

台灣 (Taiwan, ROC)

文化部

2014年文化參與及消費調查

Study Documentation

May 3, 2018

Metadata Production

| | |
|----------------------|--|
| Metadata Producer(s) | 學術調查研究資料庫(Survey Research Data Archive) (SRDA) , 中央研究院人社中心調查研究 專題中心 , DDI文件製作 |
| Production Date | May 28, 2017 |
| Version | 2.0版, 參考IHSN Nesstar Template修改 |
| Identification | AL010007 |

Table of Contents

| | |
|--|--------------------|
| Overview..... | 4 |
| Scope & Coverage..... | 4 |
| Producers & Sponsors..... | 4 |
| Sampling..... | 4 |
| Data Collection..... | 5 |
| Data Processing & Appraisal..... | 5 |
| Accessibility..... | 5 |
| Files Description..... | 6 |
| data2014..... | 6 |
| Variables Group(s)..... | 7 |
| 調查樣本資料..... | 7 |
| (一)電影..... | 7 |
| (二)電視廣播..... | 8 |
| (三)報紙/雜誌/書籍閱讀..... | 8 |
| (四)表演藝術類..... | 9 |
| (五)視覺藝術類..... | 11 |
| (六)文藝民俗節慶活動..... | 13 |
| (七)文化藝術機構與設施..... | 14 |
| (八)文化技藝學習與發表..... | 16 |
| 受訪者基本資料..... | 17 |
| 權數..... | 18 |
| Variables Description..... | 19 |
| data2014..... | 20 |

2014年文化參與及消費調查

Culture Participation Survey, 2014

Overview

| | |
|--|--|
| Type | 文化參與及消費調查 |
| Identification | AL010007 |
| Version | Production Date: 2018-05-04 2 Notes 第二版，修正並統一第33題複選題組跳答與漏答代碼。 |
| Abstract 為瞭解我國藝文活動及民眾文化參與及消費概況，文化部建置「全國藝文活動資訊系統」，蒐集各縣市公私立展演場所及政府與民間辦理之藝文活動資訊。2014年文化參與及消費調查以臺灣省15個縣市、臺北市、新北市、臺中市、臺南市及高雄市五直轄市，以及福建省金門縣、連江縣等共22縣市之15歲以上民眾為對象，針對電影、電視廣播、報紙/雜誌/書報閱讀、表演藝術類、視覺藝術類、文藝民俗節慶活動、文化藝術機構與設施、文化技藝學習與發表等活動，於2015年8月15日至12月31日進行電話調查。在95%的信賴水準下，估計抽樣誤差為正負0.98%，最後，實際訪問完成10,097個有效樣本。 | |
| Kind of Data | 抽查 |
| Unit of Analysis | 個人 |

Scope & Coverage

| | |
|---|------------------|
| Time Period(s) | 2015 |
| Countries | 台灣 (Taiwan, ROC) |
| Geographic Coverage 臺灣省15個縣市、臺北市、新北市、臺中市、臺南市及高雄市五直轄市，以及福建省金門縣、連江縣等共22縣市 | |
| Universe 2014年12月年滿15歲以上之中華民國國民 | |

Producers & Sponsors

| | |
|--------------------------------|-----|
| Primary Investigator(s) | 文化部 |
| Other Producer(s) | 文化部 |
| Funding Agency/ies | 文化部 |

Sampling

Sampling Procedure

本調查以2014年12月年滿15歲以上之中華民國國民為母體，臺灣地區住宅電話簿為抽樣母體，採用簡單隨機抽樣法，以縣市別為分層變數，取得調查樣本數後，再以比例配置方式計算各縣市分層所需樣本數。而隨機抽取樣本時，各層內採用隨機抽樣方式選取樣本，所抽的電話號碼最後2碼，以隨機亂數方式取代之，俾使原本沒有登錄於電話號碼簿上的住宅電話也有機會能夠中選。

| Data Collection | |
|------------------------------|------------------------------------|
| Data Collection Dates | start 2015-08-15 end 2015-12-31 |
| Data Collection Mode | 電話訪問 |

| Data Processing & Appraisal | |
|---|--|
| Data Editing 中央研究院人文社會科學研究中心調查研究專題中心所進行的資料整理方式，為不合理值檢核。 | |

| Accessibility | |
|--|--|
| Contact(s) | 學術調查研究資料庫(Survey Research Data Archive) (中央研究院人社中心調查研究專題中心) , https://srda.sinica.edu.tw , srda@gate.sinica.edu.tw |
| Distributor(s) | 學術調查研究資料庫(Survey Research Data Archive) |
| Depositor(s) | 文化部綜合規劃司 |
| Access Conditions 標準版(一般會員、院內會員申請下載) | |

Files Description

Dataset contains 1 file(s)

| data2014 | |
|---------------|-------|
| # Cases | 10097 |
| # Variable(s) | 137 |

Variables Group(s)

Dataset contains 11 group(s)

| Group 調查樣本資料 | | | | | | | |
|--------------|------|-------|------------|-------------|-------|---------|----------|
| # | Name | Label | Type | Format | Valid | Invalid | Question |
| 1 | no1 | 樣本編號 | continuous | numeric-8.0 | 10097 | 0 | - |
| 2 | year | 資料年份 | discrete | numeric-8.0 | 10097 | 0 | - |

| Group (一)電影 | | | | | | | |
|-------------|-------|--|----------|-------------|-------|---------|----------|
| # | Name | Label | Type | Format | Valid | Invalid | Question |
| 1 | v01 | 1.請問您104年居住在哪一個縣市 | discrete | numeric-3.0 | 10097 | 0 | - |
| 2 | v03 | 3.請問您近一年內,是否到電影院看電影 | discrete | numeric-3.0 | 10097 | 0 | - |
| 3 | v03_1 | 3.請問您近一年內,到電影院/戲院看電影的頻率____次(部)/年 | discrete | numeric-3.0 | 10097 | 0 | - |
| 4 | v03_2 | 3.請問您近一年內,國片觀看部(次)數為____次(部)/年 | discrete | numeric-3.0 | 10097 | 0 | - |
| 5 | v05_1 | 5.除去電影院看電影外,請問您近一年內,是否曾經使用其他方式觀賞電影片(可複選):(1)於電視頻道觀看電影片 | discrete | numeric-1.0 | 10097 | 0 | - |
| 6 | v05_2 | 5.除去電影院看電影外,請問您近一年內,是否曾經使用其他方式觀賞電影片(可複選):(2)觀看DVD、VCD、錄影帶之電影片 | discrete | numeric-1.0 | 10097 | 0 | - |
| 7 | v05_3 | 5.除去電影院看電影外,請問您近一年內,是否曾經使用其他方式觀賞電影片(可複選):(3)以網路觀看或下載電影片觀看(包含使用電腦、平板、智慧型手機等) | discrete | numeric-1.0 | 10097 | 0 | - |
| 8 | v05_4 | 5.除去電影院看電影外,請問您近一年內,是否曾經使用其他方式觀賞電影片(可複選):(4)其他場所觀賞公開播放之電影(如學校及活動中心、視聽室放映、圖書館等場所) | discrete | numeric-1.0 | 10097 | 0 | - |
| 9 | v05_5 | 5.除去電影院看電影外,請問您近一年內,是否曾經使用其他方式觀賞電影片(可複選):(5)其他 | discrete | numeric-1.0 | 10097 | 0 | - |
| 10 | v05_6 | 5.除去電影院看電影外,請問您近一年內,是否曾經使用其他方式觀賞電影片(可複選):(97)皆未以上述形式觀看 | discrete | numeric-1.0 | 10097 | 0 | - |
| 11 | v05_7 | 5.除去電影院看電影外,請問您近一年內,是否曾經使 | discrete | numeric-1.0 | 10097 | 0 | - |

| # | Name | Label | Type | Format | Valid | Invalid | Question |
|---|------|-----------------------------|------|--------|-------|---------|----------|
| | | 用其他方式觀賞電影片(可複選):(98)不知道/未回答 | | | | | |

Group (二)電視廣播

| # | Name | Label | Type | Format | Valid | Invalid | Question |
|----|-------|--|----------|-------------|-------|---------|----------|
| 1 | v06 | 6.請問您近一年內,是否曾觀看「電視」(指觀看依節目表即時播出之電視節目,含MOD數位節目,不含透過網路下載觀看) | discrete | numeric-3.0 | 10097 | 0 | - |
| 2 | v06_1 | 6.平均每週花多少時間看電視__小時/週 | discrete | numeric-3.0 | 10097 | 0 | - |
| 3 | v07_1 | 7.除去電影院看電影外,請問您近一年內,是否曾經使用其他方式觀看電視節目(可複選):(1)觀看DVD、VCD、錄影帶之電視節目(電影片除外) | discrete | numeric-1.0 | 10097 | 0 | - |
| 4 | v07_2 | 7.除去電影院看電影外,請問您近一年內,是否曾經使用其他方式觀看電視節目(可複選):(2)透過網路觀看或下載電視節目(包含使用電腦、平板、智慧型手機等) | discrete | numeric-1.0 | 10097 | 0 | - |
| 5 | v07_3 | 7.除去電影院看電影外,請問您近一年內,是否曾經使用其他方式觀看電視節目(可複選):(3)於其他場所觀賞公開播放之電視節目(如學校及活動中心、視聽室放映、圖書館等場所) | discrete | numeric-1.0 | 10097 | 0 | - |
| 6 | v07_4 | 7.除去電影院看電影外,請問您近一年內,是否曾經使用其他方式觀看電視節目(可複選):(4)其他 | discrete | numeric-1.0 | 10097 | 0 | - |
| 7 | v07_5 | 7.除去電影院看電影外,請問您近一年內,是否曾經使用其他方式觀看電視節目(可複選):(97)皆未以上述形式觀看 | discrete | numeric-1.0 | 10097 | 0 | - |
| 8 | v07_6 | 7.除去電影院看電影外,請問您近一年內,是否曾經使用其他方式觀看電視節目(可複選):(98)不知道/未回答 | discrete | numeric-1.0 | 10097 | 0 | - |
| 9 | v08 | 8.請問您近一年內,是否收聽「廣播」(含調頻及數位廣播等依節目表即時播出之廣播,透過網路收聽即時數位廣播亦算,但不含網路下載或收聽非即時性之節目) | discrete | numeric-3.0 | 10097 | 0 | - |
| 10 | v08_1 | 8.平均每週花多少時間收聽「廣播」__小時/週 | discrete | numeric-3.0 | 10097 | 0 | - |

Group (三)報紙/雜誌/書籍閱讀

| # | Name | Label | Type | Format | Valid | Invalid | Question |
|----|-------|--|----------|-------------|-------|---------|----------|
| 1 | v09 | 9.請問您近一年內,是否曾閱讀「雜誌」(實體雜誌,不含網路上瀏覽雜誌網站) | discrete | numeric-3.0 | 10097 | 0 | - |
| 2 | v09_1 | 9.平均每週花多少小時閱讀「雜誌」(實體雜誌,不含於網路上瀏覽雜誌網站) __小時/週 | discrete | numeric-3.0 | 10097 | 0 | - |
| 3 | v10 | 10.請問您近一年內,是否曾閱讀「報紙」(實體報紙,不含於網路上瀏覽新聞) | discrete | numeric-3.0 | 10097 | 0 | - |
| 4 | v10_1 | 10.請問您去年平均每週花多少小時閱讀「報紙」?(實體報紙,不含於網路上瀏覽新聞) __小時/週 | discrete | numeric-3.0 | 10097 | 0 | - |
| 5 | v11 | 11.請問您近一年內,是否閱讀「書籍」(含上課、教科書、休閒、電子書) | discrete | numeric-3.0 | 10097 | 0 | - |
| 6 | v11_1 | 11.請問您去年平均每週花多少小時閱讀「書籍」?(含上課用書、教科書、休閒書籍、電子書) __小時/週 | discrete | numeric-3.0 | 10097 | 0 | - |
| 7 | v12_1 | 12.請問近一年內,您曾進行過那些數位閱讀行為(可複選):(1)瀏覽網路新聞與雜誌 | discrete | numeric-3.0 | 10097 | 0 | - |
| 8 | v12_2 | 12.請問近一年內,您曾進行過那些數位閱讀行為(可複選):(2)線上閱讀免費小說、書籍 | discrete | numeric-1.0 | 10097 | 0 | - |
| 9 | v12_3 | 12.請問近一年內,您曾進行過那些數位閱讀行為(可複選):(3)購買電子書閱讀 | discrete | numeric-1.0 | 10097 | 0 | - |
| 10 | v12_4 | 12.請問近一年內,您曾進行過那些數位閱讀行為(可複選):(4)閱讀部落格文章(不含美食分享、旅遊分享) | discrete | numeric-1.0 | 10097 | 0 | - |
| 11 | v12_5 | 12.請問近一年內,您曾進行過那些數位閱讀行為(可複選):(5)其他 | discrete | numeric-1.0 | 10097 | 0 | - |
| 12 | v12_6 | 12.請問近一年內,您曾進行過那些數位閱讀行為(可複選):(97)未曾進行數位閱讀(跳答Q14) | discrete | numeric-1.0 | 10097 | 0 | - |
| 13 | v13 | 13.整體而言,請問近一年內,您平均每週花多少時間進行上述數位閱讀 __小時/週 | discrete | numeric-3.0 | 10097 | 0 | - |
| 14 | v17 | 17.請問您近一年內,您閱讀了多少本課外書籍(不含雜誌、上課用書、教科書、考試用書,含電子書,一本書至少需閱讀一半以上才算) __本/年 | discrete | numeric-3.0 | 10097 | 0 | - |

Group (四)表演藝術類

| # | Name | Label | Type | Format | Valid | Invalid | Question |
|----|-------|---|----------|-------------|-------|---------|----------|
| 1 | v18 | 18.請問您近一年內,是否欣賞現場「流行音樂」活動(如演唱/奏會、晚會、Live house、音樂節、簽唱會活動) | discrete | numeric-3.0 | 10097 | 0 | - |
| 2 | v18_1 | 18.欣賞現場「流行音樂」的頻率__次/年 | discrete | numeric-3.0 | 10097 | 0 | - |
| 3 | v18_2 | 18.欣賞現場流行音樂付費門票活動的頻率__次/年 | discrete | numeric-3.0 | 10097 | 0 | - |
| 4 | v20 | 20.請問您近一年內,是否欣賞現場「古典與傳統音樂類」活動(非流行音樂,如民族音樂、西樂、世界音樂) | discrete | numeric-3.0 | 10097 | 0 | - |
| 5 | v20_1 | 20.欣賞現場「古典與傳統音樂類」活動的頻率__次/年 | discrete | numeric-3.0 | 10097 | 0 | - |
| 6 | v20_2 | 20.欣賞現場「古典與傳統音樂類」付費門票活動的頻率__次/年 | discrete | numeric-3.0 | 10097 | 0 | - |
| 7 | v21 | 21.請問您近一年內,是否參與或欣賞現場「現代戲劇類」活動(如舞台劇、音樂劇、歌舞劇、話劇、兒童戲劇及偶戲等) | discrete | numeric-3.0 | 10097 | 0 | - |
| 8 | v21_1 | 21.參與或欣賞現場「現代戲劇類」的頻率__次/年 | discrete | numeric-3.0 | 10097 | 0 | - |
| 9 | v21_2 | 21.參與或欣賞現場「現代戲劇類」付費門票活動的頻率__次/年 | discrete | numeric-3.0 | 10097 | 0 | - |
| 10 | v22 | 22.請問您近一年內,是否參與或欣賞現場「傳統戲曲類」活動(如歌仔戲、京劇、崑曲、偶戲、說唱藝術、南管、北管、客家戲及高甲戲等) | discrete | numeric-3.0 | 10097 | 0 | - |
| 11 | v22_1 | 22.參與或欣賞現場「傳統戲曲類」活動頻率__次/年 | discrete | numeric-3.0 | 10097 | 0 | - |
| 12 | v22_2 | 22.參與或欣賞現場「傳統戲曲類」付費門票活動的頻率__次/年 | discrete | numeric-3.0 | 10097 | 0 | - |
| 13 | v23 | 23.請問您近一年內,是否參與或欣賞現場「舞蹈類」活動(如原住民舞蹈、現代舞、芭蕾舞及民族舞蹈等) | discrete | numeric-3.0 | 10097 | 0 | - |
| 14 | v23_1 | 23.參與或欣賞現場「舞蹈類」活動的頻率__次/年 | discrete | numeric-3.0 | 10097 | 0 | - |
| 15 | v23_2 | 23.參與或欣賞現場「舞蹈類」付費門票活動的頻率__次/年 | discrete | numeric-3.0 | 10097 | 0 | - |
| 16 | v24_1 | 24.除欣賞現場表演藝術類(不含流行音樂)外,請問您近一年內,是否曾經使用其他方式欣賞表演藝術(含傳統與古典音樂/戲劇/舞蹈類)(可複選):(1)於電視節 | discrete | numeric-1.0 | 10097 | 0 | - |

| # | Name | Label | Type | Format | Valid | Invalid | Question |
|----|-------|---|----------|-------------|-------|---------|----------|
| | | 目觀賞相關節目(不含電視連續劇) | | | | | |
| 17 | v24_2 | 24.除欣賞現場表演藝術類(不含流行音樂)外,請問您近一年內,是否曾經使用其他方式欣賞表演藝術(含傳統與古典音樂/戲劇/舞蹈類)(可複選):(2)於廣播節目聆聽相關活動 | discrete | numeric-1.0 | 10097 | 0 | - |
| 18 | v24_3 | 24.除欣賞現場表演藝術類(不含流行音樂)外,請問您近一年內,是否曾經使用其他方式欣賞表演藝術(含傳統與古典音樂/戲劇/舞蹈類)(可複選):(3)於DVD、VCD、錄影帶、CD、錄音帶、唱片欣賞(不含電視連續劇) | discrete | numeric-1.0 | 10097 | 0 | - |
| 19 | v24_4 | 24.除欣賞現場表演藝術類(不含流行音樂)外,請問您近一年內,是否曾經使用其他方式欣賞表演藝術(含傳統與古典音樂/戲劇/舞蹈類)(可複選):(4)透過網路觀看、欣賞或下載音樂(包含使用電腦、平板、智慧型手機等,不含電視連續劇) | discrete | numeric-1.0 | 10097 | 0 | - |
| 20 | v24_5 | 24.除欣賞現場表演藝術類(不含流行音樂)外,請問您近一年內,是否曾經使用其他方式欣賞表演藝術(含傳統與古典音樂/戲劇/舞蹈類)(可複選):(90)其他 | discrete | numeric-1.0 | 10097 | 0 | - |
| 21 | v24_6 | 24.除欣賞現場表演藝術類(不含流行音樂)外,請問您近一年內,是否曾經使用其他方式欣賞表演藝術(含傳統與古典音樂/戲劇/舞蹈類)(可複選):(97)皆未以上述形式欣賞 | discrete | numeric-1.0 | 10097 | 0 | - |
| 22 | v24_7 | 24.除欣賞現場表演藝術類(不含流行音樂)外,請問您近一年內,是否曾經使用其他方式欣賞表演藝術(含傳統與古典音樂/戲劇/舞蹈類)(可複選):(98)不知道/未回答 | discrete | numeric-1.0 | 10097 | 0 | - |

Group (五) 視覺藝術類

| # | Name | Label | Type | Format | Valid | Invalid | Question |
|---|-------|---|----------|-------------|-------|---------|----------|
| 1 | v26 | 26.請問您近一年內,是否參與或欣賞視覺藝術展覽展示活動類型 | discrete | numeric-3.0 | 10097 | 0 | - |
| 2 | v26_1 | 26.請問您近一年內,曾參與或欣賞過的現場視覺藝術展覽展示活動類型(可複選):(1)繪畫書法類(如水墨、書法與篆刻、水彩、版畫、插畫及素描等) | discrete | numeric-1.0 | 10097 | 0 | - |

| # | Name | Label | Type | Format | Valid | Invalid | Question |
|----|-------|--|----------|-------------|-------|---------|----------|
| 3 | v26_2 | 26.請問您近一年內,曾參與或欣賞過的現場視覺藝術展覽展示活動類型(可複選):(2)裝置藝術與多媒體類(如公共藝術、錄像、電腦多媒體及互動藝術等) | discrete | numeric-1.0 | 10097 | 0 | - |
| 4 | v26_3 | 26.請問您近一年內,曾參與或欣賞過的現場視覺藝術展覽展示活動類型(可複選):(3)攝影類(如一般攝影類、藝術攝影類等) | discrete | numeric-1.0 | 10097 | 0 | - |
| 5 | v26_4 | 26.請問您近一年內,曾參與或欣賞過的現場視覺藝術展覽展示活動類型(可複選):(4)雕塑類(如石雕、木雕、金屬、泥塑或其他材質的立體呈現等) | discrete | numeric-1.0 | 10097 | 0 | - |
| 6 | v26_5 | 26.請問您近一年內,曾參與或欣賞過的現場視覺藝術展覽展示活動類型(可複選):(5)設計類(如平面設計、流行時尚設計及時裝設計、家具設計、建築設計、珠寶設計、室內設計、產品設計等) | discrete | numeric-1.0 | 10097 | 0 | - |
| 7 | v26_6 | 26.請問您近一年內,曾參與或欣賞過的現場視覺藝術展覽展示活動類型(可複選):(6)工藝類(如陶瓷、玻(琉)璃、金工(如金屬、玉石)及珠寶、織染繡、木雕、紙藝等) | discrete | numeric-1.0 | 10097 | 0 | - |
| 8 | v26_7 | 26.請問您近一年內,曾參與或欣賞過的現場視覺藝術展覽展示活動類型(可複選):(90)其他 | discrete | numeric-1.0 | 10097 | 0 | - |
| 9 | v26_8 | 26.請問您近一年內,曾參與或欣賞過的現場視覺藝術展覽展示活動類型(可複選):(0)皆未以上述形式欣賞 | discrete | numeric-1.0 | 10097 | 0 | - |
| 10 | v26_9 | 26.請問您近一年內,曾參與或欣賞過的現場視覺藝術展覽展示活動類型(可複選):(98)未回答 | discrete | numeric-1.0 | 10097 | 0 | - |
| 11 | v27 | 27.請問您近一年內,參與或欣賞「視覺藝術類」現場展示活動的頻率____次/年 | discrete | numeric-3.0 | 10097 | 0 | - |
| 12 | v27_1 | 27.其中觀賞付費「視覺藝術類」現場展示活動次數____次/年 | discrete | numeric-3.0 | 10097 | 0 | - |
| 13 | v28_1 | 28.除參與現場活動外,請問您近一年內,是否使用其他方式欣賞上述視覺藝術類活動或介紹(可複選):(1)透過網路數位觀賞展示、展覽、線上博物館(包含使用電腦、平版、智慧型手機等) | discrete | numeric-1.0 | 10097 | 0 | - |
| 14 | v28_2 | 28.除參與現場活動外,請問您近一年內,是否使用其他 | discrete | numeric-1.0 | 10097 | 0 | - |

| # | Name | Label | Type | Format | Valid | Invalid | Question |
|----|-------|---|----------|-------------|-------|---------|----------|
| | | 方式欣賞上述視覺藝術類活動或介紹(可複選):(2)觀賞電視節目專輯介紹 | | | | | |
| 15 | v28_3 | 28.除參與現場活動外,請問您近一年內,是否使用其他方式欣賞上述視覺藝術類活動或介紹(可複選):(3)自行觀看DVD、錄影帶等影片介紹 | discrete | numeric-1.0 | 10097 | 0 | - |
| 16 | v28_4 | 28.除參與現場活動外,請問您近一年內,是否使用其他方式欣賞上述視覺藝術類活動或介紹(可複選):(4)其他場所觀看公開播放之影片介紹(如學校及活動中心、視聽室放映、圖書館等) | discrete | numeric-1.0 | 10097 | 0 | - |
| 17 | v28_5 | 28.除參與現場活動外,請問您近一年內,是否使用其他方式欣賞上述視覺藝術類活動或介紹(可複選):(5)其他 | discrete | numeric-1.0 | 10097 | 0 | - |
| 18 | v28_6 | 28.除參與現場活動外,請問您近一年內,是否使用其他方式欣賞上述視覺藝術類活動或介紹(可複選):(0)未以上述方式欣賞視覺藝術類 | discrete | numeric-1.0 | 10097 | 0 | - |
| 19 | v28_7 | 28.除參與現場活動外,請問您近一年內,是否使用其他方式欣賞上述視覺藝術類活動或介紹(可複選):(98)未回答 | discrete | numeric-1.0 | 10097 | 0 | - |

Group (六)文藝民俗節慶活動

| # | Name | Label | Type | Format | Valid | Invalid | Question |
|---|-------|---|----------|-------------|-------|---------|----------|
| 1 | v30 | 30.請問您近一年內,是否在國內參觀或參與過文藝民俗節慶活動 | discrete | numeric-3.0 | 10097 | 0 | - |
| 2 | v30_1 | 30.請問您近一年內,參觀或參與過的國內文藝民俗節慶活動類型(可複選):(1)國家國定慶典(如雙十慶典、國慶煙火、228紀念活動) | discrete | numeric-1.0 | 10097 | 0 | - |
| 3 | v30_2 | 30.請問您近一年內,參觀或參與過的國內文藝民俗節慶活動類型(可複選):(2)傳統與民俗慶典(如宗教(媽祖等)、民俗(如原住民)、傳統(元宵等節慶)) | discrete | numeric-1.0 | 10097 | 0 | - |
| 4 | v30_3 | 30.請問您近一年內,參觀或參與過的國內文藝民俗節慶活動類型(可複選):(3)藝術節及其他新興之藝術節慶(如三義木雕節、電影藝術節、客家桐花祭等) | discrete | numeric-1.0 | 10097 | 0 | - |
| 5 | v30_4 | 30.請問您近一年內,參觀或參與過的國內文藝民俗節 | discrete | numeric-1.0 | 10097 | 0 | - |

| # | Name | Label | Type | Format | Valid | Invalid | Question |
|---|-------|---|----------|-------------|-------|---------|----------|
| | | 慶活動類型(可複選):(4)其他 | | | | | |
| 6 | v30_5 | 30.請問您近一年內,參觀或參與過的國內文藝民俗節慶活動類型(可複選):(0)以上從未參加/接觸過 | discrete | numeric-1.0 | 10097 | 0 | - |
| 7 | v30_6 | 30.請問您近一年內,參觀或參與過的國內文藝民俗節慶活動類型(可複選):(98)未回答 | discrete | numeric-1.0 | 10097 | 0 | - |
| 8 | v31 | 31.請問您近一年內,參觀或參與文藝民俗節慶相關活動的頻率____次/年 | discrete | numeric-2.0 | 10097 | 0 | - |

Group (七)文化藝術機構與設施

| # | Name | Label | Type | Format | Valid | Invalid | Question |
|---|-------|--|----------|-------------|-------|---------|----------|
| 1 | v32_1 | 32.請問您近一年內,去過的文化機構或使用過文化藝術場所(可複選):(1)博物館/美術館(包括美術館、科學博物館、歷史博物館、海洋博物館、工藝館等) | discrete | numeric-2.0 | 10097 | 0 | - |
| 2 | v32_2 | 32.請問您近一年內,去過的文化機構或使用過文化藝術場所(可複選):(2)縣(市)立文化中心 | discrete | numeric-1.0 | 10097 | 0 | - |
| 3 | v32_3 | 32.請問您近一年內,去過的文化機構或使用過文化藝術場所(可複選):(3)公園(包括動物園、植物園、生態保護區等) | discrete | numeric-1.0 | 10097 | 0 | - |
| 4 | v32_4 | 32.請問您近一年內,去過的文化機構或使用過文化藝術場所(可複選):(4)圖書館 | discrete | numeric-1.0 | 10097 | 0 | - |
| 5 | v32_5 | 32.請問您近一年內,去過的文化機構或使用過文化藝術場所(可複選):(5)紀念堂/紀念館/文物館/文化館 | discrete | numeric-1.0 | 10097 | 0 | - |
| 6 | v32_6 | 32.請問您近一年內,去過的文化機構或使用過文化藝術場所(可複選):(6)各級公立學校與附屬藝文設施 | discrete | numeric-1.0 | 10097 | 0 | - |
| 7 | v32_7 | 32.請問您近一年內,去過的文化機構或使用過文化藝術場所(可複選):(7)獨立之表演藝術中心及表演館所(如音樂廳、小劇場等) | discrete | numeric-1.0 | 10097 | 0 | - |
| 8 | v32_8 | 32.請問您近一年內,去過的文化機構或使用過文化藝術場所(可複選):(8)民間文教機構或組織之舞蹈及音樂教室及相關文教活動之場所 | discrete | numeric-1.0 | 10097 | 0 | - |
| 9 | v32_9 | 32.請問您近一年內,去過的文化機構或使用過文化藝 | discrete | numeric-1.0 | 10097 | 0 | - |

| # | Name | Label | Type | Format | Valid | Invalid | Question |
|----|--------|--|----------|-------------|-------|---------|----------|
| | | 術場所(可複選):(9)社區文化活動中心 | | | | | |
| 10 | v32_10 | 32.請問您近一年內,去過的文化機構或使用過文化藝術場所(可複選):(10)藝術村/文創園區 | discrete | numeric-1.0 | 10097 | 0 | - |
| 11 | v32_11 | 32.請問您近一年內,去過的文化機構或使用過文化藝術場所(可複選):(11)宗教與民俗機構(包括教堂、寺廟等) | discrete | numeric-1.0 | 10097 | 0 | - |
| 12 | v32_12 | 32.請問您近一年內,去過的文化機構或使用過文化藝術場所(可複選):(12)名勝古蹟/歷史建築/聚落/文化景觀/遺址 | discrete | numeric-1.0 | 10097 | 0 | - |
| 13 | v32_13 | 32.請問您近一年內,去過的文化機構或使用過文化藝術場所(可複選):(13)觀光工廠 | discrete | numeric-1.0 | 10097 | 0 | - |
| 14 | v32_14 | 32.請問您近一年內,去過的文化機構或使用過文化藝術場所(可複選):(90)其他 | discrete | numeric-1.0 | 10097 | 0 | - |
| 15 | v32_15 | 32.請問您近一年內,去過的文化機構或使用過文化藝術場所(可複選):(97)都沒有 | discrete | numeric-1.0 | 10097 | 0 | - |
| 16 | v32_16 | 32.請問您近一年內,去過的文化機構或使用過文化藝術場所(可複選):(98)未回答 | discrete | numeric-1.0 | 10097 | 0 | - |
| 17 | v33_1 | 33.請問您近一年內,去過「博物館」的類型(可複選):(1)美術館 | discrete | numeric-1.0 | 10097 | 0 | - |
| 18 | v33_2 | 33.請問您近一年內,去過「博物館」的類型(可複選):(2)科學博物館 | discrete | numeric-1.0 | 10097 | 0 | - |
| 19 | v33_3 | 33.請問您近一年內,去過「博物館」的類型(可複選):(3)歷史博物館 | discrete | numeric-1.0 | 10097 | 0 | - |
| 20 | v33_4 | 33.請問您近一年內,去過「博物館」的類型(可複選):(4)海洋博物館 | discrete | numeric-1.0 | 10097 | 0 | - |
| 21 | v33_5 | 33.請問您近一年內,去過「博物館」的類型(可複選):(5)工藝館 | discrete | numeric-1.0 | 10097 | 0 | - |
| 22 | v33_6 | 33.請問您近一年內,去過「博物館」的類型(可複選):(90)其他 | discrete | numeric-1.0 | 10097 | 0 | - |
| 23 | v33_7 | 33.請問您近一年內,去過「博物館」的類型(可複選):(98)未回答 | discrete | numeric-1.0 | 10097 | 0 | - |
| 24 | v34_1 | 34.請問您近一年內,在國內參觀「博物館」相關活動的頻率__次/年 | discrete | numeric-8.0 | 10097 | 0 | - |

| Group (八)文化技藝學習與發表 | | | | | | | |
|---------------------------|--------|--|----------|-------------|-------|---------|----------|
| # | Name | Label | Type | Format | Valid | Invalid | Question |
| 1 | v36_1 | 36.請問您從小至目前,曾經學習過那些文化藝術類的相關技藝(可複選):(1)西洋樂器演奏(鋼琴、大小提琴、長笛/直笛、大小喇叭、.....) | discrete | numeric-1.0 | 10097 | 0 | - |
| 2 | v36_2 | 36.請問您從小至目前,曾經學習過那些文化藝術類的相關技藝(可複選):(2)傳統樂器演奏(古箏、南管、北管、.....) | discrete | numeric-1.0 | 10097 | 0 | - |
| 3 | v36_3 | 36.請問您從小至目前,曾經學習過那些文化藝術類的相關技藝(可複選):(3)舞蹈(如現代舞、芭蕾舞及民族舞蹈、國標舞等) | discrete | numeric-1.0 | 10097 | 0 | - |
| 4 | v36_4 | 36.請問您從小至目前,曾經學習過那些文化藝術類的相關技藝(可複選):(4)傳統戲劇表演(如歌仔戲、京劇、崑曲、偶戲、說唱藝術、客家系及高甲戲) | discrete | numeric-1.0 | 10097 | 0 | - |
| 5 | v36_5 | 36.請問您從小至目前,曾經學習過那些文化藝術類的相關技藝(可複選):(5)現代戲劇表演(如舞台劇、音樂劇、歌舞劇、話劇、兒童戲劇、偶戲、電視電影、演員訓練等) | discrete | numeric-1.0 | 10097 | 0 | - |
| 6 | v36_6 | 36.請問您從小至目前,曾經學習過那些文化藝術類的相關技藝(可複選):(6)歌唱或聲音訓練(如聲樂、演唱技巧) | discrete | numeric-1.0 | 10097 | 0 | - |
| 7 | v36_7 | 36.請問您從小至目前,曾經學習過那些文化藝術類的相關技藝(可複選):(7)繪畫、書法(如水墨、書法與篆刻、水彩、版畫及素描等) | discrete | numeric-1.0 | 10097 | 0 | - |
| 8 | v36_8 | 36.請問您從小至目前,曾經學習過那些文化藝術類的相關技藝(可複選):(8)攝影類(如一般攝影類、藝術攝影類、電影攝影等) | discrete | numeric-1.0 | 10097 | 0 | - |
| 9 | v36_9 | 36.請問您從小至目前,曾經學習過那些文化藝術類的相關技藝(可複選):(9)手工藝類與雕塑類(如陶瓷、玻(琉)璃、金工(如金屬、玉石)及珠寶雕刻、織染繡、石雕、木雕、金屬、泥塑或其他材質的立體呈現等) | discrete | numeric-1.0 | 10097 | 0 | - |
| 10 | v36_10 | 36.請問您從小至目前,曾經學習過那些文化藝術類的相關技藝(可複選):(10)寫作創作(文章寫作、詞曲創作.....) | discrete | numeric-1.0 | 10097 | 0 | - |

| # | Name | Label | Type | Format | Valid | Invalid | Question |
|----|--------|---|----------|-------------|-------|---------|----------|
| 11 | v36_11 | 36.請問您從小至目前,曾經學習過那些文化藝術類的相關技藝(可複選):(11)其他 | discrete | numeric-1.0 | 10097 | 0 | - |
| 12 | v36_12 | 36.請問您從小至目前,曾經學習過那些文化藝術類的相關技藝(可複選):(12)皆無於學習過文化藝術類的相關技藝 | discrete | numeric-1.0 | 10097 | 0 | - |
| 13 | v36_13 | 36.請問您從小至目前,曾經學習過那些文化藝術類的相關技藝(可複選):(98)未回答 | discrete | numeric-1.0 | 10097 | 0 | - |
| 14 | v37_1 | 37.請問您近一年內,是否曾於報章雜誌、媒體發表或公開場合表演、展示文化及藝術作品的類型(可複選):(1)於報章雜誌發表作品 | discrete | numeric-1.0 | 10097 | 0 | - |
| 15 | v37_2 | 37.請問您近一年內,是否曾於報章雜誌、媒體發表或公開場合表演、展示文化及藝術作品的類型(可複選):(2)於網路發表作品(臉書打卡、消費體驗等作品不算) | discrete | numeric-1.0 | 10097 | 0 | - |
| 16 | v37_3 | 37.請問您近一年內,是否曾於報章雜誌、媒體發表或公開場合表演、展示文化及藝術作品的類型(可複選):(3)公開表演(如演唱、演奏、表演戲劇、演員、詩詞朗讀等) | discrete | numeric-1.0 | 10097 | 0 | - |
| 17 | v37_4 | 37.請問您近一年內,是否曾於報章雜誌、媒體發表或公開場合表演、展示文化及藝術作品的類型(可複選):(4)公開展覽、展示藝術作品、工藝品、設計品 | discrete | numeric-1.0 | 10097 | 0 | - |
| 18 | v37_5 | 37.請問您近一年內,是否曾於報章雜誌、媒體發表或公開場合表演、展示文化及藝術作品的類型(可複選):(5)文創商品展示與販售 | discrete | numeric-1.0 | 10097 | 0 | - |
| 19 | v37_7 | 37.請問您近一年內,是否曾於報章雜誌、媒體發表或公開場合表演、展示文化及藝術作品的類型(可複選):(7)皆無於公開場合發表、表演、展示 | discrete | numeric-1.0 | 10097 | 0 | - |
| 20 | v37_8 | 37.請問您近一年內,是否曾於報章雜誌、媒體發表或公開場合表演、展示文化及藝術作品的類型(可複選):(98)未回答 | discrete | numeric-1.0 | 10097 | 0 | - |

Group 受訪者基本資料

| # | Name | Label | Type | Format | Valid | Invalid | Question |
|---|------|-------|------|--------|-------|---------|----------|
|---|------|-------|------|--------|-------|---------|----------|

| # | Name | Label | Type | Format | Valid | Invalid | Question |
|---|------|------------------|----------|-------------|-------|---------|----------|
| 1 | v38 | 28.請問您的年齡是 | discrete | numeric-8.0 | 10097 | 0 | - |
| 2 | v39 | 39.請問您的教育程度 | discrete | numeric-8.0 | 10097 | 0 | - |
| 3 | v40 | 40.請問您認為您是屬於那個族群 | discrete | numeric-2.0 | 10097 | 0 | - |
| 4 | v41 | 41.請問您目前從事的行業為何 | discrete | numeric-2.0 | 10097 | 0 | - |
| 5 | v42 | 42.請問您的個人月收入 | discrete | numeric-2.0 | 10097 | 0 | - |
| 6 | v43 | 43.請問您的性別是 | discrete | numeric-2.0 | 10097 | 0 | - |

Group 權數

| # | Name | Label | Type | Format | Valid | Invalid | Question |
|---|------|-------|------------|---------------|-------|---------|----------|
| 1 | w | 權數 | continuous | numeric-12.10 | 10097 | 0 | - |

Variables Description

Dataset contains 137 variable(s)

| | | | |
|---|-----------------------------------|--|------------|
| File : data2014 | | | |
| # no1: 樣本編號 | | | |
| Information | | [Type= continuous] [Format=numeric] [Range= 10001-32065] [Missing=*] | |
| Statistics [NW/ W] | | [Valid=10097 /-] [Invalid=0 /-] [Mean=19890.136 /-] [StdDev=7266.058 /-] | |
| # year: 資料年份 | | | |
| Information | | [Type= discrete] [Format=numeric] [Range= 2014-2014] [Missing=*] | |
| Statistics [NW/ W] | | [Valid=10097 /-] [Invalid=0 /-] | |
| Value | Label | Cases | Percentage |
| 2014 | | 10097 | 100.0% |
| Warning: these figures indicate the number of cases found in the data file. They cannot be interpreted as summary statistics of the population of interest. | | | |
| # v01: 1.請問您104年居住在哪一個縣市 | | | |
| Information | | [Type= discrete] [Format=numeric] [Range= 1-22] [Missing=*] | |
| Statistics [NW/ W] | | [Valid=10097 /-] [Invalid=0 /-] | |
| Value | Label | Cases | Percentage |
| 1 | 新北市 | 1450 | 14.4% |
| 2 | 臺北市 | 979 | 9.7% |
| 3 | 桃園縣 | 727 | 7.2% |
| 4 | 臺中市 | 970 | 9.6% |
| 5 | 臺南市 | 702 | 7.0% |
| 6 | 高雄市 | 1027 | 10.2% |
| 7 | 宜蘭縣 | 255 | 2.5% |
| 8 | 新竹縣 | 253 | 2.5% |
| 9 | 苗栗縣 | 249 | 2.5% |
| 10 | 彰化縣 | 467 | 4.6% |
| 11 | 南投縣 | 258 | 2.6% |
| 12 | 雲林縣 | 272 | 2.7% |
| 13 | 嘉義縣 | 258 | 2.6% |
| 14 | 屏東縣 | 324 | 3.2% |
| 15 | 臺東縣 | 254 | 2.5% |
| 16 | 花蓮縣 | 254 | 2.5% |
| 17 | 澎湖縣 | 250 | 2.5% |
| 18 | 基隆市 | 249 | 2.5% |
| 19 | 新竹市 | 249 | 2.5% |
| 20 | 嘉義市 | 251 | 2.5% |
| 21 | 金門縣 | 250 | 2.5% |
| 22 | 連江縣 | 149 | 1.5% |
| Warning: these figures indicate the number of cases found in the data file. They cannot be interpreted as summary statistics of the population of interest. | | | |
| # v03: 3.請問您近一年內, 是否到電影院看電影 | | | |
| Information | | [Type= discrete] [Format=numeric] [Range= 0-9] [Missing=*] | |
| Statistics [NW/ W] | | [Valid=10097 /-] [Invalid=0 /-] | |
| Value | Label | Cases | Percentage |
| 0 | 沒有去過電影院看電影(跳答Q5) | 5750 | 56.9% |
| 1 | 有, __次(部)/年, 其中國片觀看部(次)數為__次(部)/年 | 4347 | 43.1% |
| 9 | 遺漏值或跳答 | 0 | |

File : data2014

v03: 3.請問您近一年內,是否到電影院看電影

Warning: these figures indicate the number of cases found in the data file. They cannot be interpreted as summary statistics of the population of interest.

v03_1: 3.請問您近一年內,到電影院/戲院看電影的頻率__次(部)/年

Information [Type= discrete] [Format=numeric] [Range= 0-998] [Missing=*]

Statistics [NW/ W] [Valid=10097 /-] [Invalid=0 /-]

| Value | Label | Cases | Percentage |
|-------|--------|-------|------------|
| 0 | | 5750 | 56.9% |
| 1 | | 838 | 8.3% |
| 2 | | 936 | 9.3% |
| 3 | | 740 | 7.3% |
| 4 | | 299 | 3.0% |
| 5 | | 445 | 4.4% |
| 6 | | 215 | 2.1% |
| 7 | | 49 | 0.5% |
| 8 | | 90 | 0.9% |
| 9 | | 9 | 0.1% |
| 10 | | 284 | 2.8% |
| 12 | | 107 | 1.1% |
| 13 | | 6 | 0.1% |
| 14 | | 3 | 0.0% |
| 15 | | 63 | 0.6% |
| 16 | | 2 | 0.0% |
| 17 | | 1 | 0.0% |
| 18 | | 3 | 0.0% |
| 19 | | 1 | 0.0% |
| 20 | | 49 | 0.5% |
| 23 | | 2 | 0.0% |
| 24 | | 23 | 0.2% |
| 25 | | 11 | 0.1% |
| 28 | | 1 | 0.0% |
| 30 | | 14 | 0.1% |
| 33 | | 1 | 0.0% |
| 35 | | 2 | 0.0% |
| 36 | | 8 | 0.1% |
| 40 | | 4 | 0.0% |
| 48 | | 5 | 0.0% |
| 50 | | 11 | 0.1% |
| 52 | | 1 | 0.0% |
| 60 | | 2 | 0.0% |
| 110 | | 1 | 0.0% |
| 120 | | 1 | 0.0% |
| 145 | | 1 | 0.0% |
| 998 | 不知道/拒答 | 119 | 1.2% |



















Warning: these figures indicate the number of cases found in the data file. They cannot be interpreted as summary statistics of the population of interest.

File : data2014

v03_2: 3.請問您近一年內,國片觀看部(次)數為____次(部)/年

Information [Type= discrete] [Format=numeric] [Range= 0-998] [Missing=*]

Statistics [NW/ W] [Valid=10097 /-] [Invalid=0 /-]



| Value | Label | Cases | Percentage |
|-------|--------|-------|--|
| 0 | | 7565 |  74.9% |
| 1 | | 1148 |  11.4% |
| 2 | | 695 |  6.9% |
| 3 | | 317 |  3.1% |
| 4 | | 82 |  0.8% |
| 5 | | 79 |  0.8% |
| 6 | | 23 |  0.2% |
| 7 | | 7 |  0.1% |
| 8 | | 10 |  0.1% |
| 9 | | 1 |  0.0% |
| 10 | | 14 |  0.1% |
| 12 | | 5 |  0.0% |
| 13 | | 3 |  0.0% |
| 15 | | 3 |  0.0% |
| 16 | | 1 |  0.0% |
| 25 | | 2 |  0.0% |
| 50 | | 1 |  0.0% |
| 998 | 不知道/拒答 | 141 |  1.4% |

Warning: these figures indicate the number of cases found in the data file. They cannot be interpreted as summary statistics of the population of interest.

v05_1: 5.除去電影院看電影外,請問您近一年內,是否曾經使用其他方式觀賞電影片(可複選):(1)於電視頻道觀看電影片

Information [Type= discrete] [Format=numeric] [Range= 0-9] [Missing=*]

Statistics [NW/ W] [Valid=10097 /-] [Invalid=0 /-]



| Value | Label | Cases | Percentage |
|-------|--------|-------|---|
| 0 | 無 | 3933 |  39.0% |
| 1 | 有 | 6164 |  61.0% |
| 9 | 遺漏值或跳答 | 0 | |

Warning: these figures indicate the number of cases found in the data file. They cannot be interpreted as summary statistics of the population of interest.

v05_2: 5.除去電影院看電影外,請問您近一年內,是否曾經使用其他方式觀賞電影片(可複選):(2)觀看DVD、VCD、錄影帶之電影片

Information [Type= discrete] [Format=numeric] [Range= 0-9] [Missing=*]

Statistics [NW/ W] [Valid=10097 /-] [Invalid=0 /-]

| Value | Label | Cases | Percentage |
|-------|--------|-------|---|
| 0 | 無 | 8494 |  84.1% |
| 1 | 有 | 1603 |  15.9% |
| 9 | 遺漏值或跳答 | 0 | |

Warning: these figures indicate the number of cases found in the data file. They cannot be interpreted as summary statistics of the population of interest.



v05_3: 5.除去電影院看電影外,請問您近一年內,是否曾經使用其他方式觀賞電影片(可複選):(3)以網路觀看或下載電影片觀看(包含使用電腦、平板、智慧型手機等)

Information [Type= discrete] [Format=numeric] [Range= 0-9] [Missing=*]

File : data2014

v05_3: 5.除去電影院看電影外,請問您近一年內,是否曾經使用其他方式觀賞電影片(可複選):**(3)**以網路觀看或下載電影片觀看(包含使用電腦、平板、智慧型手機等)

Statistics [NW/ W] [Valid=10097 /-] [Invalid=0 /-]



| Value | Label | Cases | Percentage |
|-------|--------|-------|---|
| 0 | 無 | 6219 |  61.6% |
| 1 | 有 | 3878 |  38.4% |
| 9 | 遺漏值或跳答 | 0 | |

Warning: these figures indicate the number of cases found in the data file. They cannot be interpreted as summary statistics of the population of interest.

v05_4: 5.除去電影院看電影外,請問您近一年內,是否曾經使用其他方式觀賞電影片(可複選):**(4)**其他場所觀賞公開播放之電影(如學校及活動中心、視聽室放映、圖書館等場所)

Information [Type= discrete] [Format=numeric] [Range= 0-9] [Missing=*]

Statistics [NW/ W] [Valid=10097 /-] [Invalid=0 /-]



| Value | Label | Cases | Percentage |
|-------|--------|-------|---|
| 0 | 無 | 6205 |  61.5% |
| 1 | 有 | 3892 |  38.5% |
| 9 | 遺漏值或跳答 | 0 | |

Warning: these figures indicate the number of cases found in the data file. They cannot be interpreted as summary statistics of the population of interest.

v05_5: 5.除去電影院看電影外,請問您近一年內,是否曾經使用其他方式觀賞電影片(可複選):**(5)**其他

Information [Type= discrete] [Format=numeric] [Range= 0-9] [Missing=*]

Statistics [NW/ W] [Valid=10097 /-] [Invalid=0 /-]



| Value | Label | Cases | Percentage |
|-------|--------|-------|---|
| 0 | 無 | 9661 |  95.7% |
| 1 | 有 | 436 |  4.3% |
| 9 | 遺漏值或跳答 | 0 | |

Warning: these figures indicate the number of cases found in the data file. They cannot be interpreted as summary statistics of the population of interest.

v05_6: 5.除去電影院看電影外,請問您近一年內,是否曾經使用其他方式觀賞電影片(可複選):**(97)**皆未以上述形式觀看

Information [Type= discrete] [Format=numeric] [Range= 0-9] [Missing=*]

Statistics [NW/ W] [Valid=10097 /-] [Invalid=0 /-]



| Value | Label | Cases | Percentage |
|-------|--------|-------|---|
| 0 | 無 | 8167 |  80.9% |
| 1 | 有 | 1930 |  19.1% |
| 9 | 遺漏值或跳答 | 0 | |

Warning: these figures indicate the number of cases found in the data file. They cannot be interpreted as summary statistics of the population of interest.

v05_7: 5.除去電影院看電影外,請問您近一年內,是否曾經使用其他方式觀賞電影片(可複選):**(98)**不知道/未回答

Information [Type= discrete] [Format=numeric] [Range= 0-9] [Missing=*]

Statistics [NW/ W] [Valid=10097 /-] [Invalid=0 /-]

| Value | Label | Cases | Percentage |
|-------|--------|-------|---|
| 0 | 無 | 10075 |  99.8% |
| 1 | 有 | 22 |  0.2% |
| 9 | 遺漏值或跳答 | 0 | |

Warning: these figures indicate the number of cases found in the data file. They cannot be interpreted as summary statistics of the population of interest.

File : data2014

v06: 6.請問您近一年內,是否曾觀看「電視」(指觀看依節目表即時播出之電視節目,含**MOD**數位節目,不含透過網路下載觀看)

Information [Type= discrete] [Format=numeric] [Range= 0-9] [Missing=*]

Statistics [NW/ W] [Valid=10097 /-] [Invalid=0 /-]

| Value | Label | Cases | Percentage |
|-------|-----------|-------|------------|
| 0 | 沒有觀賞過電視節目 | 403 | 4.0% |
| 1 | 有, __小時/週 | 9694 | 96.0% |
| 9 | 遺漏值或跳答 | 0 | |

Warning: these figures indicate the number of cases found in the data file. They cannot be interpreted as summary statistics of the population of interest.

v06_1: 6.平均每週花多少時間看電視__小時/週

Information [Type= discrete] [Format=numeric] [Range= 0-998] [Missing=*]

Statistics [NW/ W] [Valid=10097 /-] [Invalid=0 /-]

| Value | Label | Cases | Percentage |
|-------|-------|-------|------------|
| 0 | | 403 | 4.0% |
| 1 | | 291 | 2.9% |
| 2 | | 426 | 4.2% |
| 3 | | 383 | 3.8% |
| 4 | | 356 | 3.5% |
| 5 | | 294 | 2.9% |
| 6 | | 187 | 1.9% |
| 7 | | 966 | 9.6% |
| 8 | | 170 | 1.7% |
| 9 | | 27 | 0.3% |
| 10 | | 500 | 5.0% |
| 11 | | 59 | 0.6% |
| 12 | | 80 | 0.8% |
| 13 | | 13 | 0.1% |
| 14 | | 1554 | 15.4% |
| 15 | | 180 | 1.8% |
| 16 | | 49 | 0.5% |
| 17 | | 16 | 0.2% |
| 18 | | 72 | 0.7% |
| 19 | | 6 | 0.1% |
| 20 | | 315 | 3.1% |
| 21 | | 1162 | 11.5% |
| 22 | | 7 | 0.1% |
| 23 | | 5 | 0.0% |
| 24 | | 36 | 0.4% |
| 25 | | 66 | 0.7% |
| 26 | | 3 | 0.0% |
| 27 | | 8 | 0.1% |
| 28 | | 578 | 5.7% |
| 29 | | 3 | 0.0% |
| 30 | | 132 | 1.3% |

File : data2014

v06_1: 6.平均每週花多少時間看電視—小時/週

| Value | Label | Cases | Percentage |
|-------|-------|-------|------------|
| 31 | | 5 | 0.0% |
| 32 | | 19 | 0.2% |
| 33 | | 2 | 0.0% |
| 34 | | 3 | 0.0% |
| 35 | | 397 | 3.9% |
| 36 | | 3 | 0.0% |
| 38 | | 2 | 0.0% |
| 39 | | 3 | 0.0% |
| 40 | | 82 | 0.8% |
| 42 | | 213 | 2.1% |
| 44 | | 2 | 0.0% |
| 45 | | 9 | 0.1% |
| 46 | | 3 | 0.0% |
| 48 | | 10 | 0.1% |
| 49 | | 27 | 0.3% |
| 50 | | 25 | 0.2% |
| 52 | | 2 | 0.0% |
| 53 | | 1 | 0.0% |
| 54 | | 1 | 0.0% |
| 56 | | 112 | 1.1% |
| 60 | | 13 | 0.1% |
| 63 | | 5 | 0.0% |
| 64 | | 1 | 0.0% |
| 65 | | 1 | 0.0% |
| 70 | | 66 | 0.7% |
| 72 | | 7 | 0.1% |
| 76 | | 1 | 0.0% |
| 77 | | 1 | 0.0% |
| 78 | | 1 | 0.0% |
| 80 | | 7 | 0.1% |
| 81 | | 1 | 0.0% |
| 84 | | 22 | 0.2% |
| 85 | | 1 | 0.0% |
| 86 | | 1 | 0.0% |
| 90 | | 2 | 0.0% |
| 91 | | 1 | 0.0% |
| 95 | | 1 | 0.0% |
| 96 | | 1 | 0.0% |
| 98 | | 2 | 0.0% |
| 100 | | 6 | 0.1% |
| 105 | | 7 | 0.1% |
| 112 | | 4 | 0.0% |
| 119 | | 3 | 0.0% |

File : data2014

v06_1: 6.平均每週花多少時間看電視—小時/週

| Value | Label | Cases | Percentage |
|-------|--------|-------|------------|
| 126 | | 2 | 0.0% |
| 140 | | 2 | 0.0% |
| 150 | | 1 | 0.0% |
| 998 | 不知道/拒答 | 669 | 6.6% |

Warning: these figures indicate the number of cases found in the data file. They cannot be interpreted as summary statistics of the population of interest.

v07_1: 7.除去電影院看電影外,請問您近一年內,是否曾經使用其他方式觀看電視節目(可複選):(1)觀看DVD、VCD、錄影帶之電視節目(電影片除外)

| | |
|--------------------|--|
| Information | [Type= discrete] [Format=numeric] [Range= 0-9] [Missing=*] |
| Statistics [NW/ W] | [Valid=10097 /-] [Invalid=0 /-] |

| Value | Label | Cases | Percentage |
|-------|--------|-------|------------|
| 0 | 無 | 9788 | 96.9% |
| 1 | 有 | 309 | 3.1% |
| 9 | 遺漏值或跳答 | 0 | |

Warning: these figures indicate the number of cases found in the data file. They cannot be interpreted as summary statistics of the population of interest.

v07_2: 7.除去電影院看電影外,請問您近一年內,是否曾經使用其他方式觀看電視節目(可複選):(2)透過網路觀看或下載電視節目(包含使用電腦、平板、智慧型手機等)

| | |
|--------------------|--|
| Information | [Type= discrete] [Format=numeric] [Range= 0-9] [Missing=*] |
| Statistics [NW/ W] | [Valid=10097 /-] [Invalid=0 /-] |

| Value | Label | Cases | Percentage |
|-------|--------|-------|------------|
| 0 | 無 | 6358 | 63.0% |
| 1 | 有 | 3739 | 37.0% |
| 9 | 遺漏值或跳答 | 0 | |

Warning: these figures indicate the number of cases found in the data file. They cannot be interpreted as summary statistics of the population of interest.

v07_3: 7.除去電影院看電影外,請問您近一年內,是否曾經使用其他方式觀看電視節目(可複選):(3)於其他場所觀賞公開播放之電視節目(如學校及活動中心、視聽室放映、圖書館等場所)

| | |
|--------------------|--|
| Information | [Type= discrete] [Format=numeric] [Range= 0-9] [Missing=*] |
| Statistics [NW/ W] | [Valid=10097 /-] [Invalid=0 /-] |

| Value | Label | Cases | Percentage |
|-------|--------|-------|------------|
| 0 | 無 | 9815 | 97.2% |
| 1 | 有 | 282 | 2.8% |
| 9 | 遺漏值或跳答 | 0 | |

Warning: these figures indicate the number of cases found in the data file. They cannot be interpreted as summary statistics of the population of interest.

v07_4: 7.除去電影院看電影外,請問您近一年內,是否曾經使用其他方式觀看電視節目(可複選):(4)其他

| | |
|--------------------|--|
| Information | [Type= discrete] [Format=numeric] [Range= 0-9] [Missing=*] |
| Statistics [NW/ W] | [Valid=10097 /-] [Invalid=0 /-] |

| Value | Label | Cases | Percentage |
|-------|--------|-------|------------|
| 0 | 無 | 10090 | 99.9% |
| 1 | 有 | 7 | 0.1% |
| 9 | 遺漏值或跳答 | 0 | |

Warning: these figures indicate the number of cases found in the data file. They cannot be interpreted as summary statistics of the population of interest.

File : data2014

v07_5: 7.除去電影院看電影外,請問您近一年內,是否曾經使用其他方式觀看電視節目(可複選):**(97)**皆未以上述形式觀看

Information [Type= discrete] [Format=numeric] [Range= 0-9] [Missing=*]

Statistics [NW/ W] [Valid=10097 /-] [Invalid=0 /-]

| Value | Label | Cases | Percentage |
|-------|--------|-------|------------|
| 0 | 無 | 4109 | 40.7% |
| 1 | 有 | 5988 | 59.3% |
| 9 | 遺漏值或跳答 | 0 | |

Warning: these figures indicate the number of cases found in the data file. They cannot be interpreted as summary statistics of the population of interest.

v07_6: 7.除去電影院看電影外,請問您近一年內,是否曾經使用其他方式觀看電視節目(可複選):**(98)**不知道/未回答

Information [Type= discrete] [Format=numeric] [Range= 0-9] [Missing=*]

Statistics [NW/ W] [Valid=10097 /-] [Invalid=0 /-]

| Value | Label | Cases | Percentage |
|-------|--------|-------|------------|
| 0 | 無 | 10036 | 99.4% |
| 1 | 有 | 61 | 0.6% |
| 9 | 遺漏值或跳答 | 0 | |

Warning: these figures indicate the number of cases found in the data file. They cannot be interpreted as summary statistics of the population of interest.

v08: 8.請問您近一年內,是否收聽「廣播」(含調頻及數位廣播等依節目表即時播出之廣播,透過網路收聽即時數位廣播亦算,但不含網路下載或收聽非即時性之節目)

Information [Type= discrete] [Format=numeric] [Range= 0-9] [Missing=*]

Statistics [NW/ W] [Valid=10097 /-] [Invalid=0 /-]

| Value | Label | Cases | Percentage |
|-------|-----------|-------|------------|
| 0 | 沒有收聽過廣播 | 5596 | 55.4% |
| 1 | 有, __小時/週 | 4501 | 44.6% |
| 9 | 遺漏值或跳答 | 0 | |

Warning: these figures indicate the number of cases found in the data file. They cannot be interpreted as summary statistics of the population of interest.

v08_1: 8.平均每週花多少時間收聽「廣播」 __小時/週

Information [Type= discrete] [Format=numeric] [Range= 0-998] [Missing=*]

Statistics [NW/ W] [Valid=10097 /-] [Invalid=0 /-]

| Value | Label | Cases | Percentage |
|-------|-------|-------|------------|
| 0 | | 5596 | 55.4% |
| 1 | | 750 | 7.4% |
| 2 | | 475 | 4.7% |
| 3 | | 327 | 3.2% |
| 4 | | 349 | 3.5% |
| 5 | | 179 | 1.8% |
| 6 | | 101 | 1.0% |
| 7 | | 561 | 5.6% |
| 8 | | 89 | 0.9% |
| 9 | | 14 | 0.1% |
| 10 | | 149 | 1.5% |
| 11 | | 10 | 0.1% |
| 12 | | 24 | 0.2% |

File : data2014

v08_1: 8.平均每週花多少時間收聽「廣播」__小時/週

| Value | Label | Cases | Percentage |
|-------|-------|-------|------------|
| 13 | | 3 | 0.0% |
| 14 | | 265 | 2.6% |
| 15 | | 50 | 0.5% |
| 16 | | 4 | 0.0% |
| 18 | | 8 | 0.1% |
| 20 | | 41 | 0.4% |
| 21 | | 134 | 1.3% |
| 22 | | 3 | 0.0% |
| 23 | | 2 | 0.0% |
| 24 | | 14 | 0.1% |
| 25 | | 25 | 0.2% |
| 26 | | 1 | 0.0% |
| 27 | | 1 | 0.0% |
| 28 | | 96 | 1.0% |
| 29 | | 1 | 0.0% |
| 30 | | 42 | 0.4% |
| 32 | | 1 | 0.0% |
| 35 | | 78 | 0.8% |
| 36 | | 3 | 0.0% |
| 39 | | 2 | 0.0% |
| 40 | | 100 | 1.0% |
| 42 | | 46 | 0.5% |
| 43 | | 1 | 0.0% |
| 44 | | 2 | 0.0% |
| 45 | | 7 | 0.1% |
| 46 | | 1 | 0.0% |
| 48 | | 24 | 0.2% |
| 49 | | 15 | 0.1% |
| 50 | | 16 | 0.2% |
| 52 | | 1 | 0.0% |
| 54 | | 3 | 0.0% |
| 56 | | 108 | 1.1% |
| 60 | | 8 | 0.1% |
| 63 | | 7 | 0.1% |
| 70 | | 20 | 0.2% |
| 72 | | 3 | 0.0% |
| 77 | | 2 | 0.0% |
| 82 | | 1 | 0.0% |
| 84 | | 12 | 0.1% |
| 96 | | 1 | 0.0% |
| 100 | | 2 | 0.0% |
| 105 | | 3 | 0.0% |
| 130 | | 1 | 0.0% |

File : data2014

v08_1: 8.平均每週花多少時間收聽「廣播」__小時/週

| Value | Label | Cases | Percentage |
|-------|--------|-------|------------|
| 140 | | 1 | 0.0% |
| 998 | 不知道/拒答 | 314 | 3.1% |

Warning: these figures indicate the number of cases found in the data file. They cannot be interpreted as summary statistics of the population of interest.

v09_1: 9.請問您近一年內,是否曾閱讀「雜誌」(實體雜誌,不含網路上瀏覽雜誌網站)

| | |
|--------------------|--|
| Information | [Type= discrete] [Format=numeric] [Range= 0-9] [Missing=*] |
| Statistics [NW/ W] | [Valid=10097 /-] [Invalid=0 /-] |

| Value | Label | Cases | Percentage |
|-------|------------|-------|------------|
| 0 | 去年未閱讀過實體雜誌 | 5385 | 53.3% |
| 1 | 有, __小時/週 | 4712 | 46.7% |
| 9 | 遺漏值或跳答 | 0 | |

Warning: these figures indicate the number of cases found in the data file. They cannot be interpreted as summary statistics of the population of interest.

v09_1: 9.平均每週花多少小時閱讀「雜誌」(實體雜誌,不含於網路上瀏覽雜誌網站)__小時/週

| | |
|--------------------|--|
| Information | [Type= discrete] [Format=numeric] [Range= 0-998] [Missing=*] |
| Statistics [NW/ W] | [Valid=10097 /-] [Invalid=0 /-] |

| Value | Label | Cases | Percentage |
|-------|-------|-------|------------|
| 0 | | 5385 | 53.3% |
| 1 | | 1185 | 11.7% |
| 2 | | 819 | 8.1% |
| 3 | | 523 | 5.2% |
| 4 | | 380 | 3.8% |
| 5 | | 230 | 2.3% |
| 6 | | 106 | 1.0% |
| 7 | | 467 | 4.6% |
| 8 | | 65 | 0.6% |
| 9 | | 10 | 0.1% |
| 10 | | 153 | 1.5% |
| 11 | | 8 | 0.1% |
| 12 | | 23 | 0.2% |
| 13 | | 4 | 0.0% |
| 14 | | 175 | 1.7% |
| 15 | | 27 | 0.3% |
| 16 | | 1 | 0.0% |
| 17 | | 1 | 0.0% |
| 18 | | 6 | 0.1% |
| 20 | | 36 | 0.4% |
| 21 | | 50 | 0.5% |
| 24 | | 7 | 0.1% |
| 25 | | 6 | 0.1% |
| 28 | | 21 | 0.2% |
| 30 | | 6 | 0.1% |
| 35 | | 4 | 0.0% |
| 40 | | 3 | 0.0% |

File : data2014

v09_1: 9.平均每週花多少小時閱讀「雜誌」(實體雜誌,不含於網路上瀏覽雜誌網站) __ 小時/週

| Value | Label | Cases | Percentage |
|-------|--------|-------|------------|
| 42 | | 4 | 0.0% |
| 48 | | 2 | 0.0% |
| 50 | | 5 | 0.0% |
| 998 | 不知道/拒答 | 385 | 3.8% |

Warning: these figures indicate the number of cases found in the data file. They cannot be interpreted as summary statistics of the population of interest.

v10: 10.請問您近一年內,是否曾閱讀「報紙」(實體報紙,不含於網路上瀏覽新聞)

| | |
|--------------------|--|
| Information | [Type= discrete] [Format=numeric] [Range= 0-9] [Missing=*] |
| Statistics [NW/ W] | [Valid=10097 /-] [Invalid=0 /-] |

| Value | Label | Cases | Percentage |
|-------|------------|-------|------------|
| 0 | 去年未觀看過實體報紙 | 4418 | 43.8% |
| 1 | 有, __小時/週 | 5679 | 56.2% |
| 9 | 遺漏值或跳答 | 0 | |

Warning: these figures indicate the number of cases found in the data file. They cannot be interpreted as summary statistics of the population of interest.

v10_1: 10.請問您去年平均每週花多少小時閱讀「報紙」?(實體報紙,不含於網路上瀏覽新聞) __ 小時/週

| | |
|--------------------|--|
| Information | [Type= discrete] [Format=numeric] [Range= 0-998] [Missing=*] |
| Statistics [NW/ W] | [Valid=10097 /-] [Invalid=0 /-] |

| Value | Label | Cases | Percentage |
|-------|-------|-------|------------|
| 0 | | 4418 | 43.8% |
| 1 | | 1291 | 12.8% |
| 2 | | 680 | 6.7% |
| 3 | | 479 | 4.7% |
| 4 | | 902 | 8.9% |
| 5 | | 196 | 1.9% |
| 6 | | 99 | 1.0% |
| 7 | | 1169 | 11.6% |
| 8 | | 52 | 0.5% |
| 9 | | 11 | 0.1% |
| 10 | | 101 | 1.0% |
| 11 | | 23 | 0.2% |
| 12 | | 12 | 0.1% |
| 13 | | 1 | 0.0% |
| 14 | | 268 | 2.7% |
| 15 | | 21 | 0.2% |
| 17 | | 1 | 0.0% |
| 18 | | 2 | 0.0% |
| 20 | | 21 | 0.2% |
| 21 | | 43 | 0.4% |
| 24 | | 2 | 0.0% |
| 25 | | 4 | 0.0% |
| 28 | | 13 | 0.1% |
| 30 | | 7 | 0.1% |
| 32 | | 1 | 0.0% |

File : data2014

v10_1: 10.請問您去年平均每週花多少小時閱讀「報紙」?(實體報紙,不含於網路上瀏覽新聞)__小時/週

| Value | Label | Cases | Percentage |
|-------|--------|-------|------------|
| 35 | | 8 | 0.1% |
| 36 | | 1 | 0.0% |
| 40 | | 1 | 0.0% |
| 50 | | 2 | 0.0% |
| 55 | | 1 | 0.0% |
| 56 | | 1 | 0.0% |
| 70 | | 1 | 0.0% |
| 111 | | 1 | 0.0% |
| 998 | 不知道/拒答 | 264 | 2.6% |

Warning: these figures indicate the number of cases found in the data file. They cannot be interpreted as summary statistics of the population of interest.

v11: 11.請問您近一年內,是否閱讀「書籍」(含上課、教科書、休閒、電子書)

| | |
|--------------------|--|
| Information | [Type= discrete] [Format=numeric] [Range= 0-9] [Missing=*] |
| Statistics [NW/ W] | [Valid=10097 /-] [Invalid=0 /-] |

| Value | Label | Cases | Percentage |
|-------|-----------|-------|------------|
| 0 | 去年未閱讀過書籍 | 3057 | 30.3% |
| 1 | 有, __小時/週 | 7040 | 69.7% |
| 9 | 遺漏值或跳答 | 0 | |

Warning: these figures indicate the number of cases found in the data file. They cannot be interpreted as summary statistics of the population of interest.

v11_1: 11.請問您去年平均每週花多少小時閱讀「書籍」?(含上課用書、教科書、休閒書籍、電子書)__小時/週

| | |
|--------------------|--|
| Information | [Type= discrete] [Format=numeric] [Range= 0-998] [Missing=*] |
| Statistics [NW/ W] | [Valid=10097 /-] [Invalid=0 /-] |

| Value | Label | Cases | Percentage |
|-------|-------|-------|------------|
| 0 | | 3057 | 30.3% |
| 1 | | 809 | 8.0% |
| 2 | | 891 | 8.8% |
| 3 | | 697 | 6.9% |
| 4 | | 521 | 5.2% |
| 5 | | 410 | 4.1% |
| 6 | | 221 | 2.2% |
| 7 | | 789 | 7.8% |
| 8 | | 145 | 1.4% |
| 9 | | 18 | 0.2% |
| 10 | | 394 | 3.9% |
| 11 | | 26 | 0.3% |
| 12 | | 52 | 0.5% |
| 13 | | 6 | 0.1% |
| 14 | | 494 | 4.9% |
| 15 | | 91 | 0.9% |
| 16 | | 10 | 0.1% |
| 17 | | 9 | 0.1% |
| 18 | | 10 | 0.1% |
| 19 | | 2 | 0.0% |

File : data2014

v11_1: 11.請問您去年平均每週花多少小時閱讀「書籍」?(含上課用書、教科書、休閒書籍、電子書) __小時/週

| Value | Label | Cases | Percentage |
|-------|-------|-------|------------|
| 20 | | 181 | 1.8% |
| 21 | | 223 | 2.2% |
| 22 | | 2 | 0.0% |
| 23 | | 1 | 0.0% |
| 24 | | 30 | 0.3% |
| 25 | | 25 | 0.2% |
| 26 | | 2 | 0.0% |
| 27 | | 2 | 0.0% |
| 28 | | 96 | 1.0% |
| 30 | | 82 | 0.8% |
| 32 | | 2 | 0.0% |
| 35 | | 91 | 0.9% |
| 36 | | 5 | 0.0% |
| 37 | | 2 | 0.0% |
| 38 | | 4 | 0.0% |
| 40 | | 42 | 0.4% |
| 41 | | 1 | 0.0% |
| 42 | | 34 | 0.3% |
| 45 | | 12 | 0.1% |
| 46 | | 2 | 0.0% |
| 48 | | 9 | 0.1% |
| 49 | | 13 | 0.1% |
| 50 | | 32 | 0.3% |
| 52 | | 2 | 0.0% |
| 54 | | 2 | 0.0% |
| 55 | | 4 | 0.0% |
| 56 | | 33 | 0.3% |
| 60 | | 15 | 0.1% |
| 65 | | 2 | 0.0% |
| 70 | | 34 | 0.3% |
| 71 | | 1 | 0.0% |
| 72 | | 3 | 0.0% |
| 75 | | 1 | 0.0% |
| 77 | | 1 | 0.0% |
| 80 | | 3 | 0.0% |
| 84 | | 10 | 0.1% |
| 90 | | 2 | 0.0% |
| 91 | | 2 | 0.0% |
| 96 | | 1 | 0.0% |
| 98 | | 1 | 0.0% |
| 100 | | 3 | 0.0% |
| 105 | | 3 | 0.0% |
| 110 | | 2 | 0.0% |

File : data2014

v11_1: 11.請問您去年平均每週花多少小時閱讀「書籍」?(含上課用書、教科書、休閒書籍、電子書) __小時/週

| Value | Label | Cases | Percentage |
|-------|--------|-------|------------|
| 120 | | 1 | 0.0% |
| 998 | 不知道/拒答 | 426 | 4.2% |

Warning: these figures indicate the number of cases found in the data file. They cannot be interpreted as summary statistics of the population of interest.

v12_1: 12.請問近一年內,您曾進行過那些數位閱讀行為(可複選):(1)瀏覽網路新聞與雜誌

| | |
|--------------------|--|
| Information | [Type= discrete] [Format=numeric] [Range= 0-9] [Missing=*] |
| Statistics [NW/ W] | [Valid=10097 /-] [Invalid=0 /-] |

| Value | Label | Cases | Percentage |
|-------|--------|-------|------------|
| 0 | 無 | 4624 | 45.8% |
| 1 | 有 | 5473 | 54.2% |
| 9 | 遺漏值或跳答 | 0 | |

Warning: these figures indicate the number of cases found in the data file. They cannot be interpreted as summary statistics of the population of interest.

v12_2: 12.請問近一年內,您曾進行過那些數位閱讀行為(可複選):(2)線上閱讀免費小說、書籍

| | |
|--------------------|--|
| Information | [Type= discrete] [Format=numeric] [Range= 0-9] [Missing=*] |
| Statistics [NW/ W] | [Valid=10097 /-] [Invalid=0 /-] |

| Value | Label | Cases | Percentage |
|-------|--------|-------|------------|
| 0 | 無 | 8574 | 84.9% |
| 1 | 有 | 1523 | 15.1% |
| 9 | 遺漏值或跳答 | 0 | |

Warning: these figures indicate the number of cases found in the data file. They cannot be interpreted as summary statistics of the population of interest.

v12_3: 12.請問近一年內,您曾進行過那些數位閱讀行為(可複選):(3)購買電子書閱讀

| | |
|--------------------|--|
| Information | [Type= discrete] [Format=numeric] [Range= 0-9] [Missing=*] |
| Statistics [NW/ W] | [Valid=10097 /-] [Invalid=0 /-] |

| Value | Label | Cases | Percentage |
|-------|--------|-------|------------|
| 0 | 無 | 9524 | 94.3% |
| 1 | 有 | 573 | 5.7% |
| 9 | 遺漏值或跳答 | 0 | |

Warning: these figures indicate the number of cases found in the data file. They cannot be interpreted as summary statistics of the population of interest.

v12_4: 12.請問近一年內,您曾進行過那些數位閱讀行為(可複選):(4)閱讀部落格文章(不含美食分享、旅遊分享)

| | |
|--------------------|--|
| Information | [Type= discrete] [Format=numeric] [Range= 0-9] [Missing=*] |
| Statistics [NW/ W] | [Valid=10097 /-] [Invalid=0 /-] |

| Value | Label | Cases | Percentage |
|-------|--------|-------|------------|
| 0 | 無 | 7881 | 78.1% |
| 1 | 有 | 2216 | 21.9% |
| 9 | 遺漏值或跳答 | 0 | |

Warning: these figures indicate the number of cases found in the data file. They cannot be interpreted as summary statistics of the population of interest.

v12_5: 12.請問近一年內,您曾進行過那些數位閱讀行為(可複選):(5)其他

| | |
|--------------------|--|
| Information | [Type= discrete] [Format=numeric] [Range= 0-9] [Missing=*] |
| Statistics [NW/ W] | [Valid=10097 /-] [Invalid=0 /-] |

| Value | Label | Cases | Percentage |
|-------|-------|-------|------------|
| 0 | 無 | 10064 | 99.7% |

File : data2014

v12_5: 12.請問近一年內,您曾進行過那些數位閱讀行為(可複選):(5)其他

| Value | Label | Cases | Percentage |
|-------|--------|-------|------------|
| 1 | 有 | 33 | 0.3% |
| 9 | 遺漏值或跳答 | 0 | |

Warning: these figures indicate the number of cases found in the data file. They cannot be interpreted as summary statistics of the population of interest.

v12_6: 12.請問近一年內,您曾進行過那些數位閱讀行為(可複選):(97)未曾進行數位閱讀(跳答Q14)

| | |
|--------------------|--|
| Information | [Type= discrete] [Format=numeric] [Range= 0-9] [Missing=*] |
| Statistics [NW/ W] | [Valid=10097 /-] [Invalid=0 /-] |

| Value | Label | Cases | Percentage |
|-------|--------|-------|------------|
| 0 | 無 | 6133 | 60.7% |
| 1 | 有 | 3964 | 39.3% |
| 9 | 遺漏值或跳答 | 0 | |

Warning: these figures indicate the number of cases found in the data file. They cannot be interpreted as summary statistics of the population of interest.










v13: 13.整體而言,請問近一年內,您平均每週花多少時間進行上述數位閱讀—小時/週

| | |
|--------------------|--|
| Information | [Type= discrete] [Format=numeric] [Range= 0-999] [Missing=*] |
| Statistics [NW/ W] | [Valid=10097 /-] [Invalid=0 /-] |

| Value | Label | Cases | Percentage |
|-------|-------|-------|------------|
| 0 | | 3985 | 39.5% |
| 1 | | 580 | 5.7% |
| 2 | | 567 | 5.6% |
| 3 | | 481 | 4.8% |
| 4 | | 424 | 4.2% |
| 5 | | 316 | 3.1% |
| 6 | | 161 | 1.6% |
| 7 | | 796 | 7.9% |
| 8 | | 156 | 1.5% |
| 9 | | 13 | 0.1% |
| 10 | | 360 | 3.6% |
| 11 | | 17 | 0.2% |
| 12 | | 42 | 0.4% |
| 13 | | 10 | 0.1% |
| 14 | | 447 | 4.4% |
| 15 | | 105 | 1.0% |
| 16 | | 10 | 0.1% |
| 17 | | 9 | 0.1% |
| 18 | | 14 | 0.1% |
| 20 | | 168 | 1.7% |
| 21 | | 161 | 1.6% |
| 22 | | 4 | 0.0% |
| 23 | | 1 | 0.0% |
| 24 | | 11 | 0.1% |
| 25 | | 29 | 0.3% |
| 27 | | 1 | 0.0% |
| 28 | | 87 | 0.9% |

File : data2014

v13: 13.整體而言,請問近一年內,您平均每週花多少時間進行上述數位閱讀—小時/週










| Value | Label | Cases | Percentage |
|-------|--------|-------|--|
| 30 | | 66 |  0.7% |
| 32 | | 1 | 0.0% |
| 34 | | 1 | 0.0% |
| 35 | | 62 |  0.6% |
| 36 | | 1 | 0.0% |
| 37 | | 1 | 0.0% |
| 39 | | 1 | 0.0% |
| 40 | | 28 |  0.3% |
| 42 | | 20 |  0.2% |
| 43 | | 1 | 0.0% |
| 45 | | 3 | 0.0% |
| 46 | | 2 | 0.0% |
| 47 | | 1 | 0.0% |
| 48 | | 6 | 0.1% |
| 49 | | 7 | 0.1% |
| 50 | | 8 | 0.1% |
| 56 | | 20 |  0.2% |
| 60 | | 12 |  0.1% |
| 70 | | 10 |  0.1% |
| 72 | | 1 | 0.0% |
| 80 | | 2 | 0.0% |
| 84 | | 3 | 0.0% |
| 90 | | 1 | 0.0% |
| 91 | | 1 | 0.0% |
| 98 | | 2 | 0.0% |
| 100 | | 1 | 0.0% |
| 998 | 不知道/拒答 | 224 |  2.2% |
| 999 | 遺漏值 | 656 |  6.5% |

Warning: these figures indicate the number of cases found in the data file. They cannot be interpreted as summary statistics of the population of interest.

v17: 17.請問您近一年內,您閱讀了多少本課外書籍(不含雜誌、上課用書、教科書、考試用書,含電子書,一本書至少需閱讀一半以上才算) __本/年

Information [Type= discrete] [Format=numeric] [Range= 0-998] [Missing=*]

Statistics [NW/ W] [Valid=10097 /-] [Invalid=0 /-]

| Value | Label | Cases | Percentage |
|-------|-------|-------|---|
| 0 | | 4271 |  42.3% |
| 1 | | 250 |  2.5% |
| 2 | | 585 |  5.8% |
| 3 | | 603 |  6.0% |
| 4 | | 333 |  3.3% |
| 5 | | 543 |  5.4% |
| 6 | | 350 |  3.5% |
| 7 | | 104 |  1.0% |
| 8 | | 153 |  1.5% |

File : data2014

#v17: 17.請問您近一年內,您閱讀了多少本課外書籍(不含雜誌、上課用書、教科書、考試用書,含電子書,一本書至少需閱讀一半以上才算) __本/年

| Value | Label | Cases | Percentage |
|-------|-------|-------|------------|
| 9 | | 21 | 0.2% |
| 10 | | 656 | 6.5% |
| 11 | | 7 | 0.1% |
| 12 | | 172 | 1.7% |
| 13 | | 23 | 0.2% |
| 14 | | 8 | 0.1% |
| 15 | | 194 | 1.9% |
| 16 | | 12 | 0.1% |
| 17 | | 6 | 0.1% |
| 18 | | 14 | 0.1% |
| 20 | | 311 | 3.1% |
| 21 | | 1 | 0.0% |
| 22 | | 5 | 0.0% |
| 23 | | 7 | 0.1% |
| 24 | | 54 | 0.5% |
| 25 | | 80 | 0.8% |
| 26 | | 3 | 0.0% |
| 27 | | 3 | 0.0% |
| 30 | | 181 | 1.8% |
| 31 | | 2 | 0.0% |
| 32 | | 2 | 0.0% |
| 35 | | 23 | 0.2% |
| 36 | | 26 | 0.3% |
| 38 | | 1 | 0.0% |
| 39 | | 1 | 0.0% |
| 40 | | 48 | 0.5% |
| 42 | | 2 | 0.0% |
| 44 | | 1 | 0.0% |
| 45 | | 14 | 0.1% |
| 46 | | 1 | 0.0% |
| 48 | | 11 | 0.1% |
| 50 | | 78 | 0.8% |
| 52 | | 3 | 0.0% |
| 53 | | 1 | 0.0% |
| 54 | | 1 | 0.0% |
| 55 | | 10 | 0.1% |
| 59 | | 1 | 0.0% |
| 60 | | 36 | 0.4% |
| 65 | | 2 | 0.0% |
| 70 | | 7 | 0.1% |
| 72 | | 7 | 0.1% |
| 75 | | 4 | 0.0% |
| 78 | | 1 | 0.0% |

File : data2014

#v17: 17.請問您近一年內,您閱讀了多少本課外書籍(不含雜誌、上課用書、教科書、考試用書,含電子書,一本書至少需閱讀一半以上才算) __本/年

| Value | Label | Cases | Percentage |
|-------|--------|-------|------------|
| 80 | | 8 | 0.1% |
| 84 | | 3 | 0.0% |
| 85 | | 1 | 0.0% |
| 90 | | 1 | 0.0% |
| 94 | | 1 | 0.0% |
| 96 | | 3 | 0.0% |
| 100 | | 66 | 0.7% |
| 104 | | 1 | 0.0% |
| 120 | | 25 | 0.2% |
| 125 | | 3 | 0.0% |
| 140 | | 2 | 0.0% |
| 150 | | 19 | 0.2% |
| 156 | | 1 | 0.0% |
| 168 | | 1 | 0.0% |
| 170 | | 2 | 0.0% |
| 180 | | 4 | 0.0% |
| 185 | | 1 | 0.0% |
| 200 | | 15 | 0.1% |
| 204 | | 1 | 0.0% |
| 234 | | 1 | 0.0% |
| 240 | | 5 | 0.0% |
| 250 | | 4 | 0.0% |
| 300 | | 13 | 0.1% |
| 350 | | 2 | 0.0% |
| 360 | | 1 | 0.0% |
| 364 | | 1 | 0.0% |
| 365 | | 4 | 0.0% |
| 400 | | 2 | 0.0% |
| 430 | | 1 | 0.0% |
| 450 | | 1 | 0.0% |
| 460 | | 1 | 0.0% |
| 480 | | 1 | 0.0% |
| 500 | | 3 | 0.0% |
| 520 | | 2 | 0.0% |
| 550 | | 1 | 0.0% |
| 720 | | 1 | 0.0% |
| 730 | | 1 | 0.0% |
| 750 | | 1 | 0.0% |
| 800 | | 2 | 0.0% |
| 825 | | 1 | 0.0% |
| 998 | 不知道/拒答 | 657 | 6.5% |

Warning: these figures indicate the number of cases found in the data file. They cannot be interpreted as summary statistics of the population of interest.

File : data2014

v18: 18.請問您近一年內,是否欣賞現場「流行音樂」活動(如演唱/奏會、晚會、Live house、音樂節、簽唱會活動)

Information [Type= discrete] [Format=numeric] [Range= 0-9] [Missing=*]

Statistics [NW/ W] [Valid=10097 /-] [Invalid=0 /-]

| Value | Label | Cases | Percentage |
|-------|----------------------------|-------|------------|
| 0 | 未參與 | 7912 | 78.4% |
| 1 | 有, __次/年, 其中付費門票活動次數為__次/年 | 2185 | 21.6% |
| 9 | 遺漏值或跳答 | 0 | |

Warning: these figures indicate the number of cases found in the data file. They cannot be interpreted as summary statistics of the population of interest.

v18_1: 18.欣賞現場「流行音樂」的頻率__次/年

Information [Type= discrete] [Format=numeric] [Range= 0-998] [Missing=*]

Statistics [NW/ W] [Valid=10097 /-] [Invalid=0 /-]

| Value | Label | Cases | Percentage |
|-------|--------|-------|------------|
| 0 | | 7912 | 78.4% |
| 1 | | 790 | 7.8% |
| 2 | | 620 | 6.1% |
| 3 | | 369 | 3.7% |
| 4 | | 95 | 0.9% |
| 5 | | 101 | 1.0% |
| 6 | | 47 | 0.5% |
| 7 | | 8 | 0.1% |
| 8 | | 20 | 0.2% |
| 9 | | 2 | 0.0% |
| 10 | | 41 | 0.4% |
| 12 | | 15 | 0.1% |
| 13 | | 2 | 0.0% |
| 14 | | 2 | 0.0% |
| 15 | | 7 | 0.1% |
| 16 | | 1 | 0.0% |
| 20 | | 9 | 0.1% |
| 24 | | 1 | 0.0% |
| 25 | | 2 | 0.0% |
| 30 | | 2 | 0.0% |
| 38 | | 1 | 0.0% |
| 80 | | 1 | 0.0% |
| 100 | | 3 | 0.0% |
| 104 | | 1 | 0.0% |
| 120 | | 1 | 0.0% |
| 998 | 不知道/拒答 | 44 | 0.4% |

Warning: these figures indicate the number of cases found in the data file. They cannot be interpreted as summary statistics of the population of interest.
















v18_2: 18.欣賞現場流行音樂付費門票活動的頻率__次/年

Information [Type= discrete] [Format=numeric] [Range= 0-998] [Missing=*]

Statistics [NW/ W] [Valid=10097 /-] [Invalid=0 /-]

File : data2014

v18_2: 18.欣賞現場流行音樂付費門票活動的頻率__次/年

| Value | Label | Cases | Percentage |
|-------|--------|-------|---|
| 0 | | 8878 |  87.9% |
| 1 | | 573 |  5.7% |
| 2 | | 352 |  3.5% |
| 3 | | 128 |  1.3% |
| 4 | | 37 |  0.4% |
| 5 | | 34 |  0.3% |
| 6 | | 11 |  0.1% |
| 7 | | 7 |  0.1% |
| 8 | | 4 |  0.0% |
| 10 | | 14 |  0.1% |
| 12 | | 3 |  0.0% |
| 15 | | 1 |  0.0% |
| 20 | | 1 |  0.0% |
| 23 | | 1 |  0.0% |
| 998 | 不知道/拒答 | 53 |  0.5% |

Warning: these figures indicate the number of cases found in the data file. They cannot be interpreted as summary statistics of the population of interest.

v20: 20.請問您近一年內,是否欣賞現場「古典與傳統音樂類」活動(非流行音樂,如民族音樂、西樂、世界音樂)















| | |
|--------------------|--|
| Information | [Type= discrete] [Format=numeric] [Range= 0-9] [Missing=*] |
| Statistics [NW/ W] | [Valid=10097 /-] [Invalid=0 /-] |

| Value | Label | Cases | Percentage |
|-------|----------------------------|-------|---|
| 0 | 未參與 | 8372 |  82.9% |
| 1 | 有, __次/年, 其中付費門票活動次數為__次/年 | 1725 |  17.1% |
| 9 | 遺漏值或跳答 | 0 | |

Warning: these figures indicate the number of cases found in the data file. They cannot be interpreted as summary statistics of the population of interest.

v20_1: 20.欣賞現場「古典與傳統音樂類」活動的頻率__次/年

| | |
|--------------------|--|
| Information | [Type= discrete] [Format=numeric] [Range= 0-998] [Missing=*] |
| Statistics [NW/ W] | [Valid=10097 /-] [Invalid=0 /-] |

| Value | Label | Cases | Percentage |
|-------|-------|-------|---|
| 0 | | 8372 |  82.9% |
| 1 | | 614 |  6.1% |
| 2 | | 511 |  5.1% |
| 3 | | 250 |  2.5% |
| 4 | | 71 |  0.7% |
| 5 | | 67 |  0.7% |
| 6 | | 39 |  0.4% |
| 7 | | 4 |  0.0% |
| 8 | | 16 |  0.2% |
| 9 | | 1 |  0.0% |
| 10 | | 40 |  0.4% |
| 12 | | 11 |  0.1% |
| 13 | | 1 |  0.0% |
| 14 | | 1 |  0.0% |

File : data2014

v20_1: 20.欣賞現場「古典與傳統音樂類」活動的頻率__次/年

| Value | Label | Cases | Percentage |
|-------|--------|-------|------------|
| 15 | | 7 | 0.1% |
| 20 | | 9 | 0.1% |
| 22 | | 1 | 0.0% |
| 25 | | 1 | 0.0% |
| 28 | | 1 | 0.0% |
| 30 | | 2 | 0.0% |
| 36 | | 2 | 0.0% |
| 40 | | 1 | 0.0% |
| 50 | | 1 | 0.0% |
| 58 | | 1 | 0.0% |
| 60 | | 1 | 0.0% |
| 80 | | 1 | 0.0% |
| 240 | | 1 | 0.0% |
| 998 | 不知道/拒答 | 70 | 0.7% |

Warning: these figures indicate the number of cases found in the data file. They cannot be interpreted as summary statistics of the population of interest.

v20_2: 20.欣賞現場「古典與傳統音樂類」付費門票活動的頻率__次/年

| | |
|--------------------|--|
| Information | [Type= discrete] [Format=numeric] [Range= 0-998] [Missing=*] |
| Statistics [NW/ W] | [Valid=10097 /-] [Invalid=0 /-] |

| Value | Label | Cases | Percentage |
|-------|--------|-------|------------|
| 0 | | 9304 | 92.1% |
| 1 | | 332 | 3.3% |
| 2 | | 217 | 2.1% |
| 3 | | 80 | 0.8% |
| 4 | | 25 | 0.2% |
| 5 | | 17 | 0.2% |
| 6 | | 12 | 0.1% |
| 7 | | 7 | 0.1% |
| 8 | | 6 | 0.1% |
| 10 | | 9 | 0.1% |
| 12 | | 5 | 0.0% |
| 14 | | 1 | 0.0% |
| 15 | | 3 | 0.0% |
| 300 | | 2 | 0.0% |
| 998 | 不知道/拒答 | 77 | 0.8% |

Warning: these figures indicate the number of cases found in the data file. They cannot be interpreted as summary statistics of the population of interest.

v21: 21.請問您近一年內,是否參與或欣賞現場「現代戲劇類」活動(如舞台劇、音樂劇、歌舞劇、話劇、兒童戲劇及偶戲等)

| | |
|--------------------|--|
| Information | [Type= discrete] [Format=numeric] [Range= 0-9] [Missing=*] |
| Statistics [NW/ W] | [Valid=10097 /-] [Invalid=0 /-] |

| Value | Label | Cases | Percentage |
|-------|----------------------------|-------|------------|
| 0 | 未參與 | 8478 | 84.0% |
| 1 | 有, __次/年, 其中付費門票活動次數為__次/年 | 1619 | 16.0% |

File : data2014

v21: 21.請問您近一年內,是否參與或欣賞現場「現代戲劇類」活動(如舞台劇、音樂劇、歌舞劇、話劇、兒童戲劇及偶戲等)

| Value | Label | Cases | Percentage |
|-------|--------|-------|------------|
| 9 | 遺漏值或跳答 | 0 | |

Warning: these figures indicate the number of cases found in the data file. They cannot be interpreted as summary statistics of the population of interest.

v21_1: 21.參與或欣賞現場「現代戲劇類」的頻率__次/年

| | |
|---------------------------|--|
| Information | [Type= discrete] [Format=numeric] [Range= 0-998] [Missing=*] |
| Statistics [NW/ W] | [Valid=10097 /-] [Invalid=0 /-] |

| Value | Label | Cases | Percentage |
|-------|--------|-------|------------|
| 0 | | 8478 | 84.0% |
| 1 | | 686 | 6.8% |
| 2 | | 495 | 4.9% |
| 3 | | 191 | 1.9% |
| 4 | | 57 | 0.6% |
| 5 | | 62 | 0.6% |
| 6 | | 33 | 0.3% |
| 7 | | 10 | 0.1% |
| 8 | | 8 | 0.1% |
| 10 | | 27 | 0.3% |
| 12 | | 1 | 0.0% |
| 13 | | 1 | 0.0% |
| 20 | | 3 | 0.0% |
| 60 | | 1 | 0.0% |
| 100 | | 1 | 0.0% |
| 998 | 不知道/拒答 | 43 | 0.4% |

Warning: these figures indicate the number of cases found in the data file. They cannot be interpreted as summary statistics of the population of interest.

v21_2: 21.參與或欣賞現場「現代戲劇類」付費門票活動的頻率__次/年

| | |
|---------------------------|--|
| Information | [Type= discrete] [Format=numeric] [Range= 0-998] [Missing=*] |
| Statistics [NW/ W] | [Valid=10097 /-] [Invalid=0 /-] |

| Value | Label | Cases | Percentage |
|-------|--------|-------|------------|
| 0 | | 9210 | 91.2% |
| 1 | | 425 | 4.2% |
| 2 | | 257 | 2.5% |
| 3 | | 74 | 0.7% |
| 4 | | 24 | 0.2% |
| 5 | | 17 | 0.2% |
| 6 | | 13 | 0.1% |
| 7 | | 2 | 0.0% |
| 8 | | 2 | 0.0% |
| 9 | | 1 | 0.0% |
| 10 | | 5 | 0.0% |
| 13 | | 1 | 0.0% |
| 20 | | 3 | 0.0% |
| 998 | 不知道/拒答 | 63 | 0.6% |

File : data2014

v21_2: 21.參與或欣賞現場「現代戲劇類」 付費門票活動的頻率____次/年

Warning: these figures indicate the number of cases found in the data file. They cannot be interpreted as summary statistics of the population of interest.

v22: 22.請問您近一年內,是否參與或欣賞現場「傳統戲曲類」 活動(如歌仔戲、京劇、崑曲、偶戲、說唱藝術、南管、北管、客家戲及高甲戲等)

Information [Type= discrete] [Format=numeric] [Range= 0-9] [Missing=*]

Statistics [NW/ W] [Valid=10097 /-] [Invalid=0 /-]

| Value | Label | Cases | Percentage |
|-------|------------------------------|-------|------------|
| 0 | 未參與 | 8462 | 83.8% |
| 1 | 有, __次/年, 其中付費門票活動次數為____次/年 | 1635 | 16.2% |
| 9 | 遺漏值或跳答 | 0 | |

Warning: these figures indicate the number of cases found in the data file. They cannot be interpreted as summary statistics of the population of interest.

v22_1: 22.參與或欣賞現場「傳統戲曲類」 活動頻率____次/年

Information [Type= discrete] [Format=numeric] [Range= 0-998] [Missing=*]

Statistics [NW/ W] [Valid=10097 /-] [Invalid=0 /-]

| Value | Label | Cases | Percentage |
|-------|--------|-------|------------|
| 0 | | 8462 | 83.8% |
| 1 | | 602 | 6.0% |
| 2 | | 479 | 4.7% |
| 3 | | 264 | 2.6% |
| 4 | | 71 | 0.7% |
| 5 | | 51 | 0.5% |
| 6 | | 31 | 0.3% |
| 7 | | 5 | 0.0% |
| 8 | | 10 | 0.1% |
| 9 | | 2 | 0.0% |
| 10 | | 29 | 0.3% |
| 12 | | 7 | 0.1% |
| 14 | | 1 | 0.0% |
| 15 | | 7 | 0.1% |
| 16 | | 1 | 0.0% |
| 20 | | 7 | 0.1% |
| 25 | | 1 | 0.0% |
| 30 | | 2 | 0.0% |
| 40 | | 1 | 0.0% |
| 48 | | 1 | 0.0% |
| 50 | | 1 | 0.0% |
| 100 | | 1 | 0.0% |
| 998 | 不知道/拒答 | 61 | 0.6% |

Warning: these figures indicate the number of cases found in the data file. They cannot be interpreted as summary statistics of the population of interest.

v22_2: 22.參與或欣賞現場「傳統戲曲類」 付費門票活動的頻率____次/年











Information [Type= discrete] [Format=numeric] [Range= 0-998] [Missing=*]

Statistics [NW/ W] [Valid=10097 /-] [Invalid=0 /-]

| Value | Label | Cases | Percentage |
|-------|-------|-------|------------|
| 0 | | 9539 | 94.5% |



File : data2014

v22_2: 22.參與或欣賞現場「傳統戲曲類」付費門票活動的頻率__次/年

| Value | Label | Cases | Percentage |
|-------|--------|-------|--|
| 1 | | 180 |  1.8% |
| 2 | | 93 |  0.9% |
| 3 | | 36 |  0.4% |
| 4 | | 6 |  0.1% |
| 5 | | 2 |  0.0% |
| 6 | | 3 |  0.0% |
| 7 | | 1 |  0.0% |
| 8 | | 2 |  0.0% |
| 10 | | 4 |  0.0% |
| 998 | 不知道/拒答 | 231 |  2.3% |

Warning: these figures indicate the number of cases found in the data file. They cannot be interpreted as summary statistics of the population of interest.

v23: 23.請問您近一年內,是否參與或欣賞現場「舞蹈類」活動(如原住民舞蹈、現代舞、芭蕾舞及民族舞蹈等)

| Information | [Type= discrete] [Format=numeric] [Range= 0-9] [Missing=*] | | |
|--------------------|--|-------|---|
| Statistics [NW/ W] | [Valid=10097 /-] [Invalid=0 /-] | | |
| Value | Label | Cases | Percentage |
| 0 | 未參與 | 8433 |  83.5% |
| 1 | 有, __次/年, 其中付費門票活動次數為__次/年 | 1664 |  16.5% |
| 9 | 遺漏值或跳答 | 0 | |

Warning: these figures indicate the number of cases found in the data file. They cannot be interpreted as summary statistics of the population of interest.

| # v23_1: 23.參與或欣賞現場「舞蹈類」活動的頻率__次/年 | | | |
|--|--------|--|------------------------------|
| Information | | [Type= discrete] [Format=numeric] [Range= 0-998] [Missing=*] | |
| Statistics [NW/ W] | | [Valid=10097 /-] [Invalid=0 /-] | |
| Value | Label | Cases | Percentage |
| 0 | | 8433 | <div><div></div></div> 83.5% |
| 1 | | 691 | <div><div></div></div> 6.8% |
| 2 | | 479 | <div><div></div></div> 4.7% |
| 3 | | 217 | <div><div></div></div> 2.1% |
| 4 | | 43 | <div><div></div></div> 0.4% |
| 5 | | 71 | <div><div></div></div> 0.7% |
| 6 | | 46 | <div><div></div></div> 0.5% |
| 7 | | 9 | <div><div></div></div> 0.1% |
| 8 | | 8 | <div><div></div></div> 0.1% |
| 9 | | 2 | <div><div></div></div> 0.0% |
| 10 | | 13 | <div><div></div></div> 0.1% |
| 12 | | 3 | <div><div></div></div> 0.0% |
| 13 | | 1 | <div><div></div></div> 0.0% |
| 15 | | 5 | <div><div></div></div> 0.0% |
| 20 | | 4 | <div><div></div></div> 0.0% |
| 24 | | 1 | <div><div></div></div> 0.0% |
| 30 | | 3 | <div><div></div></div> 0.0% |
| 36 | | 1 | <div><div></div></div> 0.0% |
| 40 | | 2 | <div><div></div></div> 0.0% |
| 48 | | 1 | <div><div></div></div> 0.0% |
| 50 | | 1 | <div><div></div></div> 0.0% |
| 80 | | 1 | <div><div></div></div> 0.0% |
| 96 | | 1 | <div><div></div></div> 0.0% |
| 998 | 不知道/拒答 | 61 | <div><div></div></div> 0.6% |
| <i>Warning: these figures indicate the number of cases found in the data file. They cannot be interpreted as summary statistics of the population of interest.</i> | | | |
| # v23_2: 23.參與或欣賞現場「舞蹈類」付費門票活動的頻率__次/年 | | | |
| Information | | [Type= discrete] [Format=numeric] [Range= 0-998] [Missing=*] | |
| Statistics [NW/ W] | | [Valid=10097 /-] [Invalid=0 /-] | |
| Value | Label | Cases | Percentage |
| 0 | | 9553 | <div><div></div></div> 94.6% |
| 1 | | 290 | <div><div></div></div> 2.9% |
| 2 | | 120 | <div><div></div></div> 1.2% |
| 3 | | 37 | <div><div></div></div> 0.4% |
| 4 | | 5 | <div><div></div></div> 0.0% |
| 5 | | 8 | <div><div></div></div> 0.1% |
| 6 | | 7 | <div><div></div></div> 0.1% |
| 9 | | 1 | <div><div></div></div> 0.0% |
| 10 | | 1 | <div><div></div></div> 0.0% |
| 20 | | 4 | <div><div></div></div> 0.0% |
| 998 | 不知道/拒答 | 71 | <div><div></div></div> 0.7% |
| <i>Warning: these figures indicate the number of cases found in the data file. They cannot be interpreted as summary statistics of the population of interest.</i> | | | |

v24_1: 24.除欣賞現場表演藝術類(不含流行音樂)外,請問您近一年內,是否曾經使用其他方式欣賞表演藝術(含傳統與古典音樂/戲劇/舞蹈類)(可複選):**(1)**於電視節目觀賞相關節目(不含電視連續劇)

Information [Type= discrete] [Format=numeric] [Range= 0-9] [Missing=*]

Statistics [NW/ W] [Valid=10097 /-] [Invalid=0 /-]

| Value | Label | Cases | Percentage |
|-------|--------|-------|------------|
| 0 | 無 | 6564 | 65.0% |
| 1 | 有 | 3533 | 35.0% |
| 9 | 遺漏值或跳答 | 0 | |

Warning: these figures indicate the number of cases found in the data file. They cannot be interpreted as summary statistics of the population of interest.

v24_2: 24.除欣賞現場表演藝術類(不含流行音樂)外,請問您近一年內,是否曾經使用其他方式欣賞表演藝術(含傳統與古典音樂/戲劇/舞蹈類)(可複選):**(2)**於廣播節目聆聽相關活動

Information [Type= discrete] [Format=numeric] [Range= 0-9] [Missing=*]

Statistics [NW/ W] [Valid=10097 /-] [Invalid=0 /-]

| Value | Label | Cases | Percentage |
|-------|--------|-------|------------|
| 0 | 無 | 9688 | 95.9% |
| 1 | 有 | 409 | 4.1% |
| 9 | 遺漏值或跳答 | 0 | |

Warning: these figures indicate the number of cases found in the data file. They cannot be interpreted as summary statistics of the population of interest.

v24_3: 24.除欣賞現場表演藝術類(不含流行音樂)外,請問您近一年內,是否曾經使用其他方式欣賞表演藝術(含傳統與古典音樂/戲劇/舞蹈類)(可複選):**(3)**於DVD、VCD、錄影帶、CD、錄音帶、唱片欣賞(不含電視連續劇)

Information [Type= discrete] [Format=numeric] [Range= 0-9] [Missing=*]

Statistics [NW/ W] [Valid=10097 /-] [Invalid=0 /-]

| Value | Label | Cases | Percentage |
|-------|--------|-------|------------|
| 0 | 無 | 9527 | 94.4% |
| 1 | 有 | 570 | 5.6% |
| 9 | 遺漏值或跳答 | 0 | |

Warning: these figures indicate the number of cases found in the data file. They cannot be interpreted as summary statistics of the population of interest.

v24_4: 24.除欣賞現場表演藝術類(不含流行音樂)外,請問您近一年內,是否曾經使用其他方式欣賞表演藝術(含傳統與古典音樂/戲劇/舞蹈類)(可複選):**(4)**透過網路觀看、欣賞或下載音樂(包含使用電腦、平板、智慧型手機等,不含電視連續劇)

Information [Type= discrete] [Format=numeric] [Range= 0-9] [Missing=*]

Statistics [NW/ W] [Valid=10097 /-] [Invalid=0 /-]

| Value | Label | Cases | Percentage |
|-------|--------|-------|------------|
| 0 | 無 | 7137 | 70.7% |
| 1 | 有 | 2960 | 29.3% |
| 9 | 遺漏值或跳答 | 0 | |

Warning: these figures indicate the number of cases found in the data file. They cannot be interpreted as summary statistics of the population of interest.

v24_5: 24.除欣賞現場表演藝術類(不含流行音樂)外,請問您近一年內,是否曾經使用其他方式欣賞表演藝術(含傳統與古典音樂/戲劇/舞蹈類)(可複選):**(90)**其他

Information [Type= discrete] [Format=numeric] [Range= 0-9] [Missing=*]

Statistics [NW/ W] [Valid=10097 /-] [Invalid=0 /-]

| Value | Label | Cases | Percentage |
|-------|--------|-------|------------|
| 0 | 無 | 10093 | 100.0% |
| 1 | 有 | 4 | 0.0% |
| 9 | 遺漏值或跳答 | 0 | |

v24_5: 24.除欣賞現場表演藝術類(不含流行音樂)外,請問您近一年內,是否曾經使用其他方式欣賞表演藝術(含傳統與古典音樂/戲劇/舞蹈類)(可複選):**(90)**其他

Warning: these figures indicate the number of cases found in the data file. They cannot be interpreted as summary statistics of the population of interest.

v24_6: 24.除欣賞現場表演藝術類(不含流行音樂)外,請問您近一年內,是否曾經使用其他方式欣賞表演藝術(含傳統與古典音樂/戲劇/舞蹈類)(可複選):**(97)**皆未以上述形式欣賞

Information [Type= discrete] [Format=numeric] [Range= 0-9] [Missing=*]

Statistics [NW/ W] [Valid=10097 /-] [Invalid=0 /-]

| Value | Label | Cases | Percentage |
|-------|--------|-------|------------|
| 0 | 無 | 5513 | 54.6% |
| 1 | 有 | 4584 | 45.4% |
| 9 | 遺漏值或跳答 | 0 | |

Warning: these figures indicate the number of cases found in the data file. They cannot be interpreted as summary statistics of the population of interest.

v24_7: 24.除欣賞現場表演藝術類(不含流行音樂)外,請問您近一年內,是否曾經使用其他方式欣賞表演藝術(含傳統與古典音樂/戲劇/舞蹈類)(可複選):**(98)**不知道/未回答

Information [Type= discrete] [Format=numeric] [Range= 0-9] [Missing=*]

Statistics [NW/ W] [Valid=10097 /-] [Invalid=0 /-]

| Value | Label | Cases | Percentage |
|-------|--------|-------|------------|
| 0 | 無 | 10028 | 99.3% |
| 1 | 有 | 69 | 0.7% |
| 9 | 遺漏值或跳答 | 0 | |

Warning: these figures indicate the number of cases found in the data file. They cannot be interpreted as summary statistics of the population of interest.

v26: 26.請問您近一年內,是否參與或欣賞視覺藝術展覽展示活動類型

Information [Type= discrete] [Format=numeric] [Range= 0-9] [Missing=*]

Statistics [NW/ W] [Valid=10097 /-] [Invalid=0 /-]

| Value | Label | Cases | Percentage |
|-------|--------|-------|------------|
| 0 | 無 | 5680 | 56.3% |
| 1 | 有 | 4417 | 43.7% |
| 9 | 遺漏值或跳答 | 0 | |

Warning: these figures indicate the number of cases found in the data file. They cannot be interpreted as summary statistics of the population of interest.

v26_1: 26.請問您近一年內,曾參與或欣賞過的現場視覺藝術展覽展示活動類型(可複選):**(1)**繪畫書法類(如水墨、書法與篆刻、水彩、版畫、插畫及素描等)

Information [Type= discrete] [Format=numeric] [Range= 0-9] [Missing=*]

Statistics [NW/ W] [Valid=10097 /-] [Invalid=0 /-]

| Value | Label | Cases | Percentage |
|-------|--------|-------|------------|
| 0 | 無 | 7423 | 73.5% |
| 1 | 有 | 2674 | 26.5% |
| 9 | 遺漏值或跳答 | 0 | |

Warning: these figures indicate the number of cases found in the data file. They cannot be interpreted as summary statistics of the population of interest.

v26_2: 26.請問您近一年內,曾參與或欣賞過的現場視覺藝術展覽展示活動類型(可複選):**(2)**裝置藝術與多媒體類(如公共藝術、錄像、電腦多媒體及互動藝術等)

Information [Type= discrete] [Format=numeric] [Range= 0-9] [Missing=*]

Statistics [NW/ W] [Valid=10097 /-] [Invalid=0 /-]

| Value | Label | Cases | Percentage |
|-------|-------|-------|------------|
| 0 | 無 | 8580 | 85.0% |

v26_2: 26.請問您近一年內,曾參與或欣賞過的現場視覺藝術展覽展示活動類型(可複選):(2)裝置藝術與多媒體類(如公共藝術、錄像、電腦多媒體及互動藝術等)

| Value | Label | Cases | Percentage |
|-------|--------|-------|------------|
| 1 | 有 | 1517 | 15.0% |
| 9 | 遺漏值或跳答 | 0 | |

Warning: these figures indicate the number of cases found in the data file. They cannot be interpreted as summary statistics of the population of interest.

v26_3: 26.請問您近一年內,曾參與或欣賞過的現場視覺藝術展覽展示活動類型(可複選):(3)攝影類(如一般攝影類、藝術攝影類等)

| | |
|--------------------|--|
| Information | [Type= discrete] [Format=numeric] [Range= 0-9] [Missing=*] |
| Statistics [NW/ W] | [Valid=10097 /-] [Invalid=0 /-] |

| Value | Label | Cases | Percentage |
|-------|--------|-------|------------|
| 0 | 無 | 8771 | 86.9% |
| 1 | 有 | 1326 | 13.1% |
| 9 | 遺漏值或跳答 | 0 | |

Warning: these figures indicate the number of cases found in the data file. They cannot be interpreted as summary statistics of the population of interest.

v26_4: 26.請問您近一年內,曾參與或欣賞過的現場視覺藝術展覽展示活動類型(可複選):(4)雕塑類(如石雕、木雕、金屬、泥塑或其他材質的立體呈現等)

| | |
|--------------------|--|
| Information | [Type= discrete] [Format=numeric] [Range= 0-9] [Missing=*] |
| Statistics [NW/ W] | [Valid=10097 /-] [Invalid=0 /-] |

| Value | Label | Cases | Percentage |
|-------|--------|-------|------------|
| 0 | 無 | 8564 | 84.8% |
| 1 | 有 | 1533 | 15.2% |
| 9 | 遺漏值或跳答 | 0 | |

Warning: these figures indicate the number of cases found in the data file. They cannot be interpreted as summary statistics of the population of interest.

v26_5: 26.請問您近一年內,曾參與或欣賞過的現場視覺藝術展覽展示活動類型(可複選):(5)設計類(如平面設計、流行時尚設計及時裝設計、家具設計、建築設計、珠寶設計、室內設計、產品設計等)

| | |
|--------------------|--|
| Information | [Type= discrete] [Format=numeric] [Range= 0-9] [Missing=*] |
| Statistics [NW/ W] | [Valid=10097 /-] [Invalid=0 /-] |

| Value | Label | Cases | Percentage |
|-------|--------|-------|------------|
| 0 | 無 | 8775 | 86.9% |
| 1 | 有 | 1322 | 13.1% |
| 9 | 遺漏值或跳答 | 0 | |

Warning: these figures indicate the number of cases found in the data file. They cannot be interpreted as summary statistics of the population of interest.

v26_6: 26.請問您近一年內,曾參與或欣賞過的現場視覺藝術展覽展示活動類型(可複選):(6)工藝類(如陶瓷、玻璃(琉璃)、金工(如金屬、玉石)及珠寶、織染繡、木雕、紙藝等)

| | |
|--------------------|--|
| Information | [Type= discrete] [Format=numeric] [Range= 0-9] [Missing=*] |
| Statistics [NW/ W] | [Valid=10097 /-] [Invalid=0 /-] |

| Value | Label | Cases | Percentage |
|-------|--------|-------|------------|
| 0 | 無 | 8470 | 83.9% |
| 1 | 有 | 1627 | 16.1% |
| 9 | 遺漏值或跳答 | 0 | |

Warning: these figures indicate the number of cases found in the data file. They cannot be interpreted as summary statistics of the population of interest.

v26_7: 26.請問您近一年內,曾參與或欣賞過的現場視覺藝術展覽展示活動類型(可複選):(90)其他

| | |
|--------------------|--|
| Information | [Type= discrete] [Format=numeric] [Range= 0-9] [Missing=*] |
| Statistics [NW/ W] | [Valid=10097 /-] [Invalid=0 /-] |

| # v26_7: 26.請問您近一年內,曾參與或欣賞過的現場視覺藝術展覽展示活動類型(可複選):(90)其他 | | | |
|---|--|-------|------------------------------|
| Value | Label | Cases | Percentage |
| 0 | 無 | 10083 | <div><div></div></div> 99.9% |
| 1 | 有 | 14 | <div><div></div></div> 0.1% |
| 9 | 遺漏值或跳答 | 0 | |
| Warning: these figures indicate the number of cases found in the data file. They cannot be interpreted as summary statistics of the population of interest. | | | |
| # v26_8: 26.請問您近一年內,曾參與或欣賞過的現場視覺藝術展覽展示活動類型(可複選):(0)皆未以上述形式欣賞 | | | |
| Information | [Type= discrete] [Format=numeric] [Range= 0-9] [Missing=*] | | |
| Statistics [NW/ W] | [Valid=10097 /-] [Invalid=0 /-] | | |
| Value | Label | Cases | Percentage |
| 0 | 無 | 4587 | <div><div></div></div> 45.4% |
| 1 | 有(跳答Q28) | 5510 | <div><div></div></div> 54.6% |
| 9 | 遺漏值或跳答 | 0 | |
| Warning: these figures indicate the number of cases found in the data file. They cannot be interpreted as summary statistics of the population of interest. | | | |
| # v26_9: 26.請問您近一年內,曾參與或欣賞過的現場視覺藝術展覽展示活動類型(可複選):(98)未回答 | | | |
| Information | [Type= discrete] [Format=numeric] [Range= 0-9] [Missing=*] | | |
| Statistics [NW/ W] | [Valid=10097 /-] [Invalid=0 /-] | | |
| Value | Label | Cases | Percentage |
| 0 | 無 | 9927 | <div><div></div></div> 98.3% |
| 1 | 有 | 170 | <div><div></div></div> 1.7% |
| 9 | 遺漏值或跳答 | 0 | |
| Warning: these figures indicate the number of cases found in the data file. They cannot be interpreted as summary statistics of the population of interest. | | | |
| # v27: 27.請問您近一年內,參與或欣賞「視覺藝術類」現場展示活動的頻率二次/年 | | | |
| Information | [Type= discrete] [Format=numeric] [Range= 0-998] [Missing=*] | | |
| Statistics [NW/ W] | [Valid=10097 /-] [Invalid=0 /-] | | |
| Value | Label | Cases | Percentage |
| 0 | | 5680 | <div><div></div></div> 56.3% |
| 1 | | 985 | <div><div></div></div> 9.8% |
| 2 | | 1162 | <div><div></div></div> 11.5% |
| 3 | | 731 | <div><div></div></div> 7.2% |
| 4 | | 293 | <div><div></div></div> 2.9% |
| 5 | | 317 | <div><div></div></div> 3.1% |
| 6 | | 177 | <div><div></div></div> 1.8% |
| 7 | | 42 | <div><div></div></div> 0.4% |
| 8 | | 66 | <div><div></div></div> 0.7% |
| 9 | | 14 | <div><div></div></div> 0.1% |
| 10 | | 143 | <div><div></div></div> 1.4% |
| 11 | | 2 | <div><div></div></div> 0.0% |
| 12 | | 73 | <div><div></div></div> 0.7% |
| 13 | | 2 | <div><div></div></div> 0.0% |
| 14 | | 1 | <div><div></div></div> 0.0% |
| 15 | | 30 | <div><div></div></div> 0.3% |
| 17 | | 1 | <div><div></div></div> 0.0% |
| 18 | | 1 | <div><div></div></div> 0.0% |
| 20 | | 28 | <div><div></div></div> 0.3% |

v27: 27.請問您近一年內,參與或欣賞「視覺藝術類」現場展示活動的頻率____次/年

| Value | Label | Cases | Percentage |
|-------|--------|-------|------------|
| 24 | | 17 | 0.2% |
| 25 | | 10 | 0.1% |
| 26 | | 1 | 0.0% |
| 28 | | 2 | 0.0% |
| 30 | | 15 | 0.1% |
| 36 | | 5 | 0.0% |
| 40 | | 3 | 0.0% |
| 45 | | 2 | 0.0% |
| 48 | | 2 | 0.0% |
| 50 | | 2 | 0.0% |
| 60 | | 2 | 0.0% |
| 98 | | 1 | 0.0% |
| 100 | | 2 | 0.0% |
| 120 | | 1 | 0.0% |
| 144 | | 1 | 0.0% |
| 998 | 不知道/拒答 | 283 | 2.8% |

Warning: these figures indicate the number of cases found in the data file. They cannot be interpreted as summary statistics of the population of interest.

v27_1: 27.其中觀賞付費「視覺藝術類」現場展示活動次數____次/年

| | |
|--------------------|--|
| Information | [Type= discrete] [Format=numeric] [Range= 0-998] [Missing=*] |
| Statistics [NW/ W] | [Valid=10097 /-] [Invalid=0 /-] |

| Value | Label | Cases | Percentage |
|-------|--------|-------|------------|
| 0 | | 7975 | 79.0% |
| 1 | | 704 | 7.0% |
| 2 | | 545 | 5.4% |
| 3 | | 275 | 2.7% |
| 4 | | 86 | 0.9% |
| 5 | | 63 | 0.6% |
| 6 | | 51 | 0.5% |
| 7 | | 5 | 0.0% |
| 8 | | 19 | 0.2% |
| 9 | | 2 | 0.0% |
| 10 | | 20 | 0.2% |
| 12 | | 17 | 0.2% |
| 15 | | 4 | 0.0% |
| 18 | | 1 | 0.0% |
| 20 | | 3 | 0.0% |
| 24 | | 1 | 0.0% |
| 36 | | 1 | 0.0% |
| 40 | | 1 | 0.0% |
| 60 | | 1 | 0.0% |
| 998 | 不知道/拒答 | 323 | 3.2% |

Warning: these figures indicate the number of cases found in the data file. They cannot be interpreted as summary statistics of the population of interest.

| # v28_1: 28.除參與現場活動外,請問您近一年內,是否使用其他方式欣賞上述視覺藝術類活動或介紹(可複選):(1)透過網路數位觀賞展示、展覽、線上博物館(包含使用電腦、平板、智慧型手機等) | | | |
|---|--|-------|------------------------------|
| Information | [Type= discrete] [Format=numeric] [Range= 0-9] [Missing=*] | | |
| Statistics [NW/ W] | [Valid=10097 /-] [Invalid=0 /-] | | |
| Value | Label | Cases | Percentage |
| 0 | 無 | 7680 | <div><div></div></div> 76.1% |
| 1 | 有 | 2417 | <div><div></div></div> 23.9% |
| 9 | 遺漏值或跳答 | 0 | |
| Warning: these figures indicate the number of cases found in the data file. They cannot be interpreted as summary statistics of the population of interest. | | | |
| # v28_2: 28.除參與現場活動外,請問您近一年內,是否使用其他方式欣賞上述視覺藝術類活動或介紹(可複選):(2)觀賞電視節目專輯介紹 | | | |
| Information | [Type= discrete] [Format=numeric] [Range= 0-9] [Missing=*] | | |
| Statistics [NW/ W] | [Valid=10097 /-] [Invalid=0 /-] | | |
| Value | Label | Cases | Percentage |
| 0 | 無 | 7842 | <div><div></div></div> 77.7% |
| 1 | 有 | 2255 | <div><div></div></div> 22.3% |
| 9 | 遺漏值或跳答 | 0 | |
| Warning: these figures indicate the number of cases found in the data file. They cannot be interpreted as summary statistics of the population of interest. | | | |
| # v28_3: 28.除參與現場活動外,請問您近一年內,是否使用其他方式欣賞上述視覺藝術類活動或介紹(可複選):(3)自行觀看DVD、錄影帶等影片介紹 | | | |
| Information | [Type= discrete] [Format=numeric] [Range= 0-9] [Missing=*] | | |
| Statistics [NW/ W] | [Valid=10097 /-] [Invalid=0 /-] | | |
| Value | Label | Cases | Percentage |
| 0 | 無 | 9855 | <div><div></div></div> 97.6% |
| 1 | 有 | 242 | <div><div></div></div> 2.4% |
| 9 | 遺漏值或跳答 | 0 | |
| Warning: these figures indicate the number of cases found in the data file. They cannot be interpreted as summary statistics of the population of interest. | | | |
| # v28_4: 28.除參與現場活動外,請問您近一年內,是否使用其他方式欣賞上述視覺藝術類活動或介紹(可複選):(4)其他場所觀看公開播放之影片介紹(如學校及活動中心、視聽室放映、圖書館等) | | | |
| Information | [Type= discrete] [Format=numeric] [Range= 0-9] [Missing=*] | | |
| Statistics [NW/ W] | [Valid=10097 /-] [Invalid=0 /-] | | |
| Value | Label | Cases | Percentage |
| 0 | 無 | 9671 | <div><div></div></div> 95.8% |
| 1 | 有 | 426 | <div><div></div></div> 4.2% |
| 9 | 遺漏值或跳答 | 0 | |
| Warning: these figures indicate the number of cases found in the data file. They cannot be interpreted as summary statistics of the population of interest. | | | |
| # v28_5: 28.除參與現場活動外,請問您近一年內,是否使用其他方式欣賞上述視覺藝術類活動或介紹(可複選):(5)其他 | | | |
| Information | [Type= discrete] [Format=numeric] [Range= 0-9] [Missing=*] | | |
| Statistics [NW/ W] | [Valid=10097 /-] [Invalid=0 /-] | | |
| Value | Label | Cases | Percentage |
| 0 | 無 | 9995 | <div><div></div></div> 99.0% |
| 1 | 有 | 102 | <div><div></div></div> 1.0% |
| 9 | 遺漏值或跳答 | 0 | |
| Warning: these figures indicate the number of cases found in the data file. They cannot be interpreted as summary statistics of the population of interest. | | | |

| # v28_6: 28.除參與現場活動外,請問您近一年內,是否使用其他方式欣賞上述視覺藝術類活動或介紹(可複選):(0)未 以上述方式欣賞視覺藝術類 | | | |
|---|--------|--|------------|
| Information | | [Type= discrete] [Format=numeric] [Range= 0-9] [Missing=*] | |
| Statistics [NW/ W] | | [Valid=10097 /-] [Invalid=0 /-] | |
| Value | Label | Cases | Percentage |
| 0 | 無 | 4168 | 41.3% |
| 1 | 有 | 5929 | 58.7% |
| 9 | 遺漏值或跳答 | 0 | |
| Warning: these figures indicate the number of cases found in the data file. They cannot be interpreted as summary statistics of the population of interest. | | | |
| # v28_7: 28.除參與現場活動外,請問您近一年內,是否使用其他方式欣賞上述視覺藝術類活動或介紹(可複選):(98)未 回答 | | | |
| Information | | [Type= discrete] [Format=numeric] [Range= 0-9] [Missing=*] | |
| Statistics [NW/ W] | | [Valid=10097 /-] [Invalid=0 /-] | |
| Value | Label | Cases | Percentage |
| 0 | 無 | 10027 | 99.3% |
| 1 | 有 | 70 | 0.7% |
| 9 | 遺漏值或跳答 | 0 | |
| Warning: these figures indicate the number of cases found in the data file. They cannot be interpreted as summary statistics of the population of interest. | | | |
| # v30: 30.請問您近一年內,是否在國內參觀或參與過文藝民俗節慶活動 | | | |
| Information | | [Type= discrete] [Format=numeric] [Range= 0-9] [Missing=*] | |
| Statistics [NW/ W] | | [Valid=10097 /-] [Invalid=0 /-] | |
| Value | Label | Cases | Percentage |
| 0 | 無 | 5686 | 56.3% |
| 1 | 有 | 4411 | 43.7% |
| 9 | 遺漏值或跳答 | 0 | |
| Warning: these figures indicate the number of cases found in the data file. They cannot be interpreted as summary statistics of the population of interest. | | | |
| # v30_1: 30.請問您近一年內,參觀或參與過的國內文藝民俗節慶活動類型(可複選):(1)國家國定慶典(如雙十慶典、 國慶煙火、228紀念活動) | | | |
| Information | | [Type= discrete] [Format=numeric] [Range= 0-9] [Missing=*] | |
| Statistics [NW/ W] | | [Valid=10097 /-] [Invalid=0 /-] | |
| Value | Label | Cases | Percentage |
| 0 | 無 | 9201 | 91.1% |
| 1 | 有 | 896 | 8.9% |
| 9 | 遺漏值或跳答 | 0 | |
| Warning: these figures indicate the number of cases found in the data file. They cannot be interpreted as summary statistics of the population of interest. | | | |
| # v30_2: 30.請問您近一年內,參觀或參與過的國內文藝民俗節慶活動類型(可複選):(2)傳統與民俗慶典(如宗教(媽祖 等)、民俗(如原住民)、傳統(元宵等節慶)) | | | |
| Information | | [Type= discrete] [Format=numeric] [Range= 0-9] [Missing=*] | |
| Statistics [NW/ W] | | [Valid=10097 /-] [Invalid=0 /-] | |
| Value | Label | Cases | Percentage |
| 0 | 無 | 6865 | 68.0% |
| 1 | 有 | 3232 | 32.0% |
| 9 | 遺漏值或跳答 | 0 | |
| Warning: these figures indicate the number of cases found in the data file. They cannot be interpreted as summary statistics of the population of interest. | | | |

v30_3: 30.請問您近一年內, 參觀或參與過的國內文藝民俗節慶活動類型(可複選): **(3)**藝術節及其他新興之藝術節慶(如三義木雕節、電影藝術節、客家桐花祭等)

Information [Type= discrete] [Format=numeric] [Range= 0-9] [Missing=*]

Statistics [NW/ W] [Valid=10097 /-] [Invalid=0 /-]

| Value | Label | Cases | Percentage |
|-------|--------|-------|------------|
| 0 | 無 | 8226 | 81.5% |
| 1 | 有 | 1871 | 18.5% |
| 9 | 遺漏值或跳答 | 0 | |

Warning: these figures indicate the number of cases found in the data file. They cannot be interpreted as summary statistics of the population of interest.

v30_4: 30.請問您近一年內, 參觀或參與過的國內文藝民俗節慶活動類型(可複選): **(4)**其他

Information [Type= discrete] [Format=numeric] [Range= 0-9] [Missing=*]

Statistics [NW/ W] [Valid=10097 /-] [Invalid=0 /-]

| Value | Label | Cases | Percentage |
|-------|--------|-------|------------|
| 0 | 無 | 10030 | 99.3% |
| 1 | 有 | 67 | 0.7% |
| 9 | 遺漏值或跳答 | 0 | |

Warning: these figures indicate the number of cases found in the data file. They cannot be interpreted as summary statistics of the population of interest.

v30_5: 30.請問您近一年內, 參觀或參與過的國內文藝民俗節慶活動類型(可複選): **(0)**以上從未參加/接觸過

Information [Type= discrete] [Format=numeric] [Range= 0-9] [Missing=*]

Statistics [NW/ W] [Valid=10097 /-] [Invalid=0 /-]

| Value | Label | Cases | Percentage |
|-------|----------|-------|------------|
| 0 | 無 | 4552 | 45.1% |
| 1 | 有(跳答Q32) | 5545 | 54.9% |
| 9 | 遺漏值或跳答 | 0 | |

Warning: these figures indicate the number of cases found in the data file. They cannot be interpreted as summary statistics of the population of interest.

v30_6: 30.請問您近一年內, 參觀或參與過的國內文藝民俗節慶活動類型(可複選): **(98)**未回答

Information [Type= discrete] [Format=numeric] [Range= 0-9] [Missing=*]

Statistics [NW/ W] [Valid=10097 /-] [Invalid=0 /-]

| Value | Label | Cases | Percentage |
|-------|--------|-------|------------|
| 0 | 無 | 9956 | 98.6% |
| 1 | 有 | 141 | 1.4% |
| 9 | 遺漏值或跳答 | 0 | |

Warning: these figures indicate the number of cases found in the data file. They cannot be interpreted as summary statistics of the population of interest.

v31: 31.請問您近一年內, 參觀或參與文藝民俗節慶相關活動的頻率__次/年

Information [Type= discrete] [Format=numeric] [Range= 0-998] [Missing=*]

Statistics [NW/ W] [Valid=10097 /-] [Invalid=0 /-]

| Value | Label | Cases | Percentage |
|-------|-------|-------|------------|
| 0 | | 5686 | 56.3% |
| 1 | | 1286 | 12.7% |
| 2 | | 1094 | 10.8% |
| 3 | | 782 | 7.7% |
| 4 | | 214 | 2.1% |
| 5 | | 232 | 2.3% |
| 6 | | 87 | 0.9% |

v31: 31.請問您近一年內,參觀或參與文藝民俗節慶相關活動的頻率____次/年

| Value | Label | Cases | Percentage |
|-------|--------|-------|------------|
| 7 | | 20 | 0.2% |
| 8 | | 28 | 0.3% |
| 9 | | 4 | 0.0% |
| 10 | | 57 | 0.6% |
| 12 | | 39 | 0.4% |
| 13 | | 3 | 0.0% |
| 14 | | 2 | 0.0% |
| 15 | | 19 | 0.2% |
| 17 | | 1 | 0.0% |
| 20 | | 11 | 0.1% |
| 24 | | 5 | 0.0% |
| 25 | | 4 | 0.0% |
| 30 | | 9 | 0.1% |
| 35 | | 1 | 0.0% |
| 40 | | 3 | 0.0% |
| 45 | | 2 | 0.0% |
| 48 | | 2 | 0.0% |
| 50 | | 3 | 0.0% |
| 52 | | 2 | 0.0% |
| 75 | | 1 | 0.0% |
| 100 | | 2 | 0.0% |
| 998 | 不知道/拒答 | 498 | 4.9% |

Warning: these figures indicate the number of cases found in the data file. They cannot be interpreted as summary statistics of the population of interest.

v32_1: 32.請問您近一年內,去過的文化機構或使用過文化藝術場所(可複選):(1)博物館/美術館(包括美術館、科學博物館、歷史博物館、海洋博物館、工藝館等)

| Information | [Type= discrete] [Format=numeric] [Range= 0-9] [Missing=*] | | |
|--------------------|--|-------|------------|
| Statistics [NW/ W] | [Valid=10097 /-] [Invalid=0 /-] | | |
| Value | Label | Cases | Percentage |
| 0 | 無 | 6198 | 61.4% |
| 1 | 有 | 3899 | 38.6% |
| 9 | 遺漏值或跳答 | 0 | |

Warning: these figures indicate the number of cases found in the data file. They cannot be interpreted as summary statistics of the population of interest.

v32_2: 32.請問您近一年內,去過的文化機構或使用過文化藝術場所(可複選):(2)縣(市)立文化中心

| Information | [Type= discrete] [Format=numeric] [Range= 0-9] [Missing=*] | | |
|--------------------|--|-------|------------|
| Statistics [NW/ W] | [Valid=10097 /-] [Invalid=0 /-] | | |
| Value | Label | Cases | Percentage |
| 0 | 無 | 7422 | 73.5% |
| 1 | 有(跳答Q36) | 2675 | 26.5% |
| 9 | 遺漏值或跳答 | 0 | |

Warning: these figures indicate the number of cases found in the data file. They cannot be interpreted as summary statistics of the population of interest.

v32_3: 32.請問您近一年內,去過的文化機構或使用過文化藝術場所(可複選):(3)公園(包括動物園、植物園、生態保護區等)

| | | | |
|--------------------|--|--|--|
| Information | [Type= discrete] [Format=numeric] [Range= 0-9] [Missing=*] | | |
| Statistics [NW/ W] | [Valid=10097 /-] [Invalid=0 /-] | | |

v32_3: 32.請問您近一年內,去過的文化機構或使用過文化藝術場所(可複選):**(3)**公園(包括動物園、植物園、生態保護區等)

| Value | Label | Cases | Percentage |
|-------|----------|-------|------------------------------|
| 0 | 無 | 5455 | <div><div></div></div> 54.0% |
| 1 | 有(跳答Q36) | 4642 | <div><div></div></div> 46.0% |
| 9 | 遺漏值或跳答 | 0 | |

Warning: these figures indicate the number of cases found in the data file. They cannot be interpreted as summary statistics of the population of interest.

v32_4: 32.請問您近一年內,去過的文化機構或使用過文化藝術場所(可複選):**(4)**圖書館

| | |
|---------------------------|--|
| Information | [Type= discrete] [Format=numeric] [Range= 0-9] [Missing=*] |
| Statistics [NW/ W] | [Valid=10097 /-] [Invalid=0 /-] |

| Value | Label | Cases | Percentage |
|-------|----------|-------|------------------------------|
| 0 | 無 | 6287 | <div><div></div></div> 62.3% |
| 1 | 有(跳答Q36) | 3810 | <div><div></div></div> 37.7% |
| 9 | 遺漏值或跳答 | 0 | |

Warning: these figures indicate the number of cases found in the data file. They cannot be interpreted as summary statistics of the population of interest.

v32_5: 32.請問您近一年內,去過的文化機構或使用過文化藝術場所(可複選):**(5)**紀念堂/紀念館/文物館/文化館

| | |
|---------------------------|--|
| Information | [Type= discrete] [Format=numeric] [Range= 0-9] [Missing=*] |
| Statistics [NW/ W] | [Valid=10097 /-] [Invalid=0 /-] |

| Value | Label | Cases | Percentage |
|-------|----------|-------|------------------------------|
| 0 | 無 | 8175 | <div><div></div></div> 81.0% |
| 1 | 有(跳答Q36) | 1922 | <div><div></div></div> 19.0% |
| 9 | 遺漏值或跳答 | 0 | |

Warning: these figures indicate the number of cases found in the data file. They cannot be interpreted as summary statistics of the population of interest.

v32_6: 32.請問您近一年內,去過的文化機構或使用過文化藝術場所(可複選):**(6)**各級公私立學校與附屬藝文設施

| | |
|---------------------------|--|
| Information | [Type= discrete] [Format=numeric] [Range= 0-9] [Missing=*] |
| Statistics [NW/ W] | [Valid=10097 /-] [Invalid=0 /-] |

| Value | Label | Cases | Percentage |
|-------|----------|-------|------------------------------|
| 0 | 無 | 8986 | <div><div></div></div> 89.0% |
| 1 | 有(跳答Q36) | 1111 | <div><div></div></div> 11.0% |
| 9 | 遺漏值或跳答 | 0 | |

Warning: these figures indicate the number of cases found in the data file. They cannot be interpreted as summary statistics of the population of interest.

v32_7: 32.請問您近一年內,去過的文化機構或使用過文化藝術場所(可複選):**(7)**獨立之表演藝術中心及表演館所(如音樂廳、小劇場等)

| | |
|---------------------------|--|
| Information | [Type= discrete] [Format=numeric] [Range= 0-9] [Missing=*] |
| Statistics [NW/ W] | [Valid=10097 /-] [Invalid=0 /-] |

| Value | Label | Cases | Percentage |
|-------|----------|-------|------------------------------|
| 0 | 無 | 8810 | <div><div></div></div> 87.3% |
| 1 | 有(跳答Q36) | 1287 | <div><div></div></div> 12.7% |
| 9 | 遺漏值或跳答 | 0 | |

Warning: these figures indicate the number of cases found in the data file. They cannot be interpreted as summary statistics of the population of interest.

v32_8: 32.請問您近一年內,去過的文化機構或使用過文化藝術場所(可複選):**(8)**民間文教機構或組織之舞蹈及音樂教室及相關文教活動之場所

| | |
|---------------------------|--|
| Information | [Type= discrete] [Format=numeric] [Range= 0-9] [Missing=*] |
| Statistics [NW/ W] | [Valid=10097 /-] [Invalid=0 /-] |

v32_8: 32.請問您近一年內,去過的文化機構或使用過文化藝術場所(可複選):**(8)**民間文教機構或組織之舞蹈及音樂教室及相關文教活動之場所

| Value | Label | Cases | Percentage |
|-------|----------|-------|------------------------------|
| 0 | 無 | 9613 | <div><div></div></div> 95.2% |
| 1 | 有(跳答Q36) | 484 | <div><div></div></div> 4.8% |
| 9 | 遺漏值或跳答 | 0 | |

Warning: these figures indicate the number of cases found in the data file. They cannot be interpreted as summary statistics of the population of interest.

v32_9: 32.請問您近一年內,去過的文化機構或使用過文化藝術場所(可複選):**(9)**社區文化活動中心

| | |
|---------------------------|--|
| Information | [Type= discrete] [Format=numeric] [Range= 0-9] [Missing=*] |
| Statistics [NW/ W] | [Valid=10097 /-] [Invalid=0 /-] |

| Value | Label | Cases | Percentage |
|-------|----------|-------|------------------------------|
| 0 | 無 | 8403 | <div><div></div></div> 83.2% |
| 1 | 有(跳答Q36) | 1694 | <div><div></div></div> 16.8% |
| 9 | 遺漏值或跳答 | 0 | |

Warning: these figures indicate the number of cases found in the data file. They cannot be interpreted as summary statistics of the population of interest.

v32_10: 32.請問您近一年內,去過的文化機構或使用過文化藝術場所(可複選):**(10)**藝術村/文創園區

| | |
|---------------------------|--|
| Information | [Type= discrete] [Format=numeric] [Range= 0-9] [Missing=*] |
| Statistics [NW/ W] | [Valid=10097 /-] [Invalid=0 /-] |

| Value | Label | Cases | Percentage |
|-------|----------|-------|------------------------------|
| 0 | 無 | 7787 | <div><div></div></div> 77.1% |
| 1 | 有(跳答Q36) | 2310 | <div><div></div></div> 22.9% |
| 9 | 遺漏值或跳答 | 0 | |

Warning: these figures indicate the number of cases found in the data file. They cannot be interpreted as summary statistics of the population of interest.

v32_11: 32.請問您近一年內,去過的文化機構或使用過文化藝術場所(可複選):**(11)**宗教與民俗機構(包括教堂、寺廟等)

| | |
|---------------------------|--|
| Information | [Type= discrete] [Format=numeric] [Range= 0-9] [Missing=*] |
| Statistics [NW/ W] | [Valid=10097 /-] [Invalid=0 /-] |

| Value | Label | Cases | Percentage |
|-------|----------|-------|------------------------------|
| 0 | 無 | 5365 | <div><div></div></div> 53.1% |
| 1 | 有(跳答Q36) | 4732 | <div><div></div></div> 46.9% |
| 9 | 遺漏值或跳答 | 0 | |

Warning: these figures indicate the number of cases found in the data file. They cannot be interpreted as summary statistics of the population of interest.

v32_12: 32.請問您近一年內,去過的文化機構或使用過文化藝術場所(可複選):**(12)**名勝古蹟/歷史建築/聚落/文化景觀/遺址

| | |
|---------------------------|--|
| Information | [Type= discrete] [Format=numeric] [Range= 0-9] [Missing=*] |
| Statistics [NW/ W] | [Valid=10097 /-] [Invalid=0 /-] |

| Value | Label | Cases | Percentage |
|-------|----------|-------|------------------------------|
| 0 | 無 | 6139 | <div><div></div></div> 60.8% |
| 1 | 有(跳答Q36) | 3958 | <div><div></div></div> 39.2% |
| 9 | 遺漏值或跳答 | 0 | |

Warning: these figures indicate the number of cases found in the data file. They cannot be interpreted as summary statistics of the population of interest.

v32_13: 32.請問您近一年內,去過的文化機構或使用過文化藝術場所(可複選):**(13)**觀光工廠

| | |
|---------------------------|--|
| Information | [Type= discrete] [Format=numeric] [Range= 0-9] [Missing=*] |
| Statistics [NW/ W] | [Valid=10097 /-] [Invalid=0 /-] |

v32_13: 32.請問您近一年內,去過的文化機構或使用過文化藝術場所(可複選):(13)觀光工廠

| Value | Label | Cases | Percentage |
|-------|----------|-------|-------------------|
| 0 | 無 | 9313 | <div></div> 92.2% |
| 1 | 有(跳答Q36) | 784 | <div></div> 7.8% |
| 9 | 遺漏值或跳答 | 0 | |

Warning: these figures indicate the number of cases found in the data file. They cannot be interpreted as summary statistics of the population of interest.

v32_14: 32.請問您近一年內,去過的文化機構或使用過文化藝術場所(可複選):(90)其他

| Information | [Type= discrete] [Format=numeric] [Range= 0-9] [Missing=*] | | |
|--------------------|--|-------|-------------------|
| Statistics [NW/ W] | [Valid=10097 /-] [Invalid=0 /-] | | |
| Value | Label | Cases | Percentage |
| 0 | 無 | 10080 | <div></div> 99.8% |
| 1 | 有(跳答Q36) | 17 | <div></div> 0.2% |
| 9 | 遺漏值或跳答 | 0 | |

Warning: these figures indicate the number of cases found in the data file. They cannot be interpreted as summary statistics of the population of interest.

| # v32_15: 32.請問您近一年內,去過的文化機構或使用過文化藝術場所(可複選):(97)都沒有 | | | |
|---|--|-------|------------|
| Information | [Type= discrete] [Format=numeric] [Range= 0-9] [Missing=*] | | |
| Statistics [NW/ W] | [Valid=10097 /-] [Invalid=0 /-] | | |
| Value | Label | Cases | Percentage |
| 0 | 無 | 8483 | 84.0% |
| 1 | 有(跳答Q36) | 1614 | 16.0% |
| 9 | 遺漏值或跳答 | 0 | |
| Warning: these figures indicate the number of cases found in the data file. They cannot be interpreted as summary statistics of the population of interest. | | | |
| # v32_16: 32.請問您近一年內,去過的文化機構或使用過文化藝術場所(可複選):(98)未回答 | | | |
| Information | [Type= discrete] [Format=numeric] [Range= 0-9] [Missing=*] | | |
| Statistics [NW/ W] | [Valid=10097 /-] [Invalid=0 /-] | | |
| Value | Label | Cases | Percentage |
| 0 | 無 | 10094 | 100.0% |
| 1 | 有 | 3 | 0.0% |
| 9 | 遺漏值或跳答 | 0 | |
| Warning: these figures indicate the number of cases found in the data file. They cannot be interpreted as summary statistics of the population of interest. | | | |
| # v33_1: 33.請問您近一年內,去過「博物館」的類型(可複選):(1)美術館 | | | |
| Information | [Type= discrete] [Format=numeric] [Range= 0-9] [Missing=*] | | |
| Statistics [NW/ W] | [Valid=10097 /-] [Invalid=0 /-] | | |
| Value | Label | Cases | Percentage |
| 0 | 無 | 2174 | 21.5% |
| 1 | 有 | 1725 | 17.1% |
| 9 | 遺漏值或跳答 | 6198 | 61.4% |
| Warning: these figures indicate the number of cases found in the data file. They cannot be interpreted as summary statistics of the population of interest. | | | |
| # v33_2: 33.請問您近一年內,去過「博物館」的類型(可複選):(2)科學博物館 | | | |
| Information | [Type= discrete] [Format=numeric] [Range= 0-9] [Missing=*] | | |
| Statistics [NW/ W] | [Valid=10097 /-] [Invalid=0 /-] | | |
| Value | Label | Cases | Percentage |
| 0 | 無 | 2582 | 25.6% |
| 1 | 有 | 1317 | 13.0% |
| 9 | 遺漏值或跳答 | 6198 | 61.4% |
| Warning: these figures indicate the number of cases found in the data file. They cannot be interpreted as summary statistics of the population of interest. | | | |
| # v33_3: 33.請問您近一年內,去過「博物館」的類型(可複選):(3)歷史博物館 | | | |
| Information | [Type= discrete] [Format=numeric] [Range= 0-9] [Missing=*] | | |
| Statistics [NW/ W] | [Valid=10097 /-] [Invalid=0 /-] | | |
| Value | Label | Cases | Percentage |
| 0 | 無 | 2217 | 22.0% |
| 1 | 有 | 1682 | 16.7% |
| 9 | 遺漏值或跳答 | 6198 | 61.4% |
| Warning: these figures indicate the number of cases found in the data file. They cannot be interpreted as summary statistics of the population of interest. | | | |
| # v33_4: 33.請問您近一年內,去過「博物館」的類型(可複選):(4)海洋博物館 | | | |
| Information | [Type= discrete] [Format=numeric] [Range= 0-9] [Missing=*] | | |
| Statistics [NW/ W] | [Valid=10097 /-] [Invalid=0 /-] | | |

| # v33_4: 33.請問您近一年內,去過「博物館」的類型(可複選):(4)海洋博物館 | | | |
|---|--|-------|------------------------------|
| Value | Label | Cases | Percentage |
| 0 | 無 | 2992 | <div><div></div></div> 29.6% |
| 1 | 有 | 907 | <div><div></div></div> 9.0% |
| 9 | 遺漏值或跳答 | 6198 | <div><div></div></div> 61.4% |
| Warning: these figures indicate the number of cases found in the data file. They cannot be interpreted as summary statistics of the population of interest. | | | |
| # v33_5: 33.請問您近一年內,去過「博物館」的類型(可複選):(5)工藝館 | | | |
| Information | [Type= discrete] [Format=numeric] [Range= 0-9] [Missing=*] | | |
| Statistics [NW/ W] | [Valid=10097 /-] [Invalid=0 /-] | | |
| Value | Label | Cases | Percentage |
| 0 | 無 | 3173 | <div><div></div></div> 31.4% |
| 1 | 有 | 726 | <div><div></div></div> 7.2% |
| 9 | 遺漏值或跳答 | 6198 | <div><div></div></div> 61.4% |
| Warning: these figures indicate the number of cases found in the data file. They cannot be interpreted as summary statistics of the population of interest. | | | |
| # v33_6: 33.請問您近一年內,去過「博物館」的類型(可複選):(90)其他 | | | |
| Information | [Type= discrete] [Format=numeric] [Range= 0-9] [Missing=*] | | |
| Statistics [NW/ W] | [Valid=10097 /-] [Invalid=0 /-] | | |
| Value | Label | Cases | Percentage |
| 0 | 無 | 3838 | <div><div></div></div> 38.0% |
| 1 | 有 | 61 | <div><div></div></div> 0.6% |
| 9 | 遺漏值或跳答 | 6198 | <div><div></div></div> 61.4% |
| Warning: these figures indicate the number of cases found in the data file. They cannot be interpreted as summary statistics of the population of interest. | | | |
| # v33_7: 33.請問您近一年內,去過「博物館」的類型(可複選):(98)未回答 | | | |
| Information | [Type= discrete] [Format=numeric] [Range= 0-9] [Missing=*] | | |
| Statistics [NW/ W] | [Valid=10097 /-] [Invalid=0 /-] | | |
| Value | Label | Cases | Percentage |
| 0 | 無 | 3675 | <div><div></div></div> 36.4% |
| 1 | 有 | 224 | <div><div></div></div> 2.2% |
| 9 | 遺漏值或跳答 | 6198 | <div><div></div></div> 61.4% |
| Warning: these figures indicate the number of cases found in the data file. They cannot be interpreted as summary statistics of the population of interest. | | | |
| # v34_1: 34.請問您近一年內,在國內參觀「博物館」相關活動的頻率__次/年 | | | |
| Information | [Type= discrete] [Format=numeric] [Range= 0-998] [Missing=*] | | |
| Statistics [NW/ W] | [Valid=10097 /-] [Invalid=0 /-] | | |
| Value | Label | Cases | Percentage |
| 0 | | 6198 | <div><div></div></div> 61.4% |
| 1 | | 1466 | <div><div></div></div> 14.5% |
| 2 | | 966 | <div><div></div></div> 9.6% |
| 3 | | 529 | <div><div></div></div> 5.2% |
| 4 | | 208 | <div><div></div></div> 2.1% |
| 5 | | 196 | <div><div></div></div> 1.9% |
| 6 | | 98 | <div><div></div></div> 1.0% |
| 7 | | 24 | <div><div></div></div> 0.2% |
| 8 | | 53 | <div><div></div></div> 0.5% |
| 9 | | 1 | <div><div></div></div> 0.0% |

v34_1: 34.請問您近一年內,在國內參觀「博物館」相關活動的頻率____次/年

| Value | Label | Cases | Percentage |
|-------|--------|-------|------------|
| 10 | | 57 | 0.6% |
| 11 | | 2 | 0.0% |
| 12 | | 26 | 0.3% |
| 15 | | 7 | 0.1% |
| 16 | | 1 | 0.0% |
| 20 | | 12 | 0.1% |
| 24 | | 2 | 0.0% |
| 25 | | 1 | 0.0% |
| 30 | | 2 | 0.0% |
| 36 | | 1 | 0.0% |
| 40 | | 1 | 0.0% |
| 50 | | 5 | 0.0% |
| 998 | 不知道/拒答 | 241 | 2.4% |

Warning: these figures indicate the number of cases found in the data file. They cannot be interpreted as summary statistics of the population of interest.

v36_1: 36.請問您從小至目前,曾經學習過那些文化藝術類的相關技藝(可複選):(1)西洋樂器演奏(鋼琴、大小提琴、長笛/直笛、大小喇叭、.....)

| | |
|--------------------|--|
| Information | [Type= discrete] [Format=numeric] [Range= 0-9] [Missing=*] |
| Statistics [NW/ W] | [Valid=10097 /-] [Invalid=0 /-] |

| Value | Label | Cases | Percentage |
|-------|--------|-------|------------|
| 0 | 無 | 7854 | 77.8% |
| 1 | 有 | 2243 | 22.2% |
| 9 | 遺漏值或跳答 | 0 | |

Warning: these figures indicate the number of cases found in the data file. They cannot be interpreted as summary statistics of the population of interest.

v36_2: 36.請問您從小至目前,曾經學習過那些文化藝術類的相關技藝(可複選):(2)傳統樂器演奏(古箏、南管、北管、.....)

| | |
|--------------------|--|
| Information | [Type= discrete] [Format=numeric] [Range= 0-9] [Missing=*] |
| Statistics [NW/ W] | [Valid=10097 /-] [Invalid=0 /-] |

| Value | Label | Cases | Percentage |
|-------|--------|-------|------------|
| 0 | 無 | 9415 | 93.2% |
| 1 | 有 | 682 | 6.8% |
| 9 | 遺漏值或跳答 | 0 | |

Warning: these figures indicate the number of cases found in the data file. They cannot be interpreted as summary statistics of the population of interest.

v36_3: 36.請問您從小至目前,曾經學習過那些文化藝術類的相關技藝(可複選):(3)舞蹈(如現代舞、芭蕾舞及民族舞蹈、國標舞等)

| | |
|--------------------|--|
| Information | [Type= discrete] [Format=numeric] [Range= 0-9] [Missing=*] |
| Statistics [NW/ W] | [Valid=10097 /-] [Invalid=0 /-] |

| Value | Label | Cases | Percentage |
|-------|--------|-------|------------|
| 0 | 無 | 9513 | 94.2% |
| 1 | 有 | 584 | 5.8% |
| 9 | 遺漏值或跳答 | 0 | |

Warning: these figures indicate the number of cases found in the data file. They cannot be interpreted as summary statistics of the population of interest.

| # v36_4: 36.請問您從小至目前,曾經學習過那些文化藝術類的相關技藝(可複選):(4)傳統戲劇表演(如歌仔戲、京劇、崑曲、偶戲、說唱藝術、客家系及高甲戲) | | | |
|---|--|-------|------------|
| Information | [Type= discrete] [Format=numeric] [Range= 0-9] [Missing=*] | | |
| Statistics [NW/ W] | [Valid=10097 /-] [Invalid=0 /-] | | |
| Value | Label | Cases | Percentage |
| 0 | 無 | 9959 | 98.6% |
| 1 | 有 | 138 | 1.4% |
| 9 | 遺漏值或跳答 | 0 | |
| Warning: these figures indicate the number of cases found in the data file. They cannot be interpreted as summary statistics of the population of interest. | | | |
| # v36_5: 36.請問您從小至目前,曾經學習過那些文化藝術類的相關技藝(可複選):(5)現代戲劇表演(如舞台劇、音樂劇、歌舞劇、話劇、兒童戲劇、偶戲、電視電影、演員訓練等) | | | |
| Information | [Type= discrete] [Format=numeric] [Range= 0-9] [Missing=*] | | |
| Statistics [NW/ W] | [Valid=10097 /-] [Invalid=0 /-] | | |
| Value | Label | Cases | Percentage |
| 0 | 無 | 10048 | 99.5% |
| 1 | 有 | 49 | 0.5% |
| 9 | 遺漏值或跳答 | 0 | |
| Warning: these figures indicate the number of cases found in the data file. They cannot be interpreted as summary statistics of the population of interest. | | | |
| # v36_6: 36.請問您從小至目前,曾經學習過那些文化藝術類的相關技藝(可複選):(6)歌唱或聲音訓練(如聲樂、演唱技巧) | | | |
| Information | [Type= discrete] [Format=numeric] [Range= 0-9] [Missing=*] | | |
| Statistics [NW/ W] | [Valid=10097 /-] [Invalid=0 /-] | | |
| Value | Label | Cases | Percentage |
| 0 | 無 | 9364 | 92.7% |
| 1 | 有 | 733 | 7.3% |
| 9 | 遺漏值或跳答 | 0 | |
| Warning: these figures indicate the number of cases found in the data file. They cannot be interpreted as summary statistics of the population of interest. | | | |
| # v36_7: 36.請問您從小至目前,曾經學習過那些文化藝術類的相關技藝(可複選):(7)繪畫、書法(如水墨、書法與篆刻、水彩、版畫及素描等) | | | |
| Information | [Type= discrete] [Format=numeric] [Range= 0-9] [Missing=*] | | |
| Statistics [NW/ W] | [Valid=10097 /-] [Invalid=0 /-] | | |
| Value | Label | Cases | Percentage |
| 0 | 無 | 7359 | 72.9% |
| 1 | 有 | 2738 | 27.1% |
| 9 | 遺漏值或跳答 | 0 | |
| Warning: these figures indicate the number of cases found in the data file. They cannot be interpreted as summary statistics of the population of interest. | | | |
| # v36_8: 36.請問您從小至目前,曾經學習過那些文化藝術類的相關技藝(可複選):(8)攝影類(如一般攝影類、藝術攝影類、電影攝影等) | | | |
| Information | [Type= discrete] [Format=numeric] [Range= 0-9] [Missing=*] | | |
| Statistics [NW/ W] | [Valid=10097 /-] [Invalid=0 /-] | | |
| Value | Label | Cases | Percentage |
| 0 | 無 | 9899 | 98.0% |
| 1 | 有 | 198 | 2.0% |
| 9 | 遺漏值或跳答 | 0 | |
| Warning: these figures indicate the number of cases found in the data file. They cannot be interpreted as summary statistics of the population of interest. | | | |

| # v36_9: 36.請問您從小至目前,曾經學習過那些文化藝術類的相關技藝(可複選):(9)手工藝類與雕塑類(如陶瓷、玻(琉)璃、金工(如金屬、玉石)及珠寶雕刻、織染繡、石雕、木雕、金屬、泥塑或其他材質的立體呈現等) | | | |
|---|--|-------|------------|
| Information | [Type= discrete] [Format=numeric] [Range= 0-9] [Missing=*] | | |
| Statistics [NW/ W] | [Valid=10097 /-] [Invalid=0 /-] | | |
| Value | Label | Cases | Percentage |
| 0 | 無 | 9658 | 95.7% |
| 1 | 有 | 439 | 4.3% |
| 9 | 遺漏值或跳答 | 0 | |
| Warning: these figures indicate the number of cases found in the data file. They cannot be interpreted as summary statistics of the population of interest. | | | |
| # v36_10: 36.請問您從小至目前,曾經學習過那些文化藝術類的相關技藝(可複選):(10)寫作創作(文章寫作、詞曲創作.....) | | | |
| Information | [Type= discrete] [Format=numeric] [Range= 0-9] [Missing=*] | | |
| Statistics [NW/ W] | [Valid=10097 /-] [Invalid=0 /-] | | |
| Value | Label | Cases | Percentage |
| 0 | 無 | 9874 | 97.8% |
| 1 | 有 | 223 | 2.2% |
| 9 | 遺漏值或跳答 | 0 | |
| Warning: these figures indicate the number of cases found in the data file. They cannot be interpreted as summary statistics of the population of interest. | | | |
| # v36_11: 36.請問您從小至目前,曾經學習過那些文化藝術類的相關技藝(可複選):(11)其他 | | | |
| Information | [Type= discrete] [Format=numeric] [Range= 0-9] [Missing=*] | | |
| Statistics [NW/ W] | [Valid=10097 /-] [Invalid=0 /-] | | |
| Value | Label | Cases | Percentage |
| 0 | 無 | 10037 | 99.4% |
| 1 | 有 | 60 | 0.6% |
| 9 | 遺漏值或跳答 | 0 | |
| Warning: these figures indicate the number of cases found in the data file. They cannot be interpreted as summary statistics of the population of interest. | | | |
| # v36_12: 36.請問您從小至目前,曾經學習過那些文化藝術類的相關技藝(可複選):(12)皆無於學習過文化藝術類的相關技藝 | | | |
| Information | [Type= discrete] [Format=numeric] [Range= 0-9] [Missing=*] | | |
| Statistics [NW/ W] | [Valid=10097 /-] [Invalid=0 /-] | | |
| Value | Label | Cases | Percentage |
| 0 | 無 | 5199 | 51.5% |
| 1 | 有 | 4898 | 48.5% |
| 9 | 遺漏值或跳答 | 0 | |
| Warning: these figures indicate the number of cases found in the data file. They cannot be interpreted as summary statistics of the population of interest. | | | |
| # v36_13: 36.請問您從小至目前,曾經學習過那些文化藝術類的相關技藝(可複選):(98)未回答 | | | |
| Information | [Type= discrete] [Format=numeric] [Range= 0-9] [Missing=*] | | |
| Statistics [NW/ W] | [Valid=10097 /-] [Invalid=0 /-] | | |
| Value | Label | Cases | Percentage |
| 0 | 無 | 10018 | 99.2% |
| 1 | 有 | 79 | 0.8% |
| 9 | 遺漏值或跳答 | 0 | |
| Warning: these figures indicate the number of cases found in the data file. They cannot be interpreted as summary statistics of the population of interest. | | | |

| | | | |
|---|--|-------|------------|
| # v37_1: 37.請問您近一年內,是否曾於報章雜誌、媒體發表或公開場合表演、展示文化及藝術作品的類型(可複選): (1)於報章雜誌發表作品 | | | |
| Information | [Type= discrete] [Format=numeric] [Range= 0-9] [Missing=*] | | |
| Statistics [NW/ W] | [Valid=10097 /-] [Invalid=0 /-] | | |
| Value | Label | Cases | Percentage |
| 0 | 無 | 10030 | 99.3% |
| 1 | 有 | 67 | 0.7% |
| 9 | 遺漏值或跳答 | 0 | |
| Warning: these figures indicate the number of cases found in the data file. They cannot be interpreted as summary statistics of the population of interest. | | | |
| # v37_2: 37.請問您近一年內,是否曾於報章雜誌、媒體發表或公開場合表演、展示文化及藝術作品的類型(可複選): (2)於網路發表作品(臉書打卡、消費體驗等作品不算) | | | |
| Information | [Type= discrete] [Format=numeric] [Range= 0-9] [Missing=*] | | |
| Statistics [NW/ W] | [Valid=10097 /-] [Invalid=0 /-] | | |
| Value | Label | Cases | Percentage |
| 0 | 無 | 10021 | 99.2% |
| 1 | 有 | 76 | 0.8% |
| 9 | 遺漏值或跳答 | 0 | |
| Warning: these figures indicate the number of cases found in the data file. They cannot be interpreted as summary statistics of the population of interest. | | | |
| # v37_3: 37.請問您近一年內,是否曾於報章雜誌、媒體發表或公開場合表演、展示文化及藝術作品的類型(可複選): (3)公開表演(如演唱、演奏、表演戲劇、演員、詩詞朗讀等) | | | |
| Information | [Type= discrete] [Format=numeric] [Range= 0-9] [Missing=*] | | |
| Statistics [NW/ W] | [Valid=10097 /-] [Invalid=0 /-] | | |
| Value | Label | Cases | Percentage |
| 0 | 無 | 9777 | 96.8% |
| 1 | 有 | 320 | 3.2% |
| 9 | 遺漏值或跳答 | 0 | |
| Warning: these figures indicate the number of cases found in the data file. They cannot be interpreted as summary statistics of the population of interest. | | | |
| # v37_4: 37.請問您近一年內,是否曾於報章雜誌、媒體發表或公開場合表演、展示文化及藝術作品的類型(可複選): (4)公開展覽、展示藝術作品、工藝品、設計品 | | | |
| Information | [Type= discrete] [Format=numeric] [Range= 0-9] [Missing=*] | | |
| Statistics [NW/ W] | [Valid=10097 /-] [Invalid=0 /-] | | |
| Value | Label | Cases | Percentage |
| 0 | 無 | 9941 | 98.5% |
| 1 | 有 | 156 | 1.5% |
| 9 | 遺漏值或跳答 | 0 | |
| Warning: these figures indicate the number of cases found in the data file. They cannot be interpreted as summary statistics of the population of interest. | | | |
| # v37_5: 37.請問您近一年內,是否曾於報章雜誌、媒體發表或公開場合表演、展示文化及藝術作品的類型(可複選): (5)文創商品展示與販售 | | | |
| Information | [Type= discrete] [Format=numeric] [Range= 0-9] [Missing=*] | | |
| Statistics [NW/ W] | [Valid=10097 /-] [Invalid=0 /-] | | |
| Value | Label | Cases | Percentage |
| 0 | 無 | 10087 | 99.9% |
| 1 | 有 | 10 | 0.1% |
| 9 | 遺漏值或跳答 | 0 | |
| Warning: these figures indicate the number of cases found in the data file. They cannot be interpreted as summary statistics of the population of interest. | | | |

v37_7: 37.請問您近一年內,是否曾於報章雜誌、媒體發表或公開場合表演、展示文化及藝術作品的類型(可複選): (7)皆無於公開場合發表、表演、展示

Information [Type= discrete] [Format=numeric] [Range= 0-9] [Missing=*]

Statistics [NW/ W] [Valid=10097 /-] [Invalid=0 /-]

| Value | Label | Cases | Percentage |
|-------|--------|-------|------------|
| 0 | 無 | 614 | 6.1% |
| 1 | 有 | 9483 | 93.9% |
| 9 | 遺漏值或跳答 | 0 | |

Warning: these figures indicate the number of cases found in the data file. They cannot be interpreted as summary statistics of the population of interest.

v37_8: 37.請問您近一年內,是否曾於報章雜誌、媒體發表或公開場合表演、展示文化及藝術作品的類型(可複選): (98)未回答

Information [Type= discrete] [Format=numeric] [Range= 0-9] [Missing=*]

Statistics [NW/ W] [Valid=10097 /-] [Invalid=0 /-]

| Value | Label | Cases | Percentage |
|-------|--------|-------|------------|
| 0 | 無 | 10047 | 99.5% |
| 1 | 有 | 50 | 0.5% |
| 9 | 遺漏值或跳答 | 0 | |

Warning: these figures indicate the number of cases found in the data file. They cannot be interpreted as summary statistics of the population of interest.

v38: 28.請問您的年齡是

Information [Type= discrete] [Format=numeric] [Range= 1-99] [Missing=*]

Statistics [NW/ W] [Valid=10097 /-] [Invalid=0 /-]

| Value | Label | Cases | Percentage |
|-------|--------|-------|------------|
| 1 | 15-19歲 | 687 | 6.8% |
| 2 | 20-24歲 | 483 | 4.8% |
| 3 | 25-29歲 | 499 | 4.9% |
| 4 | 30-34歲 | 624 | 6.2% |
| 5 | 35-39歲 | 702 | 7.0% |
| 6 | 40-44歲 | 924 | 9.2% |
| 7 | 45-49歲 | 936 | 9.3% |
| 8 | 50-54歲 | 1352 | 13.4% |
| 9 | 55-59歲 | 1001 | 9.9% |
| 10 | 60-64歲 | 1163 | 11.5% |
| 11 | 65歲以上 | 1726 | 17.1% |
| 99 | 不知道/拒答 | 0 | |

Warning: these figures indicate the number of cases found in the data file. They cannot be interpreted as summary statistics of the population of interest.

v39: 39.請問您的教育程度

Information [Type= discrete] [Format=numeric] [Range= 1-99] [Missing=*]

Statistics [NW/ W] [Valid=10097 /-] [Invalid=0 /-]

| Value | Label | Cases | Percentage |
|-------|-------|-------|------------|
| 1 | 小學及以下 | 1141 | 11.3% |
| 2 | 國(初)中 | 974 | 9.6% |
| 3 | 高中(職) | 3227 | 32.0% |
| 4 | 專科/大學 | 4089 | 40.5% |
| 5 | 研究所以上 | 623 | 6.2% |
| 90 | 其他 | 0 | |

| # v39: 39.請問您的教育程度 | | | |
|---|---|-------|------------|
| Value | Label | Cases | Percentage |
| 98 | 不知道/拒答 | 43 | 0.4% |
| 99 | 遺漏值或跳答 | 0 | |
| Warning: these figures indicate the number of cases found in the data file. They cannot be interpreted as summary statistics of the population of interest. | | | |
| # v40: 40.請問您認為您是屬於那個族群 | | | |
| Information | [Type= discrete] [Format=numeric] [Range= 1-99] [Missing=*] | | |
| Statistics [NW/ W] | [Valid=10097 /-] [Invalid=0 /-] | | |
| Value | Label | Cases | Percentage |
| 1 | 閩南人 | 7389 | 73.2% |
| 2 | 外省人 | 961 | 9.5% |
| 3 | 客家人 | 1244 | 12.3% |
| 4 | 原住民 | 146 | 1.4% |
| 5 | 新住民(外籍配偶或工作者) | 76 | 0.8% |
| 90 | 其他請註明 | 7 | 0.1% |
| 98 | 不知道/拒答 | 274 | 2.7% |
| 99 | 遺漏值或跳答 | 0 | |
| Warning: these figures indicate the number of cases found in the data file. They cannot be interpreted as summary statistics of the population of interest. | | | |
| # v41: 41.請問您目前從事的行業為何 | | | |
| Information | [Type= discrete] [Format=numeric] [Range= 1-99] [Missing=*] | | |
| Statistics [NW/ W] | [Valid=10097 /-] [Invalid=0 /-] | | |
| Value | Label | Cases | Percentage |
| 1 | 軍人及公務人員 | 396 | 3.9% |
| 2 | 教師(含教育服務業 | 409 | 4.1% |
| 3 | 農、林、漁、牧業 | 416 | 4.1% |
| 4 | 礦業及土石採取業 | 6 | 0.1% |
| 5 | 製造業 | 1027 | 10.2% |
| 6 | 電力及燃氣供應業 | 35 | 0.3% |
| 7 | 用水供應及污染整治業 | 15 | 0.1% |
| 8 | 營造業 | 291 | 2.9% |
| 9 | 批發及零售業 | 425 | 4.2% |
| 10 | 運輸及倉儲業 | 204 | 2.0% |
| 11 | 住宿及餐飲業 | 304 | 3.0% |
| 12 | 資訊及通訊傳播業(含影視與新聞業) | 217 | 2.1% |
| 13 | 金融及保險業 | 259 | 2.6% |
| 14 | 不動產業 | 42 | 0.4% |
| 15 | 專業、科學及技術服務業 | 319 | 3.2% |
| 16 | 支援服務業 | 128 | 1.3% |
| 17 | 其他公共行政及國防強制性社會安全(非軍人及公務人員) | 35 | 0.3% |
| 18 | 醫療保健及社會工作服務業 | 282 | 2.8% |
| 19 | 藝術、娛樂及休閒服務業 | 159 | 1.6% |
| 20 | 其他服務業 | 410 | 4.1% |
| 21 | 家管 | 1731 | 17.1% |
| 22 | 學生 | 907 | 9.0% |
| 23 | 無業/待業中 | 391 | 3.9% |
| 24 | 已退休 | 1546 | 15.3% |

| | | | |
|---|--|--------------|-------------------|
| # v41: 41.請問您目前從事的行業為何 | | | |
| Value | Label | Cases | Percentage |
| 90 | 其他 | 37 | 0.4% |
| 98 | 不知道/拒答 | 106 | 1.0% |
| 99 | 遺漏值或跳答 | 0 | |
| Warning: these figures indicate the number of cases found in the data file. They cannot be interpreted as summary statistics of the population of interest. | | | |
| # v42: 42.請問您的個人月收入 | | | |
| Information | [Type= discrete] [Format=numeric] [Range= 1-99] [Missing=*] | | |
| Statistics [NW/ W] | [Valid=10097 /-] [Invalid=0 /-] | | |
| Value | Label | Cases | Percentage |
| 1 | 沒有收入 | 1176 | 11.6% |
| 2 | 10,000元及以下 | 1245 | 12.3% |
| 3 | 10,001-20,000元 | 1166 | 11.5% |
| 4 | 20,001-30,000元 | 1705 | 16.9% |
| 5 | 30,001-40,000元 | 1339 | 13.3% |
| 6 | 40,001-50,000元 | 904 | 9.0% |
| 7 | 50,001-60,000元 | 707 | 7.0% |
| 8 | 60,001-70,000元 | 310 | 3.1% |
| 9 | 70,001元以上 | 690 | 6.8% |
| 90 | 收入不固定 | 204 | 2.0% |
| 98 | 未回答 | 651 | 6.4% |
| 99 | 遺漏值或跳答 | 0 | |
| Warning: these figures indicate the number of cases found in the data file. They cannot be interpreted as summary statistics of the population of interest. | | | |
| # v43: 43.請問您的性別是 | | | |
| Information | [Type= discrete] [Format=numeric] [Range= 1-99] [Missing=*] | | |
| Statistics [NW/ W] | [Valid=10097 /-] [Invalid=0 /-] | | |
| Value | Label | Cases | Percentage |
| 1 | 男 | 4609 | 45.6% |
| 2 | 女 | 5488 | 54.4% |
| 99 | 遺漏值或跳答 | 0 | |
| Warning: these figures indicate the number of cases found in the data file. They cannot be interpreted as summary statistics of the population of interest. | | | |
| # w: 權數 | | | |
| Information | [Type= continuous] [Format=numeric] [Range= 0.0251700898962509-2.04121699379475] [Missing=*] | | |
| Statistics [NW/ W] | [Valid=10097 /-] [Invalid=0 /-] [Mean=1 /-] [StdDev=0.464 /-] | | |