

台灣(Taiwan, ROC)

行政院原住民族委員會

88年原住民就業狀況調查

Study Documentation

March 6, 2017

Metadata Production

Metadata Producer(s)	學術調查研究資料庫(Survey Research Data Archive) (SRDA) , 中央研究院人社中心調查研究 專題中心
Production Date	March 22, 2015
Identification	AJ010001

Table of Contents

Overview.....	4
Scope & Coverage.....	4
Producers & Sponsors.....	4
Sampling.....	4
Data Processing & Appraisal.....	4
Accessibility.....	4
Files Description.....	6
AJ010001.....	6
Variables Group(s).....	7
基本資料.....	7
就業狀況.....	7
新增變項.....	9
權數.....	10
Variables Description.....	11
AJ010001.....	12

88年原住民就業狀況調查

Employment Status Survey of Indigenous Peoples, 1999

Overview

Identification	AJ010001
Version	Production Date: 2014-06
Abstract 行政院原住民族委員會為蒐集並了解原住民族勞動力狀況、就業、失業情形、勞動意願等問題，以抽樣調查方式，進行原住民族就業狀況調查，調查結果提供政府相關單位制定原住民族各項勞動政策、就業服務及職業訓練之參考。 本調查以設籍在臺灣地區之原住民住戶(指戶內至少有1人15歲以上且具有原住民身分者)為調查對象，採多階段抽樣方法，以面訪或電訪訪問方式訪問原住民家戶成員之就業狀況。	

Scope & Coverage

Countries	台灣(Taiwan, ROC)
Geographic Coverage 台灣	
Universe 設籍在臺灣地區之原住民住戶(指戶內至少有1人15歲以上且具有原住民身分者)	

Producers & Sponsors

Primary Investigator(s)	行政院原住民族委員會
Other Producer(s)	行政院原住民族委員會
Funding Agency/ies	行政院原住民族委員會

Sampling

Sampling Procedure 多階段抽樣方法

Data Processing & Appraisal

Data Editing 中央研究院人文社會科學研究中心調查研究專題中心(以下簡稱本專題中心)所進行的資料整理方式，為不合理值檢核。

Accessibility

Contact(s)	學術調查研究資料庫(Survey Research Data Archive) (中央研究院人社中心調查研究專題中心), https://srda.sinica.edu.tw , srda@gate.sinica.edu.tw
Distributor(s)	學術調查研究資料庫(Survey Research Data Archive)
Depositor(s)	行政院原住民族委員會

Access Conditions

會員版(一般會員、院內會員)--申請審核通過後下載

Files Description

Dataset contains 1 file(s)

AJ010001	
# Cases	37183
# Variable(s)	72

Variables Group(s)

Dataset contains 4 group(s)

Group 基本資料							
#	Name	Label	Type	Format	Valid	Invalid	Question
1	id	流水號	continuous	numeric-5.0	37183	0	-
2	caseid	樣本編號	continuous	numeric-5.0	29554	7629	-
3	no1	層別	discrete	numeric-1.0	37183	0	-
4	no4	樣本戶號	continuous	numeric-3.0	37181	2	-
5	q0	0.是否本人回答	discrete	numeric-1.0	36898	285	-
6	q01	1.與戶長的關係	discrete	numeric-2.0	37045	138	-
7	q02	2.性別	discrete	numeric-1.0	37183	0	-
8	q03	3.請問您的年齡	continuous	numeric-3.0	37183	0	-
9	q04	4.請問您的教育程度	discrete	numeric-2.0	37183	0	-
10	q05	5.請問您的婚姻狀況是	discrete	numeric-1.0	37183	0	-
11	q06	6.請問您所屬的族別	discrete	numeric-2.0	37183	0	-

Group 就業狀況							
#	Name	Label	Type	Format	Valid	Invalid	Question
1	q07	7.請問您3月14日到3月20日在做什麼工作?	discrete	numeric-2.0	37183	0	-
2	q8aa	8.請問您全日工作____小時 (以3月14日~3月20日為準)	continuous	numeric-2.0	15142	22041	-
3	q8bb	8.請問您部份時間工作____ 小時(以3月14日~3月20日 為準)	continuous	numeric-2.0	717	36466	-
4	q08	8.請問您的工作是全日工作 還是部份時間工作?(以3月 14日~3月20日為準)	discrete	numeric-1.0	16575	20608	-
5	q08a	8.請問您全日工作____小時 (以3月14日~3月20日為準)	continuous	numeric-4.1	20348	16835	-
6	q08b	8.請問您部份時間工作____ 小時(以3月14日~3月20日 為準)	continuous	numeric-4.1	20348	16835	-
7	q08_ab	8.q08a+q08b	continuous	numeric-4.1	20348	16835	-
8	q08c1	8.請問您全日工作____小時	continuous	numeric-2.0	404	36779	-
9	q08c2	8.請問您部份時間工作____ 小時	continuous	numeric-2.0	375	36808	-
10	q08c1c2	8.q8c1+q8c2	continuous	numeric-3.1	385	36798	-
11	q08d	8.若每週工時不足40小時 者, 請問您想不想增加工 作時數?	discrete	numeric-1.0	3517	33666	-
12	q08e	8.不想增加工作時數原因	discrete	numeric-2.0	3517	33666	-
13	q09	9.請問您主要是擔任什麼工 作?(以3月14日~3月20日為 準)	discrete	numeric-2.0	22627	14556	-

#	Name	Label	Type	Format	Valid	Invalid	Question
14	q10	10.請問您的行業是什麼? (以3月14日~3月20日為準)	discrete	numeric-2.0	22627	14556	-
15	q11	11.請問您主要工作的身分是?	discrete	numeric-1.0	22627	14556	-
16	q12a	12.請問您目前工作地點的縣市?統計區域(以3月14日~3月20日為準)	discrete	numeric-2.0	20804	16379	-
17	q13	13.請問您對目前的工作滿意嗎?(以3月14日~3月20日為準)	discrete	numeric-1.0	20804	16379	-
18	q14	14.請問您想換工作嗎?	discrete	numeric-1.0	20804	16379	-
19	q14a	14.想換工作的最主要原因	discrete	numeric-1.0	5433	31750	-
20	q15a	15.請問您用什麼方法找尋工作?(1)託親友師長介紹(可複選)	discrete	numeric-1.0	22646	14537	-
21	q15b	15.請問您用什麼方法找尋工作?(2)看報紙(可複選)	discrete	numeric-1.0	22646	14537	-
22	q15c	15.請問您用什麼方法找尋工作?(3)向私立就業服務機構求職(可複選)	discrete	numeric-1.0	22646	14537	-
23	q15d	15.請問您用什麼方法找尋工作?(4)向公立就業服務機構求職(可複選)	discrete	numeric-1.0	22646	14537	-
24	q15e	15.請問您用什麼方法找尋工作?(5)應徵招貼廣告(可複選)	discrete	numeric-1.0	22646	14537	-
25	q15f	15.請問您用什麼方法找尋工作?(6)參加政府考試分發(可複選)	discrete	numeric-1.0	22646	14537	-
26	q15g	15.請問您用什麼方法找尋工作?(7)電子媒體(可複選)	discrete	numeric-1.0	22646	14537	-
27	q15h	15.請問您用什麼方法找尋工作?(8)其他(可複選)	discrete	numeric-1.0	22646	14537	-
28	q15i	15.請問您用什麼方法找尋工作?(9)自營不必找工作(可複選)	discrete	numeric-1.0	22646	14537	-
29	q16	16.請問您過去一年有過(其他)工作嗎?	discrete	numeric-1.0	23070	14113	-
30	q16a	16.請問您離開上次工作的主要原因是什麼?	discrete	numeric-2.0	5247	31936	-
31	q17	17.請問您想找什麼樣的工作?	discrete	numeric-1.0	9115	28068	-
32	q18	18.請問您希望從事那種工作?	discrete	numeric-2.0	9115	28068	-
33	q19	19.請問您希望工作的縣市?	discrete	numeric-2.0	9115	28068	-
34	q20	20.請問您有沒有參加過政府或民間機構辦理的職業訓練?	discrete	numeric-1.0	35188	1995	-
35	q20a	20.最近參加的職訓項目	discrete	numeric-2.0	2737	34446	-
36	q20b	20.請問參加過職業訓練後,有沒有無從事相關工作?	discrete	numeric-1.0	2737	34446	-

#	Name	Label	Type	Format	Valid	Invalid	Question
37	q21	21.請問您有沒有參加過政府或民間機構辦理的技藝訓練?	discrete	numeric-1.0	35188	1995	-
38	q21a	21.請問您參加過哪些技藝訓練?第一項(可複選)	discrete	numeric-1.0	786	36397	-
39	q21b	21.請問您參加過哪些技藝訓練?第二項(可複選)	discrete	numeric-1.0	768	36415	-
40	q21c	21.請問您參加過哪些技藝訓練?第三項(可複選)	discrete	numeric-1.0	140	37043	-
41	q21d	21.請問您參加過技藝訓練後,有從事那些相關的工作?第一項(可複選)	discrete	numeric-1.0	786	36397	-
42	q21e	21.請問您參加過技藝訓練後,有從事那些相關的工作?第二項(可複選)	discrete	numeric-1.0	157	37026	-
43	q21f	21.請問您參加過技藝訓練後,有從事那些相關的工作?第三項(可複選)	discrete	numeric-1.0	18	37165	-
44	q22a	22.請問您知道對原住民的職業訓練補助獎勵措施嗎?(1)職訓學員生活津貼	discrete	numeric-1.0	35188	1995	-
45	q22b	22.請問您知道對原住民的職業訓練補助獎勵措施嗎?(2)求職交通津貼	discrete	numeric-1.0	35188	1995	-
46	q22c	22.請問您知道對原住民的職業訓練補助獎勵措施嗎?(3)臨時工作津貼	discrete	numeric-1.0	35188	1995	-
47	q22d	22.請問您知道對原住民的職業訓練補助獎勵措施嗎?(4)僱用獎勵津貼	discrete	numeric-1.0	488	36695	-
48	q22e	22.請問您知道對原住民的職業訓練補助獎勵措施嗎?(5)技能檢定合格獎勵金	discrete	numeric-1.0	35188	1995	-
49	q23	23.請問您個人每個月平均收入大概是多少?	discrete	numeric-1.0	35188	1995	-

Group 新增變項

#	Name	Label	Type	Format	Valid	Invalid	Question
1	age	年齡層	continuous	numeric-3.0	37183	0	-
2	edu	教育層	continuous	numeric-2.0	37183	0	-
3	q4_3	教育程度	continuous	numeric-8.0	37183	0	-
4	q07e	7.失業率(含軍人)	continuous	numeric-8.0	24469	12714	-
5	q7_1	7.勞動力(含軍人)	continuous	numeric-8.0	37011	172	-
6	all_1	8.全日工作分類	continuous	numeric-8.0	19360	17823	-
7	part	8.部分工作分類	continuous	numeric-8.0	987	36196	-
8	revenue_mid	收入組中點	continuous	numeric-8.0	35188	1995	-
9	dist_area	行政區域變項	discrete	numeric-2.0	37183	0	-
10	stat_area	統計區域變項	discrete	numeric-2.0	37183	0	-

Group 權數							
#	Name	Label	Type	Format	Valid	Invalid	Question
1	id	流水號	continuous	numeric-5.0	37183	0	-
2	w11	權數1	continuous	numeric-8.2	37183	0	-
3	w12	權數2	continuous	numeric-8.2	37183	0	-

Variables Description

Dataset contains 72 variable(s)

File : AJ010001			
# id: 流水號			
Information	[Type= continuous] [Format=numeric] [Range= 1-37183] [Missing=*]		
Statistics [NW/ W]	[Valid=37183 /-] [Invalid=0 /-] [Mean=18592 /-] [StdDev=10733.952 /-]		
# caseid: 樣本編號			
Information	[Type= continuous] [Format=numeric] [Range= 0-55652] [Missing=*]		
Statistics [NW/ W]	[Valid=29554 /-] [Invalid=7629 /-] [Mean=25892.807 /-] [StdDev=15387.834 /-]		
# no1: 層別			
Information	[Type= discrete] [Format=numeric] [Range= 1-6] [Missing=*]		
Statistics [NW/ W]	[Valid=37183 /-] [Invalid=0 /-]		
Value	Label	Cases	Percentage
1	台灣省山地鄉	15870	<div><div></div></div> 42.7%
2	台灣省平地原住民鄉鎮市	12748	<div><div></div></div> 34.3%
3	台灣省非原住民鄉鎮市	7022	<div><div></div></div> 18.9%
4	台北市	868	<div><div></div></div> 2.3%
5	高雄市	643	<div><div></div></div> 1.7%
6	金馬地區	32	<div><div></div></div> 0.1%
Warning: these figures indicate the number of cases found in the data file. They cannot be interpreted as summary statistics of the population of interest.			
# no4: 樣本戶號			
Information	[Type= continuous] [Format=numeric] [Range= 1-717] [Missing=*]		
Statistics [NW/ W]	[Valid=37181 /-] [Invalid=2 /-] [Mean=90.173 /-] [StdDev=102.328 /-]		
# q0: 0.是否本人回答			
Information	[Type= discrete] [Format=numeric] [Range= 0-8] [Missing=*]		
Statistics [NW/ W]	[Valid=36898 /-] [Invalid=285 /-]		
Value	Label	Cases	Percentage
0		2	<div><div></div></div> 0.0%
1	是本人回答	22180	<div><div></div></div> 60.1%
2	視同本人回答	14276	<div><div></div></div> 38.7%
3	否	437	<div><div></div></div> 1.2%
4		2	<div><div></div></div> 0.0%
8		1	<div><div></div></div> 0.0%
Sysmiss		285	
Warning: these figures indicate the number of cases found in the data file. They cannot be interpreted as summary statistics of the population of interest.			
# q01: 1.與戶長的關係			
Information	[Type= discrete] [Format=numeric] [Range= 1-14] [Missing=*]		
Statistics [NW/ W]	[Valid=37045 /-] [Invalid=138 /-]		
Value	Label	Cases	Percentage
1	戶長	10881	<div><div></div></div> 29.4%
2	配偶	6402	<div><div></div></div> 17.3%
3	子女	14259	<div><div></div></div> 38.5%
4	孫子女	900	<div><div></div></div> 2.4%
5	父母	798	<div><div></div></div> 2.2%
6	祖父母	32	<div><div></div></div> 0.1%

File : AJ010001

q01: 1.與戶長的關係

Value	Label	Cases	Percentage
7	兄弟姊妹	1051	2.8%
8	子女之配偶	1700	4.6%
9	孫子女之配偶	54	0.1%
10	兄弟姊妹之配偶	143	0.4%
11	配偶之父母	159	0.4%
12	配偶之兄弟姊妹	118	0.3%
13	其他親屬	391	1.1%
14	其他	157	0.4%
Sysmiss		138	

Warning: these figures indicate the number of cases found in the data file. They cannot be interpreted as summary statistics of the population of interest.

q02: 2.性別

Information	[Type= discrete] [Format=numeric] [Range= 1-2] [Missing=*]
Statistics [NW/ W]	[Valid=37183 /-] [Invalid=0 /-]

Value	Label	Cases	Percentage
1	男	19951	53.7%
2	女	17232	46.3%

Warning: these figures indicate the number of cases found in the data file. They cannot be interpreted as summary statistics of the population of interest.

q03: 3.請問您的年齡

Information	[Type= continuous] [Format=numeric] [Range= 15-98] [Missing=*]
Statistics [NW/ W]	[Valid=37183 /-] [Invalid=0 /-] [Mean=38.049 /-] [StdDev=16.778 /-]

q04: 4.請問您的教育程度

Information	[Type= discrete] [Format=numeric] [Range= 0-99] [Missing=*]
Statistics [NW/ W]	[Valid=37183 /-] [Invalid=0 /-]

Value	Label	Cases	Percentage
0	拒答	0	
1	不識字	2852	7.7%
2	自修	406	1.1%
3	國小	11889	32.0%
4	國(初)中	7780	20.9%
5	高中	6186	16.6%
6	高職	4880	13.1%
7	專科	2179	5.9%
8	大學	946	2.5%
9	研究所及以上	65	0.2%
99	不知道	0	

Warning: these figures indicate the number of cases found in the data file. They cannot be interpreted as summary statistics of the population of interest.

q05: 5.請問您的婚姻狀況是

Information	[Type= discrete] [Format=numeric] [Range= 1-9] [Missing=*]
Statistics [NW/ W]	[Valid=37183 /-] [Invalid=0 /-]

Value	Label	Cases	Percentage
1	未婚	13043	35.1%

File : AJ010001

q05: 5.請問您的婚姻狀況是

Value	Label	Cases	Percentage
2	有配偶(含與人同居)	20897	56.2%
3	離婚、分居	1154	3.1%
4	喪偶	2089	5.6%
9	未回答	0	

Warning: these figures indicate the number of cases found in the data file. They cannot be interpreted as summary statistics of the population of interest.

q06: 6.請問您所屬的族別

Information	[Type= discrete] [Format=numeric] [Range= 1-99] [Missing=*]
Statistics [NW/ W]	[Valid=37183 /-] [Invalid=0 /-]

Value	Label	Cases	Percentage
1	阿美族	15039	40.4%
2	泰雅族	8193	22.0%
3	排灣族	6712	18.1%
4	魯凱族	912	2.5%
5	布農族	3982	10.7%
6	賽夏族	550	1.5%
7	雅美族	289	0.8%
8	卑南族	886	2.4%
9	鄒族; 曹族	499	1.3%
10	其他	121	0.3%
88	不知道	0	
99	拒答	0	

Warning: these figures indicate the number of cases found in the data file. They cannot be interpreted as summary statistics of the population of interest.

q07: 7.請問您3月14日到3月20日在做什麼工作？

Information	[Type= discrete] [Format=numeric] [Range= 1-99] [Missing=*]
Statistics [NW/ W]	[Valid=37183 /-] [Invalid=0 /-]

Value	Label	Cases	Percentage
1	從事有報酬的工作	18918	50.9%
2	從事無酬家屬工作	1886	5.1%
3	有工作而未做(跳答15)	263	0.7%
4	無工作在找工作或已找工作在等待結果(跳答15)	1579	4.2%
5	想工作未去找工作,但隨時可以工作(跳答16)	424	1.1%
6	求學及準備升學(跳答20)	3811	10.2%
7	料理家務(跳答20)	4300	11.6%
8	高齡(65歲以上)、殘障(跳答20)	3038	8.2%
9	不想工作或想工作但不能隨時工作(跳答20)	969	2.6%
10	現役軍人(結束訪問)	1823	4.9%
11	監管人口(結束訪問)	49	0.1%
12	失蹤人口(結束訪問)	87	0.2%
13	其他(結束訪問)	36	0.1%
99	拒答	0	

Warning: these figures indicate the number of cases found in the data file. They cannot be interpreted as summary statistics of the population of interest.

File : AJ010001			
# q8aa: 8.請問您全日工作____小時(以3月14日~3月20日為準)			
Information	[Type= continuous] [Format=numeric] [Range= 6-98] [Missing=*]		
Statistics [NW/ W]	[Valid=15142 /-] [Invalid=22041 /-] [Mean=52.569 /-] [StdDev=11.643 /-]		
# q8bb: 8.請問您部份時間工作____小時(以3月14日~3月20日為準)			
Information	[Type= continuous] [Format=numeric] [Range= 1-87] [Missing=*/0]		
Statistics [NW/ W]	[Valid=717 /-] [Invalid=36466 /-] [Mean=20.363 /-] [StdDev=9.52 /-]		
# q08: 8.請問您的工作是全日工作還是部份時間工作?(以3月14日~3月20日為準)			
Information	[Type= discrete] [Format=numeric] [Range= 1-9] [Missing=*]		
Statistics [NW/ W]	[Valid=16575 /-] [Invalid=20608 /-]		
Value	Label	Cases	Percentage
1	全日工作	15247	92.0%
2	部份時間工作	1163	7.0%
3	兩種都有	164	1.0%
9	拒答	1	0.0%
Sysmiss		20608	
Warning: these figures indicate the number of cases found in the data file. They cannot be interpreted as summary statistics of the population of interest.			
# q08a: 8.請問您全日工作____小時(以3月14日~3月20日為準)			
Information	[Type= continuous] [Format=numeric] [Range= 0-100] [Missing=*]		
Statistics [NW/ W]	[Valid=20348 /-] [Invalid=16835 /-] [Mean=48.196 /-] [StdDev=15.942 /-]		
# q08b: 8.請問您部份時間工作____小時(以3月14日~3月20日為準)			
Information	[Type= continuous] [Format=numeric] [Range= 0-38] [Missing=*]		
Statistics [NW/ W]	[Valid=20348 /-] [Invalid=16835 /-] [Mean=1.062 /-] [StdDev=4.797 /-]		
# q08_ab: 8.q08a+q08b			
Information	[Type= continuous] [Format=numeric] [Range= 1-100] [Missing=*]		
Statistics [NW/ W]	[Valid=20348 /-] [Invalid=16835 /-] [Mean=49.258 /-] [StdDev=13.332 /-]		
# q08c1: 8.請問您全日工作____小時			
Information	[Type= continuous] [Format=numeric] [Range= 6-87] [Missing=*]		
Statistics [NW/ W]	[Valid=404 /-] [Invalid=36779 /-] [Mean=45.27 /-] [StdDev=14.029 /-]		
# q08c2: 8.請問您部份時間工作____小時			
Information	[Type= continuous] [Format=numeric] [Range= 0-87] [Missing=*]		
Statistics [NW/ W]	[Valid=375 /-] [Invalid=36808 /-] [Mean=16.491 /-] [StdDev=15.121 /-]		
# q08c1c2: 8.q8c1+q8c2			
Information	[Type= continuous] [Format=numeric] [Range= 14-100] [Missing=*]		
Statistics [NW/ W]	[Valid=385 /-] [Invalid=36798 /-] [Mean=61.153 /-] [StdDev=17.309 /-]		
# q08d: 8.若每週工時不足40小時者， 請問您想不想增加工作時數？			
Information	[Type= discrete] [Format=numeric] [Range= 1-9] [Missing=*]		
Statistics [NW/ W]	[Valid=3517 /-] [Invalid=33666 /-]		
Value	Label	Cases	Percentage
1	想(跳答9)	1413	40.2%

File : AJ010001

q08d: 8.若每週工時不足40小時者，請問您想不想增加工作時數？

Value	Label	Cases	Percentage
2	不想(接答q08e)	1743	49.6%
8		361	10.3%
9	拒答	0	
Sysmiss		33666	

Warning: these figures indicate the number of cases found in the data file. They cannot be interpreted as summary statistics of the population of interest.

q08e: 8.不想增加工作時數原因

Information	[Type= discrete] [Format=numeric] [Range= 1-88] [Missing=*]
Statistics [NW/ W]	[Valid=3517 /-] [Invalid=33666 /-]

Value	Label	Cases	Percentage
1	家務太忙	485	13.8%
2	功課太忙	132	3.8%
3	其他	1126	32.0%
8	不知道	361	10.3%
9	拒答	0	
88	想增加時數	1413	40.2%
Sysmiss		33666	

Warning: these figures indicate the number of cases found in the data file. They cannot be interpreted as summary statistics of the population of interest.

q09: 9.請問您主要是擔任什麼工作?(以3月14日~3月20日為準)

Information	[Type= discrete] [Format=numeric] [Range= 1-99] [Missing=*]
Statistics [NW/ W]	[Valid=22627 /-] [Invalid=14556 /-]

Value	Label	Cases	Percentage
1	民意代表、行政主管、企業主管及經理人員	256	1.1%
2	專業人員	565	2.5%
3	技術員及助理專業人員	1309	5.8%
4	事務工作人員	817	3.6%
5	服務工作人員及售貨員	2913	12.9%
6	農林漁牧工作人員	5838	25.8%
7	技術工及有關工作人員	4536	20.0%
8	機械設備操作及組裝工	2715	12.0%
9	非技術工及體力工	1855	8.2%
10	其他	0	
11	現役軍人	1823	8.1%
99	不知道	0	
Sysmiss		14556	

Warning: these figures indicate the number of cases found in the data file. They cannot be interpreted as summary statistics of the population of interest.

q10: 10.請問您的行業是什麼?(以3月14日~3月20日為準)

Information	[Type= discrete] [Format=numeric] [Range= 1-99] [Missing=*]
Statistics [NW/ W]	[Valid=22627 /-] [Invalid=14556 /-]

Value	Label	Cases	Percentage
1	農林漁牧業	5874	26.0%
2	礦業及土石採取業	222	1.0%

File : AJ010001

q10: 10.請問您的行業是什麼?(以3月14日~3月20日為準)

Value	Label	Cases	Percentage
3	製造業	2719	12.0%
4	水電燃氣業	203	0.9%
5	營造業	3586	15.8%
6	批發零售及餐飲業	1357	6.0%
7	運輸、倉儲及通信業	1029	4.5%
8	金融、保險及不動產業	152	0.7%
9	工商服務業	590	2.6%
10	社會服務及個人服務業	3682	16.3%
11	公共行政業	3213	14.2%
12	其他	0	
99	不知道	0	
Sysmiss		14556	

Warning: these figures indicate the number of cases found in the data file. They cannot be interpreted as summary statistics of the population of interest.

q11: 11.請問您主要工作的身分是?

Information	[Type= discrete] [Format=numeric] [Range= 1-9] [Missing=*]
Statistics [NW/ W]	[Valid=22627 /-] [Invalid=14556 /-]

Value	Label	Cases	Percentage
1	雇主	487	2.2%
2	自營作業者	3594	15.9%
3	受政府雇用者	4151	18.3%
4	受私人雇用者	12507	55.3%
5	無酬家屬工作者	1888	8.3%
9	拒答	0	
Sysmiss		14556	

Warning: these figures indicate the number of cases found in the data file. They cannot be interpreted as summary statistics of the population of interest.

q12a: 12.請問您目前工作地點的縣市?統計區域(以3月14日~3月20日為準)

Information	[Type= discrete] [Format=numeric] [Range= 1-8] [Missing=*]
Statistics [NW/ W]	[Valid=20804 /-] [Invalid=16379 /-]

Value	Label	Cases	Percentage
1	北部地區	7193	34.6%
2	中部地區	3404	16.4%
3	南部地區	3388	16.3%
4	東部地區	6172	29.7%
5	金馬地區	23	0.1%
6	其他	624	3.0%
7	國外	0	
8	不固定	0	
Sysmiss		16379	

Warning: these figures indicate the number of cases found in the data file. They cannot be interpreted as summary statistics of the population of interest.

q13: 13.請問您對目前的工作滿意嗎?(以3月14日~3月20日為準)

Information	[Type= discrete] [Format=numeric] [Range= 1-9] [Missing=*]
Statistics [NW/ W]	[Valid=20804 /-] [Invalid=16379 /-]

File : AJ010001

q13: 13.請問您對目前的工作滿意嗎?(以3月14日~3月20日為準)

Value	Label	Cases	Percentage
1	非常滿意	1776	<div><div></div></div> 8.5%
2	滿意	12026	<div><div></div></div> 57.8%
3	不滿意	3844	<div><div></div></div> 18.5%
4	非常不滿意	467	<div><div></div></div> 2.2%
8	無意見	1857	<div><div></div></div> 8.9%
9	拒答	834	<div><div></div></div> 4.0%
Sysmiss		16379	

Warning: these figures indicate the number of cases found in the data file. They cannot be interpreted as summary statistics of the population of interest.

q14: 14.請問您想換工作嗎?

Information	[Type= discrete] [Format=numeric] [Range= 1-9] [Missing=*]
Statistics [NW/ W]	[Valid=20804 /-] [Invalid=16379 /-]

Value	Label	Cases	Percentage
1	非常想換	1628	<div><div></div></div> 7.8%
2	有點想換	4759	<div><div></div></div> 22.9%
3	不太想換	6829	<div><div></div></div> 32.8%
4	完全不想換	6289	<div><div></div></div> 30.2%
9	拒答	1299	<div><div></div></div> 6.2%
Sysmiss		16379	

Warning: these figures indicate the number of cases found in the data file. They cannot be interpreted as summary statistics of the population of interest.

q14a: 14.想換工作的最主要原因

Information	[Type= discrete] [Format=numeric] [Range= 1-9] [Missing=*]
Statistics [NW/ W]	[Valid=5433 /-] [Invalid=31750 /-]

Value	Label	Cases	Percentage
1	對目前工作沒興趣	571	<div><div></div></div> 10.5%
2	薪水太低	1772	<div><div></div></div> 32.6%
3	工作場所即將停業或緊縮	186	<div><div></div></div> 3.4%
4	季節性或臨時性的工作即將結束	697	<div><div></div></div> 12.8%
5	其他	2006	<div><div></div></div> 36.9%
6	工作太累	95	<div><div></div></div> 1.7%
7	時間太長	26	<div><div></div></div> 0.5%
9	拒答	80	<div><div></div></div> 1.5%
Sysmiss		31750	

Warning: these figures indicate the number of cases found in the data file. They cannot be interpreted as summary statistics of the population of interest.

q15a: 15.請問您用什麼方法找尋工作?(1)託親友師長介紹(可複選)

Information	[Type= discrete] [Format=numeric] [Range= 1-9] [Missing=*]
Statistics [NW/ W]	[Valid=22646 /-] [Invalid=14537 /-]

Value	Label	Cases	Percentage
1	有	11099	<div><div></div></div> 49.0%
2	沒有	11547	<div><div></div></div> 51.0%
9	拒答	0	
Sysmiss		14537	

File : AJ010001

q15a: 15.請問您用什麼方法找尋工作?(1)託親友師長介紹(可複選)

Warning: these figures indicate the number of cases found in the data file. They cannot be interpreted as summary statistics of the population of interest.

q15b: 15.請問您用什麼方法找尋工作?(2)看報紙(可複選)

Information [Type= discrete] [Format=numeric] [Range= 1-9] [Missing=*]

Statistics [NW/ W] [Valid=22646 /-] [Invalid=14537 /-]

Value	Label	Cases	Percentage
1	有	5763	<div><div></div></div> 25.4%
2	沒有	16883	<div><div></div></div> 74.6%
9	拒答	0	
Sysmiss		14537	

Warning: these figures indicate the number of cases found in the data file. They cannot be interpreted as summary statistics of the population of interest.

q15c: 15.請問您用什麼方法找尋工作?(3)向私立就業服務機構求職(可複選)

Information [Type= discrete] [Format=numeric] [Range= 1-9] [Missing=*]

Statistics [NW/ W] [Valid=22646 /-] [Invalid=14537 /-]

Value	Label	Cases	Percentage
1	有	974	<div><div></div></div> 4.3%
2	沒有	21672	<div><div></div></div> 95.7%
9	拒答	0	
Sysmiss		14537	

Warning: these figures indicate the number of cases found in the data file. They cannot be interpreted as summary statistics of the population of interest.

q15d: 15.請問您用什麼方法找尋工作?(4)向公立就業服務機構求職(可複選)

Information [Type= discrete] [Format=numeric] [Range= 1-9] [Missing=*]

Statistics [NW/ W] [Valid=22646 /-] [Invalid=14537 /-]

Value	Label	Cases	Percentage
1	有	1198	<div><div></div></div> 5.3%
2	沒有	21448	<div><div></div></div> 94.7%
9	拒答	0	
Sysmiss		14537	

Warning: these figures indicate the number of cases found in the data file. They cannot be interpreted as summary statistics of the population of interest.

q15e: 15.請問您用什麼方法找尋工作?(5)應徵招貼廣告(可複選)

Information [Type= discrete] [Format=numeric] [Range= 1-9] [Missing=*]

Statistics [NW/ W] [Valid=22646 /-] [Invalid=14537 /-]

Value	Label	Cases	Percentage
1	有	2336	<div><div></div></div> 10.3%
2	沒有	20310	<div><div></div></div> 89.7%
9	拒答	0	
Sysmiss		14537	



Warning: these figures indicate the number of cases found in the data file. They cannot be interpreted as summary statistics of the population of interest.

q15f: 15.請問您用什麼方法找尋工作?(6)參加政府考試分發(可複選)

Information [Type= discrete] [Format=numeric] [Range= 1-9] [Missing=*]

Statistics [NW/ W] [Valid=22646 /-] [Invalid=14537 /-]



File : AJ010001# **q15f: 15.**請問您用什麼方法找尋工作?(6)參加政府考試分發(可複選)

Value	Label	Cases	Percentage
1	有	1853	 8.2%
2	沒有	20793	 91.8%
9	拒答	0	
Sysmiss		14537	

Warning: these figures indicate the number of cases found in the data file. They cannot be interpreted as summary statistics of the population of interest.

q15g: 15.請問您用什麼方法找尋工作?(7)電子媒體(可複選)



Information	[Type= discrete] [Format=numeric] [Range= 1-9] [Missing=*]
Statistics [NW/ W]	[Valid=22646 /-] [Invalid=14537 /-]

Value	Label	Cases	Percentage
1	有	474	 2.1%
2	沒有	22172	 97.9%
9	拒答	0	
Sysmiss		14537	

Warning: these figures indicate the number of cases found in the data file. They cannot be interpreted as summary statistics of the population of interest.

q15h: 15.請問您用什麼方法找尋工作?(8)其他(可複選)



Information	[Type= discrete] [Format=numeric] [Range= 1-9] [Missing=*]
Statistics [NW/ W]	[Valid=22646 /-] [Invalid=14537 /-]

Value	Label	Cases	Percentage
1	有	751	 3.3%
2	沒有	21895	 96.7%
9	拒答	0	
Sysmiss		14537	

Warning: these figures indicate the number of cases found in the data file. They cannot be interpreted as summary statistics of the population of interest.

q15i: 15.請問您用什麼方法找尋工作?(9)自營不必找工作(可複選)



Information	[Type= discrete] [Format=numeric] [Range= 1-2] [Missing=*]
Statistics [NW/ W]	[Valid=22646 /-] [Invalid=14537 /-]

Value	Label	Cases	Percentage
1	有	5970	 26.4%
2	沒有	16676	 73.6%
Sysmiss		14537	

Warning: these figures indicate the number of cases found in the data file. They cannot be interpreted as summary statistics of the population of interest.

q16: 16.請問您過去一年有過(其他)工作嗎?

Information	[Type= discrete] [Format=numeric] [Range= 1-9] [Missing=*]
Statistics [NW/ W]	[Valid=23070 /-] [Invalid=14113 /-]

Value	Label	Cases	Percentage
1	有(續答q16a)	5247	 22.7%
2	沒有(跳答17)	17823	 77.3%
9	拒答	0	
Sysmiss		14113	

Warning: these figures indicate the number of cases found in the data file. They cannot be interpreted as summary statistics of the population of interest.

File : AJ010001

q16a: 16.請問您離開上次工作的主要原因是什麼？

Information [Type= discrete] [Format=numeric] [Range= 0-88] [Missing=*]

Statistics [NW/ W] [Valid=5247 /-] [Invalid=31936 /-]

Value	Label	Cases	Percentage
0	薪水太低	125	2.4%
1	對原有工作不滿意	944	18.0%
2	工作場所停業或業務緊縮	730	13.9%
3	無法勝任工作	228	4.3%
4	季節性或臨時性的工作結束	1144	21.8%
5	身體狀況不好	252	4.8%
6	女性結婚或生育	99	1.9%
7	家務太忙	297	5.7%
8	退休	56	1.1%
9	其他	1372	26.1%
88	沒有工作	0	
Sysmiss		31936	

Warning: these figures indicate the number of cases found in the data file. They cannot be interpreted as summary statistics of the population of interest.

q17: 17.請問您想找什麼樣的工作？

Information [Type= discrete] [Format=numeric] [Range= 1-9] [Missing=*]

Statistics [NW/ W] [Valid=9115 /-] [Invalid=28068 /-]

Value	Label	Cases	Percentage
1	上下班領月薪	4334	47.5%
2	按時計酬	417	4.6%
3	按日計酬	660	7.2%
4	按件計酬	365	4.0%
9	不知道	3339	36.6%
Sysmiss		28068	

Warning: these figures indicate the number of cases found in the data file. They cannot be interpreted as summary statistics of the population of interest.

q18: 18.請問您希望從事那種工作？

Information [Type= discrete] [Format=numeric] [Range= 1-99] [Missing=*]

Statistics [NW/ W] [Valid=9115 /-] [Invalid=28068 /-]

Value	Label	Cases	Percentage
1	民意代表、行政主管、企業主管及經理人員	47	0.5%
2	專業人員	210	2.3%
3	技術員及助理專業人員	380	4.2%
4	事務工作人員	405	4.4%
5	服務工作人員及售貨員	880	9.7%
6	農林漁牧工作人員	328	3.6%
7	技術工及有關工作人員	1278	14.0%
8	機械設備操作及組裝工	784	8.6%
9	非技術工及體力工	791	8.7%
10	其他	606	6.6%
99	不知道	3406	37.4%

File : AJ010001

q18: 18.請問您希望從事那種工作？

Value	Label	Cases	Percentage
Sysmiss		28068	
Warning: these figures indicate the number of cases found in the data file. They cannot be interpreted as summary statistics of the population of interest.			

q19: 19.請問您希望工作的縣市？

Information	[Type= discrete] [Format=numeric] [Range= 1-99] [Missing=*]
Statistics [NW/ W]	[Valid=9115 /-] [Invalid=28068 /-]

Value	Label	Cases	Percentage
1	臺北縣	628	6.9%
2	宜蘭縣	192	2.1%
3	桃園縣	585	6.4%
4	新竹縣	220	2.4%
5	苗栗縣	122	1.3%
6	臺中縣	241	2.6%
7	彰化縣	31	0.3%
8	南投縣	282	3.1%
9	雲林縣	26	0.3%
10	嘉義縣	31	0.3%
11	臺南縣	47	0.5%
12	高雄縣	179	2.0%
13	屏東縣	652	7.2%
14	臺東縣	868	9.5%
15	花蓮縣	1093	12.0%
16	澎湖縣	1	0.0%
17	基隆市	67	0.7%
18	新竹市	32	0.4%
19	台中市	132	1.4%
20	嘉義市	3	0.0%
21	台南市	13	0.1%
63	台北市	325	3.6%
64	高雄市	156	1.7%
65	金門縣	3	0.0%
66	連江縣	1	0.0%
99	拒答	3185	34.9%
Sysmiss		28068	
Warning: these figures indicate the number of cases found in the data file. They cannot be interpreted as summary statistics of the population of interest.			

q20: 20.請問您有沒有參加過政府或民間機構辦理的職業訓練？

Information	[Type= discrete] [Format=numeric] [Range= 1-9] [Missing=*]
Statistics [NW/ W]	[Valid=35188 /-] [Invalid=1995 /-]

Value	Label	Cases	Percentage
1	有(續答q20a)	2737	7.8%
2	沒有(跳答21)	32451	92.2%
9	拒答	0	
Sysmiss		1995	

File : AJ010001

q20: 20.請問您有沒有參加過政府或民間機構辦理的職業訓練？

Warning: these figures indicate the number of cases found in the data file. They cannot be interpreted as summary statistics of the population of interest.

q20a: 20.最近參加的職訓項目

Information [Type= discrete] [Format=numeric] [Range= 1-99] [Missing=*]

Statistics [NW/ W] [Valid=2737 /-] [Invalid=34446 /-]

Value	Label	Cases	Percentage
1	金屬機械加工類	173	6.3%
2	焊接、配管類	175	6.4%
3	電機、電匠類	134	4.9%
4	電子、儀表類	93	3.4%
5	營建、土木類	263	9.6%
6	紡織、服飾類	96	3.5%
7	印刷製版類	13	0.5%
8	電腦設計類	315	11.5%
9	美容、美髮類	392	14.3%
10	職業駕駛	228	8.3%
11	其他服務類	855	31.2%
99	拒答	0	
Sysmiss		34446	

Warning: these figures indicate the number of cases found in the data file. They cannot be interpreted as summary statistics of the population of interest.

q20b: 20.請問參加過職業訓練後，有沒有無從事相關工作？

Information [Type= discrete] [Format=numeric] [Range= 1-9] [Missing=*]

Statistics [NW/ W] [Valid=2737 /-] [Invalid=34446 /-]

Value	Label	Cases	Percentage
1	有	1510	55.2%
2	沒有	1227	44.8%
9	拒答	0	
Sysmiss		34446	

Warning: these figures indicate the number of cases found in the data file. They cannot be interpreted as summary statistics of the population of interest.

q21: 21.請問您有沒有參加過政府或民間機構辦理的技藝訓練？

Information [Type= discrete] [Format=numeric] [Range= 1-9] [Missing=*]

Statistics [NW/ W] [Valid=35188 /-] [Invalid=1995 /-]

Value	Label	Cases	Percentage
1	有(續答q21a)	786	2.2%
2	沒有(跳答22)	34402	97.8%
9	拒答	0	
Sysmiss		1995	

Warning: these figures indicate the number of cases found in the data file. They cannot be interpreted as summary statistics of the population of interest.

q21a: 21.請問您參加過哪些技藝訓練?第一項(可複選)

Information [Type= discrete] [Format=numeric] [Range= 1-9] [Missing=*]

Statistics [NW/ W] [Valid=786 /-] [Invalid=36397 /-]

Value	Label	Cases	Percentage
1	雕刻	103	13.1%

File : AJ010001

q21a: 21.請問您參加過哪些技藝訓練?第一項(可複選)

Value	Label	Cases	Percentage
2	陶藝	33	4.2%
3	刺繡	130	16.5%
4	傳統服飾	125	15.9%
5	其他各類工藝技術	377	48.0%
9	拒答	18	2.3%
Sysmiss		36397	

Warning: these figures indicate the number of cases found in the data file. They cannot be interpreted as summary statistics of the population of interest.

q21b: 21.請問您參加過哪些技藝訓練?第二項(可複選)

Information	[Type= discrete] [Format=numeric] [Range= 1-9] [Missing=*]
Statistics [NW/ W]	[Valid=768 /-] [Invalid=36415 /-]

Value	Label	Cases	Percentage
1	雕刻	9	1.2%
2	陶藝	18	2.3%
3	刺繡	17	2.2%
4	傳統服飾	50	6.5%
5	其他各類工藝技術	46	6.0%
8	沒有參加第二技藝訓練	628	81.8%
9	拒答	0	
Sysmiss		36415	

Warning: these figures indicate the number of cases found in the data file. They cannot be interpreted as summary statistics of the population of interest.

# q21c: 21.請問您參加過哪些技藝訓練?第三項(可複選)			
Information		[Type= discrete] [Format=numeric] [Range= 1-9] [Missing=*]	
Statistics [NW/ W]		[Valid=140 /-] [Invalid=37043 /-]	
Value	Label	Cases	Percentage
1	雕刻	4	<div><div></div></div> 2.9%
2	陶藝	1	<div><div></div></div> 0.7%
3	刺繡	4	<div><div></div></div> 2.9%
4	傳統服飾	5	<div><div></div></div> 3.6%
5	其他各類工藝技術	11	<div><div></div></div> 7.9%
8	沒有參加第三技藝訓練	115	<div><div></div></div> 82.1%
9	拒答	0	
Sysmiss		37043	
Warning: these figures indicate the number of cases found in the data file. They cannot be interpreted as summary statistics of the population of interest.			
# q21d: 21.請問您參加過技藝訓練後，有從事那些相關的工作?第一項(可複選)			
Information		[Type= discrete] [Format=numeric] [Range= 1-9] [Missing=*]	
Statistics [NW/ W]		[Valid=786 /-] [Invalid=36397 /-]	
Value	Label	Cases	Percentage
1	雕刻	28	<div><div></div></div> 3.6%
2	陶藝	3	<div><div></div></div> 0.4%
3	刺繡	23	<div><div></div></div> 2.9%
4	傳統服飾	32	<div><div></div></div> 4.1%
5	其他各類工藝技術	71	<div><div></div></div> 9.0%
6	都沒有從事相關工作	620	<div><div></div></div> 78.9%
9	拒答	9	<div><div></div></div> 1.1%
Sysmiss		36397	
Warning: these figures indicate the number of cases found in the data file. They cannot be interpreted as summary statistics of the population of interest.			
# q21e: 21.請問您參加過技藝訓練後，有從事那些相關的工作?第二項(可複選)			
Information		[Type= discrete] [Format=numeric] [Range= 1-9] [Missing=*]	
Statistics [NW/ W]		[Valid=157 /-] [Invalid=37026 /-]	
Value	Label	Cases	Percentage
1	雕刻	1	<div><div></div></div> 0.6%
2	陶藝	2	<div><div></div></div> 1.3%
3	刺繡	1	<div><div></div></div> 0.6%
4	傳統服飾	12	<div><div></div></div> 7.6%
5	其他各類工藝技術	2	<div><div></div></div> 1.3%
7	沒有從事第二項相關工作	139	<div><div></div></div> 88.5%
9	拒答	0	
Sysmiss		37026	
Warning: these figures indicate the number of cases found in the data file. They cannot be interpreted as summary statistics of the population of interest.			
# q21f: 21.請問您參加過技藝訓練後，有從事那些相關的工作?第三項(可複選)			
Information		[Type= discrete] [Format=numeric] [Range= 1-9] [Missing=*]	
Statistics [NW/ W]		[Valid=18 /-] [Invalid=37165 /-]	
Value	Label	Cases	Percentage
1	雕刻	1	<div><div></div></div> 5.6%

# q21f: 21. 請問您參加過技藝訓練後，有從事那些相關的工作?第三項(可複選)			
Value	Label	Cases	Percentage
2	陶藝	0	
3	刺繡	0	
4	傳統服飾	1	<div><div></div></div> 5.6%
5	其他各類工藝技術	2	<div><div></div></div> 11.1%
7	沒有從事第二項相關工作	14	<div><div></div></div> 77.8%
9	拒答	0	
Sysmiss		37165	
Warning: these figures indicate the number of cases found in the data file. They cannot be interpreted as summary statistics of the population of interest.			
# q22a: 22. 請問您知道對原住民的職業訓練補助獎助措施嗎?(1)職訓學員生活津貼			
Information	[Type= discrete] [Format=numeric] [Range= 1-9] [Missing=*]		
Statistics [NW/ W]	[Valid=35188 /-] [Invalid=1995 /-]		
Value	Label	Cases	Percentage
1	不知道	26087	<div><div></div></div> 74.1%
2	知道並已利用	797	<div><div></div></div> 2.3%
3	知道但未利用	8304	<div><div></div></div> 23.6%
9	拒答	0	
Sysmiss		1995	
Warning: these figures indicate the number of cases found in the data file. They cannot be interpreted as summary statistics of the population of interest.			
# q22b: 22. 請問您知道對原住民的職業訓練補助獎助措施嗎?(2)求職交通津貼			
Information	[Type= discrete] [Format=numeric] [Range= 1-9] [Missing=*]		
Statistics [NW/ W]	[Valid=35188 /-] [Invalid=1995 /-]		
Value	Label	Cases	Percentage
1	不知道	30233	<div><div></div></div> 85.9%
2	知道並已利用	346	<div><div></div></div> 1.0%
3	知道但未利用	4609	<div><div></div></div> 13.1%
9	拒答	0	
Sysmiss		1995	
Warning: these figures indicate the number of cases found in the data file. They cannot be interpreted as summary statistics of the population of interest.			
# q22c: 22. 請問您知道對原住民的職業訓練補助獎助措施嗎?(3)臨時工作津貼			
Information	[Type= discrete] [Format=numeric] [Range= 1-9] [Missing=*]		
Statistics [NW/ W]	[Valid=35188 /-] [Invalid=1995 /-]		
Value	Label	Cases	Percentage
1	不知道	31151	<div><div></div></div> 88.5%
2	知道並已利用	278	<div><div></div></div> 0.8%
3	知道但未利用	3759	<div><div></div></div> 10.7%
9	拒答	0	
Sysmiss		1995	
Warning: these figures indicate the number of cases found in the data file. They cannot be interpreted as summary statistics of the population of interest.			
# q22d: 22. 請問您知道對原住民的職業訓練補助獎助措施嗎?(4)僱用獎助津貼			
Information	[Type= discrete] [Format=numeric] [Range= 1-9] [Missing=*]		
Statistics [NW/ W]	[Valid=488 /-] [Invalid=36695 /-]		

# q22d: 22.請問您知道對原住民的職業訓練補助獎勵措施嗎?(4)僱用獎勵津貼			
Value	Label	Cases	Percentage
1	不知道	429	<div><div></div></div> 87.9%
2	知道並已利用	4	<div><div></div></div> 0.8%
3	知道但未利用	55	<div><div></div></div> 11.3%
9	拒答	0	
Sysmiss		36695	
Warning: these figures indicate the number of cases found in the data file. They cannot be interpreted as summary statistics of the population of interest.			
# q22e: 22.請問您知道對原住民的職業訓練補助獎勵措施嗎?(5)技能檢定合格獎勵金			
Information	[Type= discrete] [Format=numeric] [Range= 1-9] [Missing=*]		
Statistics [NW/ W]	[Valid=35188 /-] [Invalid=1995 /-]		
Value	Label	Cases	Percentage
1	不知道	27653	<div><div></div></div> 78.6%
2	知道並已利用	685	<div><div></div></div> 1.9%
3	知道但未利用	6850	<div><div></div></div> 19.5%
9	拒答	0	
Sysmiss		1995	
Warning: these figures indicate the number of cases found in the data file. They cannot be interpreted as summary statistics of the population of interest.			
# q23: 23.請問您個人每個月平均收入大概是多少?			
Information	[Type= discrete] [Format=numeric] [Range= 0-9] [Missing=*]		
Statistics [NW/ W]	[Valid=35188 /-] [Invalid=1995 /-]		
Value	Label	Cases	Percentage
0	拒答	0	
1	無經常性收入	11223	<div><div></div></div> 31.9%
2	未滿1萬元	7018	<div><div></div></div> 19.9%
3	1萬～未滿2萬元	5220	<div><div></div></div> 14.8%
4	2萬～未滿3萬元	5235	<div><div></div></div> 14.9%
5	3萬～未滿4萬元	3269	<div><div></div></div> 9.3%
6	4萬～未滿5萬元	1649	<div><div></div></div> 4.7%
7	5萬～未滿6萬元	893	<div><div></div></div> 2.5%
8	6萬～未滿7萬元	340	<div><div></div></div> 1.0%
9	7萬元以上	341	<div><div></div></div> 1.0%
Sysmiss		1995	
Warning: these figures indicate the number of cases found in the data file. They cannot be interpreted as summary statistics of the population of interest.			
# age: 年齡層			
Information	[Type= continuous] [Format=numeric] [Range= 1-11] [Missing=*]		
Statistics [NW/ W]	[Valid=37183 /-] [Invalid=0 /-]		
Value	Label	Cases	Percentage
1	15~19	5321	<div><div></div></div> 14.3%
2	20~24	4884	<div><div></div></div> 13.1%
3	25~29	3925	<div><div></div></div> 10.6%
4	30~34	3562	<div><div></div></div> 9.6%
5	35~39	3644	<div><div></div></div> 9.8%
6	40~44	3537	<div><div></div></div> 9.5%
7	45~49	2985	<div><div></div></div> 8.0%

# age: 年齡層			
Value	Label	Cases	Percentage
8	50~54	2305	<div></div> 6.2%
9	55~59	1974	<div></div> 5.3%
10	60~64	1857	<div></div> 5.0%
11	65以上	3189	<div></div> 8.6%
Warning: these figures indicate the number of cases found in the data file. They cannot be interpreted as summary statistics of the population of interest.			
# edu: 教育層			
Information	[Type= continuous] [Format=numeric] [Range= 3-99] [Missing=*]		
Statistics [NW/ W]	[Valid=37183 /-] [Invalid=0 /-]		
Value	Label	Cases	Percentage
3	國小或以下	15147	<div></div> 40.7%
4	國初中	7780	<div></div> 20.9%
5	高中職	11066	<div></div> 29.8%
7	專科	2179	<div></div> 5.9%
8	大學或以上	1011	<div></div> 2.7%
99	不知道	0	
Warning: these figures indicate the number of cases found in the data file. They cannot be interpreted as summary statistics of the population of interest.			
# q4_3: 教育程度			
Information	[Type= continuous] [Format=numeric] [Range= 1-3] [Missing=*]		
Statistics [NW/ W]	[Valid=37183 /-] [Invalid=0 /-]		
Value	Label	Cases	Percentage
1	低教育程度	22927	<div></div> 61.7%
2	中教育程度	11066	<div></div> 29.8%
3	高教育程度高	3190	<div></div> 8.6%
Warning: these figures indicate the number of cases found in the data file. They cannot be interpreted as summary statistics of the population of interest.			
# q07e: 7.失業率(含軍人)			
Information	[Type= continuous] [Format=numeric] [Range= 1-3] [Missing=*]		
Statistics [NW/ W]	[Valid=24469 /-] [Invalid=12714 /-]		
Value	Label	Cases	Percentage
1	就業	22627	<div></div> 92.5%
3	失業	1842	<div></div> 7.5%
Warning: these figures indicate the number of cases found in the data file. They cannot be interpreted as summary statistics of the population of interest.			
# q7_1: 7.勞動力(含軍人)			
Information	[Type= continuous] [Format=numeric] [Range= 1-5] [Missing=*]		
Statistics [NW/ W]	[Valid=37011 /-] [Invalid=172 /-]		
Value	Label	Cases	Percentage
1	勞動力	24469	<div></div> 66.1%
5	非勞動力	12542	<div></div> 33.9%
Warning: these figures indicate the number of cases found in the data file. They cannot be interpreted as summary statistics of the population of interest.			
# all_1: 8.全日工作分類			
Information	[Type= continuous] [Format=numeric] [Range= 1-4] [Missing=*]		
Statistics [NW/ W]	[Valid=19360 /-] [Invalid=17823 /-]		

# all_1: 8.全日工作分類			
Value	Label	Cases	Percentage
1	40小時以下	1098	<div><div></div></div> 5.7%
2	40至未滿50小時	11438	<div><div></div></div> 59.1%
3	50至未滿60小時	3703	<div><div></div></div> 19.1%
4	60小時以上	3121	<div><div></div></div> 16.1%
Warning: these figures indicate the number of cases found in the data file. They cannot be interpreted as summary statistics of the population of interest.			
# part: 8.部分工作分類			
Information	[Type= continuous] [Format=numeric] [Range= 1-6] [Missing=*]		
Statistics [NW/ W]	[Valid=987 /-] [Invalid=36196 /-]		
Value	Label	Cases	Percentage
1	15小時以下	136	<div><div></div></div> 13.8%
2	15至未滿20小時	174	<div><div></div></div> 17.6%
3	20至未滿30小時	601	<div><div></div></div> 60.9%
4	30至未滿35小時	72	<div><div></div></div> 7.3%
5	35至未滿40小時	4	<div><div></div></div> 0.4%
6	40小時以上	0	
Warning: these figures indicate the number of cases found in the data file. They cannot be interpreted as summary statistics of the population of interest.			
# w11: 權數1			
Information	[Type= continuous] [Format=numeric] [Range= 1.22068965517241-23.9176434527734] [Missing=*]		
Statistics [NW/ W]	[Valid=37183 /-] [Invalid=0 /-] [Mean=7.76 /-] [StdDev=1.767 /-]		
# w12: 權數2			
Information	[Type= continuous] [Format=numeric] [Range= 0.434907071844135-3.07999920939353] [Missing=*]		
Statistics [NW/ W]	[Valid=37183 /-] [Invalid=0 /-] [Mean=1 /-] [StdDev=0.226 /-]		
# revenue_mid: 收入組中點			
Information	[Type= continuous] [Format=numeric] [Range= 0-75000] [Missing=*]		
Statistics [NW/ W]	[Valid=35188 /-] [Invalid=1995 /-] [Mean=15052.717 /-] [StdDev=16898.922 /-]		
# dist_area: 行政區域變項			
Information	[Type= discrete] [Format=numeric] [Range= 1-4] [Missing=*]		
Statistics [NW/ W]	[Valid=37183 /-] [Invalid=0 /-]		
Value	Label	Cases	Percentage
1	山地鄉	15870	<div><div></div></div> 42.7%
2	平地原住民鄉	12748	<div><div></div></div> 34.3%
3	非原住民鄉(含北高與金馬)	8565	<div><div></div></div> 23.0%
4	其他	0	
Warning: these figures indicate the number of cases found in the data file. They cannot be interpreted as summary statistics of the population of interest.			
# stat_area: 統計區域變項			
Information	[Type= discrete] [Format=numeric] [Range= 1-8] [Missing=*]		
Statistics [NW/ W]	[Valid=37183 /-] [Invalid=0 /-]		
Value	Label	Cases	Percentage
1	北部地區	8724	<div><div></div></div> 23.5%
2	中部地區	4715	<div><div></div></div> 12.7%
3	南部地區	7263	<div><div></div></div> 19.5%

# stat_area: 統計區域變項			
Value	Label	Cases	Percentage
4	東部地區	16449	<div></div> 44.2%
5	金馬地區	32	<div></div> 0.1%
6	其他	0	
7	國外	0	
8	不固定	0	
Warning: these figures indicate the number of cases found in the data file. They cannot be interpreted as summary statistics of the population of interest.			