

台灣 (Taiwan, ROC)

交通部統計處

**99**年自用小客車使用狀況調查(公共版)

**Study Documentation**

November 16, 2016

# Metadata Production

|                             |   |
|-----------------------------|---|
| <b>Metadata Producer(s)</b> | 學術調查研究資料庫(Survey Research Data Archive) (SRDA) , 中央研究院人社中心調查研究專題中心, DDI文件製作 |
| <b>Production Date</b>      | November 3, 2016  |
| <b>Version</b>              | 2.0版, 參考IHSN Nesstar Template修改   |
| <b>Identification</b>       | AG080002  |

# Table of Contents

|  |                    |
|--|--------------------|
| <a href="#">Overview.....</a>                        | <a href="#">4</a>  |
| <a href="#">Scope &amp; Coverage.....</a>            | <a href="#">4</a>  |
| <a href="#">Producers &amp; Sponsors.....</a>        | <a href="#">4</a>  |
| <a href="#">Sampling.....</a>                        | <a href="#">4</a>  |
| <a href="#">Data Collection.....</a>                 | <a href="#">4</a>  |
| <a href="#">Data Processing &amp; Appraisal.....</a> | <a href="#">5</a>  |
| <a href="#">Accessibility.....</a>                   | <a href="#">5</a>  |
| <a href="#">Files Description.....</a>               | <a href="#">6</a>  |
| <a href="#">data99.....</a>                          | <a href="#">6</a>  |
| <a href="#">Variables Group(s).....</a>              | <a href="#">7</a>  |
| <a href="#">樣本編號.....</a>                            | <a href="#">7</a>  |
| <a href="#">一、車輛基本資料.....</a>                        | <a href="#">7</a>  |
| <a href="#">二、車輛使用情形.....</a>                        | <a href="#">7</a>  |
| <a href="#">三、通勤(學)情形.....</a>                       | <a href="#">9</a>  |
| <a href="#">四、車輛支出情形.....</a>                        | <a href="#">10</a> |
| <a href="#">六、駕駛人基本資料.....</a>                       | <a href="#">10</a> |
| <a href="#">權重.....</a>                              | <a href="#">11</a> |
| <a href="#">Variables Description.....</a>           | <a href="#">12</a> |
| <a href="#">data99.....</a>                          | <a href="#">13</a> |

## 99年自用小客車使用狀況調查(公共版)

### 2010 Small Private Passenger Cars Usage Survey (Public Access Data)

#### Overview

|   |                             |
|---|-----------------------------|
| Type  | 自用小客車使用狀況調查                 |
| Identification  | AG080002                    |
| Version   | Production Date: 2016-11-03 |
| <b>Abstract</b><br>本調查主要是蒐集臺閩地區自用小客車車輛之使用、通勤(學)、行駛、支出情形、不同的油價對車輛使用頻率及油費支出,以及駕駛人對各項措施之看法,以提供政府釐訂自用小客車管理措施之依據。<br>本調查以郵寄問卷方式辦理,本次調查時間為100年3月至5月,調查區域範圍為臺閩地區。調查對象以自用小客車車主(或使用者)為主,調查單位為每一自用小客車車輛。回收有效樣本數為1萬2,378輛。 |                             |
| Kind of Data  | 抽樣調查資料 (Sample survey data) |
| Unit of Analysis  | 每一自用小客車車輛                   |

#### Scope & Coverage

|  |                  |
|--|------------------|
| Time Period(s)   | 2011             |
| Countries  | 台灣 (Taiwan, ROC) |
| <b>Geographic Coverage</b><br>臺閩地區                             |                  |
| <b>Universe</b><br>以臺閩地區自用小客車車輛為抽樣母體, 來源為交通部公路總局、台北市監理處及高雄市監理處 |                  |

#### Producers & Sponsors

|                         |        |
|-------------------------|--------|
| Primary Investigator(s) | 交通部統計處 |
| Other Producer(s)       | 交通部統計處 |
| Funding Agency/ies      | 交通部統計處 |

#### Sampling

##### Sampling Procedure

本調查是針對99年底臺閩地區564萬2,969輛自用小客車進行車輛使用狀況調查,採分層比例系統抽樣法,抽出總樣本數2萬5,000輛

#### Data Collection

|                       |                                    |
|-----------------------|------------------------------------|
| Data Collection Dates | start 2011-03-01<br>end 2011-05-31 |
| Data Collection Mode  | 郵寄問卷 (Mail Questionnaire)          |

## Data Processing & Appraisal

### Data Editing

中央研究院人文社會科學研究中心調查研究專題中心所進行的資料整理方式，為不合理值檢核。

## Accessibility

|                       |   |
|-----------------------|---|
| <b>Contact(s)</b>     | 學術調查研究資料庫(Survey Research Data Archive) (中央研究院人社中心調查研究專題中心), <a href="https://srda.sinica.edu.tw">https://srda.sinica.edu.tw</a> , <a href="mailto:srda@gate.sinica.edu.tw">srda@gate.sinica.edu.tw</a> |
| <b>Distributor(s)</b> | 學術調查研究資料庫(Survey Research Data Archive)   |
| <b>Depositor(s)</b>   | 交通部統計處  |

### Access Conditions

公共版(網路會員、一般會員、院內會員)

# Files Description

Dataset contains 1 file(s)

| data99        |       |
|---------------|-------|
| # Cases       | 12378 |
| # Variable(s) | 75    |

# Variables Group(s)

Dataset contains 7 group(s)

| Group 樣本編號 |      |       |            |             |       |         |          |
|------------|------|-------|------------|-------------|-------|---------|----------|
| #          | Name | Label | Type       | Format      | Valid | Invalid | Question |
| 1          | code | 樣本編號  | continuous | numeric-6.0 | 12378 | 0       | -        |

| Group 一、車輛基本資料 |      |                                     |            |             |       |         |          |
|----------------|------|-------------------------------------|------------|-------------|-------|---------|----------|
| #              | Name | Label                               | Type       | Format      | Valid | Invalid | Question |
| 1              | a1   | 一.1.本車使用屬性為                         | discrete   | numeric-1.0 | 12317 | 61      | -        |
| 2              | a2   | 一.2.本車排檔系統為                         | discrete   | numeric-1.0 | 12281 | 97      | -        |
| 3              | a3   | 一.3.本車使用燃料為                         | discrete   | numeric-1.0 | 12321 | 57      | -        |
| 4              | a4   | 一.4.本車購買(擁有)當時為:新車/二手車              | discrete   | numeric-1.0 | 12318 | 60      | -        |
| 5              | a4a  | 一.4.本車購買(擁有)當時為(2)二手車;購買當時之車齡為      | discrete   | numeric-1.0 | 4579  | 7799    | -        |
| 6              | a5   | 一.5.您府上目前擁有幾輛自用小客車(公司行號或政府機關業務用車免填) | discrete   | numeric-1.0 | 11510 | 868     | -        |
| 7              | yy   | 出廠年份                                | continuous | numeric-4.0 | 12378 | 0       | -        |
| 8              | cc   | 排氣量                                 | continuous | numeric-4.0 | 12378 | 0       | -        |
| 9              | city | 所屬縣市                                | discrete   | numeric-2.0 | 12378 | 0       | -        |

| Group 二、車輛使用情形 |      |   |          |             |       |         |          |
|----------------|------|---|----------|-------------|-------|---------|----------|
| #              | Name | Label   | Type     | Format      | Valid | Invalid | Question |
| 1              | b1   | 二.1.本車目前里程表上之里程數為                                     | discrete | numeric-1.0 | 12039 | 339     | -        |
| 2              | b2   | 99年全年行駛多少公里   | discrete | numeric-2.0 | 11807 | 571     | -        |
| 3              | b31  | 二.2.本車在使用空調的情況下,(1)行駛一般道路,平均每公升燃料可行駛多少公里              | discrete | numeric-1.0 | 11127 | 1251    | -        |
| 4              | b32  | 二.2.本車在使用空調的情況下,(2)行駛高速公路、快速道路平均每公升燃料可行駛多少公里(不會行駛者免填) | discrete | numeric-1.0 | 9651  | 2727    | -        |
| 5              | b4   | 二.3.本車通常每次乘坐人數(含駕駛人)為                                 | discrete | numeric-1.0 | 12240 | 138     | -        |
| 6              | b5   | 二.4.您開車時有無收聽廣播  | discrete | numeric-1.0 | 12378 | 0       | -        |
| 7              | b51  | 二.4.您開車時(2)有收聽廣播,經常收聽之廣播電台為(複選)[1]警廣                  | discrete | numeric-1.0 | 6091  | 6287    | -        |
| 8              | b52  | 二.4.您開車時(2)有收聽廣播,經常收聽之廣播電台為(複選)[2]中廣                  | discrete | numeric-1.0 | 3666  | 8712    | -        |

| #  | Name | Label  | Type     | Format      | Valid | Invalid | Question |
|----|------|--|----------|-------------|-------|---------|----------|
| 9  | b53  | 二.4.您開車時(2)有收聽廣播,經常收聽之廣播電台為(複選)[3]飛碟                   | discrete | numeric-1.0 | 1692  | 10686   | -        |
| 10 | b54  | 二.4.您開車時(2)有收聽廣播,經常收聽之廣播電台為(複選)[4]愛樂                   | discrete | numeric-1.0 | 600   | 11778   | -        |
| 11 | b55  | 二.4.您開車時(2)有收聽廣播,經常收聽之廣播電台為(複選)[5]NEWS98               | discrete | numeric-1.0 | 869   | 11509   | -        |
| 12 | b56  | 二.4.您開車時(2)有收聽廣播,經常收聽之廣播電台為(複選)[6]漢聲                   | discrete | numeric-1.0 | 207   | 12171   | -        |
| 13 | b57  | 二.4.您開車時(2)有收聽廣播,經常收聽之廣播電台為(複選)[7]正聲                   | discrete | numeric-1.0 | 159   | 12219   | -        |
| 14 | b58  | 二.4.您開車時(2)有收聽廣播,經常收聽之廣播電台為(複選)[8]各地市政電台               | discrete | numeric-1.0 | 541   | 11837   | -        |
| 15 | b59  | 二.4.您開車時(2)有收聽廣播,經常收聽之廣播電台為(複選)[9]其他電台                 | discrete | numeric-1.0 | 1451  | 10927   | -        |
| 16 | b6   | 二.5.本車是否有使用行車導航系統(GPS)(包括固定式及移動式)                      | discrete | numeric-1.0 | 12378 | 0       | -        |
| 17 | b7   | 二.6.本車在99年有無發生過交通事故(含輕微擦撞)                             | discrete | numeric-1.0 | 12378 | 0       | -        |
| 18 | b7a  | 二.6.本車在99年發生過交通事故(含輕微擦撞)(2)A.總事故次數為                    | discrete | numeric-1.0 | 1205  | 11173   | -        |
| 19 | b7b1 | 二.6.本車在99年發生過交通事故(含輕微擦撞)(2)B.其中,因a.使用行動電話引發之事故次數       | discrete | numeric-1.0 | 776   | 11602   | -        |
| 20 | b7b2 | 二.6.本車在99年發生過交通事故(含輕微擦撞)(2)B.其中,因b.酒後駕車引發之事故次數         | discrete | numeric-1.0 | 759   | 11619   | -        |
| 21 | b7b3 | 二.6.本車在99年發生過交通事故(含輕微擦撞)(2)B.其中,因c.超速或未保持安全距離引發之事故次數   | discrete | numeric-1.0 | 881   | 11497   | -        |
| 22 | b7b4 | 二.6.本車在99年發生過交通事故(含輕微擦撞)(2)B.其中,因d.轉向或變換車道未打方向燈引發之事故次數 | discrete | numeric-1.0 | 820   | 11558   | -        |
| 23 | b8   | 二.7.本車在99年平均每星期約使用幾天                                   | discrete | numeric-1.0 | 11936 | 442     | -        |
| 24 | b9   | 二.8.本車在使用天數中,平均一天約行駛多少時間                               | discrete | numeric-1.0 | 11876 | 502     | -        |
| 25 | b10  | 二.9.您使用本車最主要用途為  | discrete | numeric-1.0 | 11917 | 461     | -        |
| 26 | b11a | 二.10.針對使用本車最主要用途,A.您平均每星期約使用幾天                         | discrete | numeric-1.0 | 11989 | 389     | -        |



| #  | Name  | Label   | Type       | Format      | Valid | Invalid | Question |
|----|-------|---|------------|-------------|-------|---------|----------|
| 27 | b11b  | 二.10.針對使用本車最主要用途,B.在使用的天數中,您平均每天約使用幾次(來回算1次)                | discrete   | numeric-1.0 | 11807 | 571     | -        |
| 28 | b11c  | 二.10.針對使用本車最主要用途,C.本車平均每次(來回算1次)約行駛多少時間                     | discrete   | numeric-1.0 | 11864 | 514     | -        |
| 29 | b11d  | 二.10.針對使用本車最主要用途,D.本車平均每次(來回算1次)約行駛多少公里                     | discrete   | numeric-2.0 | 11700 | 678     | -        |
| 30 | b11d1 | 二.10.針對使用本車最主要用途,D.本車平均每次(來回算1次)約行駛多少公里[10]200公里及以上(請註明—公里) | continuous | numeric-3.0 | 95    | 12283   | -        |
| 31 | b12   | 二.11.本車在居家附近的主要停車位是(公司行號或政府機關業務用車免填)                        | discrete   | numeric-1.0 | 11305 | 1073    | -        |
| 32 | b13   | 二.12.您在居家附近通常每次尋找停車位的時間為(公司行號或政府機關業務用車免填)                   | discrete   | numeric-1.0 | 11237 | 1141    | -        |
| 33 | b14   | 二.13.您平均每月花費在居家附近的停車費約(公司行號或政府機關業務用車免填)                     | discrete   | numeric-1.0 | 11172 | 1206    | -        |
| 34 | b14a  | 二.13.您平均每月花費在居家附近的停車費約[8]5,500元及以上(請註明—千元)(公司行號或政府機關業務用車免填) | discrete   | numeric-1.0 | 18    | 12360   | -        |

**Group 三、通勤(學)情形**

| # | Name | Label  | Type     | Format      | Valid | Invalid | Question |
|---|------|--|----------|-------------|-------|---------|----------|
| 1 | c1   | 三.1.本車在工作(上學)地點附近的主要停車位是                                     | discrete | numeric-1.0 | 4953  | 7425    | -        |
| 2 | c2   | 三.2.您在工作(上學)地點附近,通常每次尋找停車位的時間為                               | discrete | numeric-1.0 | 4982  | 7396    | -        |
| 3 | c3   | 三.3.您平均每月花費在工作(上學)地點附近之停車費約                                  | discrete | numeric-1.0 | 4986  | 7392    | -        |
| 4 | c3a  | 三.3.您平均每月花費在工作(上學)地點附近之停車費約[8]5,500元及以上(請註明—千元)              | discrete | numeric-1.0 | 13    | 12365   | -        |
| 5 | c4   | 三.4.您未來3年內(100~102年)通勤(學)時是否會考慮完全使用公共運輸工具(如公車、捷運、火車及高鐵)來代替汽車 | discrete | numeric-1.0 | 5258  | 7120    | -        |
| 6 | c4a  | 三.4.您未來3年內(100~102年)通勤(學)時(1)會考慮完                            | discrete | numeric-1.0 | 663   | 11715   | -        |

| # | Name | Label   | Type     | Format      | Valid | Invalid | Question |
|---|------|---|----------|-------------|-------|---------|----------|
|   |      | 全使用以何種公共運輸工具來代替汽車                                   |          |             |       |         |          |
| 7 | c4b  | 三.4. 您未來3年內(100~102年)通勤(學)時(2)不會考慮使用公共運輸工具來代替,最主要原因 | discrete | numeric-1.0 | 4017  | 8361    | -        |

**Group 四、車輛支出情形**

| #  | Name | Label   | Type       | Format      | Valid | Invalid | Question |
|----|------|---|------------|-------------|-------|---------|----------|
| 1  | d1   | 四.1. 本車在99年是否仍需支付貸款   | discrete   | numeric-1.0 | 12378 | 0       | -        |
| 2  | d1a  | 四.1. 本車在99年是否仍需支付貸款(2)是, 平均每月貸款利息(不含本金)為                    | discrete   | numeric-1.0 | 922   | 11456   | -        |
| 3  | d1a1 | 四.1. 本車在99年是否仍需支付貸款(2)是, 平均每月貸款利息(不含本金)為[9]3,500元及以上(請註明—元) | continuous | numeric-5.0 | 76    | 12302   | -        |
| 4  | d2   | 四.2. 本車99年全年之保養維修費為   | discrete   | numeric-1.0 | 12148 | 230     | -        |
| 5  | d2a  | 四.2. 本車99年全年之保養維修費為[6]3萬元及以上(請註明—萬元)                        | discrete   | numeric-1.0 | 379   | 11999   | -        |
| 6  | d3   | 四.3. 本車99年平均一年之保險費(包含強制責任險及任意險)為                            | discrete   | numeric-1.0 | 12124 | 254     | -        |
| 7  | d3a  | 四.3. 本車99年平均一年之保險費(包含強制責任險及任意險)為[9]3.5萬元及以上(請註明—萬元)         | discrete   | numeric-1.0 | 82    | 12296   | -        |
| 8  | d4   | 四.4. 本車99年平均每月耗用之油費為  | discrete   | numeric-2.0 | 12191 | 187     | -        |
| 9  | d4a  | 四.4. 本車99年平均每月耗用之油費為[17]8,000元及以上(請註明—萬元)                   | discrete   | numeric-1.0 | 244   | 12134   | -        |
| 10 | d5   | 四.5. 本車99年平均每月的清潔費為(含洗車, 美容, 打蠟及車內清潔費用)                     | discrete   | numeric-1.0 | 12226 | 152     | -        |
| 11 | d5a  | 四.5. 本車99年平均每月的清潔費為[9]1,800元及以上(請註明—千元)(含洗車, 美容, 打蠟及車內清潔費用) | discrete   | numeric-1.0 | 91    | 12287   | -        |
| 12 | d6   | 四.6. 本車99年平均每月行駛高速公路之通行費(含ETC)為                             | discrete   | numeric-2.0 | 12171 | 207     | -        |
| 13 | d6a  | 四.6. 本車99年平均每月行駛高速公路之通行費(含ETC)為[11]1,600元及以上(請註明—元)         | continuous | numeric-4.0 | 180   | 12198   | -        |

**Group 六、駕駛人基本資料**

| # | Name | Label | Type | Format | Valid | Invalid | Question |
|---|------|-------|------|--------|-------|---------|----------|
|---|------|-------|------|--------|-------|---------|----------|

| #  | Name | Label  | Type       | Format      | Valid | Invalid | Question |
|----|------|--|------------|-------------|-------|---------|----------|
| 1  | f1   | 六.1.性別   | discrete   | numeric-1.0 | 12321 | 57      | -        |
| 2  | f2   | 六.2.年齡   | discrete   | numeric-1.0 | 12329 | 49      | -        |
| 3  | f3   | 六.3.教育程度   | discrete   | numeric-1.0 | 12305 | 73      | -        |
| 4  | f4   | 六.4.您目前有沒有就業   | discrete   | numeric-1.0 | 12378 | 0       | -        |
| 5  | f4a  | 六.4.您目前就業(2)是從事<br>哪種行業的工作                               | discrete   | numeric-2.0 | 9961  | 2417    | -        |
| 6  | f5   | 六.5.您平均每月之個人所得<br>(不含家庭其他成員所得)                           | discrete   | numeric-1.0 | 11595 | 783     | -        |
| 7  | f5a  | 六.5.您平均每月之個人所得<br>(9)8萬元及以上(請註明<br>一元)                   | continuous | numeric-6.0 | 355   | 12023   | -        |
| 8  | f6   | 六.6.您平常除了開車外,<br>是否有兼用其他交通工具                             | discrete   | numeric-1.0 | 12376 | 2       | -        |
| 9  | f6a  | 六.6.您平常除了開車外,<br>(1)最主要兼用之交通工具<br>為                      | discrete   | numeric-1.0 | 10195 | 2183    | -        |
| 10 | f7   | 六.7.本車目前最主要在那<br>一個縣市使用(若有跨縣市<br>使用者,請填選行駛時間花<br>費較多之縣市) | discrete   | numeric-2.0 | 12378 | 0       | -        |

### Group 權重

| # | Name | Label | Type       | Format      | Valid | Invalid | Question |
|---|------|-------|------------|-------------|-------|---------|----------|
| 1 | wi   | 權重    | continuous | numeric-4.0 | 12378 | 0       | -        |

# Variables Description

Dataset contains 75 variable(s)

|   |                    |  |                              |
|---|--------------------|--|------------------------------|
| File : data99   |                    |  |                              |
| # code: 樣本編號  |                    |  |                              |
| Information   |                    | [Type= continuous] [Format=numeric] [Range= 10003-250250] [Missing=*]      |                              |
| Statistics [NW/ W]  |                    | [Valid=12378 /-] [Invalid=0 /-] [Mean=111535.869 /-] [StdDev=79319.707 /-] |                              |
| # a1: 一.1. 本車使用屬性為  |                    |  |                              |
| Information   |                    | [Type= discrete] [Format=numeric] [Range= 1-2] [Missing=*]                 |                              |
| Statistics [NW/ W]  |                    | [Valid=12317 /-] [Invalid=61 /-]   |                              |
| Value   | Label              | Cases  | Percentage                   |
| 1   | 私人使用之車輛            | 11651  | <div><div></div></div> 94.6% |
| 2   | 專供公司行號或政府機關業務使用之車輛 | 666  | <div><div></div></div> 5.4%  |
| Sysmiss   |                    | 61   |                              |
| Warning: these figures indicate the number of cases found in the data file. They cannot be interpreted as summary statistics of the population of interest. |                    |  |                              |
| # a2: 一.2. 本車排檔系統為  |                    |  |                              |
| Information   |                    | [Type= discrete] [Format=numeric] [Range= 1-4] [Missing=*]                 |                              |
| Statistics [NW/ W]  |                    | [Valid=12281 /-] [Invalid=97 /-]   |                              |
| Value   | Label              | Cases  | Percentage                   |
| 1   | 自排                 | 10309  | <div><div></div></div> 83.9% |
| 2   | 手排                 | 1037   | <div><div></div></div> 8.4%  |
| 3   | 手自排                | 593  | <div><div></div></div> 4.8%  |
| 4   | 自手排                | 342  | <div><div></div></div> 2.8%  |
| Sysmiss   |                    | 97   |                              |
| Warning: these figures indicate the number of cases found in the data file. They cannot be interpreted as summary statistics of the population of interest. |                    |  |                              |
| # a3: 一.3. 本車使用燃料為  |                    |  |                              |
| Information   |                    | [Type= discrete] [Format=numeric] [Range= 1-8] [Missing=*]                 |                              |
| Statistics [NW/ W]  |                    | [Valid=12321 /-] [Invalid=57 /-]   |                              |
| Value   | Label              | Cases  | Percentage                   |
| 1   | 92無鉛汽油             | 1549   | <div><div></div></div> 12.6% |
| 2   | 95無鉛汽油             | 10031  | <div><div></div></div> 81.4% |
| 3   | 98無鉛汽油             | 599  | <div><div></div></div> 4.9%  |
| 4   | 酒精汽油               | 10   | <div><div></div></div> 0.1%  |
| 5   | 雙燃料(液化瓦斯/汽油)       | 13   | <div><div></div></div> 0.1%  |
| 6   | 雙燃料(電力/汽油)         | 3  | <div><div></div></div> 0.0%  |
| 7   | 柴油                 | 113  | <div><div></div></div> 0.9%  |
| 8   | 其他                 | 3  | <div><div></div></div> 0.0%  |
| Sysmiss   |                    | 57   |                              |
| Warning: these figures indicate the number of cases found in the data file. They cannot be interpreted as summary statistics of the population of interest. |                    |  |                              |
| # a4: 一.4. 本車購買(擁有)當時為: 新車/ 二手車   |                    |  |                              |
| Information   |                    | [Type= discrete] [Format=numeric] [Range= 1-2] [Missing=*]                 |                              |
| Statistics [NW/ W]  |                    | [Valid=12318 /-] [Invalid=60 /-]   |                              |
| Value   | Label              | Cases  | Percentage                   |
| 1   | 新車                 | 7566   | <div><div></div></div> 61.4% |
| 2   | 二手車                | 4752   | <div><div></div></div> 38.6% |
| Sysmiss   |                    | 60   |                              |

## File : data99

# a4: 一.4.本車購買(擁有)當時為:新車/二手車

*Warning: these figures indicate the number of cases found in the data file. They cannot be interpreted as summary statistics of the population of interest.*

# a4a: 一.4.本車購買(擁有)當時為(2)二手車;購買當時之車齡為

| Information        | [Type= discrete] [Format=numeric] [Range= 1-4] [Missing=*] |       |            |
|--------------------|--|-------|------------|
| Statistics [NW/ W] | [Valid=4579 /-] [Invalid=7799 /-]                          |       |            |
| Value              | Label  | Cases | Percentage |
| 1                  | 未滿3年   | 768   | 16.8%      |
| 2                  | 3~未滿6年   | 1067  | 23.3%      |
| 3                  | 6~未滿10年  | 1296  | 28.3%      |
| 4                  | 10年及以上   | 1448  | 31.6%      |
| Sysmiss            |  | 7799  |            |

*Warning: these figures indicate the number of cases found in the data file. They cannot be interpreted as summary statistics of the population of interest.*

# a5: 一.5.您府上目前擁有幾輛自用小客車(公司行號或政府機關業務用車免填)

| Information        | [Type= discrete] [Format=numeric] [Range= 1-4] [Missing=*] |       |            |
|--------------------|--|-------|------------|
| Statistics [NW/ W] | [Valid=11510 /-] [Invalid=868 /-]                          |       |            |
| Value              | Label  | Cases | Percentage |
| 1                  | 1輛   | 6617  | 57.5%      |
| 2                  | 2輛   | 3636  | 31.6%      |
| 3                  | 3輛   | 874   | 7.6%       |
| 4                  | 4輛以上   | 383   | 3.3%       |
| Sysmiss            |  | 868   |            |

*Warning: these figures indicate the number of cases found in the data file. They cannot be interpreted as summary statistics of the population of interest.*

# b1: 二.1.本車目前里程表上之里程數為

| Information        | [Type= discrete] [Format=numeric] [Range= 1-8] [Missing=*] |       |            |
|--------------------|--|-------|------------|
| Statistics [NW/ W] | [Valid=12039 /-] [Invalid=339 /-]                          |       |            |
| Value              | Label  | Cases | Percentage |
| 1                  | 未滿1萬公里   | 208   | 1.7%       |
| 2                  | 1~未滿4萬公里   | 1025  | 8.5%       |
| 3                  | 4~未滿8萬公里   | 2130  | 17.7%      |
| 4                  | 8~未滿12萬公里  | 2690  | 22.3%      |
| 5                  | 12~未滿16萬公里   | 2362  | 19.6%      |
| 6                  | 16~未滿20萬公里   | 1578  | 13.1%      |
| 7                  | 20~未滿24萬公里   | 1051  | 8.7%       |
| 8                  | 24公里及以上  | 995   | 8.3%       |
| Sysmiss            |  | 339   |            |

*Warning: these figures indicate the number of cases found in the data file. They cannot be interpreted as summary statistics of the population of interest.*

# b2: 99年全年行駛多少公里

| Information        | [Type= discrete] [Format=numeric] [Range= 1-11] [Missing=*] |       |            |
|--------------------|---|-------|------------|
| Statistics [NW/ W] | [Valid=11807 /-] [Invalid=571 /-]                           |       |            |
| Value              | Label   | Cases | Percentage |
| 1                  | 未滿2,500公里   | 1546  | 13.1%      |
| 2                  | 2,500~未滿5,000公里   | 1978  | 16.8%      |
| 3                  | 5,000~未滿7,500公里   | 1832  | 15.5%      |

## File : data99

### # b2: 99年全年行駛多少公里

| Value   | Label             | Cases | Percentage |
|---------|-------------------|-------|------------|
| 4       | 7,500~未滿10,000公里  | 2240  | 19.0%      |
| 5       | 10,000~未滿12,500公里 | 1729  | 14.6%      |
| 6       | 12,500~未滿15,000公里 | 754   | 6.4%       |
| 7       | 15,000~未滿17,500公里 | 437   | 3.7%       |
| 8       | 17,500~未滿20,000公里 | 506   | 4.3%       |
| 9       | 20,000~未滿22,500公里 | 785   | 6.6%       |
| 10      | 22,500~未滿25,000公里 | 0     |            |
| 11      | 25,000公里及以上       | 0     |            |
| Sysmiss |                   | 571   |            |

Warning: these figures indicate the number of cases found in the data file. They cannot be interpreted as summary statistics of the population of interest.

### # b31: 二.2. 本車在使用空調的情況下, (1)行駛一般道路, 平均每公升燃料可行駛多少公里

|                    |  |
|--------------------|--|
| Information        | [Type= discrete] [Format=numeric] [Range= 1-6] [Missing=*] |
| Statistics [NW/ W] | [Valid=11127 /-] [Invalid=1251 /-]                         |

| Value   | Label     | Cases | Percentage |
|---------|-----------|-------|------------|
| 1       | 未滿6公里     | 839   | 7.5%       |
| 2       | 6~未滿8公里   | 2541  | 22.8%      |
| 3       | 8~未滿10公里  | 3666  | 32.9%      |
| 4       | 10~未滿12公里 | 2663  | 23.9%      |
| 5       | 12~未滿14公里 | 1113  | 10.0%      |
| 6       | 14公里及以上   | 305   | 2.7%       |
| Sysmiss |           | 1251  |            |

Warning: these figures indicate the number of cases found in the data file. They cannot be interpreted as summary statistics of the population of interest.

### # b32: 二.2. 本車在使用空調的情況下, (2)行駛高速公路、快速道路平均每公升燃料可行駛多少公里(不會行駛者免填)

|                    |  |
|--------------------|--|
| Information        | [Type= discrete] [Format=numeric] [Range= 1-8] [Missing=*] |
| Statistics [NW/ W] | [Valid=9651 /-] [Invalid=2727 /-]                          |

| Value   | Label     | Cases | Percentage |
|---------|-----------|-------|------------|
| 1       | 未滿6公里     | 334   | 3.5%       |
| 2       | 6~未滿8公里   | 833   | 8.6%       |
| 3       | 8~未滿10公里  | 1604  | 16.6%      |
| 4       | 10~未滿12公里 | 2764  | 28.6%      |
| 5       | 12~未滿14公里 | 2093  | 21.7%      |
| 6       | 14~未滿16公里 | 811   | 8.4%       |
| 7       | 16~未滿18公里 | 255   | 2.6%       |
| 8       | 18公里及以上   | 957   | 9.9%       |
| Sysmiss |           | 2727  |            |







Warning: these figures indicate the number of cases found in the data file. They cannot be interpreted as summary statistics of the population of interest.

### # b4: 二.3. 本車通常每次乘坐人數(含駕駛人)為

|                    |  |
|--------------------|--|
| Information        | [Type= discrete] [Format=numeric] [Range= 1-6] [Missing=*] |
| Statistics [NW/ W] | [Valid=12240 /-] [Invalid=138 /-]                          |

## File : data99

# **b4:** 二.3.本車通常每次乘坐人數(含駕駛人)為

| Value   | Label | Cases | Percentage  |
|---------|-------|-------|---|
| 1       | 1人    | 3101  |  25.3% |
| 2       | 2人    | 4803  |  39.2% |
| 3       | 3人    | 2205  |  18.0% |
| 4       | 4人    | 1651  |  13.5% |
| 5       | 5人    | 416   |  3.4%  |
| 6       | 6人及以上 | 64    |  0.5%  |
| Sysmiss |       | 138   |   |

Warning: these figures indicate the number of cases found in the data file. They cannot be interpreted as summary statistics of the population of interest.

# **b5:** 二.4.您開車時有無收聽廣播

|                    |  |
|--------------------|--|
| Information        | [Type= discrete] [Format=numeric] [Range= 1-2] [Missing=*] |
| Statistics [NW/ W] | [Valid=12378 /-] [Invalid=0 /-]                            |

| Value | Label | Cases | Percentage  |
|-------|-------|-------|---|
| 1     | 從未收聽  | 2509  |  20.3% |
| 2     | 有收聽   | 9869  |  79.7% |

Warning: these figures indicate the number of cases found in the data file. They cannot be interpreted as summary statistics of the population of interest.

# **b51:** 二.4.您開車時(2)有收聽廣播,經常收聽之廣播電台為(複選)[1]警廣

|                    |  |
|--------------------|--|
| Information        | [Type= discrete] [Format=numeric] [Range= 0-1] [Missing=*] |
| Statistics [NW/ W] | [Valid=6091 /-] [Invalid=6287 /-]                          |

| Value   | Label  | Cases | Percentage   |
|---------|--------|-------|--|
| 0       | 未收聽此電台 | 0     |  |
| 1       | 有收聽此電台 | 6091  |  100.0% |
| Sysmiss |        | 6287  |  |

Warning: these figures indicate the number of cases found in the data file. They cannot be interpreted as summary statistics of the population of interest.

# **b52:** 二.4.您開車時(2)有收聽廣播,經常收聽之廣播電台為(複選)[2]中廣

|                    |  |
|--------------------|--|
| Information        | [Type= discrete] [Format=numeric] [Range= 0-1] [Missing=*] |
| Statistics [NW/ W] | [Valid=3666 /-] [Invalid=8712 /-]                          |

| Value   | Label  | Cases | Percentage   |
|---------|--------|-------|--|
| 0       | 未收聽此電台 | 0     |  |
| 1       | 有收聽此電台 | 3666  |  100.0% |
| Sysmiss |        | 8712  |  |

Warning: these figures indicate the number of cases found in the data file. They cannot be interpreted as summary statistics of the population of interest.

# **b53:** 二.4.您開車時(2)有收聽廣播,經常收聽之廣播電台為(複選)[3]飛碟

|                    |  |
|--------------------|--|
| Information        | [Type= discrete] [Format=numeric] [Range= 0-1] [Missing=*] |
| Statistics [NW/ W] | [Valid=1692 /-] [Invalid=10686 /-]                         |

| Value   | Label  | Cases | Percentage   |
|---------|--------|-------|--|
| 0       | 未收聽此電台 | 0     |  |
| 1       | 有收聽此電台 | 1692  |  100.0% |
| Sysmiss |        | 10686 |  |

Warning: these figures indicate the number of cases found in the data file. They cannot be interpreted as summary statistics of the population of interest.



|   |  |       |                    |
|---|--|-------|--------------------|
| <b>File : data99</b>  |  |       |                    |
| # b54: 二.4.您開車時(2)有收聽廣播,經常收聽之廣播電台為(複選)[4]愛樂   |  |       |                    |
| Information   | [Type= discrete] [Format=numeric] [Range= 0-1] [Missing=*] |       |                    |
| Statistics [NW/ W]  | [Valid=600 /-] [Invalid=11778 /-]                          |       |                    |
| Value   | Label  | Cases | Percentage         |
| 0   | 未收聽此電台   | 0     |                    |
| 1   | 有收聽此電台   | 600   | <div></div> 100.0% |
| Sysmiss   |  | 11778 |                    |
| Warning: these figures indicate the number of cases found in the data file. They cannot be interpreted as summary statistics of the population of interest. |  |       |                    |
| # b55: 二.4.您開車時(2)有收聽廣播,經常收聽之廣播電台為(複選)[5]NEWS98   |  |       |                    |
| Information   | [Type= discrete] [Format=numeric] [Range= 0-1] [Missing=*] |       |                    |
| Statistics [NW/ W]  | [Valid=869 /-] [Invalid=11509 /-]                          |       |                    |
| Value   | Label  | Cases | Percentage         |
| 0   | 未收聽此電台   | 0     |                    |
| 1   | 有收聽此電台   | 869   | <div></div> 100.0% |
| Sysmiss   |  | 11509 |                    |
| Warning: these figures indicate the number of cases found in the data file. They cannot be interpreted as summary statistics of the population of interest. |  |       |                    |
| # b56: 二.4.您開車時(2)有收聽廣播,經常收聽之廣播電台為(複選)[6]漢聲   |  |       |                    |
| Information   | [Type= discrete] [Format=numeric] [Range= 0-1] [Missing=*] |       |                    |
| Statistics [NW/ W]  | [Valid=207 /-] [Invalid=12171 /-]                          |       |                    |
| Value   | Label  | Cases | Percentage         |
| 0   | 未收聽此電台   | 0     |                    |
| 1   | 有收聽此電台   | 207   | <div></div> 100.0% |
| Sysmiss   |  | 12171 |                    |
| Warning: these figures indicate the number of cases found in the data file. They cannot be interpreted as summary statistics of the population of interest. |  |       |                    |
| # b57: 二.4.您開車時(2)有收聽廣播,經常收聽之廣播電台為(複選)[7]正聲   |  |       |                    |
| Information   | [Type= discrete] [Format=numeric] [Range= 0-1] [Missing=*] |       |                    |
| Statistics [NW/ W]  | [Valid=159 /-] [Invalid=12219 /-]                          |       |                    |
| Value   | Label  | Cases | Percentage         |
| 0   | 未收聽此電台   | 0     |                    |
| 1   | 有收聽此電台   | 159   | <div></div> 100.0% |
| Sysmiss   |  | 12219 |                    |
| Warning: these figures indicate the number of cases found in the data file. They cannot be interpreted as summary statistics of the population of interest. |  |       |                    |
| # b58: 二.4.您開車時(2)有收聽廣播,經常收聽之廣播電台為(複選)[8]各地市政電台   |  |       |                    |
| Information   | [Type= discrete] [Format=numeric] [Range= 0-1] [Missing=*] |       |                    |
| Statistics [NW/ W]  | [Valid=541 /-] [Invalid=11837 /-]                          |       |                    |
| Value   | Label  | Cases | Percentage         |
| 0   | 未收聽此電台   | 0     |                    |
| 1   | 有收聽此電台   | 541   | <div></div> 100.0% |
| Sysmiss   |  | 11837 |                    |
| Warning: these figures indicate the number of cases found in the data file. They cannot be interpreted as summary statistics of the population of interest. |  |       |                    |
| # b59: 二.4.您開車時(2)有收聽廣播,經常收聽之廣播電台為(複選)[9]其他電台   |  |       |                    |
| Information   | [Type= discrete] [Format=numeric] [Range= 0-1] [Missing=*] |       |                    |

## File : data99

# b59: 二.4. 您開車時(2)有收聽廣播, 經常收聽之廣播電台為(複選)[9]其他電台

Statistics [NW/ W] [Valid=1451 /-] [Invalid=10927 /-]

| Value   | Label  | Cases | Percentage |
|---------|--------|-------|------------|
| 0       | 未收聽此電台 | 0     |            |
| 1       | 有收聽此電台 | 1451  | 100.0%     |
| Sysmiss |        | 10927 |            |

Warning: these figures indicate the number of cases found in the data file. They cannot be interpreted as summary statistics of the population of interest.

# b6: 二.5. 本車是否有使用行車導航系統(GPS)(包括固定式及移動式)

Information [Type= discrete] [Format=numeric] [Range= 1-2] [Missing=\*]

Statistics [NW/ W] [Valid=12378 /-] [Invalid=0 /-]

| Value | Label | Cases | Percentage |
|-------|-------|-------|------------|
| 1     | 有     | 2769  | 22.4%      |
| 2     | 沒有    | 9609  | 77.6%      |

Warning: these figures indicate the number of cases found in the data file. They cannot be interpreted as summary statistics of the population of interest.

# b7: 二.6. 本車在99年有無發生過交通事故(含輕微擦撞)

Information [Type= discrete] [Format=numeric] [Range= 1-2] [Missing=\*]

Statistics [NW/ W] [Valid=12378 /-] [Invalid=0 /-]

| Value | Label | Cases | Percentage |
|-------|-------|-------|------------|
| 1     | 無     | 11092 | 89.6%      |
| 2     | 有     | 1286  | 10.4%      |

Warning: these figures indicate the number of cases found in the data file. They cannot be interpreted as summary statistics of the population of interest.

# b7a: 二.6. 本車在99年發生過交通事故(含輕微擦撞)(2)A.總事故次數為

Information [Type= discrete] [Format=numeric] [Range= 1-4] [Missing=\*]

Statistics [NW/ W] [Valid=1205 /-] [Invalid=11173 /-]

| Value   | Label | Cases | Percentage |
|---------|-------|-------|------------|
| 1       | 1次    | 961   | 79.8%      |
| 2       | 2次    | 194   | 16.1%      |
| 3       | 3次    | 36    | 3.0%       |
| 4       | 4次及以上 | 14    | 1.2%       |
| Sysmiss |       | 11173 |            |

Warning: these figures indicate the number of cases found in the data file. They cannot be interpreted as summary statistics of the population of interest.

# b7b1: 二.6. 本車在99年發生過交通事故(含輕微擦撞)(2)B.其中, 因a.使用行動電話引發之事故次數

Information [Type= discrete] [Format=numeric] [Range= 1-4] [Missing=\*]

Statistics [NW/ W] [Valid=776 /-] [Invalid=11602 /-]

| Value   | Label | Cases | Percentage |
|---------|-------|-------|------------|
| 1       | 無     | 729   | 93.9%      |
| 2       | 1次    | 39    | 5.0%       |
| 3       | 2次    | 6     | 0.8%       |
| 4       | 3次及以上 | 2     | 0.3%       |
| Sysmiss |       | 11602 |            |

Warning: these figures indicate the number of cases found in the data file. They cannot be interpreted as summary statistics of the population of interest.

## File : data99

# b7b2: 二.6. 本車在99年發生過交通事故(含輕微擦撞)(2)B.其中,因b.酒後駕車引發之事故次數

|                    |  |
|--------------------|--|
| Information        | [Type= discrete] [Format=numeric] [Range= 1-4] [Missing=*] |
| Statistics [NW/ W] | [Valid=759 /-] [Invalid=11619 /-]                          |

| Value   | Label | Cases | Percentage |
|---------|-------|-------|------------|
| 1       | 無     | 736   | 97.0%      |
| 2       | 1次    | 17    | 2.2%       |
| 3       | 2次    | 4     | 0.5%       |
| 4       | 3次及以上 | 2     | 0.3%       |
| Sysmiss |       | 11619 |            |

Warning: these figures indicate the number of cases found in the data file. They cannot be interpreted as summary statistics of the population of interest.

# b7b3: 二.6. 本車在99年發生過交通事故(含輕微擦撞)(2)B.其中,因c.超速或未保持安全距離引發之事故次數

|                    |  |
|--------------------|--|
| Information        | [Type= discrete] [Format=numeric] [Range= 1-4] [Missing=*] |
| Statistics [NW/ W] | [Valid=881 /-] [Invalid=11497 /-]                          |

| Value   | Label | Cases | Percentage |
|---------|-------|-------|------------|
| 1       | 無     | 654   | 74.2%      |
| 2       | 1次    | 200   | 22.7%      |
| 3       | 2次    | 26    | 3.0%       |
| 4       | 3次及以上 | 1     | 0.1%       |
| Sysmiss |       | 11497 |            |

Warning: these figures indicate the number of cases found in the data file. They cannot be interpreted as summary statistics of the population of interest.

# b7b4: 二.6. 本車在99年發生過交通事故(含輕微擦撞)(2)B.其中,因d.轉向或變換車道未打方向燈引發之事故次數

|                    |  |
|--------------------|--|
| Information        | [Type= discrete] [Format=numeric] [Range= 1-4] [Missing=*] |
| Statistics [NW/ W] | [Valid=820 /-] [Invalid=11558 /-]                          |

| Value   | Label | Cases | Percentage |
|---------|-------|-------|------------|
| 1       | 無     | 689   | 84.0%      |
| 2       | 1次    | 117   | 14.3%      |
| 3       | 2次    | 11    | 1.3%       |
| 4       | 3次及以上 | 3     | 0.4%       |
| Sysmiss |       | 11558 |            |

Warning: these figures indicate the number of cases found in the data file. They cannot be interpreted as summary statistics of the population of interest.

# b8: 二.7. 本車在99年平均每星期約使用幾天

|                    |  |
|--------------------|--|
| Information        | [Type= discrete] [Format=numeric] [Range= 1-8] [Missing=*] |
| Statistics [NW/ W] | [Valid=11936 /-] [Invalid=442 /-]                          |

| Value   | Label      | Cases | Percentage |
|---------|------------|-------|------------|
| 1       | 1天以下(未滿1天) | 960   | 8.0%       |
| 2       | 1天         | 981   | 8.2%       |
| 3       | 2天         | 1734  | 14.5%      |
| 4       | 3天         | 1602  | 13.4%      |
| 5       | 4天         | 883   | 7.4%       |
| 6       | 5天         | 1783  | 14.9%      |
| 7       | 6天         | 1997  | 16.7%      |
| 8       | 7天         | 1996  | 16.7%      |
| Sysmiss |            | 442   |            |

## File : data99

# b8: 二.7. 本車在99年平均每星期約使用幾天

*Warning: these figures indicate the number of cases found in the data file. They cannot be interpreted as summary statistics of the population of interest.*

# b9: 二.8. 本車在使用天數中, 平均一天約行駛多少時間

**Information** [Type= discrete] [Format=numeric] [Range= 1-8] [Missing=\*]

**Statistics [NW/ W]** [Valid=11876 /-] [Invalid=502 /-]

| Value   | Label   | Cases | Percentage |
|---------|---------|-------|------------|
| 1       | 未滿1小時   | 2980  | 25.1%      |
| 2       | 1~未滿2小時 | 4777  | 40.2%      |
| 3       | 2~未滿3小時 | 2517  | 21.2%      |
| 4       | 3~未滿4小時 | 792   | 6.7%       |
| 5       | 4~未滿5小時 | 358   | 3.0%       |
| 6       | 5~未滿6小時 | 250   | 2.1%       |
| 7       | 6~未滿7小時 | 95    | 0.8%       |
| 8       | 7小時及以上  | 107   | 0.9%       |
| Sysmiss |         | 502   |            |

*Warning: these figures indicate the number of cases found in the data file. They cannot be interpreted as summary statistics of the population of interest.*

# b10: 二.9. 您使用本車最主要用途為

**Information** [Type= discrete] [Format=numeric] [Range= 1-7] [Missing=\*]

**Statistics [NW/ W]** [Valid=11917 /-] [Invalid=461 /-]

| Value   | Label      | Cases | Percentage |
|---------|------------|-------|------------|
| 1       | 上下班        | 5046  | 42.3%      |
| 2       | 上下學        | 212   | 1.8%       |
| 3       | 探視或接送親人、小孩 | 2759  | 23.2%      |
| 4       | 洽公或業務使用    | 1371  | 11.5%      |
| 5       | 休閒         | 1821  | 15.3%      |
| 6       | 購物         | 470   | 3.9%       |
| 7       | 其他         | 238   | 2.0%       |
| Sysmiss |            | 461   |            |

*Warning: these figures indicate the number of cases found in the data file. They cannot be interpreted as summary statistics of the population of interest.*

# b11a: 二.10. 針對使用本車最主要用途, A. 您平均每星期約使用幾天

**Information** [Type= discrete] [Format=numeric] [Range= 1-8] [Missing=\*]

**Statistics [NW/ W]** [Valid=11989 /-] [Invalid=389 /-]

| Value   | Label      | Cases | Percentage |
|---------|------------|-------|------------|
| 1       | 1天以下(未滿1天) | 1270  | 10.6%      |
| 2       | 1天         | 1151  | 9.6%       |
| 3       | 2天         | 1848  | 15.4%      |
| 4       | 3天         | 1458  | 12.2%      |
| 5       | 4天         | 873   | 7.3%       |
| 6       | 5天         | 2429  | 20.3%      |
| 7       | 6天         | 1632  | 13.6%      |
| 8       | 7天         | 1328  | 11.1%      |
| Sysmiss |            | 389   |            |

*Warning: these figures indicate the number of cases found in the data file. They cannot be interpreted as summary statistics of the population of interest.*

## File : data99

# **b11b:** 二.10. 針對使用本車最主要用途, B. 在使用的天數中, 您平均每天約使用幾次(來回算**1**次)

|                           |  |
|---------------------------|--|
| <b>Information</b>        | [Type= discrete] [Format=numeric] [Range= 1-5] [Missing=*] |
| <b>Statistics [NW/ W]</b> | [Valid=11807 /-] [Invalid=571 /-]                          |

| Value   | Label | Cases | Percentage |
|---------|-------|-------|------------|
| 1       | 1次    | 5882  | 49.8%      |
| 2       | 2次    | 4155  | 35.2%      |
| 3       | 3次    | 1172  | 9.9%       |
| 4       | 4次    | 352   | 3.0%       |
| 5       | 5次及以上 | 246   | 2.1%       |
| Sysmiss |       | 571   |            |

*Warning: these figures indicate the number of cases found in the data file. They cannot be interpreted as summary statistics of the population of interest.*

# **b11c:** 二.10. 針對使用本車最主要用途, C. 本車平均每次(來回算**1**次)約行駛多少時間

|                           |  |
|---------------------------|--|
| <b>Information</b>        | [Type= discrete] [Format=numeric] [Range= 1-9] [Missing=*] |
| <b>Statistics [NW/ W]</b> | [Valid=11864 /-] [Invalid=514 /-]                          |

| Value   | Label     | Cases | Percentage |
|---------|-----------|-------|------------|
| 1       | 未滿半小時     | 1592  | 13.4%      |
| 2       | 半小時~未滿1小時 | 4455  | 37.6%      |
| 3       | 1~未滿2小時   | 3631  | 30.6%      |
| 4       | 2~未滿3小時   | 1287  | 10.8%      |
| 5       | 3~未滿4小時   | 485   | 4.1%       |
| 6       | 4~未滿5小時   | 187   | 1.6%       |
| 7       | 5~未滿6小時   | 110   | 0.9%       |
| 8       | 6~未滿7小時   | 54    | 0.5%       |
| 9       | 7小時及以上    | 63    | 0.5%       |
| Sysmiss |           | 514   |            |

*Warning: these figures indicate the number of cases found in the data file. They cannot be interpreted as summary statistics of the population of interest.*

# **b11d:** 二.10. 針對使用本車最主要用途, D. 本車平均每次(來回算**1**次)約行駛多少公里

|                           |   |
|---------------------------|---|
| <b>Information</b>        | [Type= discrete] [Format=numeric] [Range= 1-10] [Missing=*] |
| <b>Statistics [NW/ W]</b> | [Valid=11700 /-] [Invalid=678 /-]                           |

| Value   | Label            | Cases | Percentage |
|---------|------------------|-------|------------|
| 1       | 未滿10公里           | 2224  | 19.0%      |
| 2       | 10~未滿20公里        | 3304  | 28.2%      |
| 3       | 20~未滿40公里        | 2873  | 24.6%      |
| 4       | 40~未滿60公里        | 1367  | 11.7%      |
| 5       | 60~未滿80公里        | 760   | 6.5%       |
| 6       | 80~未滿100公里       | 431   | 3.7%       |
| 7       | 100~未滿120公里      | 240   | 2.1%       |
| 8       | 120~未滿160公里      | 213   | 1.8%       |
| 9       | 160~未滿200公里      | 169   | 1.4%       |
| 10      | 200公里及以上(請註明—公里) | 119   | 1.0%       |
| Sysmiss |                  | 678   |            |

*Warning: these figures indicate the number of cases found in the data file. They cannot be interpreted as summary statistics of the population of interest.*

|   |                    |  |                              |
|---|--------------------|--|------------------------------|
| File : data99   |                    |  |                              |
| #b11d1: 二.10. 針對使用本車最主要用途,D. 本車平均每次(來回算1次)約行駛多少公里[10]200公里及以上(請註明—公里)   |                    |  |                              |
| Information   |                    | [Type= continuous] [Format=numeric] [Range= 200-900] [Missing=*]       |                              |
| Statistics [NW/ W]  |                    | [Valid=95 /-] [Invalid=12283 /-] [Mean=330.568 /-] [StdDev=149.998 /-] |                              |
| #b12: 二.11. 本車在居家附近的主要停車位是(公司行號或政府機關業務用車免填)   |                    |  |                              |
| Information   |                    | [Type= discrete] [Format=numeric] [Range= 1-7] [Missing=*]             |                              |
| Statistics [NW/ W]  |                    | [Valid=11305 /-] [Invalid=1073 /-]                                     |                              |
| Value   | Label              | Cases  | Percentage                   |
| 1   | 自有停車位(含自宅庭院、自購停車位) | 7254   | <div><div></div></div> 64.2% |
| 2   | 長期租用停車位            | 1159   | <div><div></div></div> 10.3% |
| 3   | 路邊停車格內             | 497  | <div><div></div></div> 4.4%  |
| 4   | 未劃停車位之路邊           | 774  | <div><div></div></div> 6.8%  |
| 5   | 巷弄內                | 880  | <div><div></div></div> 7.8%  |
| 6   | 路外之空地上             | 651  | <div><div></div></div> 5.8%  |
| 7   | 其他                 | 90   | <div><div></div></div> 0.8%  |
| Sysmiss   |                    | 1073   |                              |
| Warning: these figures indicate the number of cases found in the data file. They cannot be interpreted as summary statistics of the population of interest. |                    |  |                              |
| #b13: 二.12. 您在居家附近通常每次尋找停車位的時間為(公司行號或政府機關業務用車免填)  |                    |  |                              |
| Information   |                    | [Type= discrete] [Format=numeric] [Range= 1-6] [Missing=*]             |                              |
| Statistics [NW/ W]  |                    | [Valid=11237 /-] [Invalid=1141 /-]                                     |                              |
| Value   | Label              | Cases  | Percentage                   |
| 1   | 無需尋找               | 9407   | <div><div></div></div> 83.7% |
| 2   | 未滿5分鐘              | 735  | <div><div></div></div> 6.5%  |
| 3   | 5~未滿10分鐘           | 580  | <div><div></div></div> 5.2%  |
| 4   | 10~未滿15分鐘          | 254  | <div><div></div></div> 2.3%  |
| 5   | 15~未滿30分鐘          | 157  | <div><div></div></div> 1.4%  |
| 6   | 30分鐘及以上            | 104  | <div><div></div></div> 0.9%  |
| Sysmiss   |                    | 1141   |                              |
| Warning: these figures indicate the number of cases found in the data file. They cannot be interpreted as summary statistics of the population of interest. |                    |  |                              |
| #b14: 二.13. 您平均每月花費在居家附近的停車費約(公司行號或政府機關業務用車免填)  |                    |  |                              |
| Information   |                    | [Type= discrete] [Format=numeric] [Range= 1-8] [Missing=*]             |                              |
| Statistics [NW/ W]  |                    | [Valid=11172 /-] [Invalid=1206 /-]                                     |                              |
| Value   | Label              | Cases  | Percentage                   |
| 1   | 無停車費               | 9514   | <div><div></div></div> 85.2% |
| 2   | 未滿500元             | 412  | <div><div></div></div> 3.7%  |
| 3   | 500~未滿1,500元       | 403  | <div><div></div></div> 3.6%  |
| 4   | 1,500~未滿2,500元     | 367  | <div><div></div></div> 3.3%  |
| 5   | 2,500~未滿3,500元     | 320  | <div><div></div></div> 2.9%  |
| 6   | 3,500~未滿4,500元     | 99   | <div><div></div></div> 0.9%  |
| 7   | 4,500~未滿5,500元     | 32   | <div><div></div></div> 0.3%  |
| 8   | 5,500元及以上(請註明—元)   | 25   | <div><div></div></div> 0.2%  |
| Sysmiss   |                    | 1206   |                              |
| Warning: these figures indicate the number of cases found in the data file. They cannot be interpreted as summary statistics of the population of interest. |                    |  |                              |

## File : data99

# **b14a:** 二.13. 您平均每月花費在居家附近的停車費約[8]5,500元及以上(請註明—千元)(公司行號或政府機關業務用車免填)

**Information** [Type= discrete] [Format=numeric] [Range= 6-9] [Missing=\*]

**Statistics [NW/ W]** [Valid=18 /-] [Invalid=12360 /-]

| Value   | Label | Cases | Percentage |
|---------|-------|-------|------------|
| 6       |       | 13    | 72.2%      |
| 8       |       | 3     | 16.7%      |
| 9       |       | 2     | 11.1%      |
| Sysmiss |       | 12360 |            |

Warning: these figures indicate the number of cases found in the data file. They cannot be interpreted as summary statistics of the population of interest.

# **c1:** 三.1. 本車在工作(上學)地點附近的主要停車位是

**Information** [Type= discrete] [Format=numeric] [Range= 1-7] [Missing=\*]

**Statistics [NW/ W]** [Valid=4953 /-] [Invalid=7425 /-]

| Value   | Label              | Cases | Percentage |
|---------|--------------------|-------|------------|
| 1       | 公司(學校)免費提供停車位      | 2823  | 57.0%      |
| 2       | 公司(學校)提供付費停車位      | 490   | 9.9%       |
| 3       | 自行於公司(學校)附近長期租用停車位 | 229   | 4.6%       |
| 4       | 按次或計時收費停車位         | 199   | 4.0%       |
| 5       | 路邊或巷弄內之免費停車位       | 762   | 15.4%      |
| 6       | 路外空地上之免費停車位        | 398   | 8.0%       |
| 7       | 其他                 | 52    | 1.0%       |
| Sysmiss |                    | 7425  |            |

Warning: these figures indicate the number of cases found in the data file. They cannot be interpreted as summary statistics of the population of interest.

# **c2:** 三.2. 您在工作(上學)地點附近, 通常每次尋找停車位的時間為

**Information** [Type= discrete] [Format=numeric] [Range= 1-6] [Missing=\*]

**Statistics [NW/ W]** [Valid=4982 /-] [Invalid=7396 /-]

| Value   | Label     | Cases | Percentage |
|---------|-----------|-------|------------|
| 1       | 無需尋找      | 3643  | 73.1%      |
| 2       | 未滿5分鐘     | 823   | 16.5%      |
| 3       | 5~未滿10分鐘  | 308   | 6.2%       |
| 4       | 10~未滿15分鐘 | 99    | 2.0%       |
| 5       | 15~未滿30分鐘 | 83    | 1.7%       |
| 6       | 30分鐘及以上   | 26    | 0.5%       |
| Sysmiss |           | 7396  |            |

Warning: these figures indicate the number of cases found in the data file. They cannot be interpreted as summary statistics of the population of interest.

# **c3:** 三.3. 您平均每月花費在工作(上學)地點附近之停車費約

**Information** [Type= discrete] [Format=numeric] [Range= 1-8] [Missing=\*]

**Statistics [NW/ W]** [Valid=4986 /-] [Invalid=7392 /-]

| Value | Label          | Cases | Percentage |
|-------|----------------|-------|------------|
| 1     | 無停車費           | 4061  | 81.4%      |
| 2     | 未滿500元         | 272   | 5.5%       |
| 3     | 500~未滿1,500元   | 374   | 7.5%       |
| 4     | 1,500~未滿2,500元 | 138   | 2.8%       |

## File : data99

# **c3:** 三.3. 您平均每月花費在工作(上學)地點附近之停車費約

| Value   | Label            | Cases | Percentage |
|---------|------------------|-------|------------|
| 5       | 2,500~未滿3,500元   | 79    | 1.6%       |
| 6       | 3,500~未滿4,500元   | 33    | 0.7%       |
| 7       | 4,500~未滿5,500元   | 14    | 0.3%       |
| 8       | 5,500元及以上(請註明—元) | 15    | 0.3%       |
| Sysmiss |                  | 7392  |            |

Warning: these figures indicate the number of cases found in the data file. They cannot be interpreted as summary statistics of the population of interest.

# **c3a:** 三.3. 您平均每月花費在工作(上學)地點附近之停車費約[8]5,500元及以上(請註明—千元)

|                    |  |
|--------------------|--|
| Information        | [Type= discrete] [Format=numeric] [Range= 6-8] [Missing=*] |
| Statistics [NW/ W] | [Valid=13 /-] [Invalid=12365 /-]                           |

| Value   | Label | Cases | Percentage |
|---------|-------|-------|------------|
| 6       |       | 6     | 46.2%      |
| 7       |       | 5     | 38.5%      |
| 8       |       | 2     | 15.4%      |
| Sysmiss |       | 12365 |            |

Warning: these figures indicate the number of cases found in the data file. They cannot be interpreted as summary statistics of the population of interest.

# **c4:** 三.4. 您未來3年內(100~102年)通勤(學)時是否會考慮完全使用公共運輸工具(如公車、捷運、火車及高鐵)來代替汽車

|                    |  |
|--------------------|--|
| Information        | [Type= discrete] [Format=numeric] [Range= 1-2] [Missing=*] |
| Statistics [NW/ W] | [Valid=5258 /-] [Invalid=7120 /-]                          |

| Value   | Label | Cases | Percentage |
|---------|-------|-------|------------|
| 1       | 會     | 915   | 17.4%      |
| 2       | 不會    | 4343  | 82.6%      |
| Sysmiss |       | 7120  |            |

Warning: these figures indicate the number of cases found in the data file. They cannot be interpreted as summary statistics of the population of interest.

# **c4a:** 三.4. 您未來3年內(100~102年)通勤(學)時(1)會考慮完全使用以何種公共運輸工具來代替汽車

|                    |  |
|--------------------|--|
| Information        | [Type= discrete] [Format=numeric] [Range= 1-5] [Missing=*] |
| Statistics [NW/ W] | [Valid=663 /-] [Invalid=11715 /-]                          |

| Value   | Label    | Cases | Percentage |
|---------|----------|-------|------------|
| 1       | 公車(含客運車) | 273   | 41.2%      |
| 2       | 捷運       | 228   | 34.4%      |
| 3       | 火車       | 84    | 12.7%      |
| 4       | 高鐵       | 39    | 5.9%       |
| 5       | 其他       | 39    | 5.9%       |
| Sysmiss |          | 11715 |            |

Warning: these figures indicate the number of cases found in the data file. They cannot be interpreted as summary statistics of the population of interest.

# **c4b:** 三.4. 您未來3年內(100~102年)通勤(學)時(2)不會考慮使用公共運輸工具來代替,最主要原因

|                    |  |
|--------------------|--|
| Information        | [Type= discrete] [Format=numeric] [Range= 1-7] [Missing=*] |
| Statistics [NW/ W] | [Valid=4017 /-] [Invalid=8361 /-]                          |

| Value | Label            | Cases | Percentage |
|-------|------------------|-------|------------|
| 1     | 上班(學)搭乘公共運輸工具不方便 | 2699  | 67.2%      |
| 2     | 較費時              | 247   | 6.1%       |



## File : data99

# c4b: 三.4. 您未來3年內(100~102年)通勤(學)時(2)不會考慮使用公共運輸工具來代替,最主要原因

| Value   | Label     | Cases | Percentage |
|---------|-----------|-------|------------|
| 3       | 通勤成本較高    | 41    | 1.0%       |
| 4       | 機動性較低     | 386   | 9.6%       |
| 5       | 工作地點不固定   | 217   | 5.4%       |
| 6       | 業務須使用自用汽車 | 225   | 5.6%       |
| 7       | 其他        | 202   | 5.0%       |
| Sysmiss |           | 8361  |            |

Warning: these figures indicate the number of cases found in the data file. They cannot be interpreted as summary statistics of the population of interest.

# d1: 四.1. 本車在99年是否仍需支付貸款

|                    |  |
|--------------------|--|
| Information        | [Type= discrete] [Format=numeric] [Range= 1-2] [Missing=*] |
| Statistics [NW/ W] | [Valid=12378 /-] [Invalid=0 /-]                            |

| Value | Label | Cases | Percentage |
|-------|-------|-------|------------|
| 1     | 否     | 11414 | 92.2%      |
| 2     | 是     | 964   | 7.8%       |

Warning: these figures indicate the number of cases found in the data file. They cannot be interpreted as summary statistics of the population of interest.

# d1a: 四.1. 本車在99年是否仍需支付貸款(2)是,平均每月貸款利息(不含本金)為

|                    |  |
|--------------------|--|
| Information        | [Type= discrete] [Format=numeric] [Range= 1-9] [Missing=*] |
| Statistics [NW/ W] | [Valid=922 /-] [Invalid=11456 /-]                          |

| Value   | Label            | Cases | Percentage |
|---------|------------------|-------|------------|
| 1       | 0元(無息)           | 367   | 39.8%      |
| 2       | 未滿500元           | 76    | 8.2%       |
| 3       | 500~未滿1,000元     | 91    | 9.9%       |
| 4       | 1,000~未滿1,500元   | 118   | 12.8%      |
| 5       | 1,500~未滿2,000元   | 67    | 7.3%       |
| 6       | 2,000~未滿2,500元   | 37    | 4.0%       |
| 7       | 2,500~未滿3,000元   | 22    | 2.4%       |
| 8       | 3,000~未滿3,500元   | 42    | 4.6%       |
| 9       | 3,500元及以上(請註明—元) | 102   | 11.1%      |
| Sysmiss |                  | 11456 |            |

Warning: these figures indicate the number of cases found in the data file. They cannot be interpreted as summary statistics of the population of interest.

|   |                   |  |                              |
|---|-------------------|--|------------------------------|
| # d1a1: 四.1. 本車在99年是否仍需支付貸款(2)是, 平均每月貸款利息(不含本金)為[9]3,500元及以上(請註明__元)  |                   |  |                              |
| Information   |                   | [Type= continuous] [Format=numeric] [Range= 3500-28000] [Missing=*]      |                              |
| Statistics [NW/ W]  |                   | [Valid=76 /-] [Invalid=12302 /-] [Mean=8473.276 /-] [StdDev=4555.281 /-] |                              |
| # d2: 四.2. 本車99年全年之保養維修費為   |                   |  |                              |
| Information   |                   | [Type= discrete] [Format=numeric] [Range= 1-6] [Missing=*]               |                              |
| Statistics [NW/ W]  |                   | [Valid=12148 /-] [Invalid=230 /-]  |                              |
| Value   | Label             | Cases  | Percentage                   |
| 1   | 未滿2千元             | 579  | <div><div></div></div> 4.8%  |
| 2   | 2千~未滿5千元          | 2479   | <div><div></div></div> 20.4% |
| 3   | 5千~未滿1萬元          | 3902   | <div><div></div></div> 32.1% |
| 4   | 1萬~未滿2萬元          | 2872   | <div><div></div></div> 23.6% |
| 5   | 2萬~未滿3萬元          | 1754   | <div><div></div></div> 14.4% |
| 6   | 3萬元及以上(請註明__萬元)   | 562  | <div><div></div></div> 4.6%  |
| Sysmiss   |                   | 230  |                              |
| Warning: these figures indicate the number of cases found in the data file. They cannot be interpreted as summary statistics of the population of interest. |                   |  |                              |
| # d2a: 四.2. 本車99年全年之保養維修費為[6]3萬元及以上(請註明__萬元)  |                   |  |                              |
| Information   |                   | [Type= discrete] [Format=numeric] [Range= 3-9] [Missing=*]               |                              |
| Statistics [NW/ W]  |                   | [Valid=379 /-] [Invalid=11999 /-]  |                              |
| Value   | Label             | Cases  | Percentage                   |
| 3   |                   | 122  | <div><div></div></div> 32.2% |
| 4   |                   | 70   | <div><div></div></div> 18.5% |
| 5   |                   | 105  | <div><div></div></div> 27.7% |
| 6   |                   | 41   | <div><div></div></div> 10.8% |
| 7   |                   | 13   | <div><div></div></div> 3.4%  |
| 8   |                   | 14   | <div><div></div></div> 3.7%  |
| 9   |                   | 14   | <div><div></div></div> 3.7%  |
| Sysmiss   |                   | 11999  |                              |
| Warning: these figures indicate the number of cases found in the data file. They cannot be interpreted as summary statistics of the population of interest. |                   |  |                              |
| # d3: 四.3. 本車99年平均一年之保險費(包含強制責任險及任意險)為  |                   |  |                              |
| Information   |                   | [Type= discrete] [Format=numeric] [Range= 1-9] [Missing=*]               |                              |
| Statistics [NW/ W]  |                   | [Valid=12124 /-] [Invalid=254 /-]  |                              |
| Value   | Label             | Cases  | Percentage                   |
| 1   | 未滿2千元             | 2030   | <div><div></div></div> 16.7% |
| 2   | 2千~未滿5千元          | 6048   | <div><div></div></div> 49.9% |
| 3   | 5千~未滿1萬元          | 2591   | <div><div></div></div> 21.4% |
| 4   | 1萬 ~未滿1.5萬元       | 630  | <div><div></div></div> 5.2%  |
| 5   | 1.5萬 ~未滿2萬元       | 350  | <div><div></div></div> 2.9%  |
| 6   | 2萬 ~未滿2.5萬元       | 159  | <div><div></div></div> 1.3%  |
| 7   | 2.5萬~未滿3萬元        | 94   | <div><div></div></div> 0.8%  |
| 8   | 3萬~未滿3.5萬元        | 108  | <div><div></div></div> 0.9%  |
| 9   | 3.5萬元及以上(請註明__萬元) | 114  | <div><div></div></div> 0.9%  |
| Sysmiss   |                   | 254  |                              |
| Warning: these figures indicate the number of cases found in the data file. They cannot be interpreted as summary statistics of the population of interest. |                   |  |                              |

| # d3a: 四.3. 本車99年平均一年之保險費(包含強制責任險及任意險)為[9]3.5萬元及以上(請註明__萬元)   |   |       |                   |
|---|---|-------|-------------------|
| Information   | [Type= discrete] [Format=numeric] [Range= 4-9] [Missing=*]  |       |                   |
| Statistics [NW/ W]  | [Valid=82 /-] [Invalid=12296 /-]                            |       |                   |
| Value   | Label   | Cases | Percentage        |
| 4   |   | 36    | <div></div> 43.9% |
| 5   |   | 25    | <div></div> 30.5% |
| 6   |   | 11    | <div></div> 13.4% |
| 7   |   | 5     | <div></div> 6.1%  |
| 8   |   | 2     | <div></div> 2.4%  |
| 9   |   | 3     | <div></div> 3.7%  |
| Sysmiss   |   | 12296 |                   |
| Warning: these figures indicate the number of cases found in the data file. They cannot be interpreted as summary statistics of the population of interest. |   |       |                   |
| # d4: 四.4. 本車99年平均每月耗用之油費為  |   |       |                   |
| Information   | [Type= discrete] [Format=numeric] [Range= 1-17] [Missing=*] |       |                   |
| Statistics [NW/ W]  | [Valid=12191 /-] [Invalid=187 /-]                           |       |                   |
| Value   | Label   | Cases | Percentage        |
| 1   | 未滿500元  | 374   | <div></div> 3.1%  |
| 2   | 500~未滿1,000元  | 966   | <div></div> 7.9%  |
| 3   | 1,000~未滿1,500元  | 1307  | <div></div> 10.7% |
| 4   | 1,500~未滿2,000元  | 1413  | <div></div> 11.6% |
| 5   | 2,000~未滿2,500元  | 1327  | <div></div> 10.9% |
| 6   | 2,500~未滿3,000元  | 1168  | <div></div> 9.6%  |
| 7   | 3,000~未滿3,500元  | 1120  | <div></div> 9.2%  |
| 8   | 3,500~未滿4,000元  | 948   | <div></div> 7.8%  |
| 9   | 4,000~未滿4,500元  | 554   | <div></div> 4.5%  |
| 10  | 4,500~未滿5,000元  | 862   | <div></div> 7.1%  |
| 11  | 5,000~未滿5,500元  | 516   | <div></div> 4.2%  |
| 12  | 5,500~未滿6,000元  | 361   | <div></div> 3.0%  |
| 13  | 6,000~未滿6,500元  | 273   | <div></div> 2.2%  |
| 14  | 6,500~未滿7,000元  | 210   | <div></div> 1.7%  |
| 15  | 7,000~未滿7,500元  | 138   | <div></div> 1.1%  |
| 16  | 7,500~未滿8,000元  | 303   | <div></div> 2.5%  |
| 17  | 8,000元及以上(請註明__元)   | 351   | <div></div> 2.9%  |
| Sysmiss   |   | 187   |                   |
| Warning: these figures indicate the number of cases found in the data file. They cannot be interpreted as summary statistics of the population of interest. |   |       |                   |
| # d4a: 四.4. 本車99年平均每月耗用之油費為[17]8,000元及以上(請註明__萬元)   |   |       |                   |
| Information   | [Type= discrete] [Format=numeric] [Range= 1-9] [Missing=*]  |       |                   |
| Statistics [NW/ W]  | [Valid=244 /-] [Invalid=12134 /-]                           |       |                   |
| Value   | Label   | Cases | Percentage        |
| 1   |   | 142   | <div></div> 58.2% |
| 2   |   | 19    | <div></div> 7.8%  |
| 3   |   | 4     | <div></div> 1.6%  |
| 4   |   | 3     | <div></div> 1.2%  |
| 7   |   | 1     | <div></div> 0.4%  |
| 8   |   | 56    | <div></div> 23.0% |

| # d4a: 四.4. 本車99年平均每月耗用之油費為[17]8,000元及以上(請註明—萬元)  |   |       |                   |
|---|---|-------|-------------------|
| Value   | Label   | Cases | Percentage        |
| 9   |   | 19    | <div></div> 7.8%  |
| Sysmiss   |   | 12134 |                   |
| Warning: these figures indicate the number of cases found in the data file. They cannot be interpreted as summary statistics of the population of interest. |   |       |                   |
| # d5: 四.5. 本車99年平均每月的清潔費為(含洗車,美容,打蠟及車內清潔費用)   |   |       |                   |
| Information   | [Type= discrete] [Format=numeric] [Range= 1-9] [Missing=*]  |       |                   |
| Statistics [NW/ W]  | [Valid=12226 /-] [Invalid=152 /-]                           |       |                   |
| Value   | Label   | Cases | Percentage        |
| 1   | 無   | 4449  | <div></div> 36.4% |
| 2   | 未滿150元  | 1817  | <div></div> 14.9% |
| 3   | 150~未滿300元  | 1951  | <div></div> 16.0% |
| 4   | 300~未滿600元  | 1809  | <div></div> 14.8% |
| 5   | 600~未滿900元  | 910   | <div></div> 7.4%  |
| 6   | 900~未滿1,200元  | 646   | <div></div> 5.3%  |
| 7   | 1,200~未滿1,500元  | 249   | <div></div> 2.0%  |
| 8   | 1,500~未滿1,800元  | 255   | <div></div> 2.1%  |
| 9   | 1,800元及以上(請註明—元)  | 140   | <div></div> 1.1%  |
| Sysmiss   |   | 152   |                   |
| Warning: these figures indicate the number of cases found in the data file. They cannot be interpreted as summary statistics of the population of interest. |   |       |                   |
| # d5a: 四.5. 本車99年平均每月的清潔費為[9]1,800元及以上(請註明—千元)(含洗車,美容,打蠟及車內清潔費用)  |   |       |                   |
| Information   | [Type= discrete] [Format=numeric] [Range= 2-8] [Missing=*]  |       |                   |
| Statistics [NW/ W]  | [Valid=91 /-] [Invalid=12287 /-]                            |       |                   |
| Value   | Label   | Cases | Percentage        |
| 2   |   | 52    | <div></div> 57.1% |
| 3   |   | 17    | <div></div> 18.7% |
| 4   |   | 7     | <div></div> 7.7%  |
| 5   |   | 5     | <div></div> 5.5%  |
| 6   |   | 6     | <div></div> 6.6%  |
| 7   |   | 3     | <div></div> 3.3%  |
| 8   |   | 1     | <div></div> 1.1%  |
| Sysmiss   |   | 12287 |                   |
| Warning: these figures indicate the number of cases found in the data file. They cannot be interpreted as summary statistics of the population of interest. |   |       |                   |
| # d6: 四.6. 本車99年平均每月行駛高速公路之通行費(含ETC)為   |   |       |                   |
| Information   | [Type= discrete] [Format=numeric] [Range= 1-11] [Missing=*] |       |                   |
| Statistics [NW/ W]  | [Valid=12171 /-] [Invalid=207 /-]                           |       |                   |
| Value   | Label   | Cases | Percentage        |
| 1   | 無   | 2965  | <div></div> 24.4% |
| 2   | 未滿100元  | 1919  | <div></div> 15.8% |
| 3   | 100~未滿200元  | 1967  | <div></div> 16.2% |
| 4   | 200~未滿300元  | 1270  | <div></div> 10.4% |
| 5   | 300~未滿400元  | 1291  | <div></div> 10.6% |
| 6   | 400~未滿600元  | 855   | <div></div> 7.0%  |
| 7   | 600~未滿800元  | 465   | <div></div> 3.8%  |
| 8   | 800~未滿1,000元  | 564   | <div></div> 4.6%  |

| # d6: 四.6. 本車99年平均每月行駛高速公路之通行費(含ETC)為   |   |       |                              |
|---|---|-------|------------------------------|
| Value   | Label   | Cases | Percentage                   |
| 9   | 1,000~未滿1,200元  | 267   | <div><div></div></div> 2.2%  |
| 10  | 1,200~未滿1,600元  | 354   | <div><div></div></div> 2.9%  |
| 11  | 1,600元及以上(請註明—元)  | 254   | <div><div></div></div> 2.1%  |
| Sysmiss   |   | 207   |                              |
| Warning: these figures indicate the number of cases found in the data file. They cannot be interpreted as summary statistics of the population of interest. |   |       |                              |
| # d6a: 四.6. 本車99年平均每月行駛高速公路之通行費(含ETC)為[11]1,600元及以上(請註明—元)  |   |       |                              |
| Information   | [Type= continuous] [Format=numeric] [Range= 1600-9000] [Missing=*]        |       |                              |
| Statistics [NW/ W]  | [Valid=180 /-] [Invalid=12198 /-] [Mean=2632.256 /-] [StdDev=1439.127 /-] |       |                              |
| # f1: 六.1. 性別   |   |       |                              |
| Information   | [Type= discrete] [Format=numeric] [Range= 1-2] [Missing=*]                |       |                              |
| Statistics [NW/ W]  | [Valid=12321 /-] [Invalid=57 /-]  |       |                              |
| Value   | Label   | Cases | Percentage                   |
| 1   | 男   | 8749  | <div><div></div></div> 71.0% |
| 2   | 女   | 3572  | <div><div></div></div> 29.0% |
| Sysmiss   |   | 57    |                              |
| Warning: these figures indicate the number of cases found in the data file. They cannot be interpreted as summary statistics of the population of interest. |   |       |                              |
| # f2: 六.2. 年齡   |   |       |                              |
| Information   | [Type= discrete] [Format=numeric] [Range= 1-8] [Missing=*]                |       |                              |
| Statistics [NW/ W]  | [Valid=12329 /-] [Invalid=49 /-]  |       |                              |
| Value   | Label   | Cases | Percentage                   |
| 1   | 未滿18歲   | 0     |                              |
| 2   | 18~未滿20歲  | 71    | <div><div></div></div> 0.6%  |
| 3   | 20~未滿30歲  | 826   | <div><div></div></div> 6.7%  |
| 4   | 30~未滿40歲  | 3139  | <div><div></div></div> 25.5% |
| 5   | 40~未滿50歲  | 3820  | <div><div></div></div> 31.0% |
| 6   | 50~未滿60歲  | 3085  | <div><div></div></div> 25.0% |
| 7   | 60~未滿65歲  | 828   | <div><div></div></div> 6.7%  |
| 8   | 65歲及以上  | 560   | <div><div></div></div> 4.5%  |
| Sysmiss   |   | 49    |                              |
| Warning: these figures indicate the number of cases found in the data file. They cannot be interpreted as summary statistics of the population of interest. |   |       |                              |
| # f3: 六.3. 教育程度   |   |       |                              |
| Information   | [Type= discrete] [Format=numeric] [Range= 1-6] [Missing=*]                |       |                              |
| Statistics [NW/ W]  | [Valid=12305 /-] [Invalid=73 /-]  |       |                              |
| Value   | Label   | Cases | Percentage                   |
| 1   | 國小及以下   | 592   | <div><div></div></div> 4.8%  |
| 2   | 國(初)中   | 1309  | <div><div></div></div> 10.6% |
| 3   | 高中(職)   | 3918  | <div><div></div></div> 31.8% |
| 4   | 專科  | 2497  | <div><div></div></div> 20.3% |
| 5   | 大學  | 2895  | <div><div></div></div> 23.5% |
| 6   | 研究所及以上  | 1094  | <div><div></div></div> 8.9%  |
| Sysmiss   |   | 73    |                              |
| Warning: these figures indicate the number of cases found in the data file. They cannot be interpreted as summary statistics of the population of interest. |   |       |                              |

| # f4: 六.4.您目前有沒有就業  |                 |   |                              |
|---|-----------------|---|------------------------------|
| Information   |                 | [Type= discrete] [Format=numeric] [Range= 1-2] [Missing=*]  |                              |
| Statistics [NW/ W]  |                 | [Valid=12378 /-] [Invalid=0 /-]                             |                              |
| Value   | Label           | Cases   | Percentage                   |
| 1   | 沒有              | 2280  | <div><div></div></div> 18.4% |
| 2   | 有               | 10098   | <div><div></div></div> 81.6% |
| Warning: these figures indicate the number of cases found in the data file. They cannot be interpreted as summary statistics of the population of interest. |                 |   |                              |
| # f4a: 六.4.您目前就業(2)是從事哪種行業的工作   |                 |   |                              |
| Information   |                 | [Type= discrete] [Format=numeric] [Range= 1-19] [Missing=*] |                              |
| Statistics [NW/ W]  |                 | [Valid=9961 /-] [Invalid=2417 /-]                           |                              |
| Value   | Label           | Cases   | Percentage                   |
| 1   | 農、林、漁、牧業        | 541   | <div><div></div></div> 5.4%  |
| 2   | 礦業及土石採取業        | 34  | <div><div></div></div> 0.3%  |
| 3   | 製造業             | 2312  | <div><div></div></div> 23.2% |
| 4   | 電力及燃氣供應業        | 144   | <div><div></div></div> 1.4%  |
| 5   | 用水供應及污染整治業      | 83  | <div><div></div></div> 0.8%  |
| 6   | 營造業             | 491   | <div><div></div></div> 4.9%  |
| 7   | 批發及零售業          | 590   | <div><div></div></div> 5.9%  |
| 8   | 運輸及倉儲業          | 396   | <div><div></div></div> 4.0%  |
| 9   | 住宿及餐飲業          | 228   | <div><div></div></div> 2.3%  |
| 10  | 資訊及通訊傳播業        | 416   | <div><div></div></div> 4.2%  |
| 11  | 金融及保險業          | 481   | <div><div></div></div> 4.8%  |
| 12  | 不動產業            | 115   | <div><div></div></div> 1.2%  |
| 13  | 專業、科學及技術服務業     | 480   | <div><div></div></div> 4.8%  |
| 14  | 支援服務業           | 160   | <div><div></div></div> 1.6%  |
| 15  | 公共行政及國防;強制性社會安全 | 378   | <div><div></div></div> 3.8%  |
| 16  | 教育服務業           | 786   | <div><div></div></div> 7.9%  |
| 17  | 醫療保健及社會工作服務業    | 430   | <div><div></div></div> 4.3%  |
| 18  | 藝術、娛樂及休閒服務業     | 127   | <div><div></div></div> 1.3%  |
| 19  | 其他服務業           | 1769  | <div><div></div></div> 17.8% |
| Sysmiss   |                 | 2417  |                              |
| Warning: these figures indicate the number of cases found in the data file. They cannot be interpreted as summary statistics of the population of interest. |                 |   |                              |
| # f5: 六.5.您平均每月之個人所得(不含家庭其他成員所得)  |                 |   |                              |
| Information   |                 | [Type= discrete] [Format=numeric] [Range= 1-9] [Missing=*]  |                              |
| Statistics [NW/ W]  |                 | [Valid=11595 /-] [Invalid=783 /-]                           |                              |
| Value   | Label           | Cases   | Percentage                   |
| 1   | 未滿1萬元           | 1333  | <div><div></div></div> 11.5% |
| 2   | 1萬~未滿2萬元        | 1066  | <div><div></div></div> 9.2%  |
| 3   | 2萬~未滿3萬元        | 2273  | <div><div></div></div> 19.6% |
| 4   | 3萬~未滿4萬元        | 2239  | <div><div></div></div> 19.3% |
| 5   | 4萬~未滿5萬元        | 1676  | <div><div></div></div> 14.5% |
| 6   | 5萬~未滿6萬元        | 1157  | <div><div></div></div> 10.0% |
| 7   | 6萬~未滿7萬元        | 748   | <div><div></div></div> 6.5%  |
| 8   | 7萬~未滿8萬元        | 560   | <div><div></div></div> 4.8%  |
| 9   | 8萬元及以上          | 543   | <div><div></div></div> 4.7%  |

|   |  |       |            |
|---|--|-------|------------|
| # f5: 六.5. 您平均每月之個人所得(不含家庭其他成員所得)   |  |       |            |
| Value   | Label  | Cases | Percentage |
| Sysmiss   |  | 783   |            |
| Warning: these figures indicate the number of cases found in the data file. They cannot be interpreted as summary statistics of the population of interest. |  |       |            |
| # f5a: 六.5. 您平均每月之個人所得(9)8萬元及以上(請註明—元)  |  |       |            |
| Information   | [Type= continuous] [Format=numeric] [Range= 80000-300000] [Missing=*]        |       |            |
| Statistics [NW/ W]  | [Valid=355 -/] [Invalid=12023 -/] [Mean=102732.299 -/] [StdDev=29281.153 -/] |       |            |
| # f6: 六.6. 您平常除了開車外, 是否有兼用其他交通工具  |  |       |            |
| Information   | [Type= discrete] [Format=numeric] [Range= 1-2] [Missing=*]                   |       |            |
| Statistics [NW/ W]  | [Valid=12376 -/] [Invalid=2 -/]  |       |            |
| Value   | Label  | Cases | Percentage |
| 1   | 是  | 10249 | 82.8%      |
| 2   | 否  | 2127  | 17.2%      |
| Sysmiss   |  | 2     |            |
| Warning: these figures indicate the number of cases found in the data file. They cannot be interpreted as summary statistics of the population of interest. |  |       |            |
| # f6a: 六.6. 您平常除了開車外, (1)最主要兼用之交通工具為  |  |       |            |
| Information   | [Type= discrete] [Format=numeric] [Range= 1-5] [Missing=*]                   |       |            |
| Statistics [NW/ W]  | [Valid=10195 -/] [Invalid=2183 -/]   |       |            |
| Value   | Label  | Cases | Percentage |
| 1   | 機車   | 7984  | 78.3%      |
| 2   | 大眾運輸工具(含火車、公車、捷運及高鐵等)  | 1401  | 13.7%      |
| 3   | 計程車  | 131   | 1.3%       |
| 4   | 自行車  | 639   | 6.3%       |
| 5   | 其他   | 40    | 0.4%       |
| Sysmiss   |  | 2183  |            |
| Warning: these figures indicate the number of cases found in the data file. They cannot be interpreted as summary statistics of the population of interest. |  |       |            |
| # f7: 六.7. 本車目前最主要在那一個縣市使用(若有跨縣市使用者, 請填選行駛時間花費較多之縣市)  |  |       |            |
| Information   | [Type= discrete] [Format=numeric] [Range= 1-22] [Missing=*]                  |       |            |
| Statistics [NW/ W]  | [Valid=12378 -/] [Invalid=0 -/]  |       |            |
| Value   | Label  | Cases | Percentage |
| 1   | 新北市  | 1544  | 12.5%      |
| 2   | 臺北市  | 1197  | 9.7%       |
| 3   | 臺中市  | 1743  | 14.1%      |
| 4   | 臺南市  | 1078  | 8.7%       |
| 5   | 高雄市  | 1444  | 11.7%      |
| 6   | 宜蘭縣  | 228   | 1.8%       |
| 7   | 桃園縣  | 1146  | 9.3%       |
| 8   | 新竹縣  | 439   | 3.5%       |
| 9   | 苗栗縣  | 324   | 2.6%       |
| 10  | 彰化縣  | 677   | 5.5%       |
| 11  | 南投縣  | 315   | 2.5%       |
| 12  | 雲林縣  | 395   | 3.2%       |
| 13  | 嘉義縣  | 312   | 2.5%       |
| 14  | 屏東縣  | 368   | 3.0%       |

# **f7**: 六.7. 本車目前最主要在那一個縣市使用(若有跨縣市使用者,請填選行駛時間花費較多之縣市)

| Value | Label | Cases | Percentage |
|-------|-------|-------|------------|
| 15    | 臺東縣   | 99    | 0.8%       |
| 16    | 花蓮縣   | 216   | 1.7%       |
| 17    | 澎湖縣   | 95    | 0.8%       |
| 18    | 基隆市   | 130   | 1.1%       |
| 19    | 新竹市   | 298   | 2.4%       |
| 20    | 嘉義市   | 175   | 1.4%       |
| 21    | 金門縣   | 91    | 0.7%       |
| 22    | 連江縣   | 64    | 0.5%       |

Warning: these figures indicate the number of cases found in the data file. They cannot be interpreted as summary statistics of the population of interest.

# **yy**: 出廠年份

|                    |   |
|--------------------|---|
| Information        | [Type= continuous] [Format=numeric] [Range= 1961-2010] [Missing=*]  |
| Statistics [NW/ W] | [Valid=12378 /-] [Invalid=0 /-] [Mean=1999.26 /-] [StdDev=5.091 /-] |

# **cc**: 排氣量

|                    |  |
|--------------------|--|
| Information        | [Type= continuous] [Format=numeric] [Range= 599-6199] [Missing=*]      |
| Statistics [NW/ W] | [Valid=12378 /-] [Invalid=0 /-] [Mean=1842.653 /-] [StdDev=473.796 /-] |

# **city**: 所屬縣市

|                    |   |
|--------------------|---|
| Information        | [Type= discrete] [Format=numeric] [Range= 1-25] [Missing=*] |
| Statistics [NW/ W] | [Valid=12378 /-] [Invalid=0 /-]                             |

| Value | Label | Cases | Percentage |
|-------|-------|-------|------------|
| 1     | 臺北市   | 1140  | 9.2%       |
| 2     | 高雄市   | 1466  | 11.8%      |
| 3     | 新北市   | 1488  | 12.0%      |
| 4     | 宜蘭縣   | 240   | 1.9%       |
| 5     | 桃園縣   | 1070  | 8.6%       |
| 6     | 新竹縣   | 359   | 2.9%       |
| 7     | 苗栗縣   | 385   | 3.1%       |
| 9     | 彰化縣   | 758   | 6.1%       |
| 10    | 南投縣   | 337   | 2.7%       |
| 11    | 雲林縣   | 405   | 3.3%       |
| 12    | 嘉義縣   | 325   | 2.6%       |
| 15    | 屏東縣   | 431   | 3.5%       |
| 16    | 臺東縣   | 97    | 0.8%       |
| 17    | 花蓮縣   | 222   | 1.8%       |
| 18    | 澎湖縣   | 110   | 0.9%       |
| 19    | 基隆市   | 182   | 1.5%       |
| 20    | 新竹市   | 296   | 2.4%       |
| 21    | 臺中市   | 1608  | 13.0%      |
| 22    | 嘉義市   | 217   | 1.8%       |
| 23    | 臺南市   | 1052  | 8.5%       |
| 24    | 金門縣   | 106   | 0.9%       |
| 25    | 連江縣   | 84    | 0.7%       |

Warning: these figures indicate the number of cases found in the data file. They cannot be interpreted as summary statistics of the population of interest.



| # <b>wi</b> : 權重          |  |
|---------------------------|--|
| <b>Information</b>        | [Type= continuous] [Format=numeric] [Range= 25-4975] [Missing=*]       |
| <b>Statistics [NW/ W]</b> | [Valid=12378 /-] [Invalid=0 /-] [Mean=1001.005 /-] [StdDev=550.645 /-] |