

台灣 (Taiwan, ROC)

文化部

2019年文化參與及消費調查

Study Documentation

October 7, 2021

Metadata Production

Metadata Producer(s)	學術調查研究資料庫(Survey Research Data Archive) (SRDA) , 中央研究院人社中心調查研究 專題中心 , DDI文件製作
Identification	AL010012

Table of Contents

Overview.....	4
Scope & Coverage.....	4
Producers & Sponsors.....	4
Sampling.....	4
Data Collection.....	5
Data Processing & Appraisal.....	5
Accessibility.....	5
Files Description.....	6
data2019.....	6
Variables Group(s).....	7
調查樣本資料.....	7
(一)電影.....	7
(二)電視廣播.....	7
(三)報紙/雜誌/書籍閱讀.....	7
(四)表演藝術類.....	8
(五)視覺藝術類.....	9
(六)文藝民俗節慶活動.....	10
(七)文化藝術機構與設施.....	11
(八)線上文化參與.....	12
(九)文化技藝學習與發表.....	15
(十)文化消費.....	16
受訪者基本資料.....	17
權數.....	17
Variables Description.....	19
data2019.....	20

2019年文化參與及消費調查

Culture Participation Survey, 2019

Overview

Type	文化參與及消費調查
Identification	AL010012
Version	Production Date: 2021-10-11 1
Abstract 為瞭解我國藝文活動及民眾文化參與及消費概況，文化部已建置「全國藝文活動資訊系統」，蒐集各縣市公私立展演場所及政府與民間辦理之藝文活動資訊，並自2005年起每年於文化統計出版計畫中，針對大眾傳播類、視覺藝術類活動、表演藝術類活動、文化藝術機構與設施、文藝民俗節慶活動等活動，以15歲以上民眾為對象進行文化參與及消費調查。本年度調查調查執行期間自2020年8月31日至10月31日止，完成10,121個有效樣本，在95%的信賴水準下，估計抽樣誤差為 $\pm 0.97\%$	
Kind of Data	抽查
Unit of Analysis	個人

Scope & Coverage

Time Period(s)	2020
Countries	台灣 (Taiwan, ROC)
Geographic Coverage 臺灣省15個縣市、臺北市、新北市、臺中市、臺南市及高雄市五直轄市，以及福建省金門縣、連江縣等共22縣市。	
Universe 2019年12月年滿15歲以上之中華民國國民。	

Producers & Sponsors

Primary Investigator(s)	文化部
Other Producer(s)	文化部
Funding Agency/ies	文化部

Sampling

Sampling Procedure

本年調查採用多元的調查方式，包含電話調查、手機調查及追蹤樣本調查。

- 電話調查以2019年12月年滿15歲以上之中華民國國民為母體，臺灣地區住宅電話簿為抽樣母體，採用簡單隨機抽樣法，以縣市別為分層變數，取得調查樣本數後，再以比例配置方式計算各縣市分層所需樣本數。而隨機抽取樣本時，各層內採用隨機抽樣方式選取樣本，所抽的電話號碼最後2碼，以隨機亂數方式取代之，俾使原本沒有登錄於電話號碼簿上的住宅電話也有機會能夠中選。
- 手機調查蒐集手機門號之前4碼資訊，後6碼再以隨機方式產生。以門號前4碼為分層，每層以等比例配置樣本數進行抽樣。
- 追蹤樣本調查母體以留有email或手機聯絡資訊者全數以網路調查進行調查。
- 非追蹤樣本之網路調查為蒐集手機門號之前4碼資訊，後6碼再以隨機方式產生。以門號前4碼為分層，每層以等比例配置樣本數進行抽樣。

5.街頭訪查的抽樣方式則於各縣市交通要站、文化相關場所隨機抽取樣本進行調查。

Weighting

- 1.本調查有依據縣市分布、性別分布、年齡分布進行加權，故使用資料時，請依變數w進行加權後再統計。
- 2.本調查手機樣本調查不調查付費頻率，有關付費頻率之項目必需以9,117個樣本進行計算，故另行產生w1之權數，因此使用此些項目時，請依變數w1進行加權後再統計。

Data Collection

Data Collection Dates	start 2020-08-31 end 2020-10-31
------------------------------	------------------------------------

Data Collection Mode	電話訪問
-----------------------------	------

Data Processing & Appraisal

Data Editing

中央研究院人文社會科學研究中心調查研究專題中心所進行的資料整理方式，為不合理值檢核。

Other Processing

調查執行期間自2020年8月31日至10月31日止，星期一至星期五晚間訪問時間為18:00~22:00，週末及假日增加早上及下午訪問，早上訪問時間為9:00~12:00，下午訪問時間為14:00~17:00。

Accessibility

Contact(s)	學術調查研究資料庫(Survey Research Data Archive) (中央研究院人社中心調查研究專題中心), https://srda.sinica.edu.tw , srda@gate.sinica.edu.tw
-------------------	---

Distributor(s)	學術調查研究資料庫(Survey Research Data Archive)
-----------------------	---

Depositor(s)	文化部
---------------------	-----

Access Conditions

標準版(一般會員、院內會員申請下載)

Files Description

Dataset contains 1 file(s)

data2019	
# Cases	10121
# Variable(s)	148

Variables Group(s)

Dataset contains 13 group(s)

Group 調查樣本資料							
#	Name	Label	Type	Format	Valid	Invalid	Question
1	no	流水號	continuous	numeric-8.0	10121	0	-
2	year	資料年份	discrete	numeric-8.0	10121	0	-
3	v01	您戶籍在哪一個縣市	discrete	numeric-2.0	10121	0	-
4	v02	目前居住在哪一個縣市?	discrete	numeric-2.0	10121	0	-

Group (一)電影							
#	Name	Label	Type	Format	Valid	Invalid	Question
1	v05	5.近一年內，是否到電影院/戲院看電影?	discrete	numeric-8.0	10121	0	-
2	v05_1	5-1.近一年內，到電影院/戲院看電影的頻率是?__場次/年	discrete	numeric-3.0	10121	0	-
3	v05_2	5-2.近一年內，到電影院/戲院看電影，其中國片觀看部(次)數為__場次/年	discrete	numeric-3.0	9683	438	-

Group (二)電視廣播							
#	Name	Label	Type	Format	Valid	Invalid	Question
1	v06	6.近一年內，是否觀看「電視」(不含透過網路下載觀看)?	discrete	numeric-8.0	10121	0	-
2	v06_1	6-1.近一年內，平均每週花多少時間看電視?__小時/週	discrete	numeric-3.0	10121	0	-
3	v07	7.近一年內，是否收聽「廣播」?	discrete	numeric-8.0	10121	0	-
4	v07_1	7-1.近一年內，平均每週花多少時間收聽廣播?__小時/週	discrete	numeric-3.1	10121	0	-

Group (三)報紙/雜誌/書籍閱讀							
#	Name	Label	Type	Format	Valid	Invalid	Question
1	v08	8.近一年內，是否曾閱讀「雜誌」(實體雜誌，不含於網路上瀏覽雜誌網站)?	discrete	numeric-8.0	10121	0	-
2	v08_1	8-1.近一年內，平均每週花多少時間閱讀實體雜誌?__小時/週	discrete	numeric-3.1	10121	0	-
3	v09	9.近一年內，是否曾閱讀「報紙」(實體報紙，不含於網路上瀏覽新聞)?	discrete	numeric-8.0	10121	0	-

#	Name	Label	Type	Format	Valid	Invalid	Question
4	v09_1	9-1.近一年內，平均每週花多少時間閱讀實體報紙?—小時/週	discrete	numeric-3.1	10121	0	-
5	v10	10.近一年內，是否曾閱讀「書籍」(含上課用書、教科書、休閒書籍)?	discrete	numeric-8.0	10121	0	-
6	v10_1	10-1.近一年內，平均每週花多少時間閱讀書籍?—小時/週	discrete	numeric-3.1	10121	0	-

Group (四)表演藝術類

#	Name	Label	Type	Format	Valid	Invalid	Question
1	v11	11.近一年內，是否欣賞現場「流行音樂」(如演唱/奏會、晚會、Livehouse、音樂節、簽唱會活動)?	discrete	numeric-8.0	10121	0	-
2	v11_1	11-1.近一年內，欣賞現場流行音樂的頻率為?—次/年	discrete	numeric-3.0	10121	0	-
3	v11_2	11-2.近一年內欣賞現場流行音樂，其中付費門票活動次數為—次/年	discrete	numeric-3.0	9926	195	-
4	v12	12.近一年內，是否至KTV聽歌/唱歌?	discrete	numeric-8.0	10121	0	-
5	v12_1	12-1.近一年內，至KTV聽歌/唱歌的頻率為何?—次/年	discrete	numeric-3.0	10121	0	-
6	v13	13.近一年內，是否曾欣賞現場「古典與傳統音樂類」(非流行音樂，如民族音樂、西樂、世界音樂)?	discrete	numeric-8.0	10121	0	-
7	v13_1	13-1.近一年內，欣賞現場古典與傳統音樂類活動的頻率為?—次/年	discrete	numeric-3.0	10121	0	-
8	v13_2	13-2.近一年內，欣賞現場古典與傳統音樂類，其中付費門票活動次數為—次/年	discrete	numeric-3.0	10005	116	-
9	v14	14.近一年內，是否欣賞現場「現代戲劇類」活動(如舞台劇、音樂劇、歌舞劇、話劇、兒童戲劇及偶戲等)?	discrete	numeric-8.0	10121	0	-
10	v14_1	14-1.近一年內，欣賞現場現代戲劇類活動的頻率是?—次/年	discrete	numeric-3.0	10121	0	-
11	v14_2	14-2.近一年內，欣賞現場現代戲劇類活動，其中付費門票活動次數為—次/年	discrete	numeric-3.0	9995	126	-
12	v15	15.近一年內，是否欣賞現場「傳統戲曲類」活動(如歌仔戲、京劇、崑曲、偶戲、說唱藝術、南管、北管、客家戲及高甲戲等)?	discrete	numeric-8.0	10121	0	-

#	Name	Label	Type	Format	Valid	Invalid	Question
13	v15_1	15-1.近一年內，欣賞現場傳統戲曲類活動頻率是?—次/年	discrete	numeric-3.0	10121	0	-
14	v15_2	15-2.近一年內，欣賞現場傳統戲曲類活動，其中付費門票活動次數為—次/年	discrete	numeric-3.0	10017	104	-
15	v16	16.您近一年內，是否欣賞現場「舞蹈類」活動(如原住民舞蹈、現代舞、芭蕾舞及民族舞蹈等)?	discrete	numeric-8.0	10121	0	-
16	v16_1	16-1.您近一年內，欣賞現場舞蹈類活動頻率是?—次/年	discrete	numeric-3.0	10121	0	-
17	v16_2	16-2.您近一年內，欣賞現場舞蹈類活動，其中付費門票活動次數為—次/年	discrete	numeric-3.0	9974	147	-

Group (五) 視覺藝術類

#	Name	Label	Type	Format	Valid	Invalid	Question
1	v17	17.您近一年內，是否曾參觀過現場視覺藝術展覽展示活動?	discrete	numeric-8.0	10121	0	-
2	v17_1	17.您近一年內，曾參觀的現場視覺藝術展覽展示活動類型有哪些(複選)：(1)繪畫書法類(如水墨、書法與篆刻、水彩、油畫、版畫、插畫及素描等)	discrete	numeric-1.0	10121	0	-
3	v17_2	17.您近一年內，曾參觀的現場視覺藝術展覽展示活動類型有哪些(複選)：(2)裝置藝術與多媒體類(如公共藝術、錄像、電腦多媒體及互動藝術等)	discrete	numeric-1.0	10121	0	-
4	v17_3	17.您近一年內，曾參觀的現場視覺藝術展覽展示活動類型有哪些(複選)：(3)攝影類	discrete	numeric-1.0	10121	0	-
5	v17_4	17.您近一年內，曾參觀的現場視覺藝術展覽展示活動類型有哪些(複選)：(4)雕塑類(如石雕、木雕、金屬、泥塑或其他材質的立體呈現等)	discrete	numeric-1.0	10121	0	-
6	v17_5	17.您近一年內，曾參觀的現場視覺藝術展覽展示活動類型有哪些(複選)：(5)設計類(如平面設計、流行時尚設計及時裝設計、家具設計、建築設計、珠寶設計、室內設計、產品設計等)	discrete	numeric-1.0	10121	0	-
7	v17_6	17.您近一年內，曾參觀的現場視覺藝術展覽展示活動類型有哪些(複選)：(6)工藝類(如陶瓷、玻(琉)璃、金工(如金屬)及珠寶/	discrete	numeric-1.0	10121	0	-

#	Name	Label	Type	Format	Valid	Invalid	Question
		玉石、織染繡、木雕、紙藝等)					
8	v17_7	17.您近一年內，曾參觀的現場視覺藝術展覽展示活動類型有哪些(複選)：(0)皆未欣賞過(跳答19題)	discrete	numeric-1.0	10121	0	-
9	v18	18.您近一年內，參觀上述「視覺藝術類」現場展示活動的頻率?__次/年	discrete	numeric-3.0	10121	0	-
10	v18_1	18-1.您近一年內，參觀上述視覺藝術類現場展示活動，其中付費門票活動次數為__次/年	discrete	numeric-3.0	9691	430	-
11	v19_1	19.您過去一年曾經參觀過下列那些文化相關展覽活動(複選)：(1)書展	discrete	numeric-1.0	10121	0	-
12	v19_2	19.您過去一年曾經參觀過下列那些文化相關展覽活動(複選)：(2)動漫展	discrete	numeric-1.0	10121	0	-
13	v19_3	19.您過去一年曾經參觀過下列那些文化相關展覽活動(複選)：(3)影視展(影展、電視節展覽)	discrete	numeric-1.0	10121	0	-
14	v19_4	19.您過去一年曾經參觀過下列那些文化相關展覽活動(複選)：(4)文創商品展	discrete	numeric-1.0	10121	0	-
15	v19_5	19.您過去一年曾經參觀過下列那些文化相關展覽活動(複選)：(6)皆未參觀過	discrete	numeric-1.0	10121	0	-

Group (六)文藝民俗節慶活動

#	Name	Label	Type	Format	Valid	Invalid	Question
1	v20	20.您近一年是否在國內參觀或欣賞過文藝民俗節慶活動?	discrete	numeric-8.0	10121	0	-
2	v20_1	20.您近一年內在國內參觀或欣賞過的文藝民俗節慶活動類型包括哪些(複選)? (1)國家國定慶典(如雙十慶典、國慶煙火、228紀念活動)	discrete	numeric-1.0	10121	0	-
3	v20_2	20.您近一年內在國內參觀或欣賞過的文藝民俗節慶活動類型包括哪些(複選)? (2)傳統與民俗慶典(如宗教(媽祖等)、民俗(如原住民)、傳統(元宵等節慶))	discrete	numeric-1.0	10121	0	-
4	v20_3	20.您近一年內在國內參觀或欣賞過的文藝民俗節慶活動類型包括哪些(複選)? (3)藝術節及其他新興之藝術節慶(含中央、地方辦理)(如地景藝術節、電影藝術節、客家桐花祭等)	discrete	numeric-1.0	10121	0	-
5	v20_4	20.您近一年內在國內參觀或欣賞過的文藝民俗節慶	discrete	numeric-1.0	10121	0	-

#	Name	Label	Type	Format	Valid	Invalid	Question
		活動類型包括哪些(複選)? (4)其他					
6	v20_5	20.您近一年內在國內參觀或欣賞過的文藝民俗節慶活動類型包括哪些(複選)? (5)以上從未參加/接觸過(跳答22題)	discrete	numeric-1.0	10121	0	-
7	v21	21.您近一年內，參觀或參與文藝民俗節慶相關活動的頻率是?__次/年	discrete	numeric-3.0	10121	0	-

Group (七)文化藝術機構與設施

#	Name	Label	Type	Format	Valid	Invalid	Question
1	v22	22.您近一年是否去過國內的「博物館」?	discrete	numeric-8.0	10121	0	-
2	v22_1	22.您近一年內去過國內「博物館」，類型為(複選)?(1)美術館/藝術館(藝術類)：文學、繪畫、音樂、舞蹈、雕塑、建築、戲劇、電影	discrete	numeric-1.0	10121	0	-
3	v22_2	22.您近一年內去過國內「博物館」，類型為(複選)?(2)科學博物館(科學與技術類)：資訊科學、交通運輸、工業技術/應用科學、天文、產業技術、醫療/生命科學	discrete	numeric-1.0	10121	0	-
4	v22_3	22.您近一年內去過國內「博物館」，類型為(複選)?(3)歷史/人文博物館(歷史與人文類)：歷史(含名人故居或歷史事件等)、民族學、人類學、民俗學	discrete	numeric-1.0	10121	0	-
5	v22_4	22.您近一年內去過國內「博物館」，類型為(複選)?(4)自然類博物館(自然與環境類)：動物、植物、地質、海洋、生態	discrete	numeric-1.0	10121	0	-
6	v22_5	22.您近一年內去過國內「博物館」，類型為(複選)?(5)產業博物館(生活與休閒類)：飲食、服飾、體育、娛樂	discrete	numeric-1.0	10121	0	-
7	v22_6	22.您近一年內去過國內「博物館」，類型為(複選)?(6)其他	discrete	numeric-1.0	10121	0	-
8	v22_7	22.您近一年內去過國內「博物館」，類型為(複選)?(7)未去過博物館(跳答24題)	discrete	numeric-1.0	10121	0	-
9	v23	23.您近一年內在國內參觀「博物館」的頻率是?__次/年	discrete	numeric-3.0	10121	0	-
10	v23_1	23.您近一年內在國內參觀「博物館」，其中付費門票次數為__次/年	discrete	numeric-3.0	9117	1004	-

#	Name	Label	Type	Format	Valid	Invalid	Question
11	v24	24.您近一年內在國外參觀「博物館」的頻率是?__次/年	discrete	numeric-3.0	10121	0	-
12	v25_0	25.您近一年在國內去過文化機構或使用過文化藝術場所(複選)?(0)博物館	discrete	numeric-8.0	10121	0	-
13	v25_1	25.您近一年在國內去過文化機構或使用過文化藝術場所(複選)?(1)紀念堂/紀念館/文物館/文化館	discrete	numeric-1.0	10121	0	-
14	v25_2	25.您近一年在國內去過文化機構或使用過文化藝術場所(複選)?(2)表演藝術中心及專業表演館所(如音樂廳、小劇場等)	discrete	numeric-1.0	10121	0	-
15	v25_3	25.您近一年在國內去過文化機構或使用過文化藝術場所(複選)?(3)綜合性藝文活動場所(非社區之活動中心, 如縣(市)立文化中心、生活美學館、小巨蛋等)	discrete	numeric-1.0	10121	0	-
16	v25_4	25.您近一年在國內去過文化機構或使用過文化藝術場所(複選)?(4)社區文化活動中心	discrete	numeric-1.0	10121	0	-
17	v25_5	25.您近一年在國內去過文化機構或使用過文化藝術場所(複選)?(5)圖書館	discrete	numeric-1.0	10121	0	-
18	v25_6	25.您近一年在國內去過文化機構或使用過文化藝術場所(複選)?(6)藝術村/文創園區	discrete	numeric-1.0	10121	0	-
19	v25_7	25.您近一年在國內去過文化機構或使用過文化藝術場所(複選)?(7)百貨公司/賣場/書店/餐廳等營業場所附設之展演空間	discrete	numeric-1.0	10121	0	-
20	v25_8	25.您近一年在國內去過文化機構或使用過文化藝術場所(複選)?(8)宗教與民俗機構(包括教堂、寺廟等)	discrete	numeric-1.0	10121	0	-
21	v25_9	25.您近一年在國內去過文化機構或使用過文化藝術場所(複選)?(9)古蹟/歷史建築/聚落/文化景觀/遺址	discrete	numeric-1.0	10121	0	-
22	v25_10	25.您近一年在國內去過文化機構或使用過文化藝術場所(複選)?(10)其他	discrete	numeric-1.0	10121	0	-
23	v25_11	25.您近一年在國內去過文化機構或使用過文化藝術場所(複選)?(11)都沒有	discrete	numeric-1.0	10121	0	-

Group (八)線上文化參與

#	Name	Label	Type	Format	Valid	Invalid	Question
---	------	-------	------	--------	-------	---------	----------

#	Name	Label	Type	Format	Valid	Invalid	Question
1	v26_1	26.您近一年曾透過網路進行文化活動(複選)?(1)線上觀看電影片(含動畫)	discrete	numeric-1.0	10121	0	-
2	v26_2	26.您近一年曾透過網路進行文化活動(複選)?(2)線上觀看電視節目	discrete	numeric-1.0	10121	0	-
3	v26_3	26.您近一年曾透過網路進行文化活動(複選)?(3)線上音樂欣賞(含直播)	discrete	numeric-1.0	10121	0	-
4	v26_4	26.您近一年曾透過網路進行文化活動(複選)?(4)收聽網路廣播節目	discrete	numeric-1.0	10121	0	-
5	v26_5	26.您近一年曾透過網路進行文化活動(複選)?(5)瀏覽或觀看網路新聞/雜誌(含新聞短片)	discrete	numeric-1.0	10121	0	-
6	v26_6	26.您近一年曾透過網路進行文化活動(複選)?(6)線上閱讀小說、漫畫、其他書籍(含電子書)	discrete	numeric-1.0	10121	0	-
7	v26_7	26.您近一年曾透過網路進行文化活動(複選)?(7)閱讀其他網路文章(如部落格、Facebook等社群網站、PTT等BBS站之文章)	discrete	numeric-1.0	10121	0	-
8	v26_8	26.您近一年曾透過網路進行文化活動(複選)?(8)建立個人部落格或專屬網頁	discrete	numeric-1.0	10121	0	-
9	v26_9	26.您近一年曾透過網路進行文化活動(複選)?(9)下載遊戲或線上遊戲	discrete	numeric-1.0	10121	0	-
10	v26_10	26.您近一年曾透過網路進行文化活動(複選)?(10)線上觀看藝術表演節目(含古典與傳統音樂、現代戲劇、傳統戲曲、舞蹈)	discrete	numeric-1.0	10121	0	-
11	v26_11	26.您近一年曾透過網路進行文化活動(複選)?(11)線上觀看視覺藝術作品(含繪畫書法、裝置藝術與多媒體藝術、專業攝影、雕塑、設計、工藝)	discrete	numeric-1.0	10121	0	-
12	v26_12	26.您近一年曾透過網路進行文化活動(複選)?(12)線上觀看非電影長片之影片(如短片、微電影等)	discrete	numeric-1.0	10121	0	-
13	v26_13	26.您近一年曾透過網路進行文化活動(複選)?(13)皆沒有(跳答30題)	discrete	numeric-1.0	10121	0	-
14	v27_1	27.上述透過網路進行的文化活動, 哪些為付費活動(複選)?(1)線上觀看電影片(含動畫)	discrete	numeric-1.0	10121	0	-
15	v27_2	27.上述透過網路進行的文化活動, 哪些為付費活動(複選)?(2)線上觀看電視節目	discrete	numeric-1.0	10121	0	-

#	Name	Label	Type	Format	Valid	Invalid	Question
16	v27_3	27.上述透過網路進行的文化活動，哪些為付費活動(複選)?(3)線上音樂欣賞(含直播)	discrete	numeric-1.0	10121	0	-
17	v27_4	27.上述透過網路進行的文化活動，哪些為付費活動(複選)?(4)收聽網路廣播節目	discrete	numeric-1.0	10121	0	-
18	v27_5	27.上述透過網路進行的文化活動，哪些為付費活動(複選)?(5)瀏覽或觀看網路新聞/雜誌(含新聞短片)	discrete	numeric-1.0	10121	0	-
19	v27_6	27.上述透過網路進行的文化活動，哪些為付費活動(複選)?(6)線上閱讀小說、漫畫、其他書籍(含電子書)	discrete	numeric-1.0	10121	0	-
20	v27_7	27.上述透過網路進行的文化活動，哪些為付費活動(複選)?(7)閱讀其他網路文章(如部落格、Facebook等社群網站、PTT等BBS站之文章)	discrete	numeric-1.0	10121	0	-
21	v27_8	27.上述透過網路進行的文化活動，哪些為付費活動(複選)?(8)建立個人部落格或專屬網頁	discrete	numeric-1.0	10121	0	-
22	v27_9	27.上述透過網路進行的文化活動，哪些為付費活動(複選)?(9)下載遊戲或線上遊戲	discrete	numeric-1.0	10121	0	-
23	v27_10	27.上述透過網路進行的文化活動，哪些為付費活動(複選)?(10)線上觀看藝術表演節目(含古典與傳統音樂、現代戲劇、傳統戲曲、舞蹈)	discrete	numeric-1.0	10121	0	-
24	v27_11	27.上述透過網路進行的文化活動，哪些為付費活動(複選)?(11)線上觀看視覺藝術作品(含繪畫書法、裝置藝術與多媒體藝術、專業攝影、雕塑、設計、工藝)	discrete	numeric-1.0	10121	0	-
25	v27_12	27.上述透過網路進行的文化活動，哪些為付費活動(複選)?(12)線上觀看非電影長片之影片(如短片、微電影等)	discrete	numeric-1.0	10121	0	-
26	v27_13	27.上述透過網路進行的文化活動，哪些為付費活動(複選)?(13)皆為免費	discrete	numeric-1.0	10121	0	-
27	v27_14	27.上述透過網路進行的文化活動，哪些為付費活動(複選)?未曾上網	discrete	numeric-1.0	10121	0	-
28	v28	28.您從事上述線上文化活動時數為__小時/週	discrete	numeric-3.0	10121	0	-
29	v29	29.您平均一週進行數位閱讀的時數為__小時/週(瀏	discrete	numeric-3.0	10121	0	-

#	Name	Label	Type	Format	Valid	Invalid	Question
		覽網路新聞/雜誌、線上閱讀小說、書籍、閱讀其他網路文章)					

Group (九)文化技藝學習與發表

#	Name	Label	Type	Format	Valid	Invalid	Question
1	v30_1	30.從小至目前，您曾學習過那些文化藝術類的相關技藝(複選)?(1)西洋樂器演奏(鋼琴、大小提琴、長笛/直笛、大小喇叭)	discrete	numeric-1.0	10121	0	-
2	v30_2	30.從小至目前，您曾學習過那些文化藝術類的相關技藝(複選)?(2)傳統樂器演奏(古箏、南管、北管)	discrete	numeric-1.0	10121	0	-
3	v30_3	30.從小至目前，您曾學習過那些文化藝術類的相關技藝(複選)?(3)舞蹈(如現代舞、芭蕾舞及民族舞蹈、國標舞等)	discrete	numeric-1.0	10121	0	-
4	v30_4	30.從小至目前，您曾學習過那些文化藝術類的相關技藝(複選)?(4)傳統戲劇表演(如歌仔戲、京劇、崑曲、偶戲(如布袋戲、傀儡戲及皮影戲等)、說唱藝術、客家戲及高甲戲等)	discrete	numeric-1.0	10121	0	-
5	v30_5	30.從小至目前，您曾學習過那些文化藝術類的相關技藝(複選)?(5)現代戲劇表演(如舞台劇、音樂劇、歌舞劇、話劇、兒童戲劇、偶戲、電視電影演員訓練等)	discrete	numeric-1.0	10121	0	-
6	v30_6	30.從小至目前，您曾學習過那些文化藝術類的相關技藝(複選)?(6)歌唱或聲音訓練(如聲樂、演唱技巧)	discrete	numeric-1.0	10121	0	-
7	v30_7	30.從小至目前，您曾學習過那些文化藝術類的相關技藝(複選)?(7)詞曲創作	discrete	numeric-1.0	10121	0	-
8	v30_8	30.從小至目前，您曾學習過那些文化藝術類的相關技藝(複選)?(8)繪畫、書法(如水墨、書法與篆刻、水彩、版畫及素描等)	discrete	numeric-1.0	10121	0	-
9	v30_9	30.從小至目前，您曾學習過那些文化藝術類的相關技藝(複選)?(9)攝影類(如一般攝影類、藝術攝影類、電影攝影等)	discrete	numeric-1.0	10121	0	-
10	v30_10	30.從小至目前，您曾學習過那些文化藝術類的相關技藝(複選)?(10)手工藝類、設計類與雕塑類(如陶瓷、玻(琉)璃、金工(如金屬、玉石)及珠寶雕刻、織染繡、石雕、木雕、金	discrete	numeric-1.0	10121	0	-

#	Name	Label	Type	Format	Valid	Invalid	Question
		屬、泥塑或其他材質的立體呈現等)					
11	v30_11	30.從小至目前, 您曾學習過那些文化藝術類的相關技藝(複選)?(11)寫作創作	discrete	numeric-1.0	10121	0	-
12	v30_12	30.從小至目前, 您曾學習過那些文化藝術類的相關技藝(複選)?(12)其他	discrete	numeric-1.0	10121	0	-
13	v30_13	30.從小至目前, 您曾學習過那些文化藝術類的相關技藝(複選)?(13)皆無於學習過文化藝術類的相關技藝	discrete	numeric-1.0	10121	0	-
14	v31_1	31.您近一年內曾於網路、報章雜誌、媒體發表或公開場合表演、展示文化及藝術作品, 類型為(複選)? (1)於網路發表作品(部落格、臉書發表藝文作品、詞曲創作等, 但臉書打卡、消費體驗等作品不算)	discrete	numeric-1.0	10121	0	-
15	v31_2	31.您近一年內曾於網路、報章雜誌、媒體發表或公開場合表演、展示文化及藝術作品, 類型為(複選)? (2)於報章雜誌發表作品	discrete	numeric-1.0	10121	0	-
16	v31_3	31.您近一年內曾於網路、報章雜誌、媒體發表或公開場合表演、展示文化及藝術作品, 類型為(複選)? (3)公開表演(如演唱、演奏、表演戲劇、演員、詩詞朗讀、詞曲創作發表等)	discrete	numeric-1.0	10121	0	-
17	v31_4	31.您近一年內曾於網路、報章雜誌、媒體發表或公開場合表演、展示文化及藝術作品, 類型為(複選)? (4)公開展覽、展示藝術作品、工藝品、設計品、文創商品等相關作品	discrete	numeric-1.0	10121	0	-
18	v31_5	31.您近一年內曾於網路、報章雜誌、媒體發表或公開場合表演、展示文化及藝術作品, 類型為(複選)? (5)其他	discrete	numeric-1.0	10121	0	-
19	v31_6	31.您近一年內曾於網路、報章雜誌、媒體發表或公開場合表演、展示文化及藝術作品, 類型為(複選)? (6)皆無於公開場合發表、表演、展示	discrete	numeric-1.0	10121	0	-

Group (十)文化消費

#	Name	Label	Type	Format	Valid	Invalid	Question
1	v32_1	32.過去一年曾花費下列那些文化消費(複選)?(1)各類門票(含電影、展演活動、文化設施等門票)	discrete	numeric-1.0	10121	0	-

#	Name	Label	Type	Format	Valid	Invalid	Question
2	v32_2	32.過去一年曾花費下列那些文化消費(複選)?(2)購買或租借書報雜誌(含電子書)	discrete	numeric-1.0	10121	0	-
3	v32_3	32.過去一年曾花費下列那些文化消費(複選)?(3)購買或租借CD、DVD	discrete	numeric-1.0	10121	0	-
4	v32_4	32.過去一年曾花費下列那些文化消費(複選)?(4)付費欣賞或下載網路影、視、音等作品	discrete	numeric-1.0	10121	0	-
5	v32_5	32.過去一年曾花費下列那些文化消費(複選)?(5)購買樂器、樂譜	discrete	numeric-1.0	10121	0	-
6	v32_6	32.過去一年曾花費下列那些文化消費(複選)?(6)購買藝術品(原作)	discrete	numeric-1.0	10121	0	-
7	v32_7	32.過去一年曾花費下列那些文化消費(複選)?(7)購買文創商品、工藝品、藝文周邊商品	discrete	numeric-1.0	10121	0	-
8	v32_8	32.過去一年曾花費下列那些文化消費(複選)?(8)學習藝文技藝費用	discrete	numeric-1.0	10121	0	-
9	v32_9	32.過去一年曾花費下列那些文化消費(複選)?(9)參與工藝體驗活動、參與藝文講座活動費/報名費	discrete	numeric-1.0	10121	0	-
10	v32_10	32.過去一年曾花費下列那些文化消費(複選)?(10)購買或參與電玩、電競、線上遊戲等費用	discrete	numeric-1.0	10121	0	-
11	v32_11	32.過去一年曾花費下列那些文化消費(複選)?(11)其他	discrete	numeric-1.0	10121	0	-
12	v32_12	32.過去一年曾花費下列那些文化消費(複選)?(12)皆沒有(跳答34題)	discrete	numeric-1.0	10121	0	-
13	v33	33.過去一年您個人整體文化消費金額約多少元?—元	discrete	numeric-2.0	10121	0	-

Group 受訪者基本資料

#	Name	Label	Type	Format	Valid	Invalid	Question
1	v34	34.您的年齡是?	discrete	numeric-2.0	10121	0	-
2	v35	35.您的教育程度?	discrete	numeric-2.0	10121	0	-
3	v36	36.您認為您是屬於那個族群?	discrete	numeric-2.0	10121	0	-
4	v37	37.您目前從事的行業為何?	discrete	numeric-2.0	10121	0	-
5	v38	38.您的個人月收入?	discrete	numeric-2.0	10121	0	-
6	v39	39.您的性別是?	discrete	numeric-2.0	10121	0	-

Group 權數

#	Name	Label	Type	Format	Valid	Invalid	Question
1	w	全體樣本之權數	continuous	numeric-8.4	10121	0	-
2	w1	9,117個樣本之權數	continuous	numeric-8.4	10121	0	-

Variables Description

Dataset contains 148 variable(s)

File : data2019			
# no: 流水號			
Information		[Type= continuous] [Format=numeric] [Range= 10001-72049] [Missing=*]	
Statistics [NW/ W]		[Valid=10121 /-] [Invalid=0 /-] [Mean=24518.074 /-] [StdDev=14410.015 /-]	
# year: 資料年份			
Information		[Type= discrete] [Format=numeric] [Range= 2019-2019] [Missing=*]	
Statistics [NW/ W]		[Valid=10121 /-] [Invalid=0 /-] [Mean=2019 /-] [StdDev=0 /-]	
Value	Label	Cases	Percentage
2019		10121	100.0%
Warning: these figures indicate the number of cases found in the data file. They cannot be interpreted as summary statistics of the population of interest.			
# v01: 您戶籍在哪一個縣市			
Information		[Type= discrete] [Format=numeric] [Range= 1-99] [Missing=*]	
Statistics [NW/ W]		[Valid=10121 /-] [Invalid=0 /-]	
Value	Label	Cases	Percentage
1	新北市	1553	15.3%
2	台北市	1063	10.5%
3	桃園市	908	9.0%
4	台中市	1168	11.5%
5	台南市	777	7.7%
6	高雄市	1110	11.0%
7	宜蘭縣	203	2.0%
8	新竹縣	222	2.2%
9	苗栗縣	239	2.4%
10	彰化縣	575	5.7%
11	南投縣	212	2.1%
12	雲林縣	300	3.0%
13	嘉義縣	205	2.0%
14	屏東縣	347	3.4%
15	台東縣	174	1.7%
16	花蓮縣	170	1.7%
17	澎湖縣	157	1.6%
18	基隆市	168	1.7%
19	新竹市	210	2.1%
20	嘉義市	174	1.7%
21	金門縣	133	1.3%
22	連江縣	53	0.5%
99	遺漏值或跳答	0	
Warning: these figures indicate the number of cases found in the data file. They cannot be interpreted as summary statistics of the population of interest.			
# v02: 目前居住在哪一個縣市?			
Information		[Type= discrete] [Format=numeric] [Range= 1-99] [Missing=*]	
Statistics [NW/ W]		[Valid=10121 /-] [Invalid=0 /-]	
Value	Label	Cases	Percentage
1	新北市	1684	16.6%
2	台北市	1077	10.6%

File : data2019

v02: 目前居住在哪一個縣市？

Value	Label	Cases	Percentage
3	桃園市	924	9.1%
4	台中市	1212	12.0%
5	台南市	758	7.5%
6	高雄市	1113	11.0%
7	宜蘭縣	181	1.8%
8	新竹縣	228	2.3%
9	苗栗縣	219	2.2%
10	彰化縣	543	5.4%
11	南投縣	191	1.9%
12	雲林縣	262	2.6%
13	嘉義縣	184	1.8%
14	屏東縣	313	3.1%
15	台東縣	163	1.6%
16	花蓮縣	171	1.7%
17	澎湖縣	145	1.4%
18	基隆市	168	1.7%
19	新竹市	241	2.4%
20	嘉義市	192	1.9%
21	金門縣	103	1.0%
22	連江縣	49	0.5%
99	遺漏值或跳答	0	

Warning: these figures indicate the number of cases found in the data file. They cannot be interpreted as summary statistics of the population of interest.

v05: 5.近一年內，是否到電影院/戲院看電影？

Information	[Type= discrete] [Format=numeric] [Range= 0-1] [Missing=*]
Statistics [NW/ W]	[Valid=10121 /-] [Invalid=0 /-]

Value	Label	Cases	Percentage
0	否	6053	59.8%
1	是	4068	40.2%

Warning: these figures indicate the number of cases found in the data file. They cannot be interpreted as summary statistics of the population of interest.

v05_1: 5-1.近一年內，到電影院/戲院看電影的頻率是?__場次/年

Information	[Type= discrete] [Format=numeric] [Range= 0-998] [Missing=*]
Statistics [NW/ W]	[Valid=10121 /-] [Invalid=0 /-]

Value	Label	Cases	Percentage
0	沒有去過電影院看電影	6053	59.8%
1		1055	10.4%
2		1025	10.1%
3		647	6.4%
4		220	2.2%
5		386	3.8%
6		181	1.8%
7		29	0.3%
8		65	0.6%

File : data2019

v05_1: 5-1. 近一年內，到電影院/戲院看電影的頻率是?__場次/年

Value	Label	Cases	Percentage
9		15	0.1%
10		200	2.0%
11		3	0.0%
12		60	0.6%
13		2	0.0%
14		1	0.0%
15		24	0.2%
16		1	0.0%
18		2	0.0%
20		49	0.5%
24		11	0.1%
25		3	0.0%
30		12	0.1%
36		2	0.0%
39		1	0.0%
40		3	0.0%
42		1	0.0%
45		1	0.0%
50		2	0.0%
53		1	0.0%
55		1	0.0%
60		3	0.0%
96		2	0.0%
100		2	0.0%
998	不知道	58	0.6%

Warning: these figures indicate the number of cases found in the data file. They cannot be interpreted as summary statistics of the population of interest.

v05_2: 5-2. 近一年內，到電影院/戲院看電影，其中國片觀看部(次)數為__場次/年

Information	[Type= discrete] [Format=numeric] [Range= 0-999] [Missing=*]		
Statistics [NW/ W]	[Valid=9683 /-] [Invalid=438 /-]		
Value	Label	Cases	Percentage
0		8159	84.3%
1		870	9.0%
2		343	3.5%
3		117	1.2%
4		31	0.3%
5		42	0.4%
6		19	0.2%
7		3	0.0%
8		5	0.1%
9		1	0.0%
10		9	0.1%
12		1	0.0%
13		1	0.0%

File : data2019

v05_2: 5-2. 近一年內，到電影院/戲院看電影，其中國片觀看部(次)數為__場次/年

Value	Label	Cases	Percentage
15		2	0.0%
16		1	0.0%
20		1	0.0%
96		1	0.0%
98		3	0.0%
998	不知道	74	0.8%
999	跳答或遺漏值	0	
Sysmiss		438	

Warning: these figures indicate the number of cases found in the data file. They cannot be interpreted as summary statistics of the population of interest.

v06: 6. 近一年內，是否觀看「電視」（不含透過網路下載觀看）？

Information	[Type= discrete] [Format=numeric] [Range= 0-1] [Missing=*]
Statistics [NW/ W]	[Valid=10121 /-] [Invalid=0 /-]

Value	Label	Cases	Percentage
0	否	1350	13.3%
1	是	8771	86.7%

Warning: these figures indicate the number of cases found in the data file. They cannot be interpreted as summary statistics of the population of interest.

v06_1: 6-1. 近一年內，平均每週花多少時間看電視？__小時/週

Information	[Type= discrete] [Format=numeric] [Range= 0-998] [Missing=*]
Statistics [NW/ W]	[Valid=10121 /-] [Invalid=0 /-]

Value	Label	Cases	Percentage
0	沒有觀賞過電視節目	1350	13.3%
1		473	4.7%
2		522	5.2%
3		397	3.9%
4		361	3.6%
5		362	3.6%
6		197	1.9%
7		949	9.4%
8		211	2.1%
9		22	0.2%
10		611	6.0%
11		38	0.4%
12		92	0.9%
13		6	0.1%
14		1152	11.4%
15		190	1.9%
16		39	0.4%
17		8	0.1%
18		53	0.5%
19		1	0.0%
20		377	3.7%
21		768	7.6%

File : data2019

v06_1: 6-1.近一年內，平均每週花多少時間看電視?—小時/週

Value	Label	Cases	Percentage
22		6	0.1%
23		6	0.1%
24		33	0.3%
25		79	0.8%
26		5	0.0%
27		3	0.0%
28		445	4.4%
30		181	1.8%
32		7	0.1%
33		3	0.0%
34		2	0.0%
35		309	3.1%
36		4	0.0%
37		1	0.0%
38		3	0.0%
39		2	0.0%
40		79	0.8%
42		168	1.7%
45		8	0.1%
46		5	0.0%
48		7	0.1%
49		36	0.4%
50		33	0.3%
54		1	0.0%
55		1	0.0%
56		95	0.9%
60		16	0.2%
63		3	0.0%
65		2	0.0%
70		59	0.6%
72		1	0.0%
77		1	0.0%
80		2	0.0%
84		9	0.1%
100		5	0.0%
105		4	0.0%
108		1	0.0%
110		1	0.0%
112		4	0.0%
120		2	0.0%
126		2	0.0%
130		1	0.0%
140		1	0.0%

File : data2019

v06_1: 6-1.近一年內，平均每週花多少時間看電視?__小時/週

Value	Label	Cases	Percentage
998	不知道	306	<div></div> 3.0%

Warning: these figures indicate the number of cases found in the data file. They cannot be interpreted as summary statistics of the population of interest.

v07: 7.近一年內，是否收聽「廣播」？

Information	[Type= discrete] [Format=numeric] [Range= 0-1] [Missing=*]
Statistics [NW/ W]	[Valid=10121 /-] [Invalid=0 /-]

Value	Label	Cases	Percentage
0	否	6257	<div></div> 61.8%
1	是	3864	<div></div> 38.2%

Warning: these figures indicate the number of cases found in the data file. They cannot be interpreted as summary statistics of the population of interest.

v07_1: 7-1.近一年內，平均每週花多少時間收聽廣播?__小時/週

Information	[Type= discrete] [Format=numeric] [Range= 0-998] [Missing=*]
Statistics [NW/ W]	[Valid=10121 /-] [Invalid=0 /-]

Value	Label	Cases	Percentage
0	沒有收聽過廣播	6257	<div></div> 61.8%
1		791	<div></div> 7.8%
1.5		1	0.0%
2		485	<div></div> 4.8%
2.5		1	0.0%
3		343	<div></div> 3.4%
3.5		13	0.1%
4		242	<div></div> 2.4%
5		242	<div></div> 2.4%
6		94	<div></div> 0.9%
7		355	<div></div> 3.5%
8		85	<div></div> 0.8%
9		6	0.1%
10		172	<div></div> 1.7%
11		4	0.0%
12		29	0.3%
13		2	0.0%
14		188	<div></div> 1.9%
15		41	<div></div> 0.4%
16		9	0.1%
18		8	0.1%
19		1	0.0%
20		73	<div></div> 0.7%
21		67	<div></div> 0.7%
22		1	0.0%
24		3	0.0%
25		13	0.1%
28		52	<div></div> 0.5%
30		51	<div></div> 0.5%

File : data2019

v07_1: 7-1. 近一年內，平均每週花多少時間收聽廣播?—小時/週

Value	Label	Cases	Percentage
32		4	0.0%
35		49	0.5%
36		1	0.0%
38		1	0.0%
39		1	0.0%
40		130	1.3%
41		1	0.0%
42		25	0.2%
45		12	0.1%
48		16	0.2%
49		8	0.1%
50		22	0.2%
52		1	0.0%
54		2	0.0%
56		61	0.6%
58		1	0.0%
60		13	0.1%
63		8	0.1%
64		2	0.0%
70		12	0.1%
72		2	0.0%
78		1	0.0%
84		10	0.1%
91		1	0.0%
100		1	0.0%
105		1	0.0%
120		2	0.0%
143		1	0.0%
998	不知道	103	1.0%

Warning: these figures indicate the number of cases found in the data file. They cannot be interpreted as summary statistics of the population of interest.

v08: 8. 近一年內，是否曾閱讀「雜誌」（實體雜誌，不含於網路上瀏覽雜誌網站）?

Information	[Type= discrete] [Format=numeric] [Range= 0-1] [Missing=*]		
Statistics [NW/ W]	[Valid=10121 /-] [Invalid=0 /-]		
Value	Label	Cases	Percentage
0	否	6981	69.0%
1	是	3140	31.0%

Warning: these figures indicate the number of cases found in the data file. They cannot be interpreted as summary statistics of the population of interest.

v08_1: 8-1. 近一年內，平均每週花多少時間閱讀實體雜誌?—小時/週

Information	[Type= discrete] [Format=numeric] [Range= 0-998] [Missing=*]		
Statistics [NW/ W]	[Valid=10121 /-] [Invalid=0 /-]		
Value	Label	Cases	Percentage
0	近一年內未閱讀過實體雜誌	6981	69.0%

File : data2019

v08_1: 8-1.近一年內，平均每週花多少時間閱讀實體雜誌?—小時/週

Value	Label	Cases	Percentage
0.5		2	0.0%
1		1185	11.7%
1.5		1	0.0%
2		587	5.8%
3		330	3.3%
3.5		11	0.1%
4		201	2.0%
5		146	1.4%
6		61	0.6%
7		205	2.0%
8		44	0.4%
9		5	0.0%
10		86	0.8%
11		5	0.0%
12		12	0.1%
13		1	0.0%
14		78	0.8%
15		10	0.1%
16		2	0.0%
18		1	0.0%
20		18	0.2%
21		20	0.2%
24		4	0.0%
25		2	0.0%
26		1	0.0%
28		9	0.1%
30		10	0.1%
35		4	0.0%
36		1	0.0%
40		3	0.0%
49		1	0.0%
50		1	0.0%
56		3	0.0%
60		2	0.0%
140		1	0.0%
998	不知道	87	0.9%

Warning: these figures indicate the number of cases found in the data file. They cannot be interpreted as summary statistics of the population of interest.

v09: 9.近一年內，是否曾閱讀「報紙」（實體報紙，不含於網路上瀏覽新聞）?

Information	[Type= discrete] [Format=numeric] [Range= 0-1] [Missing=*]		
Statistics [NW/ W]	[Valid=10121 /-] [Invalid=0 /-]		
Value	Label	Cases	Percentage
0	否	7060	69.8%
1	是	3061	30.2%

File : data2019			
# v09: 9.近一年內，是否曾閱讀「報紙」（實體報紙，不含於網路上瀏覽新聞）？			
<i>Warning: these figures indicate the number of cases found in the data file. They cannot be interpreted as summary statistics of the population of interest.</i>			
# v09_1: 9-1.近一年內，平均每週花多少時間閱讀實體報紙？__小時/週			
Information	[Type= discrete] [Format=numeric] [Range= 0-998] [Missing=*]		
Statistics [NW/ W]	[Valid=10121 /-] [Invalid=0 /-]		
Value	Label	Cases	Percentage
0	近一年內未觀看過實體報紙	7060	69.8%
0.5		5	0.0%
1		1038	10.3%
1.5		6	0.1%
2		412	4.1%
2.5		4	0.0%
3		272	2.7%
3.5		29	0.3%
4		383	3.8%
4.5		1	0.0%
5		101	1.0%
6		45	0.4%
7		439	4.3%
8		23	0.2%
9		3	0.0%
10		43	0.4%
11		13	0.1%
12		7	0.1%
14		89	0.9%
15		8	0.1%
18		1	0.0%
20		17	0.2%
21		18	0.2%
24		2	0.0%
25		1	0.0%
28		2	0.0%
30		5	0.0%
35		4	0.0%
36		1	0.0%
40		2	0.0%
42		2	0.0%
60		2	0.0%
84		1	0.0%
140		1	0.0%
998	不知道	81	0.8%
<i>Warning: these figures indicate the number of cases found in the data file. They cannot be interpreted as summary statistics of the population of interest.</i>			
# v10: 10.近一年內，是否曾閱讀「書籍」（含上課用書、教科書、休閒書籍）？			
Information	[Type= discrete] [Format=numeric] [Range= 0-1] [Missing=*]		

File : data2019

v10: 10.近一年內，是否曾閱讀「書籍」（含上課用書、教科書、休閒書籍）？

Statistics [NW/ W] [Valid=10121 /-] [Invalid=0 /-]

Value	Label	Cases	Percentage
0	否	4111	40.6%
1	是	6010	59.4%

Warning: these figures indicate the number of cases found in the data file. They cannot be interpreted as summary statistics of the population of interest.

v10_1: 10-1.近一年內，平均每週花多少時間閱讀書籍？—小時/週

Information [Type= discrete] [Format=numeric] [Range= 0-998] [Missing=*]

Statistics [NW/ W] [Valid=10121 /-] [Invalid=0 /-]

Value	Label	Cases	Percentage
0	近一年內未閱讀過書籍	4111	40.6%
0.5		2	0.0%
1		1035	10.2%
1.5		1	0.0%
2		887	8.8%
2.5		1	0.0%
3		607	6.0%
3.5		13	0.1%
4		400	4.0%
4.5		1	0.0%
5		404	4.0%
6		191	1.9%
7		506	5.0%
8		173	1.7%
9		18	0.2%
10		344	3.4%
11		13	0.1%
12		63	0.6%
13		2	0.0%
14		284	2.8%
15		76	0.8%
16		14	0.1%
17		5	0.0%
18		11	0.1%
20		168	1.7%
21		140	1.4%
22		1	0.0%
23		1	0.0%
24		21	0.2%
25		29	0.3%
26		1	0.0%
28		65	0.6%
29		1	0.0%
30		71	0.7%

File : data2019

v10_1: 10-1. 近一年內，平均每週花多少時間閱讀書籍？—小時/週

Value	Label	Cases	Percentage
32		7	0.1%
34		1	0.0%
35		65	0.6%
36		3	0.0%
38		1	0.0%
39		1	0.0%
40		53	0.5%
42		27	0.3%
43		1	0.0%
44		1	0.0%
45		6	0.1%
47		1	0.0%
48		9	0.1%
49		10	0.1%
50		25	0.2%
53		1	0.0%
54		1	0.0%
55		2	0.0%
56		35	0.3%
60		16	0.2%
63		4	0.0%
68		1	0.0%
70		19	0.2%
72		3	0.0%
75		2	0.0%
77		2	0.0%
80		3	0.0%
84		10	0.1%
98		2	0.0%
100		4	0.0%
112		1	0.0%
120		1	0.0%
998	不知道	143	1.4%

Warning: these figures indicate the number of cases found in the data file. They cannot be interpreted as summary statistics of the population of interest.

v11: 11. 近一年內，是否欣賞現場「流行音樂」（如演唱/奏會、晚會、Livehouse、音樂節、簽唱會活動）？

Information	[Type= discrete] [Format=numeric] [Range= 0-1] [Missing=*]		
Statistics [NW/ W]	[Valid=10121 /-] [Invalid=0 /-]		
Value	Label	Cases	Percentage
0	否	8375	82.7%
1	是	1746	17.3%

Warning: these figures indicate the number of cases found in the data file. They cannot be interpreted as summary statistics of the population of interest.

File : data2019

v11_1: 11-1. 近一年內，欣賞現場流行音樂的頻率為？次/年

Information [Type= discrete] [Format=numeric] [Range= 0-998] [Missing=*]

Statistics [NW/ W] [Valid=10121 /-] [Invalid=0 /-]

Value	Label	Cases	Percentage
0	近一年內未觀賞過現場流行音樂活動	8375	82.7%
1		681	6.7%
2		531	5.2%
3		231	2.3%
4		56	0.6%
5		86	0.8%
6		34	0.3%
7		8	0.1%
8		7	0.1%
10		35	0.3%
12		12	0.1%
13		1	0.0%
15		4	0.0%
20		10	0.1%
21		1	0.0%
22		1	0.0%
26		1	0.0%
30		2	0.0%
36		1	0.0%
48		1	0.0%
50		2	0.0%
60		2	0.0%
78		1	0.0%
998	不知道	38	0.4%

Warning: these figures indicate the number of cases found in the data file. They cannot be interpreted as summary statistics of the population of interest.

v11_2: 11-2. 近一年內欣賞現場流行音樂，其中付費門票活動次數為？次/年

Information [Type= discrete] [Format=numeric] [Range= 0-999] [Missing=*]

Statistics [NW/ W] [Valid=9926 /-] [Invalid=195 /-]

Value	Label	Cases	Percentage
0		8937	90.0%
1		529	5.3%
2		239	2.4%
3		98	1.0%
4		25	0.3%
5		22	0.2%
6		11	0.1%
7		3	0.0%
8		1	0.0%
10		11	0.1%
12		3	0.0%

File : data2019

v11_2: 11-2. 近一年內欣賞現場流行音樂，其中付費門票活動次數為____次/年

Value	Label	Cases	Percentage
13		2	0.0%
20		3	0.0%
30		1	0.0%
998	不知道	41	0.4%
999	跳答/不知道	0	
Sysmiss		195	

Warning: these figures indicate the number of cases found in the data file. They cannot be interpreted as summary statistics of the population of interest.

v12: 12. 近一年內，是否至KTV聽歌/唱歌？

Information	[Type= discrete] [Format=numeric] [Range= 0-1] [Missing=*]
Statistics [NW/ W]	[Valid=10121 /-] [Invalid=0 /-]

Value	Label	Cases	Percentage
0	否	7093	70.1%
1	是	3028	29.9%

Warning: these figures indicate the number of cases found in the data file. They cannot be interpreted as summary statistics of the population of interest.

v12_1: 12-1. 近一年內，至KTV聽歌/唱歌的頻率為何？____次/年

Information	[Type= discrete] [Format=numeric] [Range= 0-998] [Missing=*]
Statistics [NW/ W]	[Valid=10121 /-] [Invalid=0 /-]

Value	Label	Cases	Percentage
0	近一年內未至KTV過	7093	70.1%
1		751	7.4%
2		721	7.1%
3		497	4.9%
4		177	1.7%
5		252	2.5%
6		131	1.3%
7		26	0.3%
8		18	0.2%
9		8	0.1%
10		150	1.5%
12		75	0.7%
13		2	0.0%
14		3	0.0%
15		22	0.2%
16		3	0.0%
18		1	0.0%
20		38	0.4%
21		1	0.0%
22		1	0.0%
24		14	0.1%
25		4	0.0%
26		1	0.0%
28		1	0.0%

File : data2019

v12_1: 12-1. 近一年內，至KTV聽歌/唱歌的頻率為何?__次/年

Value	Label	Cases	Percentage
30		16	0.2%
32		1	0.0%
36		6	0.1%
38		1	0.0%
40		5	0.0%
45		1	0.0%
46		1	0.0%
48		10	0.1%
50		8	0.1%
52		6	0.1%
54		1	0.0%
60		2	0.0%
70		1	0.0%
72		1	0.0%
96		3	0.0%
100		7	0.1%
104		2	0.0%
120		1	0.0%
144		2	0.0%
150		3	0.0%
200		2	0.0%
250		1	0.0%
998	不知道	50	0.5%

Warning: these figures indicate the number of cases found in the data file. They cannot be interpreted as summary statistics of the population of interest.

v13: 13. 近一年內，是否會欣賞現場「古典與傳統音樂類」（非流行音樂，如民族音樂、西樂、世界音樂）?

Information	[Type= discrete] [Format=numeric] [Range= 0-1] [Missing=*]		
Statistics [NW/ W]	[Valid=10121 /-] [Invalid=0 /-]		
Value	Label	Cases	Percentage
0	否	8852	87.5%
1	是	1269	12.5%

Warning: these figures indicate the number of cases found in the data file. They cannot be interpreted as summary statistics of the population of interest.

v13_1: 13-1. 近一年內，欣賞現場古典與傳統音樂類活動的頻率為?__次/年

Information	[Type= discrete] [Format=numeric] [Range= 0-998] [Missing=*]		
Statistics [NW/ W]	[Valid=10121 /-] [Invalid=0 /-]		
Value	Label	Cases	Percentage
0	近一年內未欣賞過現場古典與傳統音樂活動	8852	87.5%
1		537	5.3%
2		365	3.6%
3		149	1.5%
4		52	0.5%
5		54	0.5%
6		24	0.2%

File : data2019

v13_1: 13-1. 近一年內，欣賞現場古典與傳統音樂類活動的頻率為____次/年

Value	Label	Cases	Percentage
7		4	0.0%
8		6	0.1%
9		1	0.0%
10		30	0.3%
11		1	0.0%
12		9	0.1%
13		1	0.0%
15		2	0.0%
18		1	0.0%
20		3	0.0%
25		1	0.0%
30		5	0.0%
40		1	0.0%
50		1	0.0%
52		3	0.0%
150		1	0.0%
998	不知道	18	0.2%

Warning: these figures indicate the number of cases found in the data file. They cannot be interpreted as summary statistics of the population of interest.

v13_2: 13-2. 近一年內，欣賞現場古典與傳統音樂類，其中付費門票活動次數為____次/年

Information	[Type= discrete] [Format=numeric] [Range= 0-999] [Missing=*]
Statistics [NW/ W]	[Valid=10005 /-] [Invalid=116 /-]

Value	Label	Cases	Percentage
0		9393	93.9%
1		323	3.2%
2		149	1.5%
3		60	0.6%
4		14	0.1%
5		19	0.2%
6		8	0.1%
7		1	0.0%
8		2	0.0%
10		9	0.1%
11		1	0.0%
20		2	0.0%
30		3	0.0%
998	不知道	6	0.1%
999	跳答/不知道	15	0.1%
Sysmiss		116	

Warning: these figures indicate the number of cases found in the data file. They cannot be interpreted as summary statistics of the population of interest.

v14: 14. 近一年內，是否欣賞現場「現代戲劇類」活動(如舞台劇、音樂劇、歌舞劇、話劇、兒童戲劇及偶戲等)?

Information	[Type= discrete] [Format=numeric] [Range= 0-1] [Missing=*]
Statistics [NW/ W]	[Valid=10121 /-] [Invalid=0 /-]

File : data2019

v14: 14.近一年內，是否欣賞現場「現代戲劇類」活動(如舞台劇、音樂劇、歌舞劇、話劇、兒童戲劇及偶戲等)?

















Value	Label	Cases	Percentage
0	否	8902	 88.0%
1	是	1219	 12.0%

Warning: these figures indicate the number of cases found in the data file. They cannot be interpreted as summary statistics of the population of interest.

v14_1: 14-1.近一年內，欣賞現場現代戲劇類活動的頻率是?__次/年

Information [Type= discrete] [Format=numeric] [Range= 0-998] [Missing=*]

Statistics [NW/ W] [Valid=10121 /-] [Invalid=0 /-]















Value	Label	Cases	Percentage
0	近一年內未欣賞過	8902	 88.0%
1		629	 6.2%
2		343	 3.4%
3		128	 1.3%
4		22	 0.2%
5		34	 0.3%
6		12	 0.1%
7		4	 0.0%
8		6	 0.1%
9		2	 0.0%
10		13	 0.1%
12		2	 0.0%
15		1	 0.0%
20		3	 0.0%
30		1	 0.0%
998	不知道	19	 0.2%

Warning: these figures indicate the number of cases found in the data file. They cannot be interpreted as summary statistics of the population of interest.

v14_2: 14-2.近一年內，欣賞現場現代戲劇類活動，其中付費門票活動次數為__次/年

Information [Type= discrete] [Format=numeric] [Range= 0-999] [Missing=*]

Statistics [NW/ W] [Valid=9995 /-] [Invalid=126 /-]

Value	Label	Cases	Percentage
0		9296	 93.0%
1		415	 4.2%
2		164	 1.6%
3		61	 0.6%
4		9	 0.1%
5		12	 0.1%
6		3	 0.0%
7		3	 0.0%
8		2	 0.0%
9		1	 0.0%
10		4	 0.0%
20		2	 0.0%
25		1	 0.0%
998	不知道	3	 0.0%

File : data2019

v14_2: 14-2.近一年內，欣賞現場現代戲劇類活動，其中付費門票活動次數為____次/年

Value	Label	Cases	Percentage
999	跳答/不知道	19	0.2%
Sysmiss		126	

Warning: these figures indicate the number of cases found in the data file. They cannot be interpreted as summary statistics of the population of interest.

v15: 15.近一年內，是否欣賞現場「傳統戲曲類」活動(如歌仔戲、京劇、崑曲、偶戲、說唱藝術、南管、北管、客家戲及高甲戲等)?

Information	[Type= discrete] [Format=numeric] [Range= 0-1] [Missing=*]
Statistics [NW/ W]	[Valid=10121 /-] [Invalid=0 /-]

Value	Label	Cases	Percentage
0	否	9035	89.3%
1	是	1086	10.7%

Warning: these figures indicate the number of cases found in the data file. They cannot be interpreted as summary statistics of the population of interest.

v15_1: 15-1.近一年內，欣賞現場傳統戲曲類活動頻率是?____次/年

Information	[Type= discrete] [Format=numeric] [Range= 0-998] [Missing=*]
Statistics [NW/ W]	[Valid=10121 /-] [Invalid=0 /-]

Value	Label	Cases	Percentage
0	近一年內未欣賞過	9035	89.3%
1		496	4.9%
2		281	2.8%
3		131	1.3%
4		30	0.3%
5		39	0.4%
6		27	0.3%
7		3	0.0%
8		6	0.1%
9		1	0.0%
10		21	0.2%
12		6	0.1%
13		1	0.0%
15		4	0.0%
20		6	0.1%
24		1	0.0%
40		1	0.0%
52		1	0.0%
75		1	0.0%
121		1	0.0%
998	不知道	29	0.3%

Warning: these figures indicate the number of cases found in the data file. They cannot be interpreted as summary statistics of the population of interest.

v15_2: 15-2.近一年內，欣賞現場傳統戲曲類活動，其中付費門票活動次數為____次/年

Information	[Type= discrete] [Format=numeric] [Range= 0-999] [Missing=*]
Statistics [NW/ W]	[Valid=10017 /-] [Invalid=104 /-]

File : data2019

v15_2: 15-2.近一年內，欣賞現場傳統戲曲類活動，其中付費門票活動次數為____次/年

Value	Label	Cases	Percentage
0		9748	97.3%
1		156	1.6%
2		53	0.5%
3		19	0.2%
5		5	0.0%
6		4	0.0%
8		1	0.0%
10		1	0.0%
12		2	0.0%
15		1	0.0%
998	不知道	0	
999	跳答/不知道	27	0.3%
Sysmiss		104	

Warning: these figures indicate the number of cases found in the data file. They cannot be interpreted as summary statistics of the population of interest.

v16: 16.您近一年內，是否欣賞現場「舞蹈類」活動(如原住民舞蹈、現代舞、芭蕾舞及民族舞蹈等)?

Information	[Type= discrete] [Format=numeric] [Range= 0-1] [Missing=*]
Statistics [NW/ W]	[Valid=10121 /-] [Invalid=0 /-]

Value	Label	Cases	Percentage
0	否	8939	88.3%
1	是	1182	11.7%

Warning: these figures indicate the number of cases found in the data file. They cannot be interpreted as summary statistics of the population of interest.

v16_1: 16-1.您近一年內，欣賞現場舞蹈類活動頻率是?____次/年

Information	[Type= discrete] [Format=numeric] [Range= 0-998] [Missing=*]
Statistics [NW/ W]	[Valid=10121 /-] [Invalid=0 /-]

Value	Label	Cases	Percentage
0	近一年內未欣賞過	8939	88.3%
1		522	5.2%
2		318	3.1%
3		145	1.4%
4		27	0.3%
5		59	0.6%
6		24	0.2%
7		4	0.0%
8		6	0.1%
9		3	0.0%
10		27	0.3%
11		1	0.0%
12		5	0.0%
15		1	0.0%
16		2	0.0%
20		6	0.1%
25		1	0.0%

File : data2019

v16_1: 16-1.您近一年內，欣賞現場舞蹈類活動頻率是?__次/年

Value	Label	Cases	Percentage
30		2	0.0%
50		3	0.0%
52		2	0.0%
998	不知道	24	0.2%

Warning: these figures indicate the number of cases found in the data file. They cannot be interpreted as summary statistics of the population of interest.

v16_2: 16-2.您近一年內，欣賞現場舞蹈類活動，其中付費門票活動次數為__次/年

Information	[Type= discrete] [Format=numeric] [Range= 0-999] [Missing=*]
Statistics [NW/ W]	[Valid=9974 /-] [Invalid=147 /-]

Value	Label	Cases	Percentage
0		9641	96.7%
1		201	2.0%
2		67	0.7%
3		20	0.2%
4		7	0.1%
5		10	0.1%
7		1	0.0%
8		1	0.0%
10		1	0.0%
12		1	0.0%
30		1	0.0%
998	不知道	1	0.0%
999	跳答/不知道	22	0.2%
Sysmiss		147	

Warning: these figures indicate the number of cases found in the data file. They cannot be interpreted as summary statistics of the population of interest.

v17: 17.您近一年內，是否曾參觀過現場視覺藝術展覽展示活動?

Information	[Type= discrete] [Format=numeric] [Range= 0-1] [Missing=*]
Statistics [NW/ W]	[Valid=10121 /-] [Invalid=0 /-]

Value	Label	Cases	Percentage
0	否	6042	59.7%
1	是	4079	40.3%

Warning: these figures indicate the number of cases found in the data file. They cannot be interpreted as summary statistics of the population of interest.

v17_1: 17.您近一年內，曾參觀的現場視覺藝術展覽展示活動類型有哪些(複選)：(1)繪畫書法類(如水墨、書法與篆刻、水彩、油畫、版畫、插畫及素描等)

Information	[Type= discrete] [Format=numeric] [Range= 0-9] [Missing=*]
Statistics [NW/ W]	[Valid=10121 /-] [Invalid=0 /-]

Value	Label	Cases	Percentage
0	無	7822	77.3%
1	有	2299	22.7%
9	遺漏值或跳答	0	

Warning: these figures indicate the number of cases found in the data file. They cannot be interpreted as summary statistics of the population of interest.

File : data2019			
# v17_2: 17.您近一年內，曾參觀的現場視覺藝術展覽展示活動類型有哪些(複選)：(2)裝置藝術與多媒體類(如公共藝術、錄像、電腦多媒體及互動藝術等)			
Information	[Type= discrete] [Format=numeric] [Range= 0-9] [Missing=*]		
Statistics [NW/ W]	[Valid=10121 /-] [Invalid=0 /-]		
Value	Label	Cases	Percentage
0	無	7971	<div><div></div></div> 78.8%
1	有	2150	<div><div></div></div> 21.2%
9	遺漏值或跳答	0	
Warning: these figures indicate the number of cases found in the data file. They cannot be interpreted as summary statistics of the population of interest.			
# v17_3: 17.您近一年內，曾參觀的現場視覺藝術展覽展示活動類型有哪些(複選)：(3)攝影類			
Information	[Type= discrete] [Format=numeric] [Range= 0-9] [Missing=*]		
Statistics [NW/ W]	[Valid=10121 /-] [Invalid=0 /-]		
Value	Label	Cases	Percentage
0	無	8597	<div><div></div></div> 84.9%
1	有	1524	<div><div></div></div> 15.1%
9	遺漏值或跳答	0	
Warning: these figures indicate the number of cases found in the data file. They cannot be interpreted as summary statistics of the population of interest.			
# v17_4: 17.您近一年內，曾參觀的現場視覺藝術展覽展示活動類型有哪些(複選)：(4)雕塑類(如石雕、木雕、金屬、泥塑或其他材質的立體呈現等)			
Information	[Type= discrete] [Format=numeric] [Range= 0-9] [Missing=*]		
Statistics [NW/ W]	[Valid=10121 /-] [Invalid=0 /-]		
Value	Label	Cases	Percentage
0	無	8889	<div><div></div></div> 87.8%
1	有	1232	<div><div></div></div> 12.2%
9	遺漏值或跳答	0	
Warning: these figures indicate the number of cases found in the data file. They cannot be interpreted as summary statistics of the population of interest.			
# v17_5: 17.您近一年內，曾參觀的現場視覺藝術展覽展示活動類型有哪些(複選)：(5)設計類(如平面設計、流行時尚設計及時裝設計、家具設計、建築設計、珠寶設計、室內設計、產品設計等)			
Information	[Type= discrete] [Format=numeric] [Range= 0-9] [Missing=*]		
Statistics [NW/ W]	[Valid=10121 /-] [Invalid=0 /-]		
Value	Label	Cases	Percentage
0	無	8623	<div><div></div></div> 85.2%
1	有	1498	<div><div></div></div> 14.8%
9	遺漏值或跳答	0	
Warning: these figures indicate the number of cases found in the data file. They cannot be interpreted as summary statistics of the population of interest.			
# v17_6: 17.您近一年內，曾參觀的現場視覺藝術展覽展示活動類型有哪些(複選)：(6)工藝類(如陶瓷、玻(琉)璃、金工(如金屬)及珠寶/玉石、織染繡、木雕、紙藝等)			
Information	[Type= discrete] [Format=numeric] [Range= 0-9] [Missing=*]		
Statistics [NW/ W]	[Valid=10121 /-] [Invalid=0 /-]		
Value	Label	Cases	Percentage
0	無	8760	<div><div></div></div> 86.6%
1	有	1361	<div><div></div></div> 13.4%
9	遺漏值或跳答	0	

File : data2019

v17_6: 17.您近一年內，曾參觀的現場視覺藝術展覽展示活動類型有哪些(複選)：(6)工藝類(如陶瓷、玻(琉)璃、金工(如金屬)及珠寶/玉石、織染繡、木雕、紙藝等)

Warning: these figures indicate the number of cases found in the data file. They cannot be interpreted as summary statistics of the population of interest.

v17_7: 17.您近一年內，曾參觀的現場視覺藝術展覽展示活動類型有哪些(複選)：(0)皆未欣賞過(跳答19題)

Information [Type= discrete] [Format=numeric] [Range= 0-9] [Missing=*]

Statistics [NW/ W] [Valid=10121 /-] [Invalid=0 /-]

Value	Label	Cases	Percentage
0	無	4079	40.3%
1	有	6042	59.7%
9	遺漏值或跳答	0	

Warning: these figures indicate the number of cases found in the data file. They cannot be interpreted as summary statistics of the population of interest.

v18: 18.您近一年內，參觀上述「視覺藝術類」現場展示活動的頻率?__次/年

Information [Type= discrete] [Format=numeric] [Range= 0-998] [Missing=*]

Statistics [NW/ W] [Valid=10121 /-] [Invalid=0 /-]

Value	Label	Cases	Percentage
0	近一年內未參觀過	6042	59.7%
1		1246	12.3%
2		1062	10.5%
3		560	5.5%
4		200	2.0%
5		291	2.9%
6		164	1.6%
7		30	0.3%
8		46	0.5%
9		7	0.1%
10		135	1.3%
11		2	0.0%
12		43	0.4%
13		2	0.0%
14		1	0.0%
15		20	0.2%
16		2	0.0%
17		2	0.0%
18		2	0.0%
20		29	0.3%
23		1	0.0%
24		6	0.1%
25		6	0.1%
26		1	0.0%
30		6	0.1%
35		3	0.0%
36		3	0.0%
45		2	0.0%
48		2	0.0%

File : data2019

v18: 18.您近一年內，參觀上述「視覺藝術類」現場展示活動的頻率?___次/年

Value	Label	Cases	Percentage
50		2	0.0%
60		1	0.0%
100		1	0.0%
998	不知道	201	2.0%

Warning: these figures indicate the number of cases found in the data file. They cannot be interpreted as summary statistics of the population of interest.

v18_1: 18-1.您近一年內，參觀上述視覺藝術類現場展示活動，其中付費門票活動次數為___次/年

Information	[Type= discrete] [Format=numeric] [Range= 0-998] [Missing=*]
Statistics [NW/ W]	[Valid=9691 /-] [Invalid=430 /-]

Value	Label	Cases	Percentage
0		7979	82.3%
1		711	7.3%
2		435	4.5%
3		160	1.7%
4		51	0.5%
5		71	0.7%
6		30	0.3%
7		11	0.1%
8		6	0.1%
10		19	0.2%
13		2	0.0%
15		4	0.0%
19		1	0.0%
20		1	0.0%
23		1	0.0%
24		2	0.0%
25		3	0.0%
30		1	0.0%
998	不知道	203	2.1%
Sysmiss		430	

Warning: these figures indicate the number of cases found in the data file. They cannot be interpreted as summary statistics of the population of interest.

v19_1: 19.您過去一年曾經參觀過下列那些文化相關展覽活動(複選)：(1)書展

Information	[Type= discrete] [Format=numeric] [Range= 0-9] [Missing=*]
Statistics [NW/ W]	[Valid=10121 /-] [Invalid=0 /-]

Value	Label	Cases	Percentage
0	無	8129	80.3%
1	有	1992	19.7%
9	遺漏值或跳答	0	

Warning: these figures indicate the number of cases found in the data file. They cannot be interpreted as summary statistics of the population of interest.

v19_2: 19.您過去一年曾經參觀過下列那些文化相關展覽活動(複選)：(2)動漫展

Information	[Type= discrete] [Format=numeric] [Range= 0-9] [Missing=*]
Statistics [NW/ W]	[Valid=10121 /-] [Invalid=0 /-]

File : data2019

v19_2: 19.您過去一年曾經參觀過下列那些文化相關展覽活動(複選)：(2)動漫展

Value	Label	Cases	Percentage
0	無	9325	<div><div></div></div> 92.1%
1	有	796	<div><div></div></div> 7.9%
9	遺漏值或跳答	0	

Warning: these figures indicate the number of cases found in the data file. They cannot be interpreted as summary statistics of the population of interest.

v19_3: 19.您過去一年曾經參觀過下列那些文化相關展覽活動(複選)：(3)影視展(影展、電視節展覽)

Information	[Type= discrete] [Format=numeric] [Range= 0-9] [Missing=*]
Statistics [NW/ W]	[Valid=10121 /-] [Invalid=0 /-]

Value	Label	Cases	Percentage
0	無	9618	<div><div></div></div> 95.0%
1	有	503	<div><div></div></div> 5.0%
9	遺漏值或跳答	0	

Warning: these figures indicate the number of cases found in the data file. They cannot be interpreted as summary statistics of the population of interest.

v19_4: 19.您過去一年曾經參觀過下列那些文化相關展覽活動(複選)：(4)文創商品展

Information	[Type= discrete] [Format=numeric] [Range= 0-9] [Missing=*]
Statistics [NW/ W]	[Valid=10121 /-] [Invalid=0 /-]

Value	Label	Cases	Percentage
0	無	7291	<div><div></div></div> 72.0%
1	有	2830	<div><div></div></div> 28.0%
9	遺漏值或跳答	0	

Warning: these figures indicate the number of cases found in the data file. They cannot be interpreted as summary statistics of the population of interest.

v19_5: 19.您過去一年曾經參觀過下列那些文化相關展覽活動(複選)：(6)皆未參觀過

Information	[Type= discrete] [Format=numeric] [Range= 0-9] [Missing=*]
Statistics [NW/ W]	[Valid=10121 /-] [Invalid=0 /-]

Value	Label	Cases	Percentage
0	無	4024	<div><div></div></div> 39.8%
1	有	6097	<div><div></div></div> 60.2%
9	遺漏值或跳答	0	

Warning: these figures indicate the number of cases found in the data file. They cannot be interpreted as summary statistics of the population of interest.

v20: 20.您近一年是否在國內參觀或欣賞過文藝民俗節慶活動？

Information	[Type= discrete] [Format=numeric] [Range= 0-1] [Missing=*]
Statistics [NW/ W]	[Valid=10121 /-] [Invalid=0 /-]

Value	Label	Cases	Percentage
0	否	6049	<div><div></div></div> 59.8%
1	是	4072	<div><div></div></div> 40.2%

Warning: these figures indicate the number of cases found in the data file. They cannot be interpreted as summary statistics of the population of interest.

# v20_1: 20.您近一年內在國內參觀或欣賞過的文藝民俗節慶活動類型包括哪些(複選)?(1)國家國定慶典(如雙十慶典、國慶煙火、228紀念活動)			
Information	[Type= discrete] [Format=numeric] [Range= 0-9] [Missing=*]		
Statistics [NW/ W]	[Valid=10121 /-] [Invalid=0 /-]		
Value	Label	Cases	Percentage
0	無	9016	89.1%
1	有	1105	10.9%
9	遺漏值或跳答	0	
Warning: these figures indicate the number of cases found in the data file. They cannot be interpreted as summary statistics of the population of interest.			
# v20_2: 20.您近一年內在國內參觀或欣賞過的文藝民俗節慶活動類型包括哪些(複選)?(2)傳統與民俗慶典(如宗教(媽祖等)、民俗(如原住民)、傳統(元宵等節慶))			
Information	[Type= discrete] [Format=numeric] [Range= 0-9] [Missing=*]		
Statistics [NW/ W]	[Valid=10121 /-] [Invalid=0 /-]		
Value	Label	Cases	Percentage
0	無	7101	70.2%
1	有	3020	29.8%
9	遺漏值或跳答	0	
Warning: these figures indicate the number of cases found in the data file. They cannot be interpreted as summary statistics of the population of interest.			
# v20_3: 20.您近一年內在國內參觀或欣賞過的文藝民俗節慶活動類型包括哪些(複選)?(3)藝術節及其他新興之藝術節慶(含中央、地方辦理)(如地景藝術節、電影藝術節、客家桐花祭等)			
Information	[Type= discrete] [Format=numeric] [Range= 0-9] [Missing=*]		
Statistics [NW/ W]	[Valid=10121 /-] [Invalid=0 /-]		
Value	Label	Cases	Percentage
0	無	8309	82.1%
1	有	1812	17.9%
9	遺漏值或跳答	0	
Warning: these figures indicate the number of cases found in the data file. They cannot be interpreted as summary statistics of the population of interest.			
# v20_4: 20.您近一年內在國內參觀或欣賞過的文藝民俗節慶活動類型包括哪些(複選)?(4)其他			
Information	[Type= discrete] [Format=numeric] [Range= 0-9] [Missing=*]		
Statistics [NW/ W]	[Valid=10121 /-] [Invalid=0 /-]		
Value	Label	Cases	Percentage
0	無	10107	99.9%
1	有	14	0.1%
9	遺漏值或跳答	0	
Warning: these figures indicate the number of cases found in the data file. They cannot be interpreted as summary statistics of the population of interest.			
# v20_5: 20.您近一年內在國內參觀或欣賞過的文藝民俗節慶活動類型包括哪些(複選)?(5)以上從未參加/接觸過(跳答22題)			
Information	[Type= discrete] [Format=numeric] [Range= 0-9] [Missing=*]		
Statistics [NW/ W]	[Valid=10121 /-] [Invalid=0 /-]		
Value	Label	Cases	Percentage
0	無	4072	40.2%
1	有	6049	59.8%
9	遺漏值或跳答	0	
Warning: these figures indicate the number of cases found in the data file. They cannot be interpreted as summary statistics of the population of interest.			

# v21: 21.您近一年內，參觀或參與文藝民俗節慶相關活動的頻率是?__次/年			
Information	[Type= discrete] [Format=numeric] [Range= 0-998] [Missing=*]		
Statistics [NW/ W]	[Valid=10121 /-] [Invalid=0 /-]		
Value	Label	Cases	Percentage
0	近一年內未參觀過	6049	59.8%
1		1532	15.1%
2		1201	11.9%
3		593	5.9%
4		166	1.6%
5		192	1.9%
6		77	0.8%
7		9	0.1%
8		19	0.2%
10		55	0.5%
11		1	0.0%
12		19	0.2%
13		4	0.0%
15		6	0.1%
18		1	0.0%
20		16	0.2%
24		2	0.0%
30		6	0.1%
50		4	0.0%
80		2	0.0%
180		1	0.0%
300		1	0.0%
998	不知道	165	1.6%
Warning: these figures indicate the number of cases found in the data file. They cannot be interpreted as summary statistics of the population of interest.			
# v22: 22.您近一年是否去過國內的「博物館」？			
Information	[Type= discrete] [Format=numeric] [Range= 0-1] [Missing=*]		
Statistics [NW/ W]	[Valid=10121 /-] [Invalid=0 /-]		
Value	Label	Cases	Percentage
0	否	5392	53.3%
1	是	4729	46.7%
Warning: these figures indicate the number of cases found in the data file. They cannot be interpreted as summary statistics of the population of interest.			
# v22_1: 22.您近一年內去過國內「博物館」，類型為(複選)?(1)美術館/藝術館(藝術類)：文學、繪畫、音樂、舞蹈、雕塑、建築、戲劇、電影			
Information	[Type= discrete] [Format=numeric] [Range= 0-9] [Missing=*]		
Statistics [NW/ W]	[Valid=10121 /-] [Invalid=0 /-]		
Value	Label	Cases	Percentage
0	無	7466	73.8%
1	有	2655	26.2%
9	遺漏值或跳答	0	
Warning: these figures indicate the number of cases found in the data file. They cannot be interpreted as summary statistics of the population of interest.			

# v22_2: 22.您近一年內去過國內「博物館」，類型為(複選)?(2)科學博物館(科學與技術類)：資訊科學、交通運輸、工業技術/應用科學、天文、產業技術、醫療/生命科學			
Information	[Type= discrete] [Format=numeric] [Range= 0-9] [Missing=*]		
Statistics [NW/ W]	[Valid=10121 /-] [Invalid=0 /-]		
Value	Label	Cases	Percentage
0	無	8076	79.8%
1	有	2045	20.2%
9	遺漏值或跳答	0	
Warning: these figures indicate the number of cases found in the data file. They cannot be interpreted as summary statistics of the population of interest.			
# v22_3: 22.您近一年內去過國內「博物館」，類型為(複選)?(3)歷史/人文博物館(歷史與人文類)：歷史(含名人故居或歷史事件等)、民族學、人類學、民俗學			
Information	[Type= discrete] [Format=numeric] [Range= 0-9] [Missing=*]		
Statistics [NW/ W]	[Valid=10121 /-] [Invalid=0 /-]		
Value	Label	Cases	Percentage
0	無	8256	81.6%
1	有	1865	18.4%
9	遺漏值或跳答	0	
Warning: these figures indicate the number of cases found in the data file. They cannot be interpreted as summary statistics of the population of interest.			
# v22_4: 22.您近一年內去過國內「博物館」，類型為(複選)?(4)自然類博物館(自然與環境類)：動物、植物、地質、海洋、生態			
Information	[Type= discrete] [Format=numeric] [Range= 0-9] [Missing=*]		
Statistics [NW/ W]	[Valid=10121 /-] [Invalid=0 /-]		
Value	Label	Cases	Percentage
0	無	8349	82.5%
1	有	1772	17.5%
9	遺漏值或跳答	0	
Warning: these figures indicate the number of cases found in the data file. They cannot be interpreted as summary statistics of the population of interest.			
# v22_5: 22.您近一年內去過國內「博物館」，類型為(複選)?(5)產業博物館(生活與休閒類)：飲食、服飾、體育、娛樂			
Information	[Type= discrete] [Format=numeric] [Range= 0-9] [Missing=*]		
Statistics [NW/ W]	[Valid=10121 /-] [Invalid=0 /-]		
Value	Label	Cases	Percentage
0	無	8821	87.2%
1	有	1300	12.8%
9	遺漏值或跳答	0	
Warning: these figures indicate the number of cases found in the data file. They cannot be interpreted as summary statistics of the population of interest.			
# v22_6: 22.您近一年內去過國內「博物館」，類型為(複選)?(6)其他			
Information	[Type= discrete] [Format=numeric] [Range= 0-9] [Missing=*]		
Statistics [NW/ W]	[Valid=10121 /-] [Invalid=0 /-]		
Value	Label	Cases	Percentage
0	無	10121	100.0%
1	有	0	
9	遺漏值或跳答	0	
Warning: these figures indicate the number of cases found in the data file. They cannot be interpreted as summary statistics of the population of interest.			

# v22_7: 22.您近一年內去過國內「博物館」，類型為(複選)?(7)未去過博物館(跳答24題)			
Information	[Type= discrete] [Format=numeric] [Range= 0-9] [Missing=*]		
Statistics [NW/ W]	[Valid=10121 /-] [Invalid=0 /-]		
Value	Label	Cases	Percentage
0	無	4729	<div><div></div></div> 46.7%
1	有	5392	<div><div></div></div> 53.3%
9	遺漏值或跳答	0	
Warning: these figures indicate the number of cases found in the data file. They cannot be interpreted as summary statistics of the population of interest.			
# v23: 23.您近一年內在國內參觀「博物館」的頻率是?__次/年			
Information	[Type= discrete] [Format=numeric] [Range= 0-998] [Missing=*]		
Statistics [NW/ W]	[Valid=10121 /-] [Invalid=0 /-]		
Value	Label	Cases	Percentage
0	近一年內未參觀過	5392	<div><div></div></div> 53.3%
1		1791	<div><div></div></div> 17.7%
2		1290	<div><div></div></div> 12.7%
3		647	<div><div></div></div> 6.4%
4		251	<div><div></div></div> 2.5%
5		279	<div><div></div></div> 2.8%
6		126	<div><div></div></div> 1.2%
7		23	<div><div></div></div> 0.2%
8		41	<div><div></div></div> 0.4%
9		3	<div><div></div></div> 0.0%
10		98	<div><div></div></div> 1.0%
11		1	<div><div></div></div> 0.0%
12		25	<div><div></div></div> 0.2%
13		1	<div><div></div></div> 0.0%
15		11	<div><div></div></div> 0.1%
16		1	<div><div></div></div> 0.0%
17		1	<div><div></div></div> 0.0%
20		13	<div><div></div></div> 0.1%
24		3	<div><div></div></div> 0.0%
25		2	<div><div></div></div> 0.0%
30		2	<div><div></div></div> 0.0%
33		1	<div><div></div></div> 0.0%
40		2	<div><div></div></div> 0.0%
48		1	<div><div></div></div> 0.0%
50		2	<div><div></div></div> 0.0%
60		1	<div><div></div></div> 0.0%
100		1	<div><div></div></div> 0.0%
144		1	<div><div></div></div> 0.0%
998	不知道	111	<div><div></div></div> 1.1%
Warning: these figures indicate the number of cases found in the data file. They cannot be interpreted as summary statistics of the population of interest.			
# v23_1: 23.您近一年內在國內參觀「博物館」，其中付費門票次數為__次/年			
Information	[Type= discrete] [Format=numeric] [Range= 0-999] [Missing=*]		
Statistics [NW/ W]	[Valid=9117 /-] [Invalid=1004 /-]		

v23_1: 23.您近一年內在國內參觀「博物館」，其中付費門票次數為__次/年

Value	Label	Cases	Percentage
0		5929	<div><div></div></div> 65.0%
1		1412	<div><div></div></div> 15.5%
2		872	<div><div></div></div> 9.6%
3		375	<div><div></div></div> 4.1%
4		129	<div><div></div></div> 1.4%
5		107	<div><div></div></div> 1.2%
6		65	<div><div></div></div> 0.7%
7		11	<div><div></div></div> 0.1%
8		26	<div><div></div></div> 0.3%
9		2	<div><div></div></div> 0.0%
10		30	<div><div></div></div> 0.3%
11		2	<div><div></div></div> 0.0%
12		8	<div><div></div></div> 0.1%
13		1	<div><div></div></div> 0.0%
15		2	<div><div></div></div> 0.0%
20		2	<div><div></div></div> 0.0%
25		1	<div><div></div></div> 0.0%
50		1	<div><div></div></div> 0.0%
998	不知道	35	<div><div></div></div> 0.4%
999	跳答/不知道	107	<div><div></div></div> 1.2%
Sysmiss		1004	

Warning: these figures indicate the number of cases found in the data file. They cannot be interpreted as summary statistics of the population of interest.

v24: 24.您近一年內在國外參觀「博物館」的頻率是?__次/年

Information	[Type= discrete] [Format=numeric] [Range= 0-998] [Missing=*]
Statistics [NW/ W]	[Valid=10121 /-] [Invalid=0 /-]

Value	Label	Cases	Percentage
0	近一年內未參觀過	9408	<div><div></div></div> 93.0%
1		382	<div><div></div></div> 3.8%
2		131	<div><div></div></div> 1.3%
3		74	<div><div></div></div> 0.7%
4		23	<div><div></div></div> 0.2%
5		29	<div><div></div></div> 0.3%
6		12	<div><div></div></div> 0.1%
7		1	<div><div></div></div> 0.0%
8		6	<div><div></div></div> 0.1%
10		7	<div><div></div></div> 0.1%
15		1	<div><div></div></div> 0.0%
20		3	<div><div></div></div> 0.0%
30		1	<div><div></div></div> 0.0%
98		2	<div><div></div></div> 0.0%
998	不知道	41	<div><div></div></div> 0.4%

Warning: these figures indicate the number of cases found in the data file. They cannot be interpreted as summary statistics of the population of interest.

v25_0: 25.您近一年在國內去過文化機構或使用過文化藝術場所(複選)?(0)博物館

Information	[Type= discrete] [Format=numeric] [Range= 0-9] [Missing=*]
-------------	--

# v25_0: 25.您近一年在國內去過文化機構或使用過文化藝術場所(複選)?(0)博物館			
Statistics [NW/ W]	[Valid=10121 /-] [Invalid=0 /-]		
Value	Label	Cases	Percentage
0	無	5392	53.3%
1	有	4729	46.7%
9	遺漏值或跳答	0	
Warning: these figures indicate the number of cases found in the data file. They cannot be interpreted as summary statistics of the population of interest.			
# v25_1: 25.您近一年在國內去過文化機構或使用過文化藝術場所(複選)?(1)紀念堂/紀念館/文物館/文化館			
Information	[Type= discrete] [Format=numeric] [Range= 0-9] [Missing=*]		
Statistics [NW/ W]	[Valid=10121 /-] [Invalid=0 /-]		
Value	Label	Cases	Percentage
0	無	7560	74.7%
1	有	2560	25.3%
9	遺漏值或跳答	1	0.0%
Warning: these figures indicate the number of cases found in the data file. They cannot be interpreted as summary statistics of the population of interest.			
# v25_2: 25.您近一年在國內去過文化機構或使用過文化藝術場所(複選)?(2)表演藝術中心及專業表演館所(如音樂廳、小劇場等)			
Information	[Type= discrete] [Format=numeric] [Range= 0-9] [Missing=*]		
Statistics [NW/ W]	[Valid=10121 /-] [Invalid=0 /-]		
Value	Label	Cases	Percentage
0	無	8566	84.6%
1	有	1554	15.4%
9	遺漏值或跳答	1	0.0%
Warning: these figures indicate the number of cases found in the data file. They cannot be interpreted as summary statistics of the population of interest.			
# v25_3: 25.您近一年在國內去過文化機構或使用過文化藝術場所(複選)?(3)綜合性藝文活動場所(非社區之活動中心, 如縣(市)立文化中心、生活美學館、小巨蛋等)			
Information	[Type= discrete] [Format=numeric] [Range= 0-9] [Missing=*]		
Statistics [NW/ W]	[Valid=10121 /-] [Invalid=0 /-]		
Value	Label	Cases	Percentage
0	無	8270	81.7%
1	有	1850	18.3%
9	遺漏值或跳答	1	0.0%
Warning: these figures indicate the number of cases found in the data file. They cannot be interpreted as summary statistics of the population of interest.			
# v25_4: 25.您近一年在國內去過文化機構或使用過文化藝術場所(複選)?(4)社區文化活動中心			
Information	[Type= discrete] [Format=numeric] [Range= 0-9] [Missing=*]		
Statistics [NW/ W]	[Valid=10121 /-] [Invalid=0 /-]		
Value	Label	Cases	Percentage
0	無	8302	82.0%
1	有	1818	18.0%
9	遺漏值或跳答	1	0.0%
Warning: these figures indicate the number of cases found in the data file. They cannot be interpreted as summary statistics of the population of interest.			
# v25_5: 25.您近一年在國內去過文化機構或使用過文化藝術場所(複選)?(5)圖書館			
Information	[Type= discrete] [Format=numeric] [Range= 0-9] [Missing=*]		
Statistics [NW/ W]	[Valid=10121 /-] [Invalid=0 /-]		

# v25_5: 25.您近一年在國內去過文化機構或使用過文化藝術場所(複選)?(5)圖書館			
Value	Label	Cases	Percentage
0	無	5772	<div></div> 57.0%
1	有	4348	<div></div> 43.0%
9	遺漏值或跳答	1	0.0%
Warning: these figures indicate the number of cases found in the data file. They cannot be interpreted as summary statistics of the population of interest.			
# v25_6: 25.您近一年在國內去過文化機構或使用過文化藝術場所(複選)?(6)藝術村/文創園區			
Information	[Type= discrete] [Format=numeric] [Range= 0-9] [Missing=*]		
Statistics [NW/ W]	[Valid=10121 /-] [Invalid=0 /-]		
Value	Label	Cases	Percentage
0	無	7081	<div></div> 70.0%
1	有	3039	<div></div> 30.0%
9	遺漏值或跳答	1	0.0%
Warning: these figures indicate the number of cases found in the data file. They cannot be interpreted as summary statistics of the population of interest.			
# v25_7: 25.您近一年在國內去過文化機構或使用過文化藝術場所(複選)?(7)百貨公司/賣場/書店/餐廳等營業場所附設之展演空間			
Information	[Type= discrete] [Format=numeric] [Range= 0-9] [Missing=*]		
Statistics [NW/ W]	[Valid=10121 /-] [Invalid=0 /-]		
Value	Label	Cases	Percentage
0	無	5991	<div></div> 59.2%
1	有	4129	<div></div> 40.8%
9	遺漏值或跳答	1	0.0%
Warning: these figures indicate the number of cases found in the data file. They cannot be interpreted as summary statistics of the population of interest.			
# v25_8: 25.您近一年在國內去過文化機構或使用過文化藝術場所(複選)?(8)宗教與民俗機構(包括教堂、寺廟等)			
Information	[Type= discrete] [Format=numeric] [Range= 0-9] [Missing=*]		
Statistics [NW/ W]	[Valid=10121 /-] [Invalid=0 /-]		
Value	Label	Cases	Percentage
0	無	5137	<div></div> 50.8%
1	有	4983	<div></div> 49.2%
9	遺漏值或跳答	1	0.0%
Warning: these figures indicate the number of cases found in the data file. They cannot be interpreted as summary statistics of the population of interest.			
# v25_9: 25.您近一年在國內去過文化機構或使用過文化藝術場所(複選)?(9)古蹟/歷史建築/聚落/文化景觀/遺址			
Information	[Type= discrete] [Format=numeric] [Range= 0-9] [Missing=*]		
Statistics [NW/ W]	[Valid=10121 /-] [Invalid=0 /-]		
Value	Label	Cases	Percentage
0	無	6295	<div></div> 62.2%
1	有	3825	<div></div> 37.8%
9	遺漏值或跳答	1	0.0%
Warning: these figures indicate the number of cases found in the data file. They cannot be interpreted as summary statistics of the population of interest.			
# v25_10: 25.您近一年在國內去過文化機構或使用過文化藝術場所(複選)?(10)其他			
Information	[Type= discrete] [Format=numeric] [Range= 0-9] [Missing=*]		
Statistics [NW/ W]	[Valid=10121 /-] [Invalid=0 /-]		




# v25_10: 25.您近一年在國內去過文化機構或使用過文化藝術場所(複選)?(10)其他			
Value	Label	Cases	Percentage
0	無	10111	<div><div></div></div> 99.9%
1	有	9	0.1%
9	遺漏值或跳答	1	0.0%
Warning: these figures indicate the number of cases found in the data file. They cannot be interpreted as summary statistics of the population of interest.			
# v25_11: 25.您近一年在國內去過文化機構或使用過文化藝術場所(複選)?(11)都沒有			
Information	[Type= discrete] [Format=numeric] [Range= 0-9] [Missing=*]		
Statistics [NW/ W]	[Valid=10121 /-] [Invalid=0 /-]		
Value	Label	Cases	Percentage
0	無	8329	<div><div></div></div> 82.3%
1	有	1792	<div><div></div></div> 17.7%
9	遺漏值或跳答	0	
Warning: these figures indicate the number of cases found in the data file. They cannot be interpreted as summary statistics of the population of interest.			
# v26_1: 26.您近一年曾透過網路進行文化活動(複選)?(1)線上觀看電影片(含動畫)			
Information	[Type= discrete] [Format=numeric] [Range= 0-9] [Missing=*]		
Statistics [NW/ W]	[Valid=10121 /-] [Invalid=0 /-]		
Value	Label	Cases	Percentage
0	無	4137	<div><div></div></div> 40.9%
1	有	5984	<div><div></div></div> 59.1%
9	遺漏值或跳答	0	
Warning: these figures indicate the number of cases found in the data file. They cannot be interpreted as summary statistics of the population of interest.			
# v26_2: 26.您近一年曾透過網路進行文化活動(複選)?(2)線上觀看電視節目			
Information	[Type= discrete] [Format=numeric] [Range= 0-9] [Missing=*]		
Statistics [NW/ W]	[Valid=10121 /-] [Invalid=0 /-]		
Value	Label	Cases	Percentage
0	無	4172	<div><div></div></div> 41.2%
1	有	5949	<div><div></div></div> 58.8%
9	遺漏值或跳答	0	
Warning: these figures indicate the number of cases found in the data file. They cannot be interpreted as summary statistics of the population of interest.			
# v26_3: 26.您近一年曾透過網路進行文化活動(複選)?(3)線上音樂欣賞(含直播)			
Information	[Type= discrete] [Format=numeric] [Range= 0-9] [Missing=*]		
Statistics [NW/ W]	[Valid=10121 /-] [Invalid=0 /-]		
Value	Label	Cases	Percentage
0	無	3648	<div><div></div></div> 36.0%
1	有	6473	<div><div></div></div> 64.0%
9	遺漏值或跳答	0	
Warning: these figures indicate the number of cases found in the data file. They cannot be interpreted as summary statistics of the population of interest.			
# v26_4: 26.您近一年曾透過網路進行文化活動(複選)?(4)收聽網路廣播節目			
Information	[Type= discrete] [Format=numeric] [Range= 0-9] [Missing=*]		
Statistics [NW/ W]	[Valid=10121 /-] [Invalid=0 /-]		
Value	Label	Cases	Percentage
0	無	7395	<div><div></div></div> 73.1%

# v26_4: 26.您近一年曾透過網路進行文化活動(複選)?(4)收聽網路廣播節目			
Value	Label	Cases	Percentage
1	有	2726	<div><div></div></div> 26.9%
9	遺漏值或跳答	0	
Warning: these figures indicate the number of cases found in the data file. They cannot be interpreted as summary statistics of the population of interest.			
# v26_5: 26.您近一年曾透過網路進行文化活動(複選)?(5)瀏覽或觀看網路新聞/雜誌(含新聞短片)			
Information	[Type= discrete] [Format=numeric] [Range= 0-9] [Missing=*]		
Statistics [NW/ W]	[Valid=10121 /-] [Invalid=0 /-]		
Value	Label	Cases	Percentage
0	無	3100	<div><div></div></div> 30.6%
1	有	7021	<div><div></div></div> 69.4%
9	遺漏值或跳答	0	
Warning: these figures indicate the number of cases found in the data file. They cannot be interpreted as summary statistics of the population of interest.			
# v26_6: 26.您近一年曾透過網路進行文化活動(複選)?(6)線上閱讀小說、漫畫、其他書籍(含電子書)			
Information	[Type= discrete] [Format=numeric] [Range= 0-9] [Missing=*]		
Statistics [NW/ W]	[Valid=10121 /-] [Invalid=0 /-]		
Value	Label	Cases	Percentage
0	無	5696	<div><div></div></div> 56.3%
1	有	4425	<div><div></div></div> 43.7%
9	遺漏值或跳答	0	
Warning: these figures indicate the number of cases found in the data file. They cannot be interpreted as summary statistics of the population of interest.			
# v26_7: 26.您近一年曾透過網路進行文化活動(複選)?(7)閱讀其他網路文章(如部落格、Facebook等社群網站、PTT等BBS站之文章)			
Information	[Type= discrete] [Format=numeric] [Range= 0-9] [Missing=*]		
Statistics [NW/ W]	[Valid=10121 /-] [Invalid=0 /-]		
Value	Label	Cases	Percentage
0	無	3591	<div><div></div></div> 35.5%
1	有	6530	<div><div></div></div> 64.5%
9	遺漏值或跳答	0	
Warning: these figures indicate the number of cases found in the data file. They cannot be interpreted as summary statistics of the population of interest.			
# v26_8: 26.您近一年曾透過網路進行文化活動(複選)?(8)建立個人部落格或專屬網頁			
Information	[Type= discrete] [Format=numeric] [Range= 0-9] [Missing=*]		
Statistics [NW/ W]	[Valid=10121 /-] [Invalid=0 /-]		
Value	Label	Cases	Percentage
0	無	8609	<div><div></div></div> 85.1%
1	有	1512	<div><div></div></div> 14.9%
9	遺漏值或跳答	0	
Warning: these figures indicate the number of cases found in the data file. They cannot be interpreted as summary statistics of the population of interest.			
# v26_9: 26.您近一年曾透過網路進行文化活動(複選)?(9)下載遊戲或線上遊戲			
Information	[Type= discrete] [Format=numeric] [Range= 0-9] [Missing=*]		
Statistics [NW/ W]	[Valid=10121 /-] [Invalid=0 /-]		
Value	Label	Cases	Percentage
0	無	6214	<div><div></div></div> 61.4%
1	有	3907	<div><div></div></div> 38.6%




# v26_9: 26.您近一年曾透過網路進行文化活動(複選)?(9)下載遊戲或線上遊戲			
Value	Label	Cases	Percentage
9	遺漏值或跳答	0	
<i>Warning: these figures indicate the number of cases found in the data file. They cannot be interpreted as summary statistics of the population of interest.</i>			
# v26_10: 26.您近一年曾透過網路進行文化活動(複選)?(10)線上觀看藝術表演節目(含古典與傳統音樂、現代戲劇、傳統戲曲、舞蹈)			
Information	[Type= discrete] [Format=numeric] [Range= 0-9] [Missing=*]		
Statistics [NW/ W]	[Valid=10121 /-] [Invalid=0 /-]		
Value	Label	Cases	Percentage
0	無	6685	66.1%
1	有	3436	33.9%
9	遺漏值或跳答	0	
<i>Warning: these figures indicate the number of cases found in the data file. They cannot be interpreted as summary statistics of the population of interest.</i>			
# v26_11: 26.您近一年曾透過網路進行文化活動(複選)?(11)線上觀看視覺藝術作品(含繪畫書法、裝置藝術與多媒體藝術、專業攝影、雕塑、設計、工藝)			
Information	[Type= discrete] [Format=numeric] [Range= 0-9] [Missing=*]		
Statistics [NW/ W]	[Valid=10121 /-] [Invalid=0 /-]		
Value	Label	Cases	Percentage
0	無	7328	72.4%
1	有	2793	27.6%
9	遺漏值或跳答	0	
<i>Warning: these figures indicate the number of cases found in the data file. They cannot be interpreted as summary statistics of the population of interest.</i>			
# v26_12: 26.您近一年曾透過網路進行文化活動(複選)?(12)線上觀看非電影長片之影片(如短片、微電影等)			
Information	[Type= discrete] [Format=numeric] [Range= 0-9] [Missing=*]		
Statistics [NW/ W]	[Valid=10121 /-] [Invalid=0 /-]		
Value	Label	Cases	Percentage
0	無	4527	44.7%
1	有	5594	55.3%
9	遺漏值或跳答	0	
<i>Warning: these figures indicate the number of cases found in the data file. They cannot be interpreted as summary statistics of the population of interest.</i>			
# v26_13: 26.您近一年曾透過網路進行文化活動(複選)?(13)皆沒有(跳答30題)			
Information	[Type= discrete] [Format=numeric] [Range= 0-9] [Missing=*]		
Statistics [NW/ W]	[Valid=10121 /-] [Invalid=0 /-]		
Value	Label	Cases	Percentage
0	無	8731	86.3%
1	有	1390	13.7%
9	遺漏值或跳答	0	
<i>Warning: these figures indicate the number of cases found in the data file. They cannot be interpreted as summary statistics of the population of interest.</i>			
# v27_1: 27.上述透過網路進行的文化活動, 哪些為付費活動(複選)?(1)線上觀看電影片(含動畫)			
Information	[Type= discrete] [Format=numeric] [Range= 0-9] [Missing=*]		
Statistics [NW/ W]	[Valid=10121 /-] [Invalid=0 /-]		
Value	Label	Cases	Percentage
0	無	7310	72.2%
1	有	1529	15.1%

# v27_1: 27. 上述透過網路進行的文化活動，哪些為付費活動(複選)?(1)線上觀看電影片(含動畫)			
Value	Label	Cases	Percentage
9	遺漏值或跳答	1282	<div><div></div></div> 12.7%
Warning: these figures indicate the number of cases found in the data file. They cannot be interpreted as summary statistics of the population of interest.			
# v27_2: 27. 上述透過網路進行的文化活動，哪些為付費活動(複選)?(2)線上觀看電視節目			
Information	[Type= discrete] [Format=numeric] [Range= 0-9] [Missing=*]		
Statistics [NW/ W]	[Valid=10121 /-] [Invalid=0 /-]		
Value	Label	Cases	Percentage
0	無	8126	<div><div></div></div> 80.3%
1	有	713	<div><div></div></div> 7.0%
9	遺漏值或跳答	1282	<div><div></div></div> 12.7%
Warning: these figures indicate the number of cases found in the data file. They cannot be interpreted as summary statistics of the population of interest.			
# v27_3: 27. 上述透過網路進行的文化活動，哪些為付費活動(複選)?(3)線上音樂欣賞(含直播)			
Information	[Type= discrete] [Format=numeric] [Range= 0-9] [Missing=*]		
Statistics [NW/ W]	[Valid=10121 /-] [Invalid=0 /-]		
Value	Label	Cases	Percentage
0	無	7972	<div><div></div></div> 78.8%
1	有	867	<div><div></div></div> 8.6%
9	遺漏值或跳答	1282	<div><div></div></div> 12.7%
Warning: these figures indicate the number of cases found in the data file. They cannot be interpreted as summary statistics of the population of interest.			
# v27_4: 27. 上述透過網路進行的文化活動，哪些為付費活動(複選)?(4)收聽網路廣播節目			
Information	[Type= discrete] [Format=numeric] [Range= 0-9] [Missing=*]		
Statistics [NW/ W]	[Valid=10121 /-] [Invalid=0 /-]		
Value	Label	Cases	Percentage
0	無	8747	<div><div></div></div> 86.4%
1	有	92	<div><div></div></div> 0.9%
9	遺漏值或跳答	1282	<div><div></div></div> 12.7%
Warning: these figures indicate the number of cases found in the data file. They cannot be interpreted as summary statistics of the population of interest.			
# v27_5: 27. 上述透過網路進行的文化活動，哪些為付費活動(複選)?(5)瀏覽或觀看網路新聞/雜誌(含新聞短片)			
Information	[Type= discrete] [Format=numeric] [Range= 0-9] [Missing=*]		
Statistics [NW/ W]	[Valid=10121 /-] [Invalid=0 /-]		
Value	Label	Cases	Percentage
0	無	8648	<div><div></div></div> 85.4%
1	有	191	<div><div></div></div> 1.9%
9	遺漏值或跳答	1282	<div><div></div></div> 12.7%
Warning: these figures indicate the number of cases found in the data file. They cannot be interpreted as summary statistics of the population of interest.			
# v27_6: 27. 上述透過網路進行的文化活動，哪些為付費活動(複選)?(6)線上閱讀小說、漫畫、其他書籍(含電子書)			
Information	[Type= discrete] [Format=numeric] [Range= 0-9] [Missing=*]		
Statistics [NW/ W]	[Valid=10121 /-] [Invalid=0 /-]		
Value	Label	Cases	Percentage
0	無	8323	<div><div></div></div> 82.2%
1	有	516	<div><div></div></div> 5.1%
9	遺漏值或跳答	1282	<div><div></div></div> 12.7%
Warning: these figures indicate the number of cases found in the data file. They cannot be interpreted as summary statistics of the population of interest.			

v27_7: 27. 上述透過網路進行的文化活動，哪些為付費活動(複選)?**(7)**閱讀其他網路文章(如部落格、Facebook等社群網站、PTT等**BBS**站之文章)

Information	[Type= discrete] [Format=numeric] [Range= 0-9] [Missing=*]		
Statistics [NW/ W]	[Valid=10121 /-] [Invalid=0 /-]		
Value	Label	Cases	Percentage
0	無	8695	 85.9%
1	有	144	 1.4%
9	遺漏值或跳答	1282	 12.7%
<i>Warning: these figures indicate the number of cases found in the data file. They cannot be interpreted as summary statistics of the population of interest.</i>			

v27_8: 27. 上述透過網路進行的文化活動，哪些為付費活動(複選)?**(8)**建立個人部落格或專屬網頁

Information	[Type= discrete] [Format=numeric] [Range= 0-9] [Missing=*]		
Statistics [NW/ W]	[Valid=10121 /-] [Invalid=0 /-]		
Value	Label	Cases	Percentage
0	無	8794	 86.9%
1	有	45	 0.4%
9	遺漏值或跳答	1282	 12.7%
<i>Warning: these figures indicate the number of cases found in the data file. They cannot be interpreted as summary statistics of the population of interest.</i>			

# v27_9: 27. 上述透過網路進行的文化活動，哪些為付費活動(複選)?(9)下載遊戲或線上遊戲			
Information	[Type= discrete] [Format=numeric] [Range= 0-9] [Missing=*]		
Statistics [NW/ W]	[Valid=10121 /-] [Invalid=0 /-]		
Value	Label	Cases	Percentage
0	無	8220	81.2%
1	有	619	6.1%
9	遺漏值或跳答	1282	12.7%
Warning: these figures indicate the number of cases found in the data file. They cannot be interpreted as summary statistics of the population of interest.			
# v27_10: 27. 上述透過網路進行的文化活動，哪些為付費活動(複選)?(10)線上觀看藝術表演節目(含古典與傳統音樂、現代戲劇、傳統戲曲、舞蹈)			
Information	[Type= discrete] [Format=numeric] [Range= 0-9] [Missing=*]		
Statistics [NW/ W]	[Valid=10121 /-] [Invalid=0 /-]		
Value	Label	Cases	Percentage
0	無	8703	86.0%
1	有	136	1.3%
9	遺漏值或跳答	1282	12.7%
Warning: these figures indicate the number of cases found in the data file. They cannot be interpreted as summary statistics of the population of interest.			
# v27_11: 27. 上述透過網路進行的文化活動，哪些為付費活動(複選)?(11)線上觀看視覺藝術作品(含繪畫書法、裝置藝術與多媒體藝術、專業攝影、雕塑、設計、工藝)			
Information	[Type= discrete] [Format=numeric] [Range= 0-9] [Missing=*]		
Statistics [NW/ W]	[Valid=10121 /-] [Invalid=0 /-]		
Value	Label	Cases	Percentage
0	無	8769	86.6%
1	有	70	0.7%
9	遺漏值或跳答	1282	12.7%
Warning: these figures indicate the number of cases found in the data file. They cannot be interpreted as summary statistics of the population of interest.			
# v27_12: 27. 上述透過網路進行的文化活動，哪些為付費活動(複選)?(12)線上觀看非電影長片之影片(如短片、微電影等)			
Information	[Type= discrete] [Format=numeric] [Range= 0-9] [Missing=*]		
Statistics [NW/ W]	[Valid=10121 /-] [Invalid=0 /-]		
Value	Label	Cases	Percentage
0	無	8647	85.4%
1	有	192	1.9%
9	遺漏值或跳答	1282	12.7%
Warning: these figures indicate the number of cases found in the data file. They cannot be interpreted as summary statistics of the population of interest.			
# v27_13: 27. 上述透過網路進行的文化活動，哪些為付費活動(複選)?(13)皆為免費			
Information	[Type= discrete] [Format=numeric] [Range= 0-9] [Missing=*]		
Statistics [NW/ W]	[Valid=10121 /-] [Invalid=0 /-]		
Value	Label	Cases	Percentage
0	無	3834	37.9%
1	有	6287	62.1%
9	遺漏值或跳答	0	
Warning: these figures indicate the number of cases found in the data file. They cannot be interpreted as summary statistics of the population of interest.			

# v27_14: 27. 上述透過網路進行的文化活動，哪些為付費活動(複選)?未曾上網			
Information		[Type= discrete] [Format=numeric] [Range= 0-9] [Missing=*]	
Statistics [NW/ W]		[Valid=10121 /-] [Invalid=0 /-]	
Value	Label	Cases	Percentage
0	無	8731	<div><div></div></div> 86.3%
1	有	1390	<div><div></div></div> 13.7%
9	遺漏值或跳答	0	
Warning: these figures indicate the number of cases found in the data file. They cannot be interpreted as summary statistics of the population of interest.			
# v28: 28. 您從事上述線上文化活動時數為__小時/週			
Information		[Type= discrete] [Format=numeric] [Range= 0-998] [Missing=*]	
Statistics [NW/ W]		[Valid=10121 /-] [Invalid=0 /-]	
Value	Label	Cases	Percentage
0		1390	<div><div></div></div> 13.7%
1		493	<div><div></div></div> 4.9%
2		638	<div><div></div></div> 6.3%
3		530	<div><div></div></div> 5.2%
4		400	<div><div></div></div> 4.0%
5		387	<div><div></div></div> 3.8%
6		225	<div><div></div></div> 2.2%
7		658	<div><div></div></div> 6.5%
8		251	<div><div></div></div> 2.5%
9		35	<div><div></div></div> 0.3%
10		601	<div><div></div></div> 5.9%
11		43	<div><div></div></div> 0.4%
12		129	<div><div></div></div> 1.3%
13		18	<div><div></div></div> 0.2%
14		746	<div><div></div></div> 7.4%
15		234	<div><div></div></div> 2.3%
16		50	<div><div></div></div> 0.5%
17		8	<div><div></div></div> 0.1%
18		52	<div><div></div></div> 0.5%
19		4	<div><div></div></div> 0.0%
20		542	<div><div></div></div> 5.4%
21		469	<div><div></div></div> 4.6%
22		12	<div><div></div></div> 0.1%
23		11	<div><div></div></div> 0.1%
24		57	<div><div></div></div> 0.6%
25		98	<div><div></div></div> 1.0%
26		4	<div><div></div></div> 0.0%
27		4	<div><div></div></div> 0.0%
28		275	<div><div></div></div> 2.7%
29		1	<div><div></div></div> 0.0%
30		286	<div><div></div></div> 2.8%
31		1	<div><div></div></div> 0.0%
32		9	<div><div></div></div> 0.1%
33		1	<div><div></div></div> 0.0%

v28: 28.您從事上述線上文化活動時數為—小時/週

Value	Label	Cases	Percentage
34		2	0.0%
35		261	2.6%
36		17	0.2%
37		2	0.0%
38		6	0.1%
39		4	0.0%
40		124	1.2%
41		1	0.0%
42		120	1.2%
43		2	0.0%
44		2	0.0%
45		24	0.2%
46		5	0.0%
47		1	0.0%
48		18	0.2%
49		32	0.3%
50		77	0.8%
51		1	0.0%
52		1	0.0%
54		3	0.0%
55		3	0.0%
56		87	0.9%
58		2	0.0%
60		33	0.3%
61		1	0.0%
63		8	0.1%
64		1	0.0%
65		3	0.0%
70		46	0.5%
72		5	0.0%
75		3	0.0%
76		1	0.0%
77		1	0.0%
80		10	0.1%
84		20	0.2%
90		1	0.0%
91		2	0.0%
96		2	0.0%
98		3	0.0%
100		13	0.1%
105		2	0.0%
112		1	0.0%
119		1	0.0%
120		1	0.0%
130		1	0.0%

v28: 28.您從事上述線上文化活動時數為—小時/週

Value	Label	Cases	Percentage
140		3	0.0%
150		1	0.0%
180		1	0.0%
998	不知道	500	4.9%

Warning: these figures indicate the number of cases found in the data file. They cannot be interpreted as summary statistics of the population of interest.

v29: 29.您平均一週進行數位閱讀的時數為—小時/週(瀏覽網路新聞/雜誌、線上閱讀小說、書籍、閱讀其他網路文章)

Information [Type= discrete] [Format=numeric] [Range= 0-998] [Missing=*]

Statistics [NW/ W] [Valid=10121 /-] [Invalid=0 /-]

Value	Label	Cases	Percentage
0		2162	21.4%
1		1087	10.7%
2		874	8.6%
3		686	6.8%
4		588	5.8%
5		517	5.1%
6		215	2.1%
7		1025	10.1%
8		229	2.3%
9		30	0.3%
10		548	5.4%
11		25	0.2%
12		73	0.7%
13		11	0.1%
14		450	4.4%
15		151	1.5%
16		17	0.2%
17		6	0.1%
18		22	0.2%
19		5	0.0%
20		262	2.6%
21		183	1.8%
22		1	0.0%
23		6	0.1%
24		18	0.2%
25		32	0.3%
26		2	0.0%
28		72	0.7%
30		97	1.0%
32		3	0.0%
34		1	0.0%
35		71	0.7%
36		4	0.0%
38		2	0.0%

v29: 29.您平均一週進行數位閱讀的時數為__小時/週(瀏覽網路新聞/雜誌、線上閱讀小說、書籍、閱讀其他網路文章)

Value	Label	Cases	Percentage
40		43	0.4%
42		20	0.2%
45		6	0.1%
46		1	0.0%
48		2	0.0%
49		8	0.1%
50		21	0.2%
56		14	0.1%
60		11	0.1%
63		2	0.0%
70		9	0.1%
72		2	0.0%
75		1	0.0%
80		1	0.0%
82		1	0.0%
90		2	0.0%
91		1	0.0%
98		1	0.0%
100		4	0.0%
140		1	0.0%
998	不知道	495	4.9%

Warning: these figures indicate the number of cases found in the data file. They cannot be interpreted as summary statistics of the population of interest.

v30_1: 30.從小至目前，您曾學習過那些文化藝術類的相關技藝(複選)?**(1)**西洋樂器演奏(鋼琴、大小提琴、長笛/直笛、大小喇叭)

Information	[Type= discrete] [Format=numeric] [Range= 0-9] [Missing=*]
Statistics [NW/ W]	[Valid=10121 /-] [Invalid=0 /-]

Value	Label	Cases	Percentage
0	無	7223	71.4%
1	有	2898	28.6%
9	遺漏值或跳答	0	

Warning: these figures indicate the number of cases found in the data file. They cannot be interpreted as summary statistics of the population of interest.

v30_2: 30.從小至目前，您曾學習過那些文化藝術類的相關技藝(複選)?**(2)**傳統樂器演奏(古箏、南管、北管)

Information	[Type= discrete] [Format=numeric] [Range= 0-9] [Missing=*]
Statistics [NW/ W]	[Valid=10121 /-] [Invalid=0 /-]

Value	Label	Cases	Percentage
0	無	9477	93.6%
1	有	644	6.4%
9	遺漏值或跳答	0	

Warning: these figures indicate the number of cases found in the data file. They cannot be interpreted as summary statistics of the population of interest.

v30_3: 30.從小至目前，您曾學習過那些文化藝術類的相關技藝(複選)?**(3)**舞蹈(如現代舞、芭蕾舞及民族舞蹈、國標舞等)

Information	[Type= discrete] [Format=numeric] [Range= 0-9] [Missing=*]
Statistics [NW/ W]	[Valid=10121 /-] [Invalid=0 /-]

v30_3: 30.從小至目前，您曾學習過那些文化藝術類的相關技藝(複選)?**(3)**舞蹈(如現代舞、芭蕾舞及民族舞蹈、國標舞等)

Value	Label	Cases	Percentage
0	無	9438	<div><div></div></div> 93.3%
1	有	683	<div><div></div></div> 6.7%
9	遺漏值或跳答	0	

Warning: these figures indicate the number of cases found in the data file. They cannot be interpreted as summary statistics of the population of interest.

v30_4: 30.從小至目前，您曾學習過那些文化藝術類的相關技藝(複選)?**(4)**傳統戲劇表演(如歌仔戲、京劇、崑曲、偶戲(如布袋戲、傀儡戲及皮影戲等)、說唱藝術、客家戲及高甲戲等)

Information	[Type= discrete] [Format=numeric] [Range= 0-9] [Missing=*]
Statistics [NW/ W]	[Valid=10121 /-] [Invalid=0 /-]

Value	Label	Cases	Percentage
0	無	10023	<div><div></div></div> 99.0%
1	有	98	<div><div></div></div> 1.0%
9	遺漏值或跳答	0	

Warning: these figures indicate the number of cases found in the data file. They cannot be interpreted as summary statistics of the population of interest.

v30_5: 30.從小至目前，您曾學習過那些文化藝術類的相關技藝(複選)?**(5)**現代戲劇表演(如舞台劇、音樂劇、歌舞劇、話劇、兒童戲劇、偶戲、電視電影演員訓練等)

Information	[Type= discrete] [Format=numeric] [Range= 0-9] [Missing=*]
Statistics [NW/ W]	[Valid=10121 /-] [Invalid=0 /-]

Value	Label	Cases	Percentage
0	無	9940	<div><div></div></div> 98.2%
1	有	181	<div><div></div></div> 1.8%
9	遺漏值或跳答	0	

Warning: these figures indicate the number of cases found in the data file. They cannot be interpreted as summary statistics of the population of interest.

v30_6: 30.從小至目前，您曾學習過那些文化藝術類的相關技藝(複選)?**(6)**歌唱或聲音訓練(如聲樂、演唱技巧)

Information	[Type= discrete] [Format=numeric] [Range= 0-9] [Missing=*]
Statistics [NW/ W]	[Valid=10121 /-] [Invalid=0 /-]

Value	Label	Cases	Percentage
0	無	9219	<div><div></div></div> 91.1%
1	有	902	<div><div></div></div> 8.9%
9	遺漏值或跳答	0	

Warning: these figures indicate the number of cases found in the data file. They cannot be interpreted as summary statistics of the population of interest.

v30_7: 30.從小至目前，您曾學習過那些文化藝術類的相關技藝(複選)?**(7)**詞曲創作

Information	[Type= discrete] [Format=numeric] [Range= 0-9] [Missing=*]
Statistics [NW/ W]	[Valid=10121 /-] [Invalid=0 /-]

Value	Label	Cases	Percentage
0	無	10024	<div><div></div></div> 99.0%
1	有	97	<div><div></div></div> 1.0%
9	遺漏值或跳答	0	






Warning: these figures indicate the number of cases found in the data file. They cannot be interpreted as summary statistics of the population of interest.

v30_8: 30.從小至目前，您曾學習過那些文化藝術類的相關技藝(複選)?**(8)**繪畫、書法(如水墨、書法與篆刻、水彩、版畫及素描等)

Information	[Type= discrete] [Format=numeric] [Range= 0-9] [Missing=*]
--------------------	--

# v30_8: 30.從小至目前， 您曾學習過那些文化藝術類的相關技藝(複選)?(8)繪畫、書法(如水墨、書法與篆刻、水彩、版畫及素描等)			
Statistics [NW/ W]		[Valid=10121 /-] [Invalid=0 /-]	
Value	Label	Cases	Percentage
0	無	6810	<div><div></div></div> 67.3%
1	有	3311	<div><div></div></div> 32.7%
9	遺漏值或跳答	0	
Warning: these figures indicate the number of cases found in the data file. They cannot be interpreted as summary statistics of the population of interest.			
# v30_9: 30.從小至目前， 您曾學習過那些文化藝術類的相關技藝(複選)?(9)攝影類(如一般攝影類、藝術攝影類、電影攝影等)			
Information		[Type= discrete] [Format=numeric] [Range= 0-9] [Missing=*]	
Statistics [NW/ W]		[Valid=10121 /-] [Invalid=0 /-]	
Value	Label	Cases	Percentage
0	無	9705	<div><div></div></div> 95.9%
1	有	416	<div><div></div></div> 4.1%
9	遺漏值或跳答	0	
Warning: these figures indicate the number of cases found in the data file. They cannot be interpreted as summary statistics of the population of interest.			
# v30_10: 30.從小至目前， 您曾學習過那些文化藝術類的相關技藝(複選)?(10)手工藝類、設計類與雕塑類(如陶瓷、玻(琉)璃、金工(如金屬、玉石)及珠寶雕刻、織染繡、石雕、木雕、金屬、泥塑或其他材質的立體呈現等)			
Information		[Type= discrete] [Format=numeric] [Range= 0-9] [Missing=*]	
Statistics [NW/ W]		[Valid=10121 /-] [Invalid=0 /-]	
Value	Label	Cases	Percentage
0	無	9444	<div><div></div></div> 93.3%
1	有	677	<div><div></div></div> 6.7%
9	遺漏值或跳答	0	
Warning: these figures indicate the number of cases found in the data file. They cannot be interpreted as summary statistics of the population of interest.			
# v30_11: 30.從小至目前， 您曾學習過那些文化藝術類的相關技藝(複選)?(11)寫作創作			
Information		[Type= discrete] [Format=numeric] [Range= 0-9] [Missing=*]	
Statistics [NW/ W]		[Valid=10121 /-] [Invalid=0 /-]	
Value	Label	Cases	Percentage
0	無	9650	<div><div></div></div> 95.3%
1	有	471	<div><div></div></div> 4.7%
9	遺漏值或跳答	0	
Warning: these figures indicate the number of cases found in the data file. They cannot be interpreted as summary statistics of the population of interest.			
# v30_12: 30.從小至目前， 您曾學習過那些文化藝術類的相關技藝(複選)?(12)其他			
Information		[Type= discrete] [Format=numeric] [Range= 0-9] [Missing=*]	
Statistics [NW/ W]		[Valid=10121 /-] [Invalid=0 /-]	
Value	Label	Cases	Percentage
0	無	10063	<div><div></div></div> 99.4%
1	有	58	<div><div></div></div> 0.6%
9	遺漏值或跳答	0	
Warning: these figures indicate the number of cases found in the data file. They cannot be interpreted as summary statistics of the population of interest.			
# v30_13: 30.從小至目前， 您曾學習過那些文化藝術類的相關技藝(複選)?(13)皆無於學習過文化藝術類的相關技藝			
Information		[Type= discrete] [Format=numeric] [Range= 0-9] [Missing=*]	

# v30_13: 30.從小至目前，您曾學習過那些文化藝術類的相關技藝(複選)?(13)皆無於學習過文化藝術類的相關技藝			
Statistics [NW/ W]		[Valid=10121 /-] [Invalid=0 /-]	
Value	Label	Cases	Percentage
0	無	5690	<div><div></div></div> 56.2%
1	有	4431	<div><div></div></div> 43.8%
9	遺漏值或跳答	0	
Warning: these figures indicate the number of cases found in the data file. They cannot be interpreted as summary statistics of the population of interest.			
# v31_1: 31.您近一年內曾於網路、報章雜誌、媒體發表或公開場合表演、展示文化及藝術作品，類型為(複選)?(1)於網路發表作品(部落格、臉書發表藝文作品、詞曲創作等，但臉書打卡、消費體驗等作品不算)			
Information		[Type= discrete] [Format=numeric] [Range= 0-9] [Missing=*]	
Statistics [NW/ W]		[Valid=10121 /-] [Invalid=0 /-]	
Value	Label	Cases	Percentage
0	無	9742	<div><div></div></div> 96.3%
1	有	379	<div><div></div></div> 3.7%
9	遺漏值或跳答	0	
Warning: these figures indicate the number of cases found in the data file. They cannot be interpreted as summary statistics of the population of interest.			
# v31_2: 31.您近一年內曾於網路、報章雜誌、媒體發表或公開場合表演、展示文化及藝術作品，類型為(複選)?(2)於報章雜誌發表作品			
Information		[Type= discrete] [Format=numeric] [Range= 0-9] [Missing=*]	
Statistics [NW/ W]		[Valid=10121 /-] [Invalid=0 /-]	
Value	Label	Cases	Percentage
0	無	10043	<div><div></div></div> 99.2%
1	有	78	<div><div></div></div> 0.8%
9	遺漏值或跳答	0	
Warning: these figures indicate the number of cases found in the data file. They cannot be interpreted as summary statistics of the population of interest.			
# v31_3: 31.您近一年內曾於網路、報章雜誌、媒體發表或公開場合表演、展示文化及藝術作品，類型為(複選)?(3)公開表演(如演唱、演奏、表演戲劇、演員、詩詞朗讀、詞曲創作發表等)			
Information		[Type= discrete] [Format=numeric] [Range= 0-9] [Missing=*]	
Statistics [NW/ W]		[Valid=10121 /-] [Invalid=0 /-]	
Value	Label	Cases	Percentage
0	無	9792	<div><div></div></div> 96.7%
1	有	329	<div><div></div></div> 3.3%
9	遺漏值或跳答	0	
Warning: these figures indicate the number of cases found in the data file. They cannot be interpreted as summary statistics of the population of interest.			
# v31_4: 31.您近一年內曾於網路、報章雜誌、媒體發表或公開場合表演、展示文化及藝術作品，類型為(複選)?(4)公開展覽、展示藝術作品、工藝品、設計品、文創商品等相關作品			
Information		[Type= discrete] [Format=numeric] [Range= 0-9] [Missing=*]	
Statistics [NW/ W]		[Valid=10121 /-] [Invalid=0 /-]	
Value	Label	Cases	Percentage
0	無	9973	<div><div></div></div> 98.5%
1	有	148	<div><div></div></div> 1.5%
9	遺漏值或跳答	0	
Warning: these figures indicate the number of cases found in the data file. They cannot be interpreted as summary statistics of the population of interest.			

# v31_5: 31.您近一年內曾於網路、報章雜誌、媒體發表或公開場合表演、展示文化及藝術作品，類型為(複選)?(5)其他			
Information		[Type= discrete] [Format=numeric] [Range= 0-9] [Missing=*]	
Statistics [NW/ W]		[Valid=10121 /-] [Invalid=0 /-]	
Value	Label	Cases	Percentage
0	無	10108	 99.9%
1	有	13	 0.1%
9	遺漏值或跳答	0	
<i>Warning: these figures indicate the number of cases found in the data file. They cannot be interpreted as summary statistics of the population of interest.</i>			
# v31_6: 31.您近一年內曾於網路、報章雜誌、媒體發表或公開場合表演、展示文化及藝術作品，類型為(複選)?(6)皆無於公開場合發表、表演、展示			
Information		[Type= discrete] [Format=numeric] [Range= 0-9] [Missing=*]	
Statistics [NW/ W]		[Valid=10121 /-] [Invalid=0 /-]	
Value	Label	Cases	Percentage
0	無	744	 7.4%
1	有	9377	 92.6%
9	遺漏值或跳答	0	
<i>Warning: these figures indicate the number of cases found in the data file. They cannot be interpreted as summary statistics of the population of interest.</i>			
# v32_1: 32.過去一年曾花費下列那些文化消費(複選)?(1)各類門票(含電影、展演活動、文化設施等門票)			
Information		[Type= discrete] [Format=numeric] [Range= 0-9] [Missing=*]	
Statistics [NW/ W]		[Valid=10121 /-] [Invalid=0 /-]	
Value	Label	Cases	Percentage
0	無	5604	 55.4%
1	有	4517	 44.6%
9	遺漏值或跳答	0	
<i>Warning: these figures indicate the number of cases found in the data file. They cannot be interpreted as summary statistics of the population of interest.</i>			
# v32_2: 32.過去一年曾花費下列那些文化消費(複選)?(2)購買或租借書報雜誌(含電子書)			
Information		[Type= discrete] [Format=numeric] [Range= 0-9] [Missing=*]	
Statistics [NW/ W]		[Valid=10121 /-] [Invalid=0 /-]	
Value	Label	Cases	Percentage
0	無	6911	 68.3%
1	有	3210	 31.7%
9	遺漏值或跳答	0	
<i>Warning: these figures indicate the number of cases found in the data file. They cannot be interpreted as summary statistics of the population of interest.</i>			
# v32_3: 32.過去一年曾花費下列那些文化消費(複選)?(3)購買或租借CD、DVD			
Information		[Type= discrete] [Format=numeric] [Range= 0-9] [Missing=*]	
Statistics [NW/ W]		[Valid=10121 /-] [Invalid=0 /-]	
Value	Label	Cases	Percentage
0	無	9125	 90.2%
1	有	996	 9.8%
9	遺漏值或跳答	0	
<i>Warning: these figures indicate the number of cases found in the data file. They cannot be interpreted as summary statistics of the population of interest.</i>			
# v32_4: 32.過去一年曾花費下列那些文化消費(複選)?(4)付費欣賞或下載網路影、視、音等作品			
Information		[Type= discrete] [Format=numeric] [Range= 0-9] [Missing=*]	

# v32_4: 32.過去一年曾花費下列那些文化消費(複選)?(4)付費欣賞或下載網路影、視、音等作品			
Statistics [NW/ W]		[Valid=10121 /-] [Invalid=0 /-]	
Value	Label	Cases	Percentage
0	無	8003	<div><div></div></div> 79.1%
1	有	2118	<div><div></div></div> 20.9%
9	遺漏值或跳答	0	
Warning: these figures indicate the number of cases found in the data file. They cannot be interpreted as summary statistics of the population of interest.			
# v32_5: 32.過去一年曾花費下列那些文化消費(複選)?(5)購買樂器、樂譜			
Information		[Type= discrete] [Format=numeric] [Range= 0-9] [Missing=*]	
Statistics [NW/ W]		[Valid=10121 /-] [Invalid=0 /-]	
Value	Label	Cases	Percentage
0	無	9323	<div><div></div></div> 92.1%
1	有	798	<div><div></div></div> 7.9%
9	遺漏值或跳答	0	
Warning: these figures indicate the number of cases found in the data file. They cannot be interpreted as summary statistics of the population of interest.			
# v32_6: 32.過去一年曾花費下列那些文化消費(複選)?(6)購買藝術品(原作)			
Information		[Type= discrete] [Format=numeric] [Range= 0-9] [Missing=*]	
Statistics [NW/ W]		[Valid=10121 /-] [Invalid=0 /-]	
Value	Label	Cases	Percentage
0	無	9275	<div><div></div></div> 91.6%
1	有	846	<div><div></div></div> 8.4%
9	遺漏值或跳答	0	
Warning: these figures indicate the number of cases found in the data file. They cannot be interpreted as summary statistics of the population of interest.			
# v32_7: 32.過去一年曾花費下列那些文化消費(複選)?(7)購買文創商品、工藝品、藝文周邊商品			
Information		[Type= discrete] [Format=numeric] [Range= 0-9] [Missing=*]	
Statistics [NW/ W]		[Valid=10121 /-] [Invalid=0 /-]	
Value	Label	Cases	Percentage
0	無	7346	<div><div></div></div> 72.6%
1	有	2775	<div><div></div></div> 27.4%
9	遺漏值或跳答	0	
Warning: these figures indicate the number of cases found in the data file. They cannot be interpreted as summary statistics of the population of interest.			
# v32_8: 32.過去一年曾花費下列那些文化消費(複選)?(8)學習藝文技藝費用			
Information		[Type= discrete] [Format=numeric] [Range= 0-9] [Missing=*]	
Statistics [NW/ W]		[Valid=10121 /-] [Invalid=0 /-]	
Value	Label	Cases	Percentage
0	無	9382	<div><div></div></div> 92.7%
1	有	739	<div><div></div></div> 7.3%
9	遺漏值或跳答	0	
Warning: these figures indicate the number of cases found in the data file. They cannot be interpreted as summary statistics of the population of interest.			
# v32_9: 32.過去一年曾花費下列那些文化消費(複選)?(9)參與工藝體驗活動、參與藝文講座活動費/報名費			
Information		[Type= discrete] [Format=numeric] [Range= 0-9] [Missing=*]	
Statistics [NW/ W]		[Valid=10121 /-] [Invalid=0 /-]	

# v32_9: 32.過去一年曾花費下列那些文化消費(複選)?(9)參與工藝體驗活動、參與藝文講座活動費/報名費			
Value	Label	Cases	Percentage
0	無	9248	<div><div></div></div> 91.4%
1	有	873	<div><div></div></div> 8.6%
9	遺漏值或跳答	0	
Warning: these figures indicate the number of cases found in the data file. They cannot be interpreted as summary statistics of the population of interest.			
# v32_10: 32.過去一年曾花費下列那些文化消費(複選)?(10)購買或參與電玩、電競、線上遊戲等費用			
Information	[Type= discrete] [Format=numeric] [Range= 0-9] [Missing=*]		
Statistics [NW/ W]	[Valid=10121 /-] [Invalid=0 /-]		
Value	Label	Cases	Percentage
0	無	8789	<div><div></div></div> 86.8%
1	有	1332	<div><div></div></div> 13.2%
9	遺漏值或跳答	0	
Warning: these figures indicate the number of cases found in the data file. They cannot be interpreted as summary statistics of the population of interest.			
# v32_11: 32.過去一年曾花費下列那些文化消費(複選)?(11)其他			
Information	[Type= discrete] [Format=numeric] [Range= 0-9] [Missing=*]		
Statistics [NW/ W]	[Valid=10121 /-] [Invalid=0 /-]		
Value	Label	Cases	Percentage
0	無	10114	<div><div></div></div> 99.9%
1	有	7	<div><div></div></div> 0.1%
9	遺漏值或跳答	0	
Warning: these figures indicate the number of cases found in the data file. They cannot be interpreted as summary statistics of the population of interest.			
# v32_12: 32.過去一年曾花費下列那些文化消費(複選)?(12)皆沒有(跳答34題)			
Information	[Type= discrete] [Format=numeric] [Range= 0-9] [Missing=*]		
Statistics [NW/ W]	[Valid=10121 /-] [Invalid=0 /-]		
Value	Label	Cases	Percentage
0	無	6706	<div><div></div></div> 66.3%
1	有	3415	<div><div></div></div> 33.7%
9	遺漏值或跳答	0	
Warning: these figures indicate the number of cases found in the data file. They cannot be interpreted as summary statistics of the population of interest.			
# v33: 33.過去一年您個人整體文化消費金額約多少元?__元			
Information	[Type= discrete] [Format=numeric] [Range= 0-99] [Missing=*]		
Statistics [NW/ W]	[Valid=10121 /-] [Invalid=0 /-]		
Value	Label	Cases	Percentage
0	跳答/未消費	3415	<div><div></div></div> 33.7%
1	1,000元及以下	1490	<div><div></div></div> 14.7%
2	1,001元~5,000元	2672	<div><div></div></div> 26.4%
3	5,001元~10,000元	903	<div><div></div></div> 8.9%
4	10,001元~20,000元	493	<div><div></div></div> 4.9%
5	20,001元~30,000元	185	<div><div></div></div> 1.8%
6	30,001元~50,000元	134	<div><div></div></div> 1.3%
7	50,001元~100,000元	105	<div><div></div></div> 1.0%
8	100,001元~150,000元	37	<div><div></div></div> 0.4%
9	150,001元~200,000元	8	<div><div></div></div> 0.1%

# v33: 33.過去一年您個人整體文化消費金額約多少元?—元			
Value	Label	Cases	Percentage
10	200,000元以上	33	0.3%
98	不知道/拒答	646	6.4%
99	遺漏值或跳答	0	
Warning: these figures indicate the number of cases found in the data file. They cannot be interpreted as summary statistics of the population of interest.			
# v34: 34.您的年齡是?			
Information	[Type= discrete] [Format=numeric] [Range= 1-99] [Missing=*]		
Statistics [NW/ W]	[Valid=10121 /-] [Invalid=0 /-]		
Value	Label	Cases	Percentage
1	15-19歲	525	5.2%
2	20-24歲	1058	10.5%
3	25-29歲	900	8.9%
4	30-34歲	797	7.9%
5	35-39歲	941	9.3%
6	40-44歲	1065	10.5%
7	45-49歲	830	8.2%
8	50-54歲	948	9.4%
9	55-59歲	792	7.8%
10	60-64歲	769	7.6%
11	65歲以上	1496	14.8%
98	不知道/拒答(中止訪問)	0	
99	遺漏值或跳答	0	
Warning: these figures indicate the number of cases found in the data file. They cannot be interpreted as summary statistics of the population of interest.			
# v35: 35.您的教育程度?			
Information	[Type= discrete] [Format=numeric] [Range= 1-98] [Missing=*]		
Statistics [NW/ W]	[Valid=10121 /-] [Invalid=0 /-]		
Value	Label	Cases	Percentage
1	小學及以下	617	6.1%
2	初中、國中	657	6.5%
3	高中、高職	2525	24.9%
4	專科/大學	5185	51.2%
5	研究所或以上	1092	10.8%
98	不知道/拒答	45	0.4%
Warning: these figures indicate the number of cases found in the data file. They cannot be interpreted as summary statistics of the population of interest.			
# v36: 36.您認為您是屬於那個族群?			
Information	[Type= discrete] [Format=numeric] [Range= 1-99] [Missing=*]		
Statistics [NW/ W]	[Valid=10121 /-] [Invalid=0 /-]		
Value	Label	Cases	Percentage
1	河洛人(本省閩南人)	7618	75.3%
2	客家人	1053	10.4%
3	外省人(大陸各省人)	836	8.3%
4	原住民	141	1.4%
5	新住民(外籍配偶或工作者)	69	0.7%
6	其他	135	1.3%

# v36: 36.您認為您是屬於那個族群？			
Value	Label	Cases	Percentage
98	不知道/拒答	269	2.7%
99	遺漏值或跳答	0	
Warning: these figures indicate the number of cases found in the data file. They cannot be interpreted as summary statistics of the population of interest.			
# v37: 37.您目前從事的行業為何？			
Information	[Type= discrete] [Format=numeric] [Range= 1-98] [Missing=*]		
Statistics [NW/ W]	[Valid=10121 /-] [Invalid=0 /-]		
Value	Label	Cases	Percentage
1	軍人及公務人員	423	4.2%
2	教師(含教育服務業)	450	4.4%
3	農、林、漁、牧業	278	2.7%
4	礦業及土石採取業	8	0.1%
5	製造業	1395	13.8%
6	電力及燃氣供應業	41	0.4%
7	用水供應及污染整治業	17	0.2%
8	營造業	309	3.1%
9	批發及零售業	455	4.5%
10	運輸及倉儲業	181	1.8%
11	住宿及餐飲業	291	2.9%
12	出版、影音製作、傳播及資訊服務業(含影視、新聞及音樂出版)	190	1.9%
13	金融及保險業	291	2.9%
14	不動產業	37	0.4%
15	專業、科學及技術服務業	342	3.4%
16	支援服務業	257	2.5%
17	其他公共行政及國防強制性社會安全(非軍人及公務人員)	29	0.3%
18	醫療保健及社會工作服務業	353	3.5%
19	藝術、娛樂及休閒服務業	135	1.3%
20	其他服務業	627	6.2%
21	家管	1157	11.4%
22	學生	993	9.8%
23	無業/待業中	405	4.0%
24	已退休	1312	13.0%
25	其他	61	0.6%
98	不知道/拒答	84	0.8%
Warning: these figures indicate the number of cases found in the data file. They cannot be interpreted as summary statistics of the population of interest.			
# v38: 38.您的個人月收入？			
Information	[Type= discrete] [Format=numeric] [Range= 1-99] [Missing=*]		
Statistics [NW/ W]	[Valid=10121 /-] [Invalid=0 /-]		
Value	Label	Cases	Percentage
1	沒有收入	1410	13.9%
2	10,000元及以下	850	8.4%
3	10,001-20,000元	816	8.1%
4	20,001-30,000元	1445	14.3%
5	30,001-40,000元	1801	17.8%

# v38: 38.您的個人月收入？			
Value	Label	Cases	Percentage
6	40,001-50,000元	1244	<div></div> 12.3%
7	50,001-60,000元	766	<div></div> 7.6%
8	60,001-70,000元	325	<div></div> 3.2%
9	70,001元以上	762	<div></div> 7.5%
10	收入不固定	0	
98	不知道/拒答	702	<div></div> 6.9%
99	遺漏值或跳答	0	
Warning: these figures indicate the number of cases found in the data file. They cannot be interpreted as summary statistics of the population of interest.			
# v39: 39.您的性別是？			
Information	[Type= discrete] [Format=numeric] [Range= 1-99] [Missing=*]		
Statistics [NW/ W]	[Valid=10121 /-] [Invalid=0 /-]		
Value	Label	Cases	Percentage
1	男性	4896	<div></div> 48.4%
2	女性	5225	<div></div> 51.6%
99	遺漏值或跳答	0	
Warning: these figures indicate the number of cases found in the data file. They cannot be interpreted as summary statistics of the population of interest.			
# w: 全體樣本之權數			
Information	[Type= continuous] [Format=numeric] [Range= 0.0524979275707925-8.57531865025772] [Missing=*]		
Statistics [NW/ W]	[Valid=10121 /-] [Invalid=0 /-] [Mean=1 /-] [StdDev=0.579 /-]		
# w1: 9,117個樣本之權數			
Information	[Type= continuous] [Format=numeric] [Range= 0.0795979373814916-13.405299803402] [Missing=*]		
Statistics [NW/ W]	[Valid=10121 /-] [Invalid=0 /-] [Mean=2.564 /-] [StdDev=2.844 /-]		