

台灣

張鑑如, 國立臺灣師範大學人類發展與家庭學系

幼兒發展調查資料庫建置計畫：36月齡組第二波48月齡

## **Study Documentation**

January 29, 2021

# Metadata Production

Metadata Producer(s)	學術調查研究資料庫(Survey Research Data Archive) (SRDA) , 中央研究院人社中心調查研究 專題中心 , DDI文件製作
Identification	D00187

# Table of Contents

Overview.....	4
Scope & Coverage.....	4
Producers & Sponsors.....	4
Data Collection.....	5
Data Processing & Appraisal.....	5
Accessibility.....	5
Files Description.....	6
data1.....	6
data2.....	6
data3.....	6
Variables Group(s).....	7
家長問卷.....	7
親友問卷.....	7
教保問卷.....	7
樣本資訊.....	7
【第一部份】一、父母的基本資料.....	7
【第一部份】二、孩子與家庭的基本資料.....	11
【第一部份】三、其他主要照顧者(父母以外)的基本資料.....	18
【第二部份】一、認知發展問卷.....	20
【第二部份】二、語言發展問卷.....	21
【第二部份】三、社會情緒發展問卷.....	22
【第二部份】四、身體動作發展問卷.....	25
【第三部份】一、學習環境.....	27
【第三部份】二、教養.....	32
【第三部份】三、家庭生活狀況.....	33
【第三部份】四、孩子父親的親職參與.....	34
【第三部份】五、孩子母親的親職參與.....	34
【第三部份】六、親友的親職參與.....	34
【第四部份】托育狀況調查.....	35
【第五部份】三、孩子現在的健康狀況.....	36
【第五部份】四、孩子的飲食狀況.....	40
【第五部份】五、孩子的睡眠狀況.....	40
新增變項.....	40
樣本資訊.....	40
【第一部份】一、主要照顧者的基本資料.....	41
【第二部份】一、學習環境.....	42
【第二部份】二、教養.....	45
【第二部份】三、家庭生活狀況.....	46
樣本資訊.....	46
【第一部份】一、教保人員/托育人員/保母基本資料.....	47
【第一部份】二、活動、課程與教學.....	48
【第一部份】三、學習環境.....	49
【第一部份】四、教養.....	51
【第一部份】五、師生關係.....	51
【第二部份】一、孩子教保狀況.....	51
【第二部份】二、師生互動.....	52
【第二部份】三、家園關係.....	53
【第二部份】四、親職參與.....	53
權值.....	54
Variables Description.....	55
data1.....	56
data2.....	265
data3.....	314

# 幼兒發展調查資料庫建置計畫：36月齡組第二波48月齡

***Kids in Taiwan: National Longitudinal Study of Child Development and Care (KIT): KIT-M36 at 48 months old***

Overview	
Type	幼兒發展調查資料庫建置計畫
Identification	D00187
Version	Production Date: 2021-01-29 1
<p><b>Abstract</b></p> <p>幼兒發展調查資料庫計畫目標在建置完整且具時代和本土文化意義的我國幼兒發展長期追蹤資料庫，以瞭解我國幼兒從出生至八歲健康、認知語言、社會情緒、身體動作發展的歷程和變化，幼兒所處家庭、教保環境的狀況和經驗，以及家庭、教保環境和經驗對幼兒發展的長遠影響。研究對象為3月齡及36月齡兩組幼兒，3月齡組在3、6、12、18、24、36、48、60、72、84和96月齡大時蒐集資料，36月齡組則每年蒐集一次資料，直到八歲。以臺灣地區戶籍資料作為抽樣清冊，採分層兩階段抽樣法，第一抽出單位為鄉鎮市區，第二抽出單位為個人。</p> <p>資料蒐集內容包括家長問卷、親友問卷、教保人員問卷、幼兒發展評估及幼兒經驗訪談。此次公開之資料為幼兒發展調查資料庫計畫36月齡組第二波48個月的資料，調查對象為出生日區間為2013年4月1日至2014年3月31日的樣本，家長問卷完訪樣本數共2,031案，親友問卷完訪樣本數共275案，教保問卷完訪樣本數共594案。問卷內容包含：基本資料、幼兒發展與健康、家庭環境與經驗、托育狀況等。建置臺灣幼兒發展調查資料庫，可提供具實證依據之資料，促使政府擬定適合我國幼兒發展且具前瞻性的幼兒健康、福利、家庭、托育等政策，並可早期發現發展遲緩幼兒並作預防和介入，具有多重的效益和意義。</p> <p>資料使用規範 未經本計畫同意，不可使用本計畫問卷蒐集資料，以進行其他研究。若需使用本計畫問卷蒐集資料，請聯絡臺灣幼兒發展資料庫建置計畫，電話(02)77493142或email: kidsintw@gmail.com。</p>	
Kind of Data	抽查
Unit of Analysis	個人

Scope & Coverage	
Time Period(s)	2017-2018
Countries	台灣
<p><b>Geographic Coverage</b> 臺灣本島地區(排除臺東縣蘭嶼鄉、綠島鄉)</p>	
<p><b>Universe</b> 36月齡組樣本以臺灣本島地區(排除臺東縣蘭嶼鄉、綠島鄉)具有本國國籍，出生日區間為2013年4月1日至2014年3月31日的幼兒。</p>	

Producers & Sponsors	
Primary Investigator(s)	張鑑如，國立臺灣師範大學人類發展與家庭學系
Other Producer(s)	國立臺灣師範大學教育研究與評鑑中心暨人類發展與家庭學系
Funding Agency/ies	科技部

<b>Data Collection</b>	
<b>Data Collection Dates</b>	start 2017-03-01 end 2018-05-31
<b>Time Period(s)</b>	start 2014-08-01 end 2020-07-31
<b>Data Collection Mode</b>	面對面訪問

<b>Data Processing &amp; Appraisal</b>	
<b>Data Editing</b>	中央研究院人文社會科學研究中心調查研究專題中心所進行的資料整理方式，為不合理值檢核。

<b>Accessibility</b>	
<b>Contact(s)</b>	學術調查研究資料庫(Survey Research Data Archive) (中央研究院人社中心調查研究專題中心), <a href="http://srda.sinica.edu.tw">http://srda.sinica.edu.tw</a> , <a href="mailto:srda@gate.sinica.edu.tw">srda@gate.sinica.edu.tw</a>
<b>Distributor(s)</b>	中央研究院人社中心調查研究專題中心學術調查研究資料庫
<b>Depositor(s)</b>	國立臺灣師範大學人類發展與家庭學系
<b>Access Conditions</b>	
標準版(一般會員、院內會員直接下載)	

# Files Description

Dataset contains 3 file(s)

data1	
# Cases	2031
# Variable(s)	631

data2	
# Cases	275
# Variable(s)	124

data3	
# Cases	594
# Variable(s)	118

# Variables Group(s)

Dataset contains 38 group(s)

Group 家長問卷	
Subgroup(s)	樣本資訊，【第一部份】一、父母的基本資料，【第一部份】二、孩子與家庭的基本資料，【第一部份】三、其他主要照顧者(父母以外)的基本資料，【第二部份】一、認知發展問卷，【第二部份】二、語言發展問卷，【第二部份】三、社會情緒發展問卷，【第二部份】四、身體動作發展問卷，【第三部份】一、學習環境，【第三部份】二、教養，【第三部份】三、家庭生活狀況，【第三部份】四、孩子父親的親職參與，【第三部份】五、孩子母親的親職參與，【第三部份】六、親友的親職參與，【第四部份】托育狀況調查，【第五部份】三、孩子現在的健康狀況，【第五部份】四、孩子的飲食狀況，【第五部份】五、孩子的睡眠狀況，新增變項，權值

Group 親友問卷	
Subgroup(s)	樣本資訊，【第一部份】一、主要照顧者的基本資料，【第二部份】一、學習環境，【第二部份】二、教養，【第二部份】三、家庭生活狀況，【第二部份】四、親職參與

Group 教保問卷	
Subgroup(s)	樣本資訊，【第一部份】一、教保人員/托育人員/保母基本資料，【第一部份】二、活動、課程與教學，【第一部份】三、學習環境，【第一部份】四、教養，【第一部份】五、師生關係，【第二部份】一、孩子教保狀況，【第二部份】二、師生互動，【第二部份】三、家園關係

Group 樣本資訊							
#	Name	Label	Type	Format	Valid	Invalid	Question
1	baby_id	幼兒編號	discrete	character-10	2031	0	-
2	interviewer_id	訪員編號-系統	continuous	numeric-5.0	2031	0	-
3	baby_dob	幼兒生日	discrete	character-10	2031	-	-
4	int_date	完訪日期	discrete	character-10	2031	-	-
5	baby_sex	幼兒性別	discrete	numeric-1.0	2031	0	-
6	relationship	填答者與幼兒關係	discrete	numeric-2.0	2031	0	-

Group 【第一部份】一、父母的基本資料							
#	Name	Label	Type	Format	Valid	Invalid	Question
1	pfa0101	一.1.這孩子親生父母的出生年?父	discrete	numeric-1.0	2031	0	-
2	pfa0101a	一.1.這孩子親生父母是民國幾年出生?父	discrete	numeric-4.0	2031	0	-
3	pfa0102	一.1.這孩子親生父母的出生年?母	discrete	numeric-1.0	2031	0	-
4	pfa0102a	一.1.這孩子親生父母是民國幾年出生?母	discrete	numeric-4.0	2031	0	-
5	pfa0201	一.2.這孩子親生父母的教育程度：父	discrete	numeric-1.0	2031	0	-

#	Name	Label	Type	Format	Valid	Invalid	Question
6	pfa0202	一.2.這孩子親生父母的教育程度：母	discrete	numeric-1.0	2031	0	-
7	pfa03	一.3.這孩子親生父親的原國籍	discrete	numeric-2.0	2031	0	-
8	pfa0301	一.3.1.這孩子親生父親的原國籍(5)東南亞國籍為	discrete	numeric-1.0	2031	0	-
9	pfa0301a	一.3.1.這孩子親生父親的原國籍(5)東南亞國籍為其他東南亞國家(請說明)	discrete	character-60	1	0	-
10	pfa0302	一.3.2.這孩子親生父親的原國籍(6)其他亞洲國家國籍為	discrete	numeric-1.0	2031	0	-
11	pfa0302a	一.3.2.這孩子親生父親的原國籍(6)其他亞洲國家國籍為其他(請說明)	discrete	character-60	0	0	-
12	pfa03a	一.3.這孩子親生父親的原國籍(7)其他國家(請說明)	discrete	character-60	7	0	-
13	pfa0303	一.3.3.這孩子父親在台灣居住的時間約__年	discrete	numeric-2.0	2031	0	-
14	pfa030401	一.3.4.1.這孩子父親中文的聽說讀寫能力如何?[聽]	discrete	numeric-1.0	2031	0	-
15	pfa030402	一.3.4.2.這孩子父親中文的聽說讀寫能力如何?[說]	discrete	numeric-1.0	2031	0	-
16	pfa030403	一.3.4.3.這孩子父親中文的聽說讀寫能力如何?[讀]	discrete	numeric-1.0	2031	0	-
17	pfa030404	一.3.4.4.這孩子父親中文的聽說讀寫能力如何?[寫]	discrete	numeric-1.0	2031	0	-
18	pfa04	一.4.這孩子親生母親的原國籍	discrete	numeric-2.0	2031	0	-
19	pfa0401	一.4.1.這孩子親生母親的原國籍(5)東南亞國籍為	discrete	numeric-1.0	2031	0	-
20	pfa0401a	一.4.1.這孩子親生母親的原國籍(5)東南亞國籍為其他東南亞國家(請說明)	discrete	character-60	0	0	-
21	pfa0402	一.4.2.這孩子親生母親的原國籍(6)其他亞洲國家國籍為	discrete	numeric-1.0	2031	0	-
22	pfa0402a	一.4.2.這孩子親生母親的原國籍(6)其他亞洲國家國籍為其他(請說明)	discrete	character-60	0	0	-
23	pfa04a	一.4.這孩子親生母親的原國籍(7)其他國家(請說明)	discrete	character-60	1	0	-
24	pfa0403	一.4.3.這孩子母親在台灣居住的時間約__年	discrete	numeric-4.0	2031	0	-
25	pfa040401	一.4.4.1.這孩子母親中文的聽說讀寫能力如何?[聽]	discrete	numeric-1.0	2031	0	-
26	pfa040402	一.4.4.2.這孩子母親中文的聽說讀寫能力如何?[說]	discrete	numeric-1.0	2031	0	-
27	pfa040403	一.4.4.3.這孩子母親中文的聽說讀寫能力如何?[讀]	discrete	numeric-1.0	2031	0	-
28	pfa040404	一.4.4.4.這孩子母親中文的聽說讀寫能力如何?[寫]	discrete	numeric-1.0	2031	0	-



#	Name	Label	Type	Format	Valid	Invalid	Question
29	pfa05	一.5.這孩子父母的婚姻狀況	discrete	numeric-1.0	2031	0	-
30	pfa05a	一.5.這孩子父母的婚姻狀況：其他	discrete	character-60	1	0	-
31	pfa06	一.6.這孩子是否享有下列育兒的相關津貼/補助？	discrete	numeric-1.0	2031	0	-
32	pfa060101	一.6.1.這孩子享有育兒的津貼/補助為(1)各縣市生育獎勵/津貼/補助	discrete	numeric-1.0	2031	0	-
33	pfa060102	一.6.1.這孩子享有育兒的津貼/補助為(2)父母未就業家庭育兒津貼/台北市育兒津貼	discrete	numeric-1.0	2031	0	-
34	pfa060103	一.6.1.這孩子享有育兒的津貼/補助為(3)保母托育費用補助- 保母資格為幼保相關科系畢業或結訓保母者	discrete	numeric-1.0	2031	0	-
35	pfa060104	一.6.1.這孩子享有育兒的津貼/補助為(4)保母托育費用補助- 保母資格為證照保母者	discrete	numeric-1.0	2031	0	-
36	pfa060105	一.6.1.這孩子享有育兒的津貼/補助為(5)5歲幼兒免學費教育計畫	discrete	numeric-1.0	2031	0	-
37	pfa060106	一.6.1.這孩子享有育兒的津貼/補助為(6)弱勢家庭兒童托育補助	discrete	numeric-1.0	2031	0	-
38	pfa060107	一.6.1.這孩子享有育兒的津貼/補助為(7)弱勢家庭兒童臨時托育補助	discrete	numeric-1.0	2031	0	-
39	pfa060108	一.6.1.這孩子享有育兒的津貼/補助為(8)其他	discrete	numeric-1.0	2031	0	-
40	pfa060108a	一.6.1.這孩子享有育兒的津貼/補助為(8)其他(請說明)	discrete	character-60	195	0	-
41	pfa07	一.7.這孩子父母是否有因為這孩子申請過育嬰假？	discrete	numeric-1.0	2031	0	-
42	pfa0701	一.7.1.育嬰假申請者為：父親	discrete	numeric-1.0	2031	0	-
43	pfa070101	一.7.1.1.父親申請育嬰假的狀況	discrete	numeric-1.0	2031	0	-
44	pfa070101a	一.7.1.1.1.父親曾經申請過育嬰假，目前已不在假期中：在孩子一個月大時開始請育嬰假	discrete	numeric-4.0	2031	0	-
45	pfa070101b	一.7.1.1.1.父親曾經申請過育嬰假，目前已不在假期中：共請過一個月的育嬰假	discrete	numeric-4.0	2031	0	-
46	pfa070102a	一.7.1.1.2.父親第一次申請育嬰假，且在假期中：在孩子一個月大時開始請育嬰假	discrete	numeric-2.0	2031	0	-

#	Name	Label	Type	Format	Valid	Invalid	Question
47	pfa070102b	一.7.1.1.2.父親第一次申請育嬰假，且在假期中：預計共請一個月的育嬰假	discrete	numeric-2.0	2031	0	-
48	pfa070103a	一.7.1.1.3.父親曾請過育嬰假，且在假期中：之前是在孩子一個月大時開始請育嬰假	discrete	numeric-2.0	2031	0	-
49	pfa070103b	一.7.1.1.3.父親曾請過育嬰假，且在假期中：之前共請過一個月的育嬰假	discrete	numeric-2.0	2031	0	-
50	pfa070104a	一.7.1.1.4.父親曾請過育嬰假，且在假期中：這次是在孩子一個月大時開始請育嬰假	discrete	numeric-2.0	2031	0	-
51	pfa070104b	一.7.1.1.4.父親曾請過育嬰假，且在假期中：這次預計共請一個月的育嬰假	discrete	numeric-2.0	2031	0	-
52	pfa0702	一.7.1.育嬰假申請者為：母親	discrete	numeric-1.0	2031	0	-
53	pfa070201	一.7.1.2.母親申請育嬰假的狀況	discrete	numeric-1.0	2031	0	-
54	pfa070201a	一.7.1.2.1.母親曾經申請過育嬰假，目前已不在假期中：在孩子一個月大時開始請育嬰假	discrete	numeric-4.0	2031	0	-
55	pfa070201b	一.7.1.2.1.母親曾經申請過育嬰假，目前已不在假期中：共請過一個月的育嬰假	discrete	numeric-4.0	2031	0	-
56	pfa070202a	一.7.1.2.2.母親第一次申請育嬰假，且在假期中：在孩子一個月大時開始請育嬰假	discrete	numeric-2.0	2031	0	-
57	pfa070202b	一.7.1.2.2.母親第一次申請育嬰假，且在假期中：預計共請一個月的育嬰假	discrete	numeric-2.0	2031	0	-
58	pfa070203a	一.7.1.2.3.母親曾請過育嬰假，且在假期中：之前是在孩子一個月大時開始請育嬰假	discrete	numeric-2.0	2031	0	-
59	pfa070203b	一.7.1.2.3.母親曾請過育嬰假，且在假期中：之前共請過一個月的育嬰假	discrete	numeric-2.0	2031	0	-
60	pfa070204a	一.7.1.2.4.母親曾請過育嬰假，且在假期中：這次是在孩子一個月大時開始請育嬰假	discrete	numeric-2.0	2031	0	-
61	pfa070204b	一.7.1.2.4.母親曾請過育嬰假，且在假期中：這次預計共請一個月的育嬰假	discrete	numeric-2.0	2031	0	-
62	pfa08	一.8.這孩子父母有吸菸的習慣嗎？	discrete	numeric-1.0	2031	0	-
63	pfa09	一.9.這孩子父母每星期有喝醉酒嗎？	discrete	numeric-1.0	2031	0	-
64	pfa1001	一.10.1.這孩子父親的工作狀況	discrete	numeric-1.0	2031	0	-

#	Name	Label	Type	Format	Valid	Invalid	Question
65	pfa1002	一.10.2.這孩子母親的工作狀況	discrete	numeric-1.0	2031	0	-
66	pfa1101	一.11.1.這孩子父親的工作類型	discrete	numeric-2.0	2031	0	-
67	pfa1101a	一.11.1.這孩子父親的工作類型：其他(請說明)	discrete	character-60	3	0	-
68	pfa1102	一.11.2.這孩子母親的工作類型	discrete	numeric-2.0	2031	0	-
69	pfa1102a	一.11.2.這孩子母親的工作類型：其他(請說明)	discrete	character-60	4	0	-
70	pfa12	一.12.這孩子父親每週上班或工作幾小時?(含加班時間)	discrete	numeric-2.0	2031	0	-
71	pfa13	一.13.這孩子母親每週上班或工作幾小時?(含加班時間)	discrete	numeric-2.0	2031	0	-
72	pfa14	一.14.這孩子的家庭是否為兩地家庭/通勤家庭(指夫妻因為工作、求學或其他因素以致與配偶分居兩地，每隔一段時間才能相聚)?	discrete	numeric-1.0	2031	0	-
73	pfa1501	一.15.1.這孩子父親最常說的語言是	discrete	numeric-2.0	2031	0	-
74	pfa1501a	一.15.1.這孩子父親最常說的語言是：其他(請說明)	discrete	character-60	5	0	-
75	pfa1502	一.15.2.這孩子母親最常說的語言是	discrete	numeric-2.0	2031	0	-
76	pfa1502a	一.15.2.這孩子母親最常說的語言是：其他(請說明)	discrete	character-60	1	0	-
77	pfa1601	一.16.1.過去3個月，這孩子父親是否會感覺悲傷、憂鬱、憂愁、不快樂?	discrete	numeric-1.0	2031	0	-
78	pfa1602	一.16.2.過去3個月，這孩子母親是否會感覺悲傷、憂鬱、憂愁、不快樂?	discrete	numeric-1.0	2031	0	-

## Group 【第一部份】二、孩子與家庭的基本資料

#	Name	Label	Type	Format	Valid	Invalid	Question
1	pfb0101	二.1.這孩子現在和哪些人一起住?(複選)(01)父、養父、繼父、寄養父	discrete	numeric-1.0	2031	0	-
2	pfb0102	二.1.這孩子現在和哪些人一起住?(複選)(02)母、養母、繼母、寄養母	discrete	numeric-1.0	2031	0	-
3	pfb0103	二.1.這孩子現在和哪些人一起住?(複選)(03)祖父	discrete	numeric-1.0	2031	0	-
4	pfb0104	二.1.這孩子現在和哪些人一起住?(複選)(04)祖母	discrete	numeric-1.0	2031	0	-
5	pfb0105	二.1.這孩子現在和哪些人一起住?(複選)(05)外祖父	discrete	numeric-1.0	2031	0	-

#	Name	Label	Type	Format	Valid	Invalid	Question
6	pfb0106	二.1.這孩子現在和哪些人一起住?(複選)(06)外祖母	discrete	numeric-1.0	2031	0	-
7	pfb0107	二.1.這孩子現在和哪些人一起住?(複選)(07)伯父、伯母	discrete	numeric-1.0	2031	0	-
8	pfb0108	二.1.這孩子現在和哪些人一起住?(複選)(08)叔叔、嬸嬸	discrete	numeric-1.0	2031	0	-
9	pfb0109	二.1.這孩子現在和哪些人一起住?(複選)(09)姑姑、姑丈	discrete	numeric-1.0	2031	0	-
10	pfb0110	二.1.這孩子現在和哪些人一起住?(複選)(10)舅舅、舅媽	discrete	numeric-1.0	2031	0	-
11	pfb0111	二.1.這孩子現在和哪些人一起住?(複選)(11)阿姨、姨丈	discrete	numeric-1.0	2031	0	-
12	pfb0112	二.1.這孩子現在和哪些人一起住?(複選)(12)兄	discrete	numeric-1.0	2031	0	-
13	pfb0112a	二.1.這孩子現在和哪些人一起住?(複選)(12)兄—人	discrete	numeric-1.0	2031	0	-
14	pfb0113	二.1.這孩子現在和哪些人一起住?(複選)(13)弟	discrete	numeric-1.0	2031	0	-
15	pfb0113a	二.1.這孩子現在和哪些人一起住?(複選)(13)弟—人	discrete	numeric-1.0	2031	0	-
16	pfb0114	二.1.這孩子現在和哪些人一起住?(複選)(14)姊	discrete	numeric-1.0	2031	0	-
17	pfb0114a	二.1.這孩子現在和哪些人一起住?(複選)(14)姊—人	discrete	numeric-1.0	2031	0	-
18	pfb0115	二.1.這孩子現在和哪些人一起住?(複選)(15)妹	discrete	numeric-1.0	2031	0	-
19	pfb0115a	二.1.這孩子現在和哪些人一起住?(複選)(15)妹—人	discrete	numeric-1.0	2031	0	-
20	pfb0116	二.1.這孩子現在和哪些人一起住?(複選)(16)表/堂兄姊	discrete	numeric-1.0	2031	0	-
21	pfb0116a	二.1.這孩子現在和哪些人一起住?(複選)(16)表/堂兄姊—人	discrete	numeric-1.0	2031	0	-
22	pfb0117	二.1.這孩子現在和哪些人一起住?(複選)(17)表/堂弟妹	discrete	numeric-1.0	2031	0	-
23	pfb0117a	二.1.這孩子現在和哪些人一起住?(複選)(17)表/堂弟妹—人	discrete	numeric-1.0	2031	0	-
24	pfb0118	二.1.這孩子現在和哪些人一起住?(複選)(18)傭人	discrete	numeric-1.0	2031	0	-
25	pfb0119	二.1.這孩子現在和哪些人一起住?(複選)(19)父母親的男(女)朋友或同居人	discrete	numeric-1.0	2031	0	-
26	pfb0120	二.1.這孩子現在和哪些人一起住?(複選)(20)其他	discrete	numeric-1.0	2031	0	-

#	Name	Label	Type	Format	Valid	Invalid	Question
27	pfb0120a	二.1.這孩子現在和哪些人一起住?(複選)(20)其他(請說明)	discrete	character-60	96	0	-
28	pfb0121	二.1.這孩子現在和哪些人一起住?(複選)拒答	discrete	numeric-1.0	2031	0	-
29	pfb0122	二.1.這孩子現在和哪些人一起住?(複選)不知道	discrete	numeric-1.0	2031	0	-
30	pfb02	二.2.這孩子有沒有兄弟姊妹?	discrete	numeric-1.0	2031	0	-
31	pfb0201	二.2.1.兄弟姊妹情況：兄	discrete	numeric-1.0	2031	0	-
32	pfb0201a	二.2.1.兄弟姊妹情況：兄1出生年(民國)	discrete	numeric-4.0	2031	0	-
33	pfb0201b	二.2.1.兄弟姊妹情況：兄2出生年(民國)	discrete	numeric-3.0	2031	0	-
34	pfb0201c	二.2.1.兄弟姊妹情況：兄3出生年(民國)	discrete	numeric-2.0	2031	0	-
35	pfb0201d	二.2.1.兄弟姊妹情況：兄4出生年(民國)	discrete	numeric-2.0	2031	0	-
36	pfb0201e	二.2.1.兄弟姊妹情況：兄5出生年(民國)	discrete	numeric-2.0	2031	0	-
37	pfb0201f	二.2.1.兄弟姊妹情況：兄6出生年(民國)	discrete	numeric-2.0	2031	0	-
38	pfb0201g	二.2.1.兄弟姊妹情況：兄7出生年(民國)	discrete	numeric-2.0	2031	0	-
39	pfb0201h	二.2.1.兄弟姊妹情況：兄8出生年(民國)	discrete	numeric-2.0	2031	0	-
40	pfb0201i	二.2.1.兄弟姊妹情況：兄9出生年(民國)	discrete	numeric-2.0	2031	0	-
41	pfb0202	二.2.1.兄弟姊妹情況：弟	discrete	numeric-1.0	2031	0	-
42	pfb0202a	二.2.1.兄弟姊妹情況：弟1- 出生年(民國)	discrete	numeric-3.0	2031	0	-
43	pfb0202b	二.2.1.兄弟姊妹情況：弟2- 出生年(民國)	discrete	numeric-3.0	2031	0	-
44	pfb0202c	二.2.1.兄弟姊妹情況：弟3- 出生年(民國)	discrete	numeric-3.0	2031	0	-
45	pfb0202d	二.2.1.兄弟姊妹情況：弟4- 出生年(民國)	discrete	numeric-3.0	2031	0	-
46	pfb0202e	二.2.1.兄弟姊妹情況：弟5- 出生年(民國)	discrete	numeric-3.0	2031	0	-
47	pfb0202f	二.2.1.兄弟姊妹情況：弟6- 出生年(民國)	discrete	numeric-3.0	2031	0	-
48	pfb0202g	二.2.1.兄弟姊妹情況：弟7- 出生年(民國)	discrete	numeric-3.0	2031	0	-
49	pfb0202h	二.2.1.兄弟姊妹情況：弟8- 出生年(民國)	discrete	numeric-3.0	2031	0	-
50	pfb0202i	二.2.1.兄弟姊妹情況：弟9- 出生年(民國)	discrete	numeric-3.0	2031	0	-
51	pfb0203	二.2.1.兄弟姊妹情況：姊	discrete	numeric-1.0	2031	0	-
52	pfb0203a	二.2.1.兄弟姊妹情況：姊1- 出生年(民國)	discrete	numeric-4.0	2031	0	-

#	Name	Label	Type	Format	Valid	Invalid	Question
53	pfb0203b	二.2.1.兄弟姊妹情況：姊2- 出生年(民國)	discrete	numeric-3.0	2031	0	-
54	pfb0203c	二.2.1.兄弟姊妹情況：姊3- 出生年(民國)	discrete	numeric-3.0	2031	0	-
55	pfb0203d	二.2.1.兄弟姊妹情況：姊4- 出生年(民國)	discrete	numeric-3.0	2031	0	-
56	pfb0203e	二.2.1.兄弟姊妹情況：姊5- 出生年(民國)	discrete	numeric-3.0	2031	0	-
57	pfb0203f	二.2.1.兄弟姊妹情況：姊6- 出生年(民國)	discrete	numeric-3.0	2031	0	-
58	pfb0203g	二.2.1.兄弟姊妹情況：姊7- 出生年(民國)	discrete	numeric-3.0	2031	0	-
59	pfb0203h	二.2.1.兄弟姊妹情況：姊8- 出生年(民國)	discrete	numeric-3.0	2031	0	-
60	pfb0203i	二.2.1.兄弟姊妹情況：姊9- 出生年(民國)	discrete	numeric-3.0	2031	0	-
61	pfb0204	二.2.1.兄弟姊妹情況：妹	discrete	numeric-1.0	2031	0	-
62	pfb0204a	二.2.1.兄弟姊妹情況：妹1- 出生年(民國)	discrete	numeric-3.0	2031	0	-
63	pfb0204b	二.2.1.兄弟姊妹情況：妹2- 出生年(民國)	discrete	numeric-3.0	2031	0	-
64	pfb0204c	二.2.1.兄弟姊妹情況：妹3- 出生年(民國)	discrete	numeric-3.0	2031	0	-
65	pfb0204d	二.2.1.兄弟姊妹情況：妹4- 出生年(民國)	discrete	numeric-3.0	2031	0	-
66	pfb0204e	二.2.1.兄弟姊妹情況：妹5- 出生年(民國)	discrete	numeric-3.0	2031	0	-
67	pfb0204f	二.2.1.兄弟姊妹情況：妹6- 出生年(民國)	discrete	numeric-3.0	2031	0	-
68	pfb0204g	二.2.1.兄弟姊妹情況：妹7- 出生年(民國)	discrete	numeric-3.0	2031	0	-
69	pfb0204h	二.2.1.兄弟姊妹情況：妹8- 出生年(民國)	discrete	numeric-3.0	2031	0	-
70	pfb0204i	二.2.1.兄弟姊妹情況：妹9- 出生年(民國)	discrete	numeric-3.0	2031	0	-
71	pfb03	二.3.這孩子幾歲開始托給別人照顧?	discrete	numeric-1.0	2031	0	-
72	pfb03a	二.3.這孩子幾歲開始托給別人照顧?—歲開始由父母以外的人照顧	discrete	numeric-1.0	2031	0	-
73	pfb03b	二.3.這孩子幾歲開始托給別人照顧?—月開始由父母以外的人照顧	discrete	numeric-4.0	2031	0	-
74	pfb04	二.4.由孩子出生到現在, 白天照顧這孩子的人(不含父母)是否更換過?(臨時托育不算)	discrete	numeric-1.0	2031	0	-
75	pfb04a	二.4.由孩子出生到現在, 白天照顧這孩子的人有更換過, 到目前為止總共換過—位照顧者	discrete	numeric-2.0	2031	0	-

#	Name	Label	Type	Format	Valid	Invalid	Question
76	pfb050a	二.5.目前白天的主要照顧者，與孩子關係是？	discrete	numeric-1.0	2031	0	-
77	pfb050b	二.5.目前白天的主要照顧者，與孩子關係是？其他（請說明）	discrete	character-60	9	0	-
78	pfb05a	二.5.1.目前白天主要照顧這孩子的人，是從孩子何時開始照顧—歲	discrete	numeric-4.0	2031	0	-
79	pfb05b	二.5.1.目前白天主要照顧這孩子的人，是從孩子何時開始照顧—月	discrete	numeric-4.0	2031	0	-
80	pfb0501a	二.5.1.目前白天主要照顧這孩子的人，平均每週照顧—天	discrete	numeric-1.0	2031	0	-
81	pfb0501b	二.5.1.目前白天主要照顧這孩子的人，平均每天照顧—小時	discrete	numeric-4.0	2031	0	-
82	pfb0502	二.5.2.這孩子白天在哪裡被照顧？	discrete	numeric-1.0	2031	0	-
83	pfb0502a	二.5.2.這孩子白天在哪裡被照顧？其他（請說明）	discrete	character-60	7	0	-
84	pfb06	二.6.這孩子是否自己一人睡在一個房間？	discrete	numeric-1.0	2031	0	-
85	pfb0601	二.6.1.這孩子不是自己一人睡，跟下列人一起睡在一個房間（複選）(1)父親	discrete	numeric-1.0	2031	0	-
86	pfb0602	二.6.1.這孩子不是自己一人睡，跟下列人一起睡在一個房間（複選）(2)母親	discrete	numeric-1.0	2031	0	-
87	pfb0603	二.6.1.這孩子不是自己一人睡，跟下列人一起睡在一個房間（複選）(3)祖父（母）	discrete	numeric-1.0	2031	0	-
88	pfb0604	二.6.1.這孩子不是自己一人睡，跟下列人一起睡在一個房間（複選）(4)外祖父（母）	discrete	numeric-1.0	2031	0	-
89	pfb0605	二.6.1.這孩子不是自己一人睡，跟下列人一起睡在一個房間（複選）(5)兄弟姊妹	discrete	numeric-1.0	2031	0	-
90	pfb0606	二.6.1.這孩子不是自己一人睡，跟下列人一起睡在一個房間（複選）(6)保母	discrete	numeric-1.0	2031	0	-
91	pfb0607	二.6.1.這孩子不是自己一人睡，跟下列人一起睡在一個房間（複選）(7)幫傭	discrete	numeric-1.0	2031	0	-
92	pfb0608	二.6.1.這孩子不是自己一人睡，跟下列人一起睡在一個房間（複選）(8)其他	discrete	numeric-1.0	2031	0	-
93	pfb0608a	二.6.1.這孩子不是自己一人睡，跟下列人一起睡在一個房間（複選）(8)其他（請說明）	discrete	character-60	22	0	-

#	Name	Label	Type	Format	Valid	Invalid	Question
94	pfb07	二.7.這孩子是否自己一人睡在自己的床?	discrete	numeric-1.0	2031	0	-
95	pfb0701	二.7.1.這孩子不是自己一人睡在自己的床,跟下列人一起睡一張床(複選)(1)父親	discrete	numeric-1.0	2031	0	-
96	pfb0702	二.7.1.這孩子不是自己一人睡在自己的床,跟下列人一起睡一張床(複選)(2)母親	discrete	numeric-1.0	2031	0	-
97	pfb0703	二.7.1.這孩子不是自己一人睡在自己的床,跟下列人一起睡一張床(複選)(3)祖父(母)	discrete	numeric-1.0	2031	0	-
98	pfb0704	二.7.1.這孩子不是自己一人睡在自己的床,跟下列人一起睡一張床(複選)(4)外祖父(母)	discrete	numeric-1.0	2031	0	-
99	pfb0705	二.7.1.這孩子不是自己一人睡在自己的床,跟下列人一起睡一張床(複選)(5)兄弟姊妹	discrete	numeric-1.0	2031	0	-
100	pfb0706	二.7.1.這孩子不是自己一人睡在自己的床,跟下列人一起睡一張床(複選)(6)保母	discrete	numeric-1.0	2031	0	-
101	pfb0707	二.7.1.這孩子不是自己一人睡在自己的床,跟下列人一起睡一張床(複選)(7)幫傭	discrete	numeric-1.0	2031	0	-
102	pfb0708	二.7.1.這孩子不是自己一人睡在自己的床,跟下列人一起睡一張床(複選)(8)其他	discrete	numeric-1.0	2031	0	-
103	pfb0708a	二.7.1.這孩子不是自己一人睡在自己的床,跟下列人一起睡一張床(複選)(8)其他(請說明)	discrete	character-60	17	0	-
104	pfb0801	二.8.1.語言接觸情況：這孩子白天最常聽到哪種語言	discrete	numeric-1.0	2031	0	-
105	pfb0801a	二.8.1.語言接觸情況：這孩子白天最常聽到哪種語言：其他(請說明)	discrete	character-60	2	0	-
106	pfb0802	二.8.2.語言接觸情況：這孩子晚上最常聽到哪種語言	discrete	numeric-1.0	2031	0	-
107	pfb0802a	二.8.2.語言接觸情況：這孩子晚上最常聽到哪種語言：其他(請說明)	discrete	character-60	3	0	-
108	pfb080301	二.8.3.語言接觸情況：這孩子會使用哪一種本土語言?(1)不會使用本土語言	discrete	numeric-1.0	2031	0	-
109	pfb080302	二.8.3.語言接觸情況：這孩子會使用哪一種本土語言?(2)閩南語	discrete	numeric-1.0	2031	0	-



#	Name	Label	Type	Format	Valid	Invalid	Question
110	pfb08030201	二.8.3.語言接觸情況：這孩子會使用哪一種本土語言?(2)閩南語：熟練程度	discrete	numeric-1.0	2031	0	-
111	pfb080303	二.8.3.語言接觸情況：這孩子會使用哪一種本土語言?(3)客語	discrete	numeric-1.0	2031	0	-
112	pfb08030301	二.8.3.語言接觸情況：這孩子會使用哪一種本土語言?(3)客語：熟練程度	discrete	numeric-1.0	2031	0	-
113	pfb080304	二.8.3.語言接觸情況：這孩子會使用哪一種本土語言?(4)原住民族語	discrete	numeric-1.0	2031	0	-
114	pfb08030401	二.8.3.語言接觸情況：這孩子會使用哪一種本土語言?(4)原住民族語：熟練程度	discrete	numeric-1.0	2031	0	-
115	pfb080305	二.8.3.語言接觸情況：這孩子會使用哪一種本土語言?(5)其他	discrete	numeric-1.0	2031	0	-
116	pfb08030501	二.8.3.語言接觸情況：這孩子會使用哪一種本土語言?(5)其他本土語言：熟練程度	discrete	numeric-1.0	2031	0	-
117	pfb080305a	二.8.3.語言接觸情況：這孩子會使用哪一種本土語言?(5)其他(請說明)	discrete	character-60	0	0	-
118	pfb080306	二.8.3.語言接觸情況：這孩子會使用哪一種本土語言?拒答	discrete	numeric-1.0	2031	0	-
119	pfb080307	二.8.3.語言接觸情況：這孩子會使用哪一種本土語言?不知道	discrete	numeric-1.0	2031	0	-
120	pfb080401	二.8.4.語言接觸情況：這孩子會使用哪一種外國語言?(1)不會使用外國語言	discrete	numeric-1.0	2031	0	-
121	pfb080402	二.8.4.語言接觸情況：這孩子會使用哪一種外國語言?(2)英語	discrete	numeric-1.0	2031	0	-
122	pfb08040201	二.8.4.語言接觸情況：這孩子會使用哪一種外國語言?(2)英語：熟練程度	discrete	numeric-1.0	2031	0	-
123	pfb080403	二.8.4.語言接觸情況：這孩子會使用哪一種外國語言?(3)東南亞國家語言(例如：越語、印尼語、馬來語、菲律賓語、泰語、緬甸語、高棉語等)	discrete	numeric-1.0	2031	0	-
124	pfb08040301	二.8.4.語言接觸情況：這孩子會使用哪一種外國語言?(3)東南亞國家語言：熟練程度	discrete	numeric-1.0	2031	0	-
125	pfb080404	二.8.4.語言接觸情況：這孩子會使用哪一種外國語言?(4)其他	discrete	numeric-1.0	2031	0	-
126	pfb080404a	二.8.4.語言接觸情況：這孩子會使用哪一種外國語言?(4)其他(請說明)	discrete	character-60	16	0	-

#	Name	Label	Type	Format	Valid	Invalid	Question
127	pfb08040401	二.8.4.語言接觸情況：這孩子會使用哪一種外國語言?(4)其他外國語言：熟練程度	discrete	numeric-1.0	2031	0	-
128	pfb080405	二.8.4.語言接觸情況：這孩子會使用哪一種外國語言?拒答	discrete	numeric-1.0	2031	0	-
129	pfb080406	二.8.4.語言接觸情況：這孩子會使用哪一種外國語言?不知道	discrete	numeric-1.0	2031	0	-
130	pfb09	二.9.這孩子現在還吸奶嘴嗎?	discrete	numeric-1.0	2031	0	-
131	pfb09a	二.9.這孩子現在還吸奶嘴嗎?現在沒吸了,吸到—歲(實足年齡)停止	discrete	numeric-4.0	2031	0	-
132	pfb09b	二.9.這孩子現在還吸奶嘴嗎?現在沒吸了,又—個月大(實足年齡)停止	discrete	numeric-4.0	2031	0	-
133	pfb10	二.10.這孩子現在還包尿布嗎?	discrete	numeric-1.0	2031	0	-
134	pfb10a	二.10.這孩子現在還包尿布嗎?沒有,在—歲(實足年齡)時停用尿布	discrete	numeric-1.0	2031	0	-
135	pfb10b	二.10.這孩子現在還包尿布嗎?沒有,又—個月大(實足年齡)時停用尿布	discrete	numeric-4.0	2031	0	-
136	pfb11	二.11.這孩子是否有固定讓他覺得安全而且常帶在身邊的物品?	discrete	numeric-1.0	2031	0	-
137	pfb11a	二.11.這孩子是否有固定讓他覺得安全而且常帶在身邊的物品?有,但在—歲(實足年齡)時停用	discrete	numeric-4.0	2031	0	-
138	pfb11b	二.11.這孩子是否有固定讓他覺得安全而且常帶在身邊的物品?有,又—個月大(實足年齡)時停用	discrete	numeric-4.0	2031	0	-
139	pfb12	二.12.這孩子家庭的所有收入(包括薪水、退休金、年金、房租及其他),每個月大約有多少?(以新台幣計算)	discrete	numeric-2.0	2031	0	-
140	pfb13	二.13.您是否為幼兒的父母親?	discrete	numeric-1.0	2031	0	-

### Group 【第一部份】三、其他主要照顧者(父母以外)的基本資料

#	Name	Label	Type	Format	Valid	Invalid	Question
1	pfc01	三.[其他主要照顧者]1.您是民國—年出生的	discrete	numeric-2.0	2031	0	-
2	pfc0201	三.[其他主要照顧者]2.1.您及配偶的教育程度是：男方	discrete	numeric-1.0	2031	0	-

#	Name	Label	Type	Format	Valid	Invalid	Question
3	pfc0202	三.[其他主要照顧者]2.2. 您及配偶的教育程度是： 女方	discrete	numeric-1.0	2031	0	-
4	pfc03	三.[其他主要照顧者]3. 您的原國籍	discrete	numeric-1.0	2031	0	-
5	pfc0301	三.[其他主要照顧者]3.1. 您的原國籍(5)東南亞國籍為	discrete	numeric-1.0	2031	0	-
6	pfc0301a	三.[其他主要照顧者]3.1. 您的原國籍(5)東南亞國籍為其他東南亞國家(請說明)	discrete	character-60	0	0	-
7	pfc0302	三.[其他主要照顧者]3.2. 您的原國籍(6)其他亞洲國家國籍為	discrete	numeric-1.0	2031	0	-
8	pfc0302a	三.[其他主要照顧者]3.2. 您的原國籍(6)其他亞洲國家為其他(請說明)	discrete	character-60	0	0	-
9	pfc03a	三.[其他主要照顧者]3. 您的原國籍(7)其他國家(請說明)	discrete	character-60	0	0	-
10	pfc0303	三.[其他主要照顧者]3.3. 您在台灣居住的時間約—年	discrete	numeric-1.0	2031	0	-
11	pfc030401	三.[其他主要照顧者]3.4.1. 您中文的聽說讀寫能力如何?聽	discrete	numeric-1.0	2031	0	-
12	pfc030402	三.[其他主要照顧者]3.4.2. 您中文的聽說讀寫能力如何?說	discrete	numeric-1.0	2031	0	-
13	pfc030403	三.[其他主要照顧者]3.4.3. 您中文的聽說讀寫能力如何?讀	discrete	numeric-1.0	2031	0	-
14	pfc030404	三.[其他主要照顧者]3.4.4. 您中文的聽說讀寫能力如何?寫	discrete	numeric-1.0	2031	0	-
15	pfc04	三.[其他主要照顧者]4. 您的婚姻狀況	discrete	numeric-1.0	2031	0	-
16	pfc04a	三.[其他主要照顧者]4. 您的婚姻狀況：其他(請說明)	discrete	character-60	0	0	-
17	pfc05	三.[其他主要照顧者]5. 您及配偶有吸菸的習慣嗎?	discrete	numeric-1.0	2031	0	-
18	pfc06	三.[其他主要照顧者]6. 您及配偶每星期有喝醉酒嗎?	discrete	numeric-1.0	2031	0	-
19	pfc0701	三.[其他主要照顧者]7.1. 您及配偶的工作狀況：男方	discrete	numeric-1.0	2031	0	-
20	pfc0702	三.[其他主要照顧者]7.2. 您及配偶的工作狀況：女方	discrete	numeric-1.0	2031	0	-
21	pfc08	三.[其他主要照顧者]8. 您每週照顧這孩子—小時	discrete	numeric-6.1	2031	0	-
22	pfc09	三.[其他主要照顧者]9. 您最常說的語言	discrete	numeric-1.0	2031	0	-

#	Name	Label	Type	Format	Valid	Invalid	Question
23	pfc09a	三.[其他主要照顧者]9.您最常說的語言：其他(請說明)	discrete	character-60	0	0	-
24	pfc10	三.[其他主要照顧者]10.您是否上過126小時的保母專業訓練課程?	discrete	numeric-1.0	2031	0	-
25	pfc1101	三.[其他主要照顧者]11.1.過去3個月，您及配偶是否會感覺悲傷、憂鬱、憂愁、不快樂?男方	discrete	numeric-1.0	2031	0	-
26	pfc1102	三.[其他主要照顧者]11.2.過去3個月，您及配偶是否會感覺悲傷、憂鬱、憂愁、不快樂?女方	discrete	numeric-1.0	2031	0	-

### Group 【第二部份】一、認知發展問卷

#	Name	Label	Type	Format	Valid	Invalid	Question
1	cogc01	一.1.孩子能夠玩扮演遊戲，例如：假裝在煮飯或是假裝自己是醫生	discrete	numeric-1.0	2031	0	-
2	cogc02	一.2.在沒有他人幫助的狀況下，孩子能夠獨立且正確地說出自己幾歲	discrete	numeric-1.0	2031	0	-
3	cogc03	一.3.如果有人問孩子他/她是男生還是女生，孩子可以正確地回答	discrete	numeric-1.0	2031	0	-
4	cogc04	一.4.孩子能夠講出兩個不同的顏色名稱	discrete	numeric-1.0	2031	0	-
5	cogc05	一.5.孩子能夠知道什麼是圓形	discrete	numeric-1.0	2031	0	-
6	cogc06	一.6.孩子能夠正確講出媽媽或爸爸的名字	discrete	numeric-1.0	2031	0	-
7	cogb01	一.7.在孩子自己畫出的圖畫裡，孩子能說出不同物件代表的意思	discrete	numeric-1.0	2031	0	-
8	cogc07	一.8.孩子能夠知道哪本故事書曾經看過或聽過	discrete	numeric-1.0	2031	0	-
9	cogb02	一.9.孩子能夠分辨那些東西是有生命的	discrete	numeric-1.0	2031	0	-
10	cogb03	一.10.孩子能夠完整且正確地從1唸到21，不遺漏任何數字	discrete	numeric-1.0	2031	0	-
11	cogb04	一.11.孩子能夠正確地說出他是幾月出生的	discrete	numeric-1.0	2031	0	-
12	cogb05	一.12.孩子能夠分辨玩具錢跟真錢是不同的	discrete	numeric-1.0	2031	0	-
13	cogb06	一.13.畫圖時，孩子能夠畫出人物裡比較細微的部分，例如：頭髮或手指	discrete	numeric-1.0	2031	0	-
14	cogb07	一.14.孩子能夠說出家裡或家人的電話號碼	discrete	numeric-1.0	2031	0	-
15	cogb08	一.15.孩子能夠說出一個自己想像的故事	discrete	numeric-1.0	2031	0	-

#	Name	Label	Type	Format	Valid	Invalid	Question
16	cogb09	一.16.孩子能夠知道他人的喜好和自己是不同的	discrete	numeric-1.0	2031	0	-
17	cogb10	一.17.孩子能具體表達自己喜歡某項東西的理由	discrete	numeric-1.0	2031	0	-
18	cogb11	一.18.孩子能完整且正確地從1唸到100，不遺漏任何數字	discrete	numeric-1.0	2031	0	-
19	cogb12	一.19.孩子能夠知道自已的行為可能會影響其他人	discrete	numeric-1.0	2031	0	-
20	cogb13	一.20.在提醒的狀況下，孩子能夠放慢速度，讓事情做得更好	discrete	numeric-1.0	2031	0	-
21	cogb14	一.21.孩子能夠進行益智性的活動或者遊戲	discrete	numeric-1.0	2031	0	-
22	cogc08	一.22.孩子能夠在要求下，將玩具或用過的物品放回原來固定存放的地方	discrete	numeric-1.0	2031	0	-
23	cogc09	一.23.在公共場合，當您要求孩子降低音量時，他能夠立刻降低音量並且至少維持數分鐘	discrete	numeric-1.0	2031	0	-
24	cogc10	一.24.在家裡，當您說「不可以」時，孩子能夠立刻停止跑跳並且至少維持數分鐘	discrete	numeric-1.0	2031	0	-

## Group 【第二部份】二、語言發展問卷

#	Name	Label	Type	Format	Valid	Invalid	Question
1	lanco1	二.1.孩子能聽得懂簡單的口語指令，並完成指令(例如：「拍拍手」)	discrete	numeric-1.0	2031	0	-
2	lanco2	二.2.孩子能聽得懂並依照順序完成兩個(或以上)的口語指令(例如：「先拍拍手，再摸摸頭」)	discrete	numeric-1.0	2031	0	-
3	lanb01	二.3.孩子能聽得懂別人說的簡單笑話或雙關語(例如：年年有「餘」)	discrete	numeric-1.0	2031	0	-
4	lanco3	二.4.孩子能自己說出日常生活中用來形容人、事、物的詞彙(例如：「冰冰的水」、「阿姨好漂亮」)	discrete	numeric-1.0	2031	0	-
5	lanco4	二.5.孩子能針對「這是什麼」的問句做出回應(例如：大人問「這是什麼東西?」，孩子回答「香蕉」;大人問「這是什麼地方?」，孩子回答「學校」)	discrete	numeric-1.0	2031	0	-
6	lanb02	二.6.孩子能針對「為什麼」的問句做出回應(例如：大人問「你為什麼還不睡覺?」，孩子回答「我還想玩」)	discrete	numeric-1.0	2031	0	-

#	Name	Label	Type	Format	Valid	Invalid	Question
7	lanb03	二.7.孩子能說出兩個簡單句子組合的複雜句(例如：「弟弟不乖，媽媽打他」、「打針很痛，我沒有哭」)	discrete	numeric-1.0	2031	0	-
8	lanb04	二.8.孩子能把兩個簡單的句子，用連結詞(例如：「因為」)組合成一句話(例如：「因為弟弟不乖，所以媽媽打他」、「打針很痛，可是我沒有哭」)	discrete	numeric-1.0	2031	0	-
9	lanb05	二.9.孩子能說出不在眼前的人、事、物(例如：小熊不在搖籃裡，孩子會說：「小熊不見了」)	discrete	numeric-1.0	2031	0	-
10	lanc05	二.10.孩子與熟悉的人說話時，能主動開啟話題(例如：和爸媽、老師說話)	discrete	numeric-1.0	2031	0	-
11	lanc06	二.11.孩子對聽不清楚或聽不懂的話語，能主動要求別人澄清(例如：「你在說什麼啊?」、「可以再說一次嗎?」)	discrete	numeric-1.0	2031	0	-
12	lanb06	二.12.孩子能清楚說明要如何完成一件事的過程(例如：說明如何用積木堆城堡、說明一項遊戲的規則)	discrete	numeric-1.0	2031	0	-
13	lanc07	二.13.孩子知道生活中常見的標示或圖像符號所代表的意義(例如：紅綠燈、超商標誌)	discrete	numeric-1.0	2031	0	-
14	lanc08	二.14.孩子翻書的方向是正確的(例如：書的上下左右是正確的)	discrete	numeric-1.0	2031	0	-
15	lanc09	二.15.孩子知道圖書書的封面有書名、作者或繪圖者	discrete	numeric-1.0	2031	0	-
16	lanb07	二.16.孩子看書時，知道文字要從哪裡開始讀起(例如：由左至右或由上至下)	discrete	numeric-1.0	2031	0	-
17	lanb08	二.17.孩子能看得懂或唸出簡單的國字(例如：自己的名字、生活常見的國字)	discrete	numeric-1.0	2031	0	-
18	lanb09	二.18.孩子能以圖畫或符號(含文字)表達情緒、想法等(例如：圖畫日記、列出物品清單等)	discrete	numeric-1.0	2031	0	-

### Group 【第二部份】 三、社會情緒發展問卷

#	Name	Label	Type	Format	Valid	Invalid	Question
1	socb01	三.1.孩子比較喜歡動態的活動(例如：踢球、跑步)，相對於靜態的遊戲(例如：看書、下棋)	discrete	numeric-1.0	2031	0	-
2	socc04	三.2.面對新的活動時，孩子會馬上參與	discrete	numeric-1.0	2031	0	-

#	Name	Label	Type	Format	Valid	Invalid	Question
3	socc05	三.3.在熟人的聚會中，孩子喜歡和不同的人一起玩	discrete	numeric-1.0	2031	0	-
4	socb02	三.4.孩子會注意到周圍環境或人物的變化(例如：很快就發現家裡新買的東西或是爸媽的新髮型)	discrete	numeric-1.0	2031	0	-
5	socb03	三.5.在準備外出時，孩子能事先想到自己會用到的物品(例如：帶孩子出門時，他會拿好自己的小背包或物品)	discrete	numeric-1.0	2031	0	-
6	socc16	三.6.在大人的提醒下，孩子會保護自己的安全或配合環境需求來表現行為(例如：帶孩子到賣易碎品的地方，孩子會小心地行走)	discrete	numeric-1.0	2031	0	-
7	socc17	三.7.孩子玩喜歡的玩具或活動時，會很投入且持續玩一陣子	discrete	numeric-1.0	2031	0	-
8	socb04	三.8.孩子會怕黑或擔心有怪物出現	discrete	numeric-1.0	2031	0	-
9	socb05	三.9.孩子容易感到挫折，例如：容易感到事情進行不順利、失敗	discrete	numeric-1.0	2031	0	-
10	socc01	三.10.孩子想要我抱或跟我玩，我沒有回應時，孩子會生氣	discrete	numeric-1.0	2031	0	-
11	socc06	三.11.孩子容易生氣或發脾氣	discrete	numeric-1.0	2031	0	-
12	socc07	三.12.遇到不熟悉的大人時，孩子會害羞	discrete	numeric-1.0	2031	0	-
13	socc08	三.13.孩子做錯事時，會覺得丟臉	discrete	numeric-1.0	2031	0	-
14	socc02	三.14.我不在孩子身邊時，他會轉頭找我或注意我在哪裡	discrete	numeric-1.0	2031	0	-
15	socc03	三.15.我跟孩子說「沒關係」，孩子就會去接近那些原本讓他害怕的東西	discrete	numeric-1.0	2031	0	-
16	socc09	三.16.見到我進門時，孩子馬上顯得很高興，會笑或跟我打招呼	discrete	numeric-1.0	2031	0	-
17	socc10	三.17.我心情不好時，孩子會變得安靜、或是安慰我、或問我為什麼難過	discrete	numeric-1.0	2031	0	-
18	socb06	三.18.孩子發現有人在注意他時，會感到難為情	discrete	numeric-1.0	2031	0	-
19	socc11	三.19.孩子看到我對他生氣的表情時，會變得安靜	discrete	numeric-1.0	2031	0	-
20	socc12	三.20.孩子看到別人跌倒時，知道對方會痛	discrete	numeric-1.0	2031	0	-
21	socb07	三.21.孩子會以語言或身體動作(例如：擁抱、跺腳)表達出他的心情	discrete	numeric-1.0	2031	0	-

#	Name	Label	Type	Format	Valid	Invalid	Question
22	socb08	三.22.孩子聽到有趣的笑話時，會跟著笑	discrete	numeric-1.0	2031	0	-
23	socb09	三.23.孩子會和家人討論令他害怕的事情	discrete	numeric-1.0	2031	0	-
24	socb10	三.24.孩子能從別人的表情，知道他有這個心情的原因(例如：看到我吃藥時痛苦的表情，孩子會知道這個藥很難吃)	discrete	numeric-1.0	2031	0	-
25	socb11	三.25.孩子知道同一種心情可以有不同的表現程度(例如：微笑或大笑、啜泣或大哭)	discrete	numeric-1.0	2031	0	-
26	socb12	三.26.孩子知道自己能同時有兩種不同的心情(例如：孩子知道玩躲貓貓時會很好玩，但也會很緊張/害怕)	discrete	numeric-1.0	2031	0	-
27	socc13	三.27.面對不熟悉的玩具或人，孩子會先看我的表情反應，再決定是否接近這個玩具或人	discrete	numeric-1.0	2031	0	-
28	socc18	三.28.面對陌生的人物或環境，孩子會看我的表情反應，來決定自己的行為	discrete	numeric-1.0	2031	0	-
29	socb13	三.29.孩子遇到挫折或困難時，能恢復平穩的心情	discrete	numeric-1.0	2031	0	-
30	socb14	三.30.孩子被責罵時，會調整自己的心情、心平氣和地接受	discrete	numeric-1.0	2031	0	-
31	socb15	三.31.孩子經過興奮活動之後，能讓自己平靜下來	discrete	numeric-1.0	2031	0	-
32	socb16	三.32.孩子能延後滿足自己心情上的需要(例如：被別人欺負時，會等大人來才告狀)	discrete	numeric-1.0	2031	0	-
33	socb17	三.33.孩子有「自己事情自己做」的習慣與態度	discrete	numeric-1.0	2031	0	-
34	socb18	三.34.孩子能完成自己能力可以做到的事，不需要別人的協助	discrete	numeric-1.0	2031	0	-
35	socb19	三.35.孩子會主動建議其他小朋友玩什麼遊戲	discrete	numeric-1.0	2031	0	-
36	socc14	三.36.孩子會用聲音、語言、手勢或動作讓別人知道他的興趣或喜好(例如：孩子指著車子笑著看向媽媽)	discrete	numeric-1.0	2031	0	-
37	socc19	三.37.在參加活動或討論時，孩子會主動發表自己的看法或意見	discrete	numeric-1.0	2031	0	-
38	socc20	三.38.孩子會主動對他人說出自己心裡的感覺	discrete	numeric-1.0	2031	0	-
39	socb20	三.39.孩子能和其他小朋友一起合作完成工作	discrete	numeric-1.0	2031	0	-



#	Name	Label	Type	Format	Valid	Invalid	Question
40	socb21	三.40.孩子和其他小朋友一起玩的時候，會輪流使用器材和玩具	discrete	numeric-1.0	2031	0	-
41	socc15	三.41.孩子喜歡和大人或其他小朋友一起玩玩具	discrete	numeric-1.0	2031	0	-
42	socc21	三.42.孩子能與其他小朋友共享物品(例如：玩具、文具)	discrete	numeric-1.0	2031	0	-
43	socb22	三.43.即使到了睡覺時間卻還不想睡時，孩子依然會上床準備睡覺	discrete	numeric-1.0	2031	0	-
44	socb23	三.44.當要求孩子收拾東西時，他會聽話並且去做	discrete	numeric-1.0	2031	0	-
45	socc22	三.45.當要求孩子結束遊戲時，他會聽話而停止遊戲	discrete	numeric-1.0	2031	0	-
46	socb24	三.46.孩子膽子很小，害怕嘗試新事物	discrete	numeric-1.0	2031	0	-
47	socb25	三.47.孩子不願意去嘗試新的活動或接觸新的環境	discrete	numeric-1.0	2031	0	-
48	socb26	三.48.孩子不太喜歡跟別人說話或一起玩	discrete	numeric-1.0	2031	0	-
49	socb27	三.49.孩子會故意弄壞別人的東西	discrete	numeric-1.0	2031	0	-
50	socb28	三.50.孩子會排擠其他的小朋友	discrete	numeric-1.0	2031	0	-
51	socb29	三.51.孩子會取笑其他的小朋友	discrete	numeric-1.0	2031	0	-
52	socb30	三.52.孩子會踢、打、推或捏其他的小朋友	discrete	numeric-1.0	2031	0	-

## Group 【第二部份】四、身體動作發展問卷

#	Name	Label	Type	Format	Valid	Invalid	Question
1	bodycg01	四.1.站著時，會自己過肩單手丟小球	discrete	numeric-1.0	2031	0	-
2	bodycg02	四.2.會自己跑一段距離，不會跌倒	discrete	numeric-1.0	2031	0	-
3	bodycg03	四.3.站著時，會自己配合旋律有節奏的扭動身體	discrete	numeric-1.0	2031	0	-
4	bodycg04	四.4.會自己原地雙腳往上跳	discrete	numeric-1.0	2031	0	-
5	bodycg05	四.5.會自己溜滑梯	discrete	numeric-1.0	2031	0	-
6	bodycg06	四.6.不扶東西，會自己走上樓梯	discrete	numeric-1.0	2031	0	-
7	bodybg08	四.7.會自己騎三輪腳踏車	discrete	numeric-1.0	2031	0	-
8	bodycg07	四.8.會自己踢球(站著把球踢走即可)	discrete	numeric-1.0	2031	0	-
9	bodybg09	四.9.會自己接住別人丟來的大球(例如：皮球)	discrete	numeric-1.0	2031	0	-

#	Name	Label	Type	Format	Valid	Invalid	Question
10	bodybg10	四.10.會自己雙腳連續往前跳(例如：兔子跳)	discrete	numeric-1.0	2031	0	-
11	bodybg11	四.11.會自己雙腳併攏用力往前跳(例如：立定跳遠)	discrete	numeric-1.0	2031	0	-
12	bodycg08	四.12.不扶東西，會自己走下樓梯	discrete	numeric-1.0	2031	0	-
13	bodybg12	四.13.會自己騎有輔助輪的兩輪腳踏車	discrete	numeric-1.0	2031	0	-
14	bodybg01	四.14.投球時，球會碰到目標物(目標物高度略比孩子高)	discrete	numeric-1.0	2031	0	-
15	bodybg02	四.15.會自己前滾翻(例如：翻觔斗)	discrete	numeric-1.0	2031	0	-
16	bodybg03	四.16.會自己跳完整首帶動跳或健康操	discrete	numeric-1.0	2031	0	-
17	bodybg13	四.17.會自己單腳連續往前跳	discrete	numeric-1.0	2031	0	-
18	bodybg14	四.18.會自己單手連續拍大球(例如：皮球)	discrete	numeric-1.0	2031	0	-
19	bodybg04	四.19.會自己把球踢向目標(例如：射門的動作)	discrete	numeric-1.0	2031	0	-
20	bodybg05	四.20.會自己做仰臥起坐	discrete	numeric-1.0	2031	0	-
21	bodybg06	四.21.會自己玩跳格子遊戲，單腳雙腳交替連續往前跳	discrete	numeric-1.0	2031	0	-
22	bodybg07	四.22.會自己騎兩輪腳踏車	discrete	numeric-1.0	2031	0	-
23	bodycf03	四.23.會自己畫直線	discrete	numeric-1.0	2031	0	-
24	bodybf13	四.24.會自己配合節奏拍手(例如：愛的鼓勵)	discrete	numeric-1.0	2031	0	-
25	bodycf04	四.25.會自己用湯匙吃東西	discrete	numeric-1.0	2031	0	-
26	bodybf14	四.26.會自己畫橫線	discrete	numeric-1.0	2031	0	-
27	bodycf05	四.27.會自己一頁一頁翻開紙張薄的故事書	discrete	numeric-1.0	2031	0	-
28	bodycf06	四.28.會自己堆疊四個以上的方形物體(例如：積木、麻將)	discrete	numeric-1.0	2031	0	-
29	bodycf07	四.29.會自己用食指和中指比出『2』	discrete	numeric-1.0	2031	0	-
30	bodycf08	四.30.會自己畫圓形	discrete	numeric-1.0	2031	0	-
31	bodycf01	四.31.會自己脫套頭衣服(例如：T恤)	discrete	numeric-1.0	2031	0	-
32	bodycf02	四.32.會自己解開衣服上的小鈕扣	discrete	numeric-1.0	2031	0	-
33	bodybf01	四.33.會自己轉回並轉緊寶特瓶蓋	discrete	numeric-1.0	2031	0	-
34	bodybf02	四.34.會自己用食指、中指和無名指比出『3』	discrete	numeric-1.0	2031	0	-
35	bodybf03	四.35.會自己穿短襪	discrete	numeric-1.0	2031	0	-

#	Name	Label	Type	Format	Valid	Invalid	Question
36	bodybf04	四.36.會自己穿套頭衣服(例如：T恤)	discrete	numeric-1.0	2031	0	-
37	bodybf05	四.37.會自己扣起衣服上的小鈕扣	discrete	numeric-1.0	2031	0	-
38	bodybf06	四.38.會自己刷牙	discrete	numeric-1.0	2031	0	-
39	bodybf07	四.39.會自己畫正方形	discrete	numeric-1.0	2031	0	-
40	bodybf08	四.40.會自己把繩子交叉打一個結	discrete	numeric-1.0	2031	0	-
41	bodybf09	四.41.會自己畫三角形	discrete	numeric-1.0	2031	0	-
42	bodybf15	四.42.會自己使用剪刀剪形狀	discrete	numeric-1.0	2031	0	-
43	bodybf16	四.43.會自己摺飛機	discrete	numeric-1.0	2031	0	-
44	bodybf10	四.44.會自己接合拉鍊頭並拉起拉鍊	discrete	numeric-1.0	2031	0	-
45	bodybf11	四.45.會自己打完一個結後，再打第二個結(例如：死結)	discrete	numeric-1.0	2031	0	-
46	bodybf12	四.46.會自己用筷子吃東西(不包括學習筷)	discrete	numeric-1.0	2031	0	-

### Group 【第三部份】一、學習環境

#	Name	Label	Type	Format	Valid	Invalid	Question
1	famc01	一.1.我帶這孩子拜訪親友或請親友到家裡來玩	discrete	numeric-1.0	2031	0	-
2	famc02	一.2.我帶這孩子到住家外面看看玩玩(例如：公園、市場、廟口)	discrete	numeric-1.0	2031	0	-
3	famevic01	一.3.我帶這孩子去書店或圖書館	discrete	numeric-1.0	2031	0	-
4	famc03	一.4.我讓這孩子玩按壓、抓取、踢腿、推、拉的物品(例如：球類、學步車)	discrete	numeric-1.0	2031	0	-
5	famc04	一.5.我讓這孩子玩抱枕、絨布玩具或家家酒的物品	discrete	numeric-1.0	2031	0	-
6	famc05	一.6.我讓這孩子玩訓練手眼協調的物品(例如：套套杯、拼圖、軟性積木等)	discrete	numeric-1.0	2031	0	-
7	famc06	一.7.我讓這孩子玩認識顏色、形狀、大小、數字的物品	discrete	numeric-1.0	2031	0	-
8	famc07	一.8.我讓孩子玩操作性的物品(例如：積木、麵糰、黏土、串珠、畫圖工具、雪花片、拼圖等)	discrete	numeric-1.0	2031	0	-
9	famc08	一.9.有適合孩子參與的活動時，我會和這孩子一起參加(例如：親子共遊活動)	discrete	numeric-1.0	2031	0	-
10	famc09	一.10.我教導這孩子學習各種物品的名稱	discrete	numeric-1.0	2031	0	-

#	Name	Label	Type	Format	Valid	Invalid	Question
11	famc10	一.11.我教這孩子說「請」、「謝謝」、「對不起」	discrete	numeric-1.0	2031	0	-
12	famc11	一.12.我讓這孩子學習空間概念(例如：上下、左右、前後)	discrete	numeric-1.0	2031	0	-
13	famc12	一.13.我讓這孩子學習認識數字	discrete	numeric-1.0	2031	0	-
14	famc13	一.14.我讓這孩子學習認識國字	discrete	numeric-1.0	2031	0	-
15	famevic02	一.15.我讓這孩子認識注音符號	discrete	numeric-1.0	2031	0	-
16	famevic03	一.16.我播放或唱童謠兒歌給這孩子聽	discrete	numeric-1.0	2031	0	-
17	famevic04	一.17.我播放有聲書給這孩子聽	discrete	numeric-1.0	2031	0	-
18	famevic05	一.18.我用適當的說話速度和語調與這孩子說話	discrete	numeric-1.0	2031	0	-
19	famevic06	一.19.與孩子說話時，我會把他的話多加幾個字或引導他多說一些	discrete	numeric-1.0	2031	0	-
20	famevic07	一.20.我會和這孩子聊發生過的事(例如：帶孩子出去玩或孩子第一次自己穿衣服的事)	discrete	numeric-1.0	2031	0	-
21	famc14	一.21.這孩子出聲或說話時，我會說話回應	discrete	numeric-1.0	2031	0	-
22	famc15	一.22.我親親或抱抱這孩子	discrete	numeric-1.0	2031	0	-
23	famc16	一.23.我做事情的時候，也會和這孩子說話	discrete	numeric-1.0	2031	0	-
24	famc17	一.24.當孩子不聽話時，我責罵這孩子	discrete	numeric-1.0	2031	0	-
25	famc18	一.25.必要時，我用限制這孩子的行動來管教他(例如：罰站、不准玩玩具)	discrete	numeric-1.0	2031	0	-
26	famc19	一.26.當這孩子行為失控時，我打孩子	discrete	numeric-1.0	2031	0	-
27	famc20	一.27.我保持這孩子的生活環境乾淨整齊(主要照顧者回答)	discrete	numeric-1.0	2031	0	-
28	famc21	一.27.我保持這孩子的生活環境乾淨整齊(訪員需要觀察的題目)	discrete	numeric-1.0	2031	0	-
29	famevic08	一.28.家中適合這個孩子年齡的書有幾本(包含購買、他人贈送、借閱)?	discrete	numeric-1.0	2031	0	-
30	famevic09	一.29.您唸書給孩子聽的次數?	discrete	numeric-1.0	2031	0	-
31	famevic10	一.30.您平均每次唸多少時間的書給這孩子聽?	discrete	numeric-1.0	2031	0	-

#	Name	Label	Type	Format	Valid	Invalid	Question
32	famevic1101	一.31.這孩子會使用或玩到哪些電子產品?(複選)1.智慧型手機	discrete	numeric-1.0	2031	0	-
33	famevic1102	一.31.這孩子會使用或玩到哪些電子產品?(複選)2.平板電腦	discrete	numeric-1.0	2031	0	-
34	famevic1103	一.31.這孩子會使用或玩到哪些電子產品?(複選)3.桌上型電腦	discrete	numeric-1.0	2031	0	-
35	famevic1104	一.31.這孩子會使用或玩到哪些電子產品?(複選)4.筆記型電腦	discrete	numeric-1.0	2031	0	-
36	famevic1105	一.31.這孩子會使用或玩到哪些電子產品?(複選)5.電視遊樂器(例如：Wii、Xbox)	discrete	numeric-1.0	2031	0	-
37	famevic1106	一.31.這孩子會使用或玩到哪些電子產品?(複選)6.電視(包含各類影音媒體,例如：DVD、VCD)	discrete	numeric-1.0	2031	0	-
38	famevic1107	一.31.這孩子會使用或玩到哪些電子產品?(複選)7.從未使用或玩過以上這些產品	discrete	numeric-1.0	2031	0	-
39	famevic1108	一.31.這孩子會使用或玩到哪些電子產品?(複選)8.拒答	discrete	numeric-1.0	2031	0	-
40	famevic1109	一.31.這孩子會使用或玩到哪些電子產品?(複選)9.不知道	discrete	numeric-1.0	2031	0	-
41	famevic1201	一.32.1.這孩子平均每天看多久電視(含各類影音媒體)?	discrete	numeric-2.0	2031	0	-
42	famevic1202	一.32.2.除了電視,這孩子平均每天接觸多久電子產品(例如：電腦、平板、手機)?	discrete	numeric-2.0	2031	0	-
43	famevic1301	一.33.1.這孩子醒著時,您平日平均每天花多少時間和這孩子相處互動(例如：遊戲、共讀、吃飯、講話等)	discrete	numeric-2.0	2031	0	-
44	famevic1302	一.33.2.這孩子醒著時,您假日平均每天花多少時間和這孩子相處互動(例如：遊戲、共讀、吃飯、講話等)	discrete	numeric-2.0	2031	0	-
45	famevic14	一.34.您覺得在家中幫您做家事或照顧孩子的人手足夠嗎?	discrete	numeric-1.0	2031	0	-
46	famevic15	一.35.這孩子曾經學過才藝嗎?	discrete	numeric-1.0	2031	0	-
47	famevic15a	一.35.這孩子曾經學過才藝, __歲(足歲)時開始學習第一項才藝	discrete	numeric-3.2	2031	0	-

#	Name	Label	Type	Format	Valid	Invalid	Question
48	famevic1501	一.35.1.這孩子沒有學過才藝，是否打算讓這孩子學才藝?	discrete	numeric-1.0	2031	0	-
49	famevic1501a	一.35.1.這孩子沒有學過才藝，打算—歲(足歲)的時候開始讓孩子學一些才藝	discrete	numeric-6.1	2031	0	-
50	famevic150201	一.35.2.這孩子曾經(包含現在)學習哪些才藝?1.英文	discrete	numeric-1.0	2031	0	-
51	famevic150201a	一.35.2.這孩子曾經(包含現在)學才藝學多久?1.英文，學了—年	discrete	numeric-4.0	2031	0	-
52	famevic150201b	一.35.2.這孩子曾經(包含現在)學才藝學多久?1.英文，學了—月	discrete	numeric-6.1	2031	0	-
53	famevic150202	一.35.2.這孩子曾經(包含現在)學習哪些才藝?2.珠心算或數學	discrete	numeric-1.0	2031	0	-
54	famevic150202a	一.35.2.這孩子曾經(包含現在)學才藝學多久?2.珠心算或數學，學了—年	discrete	numeric-4.0	2031	0	-
55	famevic150202b	一.35.2.這孩子曾經(包含現在)學才藝學多久?2.珠心算或數學，學了—月	discrete	numeric-4.0	2031	0	-
56	famevic150203	一.35.2.這孩子曾經(包含現在)學習哪些才藝?3.電腦	discrete	numeric-1.0	2031	0	-
57	famevic150203a	一.35.2.這孩子曾經(包含現在)學才藝學多久?3.電腦，學了—年	discrete	numeric-1.0	2031	0	-
58	famevic150203b	一.35.2.這孩子曾經(包含現在)學才藝學多久?3.電腦，學了—月	discrete	numeric-4.0	2031	0	-
59	famevic150204	一.35.2.這孩子曾經(包含現在)學習哪些才藝?4.書法	discrete	numeric-1.0	2031	0	-
60	famevic150204a	一.35.2.這孩子曾經(包含現在)學才藝學多久?4.書法，學了—年	discrete	numeric-1.0	2031	0	-
61	famevic150204b	一.35.2.這孩子曾經(包含現在)學才藝學多久?4.書法，學了—月	discrete	numeric-1.0	2031	0	-
62	famevic150205	一.35.2.這孩子曾經(包含現在)學習哪些才藝?5.棋藝	discrete	numeric-1.0	2031	0	-
63	famevic150205a	一.35.2.這孩子曾經(包含現在)學才藝學多久?5.棋藝，學了—年	discrete	numeric-1.0	2031	0	-
64	famevic150205b	一.35.2.這孩子曾經(包含現在)學才藝學多久?5.棋藝，學了—月	discrete	numeric-1.0	2031	0	-
65	famevic150206	一.35.2.這孩子曾經(包含現在)學習哪些才藝?6.讀經	discrete	numeric-1.0	2031	0	-
66	famevic150206a	一.35.2.這孩子曾經(包含現在)學才藝學多久?6.讀經，學了—年	discrete	numeric-1.0	2031	0	-

#	Name	Label	Type	Format	Valid	Invalid	Question
67	famevic150206b	一.35.2.這孩子曾經(包含現在)學才藝學多久?6.讀經, 學了二月	discrete	numeric-3.1	2031	0	-
68	famevic150207	一.35.2.這孩子曾經(包含現在)學習哪些才藝?7.體能(例如: 游泳、律動、舞蹈等)	discrete	numeric-1.0	2031	0	-
69	famevic150207a	一.35.2.這孩子曾經(包含現在)學才藝學多久?7.體能, 學了一年	discrete	numeric-4.0	2031	0	-
70	famevic150207b	一.35.2.這孩子曾經(包含現在)學才藝學多久?7.體能, 學了二月	discrete	numeric-6.1	2031	0	-
71	famevic150208	一.35.2.這孩子曾經(包含現在)學習哪些才藝?8.音樂(例如: 打擊樂、鋼琴、小提琴、直笛等)	discrete	numeric-1.0	2031	0	-
72	famevic150208a	一.35.2.這孩子曾經(包含現在)學才藝學多久?8.音樂, 學了一年	discrete	numeric-1.0	2031	0	-
73	famevic150208b	一.35.2.這孩子曾經(包含現在)學才藝學多久?8.音樂, 學了二月	discrete	numeric-4.1	2031	0	-
74	famevic150209	一.35.2.這孩子曾經(包含現在)學習哪些才藝?9.藝術(例如: 水彩、手工藝、陶藝等)	discrete	numeric-1.0	2031	0	-
75	famevic150209a	一.35.2.這孩子曾經(包含現在)學才藝學多久?9.藝術學了一年	discrete	numeric-1.0	2031	0	-
76	famevic150209b	一.35.2.這孩子曾經(包含現在)學才藝學多久?9.藝術學了二月	discrete	numeric-4.1	2031	0	-
77	famevic150210	一.35.2.這孩子曾經(包含現在)學習哪些才藝?10.其他才藝	discrete	numeric-1.0	2031	0	-
78	famevic150210c	一.35.2.這孩子曾經(包含現在)學習哪些才藝?10.其他才藝(請說明)	discrete	character-60	81	0	-
79	famevic150210a	一.35.2.這孩子曾經(包含現在)學才藝學多久?10.其他才藝, 學了一年	discrete	numeric-3.1	2031	0	-
80	famevic150210b	一.35.2.這孩子曾經(包含現在)學才藝學多久?10.其他才藝, 學了二月	discrete	numeric-4.1	2031	0	-
81	famevic16	一.36.孩子住家是否有室外空間(例如: 院子或公用設施)能讓這孩子活動?	discrete	numeric-1.0	2031	0	-
82	famevic1601	一.36.1.孩子住家的室外空間有哪些場地或活動設施?1.可讓孩子抓握(攀爬或懸吊)的器材	discrete	numeric-1.0	2031	0	-
83	famevic1602	一.36.1.孩子住家的室外空間有哪些場地或活動設施?2.樓梯(至少有兩階)	discrete	numeric-1.0	2031	0	-

#	Name	Label	Type	Format	Valid	Invalid	Question
84	famevic1603	一.36.1.孩子住家的室外空間有哪些場地或活動設施?3.可爬上爬下的器材或平台(至少20公分高)	discrete	numeric-1.0	2031	0	-
85	famevic1604	一.36.1.孩子住家的室外空間有哪些場地或活動設施?4.不同角度的斜坡或斜面	discrete	numeric-1.0	2031	0	-
86	famevic1605	一.36.1.孩子住家的室外空間有哪些場地或活動設施?5.其他	discrete	numeric-1.0	2031	0	-
87	famevic1605a	一.36.1.孩子住家的室外空間有哪些場地或活動設施?5.其他(請說明)	discrete	character-60	194	0	-
88	famevic17	一.37.孩子住家是否有室內空間能讓這孩子活動?	discrete	numeric-1.0	2031	0	-
89	famevic1701	一.37.1.孩子住家的室內空間有哪些場地或活動設施?1.可讓孩子抓握(攀爬或懸吊)的器材	discrete	numeric-1.0	2031	0	-
90	famevic1702	一.37.1.孩子住家的室內空間有哪些場地或活動設施?2.樓梯(至少有兩階)	discrete	numeric-1.0	2031	0	-
91	famevic1703	一.37.1.孩子住家的室內空間有哪些場地或活動設施?3.可爬上爬下的器材或傢俱(沙發、椅子等)	discrete	numeric-1.0	2031	0	-
92	famevic1704	一.37.1.孩子住家的室內空間有哪些場地或活動設施?4.專門的遊戲室(只提供孩子玩耍的房間,臥室不算)	discrete	numeric-1.0	2031	0	-
93	famevic1705	一.37.1.孩子住家的室內空間有哪些場地或活動設施?5.專門放玩具的地方且孩子隨時可拿來玩(箱子、抽屜等)	discrete	numeric-1.0	2031	0	-
94	famevic1706	一.37.1.孩子住家的室內空間有哪些場地或活動設施?6.其他	discrete	numeric-1.0	2031	0	-
95	famevic1706a	一.37.1.孩子住家的室內空間有哪些場地或活動設施?6.其他(請說明)	discrete	character-60	9	0	-

## Group 【第三部份】二、教養

#	Name	Label	Type	Format	Valid	Invalid	Question
1	famedu01	二.1.我現在嚴厲的管教,孩子將來會感激	discrete	numeric-1.0	2031	0	-
2	famedu02	二.2.我責罵或批評孩子,會讓孩子進步	discrete	numeric-1.0	2031	0	-
3	famedu03	二.3.孩子不聽話時,應該被我處罰	discrete	numeric-1.0	2031	0	-
4	famedu04	二.4.孩子遇到我時,應該要主動跟我打招呼	discrete	numeric-1.0	2031	0	-



#	Name	Label	Type	Format	Valid	Invalid	Question
5	famedu05	二.5.我與孩子說話時，孩子應該專心的看著我	discrete	numeric-1.0	2031	0	-
6	famedu06	二.6.我應該要求孩子好還要更好，使他進步	discrete	numeric-1.0	2031	0	-
7	famedu07	二.7.只有孩子表現良好學習成果，我才有成就感	discrete	numeric-1.0	2031	0	-
8	famedu08	二.8.我該告訴孩子，他行為不恰當時應該感到丟臉	discrete	numeric-1.0	2031	0	-
9	famedu09	二.9.我應該為孩子在外面沒規矩而感到丟臉	discrete	numeric-1.0	2031	0	-
10	famedu10	二.10.我在戒孩子吸奶嘴時，應該採取強硬的立場(或做法)	discrete	numeric-1.0	2031	0	-
11	famedu11	二.11.我應該對孩子進行嚴格的大小便訓練	discrete	numeric-1.0	2031	0	-
12	famedu12	二.12.我應該讓孩子做任何他想做的事	discrete	numeric-1.0	2031	0	-
13	famedu13	二.13.我覺得我有能力教好孩子	discrete	numeric-1.0	2031	0	-
14	famedu1401	二.14.您認為這個年紀的孩子，最重要的學習是什麼?最重要	discrete	numeric-2.0	2031	0	-
15	famedu1402	二.14.您認為這個年紀的孩子，最重要的學習是什麼?次之	discrete	numeric-2.0	2031	0	-
16	famedu1403	二.14.您認為這個年紀的孩子，最重要的學習是什麼?再次之	discrete	numeric-2.0	2031	0	-
17	famedu1401a	二.14.您認為這個年紀的孩子，最重要的學習是什麼?最重要：其他(請說明)	discrete	character-60	0	0	-
18	famedu1402a	二.14.您認為這個年紀的孩子，最重要的學習是什麼?次之：其他(請說明)	discrete	character-60	0	0	-
19	famedu1403a	二.14.您認為這個年紀的孩子，最重要的學習是什麼?再次之：其他(請說明)	discrete	character-60	1	0	-

**Group 【第三部份】 三、家庭生活狀況**

#	Name	Label	Type	Format	Valid	Invalid	Question
1	fammar01	三.1.家中的收入可以支付生活開銷	discrete	numeric-1.0	2031	0	-
2	fammar02	三.2.我對我的婚姻感到滿意[沒有配偶者，請選「不適答」]	discrete	numeric-1.0	2031	0	-
3	fammar03	三.3.配偶和我在教養子女上是很好的合作夥伴[沒有配偶者，請選「不適答」]	discrete	numeric-1.0	2031	0	-
4	fammar04	三.4.我會偏愛這個孩子[只有1個小孩者，請選「不適答」]	discrete	numeric-1.0	2031	0	-
5	fammar05	三.5.我帶的孩子們會相互照顧與分享(例如：分享玩	discrete	numeric-1.0	2031	0	-

#	Name	Label	Type	Format	Valid	Invalid	Question
		具、一起遊戲)[只有1個小孩者，請選「不適答」]					
6	fammar06	三.6.我帶的孩子們常常有衝突(例如：搶玩具、告狀)[只有1個小孩者，請選「不適答」]	discrete	numeric-1.0	2031	0	-
7	fammar07	三.7.請問您是否為幼兒的父母親?	discrete	numeric-1.0	2031	0	-

**Group 【第三部份】四、孩子父親的親職參與**

#	Name	Label	Type	Format	Valid	Invalid	Question
1	fatherinvo01	四.孩子父親的親職參與： 1.照顧這孩子的衣食等生活基本需求	discrete	numeric-1.0	2031	0	-
2	fatherinvo02	四.孩子父親的親職參與： 2.教這孩子生活常規	discrete	numeric-1.0	2031	0	-
3	fatherinvo03	四.孩子父親的親職參與： 3.幫助這孩子的學習活動	discrete	numeric-1.0	2031	0	-
4	fatherinvo04	四.孩子父親的親職參與： 4.關愛與回應這孩子	discrete	numeric-1.0	2031	0	-
5	fatherinvo05	四.孩子父親的親職參與： 5.陪這孩子玩	discrete	numeric-1.0	2031	0	-

**Group 【第三部份】五、孩子母親的親職參與**

#	Name	Label	Type	Format	Valid	Invalid	Question
1	motherinvo01	五.孩子母親的親職參與： 1.照顧這孩子的衣食等生活基本需求	discrete	numeric-1.0	2031	0	-
2	motherinvo02	五.孩子母親的親職參與： 2.教這孩子生活常規	discrete	numeric-1.0	2031	0	-
3	motherinvo03	五.孩子母親的親職參與： 3.幫助這孩子的學習活動	discrete	numeric-1.0	2031	0	-
4	motherinvo04	五.孩子母親的親職參與： 4.關愛與回應這孩子	discrete	numeric-1.0	2031	0	-
5	motherinvo05	五.孩子母親的親職參與： 5.陪這孩子玩	discrete	numeric-1.0	2031	0	-

**Group 【第三部份】六、親友的親職參與**

#	Name	Label	Type	Format	Valid	Invalid	Question
1	caregiverm01	六.男方照顧孩子親友的親職參與：1.照顧這孩子的衣食等生活基本需求	discrete	numeric-1.0	2031	0	-
2	caregiverm02	六.男方照顧孩子親友的親職參與：2.教這孩子生活常規	discrete	numeric-1.0	2031	0	-
3	caregiverm03	六.男方照顧孩子親友的親職參與：3.幫助這孩子的學習活動	discrete	numeric-1.0	2031	0	-

#	Name	Label	Type	Format	Valid	Invalid	Question
4	caregiverm04	六.男方照顧孩子親友的親職參與：4.關愛與回應這孩子	discrete	numeric-1.0	2031	0	-
5	caregiverm05	六.男方照顧孩子親友的親職參與：5.陪這孩子玩	discrete	numeric-1.0	2031	0	-
6	caregiverf01	六.女方照顧孩子親友的親職參與：1.照顧這孩子的衣食等生活基本需求	discrete	numeric-1.0	2031	0	-
7	caregiverf02	六.女方照顧孩子親友的親職參與：2.教這孩子生活常規	discrete	numeric-1.0	2031	0	-
8	caregiverf03	六.女方照顧孩子親友的親職參與：3.幫助這孩子的學習活動	discrete	numeric-1.0	2031	0	-
9	caregiverf04	六.女方照顧孩子親友的親職參與：4.關愛與回應這孩子	discrete	numeric-1.0	2031	0	-
10	caregiverf05	六.女方照顧孩子親友的親職參與：5.陪這孩子玩	discrete	numeric-1.0	2031	0	-

## Group 【第四部份】托育狀況調查

#	Name	Label	Type	Format	Valid	Invalid	Question
1	careinfo	1.這孩子目前有送到保母家(在宅)或就讀幼兒園或托嬰中心嗎?	discrete	numeric-1.0	2031	0	-
2	teacherinfo	1.1.是否願意提供教保人員資訊?	discrete	numeric-1.0	2031	0	-
3	trrelationship01	1.1.1.(願意提供教保人員資訊,但要徵得本人同意者)教保人員與幼兒的關係是	discrete	numeric-1.0	2031	0	-
4	howsoon	1.1.2.(願意提供教保人員資訊,但要徵得本人同意者)訪員多久後方便再連絡呢?	discrete	numeric-1.0	2031	0	-
5	howsoona	1.1.2.(願意提供教保人員資訊,但要徵得本人同意者)訪員多久後方便再連絡呢?其他(請說明)	discrete	character-100	7	0	-
6	trrelationship02	1.1.3.(願意提供教保人員資訊者)教保人員與幼兒的關係是	discrete	numeric-1.0	2031	0	-
7	parentsam	2.孩子目前平均每天上學(送托)的時間多久?從__ (時)	discrete	numeric-4.0	2031	0	-
8	parentspm	2.孩子目前平均每天上學(送托)的時間多久?到__ (時)	discrete	numeric-4.0	2031	0	-
9	schoolhour	2.孩子目前平均每天上學(送托)的時間多久?平均__ 小時	discrete	numeric-2.0	2031	0	-
10	contentment	3.您滿意現在這個機構(或保母、老師)的教保服務?	discrete	numeric-1.0	2031	0	-
11	carehome01	4.1.保母(老師)關心我	discrete	numeric-1.0	2031	0	-

#	Name	Label	Type	Format	Valid	Invalid	Question
12	carehome02	4.2.保母(老師)讓我知道我是個好家長	discrete	numeric-1.0	2031	0	-
13	carehome03	4.3.保母(老師)感激我對孩子學習及照顧的參與	discrete	numeric-1.0	2031	0	-
14	carehome04	4.4.保母(老師)提供我孩子在保母家、中心或班級上學習、行為和社會互動的狀況	discrete	numeric-1.0	2031	0	-
15	carehome05	4.5.保母(老師)幫助我尋求與照顧或教養孩子有關的資訊與資源	discrete	numeric-1.0	2031	0	-
16	care duty01	5.1.確定孩子複習托嬰(育)中心(幼兒園或保母家)所學, 確定孩子了解托嬰(育)中心(幼兒園或保母)所教的東西	discrete	numeric-1.0	2031	0	-
17	care duty02	5.2.幫助孩子適當處理他的情緒	discrete	numeric-1.0	2031	0	-
18	care duty03	5.3.找出孩子最有興趣學習的事情	discrete	numeric-1.0	2031	0	-
19	care duty04	5.4.確保孩子家庭和托嬰(育)中心(幼兒園或保母)有良好的溝通	discrete	numeric-1.0	2031	0	-
20	care duty05	5.5.確定孩子的學習環境安全	discrete	numeric-1.0	2031	0	-
21	care duty06	5.6.確定孩子獲得支持, 可以讓他在托嬰(育)中心(幼兒園或保母家)有最佳表現	discrete	numeric-1.0	2031	0	-
22	care duty07	5.7.確定孩子在托嬰(育)中心(幼兒園或保母家)有大人可以傾訴(說話)	discrete	numeric-1.0	2031	0	-
23	care duty08	5.8.確定孩子和別的孩子有良好關係	discrete	numeric-1.0	2031	0	-

### Group 【第五部份】 三、孩子現在的健康狀況

#	Name	Label	Type	Format	Valid	Invalid	Question
1	heigh	三.1.這孩子現在的身長：—公分	discrete	numeric-6.1	2031	0	-
2	heighy	三.1.這孩子現在的身長測量時間：民國—年	discrete	numeric-4.0	2031	0	-
3	heighm	三.1.這孩子現在的身長測量時間：—月	discrete	numeric-4.0	2031	0	-
4	heighd	三.1.這孩子現在的身長測量時間：—日	discrete	numeric-4.0	2031	0	-
5	weight	三.2.這孩子現在的體重：—公斤	discrete	numeric-7.2	2031	0	-
6	weighty	三.2.這孩子現在的體重測量時間：民國—年	discrete	numeric-4.0	2031	0	-
7	weightm	三.2.這孩子現在的體重測量時間：—月	discrete	numeric-4.0	2031	0	-
8	weightd	三.2.這孩子現在的體重測量時間：—日	discrete	numeric-4.0	2031	0	-

#	Name	Label	Type	Format	Valid	Invalid	Question
9	health02	三.5.這孩子做過學前兒童發展檢核嗎?	discrete	numeric-1.0	2031	0	-
10	health0201	三.5.1.這孩子做過學前兒童發展檢核，檢核結果是什麼?	discrete	numeric-1.0	2031	0	-
11	health0201a	三.5.1.這孩子做過學前兒童發展檢核，檢核結果在一個月/歲的檢查之第一題，尚需再觀察：月/歲	discrete	numeric-4.0	2031	0	-
12	health0201b	三.5.1.這孩子做過學前兒童發展檢核，檢核結果在一個月/歲的檢查之第二題，尚需再觀察：題	discrete	character-100	2031	0	-
13	health0201c	三.5.1.這孩子做過學前兒童發展檢核，檢核結果在一個月/歲的檢查之第一題，需再確認，需帶孩子至早療評估醫院做進一步檢查：月/歲	discrete	numeric-4.0	2031	0	-
14	health0201d	三.5.1.這孩子做過學前兒童發展檢核，檢核結果在一個月/歲的檢查之第一題，需再確認，需帶孩子至早療評估醫院做進一步檢查：題	discrete	character-100	2031	0	-
15	health04	三.6.這孩子有沒有重大傷病卡?	discrete	numeric-1.0	2031	0	-
16	health04a	三.6.這孩子有沒有重大傷病卡?有，診斷是	discrete	character-60	18	0	-
17	health05	三.7.這孩子有沒有身心障礙證明?	discrete	numeric-1.0	2031	0	-
18	health05a	三.7.這孩子有沒有身心障礙證明?有，障礙類別是	discrete	character-60	22	0	-
19	med01	三.8.這孩子是否罹患確定診斷之疾病?	discrete	numeric-1.0	2031	0	-
20	med0101	三.8.1.這孩子罹患確定診斷之疾病：神經系統(1)沒有(選此項者不可選其他選項)	discrete	numeric-1.0	2031	0	-
21	med0102	三.8.1.這孩子罹患確定診斷之疾病：神經系統(2)癲癇	discrete	numeric-1.0	2031	0	-
22	med0103	三.8.1.這孩子罹患確定診斷之疾病：神經系統(3)熱性痙攣	discrete	numeric-1.0	2031	0	-
23	med0104	三.8.1.這孩子罹患確定診斷之疾病：神經系統(4)腦水腫	discrete	numeric-1.0	2031	0	-
24	med0105	三.8.1.這孩子罹患確定診斷之疾病：神經系統(5)腦出血	discrete	numeric-1.0	2031	0	-
25	med0106	三.8.1.這孩子罹患確定診斷之疾病：神經系統(6)水腦	discrete	numeric-1.0	2031	0	-

#	Name	Label	Type	Format	Valid	Invalid	Question
26	med0107	三.8.1.這孩子罹患確定診斷之疾病：神經系統(7)腦炎	discrete	numeric-1.0	2031	0	-
27	med0108	三.8.1.這孩子罹患確定診斷之疾病：神經系統(8)腦性麻痺	discrete	numeric-1.0	2031	0	-
28	med0201	三.8.2.這孩子罹患確定診斷之疾病：眼耳鼻喉系統(1)沒有(選此項者不可選其他選項)	discrete	numeric-1.0	2031	0	-
29	med0202	三.8.2.這孩子罹患確定診斷之疾病：眼耳鼻喉系統(2)視力問題	discrete	numeric-1.0	2031	0	-
30	med0203	三.8.2.這孩子罹患確定診斷之疾病：眼耳鼻喉系統(3)聽力問題	discrete	numeric-1.0	2031	0	-
31	med0204	三.8.2.這孩子罹患確定診斷之疾病：眼耳鼻喉系統(4)唇顎裂	discrete	numeric-1.0	2031	0	-
32	med0205	三.8.2.這孩子罹患確定診斷之疾病：眼耳鼻喉系統(5)鼻道問題	discrete	numeric-1.0	2031	0	-
33	med0301	三.8.3.這孩子罹患確定診斷之疾病：骨骼牙齒系統(1)沒有(選此項者不可選其他選項)	discrete	numeric-1.0	2031	0	-
34	med0302	三.8.3.這孩子罹患確定診斷之疾病：骨骼牙齒系統(2)四肢異常	discrete	numeric-1.0	2031	0	-
35	med0303	三.8.3.這孩子罹患確定診斷之疾病：骨骼牙齒系統(3)髕關節脫臼	discrete	numeric-1.0	2031	0	-
36	med0304	三.8.3.這孩子罹患確定診斷之疾病：骨骼牙齒系統(4)牙齒	discrete	numeric-1.0	2031	0	-
37	med0305	三.8.3.這孩子罹患確定診斷之疾病：骨骼牙齒系統(5)外觀異常	discrete	numeric-1.0	2031	0	-
38	med0401	三.8.4.這孩子罹患確定診斷之疾病：遺傳跟代謝系統(1)沒有(選此項者不可選其他選項)	discrete	numeric-1.0	2031	0	-
39	med0402	三.8.4.這孩子罹患確定診斷之疾病：遺傳跟代謝系統(2)染色體異常	discrete	numeric-1.0	2031	0	-
40	med0403	三.8.4.這孩子罹患確定診斷之疾病：遺傳跟代謝系統(3)罕見疾病	discrete	numeric-1.0	2031	0	-
41	med0404	三.8.4.這孩子罹患確定診斷之疾病：遺傳跟代謝系統(4)糖尿病	discrete	numeric-1.0	2031	0	-
42	med0405	三.8.4.這孩子罹患確定診斷之疾病：遺傳跟代謝系統(5)甲狀腺功能	discrete	numeric-1.0	2031	0	-
43	med0501	三.8.5.這孩子罹患確定診斷之疾病：發展性或其他	discrete	numeric-1.0	2031	0	-

#	Name	Label	Type	Format	Valid	Invalid	Question
		心智方面的疾病(1)沒有(選此項者不可選其他選項)					
44	med0502	三.8.5.這孩子罹患確定診斷之疾病：發展性或其他心智方面的疾病(2)發展遲緩	discrete	numeric-1.0	2031	0	-
45	med0503	三.8.5.這孩子罹患確定診斷之疾病：發展性或其他心智方面的疾病(3)語言障礙	discrete	numeric-1.0	2031	0	-
46	med0504	三.8.5.這孩子罹患確定診斷之疾病：發展性或其他心智方面的疾病(4)自閉症	discrete	numeric-1.0	2031	0	-
47	med0505	三.8.5.這孩子罹患確定診斷之疾病：發展性或其他心智方面的疾病(5)智能障礙	discrete	numeric-1.0	2031	0	-
48	med0506	三.8.5.這孩子罹患確定診斷之疾病：發展性或其他心智方面的疾病(6)注意力缺損(過動症)	discrete	numeric-1.0	2031	0	-
49	med0601	三.8.6.這孩子罹患確定診斷之疾病：其他	discrete	numeric-1.0	2031	0	-
50	med0601a	三.8.6.這孩子罹患確定診斷之疾病：其他名稱	discrete	character-60	75	0	-
51	med0901	三.10.這孩子過去六個月得過幾次中耳炎?	discrete	numeric-1.0	2031	0	-
52	med0901a	三.10.這孩子過去六個月得過幾次中耳炎?有, __次	discrete	numeric-1.0	2031	0	-
53	med07	三.11.1.這孩子過去六個月是否住院過?	discrete	numeric-1.0	2031	0	-
54	med07a	三.11.1.1.這孩子過去六個月住院過, 共__次	discrete	numeric-4.0	2031	0	-
55	med07b	三.11.1.1.這孩子過去六個月住院過, 最長一次是__天	discrete	numeric-2.0	2031	0	-
56	med07c	三.11.1.1.這孩子過去六個月住院過, 主要的原因是	discrete	character-60	99	0	-
57	med08	三.11.2.這孩子過去六個月是否長期固定使用過藥物?	discrete	numeric-1.0	2031	0	-
58	med0801	三.11.2.1.這孩子過去六個月長期固定使用過藥物, 因為什麼病症?(複選)1.過敏性氣喘	discrete	numeric-1.0	2031	0	-
59	med0802	三.11.2.1.這孩子過去六個月長期固定使用過藥物, 因為什麼病症?(複選)2.過敏性鼻炎	discrete	numeric-1.0	2031	0	-
60	med0803	三.11.2.1.這孩子過去六個月長期固定使用過藥物, 因為什麼病症?(複選)3.異位性皮膚炎	discrete	numeric-1.0	2031	0	-
61	med0804	三.11.2.1.這孩子過去六個月長期固定使用過藥物	discrete	numeric-1.0	2031	0	-

#	Name	Label	Type	Format	Valid	Invalid	Question
		物，因為什麼病症?(複選)4.其他					
62	med0804a	三.11.2.1.這孩子過去六個月長期固定使用過藥物，因為什麼病症?(複選)4.其他(請說明)	discrete	character-60	24	0	-
63	health06	三.13.您覺得這孩子目前的健康情況如何?	discrete	numeric-1.0	2031	0	-

**Group 【第五部份】四、孩子的飲食狀況**

#	Name	Label	Type	Format	Valid	Invalid	Question
1	food01	四.1.媽媽是否會哺餵這孩子母乳?	discrete	numeric-1.0	2031	0	-
2	food01a	四.1.媽媽是否會哺餵這孩子母乳?哺餵母乳到一個月	discrete	numeric-6.1	2031	0	-
3	food02	四.2.這孩子吃甜食(如糖果、甜的飲料)的頻率?	discrete	numeric-2.0	2031	0	-

**Group 【第五部份】五、孩子的睡眠狀況**

#	Name	Label	Type	Format	Valid	Invalid	Question
1	sleep01	五.1.這孩子平常時(非假日)的睡覺狀況如何?	discrete	numeric-1.0	2031	0	-
2	sleep01a	五.1.1.這孩子平常時(非假日)的睡覺狀況如何?不固定，每天睡眠總計時間約一小時	discrete	numeric-6.1	2031	0	-
3	sleep01b	五.1.2.這孩子平常時(非假日)的睡覺狀況如何?固定，大概一點上床睡覺	discrete	numeric-4.0	2031	0	-
4	sleep01c	五.1.2.這孩子平常時(非假日)的睡覺狀況如何?固定，大概一點起床	discrete	numeric-4.0	2031	0	-
5	sleep01d	五.1.3.這孩子平常時(非假日)的睡覺狀況如何?固定，每天睡眠總計時間約一小時	discrete	numeric-6.1	2031	0	-
6	slequa1	五.2.這孩子最近容易半夜哭鬧，而且需要較長時間(約半小時以上)安撫嗎?	discrete	numeric-1.0	2031	0	-
7	slequa2	五.3.您覺得這孩子的睡眠品質	discrete	numeric-1.0	2031	0	-

**Group 新增變項**

#	Name	Label	Type	Format	Valid	Invalid	Question
1	city1	請問這孩子從出生到現在居住最久之地區為?	discrete	numeric-2.0	2031	0	-
2	city2	請問這孩子從出生到現在居住最久之地區為?國外	discrete	character-60	11	0	-

**Group 樣本資訊**



#	Name	Label	Type	Format	Valid	Invalid	Question
1	baby_id	幼兒編號	discrete	character-10	275	0	-
2	interviewer_id	訪員系統編號	continuous	numeric-5.0	275	0	-
3	baby_dob	幼兒生日	discrete	character-10	275	-	-
4	int_date	完訪日期	discrete	character-10	275	-	-
5	baby_sex	幼兒性別	discrete	numeric-1.0	275	0	-
6	relationship	受訪者與幼兒關係	discrete	numeric-2.0	275	0	-

## Group 【第一部份】一、主要照顧者的基本資料

#	Name	Label	Type	Format	Valid	Invalid	Question
1	pfc01	一.1.您是民國__年出生的	discrete	numeric-4.0	275	0	-
2	pfc0201	一.2.1.您及配偶的教育程度是：男方	discrete	numeric-1.0	275	0	-
3	pfc0202	一.2.2.您及配偶的教育程度是：女方	discrete	numeric-1.0	275	0	-
4	pfc03	一.3.您的原國籍	discrete	numeric-1.0	275	0	-
5	pfc0301	一.3.1.您的原國籍(5)東南亞國籍為	discrete	numeric-4.0	275	0	-
6	pfc0301a	一.3.1.您的原國籍(5)東南亞國籍為其他東南亞國家(請說明)	discrete	character-60	0	0	-
7	pfc0302	一.3.2.您的原國籍(6)其他亞洲國家國籍為	discrete	numeric-4.0	275	0	-
8	pfc0302a	一.3.2.您的原國籍(6)其他亞洲國家國籍為其他(請說明)	discrete	character-60	0	0	-
9	pfc03a	一.3.您的原國籍(7)其他國家(請說明)	discrete	character-60	0	0	-
10	pfc0303	一.3.3.您在台灣居住的時 間約__年	discrete	numeric-4.0	275	0	-
11	pfc030401	一.3.4.1.您中文的聽說讀 寫能力如何?聽	discrete	numeric-4.0	275	0	-
12	pfc030402	一.3.4.2.您中文的聽說讀 寫能力如何?說	discrete	numeric-4.0	275	0	-
13	pfc030403	一.3.4.3.您中文的聽說讀 寫能力如何?讀	discrete	numeric-4.0	275	0	-
14	pfc030404	一.3.4.4.您中文的聽說讀 寫能力如何?寫	discrete	numeric-4.0	275	0	-
15	pfc04	一.4.您的婚姻狀況	discrete	numeric-1.0	275	0	-
16	pfc04a	一.4.您的婚姻狀況：其他 (請說明)	discrete	character-60	0	0	-
17	pfc05	一.5.您及配偶有吸菸的習 慣嗎?	discrete	numeric-1.0	275	0	-
18	pfc06	一.6.您及配偶每星期有喝 醉酒嗎?	discrete	numeric-1.0	275	0	-
19	pfc0701	一.7.1.您及配偶的工作狀 況：男方	discrete	numeric-1.0	275	0	-
20	pfc0702	一.7.2.您及配偶的工作狀 況：女方	discrete	numeric-1.0	275	0	-

#	Name	Label	Type	Format	Valid	Invalid	Question
21	pfc08	一.8.您每週照顧這孩子—小時	discrete	numeric-4.0	275	0	-
22	pfc09	一.9.您最常說的語言是	discrete	numeric-1.0	275	0	-
23	pfc09a	一.9.您最常說的語言是：其他(請說明)	discrete	character-60	1	0	-
24	pfc10	一.10.您是否上過126小時的保母專業訓練課程?	discrete	numeric-1.0	275	0	-
25	pfc1101	一.11.1.過去3個月，您及配偶是否會感覺悲傷、憂鬱、憂愁、不快樂?男方	discrete	numeric-1.0	275	0	-
26	pfc1102	一.11.2.過去3個月，您及配偶是否會感覺悲傷、憂鬱、憂愁、不快樂?女方	discrete	numeric-1.0	275	0	-

## Group 【第二部份】一、學習環境

#	Name	Label	Type	Format	Valid	Invalid	Question
1	famc01	一.1.我帶這孩子拜訪親友或請親友到家裡來玩	discrete	numeric-1.0	275	0	-
2	famc02	一.2.我帶這孩子到住家外面看看玩玩(例如：公園、市場、廟口)	discrete	numeric-1.0	275	0	-
3	famevic01	一.3.我帶這孩子去書店或圖書館	discrete	numeric-1.0	275	0	-
4	famc03	一.4.我讓這孩子玩按壓、抓取、踢腿、推、拉的物品(例如：球類、學步車)	discrete	numeric-1.0	275	0	-
5	famc04	一.5.我讓這孩子玩抱枕、絨布玩具或家家酒的物品	discrete	numeric-1.0	275	0	-
6	famc05	一.6.我讓這孩子玩訓練手眼協調的物品(例如：套套杯、拼圖、軟性積木等)	discrete	numeric-1.0	275	0	-
7	famc06	一.7.我讓這孩子玩認識顏色、形狀、大小、數字的物品	discrete	numeric-1.0	275	0	-
8	famc07	一.8.我讓孩子玩操作性的物品(例如：積木、麵糰、黏土、串珠、畫圖工具、雪花片、拼圖等)	discrete	numeric-1.0	275	0	-
9	famc08	一.9.有適合孩子參與的活動時，我會和這孩子一起參加(例如：親子共遊活動)	discrete	numeric-1.0	275	0	-
10	famc09	一.10.我教導這孩子學習各種物品的名稱	discrete	numeric-1.0	275	0	-
11	famc10	一.11.我教這孩子說「請」、「謝謝」、「對不起」	discrete	numeric-1.0	275	0	-
12	famc11	一.12.我讓這孩子學習空間概念(例如：上下、左右、前後)	discrete	numeric-1.0	275	0	-
13	famc12	一.13.我讓這孩子學習認識數字	discrete	numeric-1.0	275	0	-

#	Name	Label	Type	Format	Valid	Invalid	Question
14	famc13	一.14.我讓這孩子學習認識國字	discrete	numeric-1.0	275	0	-
15	famevic02	一.15.我讓這孩子認識注音符號	discrete	numeric-1.0	275	0	-
16	famevic03	一.16.我播放或唱童謠兒歌給這孩子聽	discrete	numeric-1.0	275	0	-
17	famevic04	一.17.我播放有聲書給這孩子聽	discrete	numeric-1.0	275	0	-
18	famevic05	一.18.我用適當的說話速度和語調與這孩子說話	discrete	numeric-1.0	275	0	-
19	famevic06	一.19.與孩子說話時，我會把他的話多加幾個字或引導他多說一些	discrete	numeric-1.0	275	0	-
20	famevic07	一.20.我會和這孩子聊發生過的事(例如：帶孩子出去玩或孩子第一次自己穿衣服的事)	discrete	numeric-1.0	275	0	-
21	famc14	一.21.這孩子出聲或說話時，我會說話回應	discrete	numeric-1.0	275	0	-
22	famc15	一.22.我親親或抱抱這孩子	discrete	numeric-1.0	275	0	-
23	famc16	一.23.我做事情的時候，也會和這孩子說話	discrete	numeric-1.0	275	0	-
24	famc17	一.24.當孩子不聽話時，我責罵這孩子	discrete	numeric-1.0	275	0	-
25	famc18	一.25.必要時，我用限制這孩子的行動來管教他(例如：罰站、不准玩玩具)	discrete	numeric-1.0	275	0	-
26	famc19	一.26.當這孩子行為失控時，我打孩子	discrete	numeric-1.0	275	0	-
27	famc20	一.27.我保持這孩子的生活環境乾淨整齊(主要照顧者回答)	discrete	numeric-1.0	275	0	-
28	famc21	一.27.我保持這孩子的生活環境乾淨整齊(訪員需要觀察的題目)	discrete	numeric-1.0	275	0	-
29	famevic08	一.31.家中適合這個孩子年齡的書有幾本(包含購買、他人贈送、借閱)?	discrete	numeric-1.0	275	0	-
30	famevic09	一.32.您唸書給孩子聽的次數?	discrete	numeric-1.0	275	0	-
31	famevic10	一.33.您平均每次唸多少時間的書給這孩子聽?	discrete	numeric-1.0	275	0	-
32	famevic1101	一.34.這孩子會使用或玩到哪些電子產品?1.智慧型手機	discrete	numeric-1.0	275	0	-
33	famevic1102	一.34.這孩子會使用或玩到哪些電子產品?2.平板電腦	discrete	numeric-1.0	275	0	-
34	famevic1103	一.34.這孩子會使用或玩到哪些電子產品?3.桌上型電腦	discrete	numeric-1.0	275	0	-

#	Name	Label	Type	Format	Valid	Invalid	Question
35	famevic1104	一.34.這孩子會使用或玩到哪些電子產品?4.筆記型電腦	discrete	numeric-1.0	275	0	-
36	famevic1105	一.34.這孩子會使用或玩到哪些電子產品?5.電視遊樂器(例如：Wii、Xbox)	discrete	numeric-1.0	275	0	-
37	famevic1106	一.34.這孩子會使用或玩到哪些電子產品?6.電視(包含各類影音媒體，例如：DVD、VCD)	discrete	numeric-1.0	275	0	-
38	famevic1107	一.34.這孩子會使用或玩到哪些電子產品?7.從未使用或玩過以上這些產品(選此選項者不可選其他選項)	discrete	numeric-1.0	275	0	-
39	famevic1108	一.34.這孩子會使用或玩到哪些電子產品?8.拒答(選此選項者不可選其他選項)	discrete	numeric-1.0	275	0	-
40	famevic1109	一.34.這孩子會使用或玩到哪些電子產品?9.不知道(選此選項者不可選其他選項)	discrete	numeric-1.0	275	0	-
41	famevic1201	一.35.1.這孩子平均每天看多久電視(含各類影音媒體)?	discrete	numeric-2.0	275	0	-
42	famevic1202	一.35.2.除了電視，這孩子平均每天接觸多久電子產品(例如：電腦、平板、手機)?	discrete	numeric-2.0	275	0	-
43	famevic1301	一.36.1.這孩子醒著時，您平日平均每天花多少時間和這孩子相處互動(例如：遊戲、共讀、吃飯、講話等)	discrete	numeric-2.0	275	0	-
44	famevic1302	一.36.2.這孩子醒著時，您假日平均每天花多少時間和這孩子相處互動(例如：遊戲、共讀、吃飯、講話等)	discrete	numeric-2.0	275	0	-
45	famevic14	一.37.您覺得在家中幫您做家事或照顧孩子的人手足夠嗎?	discrete	numeric-1.0	275	0	-
46	famevic16	一.38.孩子住家是否有室外空間(例如：院子或公用設施)能讓這孩子活動?	discrete	numeric-1.0	275	0	-
47	famevic1601	一.38.1孩子住家的室外空間有哪些場地或活動設施? 1.可讓孩子抓握(攀爬或懸吊)的器材	discrete	numeric-4.0	275	0	-
48	famevic1602	一.38.1孩子住家的室外空間有哪些場地或活動設施? 2.樓梯(至少有兩階)	discrete	numeric-4.0	275	0	-
49	famevic1603	一.38.1孩子住家的室外空間有哪些場地或活動設施? 3.可爬上爬下的器材或平台(至少20公分高)	discrete	numeric-4.0	275	0	-

#	Name	Label	Type	Format	Valid	Invalid	Question
50	famevic1604	一.38.1孩子住家的室外空間有哪些場地或活動設施? 4.不同角度的斜坡或斜面	discrete	numeric-4.0	275	0	-
51	famevic1605	一.38.1孩子住家的室外空間有哪些場地或活動設施? 5.其他	discrete	numeric-4.0	275	0	-
52	famevic1605a	一.38.1孩子住家的室外空間有哪些場地或活動設施? 5.其他(請說明)	discrete	character-60	21	0	-
53	famevic17	一.39.孩子住家是否有室內空間能讓這孩子活動?	discrete	numeric-1.0	275	0	-
54	famevic1701	一.39.1孩子住家的室內空間有哪些場地或活動設施? 1.可讓孩子抓握(攀爬或懸吊)的器材	discrete	numeric-4.0	275	0	-
55	famevic1702	一.39.1孩子住家的室內空間有哪些場地或活動設施? 2.樓梯(至少有兩階)	discrete	numeric-4.0	275	0	-
56	famevic1703	一.39.1孩子住家的室內空間有哪些場地或活動設施? 3.可爬上爬下的器材或傢俱(沙發、椅子等)	discrete	numeric-4.0	275	0	-
57	famevic1704	一.39.1孩子住家的室內空間有哪些場地或活動設施? 4.專門的遊戲室(只提供孩子玩耍的房間,臥室不算)	discrete	numeric-4.0	275	0	-
58	famevic1705	一.39.1孩子住家的室內空間有哪些場地或活動設施? 5.專門放玩具的地方且孩子隨時可拿來玩(箱子、抽屜等)	discrete	numeric-4.0	275	0	-
59	famevic1706	一.39.1孩子住家的室內空間有哪些場地或活動設施? 6.其他	discrete	numeric-4.0	275	0	-
60	famevic1706a	一.39.1孩子住家的室內空間有哪些場地或活動設施? 6.其他(請說明)	discrete	character-60	1	0	-

## Group 【第二部份】二、教養

#	Name	Label	Type	Format	Valid	Invalid	Question
1	famedu01	二.1.我現在嚴厲的管教,孩子將來會感激	discrete	numeric-1.0	275	0	-
2	famedu02	二.2.我責罵或批評孩子,會讓孩子進步	discrete	numeric-1.0	275	0	-
3	famedu03	二.3.孩子不聽話時,應該被我處罰	discrete	numeric-1.0	275	0	-
4	famedu04	二.4.孩子遇到我時,應該要主動跟我打招呼	discrete	numeric-1.0	275	0	-
5	famedu05	二.5.我與孩子說話時,孩子應該專心的看著我	discrete	numeric-1.0	275	0	-
6	famedu06	二.6.我應該要求孩子好還要更好,使他進步	discrete	numeric-1.0	275	0	-
7	famedu07	二.7.只有孩子表現良好學習成果,我才有成就感	discrete	numeric-1.0	275	0	-

#	Name	Label	Type	Format	Valid	Invalid	Question
8	famedu08	二.8.我該告訴孩子，他行為不恰當時應該感到丟臉	discrete	numeric-1.0	275	0	-
9	famedu09	二.9.我應該為孩子在外面沒規矩而感到丟臉	discrete	numeric-1.0	275	0	-
10	famedu10	二.10.我在戒孩子吸奶嘴時，應該採取強硬的立場(或做法)	discrete	numeric-1.0	275	0	-
11	famedu11	二.11.我應該對孩子進行嚴格的大小便訓練	discrete	numeric-1.0	275	0	-
12	famedu12	二.12.我應該讓孩子做任何他想做的事	discrete	numeric-1.0	275	0	-
13	famedu13	二.13.我覺得我有能力教好孩子	discrete	numeric-1.0	275	0	-
14	famedu1401	二.14.您認為這個年紀的孩子，最重要的學習是什麼?最重要	discrete	numeric-2.0	275	0	-
15	famedu1401a	二.14.您認為這個年紀的孩子，最重要的學習是什麼?最重要：其他(請說明)	discrete	character-60	0	0	-
16	famedu1402	二.14.您認為這個年紀的孩子，最重要的學習是什麼?次之	discrete	numeric-2.0	275	0	-
17	famedu1402a	二.14.您認為這個年紀的孩子，最重要的學習是什麼?次之：其他(請說明)	discrete	character-60	0	0	-
18	famedu1403	二.14.您認為這個年紀的孩子，最重要的學習是什麼?再次之	discrete	numeric-2.0	275	0	-
19	famedu1403a	二.14.您認為這個年紀的孩子，最重要的學習是什麼?再次之：其他(請說明)	discrete	character-60	1	0	-

## Group 【第二部份】三、家庭生活狀況

#	Name	Label	Type	Format	Valid	Invalid	Question
1	fammar04	三.1.我會偏愛這個孩子[只有1個小孩者，請選「不適答」]	discrete	numeric-1.0	275	0	-
2	fammar05	三.2.我帶的孩子們會相互照顧與分享(例如：分享玩具、一起遊戲)[只有1個小孩者，請選「不適答」]	discrete	numeric-1.0	275	0	-
3	fammar06	三.3.我帶的孩子們常常有衝突(例如：搶玩具、告狀)[只有1個小孩者，請選「不適答」]	discrete	numeric-1.0	275	0	-

## Group 樣本資訊

#	Name	Label	Type	Format	Valid	Invalid	Question
1	baby_id	幼兒編號	discrete	character-10	594	0	-
2	interviewer_id	訪員系統編號	continuous	numeric-5.0	594	0	-
3	baby_dob	幼兒生日	discrete	character-10	594	-	-

#	Name	Label	Type	Format	Valid	Invalid	Question
4	int_date	完訪日期	discrete	character-10	594	-	-
5	baby_sex	幼兒性別	discrete	numeric-1.0	594	0	-

**Group 【第一部份】 一、教保人員/托育人員/保母基本資料**

#	Name	Label	Type	Format	Valid	Invalid	Question
1	tgender	教保人員/托育人員/保母性別	discrete	numeric-1.0	594	0	-
2	basic01	一.1.您從事幼兒園教保人員工作/照顧三歲(含)以下孩子的經驗有幾年?	discrete	numeric-6.1	594	0	-
3	basic02	一.2.您是民國__年出生的	continuous	numeric-4.0	594	0	-
4	tsorting	問卷版本	discrete	numeric-1.0	594	0	-
5	basic0301	一.[教保人員/托育人員]3.目前服務的機構：機構性質	discrete	numeric-4.0	594	0	-
6	basic0302	一.[教保人員/托育人員]3.目前服務的機構：立案狀況	discrete	numeric-4.0	594	0	-
7	basic08	一.[教保人員/托育人員]5.您現在照顧__個孩子	continuous	numeric-4.0	594	0	-
8	basic09	一.[教保人員/托育人員]5.和您一起照顧孩子的教保人員/托育人員有__人	discrete	numeric-4.0	594	0	-
9	basic0401	一.[幼兒園教保人員]4.您具備的教保人員資格是：1.幼兒園教師證	discrete	numeric-4.0	594	0	-
10	basic0402	一.[幼兒園教保人員]4.您具備的教保人員資格是：2.教保員資格	discrete	numeric-4.0	594	0	-
11	basic0403	一.[幼兒園教保人員]4.您具備的教保人員資格是：3.助理教保員資格	discrete	numeric-4.0	594	0	-
12	basic0404	一.[幼兒園教保人員]4.您具備的教保人員資格是：4.其他	discrete	numeric-4.0	594	0	-
13	basic0404a	一.[幼兒園教保人員]4.您具備的教保人員資格是：4.其他(請說明)	discrete	character-80	40	0	-
14	basic0405	一.[幼兒園教保人員]4.您具備的教保人員資格是：5.沒有(選此選項者，不可填答其他選項)	discrete	numeric-4.0	594	0	-
15	basic0406	一.[幼兒園教保人員]4.您具備的教保人員資格是：拒答(選此選項者，不可填答其他選項)	discrete	numeric-4.0	594	0	-
16	basic0407	一.[幼兒園教保人員]4.您具備的教保人員資格是：不知道(選此選項者，不可填答其他選項)	discrete	numeric-4.0	594	0	-
17	basic0601	一.[保母]3.您具備的托育人員資格是：1.保母人員技術士證	continuous	numeric-4.0	594	0	-

#	Name	Label	Type	Format	Valid	Invalid	Question
18	basic0602	一.[保母]3.您具備的托育人員資格是：2.高級中等以上學校幼兒保育、家政、護理相關科系	discrete	numeric-4.0	594	0	-
19	basic0603	一.[保母]3.您具備的托育人員資格是：3.修畢托育人員專業訓練課程並領有證書	discrete	numeric-4.0	594	0	-
20	basic0604	一.[保母]3.您具備的托育人員資格是：4.沒有以上資格(選此選項者，不可填答其他選項)	discrete	numeric-4.0	594	0	-
21	basic0605	一.[保母]3.您具備的托育人員資格是：拒答(選此選項者，不可填答其他選項)	discrete	numeric-4.0	594	0	-
22	basic0606	一.[保母]3.您具備的托育人員資格是：不知道(選此選項者，不可填答其他選項)	continuous	numeric-4.0	594	0	-
23	basic07	一.[保母]4.您是否向縣市主管機關辦理過托育服務登記？	continuous	numeric-4.0	594	0	-
24	basic0803	一.[保母]5.您現在照顧一個六歲以下的孩子	discrete	numeric-4.0	594	0	-
25	basic0903	一.[保母]5.家裡有二位大人會和孩子互動(例如：玩、說話、餵、抱等)	discrete	numeric-4.0	594	0	-

## Group 【第一部份】二、活動、課程與教學

#	Name	Label	Type	Format	Valid	Invalid	Question
1	learn01	二.1.您認為這個年紀的孩子，最重要的學習是什麼？最重要	discrete	numeric-2.0	594	0	-
2	learn01a	二.1.您認為這個年紀的孩子，最重要的學習是什麼？最重要：其他(請說明)	discrete	character-20	0	0	-
3	learn02	二.1.您認為這個年紀的孩子，最重要的學習是什麼？次之	discrete	numeric-2.0	594	0	-
4	learn02a	二.1.您認為這個年紀的孩子，最重要的學習是什麼？次之：其他(請說明)	discrete	character-20	0	0	-
5	learn03	二.1.您認為這個年紀的孩子，最重要的學習是什麼？再次之	discrete	numeric-2.0	594	0	-
6	learn03a	二.1.您認為這個年紀的孩子，最重要的學習是什麼？再次之：其他(請說明)	discrete	character-20	0	0	-
7	pro01	二.2.當您在托育、教保或教學需要幫忙時，您覺得獲得的幫助夠嗎？	discrete	numeric-1.0	594	0	-
8	con01	二.3.和您一起照顧孩子的托育人員，對照顧及教育孩子的理念與您一致嗎？	discrete	numeric-1.0	594	0	-



#	Name	Label	Type	Format	Valid	Invalid	Question
9	act01	二.4.1.說故事給孩子聽(不看書)	discrete	numeric-1.0	594	0	-
10	act02	二.4.2.玩扮演遊戲(例如：辦家家酒、真人演出、操作玩具人物、運用道具演出等)	discrete	numeric-1.0	594	0	-
11	act03	二.4.3.聽唱手指謠、兒歌	discrete	numeric-1.0	594	0	-
12	act04	二.4.4.一起看圖畫書	discrete	numeric-1.0	594	0	-
13	act05	二.4.5.數數、認讀數字、計算、顏色和形狀	discrete	numeric-1.0	594	0	-
14	act06	二.4.6.排順序、把東西分類、比較、量東西	discrete	numeric-1.0	594	0	-
15	act07	二.4.7.認識生活中常見的文字、圖案或符號	discrete	numeric-1.0	594	0	-
16	act08	二.4.8.教英文或其他外國語言，或提供機會學習	discrete	numeric-1.0	594	0	-
17	act09	二.4.9.一起玩有規則的遊戲或玩具(例如：拼圖、大富翁、撲克牌、123木頭人等)	discrete	numeric-1.0	594	0	-
18	act10	二.4.10.看教育性電視節目、DVD，或使用電腦創作軟體	discrete	numeric-1.0	594	0	-
19	act11	二.4.11.學注音符號	discrete	numeric-1.0	594	0	-
20	act12	二.4.12.帶動跳、肢體律動或隨音樂跳舞	discrete	numeric-1.0	594	0	-
21	act13	二.4.13.進行體能活動(例如：球類活動、跑步等)	discrete	numeric-1.0	594	0	-
22	act14	二.4.14.進行手部精細操作活動(例如：剪貼、摺紙、玩積木、串珠、黏土等)	discrete	numeric-1.0	594	0	-
23	act15	二.4.15.事先檢查及處理各種活動設備設施的安全	discrete	numeric-1.0	594	0	-
24	act16	二.4.16.讓孩子自己選擇遊戲活動	discrete	numeric-1.0	594	0	-
25	act17	二.4.17.以具體的例子介紹邏輯關係(例如：因果關係、相同與不同、類別等)，且讓孩子解釋他的邏輯推理	discrete	numeric-1.0	594	0	-

### Group 【第一部份】 三、學習環境

#	Name	Label	Type	Format	Valid	Invalid	Question
1	env01	三.1.提供多種的書寫材料和工具(例如：不同紙類、各種筆、印章等)	discrete	numeric-1.0	594	0	-
2	env02	三.2.經常展示環境中可見的文字(例如：招牌、物品名稱、孩子姓名等)	discrete	numeric-1.0	594	0	-
3	env03	三.3.提供多種的數學相關材料(例如：有關數字、形	discrete	numeric-1.0	594	0	-

#	Name	Label	Type	Format	Valid	Invalid	Question
		狀、分類、配對、比較的圖書、兒歌、教具等)					
4	env04	三.4.提供多種的自然物品(例如：昆蟲、石頭、貝殼、葉子、逼真的動植物玩具、寵物、植物盆栽、水族箱等)和科學器具或材料(例如：放大鏡、磁鐵、量杯、動物或植物海報/圖片等)	discrete	numeric-1.0	594	0	-
5	env05	三.5.提供多種的小型建構玩具或材料(例如：雪花片、樂高積木、形狀積木、配件等)	discrete	numeric-1.0	594	0	-
6	env06	三.6.提供多種的扮演遊戲材料和空間(例如：手偶、布、衣服、鞋子、道具、玩具配件、家家酒玩具、空間等)	discrete	numeric-1.0	594	0	-
7	env07	三.7.提供多種的藝術材料(例如：蠟筆、水彩筆、彩色筆、顏料、剪貼工具、木工材料、立體素材、各種紙類、瓶罐、藝術書籍或圖片等)	discrete	numeric-1.0	594	0	-
8	env08	三.8.提供多種的精細技巧材料(例如：有關抓握、扭轉、剪、縫、拼、捏、串、釘等材料)	discrete	numeric-1.0	594	0	-
9	env09	三.9.提供多種的大肌肉活動設備(室內或戶外都可以，例如：平衡、鞦韆、滑梯、攀爬類、球類、騎車類等)	discrete	numeric-1.0	594	0	-
10	env10	三.10.提供足夠的遊戲活動空間(不同類型活動能同時進行)，且材料的儲存和擺放井然有序	discrete	numeric-1.0	594	0	-
11	env11	三.11.提供柔軟的物品(例如：抱枕、軟墊、絨毛動物等)及放鬆的舒適區域	discrete	numeric-1.0	594	0	-
12	env12	三.12.提供可自由使用的隱密空間(不被其他幼兒干擾，分隔出來的空間)	discrete	numeric-1.0	594	0	-
13	env13	三.13.提供足夠的積木(例如：木製積木、塑膠積木、軟積木、大型或小型的連接式積木、可堆疊的紙盒或紙箱)和多種的配件(例如：玩具人、動物、車子、路標)	discrete	numeric-1.0	594	0	-
14	env14	三.14.提供多種的玩沙和玩水的遊戲、器具、材料和配件(例如：容器、鏟子、湯匙、壺、動物模型、卡車等)	discrete	numeric-1.0	594	0	-
15	env15	三.15.提供許多團體活動的時間	discrete	numeric-1.0	594	0	-

### Group 【第一部份】四、教養

#	Name	Label	Type	Format	Valid	Invalid	Question
1	faith01	四.1.大人責罵或批評孩子，會讓孩子進步	discrete	numeric-1.0	594	0	-
2	faith02	四.2.孩子不聽話，大人應該要責罰他	discrete	numeric-1.0	594	0	-
3	faith03	四.3.大人應該告訴孩子，他行為不恰當時該感到丟臉	discrete	numeric-1.0	594	0	-
4	faith04	四.4.孩子在外面表現不好，大人應該覺得丟臉	discrete	numeric-1.0	594	0	-
5	faith05	四.5.大人應該教導孩子好還要更好，使孩子進步	discrete	numeric-1.0	594	0	-
6	faith06	四.6.孩子有好的學習表現，大人才有成就感	discrete	numeric-1.0	594	0	-

### Group 【第一部份】五、師生關係

#	Name	Label	Type	Format	Valid	Invalid	Question
1	relation01	五.1.我跟孩子說話時，孩子要專心的看著我	discrete	numeric-1.0	594	0	-
2	relation02	五.2.當我指出孩子的錯誤時，孩子不可以回嘴	discrete	numeric-1.0	594	0	-
3	relation03	五.3.當我責罵孩子時，孩子不可以擺臭臉	discrete	numeric-1.0	594	0	-
4	relation04	五.4.孩子應該遵守我訂的所有規矩	discrete	numeric-1.0	594	0	-
5	relation05	五.5.我的要求都是為了孩子好，孩子應該要回報	discrete	numeric-1.0	594	0	-
6	relation06	五.6.孩子對我為他做的事應該心存感激	discrete	numeric-1.0	594	0	-

### Group 【第二部份】一、孩子教保狀況

#	Name	Label	Type	Format	Valid	Invalid	Question
1	am	一.1.這孩子目前每天在這裡的時間大約多久?上午__(時)到這裡	discrete	numeric-4.0	594	0	-
2	pm	一.1.這孩子目前每天在這裡的時間大約多久?下午__(時)接回	discrete	numeric-4.0	594	0	-
3	language01	一.2.您平常跟這孩子用什麼語言說話?(1)國語	continuous	numeric-1.0	594	0	-
4	language02	一.2.您平常跟這孩子用什麼語言說話?(2)閩南語	discrete	numeric-1.0	594	0	-
5	language03	一.2.您平常跟這孩子用什麼語言說話?(3)客語	discrete	numeric-1.0	594	0	-
6	language04	一.2.您平常跟這孩子用什麼語言說話?(4)原住民語	discrete	numeric-1.0	594	0	-
7	language05	一.2.您平常跟這孩子用什麼語言說話?(5)英語	discrete	numeric-1.0	594	0	-

#	Name	Label	Type	Format	Valid	Invalid	Question
8	language06	一.2.您平常跟這孩子用什麼語言說話?(6)其他	discrete	numeric-1.0	594	0	-
9	language06a	一.2.您平常跟這孩子用什麼語言說話?(6)其他(請說明)	discrete	character-20	1	0	-
10	language07	一.2.您平常跟這孩子用什麼語言說話?拒答(選此選項者不可選其他選項)	discrete	numeric-1.0	594	0	-
11	language08	一.2.您平常跟這孩子用什麼語言說話?不知道(選此選項者不可選其他選項)	continuous	numeric-1.0	594	0	-
12	tv	一.3.這孩子目前平均每天在這裡看多久電視(含各類影音媒體,例如:DVD等)?	continuous	numeric-2.0	594	0	-
13	teach	一.4.您覺得這孩子好照顧或好教嗎?	discrete	numeric-1.0	594	0	-

## Group 【第二部份】二、師生互動

#	Name	Label	Type	Format	Valid	Invalid	Question
1	inter01	二.1.我知道這孩子的興趣和能力,與他互動或設計活動時,會特別考慮並給予支持	discrete	numeric-1.0	594	0	-
2	inter02	二.2.我會為這孩子改變預定要做的事或時間	discrete	numeric-1.0	594	0	-
3	inter03	二.3.在忙亂的情形下,如果這孩子出現問題或特殊狀況,我對他會比較兇或比較沒耐心	discrete	numeric-1.0	594	0	-
4	inter04	二.4.當這孩子在玩的時候,我會注意他而且提供他需要的協助(例如:給他材料、幫他做一些比較難的部分)	discrete	numeric-1.0	594	0	-
5	inter05	二.5.我會仔細聽這孩子說的話,並且愉快地回應他	discrete	numeric-1.0	594	0	-
6	inter06	二.6.與這孩子說話時,我會把他的話多加幾個字或引導他多說一些	discrete	numeric-1.0	594	0	-
7	inter07	二.7.我會和這孩子聊發生過的事(例如:帶孩子出去玩或孩子第一天來幼兒園或保母家的事)	discrete	numeric-1.0	594	0	-
8	inter08	二.8.我會幫助這孩子與其他孩子對話或互動(包括:這孩子對其他孩子、其他孩子對這孩子)	discrete	numeric-1.0	594	0	-
9	inter09	二.9.當這孩子與其他孩子發生衝突時,我會幫他了解別人的想法	discrete	numeric-1.0	594	0	-
10	inter10	二.10.我能教好這孩子	discrete	numeric-1.0	594	0	-

<b>Group 【第二部份】 三、家園關係</b>							
#	Name	Label	Type	Format	Valid	Invalid	Question
1	parents01	三.(一)1.這孩子的家長關心我	discrete	numeric-1.0	594	0	-
2	parents02	三.(一)2.這孩子的家長讓我知道我是個好老師/保母	discrete	numeric-1.0	594	0	-
3	parents03	三.(一)3.這孩子的家長感激我對孩子的投入	discrete	numeric-1.0	594	0	-
4	parents04	三.(一)4.這孩子的家長提供我有關孩子在家裡的學習狀況	discrete	numeric-1.0	594	0	-
5	parents05	三.(一)5.這孩子的家長接受我提供有關教養的建議	discrete	numeric-1.0	594	0	-
6	resp01	三.(二)1.確定孩子了解老師/保母所教的東西	discrete	numeric-1.0	594	0	-
7	resp02	三.(二)2.幫助孩子適當處理他的情緒	discrete	numeric-1.0	594	0	-
8	resp03	三.(二)3.找出孩子最有興趣學習的事情	discrete	numeric-1.0	594	0	-
9	resp04	三.(二)4.確定孩子的家長和老師/保母有良好的溝通	discrete	numeric-1.0	594	0	-
10	resp05	三.(二)5.確定孩子的學習環境是安全的	discrete	numeric-1.0	594	0	-
11	resp06	三.(二)6.確定孩子有好的表現	discrete	numeric-1.0	594	0	-
12	resp07	三.(二)7.確定孩子有大人可以聽他說話	discrete	numeric-1.0	594	0	-
13	resp08	三.(二)8.確定孩子和其他小朋友有良好的關係	discrete	numeric-1.0	594	0	-

<b>Group 【第二部份】 四、親職參與</b>							
#	Name	Label	Type	Format	Valid	Invalid	Question
1	caregiverm01	四.男方照顧孩子親友的親職參與：1.照顧這孩子的衣食等生活基本需求	discrete	numeric-1.0	275	0	-
2	caregiverm02	四.男方照顧孩子親友的親職參與：2.教這孩子生活常規	discrete	numeric-1.0	275	0	-
3	caregiverm03	四.男方照顧孩子親友的親職參與：3.幫助這孩子的學習活動	discrete	numeric-1.0	275	0	-
4	caregiverm04	四.男方照顧孩子親友的親職參與：4.關愛與回應這孩子	discrete	numeric-1.0	275	0	-
5	caregiverm05	四.男方照顧孩子親友的親職參與：5.陪這孩子玩	discrete	numeric-1.0	275	0	-
6	caregiverf01	四.女方照顧孩子親友的親職參與：1.照顧這孩子的衣食等生活基本需求	discrete	numeric-1.0	275	0	-
7	caregiverf02	四.女方照顧孩子親友的親職參與：2.教這孩子生活常規	discrete	numeric-1.0	275	0	-

#	Name	Label	Type	Format	Valid	Invalid	Question
8	caregiverf03	四.女方照顧孩子親友的親職參與：3.幫助這孩子的學習活動	discrete	numeric-1.0	275	0	-
9	caregiverf04	四.女方照顧孩子親友的親職參與：4.關愛與回應這孩子	discrete	numeric-1.0	275	0	-
10	caregiverf05	四.女方照顧孩子親友的親職參與：5.陪這孩子玩	discrete	numeric-1.0	275	0	-

## Group 權值

#	Name	Label	Type	Format	Valid	Invalid	Question
1	wsel0	不等機率加權權值	continuous	numeric-18.16	2031	0	-
2	w_post_sel	事後分層法權值(含wsel0)	continuous	numeric-18.16	2031	0	-

# Variables Description

**Dataset contains 873 variable(s)**

File : data1

# baby\_id: 幼兒編號

Information	[Type= discrete] [Format=character] [Missing=*]
Statistics [NW/ W]	[Valid=2031 /-] [Invalid=0 /-]

# interviewer\_id: 訪員編號- 系統

Information	[Type= continuous] [Format=numeric] [Range= 35-30118] [Missing=*]
Statistics [NW/ W]	[Valid=2031 /-] [Invalid=0 /-] [Mean=26187.432 /-] [StdDev=4901.204 /-]

# baby\_dob: 幼兒生日

Information	[Type= discrete] [Format=character] [Missing=*]
Statistics [NW/ W]	[Valid=2031 /-]

Value	Label	Cases	Percentage
2013-04-01		8	<div></div> 0.4%
2013-04-02		7	<div></div> 0.3%
2013-04-03		5	<div></div> 0.2%
2013-04-04		5	<div></div> 0.2%
2013-04-05		3	<div></div> 0.1%
2013-04-06		6	<div></div> 0.3%
2013-04-07		3	<div></div> 0.1%
2013-04-08		3	<div></div> 0.1%
2013-04-09		13	<div></div> 0.6%
2013-04-10		5	<div></div> 0.2%
2013-04-11		5	<div></div> 0.2%
2013-04-12		4	<div></div> 0.2%
2013-04-13		5	<div></div> 0.2%
2013-04-14		2	<div></div> 0.1%
2013-04-15		9	<div></div> 0.4%
2013-04-16		6	<div></div> 0.3%
2013-04-17		3	<div></div> 0.1%
2013-04-18		10	<div></div> 0.5%
2013-04-19		4	<div></div> 0.2%
2013-04-20		6	<div></div> 0.3%
2013-04-21		2	<div></div> 0.1%
2013-04-22		7	<div></div> 0.3%
2013-04-23		9	<div></div> 0.4%
2013-04-24		9	<div></div> 0.4%
2013-04-25		10	<div></div> 0.5%
2013-04-26		3	<div></div> 0.1%
2013-04-27		4	<div></div> 0.2%
2013-04-28		8	<div></div> 0.4%
2013-04-29		11	<div></div> 0.5%
2013-04-30		5	<div></div> 0.2%
2013-05-01		5	<div></div> 0.2%
2013-05-02		5	<div></div> 0.2%
2013-05-03		8	<div></div> 0.4%
2013-05-04		9	<div></div> 0.4%



## File : data1

# baby\_dob: 幼兒生日

Value	Label	Cases	Percentage
2013-05-05		3	0.1%
2013-05-06		9	0.4%
2013-05-07		4	0.2%
2013-05-08		4	0.2%
2013-05-09		10	0.5%
2013-05-10		4	0.2%
2013-05-11		8	0.4%
2013-05-12		1	0.0%
2013-05-13		3	0.1%
2013-05-14		3	0.1%
2013-05-15		6	0.3%
2013-05-16		5	0.2%
2013-05-17		1	0.0%
2013-05-18		5	0.2%
2013-05-19		6	0.3%
2013-05-20		5	0.2%
2013-05-21		8	0.4%
2013-05-22		9	0.4%
2013-05-23		14	0.7%
2013-05-24		7	0.3%
2013-05-25		5	0.2%
2013-05-26		4	0.2%
2013-05-27		4	0.2%
2013-05-28		6	0.3%
2013-05-29		7	0.3%
2013-05-30		6	0.3%
2013-05-31		9	0.4%
2013-06-01		9	0.4%
2013-06-02		6	0.3%
2013-06-03		4	0.2%
2013-06-04		6	0.3%
2013-06-05		4	0.2%
2013-06-06		6	0.3%
2013-06-07		2	0.1%
2013-06-08		5	0.2%
2013-06-10		7	0.3%
2013-06-11		5	0.2%
2013-06-12		13	0.6%
2013-06-13		10	0.5%
2013-06-14		6	0.3%
2013-06-15		2	0.1%
2013-06-16		6	0.3%
2013-06-17		5	0.2%

## File : data1

# baby\_dob: 幼兒生日

Value	Label	Cases	Percentage
2013-06-18		5	0.2%
2013-06-19		8	0.4%
2013-06-20		4	0.2%
2013-06-21		1	0.0%
2013-06-22		8	0.4%
2013-06-23		5	0.2%
2013-06-24		6	0.3%
2013-06-25		12	0.6%
2013-06-26		3	0.1%
2013-06-27		4	0.2%
2013-06-28		7	0.3%
2013-06-29		3	0.1%
2013-06-30		2	0.1%
2013-07-01		10	0.5%
2013-07-02		3	0.1%
2013-07-03		11	0.5%
2013-07-04		7	0.3%
2013-07-05		7	0.3%
2013-07-06		4	0.2%
2013-07-07		3	0.1%
2013-07-08		4	0.2%
2013-07-09		1	0.0%
2013-07-10		3	0.1%
2013-07-11		7	0.3%
2013-07-12		3	0.1%
2013-07-13		3	0.1%
2013-07-14		2	0.1%
2013-07-15		3	0.1%
2013-07-16		5	0.2%
2013-07-17		10	0.5%
2013-07-18		4	0.2%
2013-07-19		6	0.3%
2013-07-20		6	0.3%
2013-07-21		3	0.1%
2013-07-22		7	0.3%
2013-07-23		5	0.2%
2013-07-24		8	0.4%
2013-07-25		10	0.5%
2013-07-26		6	0.3%
2013-07-27		6	0.3%
2013-07-28		4	0.2%
2013-07-29		1	0.0%
2013-07-30		6	0.3%

## File : data1

# baby\_dob: 幼兒生日

Value	Label	Cases	Percentage
2013-07-31		1	0.0%
2013-08-01		6	0.3%
2013-08-02		7	0.3%
2013-08-03		7	0.3%
2013-08-04		9	0.4%
2013-08-05		11	0.5%
2013-08-06		8	0.4%
2013-08-07		6	0.3%
2013-08-08		7	0.3%
2013-08-09		3	0.1%
2013-08-10		5	0.2%
2013-08-11		5	0.2%
2013-08-12		6	0.3%
2013-08-13		6	0.3%
2013-08-14		8	0.4%
2013-08-15		6	0.3%
2013-08-16		6	0.3%
2013-08-17		7	0.3%
2013-08-18		6	0.3%
2013-08-19		4	0.2%
2013-08-20		4	0.2%
2013-08-21		7	0.3%
2013-08-22		5	0.2%
2013-08-23		5	0.2%
2013-08-24		11	0.5%
2013-08-25		6	0.3%
2013-08-26		5	0.2%
2013-08-27		7	0.3%
2013-08-28		5	0.2%
2013-08-29		2	0.1%
2013-08-30		5	0.2%
2013-08-31		4	0.2%
2013-09-01		5	0.2%
2013-09-02		2	0.1%
2013-09-03		6	0.3%
2013-09-04		7	0.3%
2013-09-05		3	0.1%
2013-09-06		9	0.4%
2013-09-07		10	0.5%
2013-09-08		3	0.1%
2013-09-09		6	0.3%
2013-09-10		4	0.2%
2013-09-11		7	0.3%

## File : data1

# baby\_dob: 幼兒生日

Value	Label	Cases	Percentage
2013-09-12		10	0.5%
2013-09-13		7	0.3%
2013-09-14		4	0.2%
2013-09-15		4	0.2%
2013-09-16		3	0.1%
2013-09-17		8	0.4%
2013-09-18		8	0.4%
2013-09-19		3	0.1%
2013-09-20		7	0.3%
2013-09-21		7	0.3%
2013-09-22		6	0.3%
2013-09-23		4	0.2%
2013-09-24		6	0.3%
2013-09-25		7	0.3%
2013-09-26		3	0.1%
2013-09-27		7	0.3%
2013-09-28		7	0.3%
2013-09-29		3	0.1%
2013-09-30		3	0.1%
2013-10-01		5	0.2%
2013-10-02		7	0.3%
2013-10-03		13	0.6%
2013-10-04		5	0.2%
2013-10-05		5	0.2%
2013-10-06		3	0.1%
2013-10-08		8	0.4%
2013-10-09		7	0.3%
2013-10-10		4	0.2%
2013-10-11		6	0.3%
2013-10-12		11	0.5%
2013-10-13		7	0.3%
2013-10-14		2	0.1%
2013-10-15		6	0.3%
2013-10-16		4	0.2%
2013-10-17		5	0.2%
2013-10-18		4	0.2%
2013-10-19		5	0.2%
2013-10-20		3	0.1%
2013-10-21		5	0.2%
2013-10-22		7	0.3%
2013-10-23		7	0.3%
2013-10-24		4	0.2%
2013-10-25		5	0.2%

## File : data1

# baby\_dob: 幼兒生日

Value	Label	Cases	Percentage
2013-10-26		8	0.4%
2013-10-27		2	0.1%
2013-10-28		3	0.1%
2013-10-29		9	0.4%
2013-10-30		5	0.2%
2013-10-31		5	0.2%
2013-11-01		5	0.2%
2013-11-02		8	0.4%
2013-11-03		6	0.3%
2013-11-04		5	0.2%
2013-11-05		5	0.2%
2013-11-06		6	0.3%
2013-11-07		8	0.4%
2013-11-09		7	0.3%
2013-11-10		3	0.1%
2013-11-11		7	0.3%
2013-11-12		6	0.3%
2013-11-13		6	0.3%
2013-11-14		10	0.5%
2013-11-15		6	0.3%
2013-11-16		6	0.3%
2013-11-17		4	0.2%
2013-11-18		1	0.0%
2013-11-19		4	0.2%
2013-11-20		9	0.4%
2013-11-21		9	0.4%
2013-11-22		4	0.2%
2013-11-23		7	0.3%
2013-11-24		6	0.3%
2013-11-25		10	0.5%
2013-11-26		4	0.2%
2013-11-27		4	0.2%
2013-11-28		5	0.2%
2013-11-29		6	0.3%
2013-11-30		4	0.2%
2013-12-01		2	0.1%
2013-12-02		6	0.3%
2013-12-03		3	0.1%
2013-12-04		9	0.4%
2013-12-05		2	0.1%
2013-12-06		4	0.2%
2013-12-07		4	0.2%
2013-12-08		4	0.2%

## File : data1

# baby\_dob: 幼兒生日

Value	Label	Cases	Percentage
2013-12-09		6	0.3%
2013-12-10		7	0.3%
2013-12-11		6	0.3%
2013-12-12		3	0.1%
2013-12-13		12	0.6%
2013-12-14		6	0.3%
2013-12-15		2	0.1%
2013-12-16		6	0.3%
2013-12-17		5	0.2%
2013-12-18		15	0.7%
2013-12-19		6	0.3%
2013-12-20		5	0.2%
2013-12-21		5	0.2%
2013-12-22		5	0.2%
2013-12-23		2	0.1%
2013-12-24		7	0.3%
2013-12-25		9	0.4%
2013-12-26		7	0.3%
2013-12-27		4	0.2%
2013-12-28		6	0.3%
2013-12-29		6	0.3%
2013-12-30		8	0.4%
2013-12-31		7	0.3%
2014-01-01		7	0.3%
2014-01-02		3	0.1%
2014-01-03		6	0.3%
2014-01-04		1	0.0%
2014-01-05		6	0.3%
2014-01-06		6	0.3%
2014-01-07		5	0.2%
2014-01-08		8	0.4%
2014-01-09		4	0.2%
2014-01-10		5	0.2%
2014-01-11		6	0.3%
2014-01-12		4	0.2%
2014-01-13		8	0.4%
2014-01-14		6	0.3%
2014-01-15		6	0.3%
2014-01-16		4	0.2%
2014-01-17		5	0.2%
2014-01-18		9	0.4%
2014-01-19		6	0.3%
2014-01-20		8	0.4%

## File : data1

# baby\_dob: 幼兒生日

Value	Label	Cases	Percentage
2014-01-21		4	0.2%
2014-01-22		8	0.4%
2014-01-23		6	0.3%
2014-01-24		3	0.1%
2014-01-25		2	0.1%
2014-01-26		4	0.2%
2014-01-27		5	0.2%
2014-01-28		7	0.3%
2014-01-29		5	0.2%
2014-01-30		1	0.0%
2014-01-31		2	0.1%
2014-02-01		9	0.4%
2014-02-02		3	0.1%
2014-02-03		6	0.3%
2014-02-04		4	0.2%
2014-02-05		4	0.2%
2014-02-06		7	0.3%
2014-02-07		6	0.3%
2014-02-08		1	0.0%
2014-02-09		2	0.1%
2014-02-10		5	0.2%
2014-02-11		4	0.2%
2014-02-12		3	0.1%
2014-02-13		8	0.4%
2014-02-14		6	0.3%
2014-02-15		6	0.3%
2014-02-16		4	0.2%
2014-02-17		8	0.4%
2014-02-18		5	0.2%
2014-02-19		8	0.4%
2014-02-20		8	0.4%
2014-02-21		2	0.1%
2014-02-22		5	0.2%
2014-02-23		5	0.2%
2014-02-24		6	0.3%
2014-02-25		7	0.3%
2014-02-26		3	0.1%
2014-02-27		3	0.1%
2014-02-28		10	0.5%
2014-03-01		5	0.2%
2014-03-02		7	0.3%
2014-03-03		6	0.3%
2014-03-04		3	0.1%

## File : data1

# **baby\_dob:** 幼児生日

Value	Label	Cases	Percentage
2014-03-05		2	<div><div></div></div> 0.1%
2014-03-06		8	<div><div></div></div> 0.4%
2014-03-07		6	<div><div></div></div> 0.3%
2014-03-08		8	<div><div></div></div> 0.4%
2014-03-09		6	<div><div></div></div> 0.3%
2014-03-10		5	<div><div></div></div> 0.2%
2014-03-11		5	<div><div></div></div> 0.2%
2014-03-12		3	<div><div></div></div> 0.1%
2014-03-13		13	<div><div></div></div> 0.6%
2014-03-14		5	<div><div></div></div> 0.2%
2014-03-15		4	<div><div></div></div> 0.2%
2014-03-16		2	<div><div></div></div> 0.1%
2014-03-17		7	<div><div></div></div> 0.3%
2014-03-18		9	<div><div></div></div> 0.4%
2014-03-19		4	<div><div></div></div> 0.2%
2014-03-20		1	<div><div></div></div> 0.0%
2014-03-21		3	<div><div></div></div> 0.1%
2014-03-22		2	<div><div></div></div> 0.1%
2014-03-23		4	<div><div></div></div> 0.2%
2014-03-24		4	<div><div></div></div> 0.2%
2014-03-25		3	<div><div></div></div> 0.1%
2014-03-26		6	<div><div></div></div> 0.3%
2014-03-27		2	<div><div></div></div> 0.1%
2014-03-28		4	<div><div></div></div> 0.2%
2014-03-29		7	<div><div></div></div> 0.3%
2014-03-30		6	<div><div></div></div> 0.3%
2014-03-31		9	<div><div></div></div> 0.4%

*Warning: these figures indicate the number of cases found in the data file. They cannot be interpreted as summary statistics of the population of interest.*

# **int\_date:** 完訪日期

Information		[Type= discrete] [Format=character] [Missing=*]	
Statistics [NW/ W]		[Valid=2031 /-]	
Value	Label	Cases	Percentage
2017-03-03		1	<div><div></div></div> 0.0%
2017-03-04		1	<div><div></div></div> 0.0%
2017-03-06		2	<div><div></div></div> 0.1%
2017-03-07		2	<div><div></div></div> 0.1%
2017-03-09		2	<div><div></div></div> 0.1%
2017-03-10		1	<div><div></div></div> 0.0%
2017-03-11		3	<div><div></div></div> 0.1%
2017-03-12		2	<div><div></div></div> 0.1%
2017-03-13		3	<div><div></div></div> 0.1%
2017-03-14		1	<div><div></div></div> 0.0%
2017-03-15		1	<div><div></div></div> 0.0%



## File : data1

# int\_date: 完訪日期

Value	Label	Cases	Percentage
2017-03-16		2	<div><div></div></div> 0.1%
2017-03-17		2	<div><div></div></div> 0.1%
2017-03-18		3	<div><div></div></div> 0.1%
2017-03-19		2	<div><div></div></div> 0.1%
2017-03-20		1	<div><div></div></div> 0.0%
2017-03-21		6	<div><div></div></div> 0.3%
2017-03-22		3	<div><div></div></div> 0.1%
2017-03-23		4	<div><div></div></div> 0.2%
2017-03-25		5	<div><div></div></div> 0.2%
2017-03-26		1	<div><div></div></div> 0.0%
2017-03-27		1	<div><div></div></div> 0.0%
2017-03-28		1	<div><div></div></div> 0.0%
2017-03-29		1	<div><div></div></div> 0.0%
2017-03-30		1	<div><div></div></div> 0.0%
2017-03-31		5	<div><div></div></div> 0.2%
2017-04-01		3	<div><div></div></div> 0.1%
2017-04-02		1	<div><div></div></div> 0.0%
2017-04-03		1	<div><div></div></div> 0.0%
2017-04-04		2	<div><div></div></div> 0.1%
2017-04-05		2	<div><div></div></div> 0.1%
2017-04-06		1	<div><div></div></div> 0.0%
2017-04-07		3	<div><div></div></div> 0.1%
2017-04-08		4	<div><div></div></div> 0.2%
2017-04-09		8	<div><div></div></div> 0.4%
2017-04-10		3	<div><div></div></div> 0.1%
2017-04-11		8	<div><div></div></div> 0.4%
2017-04-12		4	<div><div></div></div> 0.2%
2017-04-13		6	<div><div></div></div> 0.3%
2017-04-14		3	<div><div></div></div> 0.1%
2017-04-15		9	<div><div></div></div> 0.4%
2017-04-16		5	<div><div></div></div> 0.2%
2017-04-17		4	<div><div></div></div> 0.2%
2017-04-18		1	<div><div></div></div> 0.0%
2017-04-19		8	<div><div></div></div> 0.4%
2017-04-20		7	<div><div></div></div> 0.3%
2017-04-21		3	<div><div></div></div> 0.1%
2017-04-22		3	<div><div></div></div> 0.1%
2017-04-23		5	<div><div></div></div> 0.2%
2017-04-24		8	<div><div></div></div> 0.4%
2017-04-25		6	<div><div></div></div> 0.3%
2017-04-26		1	<div><div></div></div> 0.0%
2017-04-27		10	<div><div></div></div> 0.5%
2017-04-28		3	<div><div></div></div> 0.1%

## File : data1

# int\_date: 完訪日期

Value	Label	Cases	Percentage
2017-04-29		5	0.2%
2017-04-30		1	0.0%
2017-05-01		4	0.2%
2017-05-02		11	0.5%
2017-05-03		7	0.3%
2017-05-04		2	0.1%
2017-05-05		5	0.2%
2017-05-06		5	0.2%
2017-05-07		5	0.2%
2017-05-08		9	0.4%
2017-05-09		9	0.4%
2017-05-10		4	0.2%
2017-05-11		5	0.2%
2017-05-12		8	0.4%
2017-05-13		4	0.2%
2017-05-14		3	0.1%
2017-05-15		9	0.4%
2017-05-16		5	0.2%
2017-05-17		4	0.2%
2017-05-18		5	0.2%
2017-05-19		5	0.2%
2017-05-20		8	0.4%
2017-05-21		3	0.1%
2017-05-22		3	0.1%
2017-05-23		5	0.2%
2017-05-24		4	0.2%
2017-05-25		7	0.3%
2017-05-26		2	0.1%
2017-05-27		5	0.2%
2017-05-28		3	0.1%
2017-05-29		5	0.2%
2017-05-30		6	0.3%
2017-05-31		4	0.2%
2017-06-01		7	0.3%
2017-06-02		4	0.2%
2017-06-03		4	0.2%
2017-06-04		3	0.1%
2017-06-05		4	0.2%
2017-06-06		5	0.2%
2017-06-07		4	0.2%
2017-06-08		4	0.2%
2017-06-09		7	0.3%
2017-06-10		5	0.2%

## File : data1

# int\_date: 完訪日期

Value	Label	Cases	Percentage
2017-06-11		1	0.0%
2017-06-12		5	0.2%
2017-06-13		5	0.2%
2017-06-14		4	0.2%
2017-06-15		7	0.3%
2017-06-16		8	0.4%
2017-06-17		6	0.3%
2017-06-18		5	0.2%
2017-06-19		5	0.2%
2017-06-20		4	0.2%
2017-06-21		6	0.3%
2017-06-22		8	0.4%
2017-06-23		4	0.2%
2017-06-24		9	0.4%
2017-06-25		11	0.5%
2017-06-26		9	0.4%
2017-06-27		6	0.3%
2017-06-28		5	0.2%
2017-06-29		10	0.5%
2017-06-30		2	0.1%
2017-07-01		7	0.3%
2017-07-02		6	0.3%
2017-07-03		6	0.3%
2017-07-04		6	0.3%
2017-07-05		4	0.2%
2017-07-06		6	0.3%
2017-07-07		2	0.1%
2017-07-08		7	0.3%
2017-07-09		5	0.2%
2017-07-10		5	0.2%
2017-07-11		9	0.4%
2017-07-12		6	0.3%
2017-07-13		4	0.2%
2017-07-14		5	0.2%
2017-07-15		1	0.0%
2017-07-16		4	0.2%
2017-07-17		3	0.1%
2017-07-18		8	0.4%
2017-07-19		7	0.3%
2017-07-20		8	0.4%
2017-07-21		9	0.4%
2017-07-22		7	0.3%
2017-07-23		6	0.3%

## File : data1

# int\_date: 完訪日期

Value	Label	Cases	Percentage
2017-07-24		11	0.5%
2017-07-25		4	0.2%
2017-07-26		9	0.4%
2017-07-27		5	0.2%
2017-07-28		7	0.3%
2017-07-29		3	0.1%
2017-07-31		5	0.2%
2017-08-01		8	0.4%
2017-08-02		5	0.2%
2017-08-03		5	0.2%
2017-08-04		6	0.3%
2017-08-05		2	0.1%
2017-08-06		3	0.1%
2017-08-07		8	0.4%
2017-08-08		5	0.2%
2017-08-09		7	0.3%
2017-08-10		7	0.3%
2017-08-11		4	0.2%
2017-08-12		4	0.2%
2017-08-13		6	0.3%
2017-08-14		7	0.3%
2017-08-15		4	0.2%
2017-08-16		5	0.2%
2017-08-17		4	0.2%
2017-08-18		5	0.2%
2017-08-19		2	0.1%
2017-08-20		4	0.2%
2017-08-21		10	0.5%
2017-08-22		12	0.6%
2017-08-23		7	0.3%
2017-08-24		5	0.2%
2017-08-25		4	0.2%
2017-08-26		5	0.2%
2017-08-27		3	0.1%
2017-08-28		4	0.2%
2017-08-29		7	0.3%
2017-08-30		6	0.3%
2017-08-31		6	0.3%
2017-09-01		7	0.3%
2017-09-02		7	0.3%
2017-09-03		7	0.3%
2017-09-04		5	0.2%
2017-09-05		1	0.0%

## File : data1

# int\_date: 完訪日期

Value	Label	Cases	Percentage
2017-09-06		4	<div></div> 0.2%
2017-09-07		4	<div></div> 0.2%
2017-09-08		9	<div></div> 0.4%
2017-09-09		7	<div></div> 0.3%
2017-09-10		2	<div></div> 0.1%
2017-09-11		12	<div></div> 0.6%
2017-09-12		14	<div></div> 0.7%
2017-09-13		2	<div></div> 0.1%
2017-09-14		10	<div></div> 0.5%
2017-09-15		7	<div></div> 0.3%
2017-09-16		6	<div></div> 0.3%
2017-09-17		4	<div></div> 0.2%
2017-09-18		5	<div></div> 0.2%
2017-09-19		6	<div></div> 0.3%
2017-09-20		1	<div></div> 0.0%
2017-09-21		5	<div></div> 0.2%
2017-09-22		2	<div></div> 0.1%
2017-09-23		3	<div></div> 0.1%
2017-09-24		6	<div></div> 0.3%
2017-09-25		6	<div></div> 0.3%
2017-09-26		3	<div></div> 0.1%
2017-09-27		8	<div></div> 0.4%
2017-09-28		2	<div></div> 0.1%
2017-09-29		2	<div></div> 0.1%
2017-09-30		2	<div></div> 0.1%
2017-10-01		6	<div></div> 0.3%
2017-10-02		4	<div></div> 0.2%
2017-10-03		2	<div></div> 0.1%
2017-10-04		5	<div></div> 0.2%
2017-10-05		3	<div></div> 0.1%
2017-10-06		9	<div></div> 0.4%
2017-10-07		5	<div></div> 0.2%
2017-10-08		2	<div></div> 0.1%
2017-10-09		4	<div></div> 0.2%
2017-10-10		2	<div></div> 0.1%
2017-10-11		2	<div></div> 0.1%
2017-10-12		3	<div></div> 0.1%
2017-10-13		3	<div></div> 0.1%
2017-10-14		6	<div></div> 0.3%
2017-10-15		5	<div></div> 0.2%
2017-10-16		7	<div></div> 0.3%
2017-10-17		13	<div></div> 0.6%
2017-10-18		6	<div></div> 0.3%

# File : data1

# int\_date: 完訪日期

Value	Label	Cases	Percentage
2017-10-19		3	<div></div> 0.1%
2017-10-20		5	<div></div> 0.2%
2017-10-22		7	<div></div> 0.3%
2017-10-23		7	<div></div> 0.3%
2017-10-24		7	<div></div> 0.3%
2017-10-25		9	<div></div> 0.4%
2017-10-26		4	<div></div> 0.2%
2017-10-27		7	<div></div> 0.3%
2017-10-28		10	<div></div> 0.5%
2017-10-29		10	<div></div> 0.5%
2017-10-30		9	<div></div> 0.4%
2017-10-31		6	<div></div> 0.3%
2017-11-01		7	<div></div> 0.3%
2017-11-02		7	<div></div> 0.3%
2017-11-03		6	<div></div> 0.3%
2017-11-04		7	<div></div> 0.3%
2017-11-05		3	<div></div> 0.1%
2017-11-06		7	<div></div> 0.3%
2017-11-07		8	<div></div> 0.4%
2017-11-08		1	<div></div> 0.0%
2017-11-09		9	<div></div> 0.4%
2017-11-10		5	<div></div> 0.2%
2017-11-11		3	<div></div> 0.1%
2017-11-12		3	<div></div> 0.1%
2017-11-13		8	<div></div> 0.4%
2017-11-14		14	<div></div> 0.7%
2017-11-15		4	<div></div> 0.2%
2017-11-16		7	<div></div> 0.3%
2017-11-17		1	<div></div> 0.0%
2017-11-18		3	<div></div> 0.1%
2017-11-19		4	<div></div> 0.2%
2017-11-20		5	<div></div> 0.2%
2017-11-21		5	<div></div> 0.2%
2017-11-22		6	<div></div> 0.3%
2017-11-23		6	<div></div> 0.3%
2017-11-24		6	<div></div> 0.3%
2017-11-25		3	<div></div> 0.1%
2017-11-26		9	<div></div> 0.4%
2017-11-27		5	<div></div> 0.2%
2017-11-28		7	<div></div> 0.3%
2017-11-29		8	<div></div> 0.4%
2017-11-30		7	<div></div> 0.3%
2017-12-01		12	<div></div> 0.6%

## File : data1

# int\_date: 完訪日期

Value	Label	Cases	Percentage
2017-12-02		6	0.3%
2017-12-03		5	0.2%
2017-12-04		6	0.3%
2017-12-05		7	0.3%
2017-12-06		2	0.1%
2017-12-07		4	0.2%
2017-12-08		5	0.2%
2017-12-09		6	0.3%
2017-12-10		6	0.3%
2017-12-11		8	0.4%
2017-12-12		4	0.2%
2017-12-13		6	0.3%
2017-12-14		7	0.3%
2017-12-15		7	0.3%
2017-12-16		5	0.2%
2017-12-17		4	0.2%
2017-12-18		4	0.2%
2017-12-19		3	0.1%
2017-12-20		9	0.4%
2017-12-21		5	0.2%
2017-12-22		7	0.3%
2017-12-23		5	0.2%
2017-12-24		9	0.4%
2017-12-25		5	0.2%
2017-12-26		6	0.3%
2017-12-28		5	0.2%
2017-12-29		11	0.5%
2017-12-30		7	0.3%
2017-12-31		2	0.1%
2018-01-01		6	0.3%
2018-01-02		3	0.1%
2018-01-03		6	0.3%
2018-01-04		6	0.3%
2018-01-05		3	0.1%
2018-01-06		7	0.3%
2018-01-07		10	0.5%
2018-01-08		6	0.3%
2018-01-09		6	0.3%
2018-01-10		4	0.2%
2018-01-11		9	0.4%
2018-01-12		4	0.2%
2018-01-13		6	0.3%
2018-01-14		11	0.5%

## File : data1

# int\_date: 完訪日期

Value	Label	Cases	Percentage
2018-01-15		15	0.7%
2018-01-16		4	0.2%
2018-01-17		6	0.3%
2018-01-18		8	0.4%
2018-01-19		3	0.1%
2018-01-20		6	0.3%
2018-01-21		6	0.3%
2018-01-22		4	0.2%
2018-01-23		7	0.3%
2018-01-24		6	0.3%
2018-01-25		8	0.4%
2018-01-26		5	0.2%
2018-01-27		3	0.1%
2018-01-28		7	0.3%
2018-01-29		4	0.2%
2018-01-30		7	0.3%
2018-01-31		6	0.3%
2018-02-01		5	0.2%
2018-02-02		1	0.0%
2018-02-03		6	0.3%
2018-02-04		3	0.1%
2018-02-05		3	0.1%
2018-02-06		3	0.1%
2018-02-07		3	0.1%
2018-02-08		2	0.1%
2018-02-09		4	0.2%
2018-02-10		4	0.2%
2018-02-11		7	0.3%
2018-02-12		2	0.1%
2018-02-13		3	0.1%
2018-02-14		4	0.2%
2018-02-15		1	0.0%
2018-02-19		2	0.1%
2018-02-20		6	0.3%
2018-02-21		3	0.1%
2018-02-22		2	0.1%
2018-02-23		5	0.2%
2018-02-24		3	0.1%
2018-02-25		6	0.3%
2018-02-26		7	0.3%
2018-02-27		4	0.2%
2018-02-28		8	0.4%
2018-03-01		8	0.4%



## File : data1

# int\_date: 完訪日期

Value	Label	Cases	Percentage
2018-03-02		4	<div></div> 0.2%
2018-03-03		5	<div></div> 0.2%
2018-03-04		5	<div></div> 0.2%
2018-03-05		6	<div></div> 0.3%
2018-03-06		7	<div></div> 0.3%
2018-03-07		5	<div></div> 0.2%
2018-03-08		5	<div></div> 0.2%
2018-03-09		10	<div></div> 0.5%
2018-03-10		5	<div></div> 0.2%
2018-03-11		9	<div></div> 0.4%
2018-03-12		7	<div></div> 0.3%
2018-03-13		5	<div></div> 0.2%
2018-03-14		3	<div></div> 0.1%
2018-03-15		8	<div></div> 0.4%
2018-03-16		5	<div></div> 0.2%
2018-03-17		3	<div></div> 0.1%
2018-03-18		7	<div></div> 0.3%
2018-03-19		3	<div></div> 0.1%
2018-03-20		2	<div></div> 0.1%
2018-03-21		4	<div></div> 0.2%
2018-03-22		1	<div></div> 0.0%
2018-03-23		5	<div></div> 0.2%
2018-03-24		3	<div></div> 0.1%
2018-03-25		4	<div></div> 0.2%
2018-03-26		6	<div></div> 0.3%
2018-03-27		6	<div></div> 0.3%
2018-03-28		4	<div></div> 0.2%
2018-03-29		2	<div></div> 0.1%
2018-03-30		1	<div></div> 0.0%
2018-03-31		2	<div></div> 0.1%
2018-04-01		3	<div></div> 0.1%
2018-04-02		3	<div></div> 0.1%
2018-04-03		3	<div></div> 0.1%
2018-04-04		3	<div></div> 0.1%
2018-04-06		2	<div></div> 0.1%
2018-04-07		3	<div></div> 0.1%
2018-04-08		3	<div></div> 0.1%
2018-04-09		4	<div></div> 0.2%
2018-04-10		1	<div></div> 0.0%
2018-04-11		2	<div></div> 0.1%
2018-04-12		3	<div></div> 0.1%
2018-04-13		2	<div></div> 0.1%
2018-04-14		4	<div></div> 0.2%

## File : data1

# **int\_date:** 完訪日期

Value	Label	Cases	Percentage
2018-04-17		2	<div><div></div></div> 0.1%
2018-04-19		1	<div><div></div></div> 0.0%
2018-04-21		3	<div><div></div></div> 0.1%
2018-04-23		1	<div><div></div></div> 0.0%
2018-04-24		1	<div><div></div></div> 0.0%
2018-04-25		1	<div><div></div></div> 0.0%
2018-04-29		1	<div><div></div></div> 0.0%
2018-04-30		1	<div><div></div></div> 0.0%
2018-05-06		1	<div><div></div></div> 0.0%
2018-05-07		1	<div><div></div></div> 0.0%

Warning: these figures indicate the number of cases found in the data file. They cannot be interpreted as summary statistics of the population of interest.

# **baby\_sex:** 幼兒性別

<b>Information</b>	[Type= discrete] [Format=numeric] [Range= 1-2] [Missing=*]		
<b>Statistics [NW/ W]</b>	[Valid=2031 /-] [Invalid=0 /-]		
Value	Label	Cases	Percentage
1	男	1029	<div><div></div></div> 50.7%
2	女	1002	<div><div></div></div> 49.3%

Warning: these figures indicate the number of cases found in the data file. They cannot be interpreted as summary statistics of the population of interest.

# **relationship:** 填答者與幼兒關係

<b>Information</b>	[Type= discrete] [Format=numeric] [Range= 2-31] [Missing=*]		
<b>Statistics [NW/ W]</b>	[Valid=2031 /-] [Invalid=0 /-]		
Value	Label	Cases	Percentage
2	親生父親	308	<div><div></div></div> 15.2%
3	親生母親	1675	<div><div></div></div> 82.5%
4	養父	3	<div><div></div></div> 0.1%
5	養母	0	
6	繼父	0	
7	繼母	0	
8	寄養父親	1	<div><div></div></div> 0.0%
9	寄養母親	0	
10	祖父	2	<div><div></div></div> 0.1%
11	祖母	29	<div><div></div></div> 1.4%
12	外祖父	2	<div><div></div></div> 0.1%
13	外祖母	8	<div><div></div></div> 0.4%
14	伯父	0	
15	伯母	0	
16	叔叔	0	
17	嬸嬸	0	
18	姑姑	0	
19	姑丈	0	
20	舅舅	0	
21	舅媽	0	

## File : data1

# **relationship:** 填答者與幼兒關係

Value	Label	Cases	Percentage
22	阿姨	0	
23	姨丈	0	
24	兄弟	0	
25	表/堂兄弟	0	
26	姊妹	0	
27	表/堂姊妹	0	
28	保母	0	
29	鄰居	0	
30	父母親的男(女)朋友或同居人	0	
31	其他	3	0.1%

Warning: these figures indicate the number of cases found in the data file. They cannot be interpreted as summary statistics of the population of interest.

# **pfa0101:** 一.1. 這孩子親生父母的出生年?父

Information	[Type= discrete] [Format=numeric] [Range= 1-4] [Missing=*]
Statistics [NW/ W]	[Valid=2031 /-] [Invalid=0 /-]

Value	Label	Cases	Percentage
1	填寫民國年	1998	98.4%
2	不知道	15	0.7%
3	拒答	5	0.2%
4	不適用	13	0.6%

Warning: these figures indicate the number of cases found in the data file. They cannot be interpreted as summary statistics of the population of interest.

# **pfa0101a:** 一.1. 這孩子親生父母是民國幾年出生?父

Information	[Type= discrete] [Format=numeric] [Range= 42-9999] [Missing=*]
Statistics [NW/ W]	[Valid=2031 /-] [Invalid=0 /-]

Value	Label	Cases	Percentage
42		1	0.0%
43		1	0.0%
44		2	0.1%
46		2	0.1%
47		2	0.1%
48		2	0.1%
49		5	0.2%
50		1	0.0%
51		5	0.2%
52		6	0.3%
53		7	0.3%
54		8	0.4%
55		11	0.5%
56		7	0.3%
57		16	0.8%
58		26	1.3%
59		36	1.8%
60		35	1.7%

## File : data1

# pfa0101a: 一.1. 這孩子親生父母是民國幾年出生?父

Value	Label	Cases	Percentage
61		44	2.2%
62		55	2.7%
63		71	3.5%
64		90	4.4%
65		129	6.4%
66		148	7.3%
67		174	8.6%
68		166	8.2%
69		145	7.1%
70		172	8.5%
71		145	7.1%
72		127	6.3%
73		103	5.1%
74		71	3.5%
75		58	2.9%
76		39	1.9%
77		21	1.0%
78		19	0.9%
79		19	0.9%
80		9	0.4%
81		4	0.2%
82		3	0.1%
83		5	0.2%
84		4	0.2%
85		2	0.1%
8888	不知道	2	0.1%
9996	跳答	33	1.6%
9999	遺漏值	0	

Warning: these figures indicate the number of cases found in the data file. They cannot be interpreted as summary statistics of the population of interest.

# pfa0102: 一.1. 這孩子親生父母的出生年?母

Information	[Type= discrete] [Format=numeric] [Range= 1-4] [Missing=*]		
Statistics [NW/ W]	[Valid=2031 /-] [Invalid=0 /-]		
Value	Label	Cases	Percentage
1	填寫民國年	2009	98.9%
2	不知道	7	0.3%
3	拒答	3	0.1%
4	不適用	12	0.6%

Warning: these figures indicate the number of cases found in the data file. They cannot be interpreted as summary statistics of the population of interest.

# pfa0102a: 一.1. 這孩子親生父母是民國幾年出生?母

Information	[Type= discrete] [Format=numeric] [Range= 49-9999] [Missing=*]		
Statistics [NW/ W]	[Valid=2031 /-] [Invalid=0 /-]		

## File : data1

# pfa0102a: 一.1. 這孩子親生父母是民國幾年出生?母

Value	Label	Cases	Percentage
49		1	0.0%
53		1	0.0%
54		1	0.0%
57		3	0.1%
58		2	0.1%
59		4	0.2%
60		7	0.3%
61		9	0.4%
62		21	1.0%
63		42	2.1%
64		60	3.0%
65		94	4.6%
66		103	5.1%
67		137	6.7%
68		179	8.8%
69		160	7.9%
70		185	9.1%
71		162	8.0%
72		160	7.9%
73		151	7.4%
74		123	6.1%
75		89	4.4%
76		66	3.2%
77		77	3.8%
78		65	3.2%
79		43	2.1%
80		17	0.8%
81		14	0.7%
82		12	0.6%
83		7	0.3%
84		8	0.4%
85		5	0.2%
8888	不知道	1	0.0%
9996	跳答	22	1.1%
9999	遺漏值	0	

Warning: these figures indicate the number of cases found in the data file. They cannot be interpreted as summary statistics of the population of interest.

# pfa0201: 一.2. 這孩子親生父母的教育程度：父

Information	[Type= discrete] [Format=numeric] [Range= 1-9] [Missing=*]		
Statistics [NW/ W]	[Valid=2031 /-] [Invalid=0 /-]		
Value	Label	Cases	Percentage
1	國小及以下	11	0.5%
2	國(初)中	113	5.6%

## File : data1

### # pfa0201: 一.2.這孩子親生父母的教育程度：父

Value	Label	Cases	Percentage
3	高中(職)	553	<div><div></div></div> 27.2%
4	專科	302	<div><div></div></div> 14.9%
5	大學/二技	681	<div><div></div></div> 33.5%
6	碩士及以上	340	<div><div></div></div> 16.7%
7	不知道	15	<div><div></div></div> 0.7%
8	拒答	5	<div><div></div></div> 0.2%
9	不適用	11	<div><div></div></div> 0.5%

Warning: these figures indicate the number of cases found in the data file. They cannot be interpreted as summary statistics of the population of interest.

### # pfa0202: 一.2.這孩子親生父母的教育程度：母

Information	[Type= discrete] [Format=numeric] [Range= 1-9] [Missing=*]
Statistics [NW/ W]	[Valid=2031 /-] [Invalid=0 /-]

Value	Label	Cases	Percentage
1	國小及以下	20	<div><div></div></div> 1.0%
2	國(初)中	99	<div><div></div></div> 4.9%
3	高中(職)	508	<div><div></div></div> 25.0%
4	專科	313	<div><div></div></div> 15.4%
5	大學/二技	845	<div><div></div></div> 41.6%
6	碩士及以上	222	<div><div></div></div> 10.9%
7	不知道	8	<div><div></div></div> 0.4%
8	拒答	3	<div><div></div></div> 0.1%
9	不適用	13	<div><div></div></div> 0.6%

Warning: these figures indicate the number of cases found in the data file. They cannot be interpreted as summary statistics of the population of interest.

### # pfa03: 一.3.這孩子親生父親的原國籍

Information	[Type= discrete] [Format=numeric] [Range= 1-9999] [Missing=*]
Statistics [NW/ W]	[Valid=2031 /-] [Invalid=0 /-]

Value	Label	Cases	Percentage
1	本國(非原住民)[跳答第4題]	1932	<div><div></div></div> 95.1%
2	本國(原住民)[跳答第4題]	62	<div><div></div></div> 3.1%
3	大陸地區[續答第3.3-3.4題]	2	<div><div></div></div> 0.1%
4	港澳[續答第3.3-3.4題]	2	<div><div></div></div> 0.1%
5	東南亞[續答第3.1題及第3.3-3.4題]	12	<div><div></div></div> 0.6%
6	其他亞洲國家[續答第3.2題及第3.3-3.4題]	0	<div><div></div></div>
7	其他國家[續答第3.3-3.4題]	7	<div><div></div></div> 0.3%
8	不知道[跳答第4題]	4	<div><div></div></div> 0.2%
9	拒答[跳答第4題]	5	<div><div></div></div> 0.2%
10	不適用[跳答第4題]	4	<div><div></div></div> 0.2%
9999	遺漏值	1	<div><div></div></div> 0.0%

Warning: these figures indicate the number of cases found in the data file. They cannot be interpreted as summary statistics of the population of interest.

### # pfa0301: 一.3.1.這孩子親生父親的原國籍(5)東南亞國籍為

Information	[Type= discrete] [Format=numeric] [Range= 1-9999] [Missing=*]
Statistics [NW/ W]	[Valid=2031 /-] [Invalid=0 /-]

## File : data1

# pfa0301: 一.3.1. 這孩子親生父親的原國籍(5)東南亞國籍為

Value	Label	Cases	Percentage
1	越南	1	0.0%
2	印尼	3	0.1%
3	馬來西亞	1	0.0%
4	新加坡	0	
5	菲律賓	0	
6	泰國	3	0.1%
7	緬甸	3	0.1%
8	柬埔寨	0	
9	其他東南亞國家	1	0.0%
9996	跳答	2018	99.4%
9999	遺漏值	1	0.0%

Warning: these figures indicate the number of cases found in the data file. They cannot be interpreted as summary statistics of the population of interest.

# pfa0301a: 一.3.1. 這孩子親生父親的原國籍(5)東南亞國籍為其他東南亞國家(請說明)

Information	[Type= discrete] [Format=character] [Missing=*]
Statistics [NW/ W]	[Valid=1 /-] [Invalid=0 /-]

Value	Label	Cases	Percentage
孟加拉		1	100.0%

Warning: these figures indicate the number of cases found in the data file. They cannot be interpreted as summary statistics of the population of interest.

# pfa0302: 一.3.2. 這孩子親生父親的原國籍(6)其他亞洲國家國籍為

Information	[Type= discrete] [Format=numeric] [Range= 1-9999] [Missing=*]
Statistics [NW/ W]	[Valid=2031 /-] [Invalid=0 /-]

Value	Label	Cases	Percentage
1	日本	0	
2	南韓	0	
3	其他	0	
9996	跳答	2018	99.4%
9999	遺漏值	13	0.6%

Warning: these figures indicate the number of cases found in the data file. They cannot be interpreted as summary statistics of the population of interest.

# pfa0302a: 一.3.2. 這孩子親生父親的原國籍(6)其他亞洲國家國籍為其他(請說明)

Information	[Type= discrete] [Format=character] [Missing=*]
Statistics [NW/ W]	[Valid=0 /-] [Invalid=0 /-]

# pfa03a: 一.3. 這孩子親生父親的原國籍(7)其他國家(請說明)

Information	[Type= discrete] [Format=character] [Missing=*]
Statistics [NW/ W]	[Valid=7 /-] [Invalid=0 /-]

Value	Label	Cases	Percentage
8888		1	14.3%
德國		1	14.3%
法國		3	42.9%
美國		1	14.3%
美國西雅圖		1	14.3%

Warning: these figures indicate the number of cases found in the data file. They cannot be interpreted as summary statistics of the population of interest.

<b>File : data1</b>			
# pfa0303: 一.3.3.這孩子父親在台灣居住的時間約__年			
Information	[Type= discrete] [Format=numeric] [Range= 0-9999] [Missing=*]		
Statistics [NW/ W]	[Valid=2031 /-] [Invalid=0 /-]		
Value	Label	Cases	Percentage
0		2	0.1%
2		1	0.0%
4		1	0.0%
5		1	0.0%
6		1	0.0%
8		2	0.1%
9		1	0.0%
10		2	0.1%
12		1	0.0%
14		1	0.0%
15		1	0.0%
17		1	0.0%
20		1	0.0%
22		1	0.0%
24		1	0.0%
26		1	0.0%
29		1	0.0%
40		1	0.0%
47		1	0.0%
8888	不知道	0	
9996	跳答	2007	98.8%
9999	遺漏值	2	0.1%
Warning: these figures indicate the number of cases found in the data file. They cannot be interpreted as summary statistics of the population of interest.			
# pfa030401: 一.3.4.1.這孩子父親中文的聽說讀寫能力如何?[聽]			
Information	[Type= discrete] [Format=numeric] [Range= 1-9999] [Missing=*]		
Statistics [NW/ W]	[Valid=2031 /-] [Invalid=0 /-]		
Value	Label	Cases	Percentage
1	完全不會	1	0.0%
2	稍弱	1	0.0%
3	尚可	4	0.2%
4	流利	8	0.4%
5	非常流利	8	0.4%
6	拒答	0	
9996	跳答	2007	98.8%
9999	遺漏值	2	0.1%
Warning: these figures indicate the number of cases found in the data file. They cannot be interpreted as summary statistics of the population of interest.			
# pfa030402: 一.3.4.2.這孩子父親中文的聽說讀寫能力如何?[說]			
Information	[Type= discrete] [Format=numeric] [Range= 1-9999] [Missing=*]		
Statistics [NW/ W]	[Valid=2031 /-] [Invalid=0 /-]		



<b>File : data1</b>			
# pfa030402: 一.3.4.2.這孩子父親中文的聽說讀寫能力如何?[說]			
<b>Value</b>	<b>Label</b>	<b>Cases</b>	<b>Percentage</b>
1	完全不會	1	0.0%
2	稍弱	2	0.1%
3	尚可	4	0.2%
4	流利	6	0.3%
5	非常流利	9	0.4%
6	拒答	0	
9996	跳答	2007	98.8%
9999	遺漏值	2	0.1%
Warning: these figures indicate the number of cases found in the data file. They cannot be interpreted as summary statistics of the population of interest.			
# pfa030403: 一.3.4.3.這孩子父親中文的聽說讀寫能力如何?[讀]			
<b>Information</b>	[Type= discrete] [Format=numeric] [Range= 1-9999] [Missing=*]		
<b>Statistics [NW/ W]</b>	[Valid=2031 /-] [Invalid=0 /-]		
<b>Value</b>	<b>Label</b>	<b>Cases</b>	<b>Percentage</b>
1	完全不會	6	0.3%
2	稍弱	3	0.1%
3	尚可	2	0.1%
4	流利	5	0.2%
5	非常流利	6	0.3%
6	拒答	0	
9996	跳答	2007	98.8%
9999	遺漏值	2	0.1%
Warning: these figures indicate the number of cases found in the data file. They cannot be interpreted as summary statistics of the population of interest.			
# pfa030404: 一.3.4.4.這孩子父親中文的聽說讀寫能力如何?[寫]			
<b>Information</b>	[Type= discrete] [Format=numeric] [Range= 1-9999] [Missing=*]		
<b>Statistics [NW/ W]</b>	[Valid=2031 /-] [Invalid=0 /-]		
<b>Value</b>	<b>Label</b>	<b>Cases</b>	<b>Percentage</b>
1	完全不會	8	0.4%
2	稍弱	4	0.2%
3	尚可	1	0.0%
4	流利	3	0.1%
5	非常流利	6	0.3%
6	拒答	0	
9996	跳答	2007	98.8%
9999	遺漏值	2	0.1%
Warning: these figures indicate the number of cases found in the data file. They cannot be interpreted as summary statistics of the population of interest.			
# pfa04: 一.4.這孩子親生母親的原國籍			
<b>Information</b>	[Type= discrete] [Format=numeric] [Range= 1-9999] [Missing=*]		
<b>Statistics [NW/ W]</b>	[Valid=2031 /-] [Invalid=0 /-]		
<b>Value</b>	<b>Label</b>	<b>Cases</b>	<b>Percentage</b>
1	本國(非原住民)[跳答第5題]	1821	89.7%
2	本國(原住民)[跳答第5題]	60	3.0%

## File : data1

### # pfa04: 一.4. 這孩子親生母親的原國籍

Value	Label	Cases	Percentage
3	大陸地區[續答第4.3-4.4題]	64	<div><div></div></div> 3.2%
4	港澳[續答第4.3-4.4題]	4	<div><div></div></div> 0.2%
5	東南亞[續答第4.1題及第4.3-4.4題]	69	<div><div></div></div> 3.4%
6	其他亞洲國家[續答第4.2題及第4.3-4.4題]	2	<div><div></div></div> 0.1%
7	其他國家[續答第4.3-4.4題]	1	<div><div></div></div> 0.0%
8	不知道[跳答第5題]	4	<div><div></div></div> 0.2%
9	拒答[跳答第5題]	1	<div><div></div></div> 0.0%
10	不適用[跳答第5題]	5	<div><div></div></div> 0.2%
9999	遺漏值	0	

Warning: these figures indicate the number of cases found in the data file. They cannot be interpreted as summary statistics of the population of interest.

### # pfa0401: 一.4.1. 這孩子親生母親的原國籍(5)東南亞國籍為

Information	[Type= discrete] [Format=numeric] [Range= 1-9999] [Missing=*]
Statistics [NW/ W]	[Valid=2031 /-] [Invalid=0 /-]

Value	Label	Cases	Percentage
1	越南	46	<div><div></div></div> 2.3%
2	印尼	18	<div><div></div></div> 0.9%
3	馬來西亞	0	
4	新加坡	0	
5	菲律賓	1	<div><div></div></div> 0.0%
6	泰國	3	<div><div></div></div> 0.1%
7	緬甸	3	<div><div></div></div> 0.1%
8	柬埔寨	0	
9	其他東南亞國家	0	
9996	跳答	1960	<div><div></div></div> 96.5%
9999	遺漏值	0	

Warning: these figures indicate the number of cases found in the data file. They cannot be interpreted as summary statistics of the population of interest.

### # pfa0401a: 一.4.1. 這孩子親生母親的原國籍(5)東南亞國籍為其他東南亞國家(請說明)

Information	[Type= discrete] [Format=character] [Missing=*]
Statistics [NW/ W]	[Valid=0 /-] [Invalid=0 /-]

### # pfa0402: 一.4.2. 這孩子親生母親的原國籍(6)其他亞洲國家國籍為

Information	[Type= discrete] [Format=numeric] [Range= 1-9999] [Missing=*]
Statistics [NW/ W]	[Valid=2031 /-] [Invalid=0 /-]

Value	Label	Cases	Percentage
1	日本	0	
2	南韓	0	
3	其他	0	
9996	跳答	2029	<div><div></div></div> 99.9%
9999	遺漏值	2	<div><div></div></div> 0.1%

Warning: these figures indicate the number of cases found in the data file. They cannot be interpreted as summary statistics of the population of interest.

### # pfa0402a: 一.4.2. 這孩子親生母親的原國籍(6)其他亞洲國家國籍為其他(請說明)

Information	[Type= discrete] [Format=character] [Missing=*]
-------------	-------------------------------------------------

File : data1			
# pfa0402a: 一.4.2.這孩子親生母親的原國籍(6)其他亞洲國家國籍為其他(請說明)			
Statistics [NW/ W]		[Valid=0 /-] [Invalid=0 /-]	
# pfa04a: 一.4.這孩子親生母親的原國籍(7)其他國家(請說明)			
Information		[Type= discrete] [Format=character] [Missing=*]	
Statistics [NW/ W]		[Valid=1 /-] [Invalid=0 /-]	
Value	Label	Cases	Percentage
法國		1	<div></div> 100.0%
Warning: these figures indicate the number of cases found in the data file. They cannot be interpreted as summary statistics of the population of interest.			
# pfa0403: 一.4.3.這孩子母親在台灣居住的時間約__年			
Information		[Type= discrete] [Format=numeric] [Range= 0-9999] [Missing=*]	
Statistics [NW/ W]		[Valid=2031 /-] [Invalid=0 /-]	
Value	Label	Cases	Percentage
0		1	<div></div> 0.0%
1		2	<div></div> 0.1%
2		5	<div></div> 0.2%
3		1	<div></div> 0.0%
4		10	<div></div> 0.5%
5		21	<div></div> 1.0%
6		19	<div></div> 0.9%
7		10	<div></div> 0.5%
8		8	<div></div> 0.4%
9		5	<div></div> 0.2%
10		7	<div></div> 0.3%
11		6	<div></div> 0.3%
12		8	<div></div> 0.4%
13		3	<div></div> 0.1%
14		4	<div></div> 0.2%
15		5	<div></div> 0.2%
16		5	<div></div> 0.2%
17		9	<div></div> 0.4%
18		2	<div></div> 0.1%
19		1	<div></div> 0.0%
20		1	<div></div> 0.0%
25		2	<div></div> 0.1%
27		1	<div></div> 0.0%
37		1	<div></div> 0.0%
8888	不知道	3	<div></div> 0.1%
9996	跳答	1891	<div></div> 93.1%
9999	遺漏值	0	
Warning: these figures indicate the number of cases found in the data file. They cannot be interpreted as summary statistics of the population of interest.			
# pfa040401: 一.4.4.1.這孩子母親中文的聽說讀寫能力如何?[聽]			
Information		[Type= discrete] [Format=numeric] [Range= 1-9999] [Missing=*]	
Statistics [NW/ W]		[Valid=2031 /-] [Invalid=0 /-]	

<b>File : data1</b>			
# pfa040401: 一.4.4.1. 這孩子母親中文的聽說讀寫能力如何?[聽]			
<b>Value</b>	<b>Label</b>	<b>Cases</b>	<b>Percentage</b>
1	完全不會	0	
2	稍弱	2	0.1%
3	尚可	20	1.0%
4	流利	47	2.3%
5	非常流利	71	3.5%
6	拒答	0	
9996	跳答	1891	93.1%
9999	遺漏值	0	
Warning: these figures indicate the number of cases found in the data file. They cannot be interpreted as summary statistics of the population of interest.			
# pfa040402: 一.4.4.2. 這孩子母親中文的聽說讀寫能力如何?[說]			
<b>Information</b>	[Type= discrete] [Format=numeric] [Range= 1-9999] [Missing=*]		
<b>Statistics [NW/ W]</b>	[Valid=2031 /-] [Invalid=0 /-]		
<b>Value</b>	<b>Label</b>	<b>Cases</b>	<b>Percentage</b>
1	完全不會	0	
2	稍弱	3	0.1%
3	尚可	23	1.1%
4	流利	45	2.2%
5	非常流利	69	3.4%
6	拒答	0	
9996	跳答	1891	93.1%
9999	遺漏值	0	
Warning: these figures indicate the number of cases found in the data file. They cannot be interpreted as summary statistics of the population of interest.			
# pfa040403: 一.4.4.3. 這孩子母親中文的聽說讀寫能力如何?[讀]			
<b>Information</b>	[Type= discrete] [Format=numeric] [Range= 1-9999] [Missing=*]		
<b>Statistics [NW/ W]</b>	[Valid=2031 /-] [Invalid=0 /-]		
<b>Value</b>	<b>Label</b>	<b>Cases</b>	<b>Percentage</b>
1	完全不會	16	0.8%
2	稍弱	25	1.2%
3	尚可	21	1.0%
4	流利	30	1.5%
5	非常流利	48	2.4%
6	拒答	0	
9996	跳答	1891	93.1%
9999	遺漏值	0	
Warning: these figures indicate the number of cases found in the data file. They cannot be interpreted as summary statistics of the population of interest.			
# pfa040404: 一.4.4.4. 這孩子母親中文的聽說讀寫能力如何?[寫]			
<b>Information</b>	[Type= discrete] [Format=numeric] [Range= 1-9999] [Missing=*]		
<b>Statistics [NW/ W]</b>	[Valid=2031 /-] [Invalid=0 /-]		
<b>Value</b>	<b>Label</b>	<b>Cases</b>	<b>Percentage</b>
1	完全不會	16	0.8%
2	稍弱	46	2.3%

## File : data1

# pfa040404: 一.4.4.4.這孩子母親中文的聽說讀寫能力如何?[寫]

Value	Label	Cases	Percentage
3	尚可	18	0.9%
4	流利	21	1.0%
5	非常流利	39	1.9%
6	拒答	0	
9996	跳答	1891	93.1%
9999	遺漏值	0	

Warning: these figures indicate the number of cases found in the data file. They cannot be interpreted as summary statistics of the population of interest.

# pfa05: 一.5.這孩子父母的婚姻狀況

Information	[Type= discrete] [Format=numeric] [Range= 1-9999] [Missing=*]
Statistics [NW/ W]	[Valid=2031 /-] [Invalid=0 /-]

Value	Label	Cases	Percentage
1	已婚	1882	92.7%
2	離婚或分居	86	4.2%
3	同居但未結婚	18	0.9%
4	未結婚也未同居	32	1.6%
5	配偶過世	10	0.5%
6	其他	1	0.0%
7	不知道	1	0.0%
8	拒答	1	0.0%
9	不適用	0	
9999	遺漏值	0	

Warning: these figures indicate the number of cases found in the data file. They cannot be interpreted as summary statistics of the population of interest.

# pfa05a: 一.5.這孩子父母的婚姻狀況：其他

Information	[Type= discrete] [Format=character] [Missing=*]
Statistics [NW/ W]	[Valid=1 /-] [Invalid=0 /-]

Value	Label	Cases	Percentage
離婚後但仍同居		1	100.0%

Warning: these figures indicate the number of cases found in the data file. They cannot be interpreted as summary statistics of the population of interest.

# pfa06: 一.6.這孩子是否享有下列育兒的相關津貼/補助?

Information	[Type= discrete] [Format=numeric] [Range= 1-9999] [Missing=*]
Statistics [NW/ W]	[Valid=2031 /-] [Invalid=0 /-]

Value	Label	Cases	Percentage
1	都沒有	77	3.8%
2	有[續答第6.1題]	1948	95.9%
3	不適用(如非監護人)	3	0.1%
4	拒答	0	
5	不知道	3	0.1%
9999	遺漏值	0	

Warning: these figures indicate the number of cases found in the data file. They cannot be interpreted as summary statistics of the population of interest.

<b>File : data1</b>			
# pfa060101: 一.6.1.這孩子享有育兒的津貼/補助為 <b>(1)</b> 各縣市生育獎勵/津貼/補助			
Information	[Type= discrete] [Format=numeric] [Range= 0-9999] [Missing=*]		
Statistics [NW/ W]	[Valid=2031 /-] [Invalid=0 /-]		
Value	Label	Cases	Percentage
0	沒有	72	<div><div></div></div> 3.5%
1	有	1876	<div><div></div></div> 92.4%
9996	跳答	83	<div><div></div></div> 4.1%
9999	遺漏值	0	
Warning: these figures indicate the number of cases found in the data file. They cannot be interpreted as summary statistics of the population of interest.			
# pfa060102: 一.6.1.這孩子享有育兒的津貼/補助為 <b>(2)</b> 父母未就業家庭育兒津貼/台北市育兒津貼			
Information	[Type= discrete] [Format=numeric] [Range= 0-9999] [Missing=*]		
Statistics [NW/ W]	[Valid=2031 /-] [Invalid=0 /-]		
Value	Label	Cases	Percentage
0	沒有	1198	<div><div></div></div> 59.0%
1	有	750	<div><div></div></div> 36.9%
9996	跳答	83	<div><div></div></div> 4.1%
9999	遺漏值	0	
Warning: these figures indicate the number of cases found in the data file. They cannot be interpreted as summary statistics of the population of interest.			
# pfa060103: 一.6.1.這孩子享有育兒的津貼/補助為 <b>(3)</b> 保母托育費用補助- 保母資格為幼保相關科系畢業或結訓保母者			
Information	[Type= discrete] [Format=numeric] [Range= 0-9999] [Missing=*]		
Statistics [NW/ W]	[Valid=2031 /-] [Invalid=0 /-]		
Value	Label	Cases	Percentage
0	沒有	1870	<div><div></div></div> 92.1%
1	有	78	<div><div></div></div> 3.8%
9996	跳答	83	<div><div></div></div> 4.1%
9999	遺漏值	0	
Warning: these figures indicate the number of cases found in the data file. They cannot be interpreted as summary statistics of the population of interest.			
# pfa060104: 一.6.1.這孩子享有育兒的津貼/補助為 <b>(4)</b> 保母托育費用補助- 保母資格為證照保母者			
Information	[Type= discrete] [Format=numeric] [Range= 0-9999] [Missing=*]		
Statistics [NW/ W]	[Valid=2031 /-] [Invalid=0 /-]		
Value	Label	Cases	Percentage
0	沒有	1836	<div><div></div></div> 90.4%
1	有	112	<div><div></div></div> 5.5%
9996	跳答	83	<div><div></div></div> 4.1%
9999	遺漏值	0	
Warning: these figures indicate the number of cases found in the data file. They cannot be interpreted as summary statistics of the population of interest.			
# pfa060105: 一.6.1.這孩子享有育兒的津貼/補助為 <b>(5)</b> 5歲幼兒免學費教育計畫			
Information	[Type= discrete] [Format=numeric] [Range= 0-9999] [Missing=*]		
Statistics [NW/ W]	[Valid=2031 /-] [Invalid=0 /-]		
Value	Label	Cases	Percentage
0	沒有	1939	<div><div></div></div> 95.5%

## File : data1

# pfa060105: 一.6.1.這孩子享有育兒的津貼/補助為(5)5歲幼兒免學費教育計畫

Value	Label	Cases	Percentage
1	有	9	0.4%
9996	跳答	83	4.1%
9999	遺漏值	0	

Warning: these figures indicate the number of cases found in the data file. They cannot be interpreted as summary statistics of the population of interest.

# pfa060106: 一.6.1.這孩子享有育兒的津貼/補助為(6)弱勢家庭兒童托育補助

Information	[Type= discrete] [Format=numeric] [Range= 0-9999] [Missing=*]
Statistics [NW/ W]	[Valid=2031 /-] [Invalid=0 /-]

Value	Label	Cases	Percentage
0	沒有	1921	94.6%
1	有	27	1.3%
9996	跳答	83	4.1%
9999	遺漏值	0	

Warning: these figures indicate the number of cases found in the data file. They cannot be interpreted as summary statistics of the population of interest.

# pfa060107: 一.6.1.這孩子享有育兒的津貼/補助為(7)弱勢家庭兒童臨時托育補助

Information	[Type= discrete] [Format=numeric] [Range= 0-9999] [Missing=*]
Statistics [NW/ W]	[Valid=2031 /-] [Invalid=0 /-]

Value	Label	Cases	Percentage
0	沒有	1942	95.6%
1	有	6	0.3%
9996	跳答	83	4.1%
9999	遺漏值	0	

Warning: these figures indicate the number of cases found in the data file. They cannot be interpreted as summary statistics of the population of interest.

# pfa060108: 一.6.1.這孩子享有育兒的津貼/補助為(8)其他

Information	[Type= discrete] [Format=numeric] [Range= 0-9999] [Missing=*]
Statistics [NW/ W]	[Valid=2031 /-] [Invalid=0 /-]

Value	Label	Cases	Percentage
0	沒有	1753	86.3%
1	有	195	9.6%
9996	跳答	83	4.1%
9999	遺漏值	0	

Warning: these figures indicate the number of cases found in the data file. They cannot be interpreted as summary statistics of the population of interest.

# pfa060108a: 一.6.1.這孩子享有育兒的津貼/補助為(8)其他(請說明)

Information	[Type= discrete] [Format=character] [Missing=*]
Statistics [NW/ W]	[Valid=195 /-] [Invalid=0 /-]

Value	Label	Cases	Percentage
2-4歲幼兒就學補助		22	11.3%
4歲幼兒學費補助		1	0.5%
8888		1	0.5%
中低收入		1	0.5%

## File : data1

# pfa060108a: 一.6.1.這孩子享有育兒的津貼/補助為(8)其他(請說明)

Value	Label	Cases	Percentage
中低收入家庭補助		1	0.5%
中低收入戶補助		1	0.5%
低收補助		3	1.5%
兒少津貼		4	2.1%
內政部育兒津貼		1	0.5%
公保		1	0.5%
公保育兒津貼		1	0.5%
六輕回饋金		1	0.5%
勞保生育津貼		50	25.6%
原住民就學津貼		1	0.5%
原住民幼兒教育補助		1	0.5%
原住民幼兒補助		1	0.5%
原住民補助		1	0.5%
原民幼托補助		1	0.5%
台中市托育一條龍		25	12.8%
單親家庭補助		9	4.6%
國民年金生育津貼		1	0.5%
國民年金生育補助		6	3.1%
夜間補助		1	0.5%
小班幼兒園補助		1	0.5%
幼兒園托育補助		18	9.2%
弱勢兒少		1	0.5%
早療交通補助		2	1.0%
普台中學補助 幼兒津貼		1	0.5%
曾經有低收補助		1	0.5%
殘障津貼		1	0.5%
特境津貼, 勞保生育津貼		1	0.5%
特殊境遇家庭		2	1.0%
發展遲緩教育補助		1	0.5%
第三胎醫療補助		1	0.5%
育兒津貼		1	0.5%
育嬰假津貼		19	9.7%



<b>File : data1</b>			
# pfa060108a: 一.6.1.這孩子享有育兒的津貼/補助為(8)其他(請說明)			
<b>Value</b>	<b>Label</b>	<b>Cases</b>	<b>Percentage</b>
註冊費減免		1	<div><div></div></div> 0.5%
身障補助		1	<div><div></div></div> 0.5%
軍公教生育津貼		3	<div><div></div></div> 1.5%
農保生育津貼		3	<div><div></div></div> 1.5%
鄉公所兒少津貼		1	<div><div></div></div> 0.5%
高雄市2~3歲 幼兒園幼兒園 補助		1	<div><div></div></div> 0.5%
Warning: these figures indicate the number of cases found in the data file. They cannot be interpreted as summary statistics of the population of interest.			
# pfa07: 一.7.這孩子父母是否有因為這孩子申請過育嬰假?			
<b>Information</b>	[Type= discrete] [Format=numeric] [Range= 1-9999] [Missing=*]		
<b>Statistics [NW/ W]</b>	[Valid=2031 /-] [Invalid=0 /-]		
<b>Value</b>	<b>Label</b>	<b>Cases</b>	<b>Percentage</b>
1	都沒有	1434	<div><div></div></div> 70.6%
2	有[續答第7.1題]	584	<div><div></div></div> 28.8%
3	不適用(如非監護人)	5	<div><div></div></div> 0.2%
4	拒答	3	<div><div></div></div> 0.1%
5	不知道	1	<div><div></div></div> 0.0%
9999	遺漏值	4	<div><div></div></div> 0.2%
Warning: these figures indicate the number of cases found in the data file. They cannot be interpreted as summary statistics of the population of interest.			
# pfa0701: 一.7.1.育嬰假申請者為：父親			
<b>Information</b>	[Type= discrete] [Format=numeric] [Range= 0-9999] [Missing=*]		
<b>Statistics [NW/ W]</b>	[Valid=2031 /-] [Invalid=0 /-]		
<b>Value</b>	<b>Label</b>	<b>Cases</b>	<b>Percentage</b>
0	沒有	490	<div><div></div></div> 24.1%
1	有	94	<div><div></div></div> 4.6%
9996	跳答	1443	<div><div></div></div> 71.0%
9999	遺漏值	4	<div><div></div></div> 0.2%
Warning: these figures indicate the number of cases found in the data file. They cannot be interpreted as summary statistics of the population of interest.			
# pfa070101: 一.7.1.1.父親申請育嬰假的狀況			
<b>Information</b>	[Type= discrete] [Format=numeric] [Range= 1-9999] [Missing=*]		
<b>Statistics [NW/ W]</b>	[Valid=2031 /-] [Invalid=0 /-]		
<b>Value</b>	<b>Label</b>	<b>Cases</b>	<b>Percentage</b>
1	曾經申請過育嬰假，目前已不在假期中	88	<div><div></div></div> 4.3%
2	第一次申請育嬰假，且目前正在假期中	6	<div><div></div></div> 0.3%
3	曾經申請過育嬰假，且目前正在假期中	0	<div><div></div></div>
9996	跳答	1933	<div><div></div></div> 95.2%
9999	遺漏值	4	<div><div></div></div> 0.2%
Warning: these figures indicate the number of cases found in the data file. They cannot be interpreted as summary statistics of the population of interest.			

## File : data1

# pfa070101a: —.7.1.1.1. 父親曾經申請過育嬰假，目前已不在假期中：在孩子一個月大時開始請育嬰假

**Information** [Type= discrete] [Format=numeric] [Range= 0-9999] [Missing=\*]

**Statistics [NW/ W]** [Valid=2031 /-] [Invalid=0 /-]

Value	Label	Cases	Percentage
0		6	0.3%
1		4	0.2%
2		11	0.5%
3		5	0.2%
4		3	0.1%
6		6	0.3%
8		7	0.3%
11		1	0.0%
12		10	0.5%
13		1	0.0%
14		2	0.1%
16		1	0.0%
17		2	0.1%
18		5	0.2%
19		2	0.1%
20		1	0.0%
21		1	0.0%
24		5	0.2%
30		8	0.4%
32		1	0.0%
34		1	0.0%
8888	不知道	4	0.2%
9996	跳答	1939	95.5%
9999	遺漏值	5	0.2%

*Warning: these figures indicate the number of cases found in the data file. They cannot be interpreted as summary statistics of the population of interest.*

# pfa070101b: 一.7.1.1.1. 父親曾經申請過育嬰假，目前已不在假期中：共請過___個月的育嬰假			
Information	[Type= discrete] [Format=numeric] [Range= 1-9999] [Missing=*]		
Statistics [NW/ W]	[Valid=2031 /-] [Invalid=0 /-]		
Value	Label	Cases	Percentage
1		5	0.2%
2		3	0.1%
3		2	0.1%
4		1	0.0%
5		2	0.1%
6		60	3.0%
8		2	0.1%
12		8	0.4%
18		1	0.0%
24		1	0.0%
36		1	0.0%
8888	不知道	1	0.0%
9996	跳答	1939	95.5%
9999	遺漏值	5	0.2%
Warning: these figures indicate the number of cases found in the data file. They cannot be interpreted as summary statistics of the population of interest.			
# pfa070102a: 一.7.1.1.2. 父親第一次申請育嬰假，且在假期中：在孩子___個月大時開始請育嬰假			
Information	[Type= discrete] [Format=numeric] [Range= 4-9999] [Missing=*]		
Statistics [NW/ W]	[Valid=2031 /-] [Invalid=0 /-]		
Value	Label	Cases	Percentage
4		1	0.0%
27		1	0.0%
30		4	0.2%
8888	不知道	0	
9996	跳答	2021	99.5%
9999	遺漏值	4	0.2%
Warning: these figures indicate the number of cases found in the data file. They cannot be interpreted as summary statistics of the population of interest.			
# pfa070102b: 一.7.1.1.2. 父親第一次申請育嬰假，且在假期中：預計共請___個月的育嬰假			
Information	[Type= discrete] [Format=numeric] [Range= 6-9999] [Missing=*]		
Statistics [NW/ W]	[Valid=2031 /-] [Invalid=0 /-]		
Value	Label	Cases	Percentage
6		2	0.1%
12		1	0.0%
18		1	0.0%
24		1	0.0%
36		1	0.0%
8888	不知道	0	
9996	跳答	2021	99.5%
9999	遺漏值	4	0.2%
Warning: these figures indicate the number of cases found in the data file. They cannot be interpreted as summary statistics of the population of interest.			
# pfa070103a: 一.7.1.1.3. 父親曾請過育嬰假，且在假期中：之前是在孩子___個月大時開始請育嬰假			
Information	[Type= discrete] [Format=numeric] [Range= 8888-9999] [Missing=*]		

# pfa070103a: 一.7.1.1.3. 父親曾請過育嬰假，且在假期中：之前是在孩子__個月大時開始請育嬰假			
Statistics [NW/ W]	[Valid=2031 /-] [Invalid=0 /-]		
Value	Label	Cases	Percentage
8888	不知道	0	
9996	跳答	2027	99.8%
9999	遺漏值	4	0.2%
Warning: these figures indicate the number of cases found in the data file. They cannot be interpreted as summary statistics of the population of interest.			
# pfa070103b: 一.7.1.1.3. 父親曾請過育嬰假，且在假期中：之前共請過__個月的育嬰假			
Information	[Type= discrete] [Format=numeric] [Range= 8888-9999] [Missing=*]		
Statistics [NW/ W]	[Valid=2031 /-] [Invalid=0 /-]		
Value	Label	Cases	Percentage
8888	不知道	0	
9996	跳答	2027	99.8%
9999	遺漏值	4	0.2%
Warning: these figures indicate the number of cases found in the data file. They cannot be interpreted as summary statistics of the population of interest.			
# pfa070104a: 一.7.1.1.4. 父親曾請過育嬰假，且在假期中：這次是在孩子__個月大時開始請育嬰假			
Information	[Type= discrete] [Format=numeric] [Range= 8888-9999] [Missing=*]		
Statistics [NW/ W]	[Valid=2031 /-] [Invalid=0 /-]		
Value	Label	Cases	Percentage
8888	不知道	0	
9996	跳答	2027	99.8%
9999	遺漏值	4	0.2%
Warning: these figures indicate the number of cases found in the data file. They cannot be interpreted as summary statistics of the population of interest.			
# pfa070104b: 一.7.1.1.4. 父親曾請過育嬰假，且在假期中：這次預計共請__個月的育嬰假			
Information	[Type= discrete] [Format=numeric] [Range= 8888-9999] [Missing=*]		
Statistics [NW/ W]	[Valid=2031 /-] [Invalid=0 /-]		
Value	Label	Cases	Percentage
8888	不知道	0	
9996	跳答	2027	99.8%
9999	遺漏值	4	0.2%
Warning: these figures indicate the number of cases found in the data file. They cannot be interpreted as summary statistics of the population of interest.			
# pfa0702: 一.7.1. 育嬰假申請者為：母親			
Information	[Type= discrete] [Format=numeric] [Range= 0-9999] [Missing=*]		
Statistics [NW/ W]	[Valid=2031 /-] [Invalid=0 /-]		
Value	Label	Cases	Percentage
0	沒有	58	2.9%
1	有	526	25.9%
9996	跳答	1443	71.0%
9999	遺漏值	4	0.2%
Warning: these figures indicate the number of cases found in the data file. They cannot be interpreted as summary statistics of the population of interest.			
# pfa070201: 一.7.1.2. 母親申請育嬰假的狀況			
Information	[Type= discrete] [Format=numeric] [Range= 1-9999] [Missing=*]		
Statistics [NW/ W]	[Valid=2031 /-] [Invalid=0 /-]		

# pfa070201: 一.7.1.2. 母親申請育嬰假的狀況

Value	Label	Cases	Percentage
1	曾經申請過育嬰假，目前已不在假期中	508	25.0%
2	第一次申請育嬰假，且目前正在假期中	9	0.4%
3	曾經申請過育嬰假，且目前正在假期中	9	0.4%
9996	跳答	1500	73.9%
9999	遺漏值	5	0.2%

Warning: these figures indicate the number of cases found in the data file. They cannot be interpreted as summary statistics of the population of interest.

# pfa070201a: 一.7.1.2.1. 母親曾經申請過育嬰假，目前已不在假期中：在孩子一個月大時開始請育嬰假

Information	[Type= discrete] [Format=numeric] [Range= 0-9999] [Missing=*]
Statistics [NW/ W]	[Valid=2031 /-] [Invalid=0 /-]

Value	Label	Cases	Percentage
0		46	2.3%
1		31	1.5%
2		242	11.9%
3		33	1.6%
4		6	0.3%
5		1	0.0%
6		17	0.8%
7		7	0.3%
8		10	0.5%
9		7	0.3%
10		2	0.1%
12		16	0.8%
13		1	0.0%
14		3	0.1%
15		2	0.1%
16		3	0.1%
17		2	0.1%
18		20	1.0%
19		1	0.0%
20		2	0.1%
23		2	0.1%
24		15	0.7%
25		1	0.0%
26		4	0.2%
27		1	0.0%
28		3	0.1%
30		16	0.8%
31		1	0.0%
36		1	0.0%
8888	不知道	11	0.5%
9996	跳答	1518	74.7%
9999	遺漏值	6	0.3%

Warning: these figures indicate the number of cases found in the data file. They cannot be interpreted as summary statistics of the population of interest.

# pfa070201b: 一.7.1.2.1. 母親曾經申請過育嬰假，目前已不在假期中：共請過一個月的育嬰假

Information	[Type= discrete] [Format=numeric] [Range= 0-9999] [Missing=*]
Statistics [NW/ W]	[Valid=2031 /-] [Invalid=0 /-]

Value	Label	Cases	Percentage
0		1	0.0%
1		5	0.2%
2		13	0.6%
3		15	0.7%
4		10	0.5%
5		13	0.6%
6		267	13.1%
7		1	0.0%
8		9	0.4%
9		6	0.3%
10		9	0.4%
12		40	2.0%
14		1	0.0%
16		1	0.0%
17		2	0.1%
18		10	0.5%
20		1	0.0%
21		3	0.1%
22		4	0.2%
23		1	0.0%
24		80	3.9%
30		2	0.1%
35		1	0.0%
36		6	0.3%
8888	不知道	6	0.3%
9996	跳答	1518	74.7%
9999	遺漏值	6	0.3%

Warning: these figures indicate the number of cases found in the data file. They cannot be interpreted as summary statistics of the population of interest.

# pfa070202a: 一.7.1.2.2. 母親第一次申請育嬰假，且在假期中：在孩子一個月大時開始請育嬰假

Information	[Type= discrete] [Format=numeric] [Range= 2-9999] [Missing=*]
Statistics [NW/ W]	[Valid=2031 /-] [Invalid=0 /-]

Value	Label	Cases	Percentage
2		4	0.2%
3		2	0.1%
22		1	0.0%
24		1	0.0%
42		1	0.0%
8888	不知道	0	
9996	跳答	2017	99.3%
9999	遺漏值	5	0.2%

Warning: these figures indicate the number of cases found in the data file. They cannot be interpreted as summary statistics of the population of interest.

# pfa070202b: 一.7.1.2.2. 母親第一次申請育嬰假，且在假期中：預計共請___個月的育嬰假			
Information	[Type= discrete] [Format=numeric] [Range= 4-9999] [Missing=*]		
Statistics [NW/ W]	[Valid=2031 /-] [Invalid=0 /-]		
Value	Label	Cases	Percentage
4		1	0.0%
6		4	0.2%
11		1	0.0%
12		2	0.1%
24		1	0.0%
8888	不知道	0	
9996	跳答	2017	99.3%
9999	遺漏值	5	0.2%
Warning: these figures indicate the number of cases found in the data file. They cannot be interpreted as summary statistics of the population of interest.			
# pfa070203a: 一.7.1.2.3. 母親曾請過育嬰假，且在假期中：之前是在孩子___個月大時開始請育嬰假			
Information	[Type= discrete] [Format=numeric] [Range= 0-9999] [Missing=*]		
Statistics [NW/ W]	[Valid=2031 /-] [Invalid=0 /-]		
Value	Label	Cases	Percentage
0		2	0.1%
2		3	0.1%
3		1	0.0%
10		1	0.0%
24		1	0.0%
32		1	0.0%
8888	不知道	0	
9996	跳答	2017	99.3%
9999	遺漏值	5	0.2%
Warning: these figures indicate the number of cases found in the data file. They cannot be interpreted as summary statistics of the population of interest.			
# pfa070203b: 一.7.1.2.3. 母親曾請過育嬰假，且在假期中：之前共請過___個月的育嬰假			
Information	[Type= discrete] [Format=numeric] [Range= 6-9999] [Missing=*]		
Statistics [NW/ W]	[Valid=2031 /-] [Invalid=0 /-]		
Value	Label	Cases	Percentage
6		3	0.1%
12		1	0.0%
18		1	0.0%
24		2	0.1%
34		1	0.0%
36		1	0.0%
8888	不知道	0	
9996	跳答	2017	99.3%
9999	遺漏值	5	0.2%
Warning: these figures indicate the number of cases found in the data file. They cannot be interpreted as summary statistics of the population of interest.			
# pfa070204a: 一.7.1.2.4. 母親曾請過育嬰假，且在假期中：這次是在孩子___個月大時開始請育嬰假			
Information	[Type= discrete] [Format=numeric] [Range= 2-9999] [Missing=*]		
Statistics [NW/ W]	[Valid=2031 /-] [Invalid=0 /-]		

# pfa070204a: 一.7.1.2.4. 母親曾請過育嬰假，且在假期中：這次是在孩子___個月大時開始請育嬰假			
Value	Label	Cases	Percentage
2		1	0.0%
19		1	0.0%
32		1	0.0%
8888	不知道	0	
9996	跳答	2017	99.3%
9999	遺漏值	11	0.5%
Warning: these figures indicate the number of cases found in the data file. They cannot be interpreted as summary statistics of the population of interest.			
# pfa070204b: 一.7.1.2.4. 母親曾請過育嬰假，且在假期中：這次預計共請___個月的育嬰假			
Information	[Type= discrete] [Format=numeric] [Range= 18-9999] [Missing=*]		
Statistics [NW/ W]	[Valid=2031 /-] [Invalid=0 /-]		
Value	Label	Cases	Percentage
18		2	0.1%
34		1	0.0%
8888	不知道	0	
9996	跳答	2017	99.3%
9999	遺漏值	11	0.5%
Warning: these figures indicate the number of cases found in the data file. They cannot be interpreted as summary statistics of the population of interest.			
# pfa08: 一.8. 這孩子父母有吸菸的習慣嗎？			
Information	[Type= discrete] [Format=numeric] [Range= 1-9999] [Missing=*]		
Statistics [NW/ W]	[Valid=2031 /-] [Invalid=0 /-]		
Value	Label	Cases	Percentage
1	都沒有	1297	63.9%
2	只有父親有	633	31.2%
3	只有母親有	17	0.8%
4	父母都有	71	3.5%
5	不知道	4	0.2%
6	拒答	1	0.0%
7	不適用	8	0.4%
9999	遺漏值	0	
Warning: these figures indicate the number of cases found in the data file. They cannot be interpreted as summary statistics of the population of interest.			
# pfa09: 一.9. 這孩子父母每星期有喝醉酒嗎？			
Information	[Type= discrete] [Format=numeric] [Range= 1-9999] [Missing=*]		
Statistics [NW/ W]	[Valid=2031 /-] [Invalid=0 /-]		
Value	Label	Cases	Percentage
1	都沒有	1948	95.9%
2	只有父親有	64	3.2%
3	只有母親有	3	0.1%
4	父母都有	6	0.3%
5	不知道	5	0.2%
6	拒答	1	0.0%
7	不適用	4	0.2%
9999	遺漏值	0	
Warning: these figures indicate the number of cases found in the data file. They cannot be interpreted as summary statistics of the population of interest.			



# pfa1001: 一.10.1. 這孩子父親的工作狀況			
Information	[Type= discrete] [Format=numeric] [Range= 1-9999] [Missing=*]		
Statistics [NW/ W]	[Valid=2031 /-] [Invalid=0 /-]		
Value	Label	Cases	Percentage
1	全職工作(含自己開業、開店)	1884	<div><div></div></div> 92.8%
2	兼職工作(例如：在家接案、按件計酬、臨時工、家教)	45	<div><div></div></div> 2.2%
3	已退休	2	<div><div></div></div> 0.1%
4	家管、或全職照顧這孩子	9	<div><div></div></div> 0.4%
5	待業或失業(有在找工作，但全職、兼職工作都還沒有找到)	14	<div><div></div></div> 0.7%
6	目前不打算工作(如因病、因求學等原因無法工作，或無意願工作)	6	<div><div></div></div> 0.3%
7	不知道	2	<div><div></div></div> 0.1%
8	不適用(例如：未婚、離婚、已過世)	65	<div><div></div></div> 3.2%
9	拒答	4	<div><div></div></div> 0.2%
9999	遺漏值	0	
Warning: these figures indicate the number of cases found in the data file. They cannot be interpreted as summary statistics of the population of interest.			
# pfa1002: 一.10.2. 這孩子母親的工作狀況			
Information	[Type= discrete] [Format=numeric] [Range= 1-9999] [Missing=*]		
Statistics [NW/ W]	[Valid=2031 /-] [Invalid=0 /-]		
Value	Label	Cases	Percentage
1	全職工作(含自己開業、開店)	1243	<div><div></div></div> 61.2%
2	兼職工作(例如：在家接案、按件計酬、臨時工、家教)	159	<div><div></div></div> 7.8%
3	已退休	0	
4	家管、或全職照顧這孩子	568	<div><div></div></div> 28.0%
5	待業或失業(有在找工作，但全職、兼職工作都還沒有找到)	14	<div><div></div></div> 0.7%
6	目前不打算工作(如因病、因求學等原因無法工作，或無意願工作)	5	<div><div></div></div> 0.2%
7	不知道	6	<div><div></div></div> 0.3%
8	不適用(例如：未婚、離婚、已過世)	35	<div><div></div></div> 1.7%
9	拒答	1	<div><div></div></div> 0.0%
9999	遺漏值	0	
Warning: these figures indicate the number of cases found in the data file. They cannot be interpreted as summary statistics of the population of interest.			
# pfa1101: 一.11.1. 這孩子父親的工作類型			
Information	[Type= discrete] [Format=numeric] [Range= 1-9999] [Missing=*]		
Statistics [NW/ W]	[Valid=2031 /-] [Invalid=0 /-]		
Value	Label	Cases	Percentage
1	民意代表、行政主管、企業主管及經理人員	127	<div><div></div></div> 6.3%
2	高層專業人員	49	<div><div></div></div> 2.4%
3	一般專業人員	319	<div><div></div></div> 15.7%
4	中小學、特教、幼稚園教師	50	<div><div></div></div> 2.5%
5	技術員及助理專業人員	428	<div><div></div></div> 21.1%
6	事務工作人員	58	<div><div></div></div> 2.9%
7	服務及買賣工作人員	348	<div><div></div></div> 17.1%
8	農、林、漁、牧工作人員	65	<div><div></div></div> 3.2%
9	技術工	221	<div><div></div></div> 10.9%
10	機械設備操作工及裝配工	168	<div><div></div></div> 8.3%

# pfa1101: 一.11.1.這孩子父親的工作類型			
Value	Label	Cases	Percentage
11	非技術工及體力工	49	<div><div></div></div> 2.4%
12	職業軍人：軍官	18	<div><div></div></div> 0.9%
13	職業軍人：士官兵	21	<div><div></div></div> 1.0%
14	未工作	32	<div><div></div></div> 1.6%
15	其他	6	<div><div></div></div> 0.3%
16	不知道	3	<div><div></div></div> 0.1%
17	不適用(例如：未婚、離婚、已過世)	66	<div><div></div></div> 3.2%
18	拒答	3	<div><div></div></div> 0.1%
9999	遺漏值	0	
Warning: these figures indicate the number of cases found in the data file. They cannot be interpreted as summary statistics of the population of interest.			
# pfa1101a: 一.11.1.這孩子父親的工作類型：其他(請說明)			
Information	[Type= discrete] [Format=character] [Missing=*]		
Statistics [NW/ W]	[Valid=3 /-] [Invalid=0 /-]		
Value	Label	Cases	Percentage
牧師		1	<div><div></div></div> 33.3%
環境保護局外包檢測人員		1	<div><div></div></div> 33.3%
自己開業		1	<div><div></div></div> 33.3%
Warning: these figures indicate the number of cases found in the data file. They cannot be interpreted as summary statistics of the population of interest.			
# pfa1102: 一.11.2.這孩子母親的工作類型			
Information	[Type= discrete] [Format=numeric] [Range= 1-9999] [Missing=*]		
Statistics [NW/ W]	[Valid=2031 /-] [Invalid=0 /-]		
Value	Label	Cases	Percentage
1	民意代表、行政主管、企業主管及經理人員	24	<div><div></div></div> 1.2%
2	高層專業人員	17	<div><div></div></div> 0.8%
3	一般專業人員	188	<div><div></div></div> 9.3%
4	中小學、特教、幼稚園教師	126	<div><div></div></div> 6.2%
5	技術員及助理專業人員	177	<div><div></div></div> 8.7%
6	事務工作人員	371	<div><div></div></div> 18.3%
7	服務及買賣工作人員	367	<div><div></div></div> 18.1%
8	農、林、漁、牧工作人員	20	<div><div></div></div> 1.0%
9	技術工	27	<div><div></div></div> 1.3%
10	機械設備操作工及裝配工	41	<div><div></div></div> 2.0%
11	非技術工及體力工	70	<div><div></div></div> 3.4%
12	職業軍人：軍官	4	<div><div></div></div> 0.2%
13	職業軍人：士官兵	2	<div><div></div></div> 0.1%
14	未工作	549	<div><div></div></div> 27.0%
15	其他	5	<div><div></div></div> 0.2%
16	不知道	6	<div><div></div></div> 0.3%
17	不適用(例如：未婚、離婚、已過世)	36	<div><div></div></div> 1.8%
18	拒答	1	<div><div></div></div> 0.0%
9999	遺漏值	0	
Warning: these figures indicate the number of cases found in the data file. They cannot be interpreted as summary statistics of the population of interest.			

# pfa1102a: 一.11.2.這孩子母親的工作類型：其他(請說明)				
Information		[Type= discrete] [Format=character] [Missing=*]		
Statistics [NW/ W]		[Valid=4 /-] [Invalid=0 /-]		
Value	Label	Cases	Percentage	
基金會家管		1	<div></div>	25.0%
居家照護		1	<div></div>	25.0%
成衣廠作業員		1	<div></div>	25.0%
特殊服務業		1	<div></div>	25.0%
Warning: these figures indicate the number of cases found in the data file. They cannot be interpreted as summary statistics of the population of interest.				
# pfa12: 一.12.這孩子父親每週上班或工作幾小時?(含加班時間)				
Information		[Type= discrete] [Format=numeric] [Range= 1-9999] [Missing=*]		
Statistics [NW/ W]		[Valid=2031 /-] [Invalid=0 /-]		
Value	Label	Cases	Percentage	
1	都沒有	28	<div></div>	1.4%
2	不滿20小時	16	<div></div>	0.8%
3	20-39小時	57	<div></div>	2.8%
4	40-49小時	1080	<div></div>	53.2%
5	50-59小時	385	<div></div>	19.0%
6	60-69小時	184	<div></div>	9.1%
7	70小時以上	179	<div></div>	8.8%
8	不知道	55	<div></div>	2.7%
9	拒答	3	<div></div>	0.1%
10	不適用	44	<div></div>	2.2%
9999	遺漏值	0		
Warning: these figures indicate the number of cases found in the data file. They cannot be interpreted as summary statistics of the population of interest.				
# pfa13: 一.13.這孩子母親每週上班或工作幾小時?(含加班時間)				
Information		[Type= discrete] [Format=numeric] [Range= 1-9999] [Missing=*]		
Statistics [NW/ W]		[Valid=2031 /-] [Invalid=0 /-]		
Value	Label	Cases	Percentage	
1	都沒有	560	<div></div>	27.6%
2	不滿20小時	46	<div></div>	2.3%
3	20-39小時	134	<div></div>	6.6%
4	40-49小時	959	<div></div>	47.2%
5	50-59小時	162	<div></div>	8.0%
6	60-69小時	52	<div></div>	2.6%
7	70小時以上	53	<div></div>	2.6%
8	不知道	24	<div></div>	1.2%
9	拒答	2	<div></div>	0.1%
10	不適用	39	<div></div>	1.9%
9999	遺漏值	0		
Warning: these figures indicate the number of cases found in the data file. They cannot be interpreted as summary statistics of the population of interest.				
# pfa14: 一.14.這孩子的家庭是否為兩地家庭/通勤家庭(指夫妻因為工作、求學或其他因素以致與配偶分居兩地，每隔一段時間才能相聚)?				
Information		[Type= discrete] [Format=numeric] [Range= 1-9999] [Missing=*]		
Statistics [NW/ W]		[Valid=2031 /-] [Invalid=0 /-]		

# **pfa14:** 一.14. 這孩子的家庭是否為兩地家庭/通勤家庭(指夫妻因為工作、求學或其他因素以致與配偶分居兩地, 每隔一段時間才能相聚)?

Value	Label	Cases	Percentage
1	不是	1817	89.5%
2	是	122	6.0%
3	不知道	11	0.5%
4	拒答	2	0.1%
5	不適用	79	3.9%
9999	遺漏值	0	

Warning: these figures indicate the number of cases found in the data file. They cannot be interpreted as summary statistics of the population of interest.

# **pfa1501:** 一.15.1. 這孩子父親最常說的語言是

Information	[Type= discrete] [Format=numeric] [Range= 1-9999] [Missing=*]
Statistics [NW/ W]	[Valid=2031 /-] [Invalid=0 /-]

Value	Label	Cases	Percentage
1	國語	1594	78.5%
2	閩南語	336	16.5%
3	客語	16	0.8%
4	原住民族語	2	0.1%
5	英語	7	0.3%
6	東南亞國家語言	2	0.1%
7	其他	5	0.2%
8	不知道	17	0.8%
9	拒答	3	0.1%
10	不適用	49	2.4%
9999	遺漏值	0	

Warning: these figures indicate the number of cases found in the data file. They cannot be interpreted as summary statistics of the population of interest.

# **pfa1501a:** 一.15.1. 這孩子父親最常說的語言是：其他(請說明)

Information	[Type= discrete] [Format=character] [Missing=*]
Statistics [NW/ W]	[Valid=5 /-] [Invalid=0 /-]

Value	Label	Cases	Percentage
國台語一起		1	20.0%
德文		1	20.0%
法文		3	60.0%

Warning: these figures indicate the number of cases found in the data file. They cannot be interpreted as summary statistics of the population of interest.

# **pfa1502:** 一.15.2. 這孩子母親最常說的語言是

Information	[Type= discrete] [Format=numeric] [Range= 1-9999] [Missing=*]
Statistics [NW/ W]	[Valid=2031 /-] [Invalid=0 /-]

Value	Label	Cases	Percentage
1	國語	1804	88.8%
2	閩南語	182	9.0%
3	客語	5	0.2%
4	原住民族語	0	
5	英語	1	0.0%
6	東南亞國家語言	7	0.3%
7	其他	1	0.0%

# pfa1502: 一.15.2. 這孩子母親最常說的語言是			
Value	Label	Cases	Percentage
8	不知道	5	0.2%
9	拒答	0	
10	不適用	26	1.3%
9999	遺漏值	0	
Warning: these figures indicate the number of cases found in the data file. They cannot be interpreted as summary statistics of the population of interest.			
# pfa1502a: 一.15.2. 這孩子母親最常說的語言是：其他(請說明)			
Information	[Type= discrete] [Format=character] [Missing=*]		
Statistics [NW/ W]	[Valid=1 /-] [Invalid=0 /-]		
Value	Label	Cases	Percentage
法文		1	100.0%
Warning: these figures indicate the number of cases found in the data file. They cannot be interpreted as summary statistics of the population of interest.			
# pfa1601: 一.16.1. 過去3個月，這孩子父親是否會感覺悲傷、憂鬱、憂愁、不快樂？			
Information	[Type= discrete] [Format=numeric] [Range= 1-9999] [Missing=*]		
Statistics [NW/ W]	[Valid=2031 /-] [Invalid=0 /-]		
Value	Label	Cases	Percentage
1	從不	978	48.2%
2	很少	632	31.1%
3	有時	284	14.0%
4	經常	40	2.0%
5	不知道	39	1.9%
6	拒答	3	0.1%
7	不適用	55	2.7%
9999	遺漏值	0	
Warning: these figures indicate the number of cases found in the data file. They cannot be interpreted as summary statistics of the population of interest.			
# pfa1602: 一.16.2. 過去3個月，這孩子母親是否會感覺悲傷、憂鬱、憂愁、不快樂？			
Information	[Type= discrete] [Format=numeric] [Range= 1-9999] [Missing=*]		
Statistics [NW/ W]	[Valid=2031 /-] [Invalid=0 /-]		
Value	Label	Cases	Percentage
1	從不	865	42.6%
2	很少	671	33.0%
3	有時	382	18.8%
4	經常	68	3.3%
5	不知道	14	0.7%
6	拒答	0	
7	不適用	31	1.5%
9999	遺漏值	0	
Warning: these figures indicate the number of cases found in the data file. They cannot be interpreted as summary statistics of the population of interest.			
# pfb0101: 二.1. 這孩子現在和哪些人一起住?(複選)(01)父、養父、繼父、寄養父			
Information	[Type= discrete] [Format=numeric] [Range= 0-9999] [Missing=*]		
Statistics [NW/ W]	[Valid=2031 /-] [Invalid=0 /-]		
Value	Label	Cases	Percentage
0	沒有	207	10.2%

# pfb0101: 二.1.這孩子現在和哪些人一起住?(複選)(01)父、養父、繼父、寄養父			
Value	Label	Cases	Percentage
1	有	1824	<div><div></div></div> 89.8%
9999	遺漏值	0	
Warning: these figures indicate the number of cases found in the data file. They cannot be interpreted as summary statistics of the population of interest.			
# pfb0102: 二.1.這孩子現在和哪些人一起住?(複選)(02)母、養母、繼母、寄養母			
Information	[Type= discrete] [Format=numeric] [Range= 0-9999] [Missing=*]		
Statistics [NW/ W]	[Valid=2031 /-] [Invalid=0 /-]		
Value	Label	Cases	Percentage
0	沒有	113	<div><div></div></div> 5.6%
1	有	1918	<div><div></div></div> 94.4%
9999	遺漏值	0	
Warning: these figures indicate the number of cases found in the data file. They cannot be interpreted as summary statistics of the population of interest.			
# pfb0103: 二.1.這孩子現在和哪些人一起住?(複選)(03)祖父			
Information	[Type= discrete] [Format=numeric] [Range= 0-9999] [Missing=*]		
Statistics [NW/ W]	[Valid=2031 /-] [Invalid=0 /-]		
Value	Label	Cases	Percentage
0	沒有	1403	<div><div></div></div> 69.1%
1	有	628	<div><div></div></div> 30.9%
9999	遺漏值	0	
Warning: these figures indicate the number of cases found in the data file. They cannot be interpreted as summary statistics of the population of interest.			
# pfb0104: 二.1.這孩子現在和哪些人一起住?(複選)(04)祖母			
Information	[Type= discrete] [Format=numeric] [Range= 0-9999] [Missing=*]		
Statistics [NW/ W]	[Valid=2031 /-] [Invalid=0 /-]		
Value	Label	Cases	Percentage
0	沒有	1253	<div><div></div></div> 61.7%
1	有	778	<div><div></div></div> 38.3%
9999	遺漏值	0	
Warning: these figures indicate the number of cases found in the data file. They cannot be interpreted as summary statistics of the population of interest.			
# pfb0105: 二.1.這孩子現在和哪些人一起住?(複選)(05)外祖父			
Information	[Type= discrete] [Format=numeric] [Range= 0-9999] [Missing=*]		
Statistics [NW/ W]	[Valid=2031 /-] [Invalid=0 /-]		
Value	Label	Cases	Percentage
0	沒有	1886	<div><div></div></div> 92.9%
1	有	145	<div><div></div></div> 7.1%
9999	遺漏值	0	
Warning: these figures indicate the number of cases found in the data file. They cannot be interpreted as summary statistics of the population of interest.			
# pfb0106: 二.1.這孩子現在和哪些人一起住?(複選)(06)外祖母			
Information	[Type= discrete] [Format=numeric] [Range= 0-9999] [Missing=*]		
Statistics [NW/ W]	[Valid=2031 /-] [Invalid=0 /-]		
Value	Label	Cases	Percentage
0	沒有	1804	<div><div></div></div> 88.8%
1	有	227	<div><div></div></div> 11.2%

# pfb0106: 二.1.這孩子現在和哪些人一起住?(複選)(06)外祖母			
Value	Label	Cases	Percentage
9999	遺漏值	0	
Warning: these figures indicate the number of cases found in the data file. They cannot be interpreted as summary statistics of the population of interest.			
# pfb0107: 二.1.這孩子現在和哪些人一起住?(複選)(07)伯父、伯母			
Information	[Type= discrete] [Format=numeric] [Range= 0-9999] [Missing=*]		
Statistics [NW/ W]	[Valid=2031 /-] [Invalid=0 /-]		
Value	Label	Cases	Percentage
0	沒有	1904	93.7%
1	有	127	6.3%
9999	遺漏值	0	
Warning: these figures indicate the number of cases found in the data file. They cannot be interpreted as summary statistics of the population of interest.			
# pfb0108: 二.1.這孩子現在和哪些人一起住?(複選)(08)叔叔、嬸嬸			
Information	[Type= discrete] [Format=numeric] [Range= 0-9999] [Missing=*]		
Statistics [NW/ W]	[Valid=2031 /-] [Invalid=0 /-]		
Value	Label	Cases	Percentage
0	沒有	1868	92.0%
1	有	163	8.0%
9999	遺漏值	0	
Warning: these figures indicate the number of cases found in the data file. They cannot be interpreted as summary statistics of the population of interest.			
# pfb0109: 二.1.這孩子現在和哪些人一起住?(複選)(09)姑姑、姑丈			
Information	[Type= discrete] [Format=numeric] [Range= 0-9999] [Missing=*]		
Statistics [NW/ W]	[Valid=2031 /-] [Invalid=0 /-]		
Value	Label	Cases	Percentage
0	沒有	1857	91.4%
1	有	174	8.6%
9999	遺漏值	0	
Warning: these figures indicate the number of cases found in the data file. They cannot be interpreted as summary statistics of the population of interest.			
# pfb0110: 二.1.這孩子現在和哪些人一起住?(複選)(10)舅舅、舅媽			
Information	[Type= discrete] [Format=numeric] [Range= 0-9999] [Missing=*]		
Statistics [NW/ W]	[Valid=2031 /-] [Invalid=0 /-]		
Value	Label	Cases	Percentage
0	沒有	1942	95.6%
1	有	89	4.4%
9999	遺漏值	0	
Warning: these figures indicate the number of cases found in the data file. They cannot be interpreted as summary statistics of the population of interest.			
# pfb0111: 二.1.這孩子現在和哪些人一起住?(複選)(11)阿姨、姨丈			
Information	[Type= discrete] [Format=numeric] [Range= 0-9999] [Missing=*]		
Statistics [NW/ W]	[Valid=2031 /-] [Invalid=0 /-]		
Value	Label	Cases	Percentage
0	沒有	1968	96.9%
1	有	63	3.1%
9999	遺漏值	0	
Warning: these figures indicate the number of cases found in the data file. They cannot be interpreted as summary statistics of the population of interest.			

# pfb0112: 二.1.這孩子現在和哪些人一起住?(複選)(12)兄			
Information	[Type= discrete] [Format=numeric] [Range= 0-9999] [Missing=*]		
Statistics [NW/ W]	[Valid=2031 /-] [Invalid=0 /-]		
Value	Label	Cases	Percentage
0	沒有	1572	<div><div></div></div> 77.4%
1	有	455	<div><div></div></div> 22.4%
9999	遺漏值	4	0.2%
Warning: these figures indicate the number of cases found in the data file. They cannot be interpreted as summary statistics of the population of interest.			
# pfb0112a: 二.1.這孩子現在和哪些人一起住?(複選)(12)兄——人			
Information	[Type= discrete] [Format=numeric] [Range= 1-9996] [Missing=*]		
Statistics [NW/ W]	[Valid=2031 /-] [Invalid=0 /-]		
Value	Label	Cases	Percentage
1		408	<div><div></div></div> 20.1%
2		49	<div><div></div></div> 2.4%
3		1	0.0%
4		1	0.0%
8888	不知道	0	
9996	跳答	1572	<div><div></div></div> 77.4%
Warning: these figures indicate the number of cases found in the data file. They cannot be interpreted as summary statistics of the population of interest.			
# pfb0113: 二.1.這孩子現在和哪些人一起住?(複選)(13)弟			
Information	[Type= discrete] [Format=numeric] [Range= 0-9999] [Missing=*]		
Statistics [NW/ W]	[Valid=2031 /-] [Invalid=0 /-]		
Value	Label	Cases	Percentage
0	沒有	1678	<div><div></div></div> 82.6%
1	有	346	<div><div></div></div> 17.0%
9999	遺漏值	7	0.3%
Warning: these figures indicate the number of cases found in the data file. They cannot be interpreted as summary statistics of the population of interest.			
# pfb0113a: 二.1.這孩子現在和哪些人一起住?(複選)(13)弟——人			
Information	[Type= discrete] [Format=numeric] [Range= 1-9999] [Missing=*]		
Statistics [NW/ W]	[Valid=2031 /-] [Invalid=0 /-]		
Value	Label	Cases	Percentage
1		342	<div><div></div></div> 16.8%
2		9	<div><div></div></div> 0.4%
3		1	0.0%
8888	不知道	0	
9996	跳答	1678	<div><div></div></div> 82.6%
9999	遺漏值	1	0.0%
Warning: these figures indicate the number of cases found in the data file. They cannot be interpreted as summary statistics of the population of interest.			
# pfb0114: 二.1.這孩子現在和哪些人一起住?(複選)(14)姊			
Information	[Type= discrete] [Format=numeric] [Range= 0-9999] [Missing=*]		
Statistics [NW/ W]	[Valid=2031 /-] [Invalid=0 /-]		
Value	Label	Cases	Percentage
0	沒有	1504	<div><div></div></div> 74.1%
1	有	519	<div><div></div></div> 25.6%



# pfb0114: 二.1.這孩子現在和哪些人一起住?(複選)(14)姊

Value	Label	Cases	Percentage
9999	遺漏值	8	0.4%
Warning: these figures indicate the number of cases found in the data file. They cannot be interpreted as summary statistics of the population of interest.			

# pfb0114a: 二.1.這孩子現在和哪些人一起住?(複選)(14)姊—人			
Information	[Type= discrete] [Format=numeric] [Range= 1-9999] [Missing=*]		
Statistics [NW/ W]	[Valid=2031 /-] [Invalid=0 /-]		
Value	Label	Cases	Percentage
1		460	<div><div></div></div> 22.6%
2		59	<div><div></div></div> 2.9%
3		4	<div><div></div></div> 0.2%
4		3	<div><div></div></div> 0.1%
8888	不知道	0	
9996	跳答	1504	<div><div></div></div> 74.1%
9999	遺漏值	1	<div><div></div></div> 0.0%
Warning: these figures indicate the number of cases found in the data file. They cannot be interpreted as summary statistics of the population of interest.			
# pfb0115: 二.1.這孩子現在和哪些人一起住?(複選)(15)妹			
Information	[Type= discrete] [Format=numeric] [Range= 0-9999] [Missing=*]		
Statistics [NW/ W]	[Valid=2031 /-] [Invalid=0 /-]		
Value	Label	Cases	Percentage
0	沒有	1703	<div><div></div></div> 83.9%
1	有	326	<div><div></div></div> 16.1%
9999	遺漏值	2	<div><div></div></div> 0.1%
Warning: these figures indicate the number of cases found in the data file. They cannot be interpreted as summary statistics of the population of interest.			
# pfb0115a: 二.1.這孩子現在和哪些人一起住?(複選)(15)妹—人			
Information	[Type= discrete] [Format=numeric] [Range= 1-9996] [Missing=*]		
Statistics [NW/ W]	[Valid=2031 /-] [Invalid=0 /-]		
Value	Label	Cases	Percentage
1		324	<div><div></div></div> 16.0%
2		4	<div><div></div></div> 0.2%
8888	不知道	0	
9996	跳答	1703	<div><div></div></div> 83.9%
Warning: these figures indicate the number of cases found in the data file. They cannot be interpreted as summary statistics of the population of interest.			
# pfb0116: 二.1.這孩子現在和哪些人一起住?(複選)(16)表/堂兄姊			
Information	[Type= discrete] [Format=numeric] [Range= 0-9999] [Missing=*]		
Statistics [NW/ W]	[Valid=2031 /-] [Invalid=0 /-]		
Value	Label	Cases	Percentage
0	沒有	1862	<div><div></div></div> 91.7%
1	有	145	<div><div></div></div> 7.1%
9999	遺漏值	24	<div><div></div></div> 1.2%
Warning: these figures indicate the number of cases found in the data file. They cannot be interpreted as summary statistics of the population of interest.			
# pfb0116a: 二.1.這孩子現在和哪些人一起住?(複選)(16)表/堂兄姊—人			
Information	[Type= discrete] [Format=numeric] [Range= 1-9996] [Missing=*]		
Statistics [NW/ W]	[Valid=2031 /-] [Invalid=0 /-]		
Value	Label	Cases	Percentage
1		98	<div><div></div></div> 4.8%
2		49	<div><div></div></div> 2.4%
3		15	<div><div></div></div> 0.7%

# pfb0116a: 二.1.這孩子現在和哪些人一起住?(複選)(16)表/堂兄姊—人			
Value	Label	Cases	Percentage
4		3	0.1%
5		3	0.1%
6		1	0.0%
8888	不知道	0	
9996	跳答	1862	91.7%
Warning: these figures indicate the number of cases found in the data file. They cannot be interpreted as summary statistics of the population of interest.			
# pfb0117: 二.1.這孩子現在和哪些人一起住?(複選)(17)表/堂弟妹			
Information	[Type= discrete] [Format=numeric] [Range= 0-9999] [Missing=*]		
Statistics [NW/ W]	[Valid=2031 /-] [Invalid=0 /-]		
Value	Label	Cases	Percentage
0	沒有	1949	96.0%
1	有	67	3.3%
9999	遺漏值	15	0.7%
Warning: these figures indicate the number of cases found in the data file. They cannot be interpreted as summary statistics of the population of interest.			
# pfb0117a: 二.1.這孩子現在和哪些人一起住?(複選)(17)表/堂弟妹—人			
Information	[Type= discrete] [Format=numeric] [Range= 1-9996] [Missing=*]		
Statistics [NW/ W]	[Valid=2031 /-] [Invalid=0 /-]		
Value	Label	Cases	Percentage
1		66	3.2%
2		14	0.7%
3		1	0.0%
5		1	0.0%
8888	不知道	0	
9996	跳答	1949	96.0%
Warning: these figures indicate the number of cases found in the data file. They cannot be interpreted as summary statistics of the population of interest.			
# pfb0118: 二.1.這孩子現在和哪些人一起住?(複選)(18)傭人			
Information	[Type= discrete] [Format=numeric] [Range= 0-9999] [Missing=*]		
Statistics [NW/ W]	[Valid=2031 /-] [Invalid=0 /-]		
Value	Label	Cases	Percentage
0	沒有	2007	98.8%
1	有	24	1.2%
9999	遺漏值	0	
Warning: these figures indicate the number of cases found in the data file. They cannot be interpreted as summary statistics of the population of interest.			
# pfb0119: 二.1.這孩子現在和哪些人一起住?(複選)(19)父母親的男(女)朋友或同居人			
Information	[Type= discrete] [Format=numeric] [Range= 0-9999] [Missing=*]		
Statistics [NW/ W]	[Valid=2031 /-] [Invalid=0 /-]		
Value	Label	Cases	Percentage
0	沒有	2025	99.7%
1	有	6	0.3%
9999	遺漏值	0	
Warning: these figures indicate the number of cases found in the data file. They cannot be interpreted as summary statistics of the population of interest.			

# pfb0120: 二.1.這孩子現在和哪些人一起住?(複選)(20)其他			
Information		[Type= discrete] [Format=numeric] [Range= 0-9999] [Missing=*]	
Statistics [NW/ W]		[Valid=2031 /-] [Invalid=0 /-]	
Value	Label	Cases	Percentage
0	沒有	1935	<div></div> 95.3%
1	有	96	<div></div> 4.7%
9999	遺漏值	0	
Warning: these figures indicate the number of cases found in the data file. They cannot be interpreted as summary statistics of the population of interest.			
# pfb0120a: 二.1.這孩子現在和哪些人一起住?(複選)(20)其他(請說明)			
Information		[Type= discrete] [Format=character] [Missing=*]	
Statistics [NW/ W]		[Valid=96 /-] [Invalid=0 /-]	
Value	Label	Cases	Percentage
NA		1	<div></div> 1.0%
伯公		1	<div></div> 1.0%
伯公夫妻.姨婆		1	<div></div> 1.0%
保母		1	<div></div> 1.0%
保母1人		1	<div></div> 1.0%
分租室友		1	<div></div> 1.0%
叔公		2	<div></div> 2.1%
叔公.曾外祖母		1	<div></div> 1.0%
叔公嬌婆		1	<div></div> 1.0%
叔叔的女朋友		1	<div></div> 1.0%
外傭		1	<div></div> 1.0%
外曾祖父		1	<div></div> 1.0%
外曾祖父母		1	<div></div> 1.0%
太祖母		1	<div></div> 1.0%
姑姑的朋友		1	<div></div> 1.0%
姑婆		6	<div></div> 6.2%
姑婆, 姑公, 表舅		1	<div></div> 1.0%
姨婆		2	<div></div> 2.1%
房客		1	<div></div> 1.0%
曾外祖母		2	<div></div> 2.1%
曾外祖父		1	<div></div> 1.0%
曾祖母		38	<div></div> 39.6%
曾祖母, 姑婆		1	<div></div> 1.0%
曾祖母, 姨婆.		1	<div></div> 1.0%
曾祖父		7	<div></div> 7.3%
曾祖父母		4	<div></div> 4.2%
曾祖父母, 舅公		1	<div></div> 1.0%
曾祖父, 外籍看護		1	<div></div> 1.0%
曾祖父, 曾祖母		1	<div></div> 1.0%
曾祖父, 舅公		1	<div></div> 1.0%
祖奶奶		1	<div></div> 1.0%

# pfb0120a: 二.1. 這孩子現在和哪些人一起住?(複選)(20)其他(請說明)			
Value	Label	Cases	Percentage
祖母的朋友		1	1.0%
祖母的男友		1	1.0%
繼父		1	1.0%
義父		1	1.0%
舅公		3	3.1%
舅公祖		1	1.0%
舅婆·外曾祖母		1	1.0%
阿姨的托育兒童		1	1.0%
阿祖		1	1.0%
Warning: these figures indicate the number of cases found in the data file. They cannot be interpreted as summary statistics of the population of interest.			
# pfb0121: 二.1. 這孩子現在和哪些人一起住?(複選)拒答			
Information	[Type= discrete] [Format=numeric] [Range= 0-9999] [Missing=*]		
Statistics [NW/ W]	[Valid=2031 /-] [Invalid=0 /-]		
Value	Label	Cases	Percentage
0	沒有	2030	100.0%
1	有	1	0.0%
9999	遺漏值	0	
Warning: these figures indicate the number of cases found in the data file. They cannot be interpreted as summary statistics of the population of interest.			
# pfb0122: 二.1. 這孩子現在和哪些人一起住?(複選)不知道			
Information	[Type= discrete] [Format=numeric] [Range= 0-9999] [Missing=*]		
Statistics [NW/ W]	[Valid=2031 /-] [Invalid=0 /-]		
Value	Label	Cases	Percentage
0	沒有	2029	99.9%
1	有	2	0.1%
9999	遺漏值	0	
Warning: these figures indicate the number of cases found in the data file. They cannot be interpreted as summary statistics of the population of interest.			
# pfb02: 二.2. 這孩子有沒有兄弟姊妹?			
Information	[Type= discrete] [Format=numeric] [Range= 1-9999] [Missing=*]		
Statistics [NW/ W]	[Valid=2031 /-] [Invalid=0 /-]		
Value	Label	Cases	Percentage
1	無	497	24.5%
2	有[續答第2.1題]	1532	75.4%
3	拒答	0	
4	不知道	1	0.0%
9999	遺漏值	1	0.0%
Warning: these figures indicate the number of cases found in the data file. They cannot be interpreted as summary statistics of the population of interest.			
# pfb0201: 二.2.1. 兄弟姊妹情況：兄			
Information	[Type= discrete] [Format=numeric] [Range= 0-9999] [Missing=*]		
Statistics [NW/ W]	[Valid=2031 /-] [Invalid=0 /-]		
Value	Label	Cases	Percentage
0	沒有	1046	51.5%

# pfb0201: 二.2.1. 兄弟姊妹情況：兄			
Value	Label	Cases	Percentage
1	有	485	<div></div> 23.9%
9996	跳答	498	<div></div> 24.5%
9999	遺漏值	2	0.1%
Warning: these figures indicate the number of cases found in the data file. They cannot be interpreted as summary statistics of the population of interest.			
# pfb0201a: 二.2.1. 兄弟姊妹情況：兄1出生年(民國)			
Information	[Type= discrete] [Format=numeric] [Range= 78-9999] [Missing=*]		
Statistics [NW/ W]	[Valid=2031 /-] [Invalid=0 /-]		
Value	Label	Cases	Percentage
78		1	0.0%
82		1	0.0%
83		1	0.0%
84		1	0.0%
85		5	0.2%
86		5	0.2%
87		4	0.2%
88		3	0.1%
89		2	0.1%
90		7	0.3%
91		5	0.2%
92		7	0.3%
93		19	0.9%
94		16	0.8%
95		16	0.8%
96		28	1.4%
97		37	1.8%
98		53	2.6%
99		70	3.4%
100		116	5.7%
101		66	3.2%
102		18	0.9%
103		3	0.1%
8888	不知道	2	0.1%
9996	跳答	1544	<div></div> 76.0%
9999	遺漏值	1	0.0%
Warning: these figures indicate the number of cases found in the data file. They cannot be interpreted as summary statistics of the population of interest.			
# pfb0201b: 二.2.1. 兄弟姊妹情況：兄2出生年(民國)			
Information	[Type= discrete] [Format=numeric] [Range= 82-9999] [Missing=*]		
Statistics [NW/ W]	[Valid=2031 /-] [Invalid=0 /-]		
Value	Label	Cases	Percentage
82		1	0.0%
88		2	0.1%
89		1	0.0%
92		2	0.1%
93		1	0.0%

# pfb0201b: 二.2.1. 兄弟姊妹情況：兄2出生年(民國)			
Value	Label	Cases	Percentage
94		4	0.2%
95		5	0.2%
96		5	0.2%
97		6	0.3%
98		3	0.1%
99		6	0.3%
100		6	0.3%
101		7	0.3%
102		2	0.1%
103		3	0.1%
8888	不知道	0	
9996	跳答	1976	97.3%
9999	遺漏值	1	0.0%
Warning: these figures indicate the number of cases found in the data file. They cannot be interpreted as summary statistics of the population of interest.			
# pfb0201c: 二.2.1. 兄弟姊妹情況：兄3出生年(民國)			
Information	[Type= discrete] [Format=numeric] [Range= 96-9999] [Missing=*]		
Statistics [NW/ W]	[Valid=2031 /-] [Invalid=0 /-]		
Value	Label	Cases	Percentage
96		2	0.1%
8888	不知道	0	
9996	跳答	2028	99.9%
9999	遺漏值	1	0.0%
Warning: these figures indicate the number of cases found in the data file. They cannot be interpreted as summary statistics of the population of interest.			
# pfb0201d: 二.2.1. 兄弟姊妹情況：兄4出生年(民國)			
Information	[Type= discrete] [Format=numeric] [Range= 98-9999] [Missing=*]		
Statistics [NW/ W]	[Valid=2031 /-] [Invalid=0 /-]		
Value	Label	Cases	Percentage
98		1	0.0%
8888	不知道	0	
9996	跳答	2029	99.9%
9999	遺漏值	1	0.0%
Warning: these figures indicate the number of cases found in the data file. They cannot be interpreted as summary statistics of the population of interest.			
# pfb0201e: 二.2.1. 兄弟姊妹情況：兄5出生年(民國)			
Information	[Type= discrete] [Format=numeric] [Range= 8888-9999] [Missing=*]		
Statistics [NW/ W]	[Valid=2031 /-] [Invalid=0 /-]		
Value	Label	Cases	Percentage
8888	不知道	0	
9996	跳答	2030	100.0%
9999	遺漏值	1	0.0%
Warning: these figures indicate the number of cases found in the data file. They cannot be interpreted as summary statistics of the population of interest.			
# pfb0201f: 二.2.1. 兄弟姊妹情況：兄6出生年(民國)			
Information	[Type= discrete] [Format=numeric] [Range= 8888-9999] [Missing=*]		
Statistics [NW/ W]	[Valid=2031 /-] [Invalid=0 /-]		

# pfb0201f: 二.2.1.兄弟姊妹情況：兄6出生年(民國)			
Value	Label	Cases	Percentage
8888	不知道	0	
9996	跳答	2030	<div><div></div></div> 100.0%
9999	遺漏值	1	0.0%
Warning: these figures indicate the number of cases found in the data file. They cannot be interpreted as summary statistics of the population of interest.			
# pfb0201g: 二.2.1.兄弟姊妹情況：兄7出生年(民國)			
Information	[Type= discrete] [Format=numeric] [Range= 8888-9999] [Missing=*]		
Statistics [NW/ W]	[Valid=2031 /-] [Invalid=0 /-]		
Value	Label	Cases	Percentage
8888	不知道	0	
9996	跳答	2030	<div><div></div></div> 100.0%
9999	遺漏值	1	0.0%
Warning: these figures indicate the number of cases found in the data file. They cannot be interpreted as summary statistics of the population of interest.			
# pfb0201h: 二.2.1.兄弟姊妹情況：兄8出生年(民國)			
Information	[Type= discrete] [Format=numeric] [Range= 8888-9999] [Missing=*]		
Statistics [NW/ W]	[Valid=2031 /-] [Invalid=0 /-]		
Value	Label	Cases	Percentage
8888	不知道	0	
9996	跳答	2030	<div><div></div></div> 100.0%
9999	遺漏值	1	0.0%
Warning: these figures indicate the number of cases found in the data file. They cannot be interpreted as summary statistics of the population of interest.			
# pfb0201i: 二.2.1.兄弟姊妹情況：兄9出生年(民國)			
Information	[Type= discrete] [Format=numeric] [Range= 8888-9999] [Missing=*]		
Statistics [NW/ W]	[Valid=2031 /-] [Invalid=0 /-]		
Value	Label	Cases	Percentage
8888	不知道	0	
9996	跳答	2030	<div><div></div></div> 100.0%
9999	遺漏值	1	0.0%
Warning: these figures indicate the number of cases found in the data file. They cannot be interpreted as summary statistics of the population of interest.			
# pfb0202: 二.2.1.兄弟姊妹情況：弟			
Information	[Type= discrete] [Format=numeric] [Range= 0-9999] [Missing=*]		
Statistics [NW/ W]	[Valid=2031 /-] [Invalid=0 /-]		
Value	Label	Cases	Percentage
0	沒有	1147	<div><div></div></div> 56.5%
1	有	382	<div><div></div></div> 18.8%
9996	跳答	498	<div><div></div></div> 24.5%
9999	遺漏值	4	0.2%
Warning: these figures indicate the number of cases found in the data file. They cannot be interpreted as summary statistics of the population of interest.			
# pfb0202a: 二.2.1.兄弟姊妹情況：弟1- 出生年(民國)			
Information	[Type= discrete] [Format=numeric] [Range= 102-9999] [Missing=*]		
Statistics [NW/ W]	[Valid=2031 /-] [Invalid=0 /-]		



# pfb0202a: 二.2.1.兄弟姊妹情況：弟1- 出生年(民國)			
Value	Label	Cases	Percentage
102		14	0.7%
103		35	1.7%
104		162	8.0%
105		122	6.0%
106		49	2.4%
107		1	0.0%
8888	不知道	0	
9996	跳答	1645	81.0%
9999	遺漏值	3	0.1%
Warning: these figures indicate the number of cases found in the data file. They cannot be interpreted as summary statistics of the population of interest.			
# pfb0202b: 二.2.1.兄弟姊妹情況：弟2- 出生年(民國)			
Information	[Type= discrete] [Format=numeric] [Range= 102-9999] [Missing=*]		
Statistics [NW/ W]	[Valid=2031 /-] [Invalid=0 /-]		
Value	Label	Cases	Percentage
102		1	0.0%
104		3	0.1%
105		3	0.1%
106		7	0.3%
8888	不知道	0	
9996	跳答	2014	99.2%
9999	遺漏值	3	0.1%
Warning: these figures indicate the number of cases found in the data file. They cannot be interpreted as summary statistics of the population of interest.			
# pfb0202c: 二.2.1.兄弟姊妹情況：弟3- 出生年(民國)			
Information	[Type= discrete] [Format=numeric] [Range= 106-9999] [Missing=*]		
Statistics [NW/ W]	[Valid=2031 /-] [Invalid=0 /-]		
Value	Label	Cases	Percentage
106		1	0.0%
8888	不知道	0	
9996	跳答	2027	99.8%
9999	遺漏值	3	0.1%
Warning: these figures indicate the number of cases found in the data file. They cannot be interpreted as summary statistics of the population of interest.			
# pfb0202d: 二.2.1.兄弟姊妹情況：弟4- 出生年(民國)			
Information	[Type= discrete] [Format=numeric] [Range= 8888-9999] [Missing=*]		
Statistics [NW/ W]	[Valid=2031 /-] [Invalid=0 /-]		
Value	Label	Cases	Percentage
8888	不知道	0	
9996	跳答	2028	99.9%
9999	遺漏值	3	0.1%
Warning: these figures indicate the number of cases found in the data file. They cannot be interpreted as summary statistics of the population of interest.			
# pfb0202e: 二.2.1.兄弟姊妹情況：弟5- 出生年(民國)			
Information	[Type= discrete] [Format=numeric] [Range= 8888-9999] [Missing=*]		
Statistics [NW/ W]	[Valid=2031 /-] [Invalid=0 /-]		

# pfb0202e: 二.2.1.兄弟姊妹情況：弟5- 出生年(民國)			
Value	Label	Cases	Percentage
8888	不知道	0	
9996	跳答	2028	99.9%
9999	遺漏值	3	0.1%
Warning: these figures indicate the number of cases found in the data file. They cannot be interpreted as summary statistics of the population of interest.			
# pfb0202f: 二.2.1.兄弟姊妹情況：弟6- 出生年(民國)			
Information	[Type= discrete] [Format=numeric] [Range= 8888-9999] [Missing=*]		
Statistics [NW/ W]	[Valid=2031 /-] [Invalid=0 /-]		
Value	Label	Cases	Percentage
8888	不知道	0	
9996	跳答	2028	99.9%
9999	遺漏值	3	0.1%
Warning: these figures indicate the number of cases found in the data file. They cannot be interpreted as summary statistics of the population of interest.			
# pfb0202g: 二.2.1.兄弟姊妹情況：弟7- 出生年(民國)			
Information	[Type= discrete] [Format=numeric] [Range= 8888-9999] [Missing=*]		
Statistics [NW/ W]	[Valid=2031 /-] [Invalid=0 /-]		
Value	Label	Cases	Percentage
8888	不知道	0	
9996	跳答	2028	99.9%
9999	遺漏值	3	0.1%
Warning: these figures indicate the number of cases found in the data file. They cannot be interpreted as summary statistics of the population of interest.			
# pfb0202h: 二.2.1.兄弟姊妹情況：弟8- 出生年(民國)			
Information	[Type= discrete] [Format=numeric] [Range= 8888-9999] [Missing=*]		
Statistics [NW/ W]	[Valid=2031 /-] [Invalid=0 /-]		
Value	Label	Cases	Percentage
8888	不知道	0	
9996	跳答	2028	99.9%
9999	遺漏值	3	0.1%
Warning: these figures indicate the number of cases found in the data file. They cannot be interpreted as summary statistics of the population of interest.			
# pfb0202i: 二.2.1.兄弟姊妹情況：弟9- 出生年(民國)			
Information	[Type= discrete] [Format=numeric] [Range= 8888-9999] [Missing=*]		
Statistics [NW/ W]	[Valid=2031 /-] [Invalid=0 /-]		
Value	Label	Cases	Percentage
8888	不知道	0	
9996	跳答	2028	99.9%
9999	遺漏值	3	0.1%
Warning: these figures indicate the number of cases found in the data file. They cannot be interpreted as summary statistics of the population of interest.			
# pfb0203: 二.2.1.兄弟姊妹情況：姊			
Information	[Type= discrete] [Format=numeric] [Range= 0-9999] [Missing=*]		
Statistics [NW/ W]	[Valid=2031 /-] [Invalid=0 /-]		
Value	Label	Cases	Percentage
0	沒有	983	48.4%

# pfb0203: 二.2.1.兄弟姊妹情況：姊			
Value	Label	Cases	Percentage
1	有	547	<div><div></div></div> 26.9%
9996	跳答	498	<div><div></div></div> 24.5%
9999	遺漏值	3	0.1%
Warning: these figures indicate the number of cases found in the data file. They cannot be interpreted as summary statistics of the population of interest.			
# pfb0203a: 二.2.1.兄弟姊妹情況：姊1- 出生年(民國)			
Information	[Type= discrete] [Format=numeric] [Range= 83-9999] [Missing=*]		
Statistics [NW/ W]	[Valid=2031 /-] [Invalid=0 /-]		
Value	Label	Cases	Percentage
83		1	0.0%
84		5	0.2%
85		2	0.1%
86		6	0.3%
87		8	0.4%
88		4	0.2%
89		5	0.2%
90		7	0.3%
91		14	0.7%
92		8	0.4%
93		11	0.5%
94		13	0.6%
95		23	1.1%
96		32	1.6%
97		46	2.3%
98		46	2.3%
99		64	3.2%
100		124	6.1%
101		98	4.8%
102		21	1.0%
103		8	0.4%
8888	不知道	1	0.0%
9996	跳答	1481	<div><div></div></div> 72.9%
9999	遺漏值	3	0.1%
Warning: these figures indicate the number of cases found in the data file. They cannot be interpreted as summary statistics of the population of interest.			
# pfb0203b: 二.2.1.兄弟姊妹情況：姊2- 出生年(民國)			
Information	[Type= discrete] [Format=numeric] [Range= 86-9999] [Missing=*]		
Statistics [NW/ W]	[Valid=2031 /-] [Invalid=0 /-]		
Value	Label	Cases	Percentage
86		1	0.0%
88		4	0.2%
89		1	0.0%
91		4	0.2%
92		4	0.2%
93		1	0.0%
94		3	0.1%

# pfb0203b: 二.2.1. 兄弟姊妹情況：姊2- 出生年(民國)

Value	Label	Cases	Percentage
95		4	0.2%
96		3	0.1%
97		3	0.1%
98		10	0.5%
99		8	0.4%
100		14	0.7%
101		5	0.2%
102		3	0.1%
103		1	0.0%
8888	不知道	0	
9996	跳答	1959	96.5%
9999	遺漏值	3	0.1%

Warning: these figures indicate the number of cases found in the data file. They cannot be interpreted as summary statistics of the population of interest.

# pfb0203c: 二.2.1. 兄弟姊妹情況：姊3- 出生年(民國)

Information	[Type= discrete] [Format=numeric] [Range= 97-9999] [Missing=*]
Statistics [NW/ W]	[Valid=2031 /-] [Invalid=0 /-]

Value	Label	Cases	Percentage
97		1	0.0%
99		2	0.1%
100		2	0.1%
101		1	0.0%
102		1	0.0%
8888	不知道	0	
9996	跳答	2021	99.5%
9999	遺漏值	3	0.1%

Warning: these figures indicate the number of cases found in the data file. They cannot be interpreted as summary statistics of the population of interest.

# pfb0203d: 二.2.1. 兄弟姊妹情況：姊4- 出生年(民國)

Information	[Type= discrete] [Format=numeric] [Range= 100-9999] [Missing=*]
Statistics [NW/ W]	[Valid=2031 /-] [Invalid=0 /-]

Value	Label	Cases	Percentage
100		2	0.1%
101		1	0.0%
8888	不知道	0	
9996	跳答	2025	99.7%
9999	遺漏值	3	0.1%

Warning: these figures indicate the number of cases found in the data file. They cannot be interpreted as summary statistics of the population of interest.

# pfb0203e: 二.2.1. 兄弟姊妹情況：姊5- 出生年(民國)

Information	[Type= discrete] [Format=numeric] [Range= 8888-9999] [Missing=*]
Statistics [NW/ W]	[Valid=2031 /-] [Invalid=0 /-]

Value	Label	Cases	Percentage
8888	不知道	0	
9996	跳答	2028	99.9%
9999	遺漏值	3	0.1%

# pfb0203e: 二.2.1.兄弟姊妹情況：姊5- 出生年(民國)			
Warning: these figures indicate the number of cases found in the data file. They cannot be interpreted as summary statistics of the population of interest.			
# pfb0203f: 二.2.1.兄弟姊妹情況：姊6- 出生年(民國)			
Information	[Type= discrete] [Format=numeric] [Range= 8888-9999] [Missing=*]		
Statistics [NW/ W]	[Valid=2031 /-] [Invalid=0 /-]		
Value	Label	Cases	Percentage
8888	不知道	0	
9996	跳答	2028	99.9%
9999	遺漏值	3	0.1%
Warning: these figures indicate the number of cases found in the data file. They cannot be interpreted as summary statistics of the population of interest.			
# pfb0203g: 二.2.1.兄弟姊妹情況：姊7- 出生年(民國)			
Information	[Type= discrete] [Format=numeric] [Range= 8888-9999] [Missing=*]		
Statistics [NW/ W]	[Valid=2031 /-] [Invalid=0 /-]		
Value	Label	Cases	Percentage
8888	不知道	0	
9996	跳答	2028	99.9%
9999	遺漏值	3	0.1%
Warning: these figures indicate the number of cases found in the data file. They cannot be interpreted as summary statistics of the population of interest.			
# pfb0203h: 二.2.1.兄弟姊妹情況：姊8- 出生年(民國)			
Information	[Type= discrete] [Format=numeric] [Range= 8888-9999] [Missing=*]		
Statistics [NW/ W]	[Valid=2031 /-] [Invalid=0 /-]		
Value	Label	Cases	Percentage
8888	不知道	0	
9996	跳答	2028	99.9%
9999	遺漏值	3	0.1%
Warning: these figures indicate the number of cases found in the data file. They cannot be interpreted as summary statistics of the population of interest.			
# pfb0203i: 二.2.1.兄弟姊妹情況：姊9- 出生年(民國)			
Information	[Type= discrete] [Format=numeric] [Range= 8888-9999] [Missing=*]		
Statistics [NW/ W]	[Valid=2031 /-] [Invalid=0 /-]		
Value	Label	Cases	Percentage
8888	不知道	0	
9996	跳答	2028	99.9%
9999	遺漏值	3	0.1%
Warning: these figures indicate the number of cases found in the data file. They cannot be interpreted as summary statistics of the population of interest.			
# pfb0204: 二.2.1.兄弟姊妹情況：妹			
Information	[Type= discrete] [Format=numeric] [Range= 0-9999] [Missing=*]		
Statistics [NW/ W]	[Valid=2031 /-] [Invalid=0 /-]		
Value	Label	Cases	Percentage
0	沒有	1181	58.1%
1	有	349	17.2%
9996	跳答	498	24.5%
9999	遺漏值	3	0.1%
Warning: these figures indicate the number of cases found in the data file. They cannot be interpreted as summary statistics of the population of interest.			

# pfb0204a: 二.2.1.兄弟姊妹情況：妹1- 出生年(民國)			
Information	[Type= discrete] [Format=numeric] [Range= 101-9999] [Missing=*]		
Statistics [NW/ W]	[Valid=2031 /-] [Invalid=0 /-]		
Value	Label	Cases	Percentage
101		1	0.0%
102		16	0.8%
103		22	1.1%
104		131	6.5%
105		125	6.2%
106		55	2.7%
107		1	0.0%
8888	不知道	0	
9996	跳答	1679	82.7%
9999	遺漏值	1	0.0%
Warning: these figures indicate the number of cases found in the data file. They cannot be interpreted as summary statistics of the population of interest.			
# pfb0204b: 二.2.1.兄弟姊妹情況：妹2- 出生年(民國)			
Information	[Type= discrete] [Format=numeric] [Range= 106-9999] [Missing=*]		
Statistics [NW/ W]	[Valid=2031 /-] [Invalid=0 /-]		
Value	Label	Cases	Percentage
106		3	0.1%
107		1	0.0%
8888	不知道	0	
9996	跳答	2026	99.8%
9999	遺漏值	1	0.0%
Warning: these figures indicate the number of cases found in the data file. They cannot be interpreted as summary statistics of the population of interest.			
# pfb0204c: 二.2.1.兄弟姊妹情況：妹3- 出生年(民國)			
Information	[Type= discrete] [Format=numeric] [Range= 8888-9999] [Missing=*]		
Statistics [NW/ W]	[Valid=2031 /-] [Invalid=0 /-]		
Value	Label	Cases	Percentage
8888	不知道	0	
9996	跳答	2030	100.0%
9999	遺漏值	1	0.0%
Warning: these figures indicate the number of cases found in the data file. They cannot be interpreted as summary statistics of the population of interest.			
# pfb0204d: 二.2.1.兄弟姊妹情況：妹4- 出生年(民國)			
Information	[Type= discrete] [Format=numeric] [Range= 8888-9999] [Missing=*]		
Statistics [NW/ W]	[Valid=2031 /-] [Invalid=0 /-]		
Value	Label	Cases	Percentage
8888	不知道	0	
9996	跳答	2030	100.0%
9999	遺漏值	1	0.0%
Warning: these figures indicate the number of cases found in the data file. They cannot be interpreted as summary statistics of the population of interest.			
# pfb0204e: 二.2.1.兄弟姊妹情況：妹5- 出生年(民國)			
Information	[Type= discrete] [Format=numeric] [Range= 8888-9999] [Missing=*]		
Statistics [NW/ W]	[Valid=2031 /-] [Invalid=0 /-]		

# pfb0204e: 二.2.1. 兄弟姊妹情況：妹5- 出生年(民國)

Value	Label	Cases	Percentage
8888	不知道	0	
9996	跳答	2030	100.0%
9999	遺漏值	1	0.0%

*Warning: these figures indicate the number of cases found in the data file. They cannot be interpreted as summary statistics of the population of interest.*

# <b>pfb0204f:</b> 二.2.1.兄弟姊妹情況：妹6- 出生年(民國)			
<b>Information</b>		[Type= discrete] [Format=numeric] [Range= 8888-9999] [Missing=*]	
<b>Statistics [NW/ W]</b>		[Valid=2031 /-] [Invalid=0 /-]	
<b>Value</b>	<b>Label</b>	<b>Cases</b>	<b>Percentage</b>
8888	不知道	0	
9996	跳答	2030	100.0%
9999	遺漏值	1	0.0%
<i>Warning: these figures indicate the number of cases found in the data file. They cannot be interpreted as summary statistics of the population of interest.</i>			
# <b>pfb0204g:</b> 二.2.1.兄弟姊妹情況：妹7- 出生年(民國)			
<b>Information</b>		[Type= discrete] [Format=numeric] [Range= 8888-9999] [Missing=*]	
<b>Statistics [NW/ W]</b>		[Valid=2031 /-] [Invalid=0 /-]	
<b>Value</b>	<b>Label</b>	<b>Cases</b>	<b>Percentage</b>
8888	不知道	0	
9996	跳答	2030	100.0%
9999	遺漏值	1	0.0%
<i>Warning: these figures indicate the number of cases found in the data file. They cannot be interpreted as summary statistics of the population of interest.</i>			
# <b>pfb0204h:</b> 二.2.1.兄弟姊妹情況：妹8- 出生年(民國)			
<b>Information</b>		[Type= discrete] [Format=numeric] [Range= 8888-9999] [Missing=*]	
<b>Statistics [NW/ W]</b>		[Valid=2031 /-] [Invalid=0 /-]	
<b>Value</b>	<b>Label</b>	<b>Cases</b>	<b>Percentage</b>
8888	不知道	0	
9996	跳答	2030	100.0%
9999	遺漏值	1	0.0%
<i>Warning: these figures indicate the number of cases found in the data file. They cannot be interpreted as summary statistics of the population of interest.</i>			
# <b>pfb0204i:</b> 二.2.1.兄弟姊妹情況：妹9- 出生年(民國)			
<b>Information</b>		[Type= discrete] [Format=numeric] [Range= 8888-9999] [Missing=*]	
<b>Statistics [NW/ W]</b>		[Valid=2031 /-] [Invalid=0 /-]	
<b>Value</b>	<b>Label</b>	<b>Cases</b>	<b>Percentage</b>
8888	不知道	0	
9996	跳答	2030	100.0%
9999	遺漏值	1	0.0%
<i>Warning: these figures indicate the number of cases found in the data file. They cannot be interpreted as summary statistics of the population of interest.</i>			
# <b>pfb03:</b> 二.3.這孩子幾歲開始托給別人照顧?			
<b>Information</b>		[Type= discrete] [Format=numeric] [Range= 1-9999] [Missing=*]	
<b>Statistics [NW/ W]</b>		[Valid=2031 /-] [Invalid=0 /-]	
<b>Value</b>	<b>Label</b>	<b>Cases</b>	<b>Percentage</b>
1	沒有給父母以外的人照顧過	593	29.2%
2	有, __歲__月(足歲)開始由父母以外的人照顧	1436	70.7%
3	拒答	1	0.0%
4	不知道	1	0.0%
9999	遺漏值	0	
<i>Warning: these figures indicate the number of cases found in the data file. They cannot be interpreted as summary statistics of the population of interest.</i>			
# <b>pfb03a:</b> 二.3.這孩子幾歲開始托給別人照顧?__歲開始由父母以外的人照顧			
<b>Information</b>		[Type= discrete] [Format=numeric] [Range= 0-9999] [Missing=*]	



# pfb03a: 二.3. 這孩子幾歲開始托給別人照顧?—歲開始由父母以外的人照顧

Statistics [NW/ W] [Valid=2031 /-] [Invalid=0 /-]

Value	Label	Cases	Percentage
0		854	42.0%
1		138	6.8%
2		188	9.3%
3		232	11.4%
4		19	0.9%
8888	不知道	0	
9996	跳答	594	29.2%
9999	遺漏值	6	0.3%

Warning: these figures indicate the number of cases found in the data file. They cannot be interpreted as summary statistics of the population of interest.

# pfb03b: 二.3. 這孩子幾歲開始托給別人照顧?—月開始由父母以外的人照顧

Information [Type= discrete] [Format=numeric] [Range= 0-9999] [Missing=\*]

Statistics [NW/ W] [Valid=2031 /-] [Invalid=0 /-]

Value	Label	Cases	Percentage
0		281	13.8%
1		211	10.4%
2		344	16.9%
3		103	5.1%
4		62	3.1%
5		29	1.4%
6		139	6.8%
7		34	1.7%
8		87	4.3%
9		37	1.8%
10		53	2.6%
11		45	2.2%
8888	不知道	3	0.1%
9996	跳答	594	29.2%
9999	遺漏值	9	0.4%

Warning: these figures indicate the number of cases found in the data file. They cannot be interpreted as summary statistics of the population of interest.

# pfb04: 二.4. 由孩子出生到現在， 白天照顧這孩子的人(不含父母)是否更換過?(臨時托育不算)

Information [Type= discrete] [Format=numeric] [Range= 1-9999] [Missing=\*]

Statistics [NW/ W] [Valid=2031 /-] [Invalid=0 /-]

Value	Label	Cases	Percentage
1	沒有更換過	540	26.6%
2	有更換過，到目前為止總共換過—位照顧者	884	43.5%
3	拒答	0	
4	不知道	0	
9996	跳答	593	29.2%
9999	遺漏值	14	0.7%

Warning: these figures indicate the number of cases found in the data file. They cannot be interpreted as summary statistics of the population of interest.

# pfb04a: 二.4. 由孩子出生到現在， 白天照顧這孩子的人有更換過，到目前為止總共換過—位照顧者

Information [Type= discrete] [Format=numeric] [Range= 1-9999] [Missing=\*]

# pfb04a: 二.4.由孩子出生到現在，白天照顧這孩子的人有更換過，到目前為止總共換過__位照顧者			
Statistics [NW/ W]		[Valid=2031 /-] [Invalid=0 /-]	
Value	Label	Cases	Percentage
1		284	<div><div></div></div> 14.0%
2		385	<div><div></div></div> 19.0%
3		132	<div><div></div></div> 6.5%
4		54	<div><div></div></div> 2.7%
5		15	<div><div></div></div> 0.7%
6		5	<div><div></div></div> 0.2%
7		3	<div><div></div></div> 0.1%
8		2	<div><div></div></div> 0.1%
12		1	<div><div></div></div> 0.0%
8888	不知道	0	
9996	跳答	1133	<div><div></div></div> 55.8%
9999	遺漏值	17	<div><div></div></div> 0.8%
Warning: these figures indicate the number of cases found in the data file. They cannot be interpreted as summary statistics of the population of interest.			
# pfb050a: 二.5.目前白天的主要照顧者，與孩子關係是?			
Information		[Type= discrete] [Format=numeric] [Range= 1-9999] [Missing=*]	
Statistics [NW/ W]		[Valid=2031 /-] [Invalid=0 /-]	
Value	Label	Cases	Percentage
1	父親	5	<div><div></div></div> 0.2%
2	母親	58	<div><div></div></div> 2.9%
3	祖父(母)	209	<div><div></div></div> 10.3%
4	外祖父(母)	96	<div><div></div></div> 4.7%
5	朋友	4	<div><div></div></div> 0.2%
6	在宅保母	16	<div><div></div></div> 0.8%
7	到宅保母	3	<div><div></div></div> 0.1%
8	幼兒園或托嬰中心教保人員	953	<div><div></div></div> 46.9%
9	其他	9	<div><div></div></div> 0.4%
9996	跳答	593	<div><div></div></div> 29.2%
9999	遺漏值	85	<div><div></div></div> 4.2%
Warning: these figures indicate the number of cases found in the data file. They cannot be interpreted as summary statistics of the population of interest.			
# pfb050b: 二.5.目前白天的主要照顧者，與孩子關係是?其他(請說明)			
Information		[Type= discrete] [Format=character] [Missing=*]	
Statistics [NW/ W]		[Valid=9 /-] [Invalid=0 /-]	
Value	Label	Cases	Percentage
姑姑		2	<div><div></div></div> 22.2%
姑婆		1	<div><div></div></div> 11.1%
姨婆		1	<div><div></div></div> 11.1%
曾祖母		3	<div><div></div></div> 33.3%
阿姨		2	<div><div></div></div> 22.2%
Warning: these figures indicate the number of cases found in the data file. They cannot be interpreted as summary statistics of the population of interest.			
# pfb05a: 二.5.1.目前白天主要照顧這孩子的人，是從孩子何時開始照顧__歲			
Information		[Type= discrete] [Format=numeric] [Range= 0-9999] [Missing=*]	
Statistics [NW/ W]		[Valid=2031 /-] [Invalid=0 /-]	

# **pfb05a:** 二.5.1. 目前白天主要照顧這孩子的人，是從孩子何時開始照顧——歲

Value	Label	Cases	Percentage
0		281	13.8%
1		62	3.1%
2		290	14.3%
3		727	35.8%
4		59	2.9%
8888	不知道	2	0.1%
9996	跳答	593	29.2%
9999	遺漏值	17	0.8%

Warning: these figures indicate the number of cases found in the data file. They cannot be interpreted as summary statistics of the population of interest.

# **pfb05b:** 二.5.1. 目前白天主要照顧這孩子的人，是從孩子何時開始照顧——月

Information	[Type= discrete] [Format=numeric] [Range= 0-9999] [Missing=*]
Statistics [NW/ W]	[Valid=2031 /-] [Invalid=0 /-]

Value	Label	Cases	Percentage
0		336	16.5%
1		109	5.4%
2		147	7.2%
3		83	4.1%
4		59	2.9%
5		41	2.0%
6		246	12.1%
7		43	2.1%
8		92	4.5%
9		63	3.1%
10		109	5.4%
11		87	4.3%
8888	不知道	5	0.2%
9996	跳答	593	29.2%
9999	遺漏值	18	0.9%

Warning: these figures indicate the number of cases found in the data file. They cannot be interpreted as summary statistics of the population of interest.

# **pfb0501a:** 二.5.1. 目前白天主要照顧這孩子的人，平均每週照顧——天

Information	[Type= discrete] [Format=numeric] [Range= 2-9999] [Missing=*]
Statistics [NW/ W]	[Valid=2031 /-] [Invalid=0 /-]

Value	Label	Cases	Percentage
2		2	0.1%
3		2	0.1%
4		19	0.9%
5		1248	61.4%
6		38	1.9%
7		115	5.7%
8888	不知道	0	
9996	跳答	593	29.2%
9999	遺漏值	14	0.7%

Warning: these figures indicate the number of cases found in the data file. They cannot be interpreted as summary statistics of the population of interest.

# pfb0501b: 二.5.1. 目前白天主要照顧這孩子的人, 平均每天照顧___小時			
Information	[Type= discrete] [Format=numeric] [Range= 0-9999] [Missing=*]		
Statistics [NW/ W]	[Valid=2031 /-] [Invalid=0 /-]		
Value	Label	Cases	Percentage
0		1	0.0%
3		3	0.1%
4		13	0.6%
5		3	0.1%
6		30	1.5%
7		80	3.9%
8		555	27.3%
9		293	14.4%
10		217	10.7%
11		26	1.3%
12		69	3.4%
13		3	0.1%
14		8	0.4%
15		2	0.1%
16		2	0.1%
18		1	0.0%
20		4	0.2%
21		1	0.0%
23		1	0.0%
24		111	5.5%
8888	不知道	1	0.0%
9996	跳答	593	29.2%
9999	遺漏值	14	0.7%
Warning: these figures indicate the number of cases found in the data file. They cannot be interpreted as summary statistics of the population of interest.			
# pfb0502: 二.5.2. 這孩子白天在哪裡被照顧?			
Information	[Type= discrete] [Format=numeric] [Range= 1-9999] [Missing=*]		
Statistics [NW/ W]	[Valid=2031 /-] [Invalid=0 /-]		
Value	Label	Cases	Percentage
1	孩子自家	309	15.2%
2	親友家	95	4.7%
3	保母家	15	0.7%
4	托嬰中心	7	0.3%
5	幼兒園	990	48.7%
6	其他	7	0.3%
7	拒答	0	
8	不知道	1	0.0%
9996	跳答	593	29.2%
9999	遺漏值	14	0.7%
Warning: these figures indicate the number of cases found in the data file. They cannot be interpreted as summary statistics of the population of interest.			
# pfb0502a: 二.5.2. 這孩子白天在哪裡被照顧?其他(請說明)			
Information	[Type= discrete] [Format=character] [Missing=*]		

# pfb0502a: 二.5.2. 這孩子白天在哪裡被照顧?其他(請說明)			
Statistics [NW/ W]		[Valid=7 /-] [Invalid=0 /-]	
Value	Label	Cases	Percentage
安親班		1	<div></div> 14.3%
早療機構		3	<div></div> 42.9%
書院		1	<div></div> 14.3%
營業店面		1	<div></div> 14.3%
育幼院		1	<div></div> 14.3%
Warning: these figures indicate the number of cases found in the data file. They cannot be interpreted as summary statistics of the population of interest.			
# pfb06: 二.6. 這孩子是否自己一人睡在一個房間?			
Information		[Type= discrete] [Format=numeric] [Range= 1-9999] [Missing=*]	
Statistics [NW/ W]		[Valid=2031 /-] [Invalid=0 /-]	
Value	Label	Cases	Percentage
1	不是[續答第6.1題]	1998	<div></div> 98.4%
2	是[跳答第8題]	31	<div></div> 1.5%
3	拒答	0	
4	不知道	1	<div></div> 0.0%
9999	遺漏值	1	<div></div> 0.0%
Warning: these figures indicate the number of cases found in the data file. They cannot be interpreted as summary statistics of the population of interest.			
# pfb0601: 二.6.1. 這孩子不是自己一人睡，跟下列人一起睡在一個房間(複選)(1)父親			
Information		[Type= discrete] [Format=numeric] [Range= 0-9999] [Missing=*]	
Statistics [NW/ W]		[Valid=2031 /-] [Invalid=0 /-]	
Value	Label	Cases	Percentage
0	沒有	615	<div></div> 30.3%
1	有	1383	<div></div> 68.1%
9996	跳答	32	<div></div> 1.6%
9999	遺漏值	1	<div></div> 0.0%
Warning: these figures indicate the number of cases found in the data file. They cannot be interpreted as summary statistics of the population of interest.			
# pfb0602: 二.6.1. 這孩子不是自己一人睡，跟下列人一起睡在一個房間(複選)(2)母親			
Information		[Type= discrete] [Format=numeric] [Range= 0-9999] [Missing=*]	
Statistics [NW/ W]		[Valid=2031 /-] [Invalid=0 /-]	
Value	Label	Cases	Percentage
0	沒有	322	<div></div> 15.9%
1	有	1676	<div></div> 82.5%
9996	跳答	32	<div></div> 1.6%
9999	遺漏值	1	<div></div> 0.0%
Warning: these figures indicate the number of cases found in the data file. They cannot be interpreted as summary statistics of the population of interest.			
# pfb0603: 二.6.1. 這孩子不是自己一人睡，跟下列人一起睡在一個房間(複選)(3)祖父(母)			
Information		[Type= discrete] [Format=numeric] [Range= 0-9999] [Missing=*]	
Statistics [NW/ W]		[Valid=2031 /-] [Invalid=0 /-]	
Value	Label	Cases	Percentage
0	沒有	1869	<div></div> 92.0%
1	有	129	<div></div> 6.4%
9996	跳答	32	<div></div> 1.6%

# <b>pfb0603:</b> 二.6.1.這孩子不是自己一人睡, 跟下列人一起睡在一個房間(複選)(3)祖父(母)			
Value	Label	Cases	Percentage
9999	遺漏值	1	0.0%
<i>Warning: these figures indicate the number of cases found in the data file. They cannot be interpreted as summary statistics of the population of interest.</i>			
# <b>pfb0604:</b> 二.6.1.這孩子不是自己一人睡, 跟下列人一起睡在一個房間(複選)(4)外祖父(母)			
Information	[Type= discrete] [Format=numeric] [Range= 0-9999] [Missing=*]		
Statistics [NW/ W]	[Valid=2031 /-] [Invalid=0 /-]		
Value	Label	Cases	Percentage
0	沒有	1914	94.2%
1	有	84	4.1%
9996	跳答	32	1.6%
9999	遺漏值	1	0.0%
<i>Warning: these figures indicate the number of cases found in the data file. They cannot be interpreted as summary statistics of the population of interest.</i>			
# <b>pfb0605:</b> 二.6.1.這孩子不是自己一人睡, 跟下列人一起睡在一個房間(複選)(5)兄弟姊妹			
Information	[Type= discrete] [Format=numeric] [Range= 0-9999] [Missing=*]		
Statistics [NW/ W]	[Valid=2031 /-] [Invalid=0 /-]		
Value	Label	Cases	Percentage
0	沒有	929	45.7%
1	有	1070	52.7%
9996	跳答	31	1.5%
9999	遺漏值	1	0.0%
<i>Warning: these figures indicate the number of cases found in the data file. They cannot be interpreted as summary statistics of the population of interest.</i>			
# <b>pfb0606:</b> 二.6.1.這孩子不是自己一人睡, 跟下列人一起睡在一個房間(複選)(6)保母			
Information	[Type= discrete] [Format=numeric] [Range= 0-9999] [Missing=*]		
Statistics [NW/ W]	[Valid=2031 /-] [Invalid=0 /-]		
Value	Label	Cases	Percentage
0	沒有	1997	98.3%
1	有	1	0.0%
9996	跳答	32	1.6%
9999	遺漏值	1	0.0%
<i>Warning: these figures indicate the number of cases found in the data file. They cannot be interpreted as summary statistics of the population of interest.</i>			
# <b>pfb0607:</b> 二.6.1.這孩子不是自己一人睡, 跟下列人一起睡在一個房間(複選)(7)幫傭			
Information	[Type= discrete] [Format=numeric] [Range= 0-9999] [Missing=*]		
Statistics [NW/ W]	[Valid=2031 /-] [Invalid=0 /-]		
Value	Label	Cases	Percentage
0	沒有	1994	98.2%
1	有	4	0.2%
9996	跳答	32	1.6%
9999	遺漏值	1	0.0%
<i>Warning: these figures indicate the number of cases found in the data file. They cannot be interpreted as summary statistics of the population of interest.</i>			
# <b>pfb0608:</b> 二.6.1.這孩子不是自己一人睡, 跟下列人一起睡在一個房間(複選)(8)其他			
Information	[Type= discrete] [Format=numeric] [Range= 0-9999] [Missing=*]		
Statistics [NW/ W]	[Valid=2031 /-] [Invalid=0 /-]		

















# pfb0608: 二.6.1.這孩子不是自己一人睡，跟下列人一起睡在一個房間(複選)(8)其他			
Value	Label	Cases	Percentage
0	沒有	1976	<div><div></div></div> 97.3%
1	有	22	<div><div></div></div> 1.1%
9996	跳答	32	<div><div></div></div> 1.6%
9999	遺漏值	1	<div><div></div></div> 0.0%
Warning: these figures indicate the number of cases found in the data file. They cannot be interpreted as summary statistics of the population of interest.			
# pfb0608a: 二.6.1.這孩子不是自己一人睡，跟下列人一起睡在一個房間(複選)(8)其他(請說明)			
Information	[Type= discrete] [Format=character] [Missing=*]		
Statistics [NW/ W]	[Valid=22 /-] [Invalid=0 /-]		
Value	Label	Cases	Percentage
堂弟		1	<div><div></div></div> 4.5%
姑姑		2	<div><div></div></div> 9.1%
姑婆		1	<div><div></div></div> 4.5%
姑婆， 姑公		1	<div><div></div></div> 4.5%
小阿姨		1	<div><div></div></div> 4.5%
幼兒姨媽		1	<div><div></div></div> 4.5%
曾祖母		5	<div><div></div></div> 22.7%
母再婚配偶		1	<div><div></div></div> 4.5%
母親同居人		1	<div><div></div></div> 4.5%
母親男友		1	<div><div></div></div> 4.5%
爸爸的同居人		1	<div><div></div></div> 4.5%
舅公祖		1	<div><div></div></div> 4.5%
舅舅， 阿姨		1	<div><div></div></div> 4.5%
表哥		1	<div><div></div></div> 4.5%
表姊表哥		1	<div><div></div></div> 4.5%
表弟		1	<div><div></div></div> 4.5%
阿姨		1	<div><div></div></div> 4.5%
Warning: these figures indicate the number of cases found in the data file. They cannot be interpreted as summary statistics of the population of interest.			
# pfb07: 二.7.這孩子是否自己一人睡在自己的床?			
Information	[Type= discrete] [Format=numeric] [Range= 1-9999] [Missing=*]		
Statistics [NW/ W]	[Valid=2031 /-] [Invalid=0 /-]		
Value	Label	Cases	Percentage
1	不是[續答第7.1題]	1610	<div><div></div></div> 79.3%
2	是	387	<div><div></div></div> 19.1%
3	拒答	2	<div><div></div></div> 0.1%
4	不知道	0	
9996	跳答	31	<div><div></div></div> 1.5%
9999	遺漏值	1	<div><div></div></div> 0.0%
Warning: these figures indicate the number of cases found in the data file. They cannot be interpreted as summary statistics of the population of interest.			
# pfb0701: 二.7.1.這孩子不是自己一人睡在自己的床，跟下列人一起睡一張床(複選)(1)父親			
Information	[Type= discrete] [Format=numeric] [Range= 0-9999] [Missing=*]		
Statistics [NW/ W]	[Valid=2031 /-] [Invalid=0 /-]		
Value	Label	Cases	Percentage
0	沒有	701	<div><div></div></div> 34.5%

# pfb0701: 二.7.1.這孩子不是自己一人睡在自己的床, 跟下列人一起睡一張床(複選)(1)父親			
Value	Label	Cases	Percentage
1	有	909	<div><div></div></div> 44.8%
9996	跳答	389	<div><div></div></div> 19.2%
9999	遺漏值	32	<div><div></div></div> 1.6%
Warning: these figures indicate the number of cases found in the data file. They cannot be interpreted as summary statistics of the population of interest.			
# pfb0702: 二.7.1.這孩子不是自己一人睡在自己的床, 跟下列人一起睡一張床(複選)(2)母親			
Information	[Type= discrete] [Format=numeric] [Range= 0-9999] [Missing=*]		
Statistics [NW/ W]	[Valid=2031 /-] [Invalid=0 /-]		
Value	Label	Cases	Percentage
0	沒有	338	<div><div></div></div> 16.6%
1	有	1272	<div><div></div></div> 62.6%
9996	跳答	389	<div><div></div></div> 19.2%
9999	遺漏值	32	<div><div></div></div> 1.6%
Warning: these figures indicate the number of cases found in the data file. They cannot be interpreted as summary statistics of the population of interest.			
# pfb0703: 二.7.1.這孩子不是自己一人睡在自己的床, 跟下列人一起睡一張床(複選)(3)祖父(母)			
Information	[Type= discrete] [Format=numeric] [Range= 0-9999] [Missing=*]		
Statistics [NW/ W]	[Valid=2031 /-] [Invalid=0 /-]		
Value	Label	Cases	Percentage
0	沒有	1499	<div><div></div></div> 73.8%
1	有	111	<div><div></div></div> 5.5%
9996	跳答	389	<div><div></div></div> 19.2%
9999	遺漏值	32	<div><div></div></div> 1.6%
Warning: these figures indicate the number of cases found in the data file. They cannot be interpreted as summary statistics of the population of interest.			
# pfb0704: 二.7.1.這孩子不是自己一人睡在自己的床, 跟下列人一起睡一張床(複選)(4)外祖父(母)			
Information	[Type= discrete] [Format=numeric] [Range= 0-9999] [Missing=*]		
Statistics [NW/ W]	[Valid=2031 /-] [Invalid=0 /-]		
Value	Label	Cases	Percentage
0	沒有	1537	<div><div></div></div> 75.7%
1	有	73	<div><div></div></div> 3.6%
9996	跳答	389	<div><div></div></div> 19.2%
9999	遺漏值	32	<div><div></div></div> 1.6%
Warning: these figures indicate the number of cases found in the data file. They cannot be interpreted as summary statistics of the population of interest.			
# pfb0705: 二.7.1.這孩子不是自己一人睡在自己的床, 跟下列人一起睡一張床(複選)(5)兄弟姊妹			
Information	[Type= discrete] [Format=numeric] [Range= 0-9999] [Missing=*]		
Statistics [NW/ W]	[Valid=2031 /-] [Invalid=0 /-]		
Value	Label	Cases	Percentage
0	沒有	893	<div><div></div></div> 44.0%
1	有	717	<div><div></div></div> 35.3%
9996	跳答	389	<div><div></div></div> 19.2%
9999	遺漏值	32	<div><div></div></div> 1.6%
Warning: these figures indicate the number of cases found in the data file. They cannot be interpreted as summary statistics of the population of interest.			
# pfb0706: 二.7.1.這孩子不是自己一人睡在自己的床, 跟下列人一起睡一張床(複選)(6)保母			
Information	[Type= discrete] [Format=numeric] [Range= 0-9999] [Missing=*]		



# pfb0706: 二.7.1.這孩子不是自己一人睡在自己的床, 跟下列人一起睡一張床(複選)(6)保母			
Statistics [NW/ W]		[Valid=2031 /-] [Invalid=0 /-]	
Value	Label	Cases	Percentage
0	沒有	1610	79.3%
1	有	0	
9996	跳答	389	19.2%
9999	遺漏值	32	1.6%
Warning: these figures indicate the number of cases found in the data file. They cannot be interpreted as summary statistics of the population of interest.			
# pfb0707: 二.7.1.這孩子不是自己一人睡在自己的床, 跟下列人一起睡一張床(複選)(7)幫傭			
Information		[Type= discrete] [Format=numeric] [Range= 0-9999] [Missing=*]	
Statistics [NW/ W]		[Valid=2031 /-] [Invalid=0 /-]	
Value	Label	Cases	Percentage
0	沒有	1607	79.1%
1	有	3	0.1%
9996	跳答	389	19.2%
9999	遺漏值	32	1.6%
Warning: these figures indicate the number of cases found in the data file. They cannot be interpreted as summary statistics of the population of interest.			
# pfb0708: 二.7.1.這孩子不是自己一人睡在自己的床, 跟下列人一起睡一張床(複選)(8)其他			
Information		[Type= discrete] [Format=numeric] [Range= 0-9999] [Missing=*]	
Statistics [NW/ W]		[Valid=2031 /-] [Invalid=0 /-]	
Value	Label	Cases	Percentage
0	沒有	1593	78.4%
1	有	17	0.8%
9996	跳答	389	19.2%
9999	遺漏值	32	1.6%
Warning: these figures indicate the number of cases found in the data file. They cannot be interpreted as summary statistics of the population of interest.			
# pfb0708a: 二.7.1.這孩子不是自己一人睡在自己的床, 跟下列人一起睡一張床(複選)(8)其他(請說明)			
Information		[Type= discrete] [Format=character] [Missing=*]	
Statistics [NW/ W]		[Valid=17 /-] [Invalid=0 /-]	
Value	Label	Cases	Percentage
堂弟		1	5.9%
姑姑		1	5.9%
姑婆		2	11.8%
小阿姨		1	5.9%
幼兒姨媽		1	5.9%
曾祖母		4	23.5%
母親同居人		1	5.9%
母親男友		1	5.9%
舅公祖		1	5.9%
舅舅		1	5.9%
表哥表姊		1	5.9%
表弟		1	5.9%
阿姨		1	5.9%
Warning: these figures indicate the number of cases found in the data file. They cannot be interpreted as summary statistics of the population of interest.			

# pfb0801: 二.8.1.語言接觸情況：這孩子白天最常聽到哪種語言			
Information	[Type= discrete] [Format=numeric] [Range= 1-9999] [Missing=*]		
Statistics [NW/ W]	[Valid=2031 /-] [Invalid=0 /-]		
Value	Label	Cases	Percentage
1	國語	1829	90.1%
2	閩南語	148	7.3%
3	客語	33	1.6%
4	原住民族語	1	0.0%
5	英語	14	0.7%
6	?	3	0.1%
7	其他	2	0.1%
8	拒答	0	
9	不知道	0	
9999	遺漏值	1	0.0%
Warning: these figures indicate the number of cases found in the data file. They cannot be interpreted as summary statistics of the population of interest.			
# pfb0801a: 二.8.1.語言接觸情況：這孩子白天最常聽到哪種語言：其他(請說明)			
Information	[Type= discrete] [Format=character] [Missing=*]		
Statistics [NW/ W]	[Valid=2 /-] [Invalid=0 /-]		
Value	Label	Cases	Percentage
國語台語各半		1	50.0%
法語		1	50.0%
Warning: these figures indicate the number of cases found in the data file. They cannot be interpreted as summary statistics of the population of interest.			
# pfb0802: 二.8.2.語言接觸情況：這孩子晚上最常聽到哪種語言			
Information	[Type= discrete] [Format=numeric] [Range= 1-9999] [Missing=*]		
Statistics [NW/ W]	[Valid=2031 /-] [Invalid=0 /-]		
Value	Label	Cases	Percentage
1	國語	1779	87.6%
2	閩南語	228	11.2%
3	客語	8	0.4%
4	原住民族語	3	0.1%
5	英語	2	0.1%
6	?	6	0.3%
7	其他	3	0.1%
8	拒答	0	
9	不知道	1	0.0%
9999	遺漏值	1	0.0%
Warning: these figures indicate the number of cases found in the data file. They cannot be interpreted as summary statistics of the population of interest.			
# pfb0802a: 二.8.2.語言接觸情況：這孩子晚上最常聽到哪種語言：其他(請說明)			
Information	[Type= discrete] [Format=character] [Missing=*]		
Statistics [NW/ W]	[Valid=3 /-] [Invalid=0 /-]		
Value	Label	Cases	Percentage
國台語各半		2	66.7%
法文		1	33.3%
Warning: these figures indicate the number of cases found in the data file. They cannot be interpreted as summary statistics of the population of interest.			

# pfb080301: 二.8.3. 語言接觸情況：這孩子會使用哪一種本土語言?(1)不會使用本土語言			
Information	[Type= discrete] [Format=numeric] [Range= 0-9999] [Missing=*]		
Statistics [NW/ W]	[Valid=2031 /-] [Invalid=0 /-]		
Value	Label	Cases	Percentage
0	沒有	1428	 70.3%
1	有	603	 29.7%
9999	遺漏值	0	
Warning: these figures indicate the number of cases found in the data file. They cannot be interpreted as summary statistics of the population of interest.			
# pfb080302: 二.8.3. 語言接觸情況：這孩子會使用哪一種本土語言?(2)閩南語			
Information	[Type= discrete] [Format=numeric] [Range= 0-9999] [Missing=*]		
Statistics [NW/ W]	[Valid=2031 /-] [Invalid=0 /-]		
Value	Label	Cases	Percentage
0	沒有	714	 35.2%
1	有	1317	 64.8%
9999	遺漏值	0	
Warning: these figures indicate the number of cases found in the data file. They cannot be interpreted as summary statistics of the population of interest.			
# pfb08030201: 二.8.3. 語言接觸情況：這孩子會使用哪一種本土語言?(2)閩南語：熟練程度			
Information	[Type= discrete] [Format=numeric] [Range= 1-9999] [Missing=*]		
Statistics [NW/ W]	[Valid=2031 /-] [Invalid=0 /-]		
Value	Label	Cases	Percentage
1	剛表現出該項能力	507	 25.0%
2	已表現出該項能力，但還未完全熟練;有時會，有時不太會	650	 32.0%
3	已能非常熟練地表現出該項能力	157	 7.7%
9996	跳答	712	 35.1%
9999	遺漏值	5	 0.2%
Warning: these figures indicate the number of cases found in the data file. They cannot be interpreted as summary statistics of the population of interest.			
# pfb080303: 二.8.3. 語言接觸情況：這孩子會使用哪一種本土語言?(3)客語			
Information	[Type= discrete] [Format=numeric] [Range= 0-9999] [Missing=*]		
Statistics [NW/ W]	[Valid=2031 /-] [Invalid=0 /-]		
Value	Label	Cases	Percentage
0	沒有	1904	 93.7%
1	有	127	 6.3%
9999	遺漏值	0	
Warning: these figures indicate the number of cases found in the data file. They cannot be interpreted as summary statistics of the population of interest.			
# pfb08030301: 二.8.3. 語言接觸情況：這孩子會使用哪一種本土語言?(3)客語：熟練程度			
Information	[Type= discrete] [Format=numeric] [Range= 1-9999] [Missing=*]		
Statistics [NW/ W]	[Valid=2031 /-] [Invalid=0 /-]		
Value	Label	Cases	Percentage
1	剛表現出該項能力	91	 4.5%
2	已表現出該項能力，但還未完全熟練;有時會，有時不太會	32	 1.6%
3	已能非常熟練地表現出該項能力	3	 0.1%
9996	跳答	1904	 93.7%
9999	遺漏值	1	 0.0%
Warning: these figures indicate the number of cases found in the data file. They cannot be interpreted as summary statistics of the population of interest.			

# pfb080304: 二.8.3. 語言接觸情況：這孩子會使用哪一種本土語言?(4)原住民族語			
Information	[Type= discrete] [Format=numeric] [Range= 0-9999] [Missing=*]		
Statistics [NW/ W]	[Valid=2031 /-] [Invalid=0 /-]		
Value	Label	Cases	Percentage
0	沒有	2007	98.8%
1	有	24	1.2%
9999	遺漏值	0	
Warning: these figures indicate the number of cases found in the data file. They cannot be interpreted as summary statistics of the population of interest.			
# pfb08030401: 二.8.3. 語言接觸情況：這孩子會使用哪一種本土語言?(4)原住民族語：熟練程度			
Information	[Type= discrete] [Format=numeric] [Range= 1-9999] [Missing=*]		
Statistics [NW/ W]	[Valid=2031 /-] [Invalid=0 /-]		
Value	Label	Cases	Percentage
1	剛表現出該項能力	18	0.9%
2	已表現出該項能力，但還未完全熟練; 有時會，有時不太會	6	0.3%
3	已能非常熟練地表現出該項能力	0	
9996	跳答	2006	98.8%
9999	遺漏值	1	0.0%
Warning: these figures indicate the number of cases found in the data file. They cannot be interpreted as summary statistics of the population of interest.			
# pfb080305: 二.8.3. 語言接觸情況：這孩子會使用哪一種本土語言?(5)其他			
Information	[Type= discrete] [Format=numeric] [Range= 0-9999] [Missing=*]		
Statistics [NW/ W]	[Valid=2031 /-] [Invalid=0 /-]		
Value	Label	Cases	Percentage
0	沒有	2030	100.0%
1	有	0	
9999	遺漏值	1	0.0%
Warning: these figures indicate the number of cases found in the data file. They cannot be interpreted as summary statistics of the population of interest.			
# pfb08030501: 二.8.3. 語言接觸情況：這孩子會使用哪一種本土語言?(5)其他本土語言：熟練程度			
Information	[Type= discrete] [Format=numeric] [Range= 1-9999] [Missing=*]		
Statistics [NW/ W]	[Valid=2031 /-] [Invalid=0 /-]		
Value	Label	Cases	Percentage
1	剛表現出該項能力	1	0.0%
2	已表現出該項能力，但還未完全熟練; 有時會，有時不太會	0	
3	已能非常熟練地表現出該項能力	0	
9996	跳答	2030	100.0%
9999	遺漏值	0	
Warning: these figures indicate the number of cases found in the data file. They cannot be interpreted as summary statistics of the population of interest.			

# pfb080305a: 二.8.3.語言接觸情況：這孩子會使用哪一種本土語言?(5)其他(請說明)			
Information	[Type= discrete] [Format=character] [Missing=*]		
Statistics [NW/ W]	[Valid=0 /-] [Invalid=0 /-]		
# pfb080306: 二.8.3.語言接觸情況：這孩子會使用哪一種本土語言?拒答			
Information	[Type= discrete] [Format=numeric] [Range= 0-9999] [Missing=*]		
Statistics [NW/ W]	[Valid=2031 /-] [Invalid=0 /-]		
Value	Label	Cases	Percentage
0	沒有	2031	<div></div> 100.0%
1	有	0	
9999	遺漏值	0	
Warning: these figures indicate the number of cases found in the data file. They cannot be interpreted as summary statistics of the population of interest.			
# pfb080307: 二.8.3.語言接觸情況：這孩子會使用哪一種本土語言?不知道			
Information	[Type= discrete] [Format=numeric] [Range= 0-9999] [Missing=*]		
Statistics [NW/ W]	[Valid=2031 /-] [Invalid=0 /-]		
Value	Label	Cases	Percentage
0	沒有	2031	<div></div> 100.0%
1	有	0	
9999	遺漏值	0	
Warning: these figures indicate the number of cases found in the data file. They cannot be interpreted as summary statistics of the population of interest.			
# pfb080401: 二.8.4.語言接觸情況：這孩子會使用哪一種外國語言?(1)不會使用外國語言			
Information	[Type= discrete] [Format=numeric] [Range= 0-9999] [Missing=*]		
Statistics [NW/ W]	[Valid=2031 /-] [Invalid=0 /-]		
Value	Label	Cases	Percentage
0	沒有	928	<div></div> 45.7%
1	有	1103	<div></div> 54.3%
9999	遺漏值	0	
Warning: these figures indicate the number of cases found in the data file. They cannot be interpreted as summary statistics of the population of interest.			
# pfb080402: 二.8.4.語言接觸情況：這孩子會使用哪一種外國語言?(2)英語			
Information	[Type= discrete] [Format=numeric] [Range= 0-9999] [Missing=*]		
Statistics [NW/ W]	[Valid=2031 /-] [Invalid=0 /-]		
Value	Label	Cases	Percentage
0	沒有	1132	<div></div> 55.7%
1	有	899	<div></div> 44.3%
9999	遺漏值	0	
Warning: these figures indicate the number of cases found in the data file. They cannot be interpreted as summary statistics of the population of interest.			
# pfb08040201: 二.8.4.語言接觸情況：這孩子會使用哪一種外國語言?(2)英語：熟練程度			
Information	[Type= discrete] [Format=numeric] [Range= 1-9999] [Missing=*]		
Statistics [NW/ W]	[Valid=2031 /-] [Invalid=0 /-]		
Value	Label	Cases	Percentage
1	剛表現出該項能力	630	<div></div> 31.0%
2	已表現出該項能力，但還未完全熟練;有時會，有時不太會	251	<div></div> 12.4%
3	已能非常熟練地表現出該項能力	17	<div></div> 0.8%
9996	跳答	1132	<div></div> 55.7%

# pfb08040201: 二.8.4.語言接觸情況：這孩子會使用哪一種外國語言?(2)英語：熟練程度			
Value	Label	Cases	Percentage
9999	遺漏值	1	0.0%
Warning: these figures indicate the number of cases found in the data file. They cannot be interpreted as summary statistics of the population of interest.			
# pfb080403: 二.8.4.語言接觸情況：這孩子會使用哪一種外國語言?(3)東南亞國家語言(例如：越語、印尼語、馬來語、菲律賓語、泰語、緬甸語、高棉語等)			
Information	[Type= discrete] [Format=numeric] [Range= 0-9999] [Missing=*]		
Statistics [NW/ W]	[Valid=2031 /-] [Invalid=0 /-]		
Value	Label	Cases	Percentage
0	沒有	2005	98.7%
1	有	24	1.2%
9999	遺漏值	2	0.1%
Warning: these figures indicate the number of cases found in the data file. They cannot be interpreted as summary statistics of the population of interest.			
# pfb08040301: 二.8.4.語言接觸情況：這孩子會使用哪一種外國語言?(3)東南亞國家語言：熟練程度			
Information	[Type= discrete] [Format=numeric] [Range= 1-9999] [Missing=*]		
Statistics [NW/ W]	[Valid=2031 /-] [Invalid=0 /-]		
Value	Label	Cases	Percentage
1	剛表現出該項能力	14	0.7%
2	已表現出該項能力，但還未完全熟練;有時會，有時不太會	5	0.2%
3	已能非常熟練地表現出該項能力	7	0.3%
9996	跳答	2005	98.7%
9999	遺漏值	0	
Warning: these figures indicate the number of cases found in the data file. They cannot be interpreted as summary statistics of the population of interest.			
# pfb080404: 二.8.4.語言接觸情況：這孩子會使用哪一種外國語言?(4)其他			
Information	[Type= discrete] [Format=numeric] [Range= 0-9999] [Missing=*]		
Statistics [NW/ W]	[Valid=2031 /-] [Invalid=0 /-]		
Value	Label	Cases	Percentage
0	沒有	2015	99.2%
1	有	16	0.8%
9999	遺漏值	0	
Warning: these figures indicate the number of cases found in the data file. They cannot be interpreted as summary statistics of the population of interest.			
# pfb080404a: 二.8.4.語言接觸情況：這孩子會使用哪一種外國語言?(4)其他(請說明)			
Information	[Type= discrete] [Format=character] [Missing=*]		
Statistics [NW/ W]	[Valid=16 /-] [Invalid=0 /-]		
Value	Label	Cases	Percentage
德語		1	6.2%
日語		9	56.2%
法語		4	25.0%
韓語		2	12.5%
Warning: these figures indicate the number of cases found in the data file. They cannot be interpreted as summary statistics of the population of interest.			
# pfb08040401: 二.8.4.語言接觸情況：這孩子會使用哪一種外國語言?(4)其他外國語言：熟練程度			
Information	[Type= discrete] [Format=numeric] [Range= 1-9999] [Missing=*]		
Statistics [NW/ W]	[Valid=2031 /-] [Invalid=0 /-]		

# pfb08040401: 二.8.4. 語言接觸情況：這孩子會使用哪一種外國語言?(4)其他外國語言：熟練程度

Value	Label	Cases	Percentage
1	剛表現出該項能力	8	0.4%
2	已表現出該項能力，但還未完全熟練;有時會，有時不太會	6	0.3%
3	已能非常熟練地表現出該項能力	2	0.1%
9996	跳答	2015	99.2%
9999	遺漏值	0	

Warning: these figures indicate the number of cases found in the data file. They cannot be interpreted as summary statistics of the population of interest.

# pfb080405: 二.8.4. 語言接觸情況：這孩子會使用哪一種外國語言?拒答

Information	[Type= discrete] [Format=numeric] [Range= 0-9999] [Missing=*]
Statistics [NW/ W]	[Valid=2031 /-] [Invalid=0 /-]

Value	Label	Cases	Percentage
0	沒有	2031	100.0%
1	有	0	
9999	遺漏值	0	

Warning: these figures indicate the number of cases found in the data file. They cannot be interpreted as summary statistics of the population of interest.

# pfb080406: 二.8.4. 語言接觸情況：這孩子會使用哪一種外國語言?不知道

Information	[Type= discrete] [Format=numeric] [Range= 0-9999] [Missing=*]
Statistics [NW/ W]	[Valid=2031 /-] [Invalid=0 /-]

Value	Label	Cases	Percentage
0	沒有	2031	100.0%
1	有	0	
9999	遺漏值	0	

Warning: these figures indicate the number of cases found in the data file. They cannot be interpreted as summary statistics of the population of interest.

# pfb09: 二.9. 這孩子現在還吸奶嘴嗎?

Information	[Type= discrete] [Format=numeric] [Range= 1-9999] [Missing=*]
Statistics [NW/ W]	[Valid=2031 /-] [Invalid=0 /-]

Value	Label	Cases	Percentage
1	現在還在吸	102	5.0%
2	現在沒吸了，之前吸到__歲__個月大(實足年齡)停止	1073	52.8%
3	從來沒有吸過	854	42.0%
4	拒答	0	
5	不知道	0	
9999	遺漏值	2	0.1%

Warning: these figures indicate the number of cases found in the data file. They cannot be interpreted as summary statistics of the population of interest.

# pfb09a: 二.9. 這孩子現在還吸奶嘴嗎?現在沒吸了，吸到\_\_歲(實足年齡)停止

Information	[Type= discrete] [Format=numeric] [Range= 0-9999] [Missing=*]
Statistics [NW/ W]	[Valid=2031 /-] [Invalid=0 /-]

Value	Label	Cases	Percentage
0		158	7.8%
1		392	19.3%
2		375	18.5%
3		143	7.0%
4		5	0.2%

# <b>pfb09a:</b> 二.9.這孩子現在還吸奶嘴嗎?現在沒吸了, 吸到—歲(實足年齡)停止			
Value	Label	Cases	Percentage
8888	不知道	2	0.1%
9996	跳答	956	47.1%
9999	遺漏值	0	
Warning: these figures indicate the number of cases found in the data file. They cannot be interpreted as summary statistics of the population of interest.			
# <b>pfb09b:</b> 二.9.這孩子現在還吸奶嘴嗎?現在沒吸了, 又—個月大(實足年齡)停止			
Information	[Type= discrete] [Format=numeric] [Range= 0-9999] [Missing=*]		
Statistics [NW/ W]	[Valid=2031 /-] [Invalid=0 /-]		
Value	Label	Cases	Percentage
0		365	18.0%
1		64	3.2%
2		74	3.6%
3		58	2.9%
4		33	1.6%
5		20	1.0%
6		269	13.2%
7		22	1.1%
8		49	2.4%
9		26	1.3%
10		45	2.2%
11		38	1.9%
8888	不知道	11	0.5%
9996	跳答	956	47.1%
9999	遺漏值	1	0.0%
Warning: these figures indicate the number of cases found in the data file. They cannot be interpreted as summary statistics of the population of interest.			
# <b>pfb10:</b> 二.10.這孩子現在還包尿布嗎?			
Information	[Type= discrete] [Format=numeric] [Range= 1-9999] [Missing=*]		
Statistics [NW/ W]	[Valid=2031 /-] [Invalid=0 /-]		
Value	Label	Cases	Percentage
1	有, 全天包	79	3.9%
2	有, 只有部份時間包(如晚上)	995	49.0%
3	沒有, 在—歲—個月大(實足年齡)時停用尿布	954	47.0%
4	拒答	2	0.1%
5	不知道	1	0.0%
9999	遺漏值	0	
Warning: these figures indicate the number of cases found in the data file. They cannot be interpreted as summary statistics of the population of interest.			
# <b>pfb10a:</b> 二.10.這孩子現在還包尿布嗎?沒有, 在—歲(實足年齡)時停用尿布			
Information	[Type= discrete] [Format=numeric] [Range= 0-9999] [Missing=*]		
Statistics [NW/ W]	[Valid=2031 /-] [Invalid=0 /-]		
Value	Label	Cases	Percentage
0		7	0.3%
1		61	3.0%
2		367	18.1%
3		509	25.1%



# <b>pfb10a:</b> 二.10.這孩子現在還包尿布嗎?沒有, 在—歲(實足年齡)時停用尿布			
Value	Label	Cases	Percentage
4		9	0.4%
8888	不知道	0	
9996	跳答	1077	53.0%
9999	遺漏值	1	0.0%
Warning: these figures indicate the number of cases found in the data file. They cannot be interpreted as summary statistics of the population of interest.			
# <b>pfb10b:</b> 二.10.這孩子現在還包尿布嗎?沒有, 又—個月大(實足年齡)時停用尿布			
Information	[Type= discrete] [Format=numeric] [Range= 0-9999] [Missing=*]		
Statistics [NW/ W]	[Valid=2031 /-] [Invalid=0 /-]		
Value	Label	Cases	Percentage
0		246	12.1%
1		40	2.0%
2		55	2.7%
3		53	2.6%
4		30	1.5%
5		31	1.5%
6		293	14.4%
7		25	1.2%
8		52	2.6%
9		36	1.8%
10		47	2.3%
11		38	1.9%
8888	不知道	6	0.3%
9996	跳答	1077	53.0%
9999	遺漏值	2	0.1%
Warning: these figures indicate the number of cases found in the data file. They cannot be interpreted as summary statistics of the population of interest.			
# <b>pfb11:</b> 二.11.這孩子是否有固定讓他覺得安全而且常帶在身邊的物品?			
Information	[Type= discrete] [Format=numeric] [Range= 1-9999] [Missing=*]		
Statistics [NW/ W]	[Valid=2031 /-] [Invalid=0 /-]		
Value	Label	Cases	Percentage
1	沒有	1390	68.4%
2	有, 但在—歲—個月大(實足年齡)時停用	86	4.2%
3	到現在還有	554	27.3%
4	拒答	0	
5	不知道	1	0.0%
9999	遺漏值	0	
Warning: these figures indicate the number of cases found in the data file. They cannot be interpreted as summary statistics of the population of interest.			
# <b>pfb11a:</b> 二.11.這孩子是否有固定讓他覺得安全而且常帶在身邊的物品?有, 但在—歲(實足年齡)時停用			
Information	[Type= discrete] [Format=numeric] [Range= 0-9999] [Missing=*]		
Statistics [NW/ W]	[Valid=2031 /-] [Invalid=0 /-]		
Value	Label	Cases	Percentage
0		7	0.3%
1		2	0.1%
2		17	0.8%

# <b>pfb11a:</b> 二.11.這孩子是否有固定讓他覺得安全而且常帶在身邊的物品?有, 但在—歲(實足年齡)時停用			
Value	Label	Cases	Percentage
3		57	<div><div></div></div> 2.8%
4		2	<div><div></div></div> 0.1%
8888	不知道	1	<div><div></div></div> 0.0%
9996	跳答	1945	<div><div></div></div> 95.8%
9999	遺漏值	0	
Warning: these figures indicate the number of cases found in the data file. They cannot be interpreted as summary statistics of the population of interest.			
# <b>pfb11b:</b> 二.11.這孩子是否有固定讓他覺得安全而且常帶在身邊的物品?有, 又一個月大(實足年齡)時停用			
Information	[Type= discrete] [Format=numeric] [Range= 0-9999] [Missing=*]		
Statistics [NW/ W]	[Valid=2031 /-] [Invalid=0 /-]		
Value	Label	Cases	Percentage
0		28	<div><div></div></div> 1.4%
1		7	<div><div></div></div> 0.3%
2		6	<div><div></div></div> 0.3%
3		4	<div><div></div></div> 0.2%
4		3	<div><div></div></div> 0.1%
5		1	<div><div></div></div> 0.0%
6		12	<div><div></div></div> 0.6%
7		1	<div><div></div></div> 0.0%
8		7	<div><div></div></div> 0.3%
9		2	<div><div></div></div> 0.1%
10		9	<div><div></div></div> 0.4%
11		3	<div><div></div></div> 0.1%
8888	不知道	3	<div><div></div></div> 0.1%
9996	跳答	1945	<div><div></div></div> 95.8%
9999	遺漏值	0	
Warning: these figures indicate the number of cases found in the data file. They cannot be interpreted as summary statistics of the population of interest.			
# <b>pfb12:</b> 二.12.這孩子家庭的所有收入(包括薪水、退休金、年金、房租及其他), 每個月大約有多少?(以新台幣計算)			
Information	[Type= discrete] [Format=numeric] [Range= 1-28] [Missing=*]		
Statistics [NW/ W]	[Valid=2031 /-] [Invalid=0 /-]		
Value	Label	Cases	Percentage
1	沒有收入	10	<div><div></div></div> 0.5%
2	未滿1萬元	5	<div><div></div></div> 0.2%
3	1萬元~未滿2萬元	25	<div><div></div></div> 1.2%
4	2萬元~未滿3萬元	78	<div><div></div></div> 3.8%
5	3萬元~未滿4萬元	181	<div><div></div></div> 8.9%
6	4萬元~未滿5萬元	200	<div><div></div></div> 9.8%
7	5萬元~未滿6萬元	260	<div><div></div></div> 12.8%
8	6萬元~未滿7萬元	234	<div><div></div></div> 11.5%
9	7萬元~未滿8萬元	169	<div><div></div></div> 8.3%
10	8萬元~未滿9萬元	184	<div><div></div></div> 9.1%
11	9萬元~未滿10萬元	148	<div><div></div></div> 7.3%
12	10萬元~未滿11萬元	132	<div><div></div></div> 6.5%
13	11萬元~未滿12萬元	75	<div><div></div></div> 3.7%

# **pfb12:** 二.12.這孩子家庭的所有收入(包括薪水、退休金、年金、房租及其他), 每個月大約有多少?(以新台幣計算)

Value	Label	Cases	Percentage
14	12萬元~未滿13萬元	66	3.2%
15	13萬元~未滿14萬元	25	1.2%
16	14萬元~未滿15萬元	22	1.1%
17	15萬元~未滿16萬元	39	1.9%
18	16萬元~未滿17萬元	16	0.8%
19	17萬元~未滿18萬元	8	0.4%
20	18萬元~未滿19萬元	8	0.4%
21	19萬元~未滿20萬元	13	0.6%
22	20萬元~未滿30萬元	40	2.0%
23	30萬元~未滿40萬元	7	0.3%
24	40萬元~未滿50萬元	3	0.1%
25	50萬元~未滿100萬元	4	0.2%
26	100萬元以上	3	0.1%
27	不知道	61	3.0%
28	拒答	15	0.7%

Warning: these figures indicate the number of cases found in the data file. They cannot be interpreted as summary statistics of the population of interest.

# **pfb13:** 二.13.您是否為幼兒的父母親?

Information	[Type= discrete] [Format=numeric] [Range= 1-9999] [Missing=*]
Statistics [NW/ W]	[Valid=2031 /-] [Invalid=0 /-]

Value	Label	Cases	Percentage
1	不是	38	1.9%
2	是[跳答[第二部份]發展問卷]	1992	98.1%
9999	遺漏值	1	0.0%

Warning: these figures indicate the number of cases found in the data file. They cannot be interpreted as summary statistics of the population of interest.

# **pfc01:** 三.[其他主要照顧者]1.您是民國\_\_年出生的

Information	[Type= discrete] [Format=numeric] [Range= 29-9999] [Missing=*]
Statistics [NW/ W]	[Valid=2031 /-] [Invalid=0 /-]

Value	Label	Cases	Percentage
29		1	0.0%
38		1	0.0%
41		3	0.1%
43		4	0.2%
44		3	0.1%
46		5	0.2%
47		3	0.1%
48		3	0.1%
49		1	0.0%
50		2	0.1%
53		2	0.1%
55		3	0.1%
56		1	0.0%
57		2	0.1%
58		1	0.0%

# pfc01: 三.[其他主要照顧者]1.您是民國__年出生的			
Value	Label	Cases	Percentage
60		2	0.1%
62		1	0.0%
8888	不知道	0	
9996	跳答	1992	98.1%
9999	遺漏值	1	0.0%
Warning: these figures indicate the number of cases found in the data file. They cannot be interpreted as summary statistics of the population of interest.			
# pfc0201: 三.[其他主要照顧者]2.1.您及配偶的教育程度是：男方			
Information	[Type= discrete] [Format=numeric] [Range= 1-9999] [Missing=*]		
Statistics [NW/ W]	[Valid=2031 /-] [Invalid=0 /-]		
Value	Label	Cases	Percentage
1	國小及以下	12	0.6%
2	國(初)中	10	0.5%
3	高中(職)	6	0.3%
4	專科	0	
5	大學/二技	2	0.1%
6	碩士及以上	0	
7	拒答	1	0.0%
8	不知道	0	
9	不適用(無配偶)	7	0.3%
9996	跳答	1992	98.1%
9999	遺漏值	1	0.0%
Warning: these figures indicate the number of cases found in the data file. They cannot be interpreted as summary statistics of the population of interest.			
# pfc0202: 三.[其他主要照顧者]2.2.您及配偶的教育程度是：女方			
Information	[Type= discrete] [Format=numeric] [Range= 1-9999] [Missing=*]		
Statistics [NW/ W]	[Valid=2031 /-] [Invalid=0 /-]		
Value	Label	Cases	Percentage
1	國小及以下	15	0.7%
2	國(初)中	11	0.5%
3	高中(職)	9	0.4%
4	專科	1	0.0%
5	大學/二技	1	0.0%
6	碩士及以上	0	
7	拒答	0	
8	不知道	0	
9	不適用(無配偶)	1	0.0%
9996	跳答	1992	98.1%
9999	遺漏值	1	0.0%
Warning: these figures indicate the number of cases found in the data file. They cannot be interpreted as summary statistics of the population of interest.			
# pfc03: 三.[其他主要照顧者]3.您的原國籍			
Information	[Type= discrete] [Format=numeric] [Range= 1-9999] [Missing=*]		
Statistics [NW/ W]	[Valid=2031 /-] [Invalid=0 /-]		
Value	Label	Cases	Percentage
1	本國(非原住民)[跳答第4題]	35	1.7%

# pfc03: 三.[其他主要照顧者]3. 您的原國籍			
Value	Label	Cases	Percentage
2	本國(原住民)[跳答第4題]	3	0.1%
3	大陸地區[續答第3.3-3.4題]	0	
4	港澳[續答第3.3-3.4題]	0	
5	東南亞[續答第3.1題及第3.3-3.4題]	0	
6	其他亞洲國家[續答第3.2題及第3.3-3.4題]	0	
7	其他國家[續答第3.3-3.4題]	0	
9996	跳答	1992	
9999	遺漏值	1	0.0%
Warning: these figures indicate the number of cases found in the data file. They cannot be interpreted as summary statistics of the population of interest.			
# pfc0301: 三.[其他主要照顧者]3.1. 您的原國籍(5)東南亞國籍為			
Information	[Type= discrete] [Format=numeric] [Range= 1-9999] [Missing=*]		
Statistics [NW/ W]	[Valid=2031 /-] [Invalid=0 /-]		
Value	Label	Cases	Percentage
1	越南	0	100.0%
2	印尼	0	
3	馬來西亞	0	
4	新加坡	0	
5	菲律賓	0	
6	泰國	0	
7	緬甸	0	
8	柬埔寨	0	
9	其他東南亞國家	0	
9996	跳答	2030	100.0%
9999	遺漏值	1	0.0%
Warning: these figures indicate the number of cases found in the data file. They cannot be interpreted as summary statistics of the population of interest.			
# pfc0301a: 三.[其他主要照顧者]3.1. 您的原國籍(5)東南亞國籍為其他東南亞國家(請說明)			
Information	[Type= discrete] [Format=character] [Missing=*]		
Statistics [NW/ W]	[Valid=0 /-] [Invalid=0 /-]		
# pfc0302: 三.[其他主要照顧者]3.2. 您的原國籍(6)其他亞洲國家國籍為			
Information	[Type= discrete] [Format=numeric] [Range= 1-9999] [Missing=*]		
Statistics [NW/ W]	[Valid=2031 /-] [Invalid=0 /-]		
Value	Label	Cases	Percentage
1	日本	0	100.0%
2	南韓	0	
3	其他	0	
9996	跳答	2030	
9999	遺漏值	1	
Warning: these figures indicate the number of cases found in the data file. They cannot be interpreted as summary statistics of the population of interest.			
# pfc0302a: 三.[其他主要照顧者]3.2. 您的原國籍(6)其他亞洲國家為其他(請說明)			
Information	[Type= discrete] [Format=character] [Missing=*]		
Statistics [NW/ W]	[Valid=0 /-] [Invalid=0 /-]		

# pfc03a: 三.[其他主要照顧者]3.您的原國籍(7)其他國家(請說明)			
Information		[Type= discrete] [Format=character] [Missing=*]	
Statistics [NW/ W]		[Valid=0 /-] [Invalid=0 /-]	
# pfc0303: 三.[其他主要照顧者]3.3.您在台灣居住的時間約__年			
Information		[Type= discrete] [Format=numeric] [Range= 8888-9999] [Missing=*]	
Statistics [NW/ W]		[Valid=2031 /-] [Invalid=0 /-]	
Value	Label	Cases	Percentage
8888	不知道	0	
9996	跳答	2030	100.0%
9999	遺漏值	1	0.0%
Warning: these figures indicate the number of cases found in the data file. They cannot be interpreted as summary statistics of the population of interest.			
# pfc030401: 三.[其他主要照顧者]3.4.1.您中文的聽說讀寫能力如何?聽			
Information		[Type= discrete] [Format=numeric] [Range= 1-9999] [Missing=*]	
Statistics [NW/ W]		[Valid=2031 /-] [Invalid=0 /-]	
Value	Label	Cases	Percentage
1	完全不會	0	
2	稍弱	0	
3	尚可	0	
4	流利	0	
5	非常流利	0	
9996	跳答	2030	100.0%
9999	遺漏值	1	0.0%
Warning: these figures indicate the number of cases found in the data file. They cannot be interpreted as summary statistics of the population of interest.			
# pfc030402: 三.[其他主要照顧者]3.4.2.您中文的聽說讀寫能力如何?說			
Information		[Type= discrete] [Format=numeric] [Range= 1-9999] [Missing=*]	
Statistics [NW/ W]		[Valid=2031 /-] [Invalid=0 /-]	
Value	Label	Cases	Percentage
1	完全不會	0	
2	稍弱	0	
3	尚可	0	
4	流利	0	
5	非常流利	0	
9996	跳答	2030	100.0%
9999	遺漏值	1	0.0%
Warning: these figures indicate the number of cases found in the data file. They cannot be interpreted as summary statistics of the population of interest.			
# pfc030403: 三.[其他主要照顧者]3.4.3.您中文的聽說讀寫能力如何?讀			
Information		[Type= discrete] [Format=numeric] [Range= 1-9999] [Missing=*]	
Statistics [NW/ W]		[Valid=2031 /-] [Invalid=0 /-]	
Value	Label	Cases	Percentage
1	完全不會	0	
2	稍弱	0	
3	尚可	0	
4	流利	0	
5	非常流利	0	

# pfc030403: 三.[其他主要照顧者]3.4.3.您中文的聽說讀寫能力如何?讀				
Value	Label	Cases	Percentage	
9996	跳答	2030	<div><div></div></div> 100.0%	
9999	遺漏值	1	0.0%	
Warning: these figures indicate the number of cases found in the data file. They cannot be interpreted as summary statistics of the population of interest.				
# pfc030404: 三.[其他主要照顧者]3.4.4.您中文的聽說讀寫能力如何?寫				
Information		[Type= discrete] [Format=numeric] [Range= 1-9999] [Missing=*]		
Statistics [NW/ W]		[Valid=2031 /-] [Invalid=0 /-]		
Value	Label	Cases	Percentage	
1	完全不會	0		
2	稍弱	0		
3	尚可	0		
4	流利	0		
5	非常流利	0		
9996	跳答	2030	<div><div></div></div> 100.0%	
9999	遺漏值	1	0.0%	
Warning: these figures indicate the number of cases found in the data file. They cannot be interpreted as summary statistics of the population of interest.				
# pfc04: 三.[其他主要照顧者]4.您的婚姻狀況				
Information		[Type= discrete] [Format=numeric] [Range= 1-9999] [Missing=*]		
Statistics [NW/ W]		[Valid=2031 /-] [Invalid=0 /-]		
Value	Label	Cases	Percentage	
1	已婚	26	<div><div></div></div> 1.3%	
2	離婚或分居	1	0.0%	
3	同居但未結婚	2	0.1%	
4	未結婚也未同居	0		
5	配偶過世	9		0.4%
6	其他	0		
9996	跳答	1992		<div><div></div></div> 98.1%
9999	遺漏值	1		0.0%
Warning: these figures indicate the number of cases found in the data file. They cannot be interpreted as summary statistics of the population of interest.				
# pfc04a: 三.[其他主要照顧者]4.您的婚姻狀況：其他(請說明)				
Information		[Type= discrete] [Format=character] [Missing=*]		
Statistics [NW/ W]		[Valid=0 /-] [Invalid=0 /-]		
# pfc05: 三.[其他主要照顧者]5.您及配偶有吸菸的習慣嗎?				
Information		[Type= discrete] [Format=numeric] [Range= 1-9999] [Missing=*]		
Statistics [NW/ W]		[Valid=2031 /-] [Invalid=0 /-]		
Value	Label	Cases	Percentage	
1	都沒有	24	<div><div></div></div> 1.2%	
2	只有男方有	11	0.5%	
3	只有女方有	2	0.1%	
4	雙方都有	0		
5	拒答	0		
6	不知道	1		0.0%
9996	跳答	1992		<div><div></div></div> 98.1%

# pfc05: 三.[其他主要照顧者]5.您及配偶有吸菸的習慣嗎?			
Value	Label	Cases	Percentage
9999	遺漏值	1	0.0%
Warning: these figures indicate the number of cases found in the data file. They cannot be interpreted as summary statistics of the population of interest.			
# pfc06: 三.[其他主要照顧者]6.您及配偶每星期有喝醉酒嗎?			
Information	[Type= discrete] [Format=numeric] [Range= 1-9999] [Missing=*]		
Statistics [NW/ W]	[Valid=2031 /-] [Invalid=0 /-]		
Value	Label	Cases	Percentage
1	都沒有	34	1.7%
2	只有男方有	2	0.1%
3	只有女方有	1	0.0%
4	雙方都有	0	
5	拒答	0	
6	不知道	1	0.0%
9996	跳答	1992	98.1%
9999	遺漏值	1	0.0%
Warning: these figures indicate the number of cases found in the data file. They cannot be interpreted as summary statistics of the population of interest.			
# pfc0701: 三.[其他主要照顧者]7.1.您及配偶的工作狀況：男方			
Information	[Type= discrete] [Format=numeric] [Range= 1-9999] [Missing=*]		
Statistics [NW/ W]	[Valid=2031 /-] [Invalid=0 /-]		
Value	Label	Cases	Percentage
1	全職工作(含自己開業、開店)	13	0.6%
2	兼職工作(例如：在家接案、按件計酬、臨時工、家教)	3	0.1%
3	已退休	12	0.6%
4	家管、或全職照顧這孩子	1	0.0%
5	待業或失業(有在找工作，但全職、兼職工作都還沒有找到)	0	
6	目前不打算工作(如因病、因求學等原因無法工作，或無意願工作)	0	
7	不知道	0	
8	不適用(例如：未婚、離婚、已過世)	9	0.4%
9996	跳答	1992	98.1%
9999	遺漏值	1	0.0%
Warning: these figures indicate the number of cases found in the data file. They cannot be interpreted as summary statistics of the population of interest.			
# pfc0702: 三.[其他主要照顧者]7.2.您及配偶的工作狀況：女方			
Information	[Type= discrete] [Format=numeric] [Range= 1-9999] [Missing=*]		
Statistics [NW/ W]	[Valid=2031 /-] [Invalid=0 /-]		
Value	Label	Cases	Percentage
1	全職工作(含自己開業、開店)	7	0.3%
2	兼職工作(例如：在家接案、按件計酬、臨時工、家教)	4	0.2%
3	已退休	0	
4	家管、或全職照顧這孩子	26	1.3%
5	待業或失業(有在找工作，但全職、兼職工作都還沒有找到)	0	
6	目前不打算工作(如因病、因求學等原因無法工作，或無意願工作)	0	
7	不知道	0	
8	不適用(例如：未婚、離婚、已過世)	1	0.0%



# pfc0702: 三.[其他主要照顧者]7.2.您及配偶的工作狀況：女方			
Value	Label	Cases	Percentage
9996	跳答	1992	98.1%
9999	遺漏值	1	0.0%
Warning: these figures indicate the number of cases found in the data file. They cannot be interpreted as summary statistics of the population of interest.			
# pfc08: 三.[其他主要照顧者]8.您每週照顧這孩子一小時			
Information	[Type= discrete] [Format=numeric] [Range= 25-9999] [Missing=*]		
Statistics [NW/ W]	[Valid=2031 /-] [Invalid=0 /-]		
Value	Label	Cases	Percentage
25		2	0.1%
30		1	0.0%
35		1	0.0%
42		4	0.2%
44		1	0.0%
45		1	0.0%
46		1	0.0%
49		1	0.0%
56		1	0.0%
58		1	0.0%
60		1	0.0%
98		2	0.1%
112		1	0.0%
114		1	0.0%
120		1	0.0%
123		1	0.0%
125.5		1	0.0%
128		1	0.0%
133		1	0.0%
144		1	0.0%
168		11	0.5%
8888	不知道	2	0.1%
9996	跳答	1992	98.1%
9999	遺漏值	1	0.0%
Warning: these figures indicate the number of cases found in the data file. They cannot be interpreted as summary statistics of the population of interest.			
# pfc09: 三.[其他主要照顧者]9.您最常說的語言			
Information	[Type= discrete] [Format=numeric] [Range= 1-9999] [Missing=*]		
Statistics [NW/ W]	[Valid=2031 /-] [Invalid=0 /-]		
Value	Label	Cases	Percentage
1	國語	18	0.9%
2	閩南語	16	0.8%
3	客語	2	0.1%
4	原住民族語	2	0.1%
5	英語	0	
6	?	0	
7	其他	0	
9996	跳答	1992	98.1%

# <b>pfc09:</b> 三.[其他主要照顧者]9.您最常說的語言			
Value	Label	Cases	Percentage
9999	遺漏值	1	0.0%
Warning: these figures indicate the number of cases found in the data file. They cannot be interpreted as summary statistics of the population of interest.			
# <b>pfc09a:</b> 三.[其他主要照顧者]9.您最常說的語言：其他(請說明)			
Information	[Type= discrete] [Format=character] [Missing=*]		
Statistics [NW/ W]	[Valid=0 /-] [Invalid=0 /-]		
# <b>pfc10:</b> 三.[其他主要照顧者]10.您是否上過 <b>126</b> 小時的保母專業訓練課程？			
Information	[Type= discrete] [Format=numeric] [Range= 1-9999] [Missing=*]		
Statistics [NW/ W]	[Valid=2031 /-] [Invalid=0 /-]		
Value	Label	Cases	Percentage
1	沒上過	35	1.7%
2	上過，但沒上完	0	
3	上完126小時，但沒領結業證書	0	
4	上完126小時，且領有結業證書	3	0.1%
5	拒答	0	
6	不知道	0	
9996	跳答	1992	98.1%
9999	遺漏值	1	0.0%
Warning: these figures indicate the number of cases found in the data file. They cannot be interpreted as summary statistics of the population of interest.			
# <b>pfc1101:</b> 三.[其他主要照顧者]11.1.過去 <b>3</b> 個月，您及配偶是否會感覺悲傷、憂鬱、憂愁、不快樂?男方			
Information	[Type= discrete] [Format=numeric] [Range= 1-9999] [Missing=*]		
Statistics [NW/ W]	[Valid=2031 /-] [Invalid=0 /-]		
Value	Label	Cases	Percentage
1	從不	16	0.8%
2	很少	6	0.3%
3	有時	2	0.1%
4	經常	2	0.1%
5	不知道	3	0.1%
6	拒答	0	
7	不適用	9	0.4%
9996	跳答	1992	98.1%
9999	遺漏值	1	0.0%
Warning: these figures indicate the number of cases found in the data file. They cannot be interpreted as summary statistics of the population of interest.			
# <b>pfc1102:</b> 三.[其他主要照顧者]11.2.過去 <b>3</b> 個月，您及配偶是否會感覺悲傷、憂鬱、憂愁、不快樂?女方			
Information	[Type= discrete] [Format=numeric] [Range= 1-9999] [Missing=*]		
Statistics [NW/ W]	[Valid=2031 /-] [Invalid=0 /-]		
Value	Label	Cases	Percentage
1	從不	16	0.8%
2	很少	14	0.7%
3	有時	5	0.2%
4	經常	2	0.1%
5	不知道	0	
6	拒答	0	

# **pfc1102:** 三.[其他主要照顧者]11.2.過去**3**個月，您及配偶是否會感覺悲傷、憂鬱、憂愁、不快樂?女方

Value	Label	Cases	Percentage
7	不適用	1	0.0%
9996	跳答	1992	<div></div> 98.1%
9999	遺漏值	1	0.0%

*Warning: these figures indicate the number of cases found in the data file. They cannot be interpreted as summary statistics of the population of interest.*

# cogc01: 一.1.孩子能夠玩扮演遊戲，例如：假裝在煮飯或是假裝自己是醫生			
Information	[Type= discrete] [Format=numeric] [Range= 1-9999] [Missing=*]		
Statistics [NW/ W]	[Valid=2031 /-] [Invalid=0 /-]		
Value	Label	Cases	Percentage
1	完全不能	19	0.9%
2	勉強能做	33	1.6%
3	還算熟練	216	10.6%
4	非常熟練	1760	86.7%
5	拒答	1	0.0%
9999	遺漏值	2	0.1%
Warning: these figures indicate the number of cases found in the data file. They cannot be interpreted as summary statistics of the population of interest.			
# cogc02: 一.2.在沒有他人幫助的狀況下，孩子能夠獨立且正確地說出自己幾歲			
Information	[Type= discrete] [Format=numeric] [Range= 1-9999] [Missing=*]		
Statistics [NW/ W]	[Valid=2031 /-] [Invalid=0 /-]		
Value	Label	Cases	Percentage
1	完全不能	50	2.5%
2	勉強能做	160	7.9%
3	還算熟練	413	20.3%
4	非常熟練	1405	69.2%
5	拒答	1	0.0%
9999	遺漏值	2	0.1%
Warning: these figures indicate the number of cases found in the data file. They cannot be interpreted as summary statistics of the population of interest.			
# cogc03: 一.3.如果有人問孩子他/她是男生還是女生，孩子可以正確地回答			
Information	[Type= discrete] [Format=numeric] [Range= 1-9999] [Missing=*]		
Statistics [NW/ W]	[Valid=2031 /-] [Invalid=0 /-]		
Value	Label	Cases	Percentage
1	完全不能	31	1.5%
2	勉強能做	52	2.6%
3	還算熟練	117	5.8%
4	非常熟練	1828	90.0%
5	拒答	1	0.0%
9999	遺漏值	2	0.1%
Warning: these figures indicate the number of cases found in the data file. They cannot be interpreted as summary statistics of the population of interest.			
# cogc04: 一.4.孩子能夠講出兩個不同的顏色名稱			
Information	[Type= discrete] [Format=numeric] [Range= 1-9999] [Missing=*]		
Statistics [NW/ W]	[Valid=2031 /-] [Invalid=0 /-]		
Value	Label	Cases	Percentage
1	完全不能	27	1.3%
2	勉強能做	55	2.7%
3	還算熟練	144	7.1%
4	非常熟練	1802	88.7%
5	拒答	1	0.0%
9999	遺漏值	2	0.1%
Warning: these figures indicate the number of cases found in the data file. They cannot be interpreted as summary statistics of the population of interest.			

# cogc05: 一.5.孩子能夠知道什麼是圓形			
Information	[Type= discrete] [Format=numeric] [Range= 1-9999] [Missing=*]		
Statistics [NW/ W]	[Valid=2031 /-] [Invalid=0 /-]		
Value	Label	Cases	Percentage
1	完全不能	33	<div><div></div></div> 1.6%
2	勉強能做	70	<div><div></div></div> 3.4%
3	還算熟練	168	<div><div></div></div> 8.3%
4	非常熟練	1757	<div><div></div></div> 86.5%
5	拒答	0	
9999	遺漏值	3	0.1%
Warning: these figures indicate the number of cases found in the data file. They cannot be interpreted as summary statistics of the population of interest.			
# cogc06: 一.6.孩子能夠正確講出媽媽或爸爸的名字			
Information	[Type= discrete] [Format=numeric] [Range= 1-9999] [Missing=*]		
Statistics [NW/ W]	[Valid=2031 /-] [Invalid=0 /-]		
Value	Label	Cases	Percentage
1	完全不能	70	<div><div></div></div> 3.4%
2	勉強能做	76	<div><div></div></div> 3.7%
3	還算熟練	202	<div><div></div></div> 9.9%
4	非常熟練	1679	<div><div></div></div> 82.7%
5	拒答	1	0.0%
9999	遺漏值	3	0.1%
Warning: these figures indicate the number of cases found in the data file. They cannot be interpreted as summary statistics of the population of interest.			
# cogb01: 一.7.在孩子自己畫出的圖畫裡，孩子能說出不同物件代表的意義			
Information	[Type= discrete] [Format=numeric] [Range= 1-9999] [Missing=*]		
Statistics [NW/ W]	[Valid=2031 /-] [Invalid=0 /-]		
Value	Label	Cases	Percentage
1	完全不能	81	<div><div></div></div> 4.0%
2	勉強能做	161	<div><div></div></div> 7.9%
3	還算熟練	449	<div><div></div></div> 22.1%
4	非常熟練	1336	<div><div></div></div> 65.8%
5	拒答	2	0.1%
9999	遺漏值	2	0.1%
Warning: these figures indicate the number of cases found in the data file. They cannot be interpreted as summary statistics of the population of interest.			
# cogc07: 一.8.孩子能夠知道哪本故事書曾經看過或聽過			
Information	[Type= discrete] [Format=numeric] [Range= 1-9999] [Missing=*]		
Statistics [NW/ W]	[Valid=2031 /-] [Invalid=0 /-]		
Value	Label	Cases	Percentage
1	完全不能	94	<div><div></div></div> 4.6%
2	勉強能做	178	<div><div></div></div> 8.8%
3	還算熟練	414	<div><div></div></div> 20.4%
4	非常熟練	1341	<div><div></div></div> 66.0%
5	拒答	2	0.1%
9999	遺漏值	2	0.1%
Warning: these figures indicate the number of cases found in the data file. They cannot be interpreted as summary statistics of the population of interest.			

# cogb02: 一.9.孩子能夠分辨那些東西是有生命的			
Information	[Type= discrete] [Format=numeric] [Range= 1-9999] [Missing=*]		
Statistics [NW/ W]	[Valid=2031 /-] [Invalid=0 /-]		
Value	Label	Cases	Percentage
1	完全不能	123	<div><div></div></div> 6.1%
2	勉強能做	247	<div><div></div></div> 12.2%
3	還算熟練	629	<div><div></div></div> 31.0%
4	非常熟練	1025	<div><div></div></div> 50.5%
5	拒答	5	0.2%
9999	遺漏值	2	0.1%
Warning: these figures indicate the number of cases found in the data file. They cannot be interpreted as summary statistics of the population of interest.			
# cogb03: 一.10.孩子能夠完整且正確地從1唸到21，不遺漏任何數字			
Information	[Type= discrete] [Format=numeric] [Range= 1-9999] [Missing=*]		
Statistics [NW/ W]	[Valid=2031 /-] [Invalid=0 /-]		
Value	Label	Cases	Percentage
1	完全不能	228	<div><div></div></div> 11.2%
2	勉強能做	323	<div><div></div></div> 15.9%
3	還算熟練	516	<div><div></div></div> 25.4%
4	非常熟練	961	<div><div></div></div> 47.3%
5	拒答	1	0.0%
9999	遺漏值	2	0.1%
Warning: these figures indicate the number of cases found in the data file. They cannot be interpreted as summary statistics of the population of interest.			
# cogb04: 一.11.孩子能夠正確地說出他是幾月出生的			
Information	[Type= discrete] [Format=numeric] [Range= 1-9999] [Missing=*]		
Statistics [NW/ W]	[Valid=2031 /-] [Invalid=0 /-]		
Value	Label	Cases	Percentage
1	完全不能	978	<div><div></div></div> 48.2%
2	勉強能做	389	<div><div></div></div> 19.2%
3	還算熟練	289	<div><div></div></div> 14.2%
4	非常熟練	371	<div><div></div></div> 18.3%
5	拒答	2	0.1%
9999	遺漏值	2	0.1%
Warning: these figures indicate the number of cases found in the data file. They cannot be interpreted as summary statistics of the population of interest.			
# cogb05: 一.12.孩子能夠分辨玩具錢跟真錢是不同的			
Information	[Type= discrete] [Format=numeric] [Range= 1-9999] [Missing=*]		
Statistics [NW/ W]	[Valid=2031 /-] [Invalid=0 /-]		
Value	Label	Cases	Percentage
1	完全不能	403	<div><div></div></div> 19.8%
2	勉強能做	347	<div><div></div></div> 17.1%
3	還算熟練	458	<div><div></div></div> 22.6%
4	非常熟練	817	<div><div></div></div> 40.2%
5	拒答	4	0.2%
9999	遺漏值	2	0.1%
Warning: these figures indicate the number of cases found in the data file. They cannot be interpreted as summary statistics of the population of interest.			

# cogb06: 一.13. 畫圖時，孩子能夠畫出人物裡比較細微的部分，例如：頭髮或手指			
Information	[Type= discrete] [Format=numeric] [Range= 1-9999] [Missing=*]		
Statistics [NW/ W]	[Valid=2031 /-] [Invalid=0 /-]		
Value	Label	Cases	Percentage
1	完全不能	618	<div><div></div></div> 30.4%
2	勉強能做	576	<div><div></div></div> 28.4%
3	還算熟練	383	<div><div></div></div> 18.9%
4	非常熟練	452	<div><div></div></div> 22.3%
5	拒答	0	
9999	遺漏值	2	0.1%
Warning: these figures indicate the number of cases found in the data file. They cannot be interpreted as summary statistics of the population of interest.			
# cogb07: 一.14. 孩子能夠說出家裡的或家人的電話號碼			
Information	[Type= discrete] [Format=numeric] [Range= 1-9999] [Missing=*]		
Statistics [NW/ W]	[Valid=2031 /-] [Invalid=0 /-]		
Value	Label	Cases	Percentage
1	完全不能	1008	<div><div></div></div> 49.6%
2	勉強能做	292	<div><div></div></div> 14.4%
3	還算熟練	256	<div><div></div></div> 12.6%
4	非常熟練	473	<div><div></div></div> 23.3%
5	拒答	0	
9999	遺漏值	2	0.1%
Warning: these figures indicate the number of cases found in the data file. They cannot be interpreted as summary statistics of the population of interest.			
# cogb08: 一.15. 孩子能夠說出一個自己想像的故事			
Information	[Type= discrete] [Format=numeric] [Range= 1-9999] [Missing=*]		
Statistics [NW/ W]	[Valid=2031 /-] [Invalid=0 /-]		
Value	Label	Cases	Percentage
1	完全不能	180	<div><div></div></div> 8.9%
2	勉強能做	320	<div><div></div></div> 15.8%
3	還算熟練	552	<div><div></div></div> 27.2%
4	非常熟練	976	<div><div></div></div> 48.1%
5	拒答	1	0.0%
9999	遺漏值	2	0.1%
Warning: these figures indicate the number of cases found in the data file. They cannot be interpreted as summary statistics of the population of interest.			
# cogb09: 一.16. 孩子能夠知道他人的喜好和自己是不同的			
Information	[Type= discrete] [Format=numeric] [Range= 1-9999] [Missing=*]		
Statistics [NW/ W]	[Valid=2031 /-] [Invalid=0 /-]		
Value	Label	Cases	Percentage
1	完全不能	169	<div><div></div></div> 8.3%
2	勉強能做	378	<div><div></div></div> 18.6%
3	還算熟練	629	<div><div></div></div> 31.0%
4	非常熟練	852	<div><div></div></div> 41.9%
5	拒答	1	0.0%
9999	遺漏值	2	0.1%
Warning: these figures indicate the number of cases found in the data file. They cannot be interpreted as summary statistics of the population of interest.			

# cogb10: 一.17.孩子能具體表達自己喜歡某項東西的理由			
Information	[Type= discrete] [Format=numeric] [Range= 1-9999] [Missing=*]		
Statistics [NW/ W]	[Valid=2031 /-] [Invalid=0 /-]		
Value	Label	Cases	Percentage
1	完全不能	110	<div><div></div></div> 5.4%
2	勉強能做	192	<div><div></div></div> 9.5%
3	還算熟練	584	<div><div></div></div> 28.8%
4	非常熟練	1142	<div><div></div></div> 56.2%
5	拒答	1	0.0%
9999	遺漏值	2	0.1%
Warning: these figures indicate the number of cases found in the data file. They cannot be interpreted as summary statistics of the population of interest.			
# cogb11: 一.18.孩子能完整且正確地從1唸到100, 不遺漏任何數字			
Information	[Type= discrete] [Format=numeric] [Range= 1-9999] [Missing=*]		
Statistics [NW/ W]	[Valid=2031 /-] [Invalid=0 /-]		
Value	Label	Cases	Percentage
1	完全不能	1285	<div><div></div></div> 63.3%
2	勉強能做	423	<div><div></div></div> 20.8%
3	還算熟練	204	<div><div></div></div> 10.0%
4	非常熟練	117	<div><div></div></div> 5.8%
5	拒答	0	
9999	遺漏值	2	0.1%
Warning: these figures indicate the number of cases found in the data file. They cannot be interpreted as summary statistics of the population of interest.			
# cogb12: 一.19.孩子能夠知道自已的行為可能會影響其他人			
Information	[Type= discrete] [Format=numeric] [Range= 1-9999] [Missing=*]		
Statistics [NW/ W]	[Valid=2031 /-] [Invalid=0 /-]		
Value	Label	Cases	Percentage
1	完全不能	166	<div><div></div></div> 8.2%
2	勉強能做	619	<div><div></div></div> 30.5%
3	還算熟練	747	<div><div></div></div> 36.8%
4	非常熟練	496	<div><div></div></div> 24.4%
5	拒答	1	0.0%
9999	遺漏值	2	0.1%
Warning: these figures indicate the number of cases found in the data file. They cannot be interpreted as summary statistics of the population of interest.			
# cogb13: 一.20.在提醒的狀況下, 孩子能夠放慢速度, 讓事情做得更好			
Information	[Type= discrete] [Format=numeric] [Range= 1-9999] [Missing=*]		
Statistics [NW/ W]	[Valid=2031 /-] [Invalid=0 /-]		
Value	Label	Cases	Percentage
1	完全不能	63	<div><div></div></div> 3.1%
2	勉強能做	389	<div><div></div></div> 19.2%
3	還算熟練	866	<div><div></div></div> 42.6%
4	非常熟練	710	<div><div></div></div> 35.0%
5	拒答	1	0.0%
9999	遺漏值	2	0.1%
Warning: these figures indicate the number of cases found in the data file. They cannot be interpreted as summary statistics of the population of interest.			



# cogb14: 一.21.孩子能夠進行益智性的活動或者遊戲			
Information	[Type= discrete] [Format=numeric] [Range= 1-9999] [Missing=*]		
Statistics [NW/ W]	[Valid=2031 /-] [Invalid=0 /-]		
Value	Label	Cases	Percentage
1	完全不能	66	<div><div></div></div> 3.2%
2	勉強能做	317	<div><div></div></div> 15.6%
3	還算熟練	737	<div><div></div></div> 36.3%
4	非常熟練	909	<div><div></div></div> 44.8%
5	拒答	0	
9999	遺漏值	2	0.1%
Warning: these figures indicate the number of cases found in the data file. They cannot be interpreted as summary statistics of the population of interest.			
# cogc08: 一.22.孩子能夠在要求下，將玩具或用過的物品放回原來固定存放的地方			
Information	[Type= discrete] [Format=numeric] [Range= 1-9999] [Missing=*]		
Statistics [NW/ W]	[Valid=2031 /-] [Invalid=0 /-]		
Value	Label	Cases	Percentage
1	完全不能	22	<div><div></div></div> 1.1%
2	勉強能做	187	<div><div></div></div> 9.2%
3	還算熟練	559	<div><div></div></div> 27.5%
4	非常熟練	1261	<div><div></div></div> 62.1%
5	拒答	0	
9999	遺漏值	2	0.1%
Warning: these figures indicate the number of cases found in the data file. They cannot be interpreted as summary statistics of the population of interest.			
# cogc09: 一.23.在公共場合，當您要求孩子降低音量時，他能夠立刻降低音量並且至少維持數分鐘			
Information	[Type= discrete] [Format=numeric] [Range= 1-9999] [Missing=*]		
Statistics [NW/ W]	[Valid=2031 /-] [Invalid=0 /-]		
Value	Label	Cases	Percentage
1	完全不能	46	<div><div></div></div> 2.3%
2	勉強能做	328	<div><div></div></div> 16.1%
3	還算熟練	688	<div><div></div></div> 33.9%
4	非常熟練	967	<div><div></div></div> 47.6%
5	拒答	0	
9999	遺漏值	2	0.1%
Warning: these figures indicate the number of cases found in the data file. They cannot be interpreted as summary statistics of the population of interest.			
# cogc10: 一.24.在家裡，當您說「不可以」時，孩子能夠立刻停止跑跳並且至少維持數分鐘			
Information	[Type= discrete] [Format=numeric] [Range= 1-9999] [Missing=*]		
Statistics [NW/ W]	[Valid=2031 /-] [Invalid=0 /-]		
Value	Label	Cases	Percentage
1	完全不能	61	<div><div></div></div> 3.0%
2	勉強能做	456	<div><div></div></div> 22.5%
3	還算熟練	723	<div><div></div></div> 35.6%
4	非常熟練	789	<div><div></div></div> 38.8%
5	拒答	0	
9999	遺漏值	2	0.1%
Warning: these figures indicate the number of cases found in the data file. They cannot be interpreted as summary statistics of the population of interest.			

# <b>lanc01:</b> 二.1.孩子能聽得懂簡單的口語指令，並完成指令(例如：「拍拍手」)			
Information	[Type= discrete] [Format=numeric] [Range= 1-9999] [Missing=*]		
Statistics [NW/ W]	[Valid=2031 /-] [Invalid=0 /-]		
Value	Label	Cases	Percentage
1	完全不能	5	0.2%
2	部分能做	6	0.3%
3	能夠完成	44	2.2%
4	非常熟練	1973	97.1%
5	拒答	0	
9999	遺漏值	3	0.1%
Warning: these figures indicate the number of cases found in the data file. They cannot be interpreted as summary statistics of the population of interest.			
# <b>lanc02:</b> 二.2.孩子能聽得懂並依照順序完成兩個(或以上)的口語指令(例如：「先拍拍手，再摸摸頭」)			
Information	[Type= discrete] [Format=numeric] [Range= 1-9999] [Missing=*]		
Statistics [NW/ W]	[Valid=2031 /-] [Invalid=0 /-]		
Value	Label	Cases	Percentage
1	完全不能	16	0.8%
2	部分能做	35	1.7%
3	能夠完成	136	6.7%
4	非常熟練	1841	90.6%
5	拒答	0	
9999	遺漏值	3	0.1%
Warning: these figures indicate the number of cases found in the data file. They cannot be interpreted as summary statistics of the population of interest.			
# <b>lanb01:</b> 二.3.孩子能聽得懂別人說的簡單笑話或雙關語(例如：年年有「餘」)			
Information	[Type= discrete] [Format=numeric] [Range= 1-9999] [Missing=*]		
Statistics [NW/ W]	[Valid=2031 /-] [Invalid=0 /-]		
Value	Label	Cases	Percentage
1	完全不能	425	20.9%
2	部分能做	596	29.3%
3	能夠完成	436	21.5%
4	非常熟練	568	28.0%
5	拒答	3	0.1%
9999	遺漏值	3	0.1%
Warning: these figures indicate the number of cases found in the data file. They cannot be interpreted as summary statistics of the population of interest.			
# <b>lanc03:</b> 二.4.孩子能自己說出日常生活中用來形容人、事、物的詞彙(例如：「冰冰的水」、「阿姨好漂亮」)			
Information	[Type= discrete] [Format=numeric] [Range= 1-9999] [Missing=*]		
Statistics [NW/ W]	[Valid=2031 /-] [Invalid=0 /-]		
Value	Label	Cases	Percentage
1	完全不能	32	1.6%
2	部分能做	74	3.6%
3	能夠完成	294	14.5%
4	非常熟練	1628	80.2%
5	拒答	0	
9999	遺漏值	3	0.1%
Warning: these figures indicate the number of cases found in the data file. They cannot be interpreted as summary statistics of the population of interest.			

# **lanb04:** 二.5.孩子能針對「這是什麼」的問句做出回應(例如：大人問「這是什麼東西?」，孩子回答「香蕉」;大人問「這是什麼地方?」，孩子回答「學校」)

<b>Information</b>	[Type= discrete] [Format=numeric] [Range= 1-9999] [Missing=*]
--------------------	---------------------------------------------------------------

<b>Statistics [NW/ W]</b>	[Valid=2031 /-] [Invalid=0 /-]
---------------------------	--------------------------------

Value	Label	Cases	Percentage
1	完全不能	12	0.6%
2	部分能做	29	1.4%
3	能夠完成	189	9.3%
4	非常熟練	1797	88.5%
5	拒答	1	0.0%
9999	遺漏值	3	0.1%

*Warning: these figures indicate the number of cases found in the data file. They cannot be interpreted as summary statistics of the population of interest.*

# **lanb02:** 二.6.孩子能針對「為什麼」的問句做出回應(例如：大人問「你為什麼還不睡覺?」，孩子回答「我還能玩」)

<b>Information</b>	[Type= discrete] [Format=numeric] [Range= 1-9999] [Missing=*]
--------------------	---------------------------------------------------------------

<b>Statistics [NW/ W]</b>	[Valid=2031 /-] [Invalid=0 /-]
---------------------------	--------------------------------

Value	Label	Cases	Percentage
1	完全不能	25	1.2%
2	部分能做	75	3.7%
3	能夠完成	281	13.8%
4	非常熟練	1646	81.0%
5	拒答	1	0.0%
9999	遺漏值	3	0.1%

*Warning: these figures indicate the number of cases found in the data file. They cannot be interpreted as summary statistics of the population of interest.*

# **lanb03:** 二.7.孩子能說出兩個簡單句子組合的複雜句(例如：「弟弟不乖，媽媽打他」、「打針很痛，我沒有哭」)

<b>Information</b>	[Type= discrete] [Format=numeric] [Range= 1-9999] [Missing=*]
--------------------	---------------------------------------------------------------

<b>Statistics [NW/ W]</b>	[Valid=2031 /-] [Invalid=0 /-]
---------------------------	--------------------------------

Value	Label	Cases	Percentage
1	完全不能	22	1.1%
2	部分能做	61	3.0%
3	能夠完成	213	10.5%
4	非常熟練	1731	85.2%
5	拒答	1	0.0%
9999	遺漏值	3	0.1%

*Warning: these figures indicate the number of cases found in the data file. They cannot be interpreted as summary statistics of the population of interest.*

# **lanb04:** 二.8.孩子能把兩個簡單的句子，用連結詞(例如：「因為」)組合成一句話(例如：「因為弟弟不乖，所以媽媽打他」、「打針很痛，可是我沒有哭」)

<b>Information</b>	[Type= discrete] [Format=numeric] [Range= 1-9999] [Missing=*]
--------------------	---------------------------------------------------------------

<b>Statistics [NW/ W]</b>	[Valid=2031 /-] [Invalid=0 /-]
---------------------------	--------------------------------

Value	Label	Cases	Percentage
1	完全不能	58	2.9%
2	部分能做	131	6.5%
3	能夠完成	313	15.4%
4	非常熟練	1525	75.1%

# <b>lanb04:</b> 二.8.孩子能把兩個簡單的句子，用連結詞(例如：「因為」)組合成一句話(例如：「因為弟弟不乖，所以媽媽打他」、「打針很痛，可是我沒有哭」)			
Value	Label	Cases	Percentage
5	拒答	1	0.0%
9999	遺漏值	3	0.1%
<i>Warning: these figures indicate the number of cases found in the data file. They cannot be interpreted as summary statistics of the population of interest.</i>			
# <b>lanb05:</b> 二.9.孩子能說出不在眼前的人、事、物(例如：小熊不在搖籃裡，孩子會說：「小熊不見了」)			
Information	[Type= discrete] [Format=numeric] [Range= 1-9999] [Missing=*]		
Statistics [NW/ W]	[Valid=2031 /-] [Invalid=0 /-]		
Value	Label	Cases	Percentage
1	完全不能	18	0.9%
2	部分能做	60	3.0%
3	能夠完成	232	11.4%
4	非常熟練	1718	84.6%
5	拒答	0	
9999	遺漏值	3	0.1%
<i>Warning: these figures indicate the number of cases found in the data file. They cannot be interpreted as summary statistics of the population of interest.</i>			
# <b>lanc05:</b> 二.10.孩子與熟悉的人說話時，能主動開啟話題(例如：和爸媽、老師說話)			
Information	[Type= discrete] [Format=numeric] [Range= 1-9999] [Missing=*]		
Statistics [NW/ W]	[Valid=2031 /-] [Invalid=0 /-]		
Value	Label	Cases	Percentage
1	完全不能	33	1.6%
2	部分能做	121	6.0%
3	能夠完成	319	15.7%
4	非常熟練	1554	76.5%
5	拒答	1	0.0%
9999	遺漏值	3	0.1%
<i>Warning: these figures indicate the number of cases found in the data file. They cannot be interpreted as summary statistics of the population of interest.</i>			
# <b>lanc06:</b> 二.11.孩子對聽不清楚或聽不懂的話語，能主動要求別人澄清(例如：「你在說什麼啊?」、「可以再說一次嗎?」)			
Information	[Type= discrete] [Format=numeric] [Range= 1-9999] [Missing=*]		
Statistics [NW/ W]	[Valid=2031 /-] [Invalid=0 /-]		
Value	Label	Cases	Percentage
1	完全不能	84	4.1%
2	部分能做	193	9.5%
3	能夠完成	398	19.6%
4	非常熟練	1353	66.6%
5	拒答	0	
9999	遺漏值	3	0.1%
<i>Warning: these figures indicate the number of cases found in the data file. They cannot be interpreted as summary statistics of the population of interest.</i>			
# <b>lanb06:</b> 二.12.孩子能清楚說明要如何完成一件事的過程(例如：說明如何用積木堆城堡、說明一項遊戲的規則)			
Information	[Type= discrete] [Format=numeric] [Range= 1-9999] [Missing=*]		
Statistics [NW/ W]	[Valid=2031 /-] [Invalid=0 /-]		

# <b>lanb06:</b> 二.12. 孩子能清楚說明要如何完成一件事的過程(例如：說明如何用積木堆城堡、說明一項遊戲的規則)			
Value	Label	Cases	Percentage
1	完全不能	107	<div><div></div></div> 5.3%
2	部分能做	330	<div><div></div></div> 16.2%
3	能夠完成	636	<div><div></div></div> 31.3%
4	非常熟練	954	<div><div></div></div> 47.0%
5	拒答	1	0.0%
9999	遺漏值	3	0.1%
<i>Warning: these figures indicate the number of cases found in the data file. They cannot be interpreted as summary statistics of the population of interest.</i>			
# <b>lanb07:</b> 二.13. 孩子知道生活中常見的標示或圖像符號所代表的意思(例如：紅綠燈、超商標誌)			
Information	[Type= discrete] [Format=numeric] [Range= 1-9999] [Missing=*]		
Statistics [NW/ W]	[Valid=2031 /-] [Invalid=0 /-]		
Value	Label	Cases	Percentage
1	完全不能	21	<div><div></div></div> 1.0%
2	部分能做	107	<div><div></div></div> 5.3%
3	能夠完成	372	<div><div></div></div> 18.3%
4	非常熟練	1528	<div><div></div></div> 75.2%
5	拒答	0	
9999	遺漏值	3	0.1%
<i>Warning: these figures indicate the number of cases found in the data file. They cannot be interpreted as summary statistics of the population of interest.</i>			
# <b>lanb08:</b> 二.14. 孩子翻書的方向是正確的(例如：書的上下左右是正確的)			
Information	[Type= discrete] [Format=numeric] [Range= 1-9999] [Missing=*]		
Statistics [NW/ W]	[Valid=2031 /-] [Invalid=0 /-]		
Value	Label	Cases	Percentage
1	完全不能	53	<div><div></div></div> 2.6%
2	部分能做	195	<div><div></div></div> 9.6%
3	能夠完成	459	<div><div></div></div> 22.6%
4	非常熟練	1319	<div><div></div></div> 64.9%
5	拒答	2	0.1%
9999	遺漏值	3	0.1%
<i>Warning: these figures indicate the number of cases found in the data file. They cannot be interpreted as summary statistics of the population of interest.</i>			
# <b>lanb09:</b> 二.15. 孩子知道圖畫書的封面有書名、作者或繪圖者			
Information	[Type= discrete] [Format=numeric] [Range= 1-9999] [Missing=*]		
Statistics [NW/ W]	[Valid=2031 /-] [Invalid=0 /-]		
Value	Label	Cases	Percentage
1	完全不能	596	<div><div></div></div> 29.3%
2	部分能做	665	<div><div></div></div> 32.7%
3	能夠完成	400	<div><div></div></div> 19.7%
4	非常熟練	366	<div><div></div></div> 18.0%
5	拒答	1	0.0%
9999	遺漏值	3	0.1%
<i>Warning: these figures indicate the number of cases found in the data file. They cannot be interpreted as summary statistics of the population of interest.</i>			
# <b>lanb07:</b> 二.16. 孩子看書時，知道文字要從哪裡開始讀起(例如：由左至右或由上至下)			
Information	[Type= discrete] [Format=numeric] [Range= 1-9999] [Missing=*]		

# lanb07: 二.16.孩子看書時，知道文字要從哪裡開始讀起(例如：由左至右或由上至下)			
Statistics [NW/ W]		[Valid=2031 /-] [Invalid=0 /-]	
Value	Label	Cases	Percentage
1	完全不能	524	<div><div></div></div> 25.8%
2	部分能做	557	<div><div></div></div> 27.4%
3	能夠完成	469	<div><div></div></div> 23.1%
4	非常熟練	477	<div><div></div></div> 23.5%
5	拒答	1	0.0%
9999	遺漏值	3	0.1%
Warning: these figures indicate the number of cases found in the data file. They cannot be interpreted as summary statistics of the population of interest.			
# lanb08: 二.17.孩子能看得懂或唸出簡單的國字(例如：自己的名字、生活常見的國字)			
Information		[Type= discrete] [Format=numeric] [Range= 1-9999] [Missing=*]	
Statistics [NW/ W]		[Valid=2031 /-] [Invalid=0 /-]	
Value	Label	Cases	Percentage
1	完全不能	675	<div><div></div></div> 33.2%
2	部分能做	667	<div><div></div></div> 32.8%
3	能夠完成	329	<div><div></div></div> 16.2%
4	非常熟練	357	<div><div></div></div> 17.6%
5	拒答	0	
9999	遺漏值	3	0.1%
Warning: these figures indicate the number of cases found in the data file. They cannot be interpreted as summary statistics of the population of interest.			
# lanb09: 二.18.孩子能以圖畫或符號(含文字)表達情緒、想法等(例如：圖畫日記、列出物品清單等)			
Information		[Type= discrete] [Format=numeric] [Range= 1-9999] [Missing=*]	
Statistics [NW/ W]		[Valid=2031 /-] [Invalid=0 /-]	
Value	Label	Cases	Percentage
1	完全不能	665	<div><div></div></div> 32.7%
2	部分能做	554	<div><div></div></div> 27.3%
3	能夠完成	389	<div><div></div></div> 19.2%
4	非常熟練	416	<div><div></div></div> 20.5%
5	拒答	4	0.2%
9999	遺漏值	3	0.1%
Warning: these figures indicate the number of cases found in the data file. They cannot be interpreted as summary statistics of the population of interest.			
# socb01: 三.1.孩子比較喜歡動態的活動(例如：踢球、跑步)，相對於靜態的遊戲(例如：看書、下棋)			
Information		[Type= discrete] [Format=numeric] [Range= 1-9999] [Missing=*]	
Statistics [NW/ W]		[Valid=2031 /-] [Invalid=0 /-]	
Value	Label	Cases	Percentage
1	從不如此	11	<div><div></div></div> 0.5%
2	很少如此	89	<div><div></div></div> 4.4%
3	有時如此	513	<div><div></div></div> 25.3%
4	經常如此	682	<div><div></div></div> 33.6%
5	總是如此	730	<div><div></div></div> 35.9%
6	拒答	0	
9999	遺漏值	6	0.3%
Warning: these figures indicate the number of cases found in the data file. They cannot be interpreted as summary statistics of the population of interest.			

# socc04: 三.2. 面對新的活動時，孩子會馬上參與			
Information	[Type= discrete] [Format=numeric] [Range= 1-9999] [Missing=*]		
Statistics [NW/ W]	[Valid=2031 /-] [Invalid=0 /-]		
Value	Label	Cases	Percentage
1	從不如此	39	<div><div></div></div> 1.9%
2	很少如此	237	<div><div></div></div> 11.7%
3	有時如此	702	<div><div></div></div> 34.6%
4	經常如此	600	<div><div></div></div> 29.5%
5	總是如此	447	<div><div></div></div> 22.0%
6	拒答	0	
9999	遺漏值	6	<div><div></div></div> 0.3%
Warning: these figures indicate the number of cases found in the data file. They cannot be interpreted as summary statistics of the population of interest.			
# socc05: 三.3. 在熟人的聚會中，孩子喜歡和不同的人一起玩			
Information	[Type= discrete] [Format=numeric] [Range= 1-9999] [Missing=*]		
Statistics [NW/ W]	[Valid=2031 /-] [Invalid=0 /-]		
Value	Label	Cases	Percentage
1	從不如此	32	<div><div></div></div> 1.6%
2	很少如此	280	<div><div></div></div> 13.8%
3	有時如此	561	<div><div></div></div> 27.6%
4	經常如此	646	<div><div></div></div> 31.8%
5	總是如此	505	<div><div></div></div> 24.9%
6	拒答	1	0.0%
9999	遺漏值	6	<div><div></div></div> 0.3%
Warning: these figures indicate the number of cases found in the data file. They cannot be interpreted as summary statistics of the population of interest.			
# socb02: 三.4. 孩子會注意到周圍環境或人物的變化(例如：很快就發現家裡新買的東西或是爸媽的新髮型)			
Information	[Type= discrete] [Format=numeric] [Range= 1-9999] [Missing=*]		
Statistics [NW/ W]	[Valid=2031 /-] [Invalid=0 /-]		
Value	Label	Cases	Percentage
1	從不如此	18	<div><div></div></div> 0.9%
2	很少如此	86	<div><div></div></div> 4.2%
3	有時如此	239	<div><div></div></div> 11.8%
4	經常如此	694	<div><div></div></div> 34.2%
5	總是如此	988	<div><div></div></div> 48.6%
6	拒答	0	
9999	遺漏值	6	<div><div></div></div> 0.3%
Warning: these figures indicate the number of cases found in the data file. They cannot be interpreted as summary statistics of the population of interest.			
# socb03: 三.5. 在準備外出時，孩子能事先想到自己會用到的物品(例如：帶孩子出門時，他會拿好自己的小背包或物品)			
Information	[Type= discrete] [Format=numeric] [Range= 1-9999] [Missing=*]		
Statistics [NW/ W]	[Valid=2031 /-] [Invalid=0 /-]		
Value	Label	Cases	Percentage
1	從不如此	77	<div><div></div></div> 3.8%
2	很少如此	182	<div><div></div></div> 9.0%
3	有時如此	507	<div><div></div></div> 25.0%
4	經常如此	572	<div><div></div></div> 28.2%

# **socb03:** 三.5.在準備外出時，孩子能事先想到自己會用到的物品(例如：帶孩子出門時，他會拿好自己的小背包或物品)

Value	Label	Cases	Percentage
5	總是如此	687	33.8%
6	拒答	0	
9999	遺漏值	6	0.3%

*Warning: these figures indicate the number of cases found in the data file. They cannot be interpreted as summary statistics of the population of interest.*

# **socc16:** 三.6.在大人的提醒下，孩子會保護自己的安全或配合環境需求來表現行為(例如：帶孩子到賣易碎品的地方，孩子會小心地行走)

<b>Information</b>	[Type= discrete] [Format=numeric] [Range= 1-9999] [Missing=*]
<b>Statistics [NW/ W]</b>	[Valid=2031 /-] [Invalid=0 /-]

Value	Label	Cases	Percentage
1	從不如此	25	1.2%
2	很少如此	109	5.4%
3	有時如此	473	23.3%
4	經常如此	716	35.3%
5	總是如此	701	34.5%
6	拒答	1	0.0%
9999	遺漏值	6	0.3%

*Warning: these figures indicate the number of cases found in the data file. They cannot be interpreted as summary statistics of the population of interest.*

# **socc17:** 三.7.孩子玩喜歡的玩具或活動時，會很投入且持續玩一陣子

<b>Information</b>	[Type= discrete] [Format=numeric] [Range= 1-9999] [Missing=*]
<b>Statistics [NW/ W]</b>	[Valid=2031 /-] [Invalid=0 /-]

Value	Label	Cases	Percentage
1	從不如此	5	0.2%
2	很少如此	19	0.9%
3	有時如此	148	7.3%
4	經常如此	673	33.1%
5	總是如此	1180	58.1%
6	拒答	0	
9999	遺漏值	6	0.3%

*Warning: these figures indicate the number of cases found in the data file. They cannot be interpreted as summary statistics of the population of interest.*

# **socb04:** 三.8.孩子會怕黑或擔心有怪物出現

<b>Information</b>	[Type= discrete] [Format=numeric] [Range= 1-9999] [Missing=*]
<b>Statistics [NW/ W]</b>	[Valid=2031 /-] [Invalid=0 /-]

Value	Label	Cases	Percentage
1	從不如此	148	7.3%
2	很少如此	338	16.6%
3	有時如此	455	22.4%
4	經常如此	492	24.2%
5	總是如此	592	29.1%
6	拒答	0	
9999	遺漏值	6	0.3%

*Warning: these figures indicate the number of cases found in the data file. They cannot be interpreted as summary statistics of the population of interest.*



# socb05: 三.9.孩子容易感到挫折，例如：容易感到事情進行不順利、失敗			
Information	[Type= discrete] [Format=numeric] [Range= 1-9999] [Missing=*]		
Statistics [NW/ W]	[Valid=2031 /-] [Invalid=0 /-]		
Value	Label	Cases	Percentage
1	從不如此	150	<div><div></div></div> 7.4%
2	很少如此	464	<div><div></div></div> 22.8%
3	有時如此	741	<div><div></div></div> 36.5%
4	經常如此	458	<div><div></div></div> 22.6%
5	總是如此	211	<div><div></div></div> 10.4%
6	拒答	1	0.0%
9999	遺漏值	6	0.3%
Warning: these figures indicate the number of cases found in the data file. They cannot be interpreted as summary statistics of the population of interest.			
# socc01: 三.10.孩子想要我抱或跟我玩，我沒有回應時，孩子會生氣			
Information	[Type= discrete] [Format=numeric] [Range= 1-9999] [Missing=*]		
Statistics [NW/ W]	[Valid=2031 /-] [Invalid=0 /-]		
Value	Label	Cases	Percentage
1	從不如此	68	<div><div></div></div> 3.3%
2	很少如此	250	<div><div></div></div> 12.3%
3	有時如此	567	<div><div></div></div> 27.9%
4	經常如此	596	<div><div></div></div> 29.3%
5	總是如此	544	<div><div></div></div> 26.8%
6	拒答	0	
9999	遺漏值	6	0.3%
Warning: these figures indicate the number of cases found in the data file. They cannot be interpreted as summary statistics of the population of interest.			
# socc06: 三.11.孩子容易生氣或發脾氣			
Information	[Type= discrete] [Format=numeric] [Range= 1-9999] [Missing=*]		
Statistics [NW/ W]	[Valid=2031 /-] [Invalid=0 /-]		
Value	Label	Cases	Percentage
1	從不如此	62	<div><div></div></div> 3.1%
2	很少如此	433	<div><div></div></div> 21.3%
3	有時如此	767	<div><div></div></div> 37.8%
4	經常如此	490	<div><div></div></div> 24.1%
5	總是如此	273	<div><div></div></div> 13.4%
6	拒答	0	
9999	遺漏值	6	0.3%
Warning: these figures indicate the number of cases found in the data file. They cannot be interpreted as summary statistics of the population of interest.			
# socc07: 三.12.遇到不熟悉的大人時，孩子會害羞			
Information	[Type= discrete] [Format=numeric] [Range= 1-9999] [Missing=*]		
Statistics [NW/ W]	[Valid=2031 /-] [Invalid=0 /-]		
Value	Label	Cases	Percentage
1	從不如此	118	<div><div></div></div> 5.8%
2	很少如此	239	<div><div></div></div> 11.8%
3	有時如此	559	<div><div></div></div> 27.5%
4	經常如此	589	<div><div></div></div> 29.0%

# <b>socc07:</b> 三.12.遇到不熟悉的大人時，孩子會害羞			
Value	Label	Cases	Percentage
5	總是如此	519	<div><div></div></div> 25.6%
6	拒答	1	0.0%
9999	遺漏值	6	0.3%
Warning: these figures indicate the number of cases found in the data file. They cannot be interpreted as summary statistics of the population of interest.			
# <b>socc08:</b> 三.13.孩子做錯事時，會覺得丟臉			
Information	[Type= discrete] [Format=numeric] [Range= 1-9999] [Missing=*]		
Statistics [NW/ W]	[Valid=2031 /-] [Invalid=0 /-]		
Value	Label	Cases	Percentage
1	從不如此	139	<div><div></div></div> 6.8%
2	很少如此	280	<div><div></div></div> 13.8%
3	有時如此	698	<div><div></div></div> 34.4%
4	經常如此	589	<div><div></div></div> 29.0%
5	總是如此	319	<div><div></div></div> 15.7%
6	拒答	0	
9999	遺漏值	6	0.3%
Warning: these figures indicate the number of cases found in the data file. They cannot be interpreted as summary statistics of the population of interest.			
# <b>socc02:</b> 三.14.我不在孩子身邊時，他會轉頭找我或注意我在哪裡			
Information	[Type= discrete] [Format=numeric] [Range= 1-9999] [Missing=*]		
Statistics [NW/ W]	[Valid=2031 /-] [Invalid=0 /-]		
Value	Label	Cases	Percentage
1	從不如此	30	<div><div></div></div> 1.5%
2	很少如此	146	<div><div></div></div> 7.2%
3	有時如此	390	<div><div></div></div> 19.2%
4	經常如此	672	<div><div></div></div> 33.1%
5	總是如此	786	<div><div></div></div> 38.7%
6	拒答	1	0.0%
9999	遺漏值	6	0.3%
Warning: these figures indicate the number of cases found in the data file. They cannot be interpreted as summary statistics of the population of interest.			
# <b>socc03:</b> 三.15.我跟孩子說「沒關係」，孩子就會去接近那些原本讓他害怕的東西			
Information	[Type= discrete] [Format=numeric] [Range= 1-9999] [Missing=*]		
Statistics [NW/ W]	[Valid=2031 /-] [Invalid=0 /-]		
Value	Label	Cases	Percentage
1	從不如此	94	<div><div></div></div> 4.6%
2	很少如此	248	<div><div></div></div> 12.2%
3	有時如此	802	<div><div></div></div> 39.5%
4	經常如此	577	<div><div></div></div> 28.4%
5	總是如此	303	<div><div></div></div> 14.9%
6	拒答	1	0.0%
9999	遺漏值	6	0.3%
Warning: these figures indicate the number of cases found in the data file. They cannot be interpreted as summary statistics of the population of interest.			
# <b>socc09:</b> 三.16.見到我進門時，孩子馬上顯得很高興，會笑或跟我打招呼			
Information	[Type= discrete] [Format=numeric] [Range= 1-9999] [Missing=*]		
Statistics [NW/ W]	[Valid=2031 /-] [Invalid=0 /-]		

# socc09: 三.16. 見到我進門時，孩子馬上顯得很高興，會笑或跟我打招呼			
Value	Label	Cases	Percentage
1	從不如此	5	0.2%
2	很少如此	17	0.8%
3	有時如此	131	6.5%
4	經常如此	484	23.8%
5	總是如此	1388	68.3%
6	拒答	0	
9999	遺漏值	6	0.3%
Warning: these figures indicate the number of cases found in the data file. They cannot be interpreted as summary statistics of the population of interest.			
# socc10: 三.17. 我心情不好時，孩子會變得安靜、或是安慰我、或問我為什麼難過			
Information	[Type= discrete] [Format=numeric] [Range= 1-9999] [Missing=*]		
Statistics [NW/ W]	[Valid=2031 /-] [Invalid=0 /-]		
Value	Label	Cases	Percentage
1	從不如此	115	5.7%
2	很少如此	276	13.6%
3	有時如此	522	25.7%
4	經常如此	512	25.2%
5	總是如此	600	29.5%
6	拒答	0	
9999	遺漏值	6	0.3%
Warning: these figures indicate the number of cases found in the data file. They cannot be interpreted as summary statistics of the population of interest.			
# socb06: 三.18. 孩子發現有人在注意他時，會感到難為情			
Information	[Type= discrete] [Format=numeric] [Range= 1-9999] [Missing=*]		
Statistics [NW/ W]	[Valid=2031 /-] [Invalid=0 /-]		
Value	Label	Cases	Percentage
1	從不如此	99	4.9%
2	很少如此	234	11.5%
3	有時如此	640	31.5%
4	經常如此	607	29.9%
5	總是如此	443	21.8%
6	拒答	2	0.1%
9999	遺漏值	6	0.3%
Warning: these figures indicate the number of cases found in the data file. They cannot be interpreted as summary statistics of the population of interest.			
# socc11: 三.19. 孩子看到我對他生氣的表情時，會變得安靜			
Information	[Type= discrete] [Format=numeric] [Range= 1-9999] [Missing=*]		
Statistics [NW/ W]	[Valid=2031 /-] [Invalid=0 /-]		
Value	Label	Cases	Percentage
1	從不如此	39	1.9%
2	很少如此	104	5.1%
3	有時如此	465	22.9%
4	經常如此	751	37.0%
5	總是如此	665	32.7%
6	拒答	1	0.0%
9999	遺漏值	6	0.3%

# socc11: 三.19.孩子看到我對他生氣的表情時，會變得安靜			
Warning: these figures indicate the number of cases found in the data file. They cannot be interpreted as summary statistics of the population of interest.			
# socc12: 三.20.孩子看到別人跌倒時，知道對方會痛			
Information	[Type= discrete] [Format=numeric] [Range= 1-9999] [Missing=*]		
Statistics [NW/ W]	[Valid=2031 /-] [Invalid=0 /-]		
Value	Label	Cases	Percentage
1	從不如此	24	1.2%
2	很少如此	74	3.6%
3	有時如此	308	15.2%
4	經常如此	715	35.2%
5	總是如此	903	44.5%
6	拒答	0	
9999	遺漏值	7	0.3%
Warning: these figures indicate the number of cases found in the data file. They cannot be interpreted as summary statistics of the population of interest.			
# socb07: 三.21.孩子會以語言或身體動作(例如：擁抱、跺腳)表達出他的心情			
Information	[Type= discrete] [Format=numeric] [Range= 1-9999] [Missing=*]		
Statistics [NW/ W]	[Valid=2031 /-] [Invalid=0 /-]		
Value	Label	Cases	Percentage
1	從不如此	6	0.3%
2	很少如此	18	0.9%
3	有時如此	138	6.8%
4	經常如此	623	30.7%
5	總是如此	1240	61.1%
6	拒答	0	
9999	遺漏值	6	0.3%
Warning: these figures indicate the number of cases found in the data file. They cannot be interpreted as summary statistics of the population of interest.			
# socb08: 三.22.孩子聽到有趣的笑話時，會跟著笑			
Information	[Type= discrete] [Format=numeric] [Range= 1-9999] [Missing=*]		
Statistics [NW/ W]	[Valid=2031 /-] [Invalid=0 /-]		
Value	Label	Cases	Percentage
1	從不如此	19	0.9%
2	很少如此	40	2.0%
3	有時如此	185	9.1%
4	經常如此	577	28.4%
5	總是如此	1204	59.3%
6	拒答	0	
9999	遺漏值	6	0.3%
Warning: these figures indicate the number of cases found in the data file. They cannot be interpreted as summary statistics of the population of interest.			
# socb09: 三.23.孩子會和家人討論令他害怕的事情			
Information	[Type= discrete] [Format=numeric] [Range= 1-9999] [Missing=*]		
Statistics [NW/ W]	[Valid=2031 /-] [Invalid=0 /-]		
Value	Label	Cases	Percentage
1	從不如此	99	4.9%
2	很少如此	189	9.3%

# socb09: 三.23.孩子會和家人討論令他害怕的事情			
Value	Label	Cases	Percentage
3	有時如此	399	<div><div></div></div> 19.6%
4	經常如此	599	<div><div></div></div> 29.5%
5	總是如此	739	<div><div></div></div> 36.4%
6	拒答	0	
9999	遺漏值	6	<div><div></div></div> 0.3%
Warning: these figures indicate the number of cases found in the data file. They cannot be interpreted as summary statistics of the population of interest.			
# socb10: 三.24.孩子能從別人的表情，知道他有這個心情的原因(例如：看到我吃藥時痛苦的表情，孩子會知道這個藥很難吃)			
Information	[Type= discrete] [Format=numeric] [Range= 1-9999] [Missing=*]		
Statistics [NW/ W]	[Valid=2031 /-] [Invalid=0 /-]		
Value	Label	Cases	Percentage
1	從不如此	36	<div><div></div></div> 1.8%
2	很少如此	102	<div><div></div></div> 5.0%
3	有時如此	299	<div><div></div></div> 14.7%
4	經常如此	698	<div><div></div></div> 34.4%
5	總是如此	890	<div><div></div></div> 43.8%
6	拒答	0	
9999	遺漏值	6	<div><div></div></div> 0.3%
Warning: these figures indicate the number of cases found in the data file. They cannot be interpreted as summary statistics of the population of interest.			
# socb11: 三.25.孩子知道同一種心情可以有不同的表現程度(例如：微笑或大笑、啜泣或大哭)			
Information	[Type= discrete] [Format=numeric] [Range= 1-9999] [Missing=*]		
Statistics [NW/ W]	[Valid=2031 /-] [Invalid=0 /-]		
Value	Label	Cases	Percentage
1	從不如此	105	<div><div></div></div> 5.2%
2	很少如此	199	<div><div></div></div> 9.8%
3	有時如此	442	<div><div></div></div> 21.8%
4	經常如此	579	<div><div></div></div> 28.5%
5	總是如此	700	<div><div></div></div> 34.5%
6	拒答	0	
9999	遺漏值	6	<div><div></div></div> 0.3%
Warning: these figures indicate the number of cases found in the data file. They cannot be interpreted as summary statistics of the population of interest.			
# socb12: 三.26.孩子知道自己能同時有兩種不同的心情(例如：孩子知道玩躲貓貓時會很好玩，但也會很緊張/害怕)			
Information	[Type= discrete] [Format=numeric] [Range= 1-9999] [Missing=*]		
Statistics [NW/ W]	[Valid=2031 /-] [Invalid=0 /-]		
Value	Label	Cases	Percentage
1	從不如此	98	<div><div></div></div> 4.8%
2	很少如此	186	<div><div></div></div> 9.2%
3	有時如此	428	<div><div></div></div> 21.1%
4	經常如此	633	<div><div></div></div> 31.2%
5	總是如此	678	<div><div></div></div> 33.4%
6	拒答	3	<div><div></div></div> 0.1%
9999	遺漏值	5	<div><div></div></div> 0.2%

# socb12: 三.26.孩子知道自己能同時有兩種不同的心情(例如：孩子知道玩躲貓貓時會很好玩，但也會很緊張/害怕)			
Warning: these figures indicate the number of cases found in the data file. They cannot be interpreted as summary statistics of the population of interest.			
# socc13: 三.27.面對不熟悉的玩具或人，孩子會先看我的表情反應，再決定是否接近這個玩具或人			
Information	[Type= discrete] [Format=numeric] [Range= 1-9999] [Missing=*]		
Statistics [NW/ W]	[Valid=2031 /-] [Invalid=0 /-]		
Value	Label	Cases	Percentage
1	從不如此	85	4.2%
2	很少如此	182	9.0%
3	有時如此	464	22.8%
4	經常如此	649	32.0%
5	總是如此	646	31.8%
6	拒答	0	
9999	遺漏值	5	0.2%
Warning: these figures indicate the number of cases found in the data file. They cannot be interpreted as summary statistics of the population of interest.			
# socc18: 三.28.面對陌生的人物或環境，孩子會看我的表情反應，來決定自己的行為			
Information	[Type= discrete] [Format=numeric] [Range= 1-9999] [Missing=*]		
Statistics [NW/ W]	[Valid=2031 /-] [Invalid=0 /-]		
Value	Label	Cases	Percentage
1	從不如此	81	4.0%
2	很少如此	191	9.4%
3	有時如此	464	22.8%
4	經常如此	671	33.0%
5	總是如此	619	30.5%
6	拒答	0	
9999	遺漏值	5	0.2%
Warning: these figures indicate the number of cases found in the data file. They cannot be interpreted as summary statistics of the population of interest.			
# socb13: 三.29.孩子遇到挫折或困難時，能恢復平穩的心情			
Information	[Type= discrete] [Format=numeric] [Range= 1-9999] [Missing=*]		
Statistics [NW/ W]	[Valid=2031 /-] [Invalid=0 /-]		
Value	Label	Cases	Percentage
1	從不如此	68	3.3%
2	很少如此	304	15.0%
3	有時如此	798	39.3%
4	經常如此	588	29.0%
5	總是如此	266	13.1%
6	拒答	2	0.1%
9999	遺漏值	5	0.2%
Warning: these figures indicate the number of cases found in the data file. They cannot be interpreted as summary statistics of the population of interest.			
# socb14: 三.30.孩子被責罵時，會調整自己的心情、心平氣和地接受			
Information	[Type= discrete] [Format=numeric] [Range= 1-9999] [Missing=*]		
Statistics [NW/ W]	[Valid=2031 /-] [Invalid=0 /-]		
Value	Label	Cases	Percentage
1	從不如此	83	4.1%

# socb14: 三.30.孩子被責罵時，會調整自己的心情、心平氣和地接受			
Value	Label	Cases	Percentage
2	很少如此	389	<div><div></div></div> 19.2%
3	有時如此	823	<div><div></div></div> 40.5%
4	經常如此	504	<div><div></div></div> 24.8%
5	總是如此	226	<div><div></div></div> 11.1%
6	拒答	0	
9999	遺漏值	6	<div><div></div></div> 0.3%
Warning: these figures indicate the number of cases found in the data file. They cannot be interpreted as summary statistics of the population of interest.			
# socb15: 三.31.孩子經過興奮活動之後，能讓自己平靜下來			
Information	[Type= discrete] [Format=numeric] [Range= 1-9999] [Missing=*]		
Statistics [NW/ W]	[Valid=2031 /-] [Invalid=0 /-]		
Value	Label	Cases	Percentage
1	從不如此	53	<div><div></div></div> 2.6%
2	很少如此	340	<div><div></div></div> 16.7%
3	有時如此	851	<div><div></div></div> 41.9%
4	經常如此	534	<div><div></div></div> 26.3%
5	總是如此	248	<div><div></div></div> 12.2%
6	拒答	0	
9999	遺漏值	5	<div><div></div></div> 0.2%
Warning: these figures indicate the number of cases found in the data file. They cannot be interpreted as summary statistics of the population of interest.			
# socb16: 三.32.孩子能延後滿足自己心情上的需要(例如：被別人欺負時，會等大人來才告狀)			
Information	[Type= discrete] [Format=numeric] [Range= 1-9999] [Missing=*]		
Statistics [NW/ W]	[Valid=2031 /-] [Invalid=0 /-]		
Value	Label	Cases	Percentage
1	從不如此	185	<div><div></div></div> 9.1%
2	很少如此	410	<div><div></div></div> 20.2%
3	有時如此	649	<div><div></div></div> 32.0%
4	經常如此	473	<div><div></div></div> 23.3%
5	總是如此	309	<div><div></div></div> 15.2%
6	拒答	0	
9999	遺漏值	5	<div><div></div></div> 0.2%
Warning: these figures indicate the number of cases found in the data file. They cannot be interpreted as summary statistics of the population of interest.			
# socb17: 三.33.孩子有「自己事情自己做」的習慣與態度			
Information	[Type= discrete] [Format=numeric] [Range= 1-9999] [Missing=*]		
Statistics [NW/ W]	[Valid=2031 /-] [Invalid=0 /-]		
Value	Label	Cases	Percentage
1	從不如此	49	<div><div></div></div> 2.4%
2	很少如此	213	<div><div></div></div> 10.5%
3	有時如此	692	<div><div></div></div> 34.1%
4	經常如此	634	<div><div></div></div> 31.2%
5	總是如此	438	<div><div></div></div> 21.6%
6	拒答	0	
9999	遺漏值	5	<div><div></div></div> 0.2%
Warning: these figures indicate the number of cases found in the data file. They cannot be interpreted as summary statistics of the population of interest.			

# socb18: 三.34.孩子能完成自己能力可以做到的事，不需要別人的協助			
Information	[Type= discrete] [Format=numeric] [Range= 1-9999] [Missing=*]		
Statistics [NW/ W]	[Valid=2031 /-] [Invalid=0 /-]		
Value	Label	Cases	Percentage
1	從不如此	16	0.8%
2	很少如此	96	4.7%
3	有時如此	531	26.1%
4	經常如此	788	38.8%
5	總是如此	595	29.3%
6	拒答	0	
9999	遺漏值	5	0.2%
Warning: these figures indicate the number of cases found in the data file. They cannot be interpreted as summary statistics of the population of interest.			
# socb19: 三.35.孩子會主動建議其他小朋友玩什麼遊戲			
Information	[Type= discrete] [Format=numeric] [Range= 1-9999] [Missing=*]		
Statistics [NW/ W]	[Valid=2031 /-] [Invalid=0 /-]		
Value	Label	Cases	Percentage
1	從不如此	73	3.6%
2	很少如此	185	9.1%
3	有時如此	520	25.6%
4	經常如此	673	33.1%
5	總是如此	575	28.3%
6	拒答	0	
9999	遺漏值	5	0.2%
Warning: these figures indicate the number of cases found in the data file. They cannot be interpreted as summary statistics of the population of interest.			
# socc14: 三.36.孩子會用聲音、語言、手勢或動作讓別人知道他的興趣或喜好(例如：孩子指著車子笑著看向媽媽)			
Information	[Type= discrete] [Format=numeric] [Range= 1-9999] [Missing=*]		
Statistics [NW/ W]	[Valid=2031 /-] [Invalid=0 /-]		
Value	Label	Cases	Percentage
1	從不如此	17	0.8%
2	很少如此	36	1.8%
3	有時如此	249	12.3%
4	經常如此	740	36.4%
5	總是如此	984	48.4%
6	拒答	0	
9999	遺漏值	5	0.2%
Warning: these figures indicate the number of cases found in the data file. They cannot be interpreted as summary statistics of the population of interest.			
# socc19: 三.37.在參加活動或討論時，孩子會主動發表自己的看法或意見			
Information	[Type= discrete] [Format=numeric] [Range= 1-9999] [Missing=*]		
Statistics [NW/ W]	[Valid=2031 /-] [Invalid=0 /-]		
Value	Label	Cases	Percentage
1	從不如此	169	8.3%
2	很少如此	224	11.0%
3	有時如此	537	26.4%
4	經常如此	574	28.3%



# <b>socc19:</b> 三.37.在參加活動或討論時，孩子會主動發表自己的看法或意見			
Value	Label	Cases	Percentage
5	總是如此	522	<div><div></div></div> 25.7%
6	拒答	0	
9999	遺漏值	5	<div><div></div></div> 0.2%
Warning: these figures indicate the number of cases found in the data file. They cannot be interpreted as summary statistics of the population of interest.			
# <b>socc20:</b> 三.38.孩子會主動對他人說出自己心裡的感覺			
Information	[Type= discrete] [Format=numeric] [Range= 1-9999] [Missing=*]		
Statistics [NW/ W]	[Valid=2031 /-] [Invalid=0 /-]		
Value	Label	Cases	Percentage
1	從不如此	132	<div><div></div></div> 6.5%
2	很少如此	217	<div><div></div></div> 10.7%
3	有時如此	553	<div><div></div></div> 27.2%
4	經常如此	611	<div><div></div></div> 30.1%
5	總是如此	512	<div><div></div></div> 25.2%
6	拒答	1	0.0%
9999	遺漏值	5	<div><div></div></div> 0.2%
Warning: these figures indicate the number of cases found in the data file. They cannot be interpreted as summary statistics of the population of interest.			
# <b>socb20:</b> 三.39.孩子能和其他小朋友一起合作完成工作			
Information	[Type= discrete] [Format=numeric] [Range= 1-9999] [Missing=*]		
Statistics [NW/ W]	[Valid=2031 /-] [Invalid=0 /-]		
Value	Label	Cases	Percentage
1	從不如此	45	<div><div></div></div> 2.2%
2	很少如此	120	<div><div></div></div> 5.9%
3	有時如此	506	<div><div></div></div> 24.9%
4	經常如此	808	<div><div></div></div> 39.8%
5	總是如此	546	<div><div></div></div> 26.9%
6	拒答	1	0.0%
9999	遺漏值	5	<div><div></div></div> 0.2%
Warning: these figures indicate the number of cases found in the data file. They cannot be interpreted as summary statistics of the population of interest.			
# <b>socb21:</b> 三.40.孩子和其他小朋友一起玩的時候，會輪流使用器材和玩具			
Information	[Type= discrete] [Format=numeric] [Range= 1-9999] [Missing=*]		
Statistics [NW/ W]	[Valid=2031 /-] [Invalid=0 /-]		
Value	Label	Cases	Percentage
1	從不如此	25	<div><div></div></div> 1.2%
2	很少如此	133	<div><div></div></div> 6.5%
3	有時如此	557	<div><div></div></div> 27.4%
4	經常如此	803	<div><div></div></div> 39.5%
5	總是如此	507	<div><div></div></div> 25.0%
6	拒答	1	0.0%
9999	遺漏值	5	<div><div></div></div> 0.2%
Warning: these figures indicate the number of cases found in the data file. They cannot be interpreted as summary statistics of the population of interest.			
# <b>socc15:</b> 三.41.孩子喜歡和大人或其他小朋友一起玩玩具			
Information	[Type= discrete] [Format=numeric] [Range= 1-9999] [Missing=*]		
Statistics [NW/ W]	[Valid=2031 /-] [Invalid=0 /-]		

# <b>socc15:</b> 三.41.孩子喜歡和大人或其他小朋友一起玩玩具			
Value	Label	Cases	Percentage
1	從不如此	10	0.5%
2	很少如此	64	3.2%
3	有時如此	269	13.2%
4	經常如此	748	36.8%
5	總是如此	935	46.0%
6	拒答	0	
9999	遺漏值	5	0.2%
Warning: these figures indicate the number of cases found in the data file. They cannot be interpreted as summary statistics of the population of interest.			
# <b>socc21:</b> 三.42.孩子能與其他小朋友共享物品(例如：玩具、文具)			
Information	[Type= discrete] [Format=numeric] [Range= 1-9999] [Missing=*]		
Statistics [NW/ W]	[Valid=2031 /-] [Invalid=0 /-]		
Value	Label	Cases	Percentage
1	從不如此	22	1.1%
2	很少如此	143	7.0%
3	有時如此	612	30.1%
4	經常如此	760	37.4%
5	總是如此	488	24.0%
6	拒答	1	0.0%
9999	遺漏值	5	0.2%
Warning: these figures indicate the number of cases found in the data file. They cannot be interpreted as summary statistics of the population of interest.			
# <b>socb22:</b> 三.43.即使到了睡覺時間卻還不想睡時，孩子依然會上床準備睡覺			
Information	[Type= discrete] [Format=numeric] [Range= 1-9999] [Missing=*]		
Statistics [NW/ W]	[Valid=2031 /-] [Invalid=0 /-]		
Value	Label	Cases	Percentage
1	從不如此	114	5.6%
2	很少如此	321	15.8%
3	有時如此	488	24.0%
4	經常如此	577	28.4%
5	總是如此	526	25.9%
6	拒答	0	
9999	遺漏值	5	0.2%
Warning: these figures indicate the number of cases found in the data file. They cannot be interpreted as summary statistics of the population of interest.			
# <b>socb23:</b> 三.44.當要求孩子收拾東西時，他會聽話並且去做			
Information	[Type= discrete] [Format=numeric] [Range= 1-9999] [Missing=*]		
Statistics [NW/ W]	[Valid=2031 /-] [Invalid=0 /-]		
Value	Label	Cases	Percentage
1	從不如此	21	1.0%
2	很少如此	158	7.8%
3	有時如此	645	31.8%
4	經常如此	704	34.7%
5	總是如此	498	24.5%
6	拒答	0	
9999	遺漏值	5	0.2%

# socb23: 三.44.當要求孩子收拾東西時， 他會聽話並且去做			
Warning: these figures indicate the number of cases found in the data file. They cannot be interpreted as summary statistics of the population of interest.			
# socc22: 三.45.當要求孩子結束遊戲時， 他會聽話而停止遊戲			
Information	[Type= discrete] [Format=numeric] [Range= 1-9999] [Missing=*]		
Statistics [NW/ W]	[Valid=2031 /-] [Invalid=0 /-]		
Value	Label	Cases	Percentage
1	從不如此	32	<div><div></div></div> 1.6%
2	很少如此	195	<div><div></div></div> 9.6%
3	有時如此	786	<div><div></div></div> 38.7%
4	經常如此	685	<div><div></div></div> 33.7%
5	總是如此	328	<div><div></div></div> 16.1%
6	拒答	0	
9999	遺漏值	5	<div><div></div></div> 0.2%
Warning: these figures indicate the number of cases found in the data file. They cannot be interpreted as summary statistics of the population of interest.			
# socb24: 三.46.孩子膽子很小， 害怕嘗試新事物			
Information	[Type= discrete] [Format=numeric] [Range= 1-9999] [Missing=*]		
Statistics [NW/ W]	[Valid=2031 /-] [Invalid=0 /-]		
Value	Label	Cases	Percentage
1	從不如此	210	<div><div></div></div> 10.3%
2	很少如此	657	<div><div></div></div> 32.3%
3	有時如此	720	<div><div></div></div> 35.5%
4	經常如此	313	<div><div></div></div> 15.4%
5	總是如此	125	<div><div></div></div> 6.2%
6	拒答	1	<div><div></div></div> 0.0%
9999	遺漏值	5	<div><div></div></div> 0.2%
Warning: these figures indicate the number of cases found in the data file. They cannot be interpreted as summary statistics of the population of interest.			
# socb25: 三.47.孩子不願意去嘗試新的活動或接觸新的環境			
Information	[Type= discrete] [Format=numeric] [Range= 1-9999] [Missing=*]		
Statistics [NW/ W]	[Valid=2031 /-] [Invalid=0 /-]		
Value	Label	Cases	Percentage
1	從不如此	322	<div><div></div></div> 15.9%
2	很少如此	860	<div><div></div></div> 42.3%
3	有時如此	609	<div><div></div></div> 30.0%
4	經常如此	185	<div><div></div></div> 9.1%
5	總是如此	50	<div><div></div></div> 2.5%
6	拒答	0	
9999	遺漏值	5	<div><div></div></div> 0.2%
Warning: these figures indicate the number of cases found in the data file. They cannot be interpreted as summary statistics of the population of interest.			
# socb26: 三.48.孩子不太喜歡跟別人說話或一起玩			
Information	[Type= discrete] [Format=numeric] [Range= 1-9999] [Missing=*]		
Statistics [NW/ W]	[Valid=2031 /-] [Invalid=0 /-]		
Value	Label	Cases	Percentage
1	從不如此	634	<div><div></div></div> 31.2%
2	很少如此	939	<div><div></div></div> 46.2%

# socb26: 三.48.孩子不太喜歡跟別人說話或一起玩			
Value	Label	Cases	Percentage
3	有時如此	368	<div><div></div></div> 18.1%
4	經常如此	70	<div><div></div></div> 3.4%
5	總是如此	15	<div><div></div></div> 0.7%
6	拒答	0	
9999	遺漏值	5	<div><div></div></div> 0.2%
Warning: these figures indicate the number of cases found in the data file. They cannot be interpreted as summary statistics of the population of interest.			
# socb27: 三.49.孩子會故意弄壞別人的東西			
Information	[Type= discrete] [Format=numeric] [Range= 1-9999] [Missing=*]		
Statistics [NW/ W]	[Valid=2031 /-] [Invalid=0 /-]		
Value	Label	Cases	Percentage
1	從不如此	1151	<div><div></div></div> 56.7%
2	很少如此	649	<div><div></div></div> 32.0%
3	有時如此	174	<div><div></div></div> 8.6%
4	經常如此	39	<div><div></div></div> 1.9%
5	總是如此	12	<div><div></div></div> 0.6%
6	拒答	1	<div><div></div></div> 0.0%
9999	遺漏值	5	<div><div></div></div> 0.2%
Warning: these figures indicate the number of cases found in the data file. They cannot be interpreted as summary statistics of the population of interest.			
# socb28: 三.50.孩子會排擠其他的小朋友			
Information	[Type= discrete] [Format=numeric] [Range= 1-9999] [Missing=*]		
Statistics [NW/ W]	[Valid=2031 /-] [Invalid=0 /-]		
Value	Label	Cases	Percentage
1	從不如此	1314	<div><div></div></div> 64.7%
2	很少如此	585	<div><div></div></div> 28.8%
3	有時如此	112	<div><div></div></div> 5.5%
4	經常如此	9	<div><div></div></div> 0.4%
5	總是如此	6	<div><div></div></div> 0.3%
6	拒答	0	
9999	遺漏值	5	<div><div></div></div> 0.2%
Warning: these figures indicate the number of cases found in the data file. They cannot be interpreted as summary statistics of the population of interest.			
# socb29: 三.51.孩子會取笑其他的小朋友			
Information	[Type= discrete] [Format=numeric] [Range= 1-9999] [Missing=*]		
Statistics [NW/ W]	[Valid=2031 /-] [Invalid=0 /-]		
Value	Label	Cases	Percentage
1	從不如此	1355	<div><div></div></div> 66.7%
2	很少如此	537	<div><div></div></div> 26.4%
3	有時如此	118	<div><div></div></div> 5.8%
4	經常如此	12	<div><div></div></div> 0.6%
5	總是如此	4	<div><div></div></div> 0.2%
6	拒答	0	
9999	遺漏值	5	<div><div></div></div> 0.2%
Warning: these figures indicate the number of cases found in the data file. They cannot be interpreted as summary statistics of the population of interest.			

# socb30: 三.52.孩子會踢、打、推或捏其他的小朋友			
Information	[Type= discrete] [Format=numeric] [Range= 1-9999] [Missing=*]		
Statistics [NW/ W]	[Valid=2031 /-] [Invalid=0 /-]		
Value	Label	Cases	Percentage
1	從不如此	1038	<div><div></div></div> 51.1%
2	很少如此	621	<div><div></div></div> 30.6%
3	有時如此	313	<div><div></div></div> 15.4%
4	經常如此	42	<div><div></div></div> 2.1%
5	總是如此	12	<div><div></div></div> 0.6%
6	拒答	0	
9999	遺漏值	5	<div><div></div></div> 0.2%
Warning: these figures indicate the number of cases found in the data file. They cannot be interpreted as summary statistics of the population of interest.			
# bodycg01: 四.1.站著時，會自己過肩單手丟小球			
Information	[Type= discrete] [Format=numeric] [Range= 1-9999] [Missing=*]		
Statistics [NW/ W]	[Valid=2031 /-] [Invalid=0 /-]		
Value	Label	Cases	Percentage
1	完全不會	8	<div><div></div></div> 0.4%
2	不太熟練	49	<div><div></div></div> 2.4%
3	普通熟練	256	<div><div></div></div> 12.6%
4	非常熟練	1714	<div><div></div></div> 84.4%
5	拒答	0	
9999	遺漏值	4	<div><div></div></div> 0.2%
Warning: these figures indicate the number of cases found in the data file. They cannot be interpreted as summary statistics of the population of interest.			
# bodycg02: 四.2.會自己跑一段距離，不會跌倒			
Information	[Type= discrete] [Format=numeric] [Range= 1-9999] [Missing=*]		
Statistics [NW/ W]	[Valid=2031 /-] [Invalid=0 /-]		
Value	Label	Cases	Percentage
1	完全不會	7	<div><div></div></div> 0.3%
2	不太熟練	7	<div><div></div></div> 0.3%
3	普通熟練	105	<div><div></div></div> 5.2%
4	非常熟練	1908	<div><div></div></div> 93.9%
5	拒答	0	
9999	遺漏值	4	<div><div></div></div> 0.2%
Warning: these figures indicate the number of cases found in the data file. They cannot be interpreted as summary statistics of the population of interest.			
# bodycg03: 四.3.站著時，會自己配合旋律有節奏的扭動身體			
Information	[Type= discrete] [Format=numeric] [Range= 1-9999] [Missing=*]		
Statistics [NW/ W]	[Valid=2031 /-] [Invalid=0 /-]		
Value	Label	Cases	Percentage
1	完全不會	6	<div><div></div></div> 0.3%
2	不太熟練	46	<div><div></div></div> 2.3%
3	普通熟練	180	<div><div></div></div> 8.9%
4	非常熟練	1795	<div><div></div></div> 88.4%
5	拒答	0	
9999	遺漏值	4	<div><div></div></div> 0.2%
Warning: these figures indicate the number of cases found in the data file. They cannot be interpreted as summary statistics of the population of interest.			

# bodycg04: 四.4. 會自己原地雙腳往上跳			
Information	[Type= discrete] [Format=numeric] [Range= 1-9999] [Missing=*]		
Statistics [NW/ W]	[Valid=2031 /-] [Invalid=0 /-]		
Value	Label	Cases	Percentage
1	完全不會	8	0.4%
2	不太熟練	15	0.7%
3	普通熟練	112	5.5%
4	非常熟練	1892	93.2%
5	拒答	0	
9999	遺漏值	4	0.2%
Warning: these figures indicate the number of cases found in the data file. They cannot be interpreted as summary statistics of the population of interest.			
# bodycg05: 四.5. 會自己溜滑梯			
Information	[Type= discrete] [Format=numeric] [Range= 1-9999] [Missing=*]		
Statistics [NW/ W]	[Valid=2031 /-] [Invalid=0 /-]		
Value	Label	Cases	Percentage
1	完全不會	2	0.1%
2	不太熟練	7	0.3%
3	普通熟練	27	1.3%
4	非常熟練	1989	97.9%
5	拒答	2	0.1%
9999	遺漏值	4	0.2%
Warning: these figures indicate the number of cases found in the data file. They cannot be interpreted as summary statistics of the population of interest.			
# bodycg06: 四.6. 不扶東西, 會自己走上樓梯			
Information	[Type= discrete] [Format=numeric] [Range= 1-9999] [Missing=*]		
Statistics [NW/ W]	[Valid=2031 /-] [Invalid=0 /-]		
Value	Label	Cases	Percentage
1	完全不會	11	0.5%
2	不太熟練	34	1.7%
3	普通熟練	197	9.7%
4	非常熟練	1785	87.9%
5	拒答	0	
9999	遺漏值	4	0.2%
Warning: these figures indicate the number of cases found in the data file. They cannot be interpreted as summary statistics of the population of interest.			

# bodybg08: 四.7.會自己騎三輪腳踏車			
Information	[Type= discrete] [Format=numeric] [Range= 1-9999] [Missing=*]		
Statistics [NW/ W]	[Valid=2031 /-] [Invalid=0 /-]		
Value	Label	Cases	Percentage
1	完全不會	84	<div><div></div></div> 4.1%
2	不太熟練	123	<div><div></div></div> 6.1%
3	普通熟練	179	<div><div></div></div> 8.8%
4	非常熟練	1638	<div><div></div></div> 80.6%
5	拒答	3	0.1%
9999	遺漏值	4	0.2%
Warning: these figures indicate the number of cases found in the data file. They cannot be interpreted as summary statistics of the population of interest.			
# bodycg07: 四.8.會自己踢球(站著把球踢走即可)			
Information	[Type= discrete] [Format=numeric] [Range= 1-9999] [Missing=*]		
Statistics [NW/ W]	[Valid=2031 /-] [Invalid=0 /-]		
Value	Label	Cases	Percentage
1	完全不會	12	<div><div></div></div> 0.6%
2	不太熟練	41	<div><div></div></div> 2.0%
3	普通熟練	235	<div><div></div></div> 11.6%
4	非常熟練	1739	<div><div></div></div> 85.6%
5	拒答	0	
9999	遺漏值	4	0.2%
Warning: these figures indicate the number of cases found in the data file. They cannot be interpreted as summary statistics of the population of interest.			
# bodybg09: 四.9.會自己接住別人丟來的大球(例如：皮球)			
Information	[Type= discrete] [Format=numeric] [Range= 1-9999] [Missing=*]		
Statistics [NW/ W]	[Valid=2031 /-] [Invalid=0 /-]		
Value	Label	Cases	Percentage
1	完全不會	38	<div><div></div></div> 1.9%
2	不太熟練	326	<div><div></div></div> 16.1%
3	普通熟練	611	<div><div></div></div> 30.1%
4	非常熟練	1052	<div><div></div></div> 51.8%
5	拒答	0	
9999	遺漏值	4	0.2%
Warning: these figures indicate the number of cases found in the data file. They cannot be interpreted as summary statistics of the population of interest.			
# bodybg10: 四.10.會自己雙腳連續往前跳(例如：兔子跳)			
Information	[Type= discrete] [Format=numeric] [Range= 1-9999] [Missing=*]		
Statistics [NW/ W]	[Valid=2031 /-] [Invalid=0 /-]		
Value	Label	Cases	Percentage
1	完全不會	19	<div><div></div></div> 0.9%
2	不太熟練	84	<div><div></div></div> 4.1%
3	普通熟練	350	<div><div></div></div> 17.2%
4	非常熟練	1573	<div><div></div></div> 77.4%
5	拒答	1	0.0%
9999	遺漏值	4	0.2%
Warning: these figures indicate the number of cases found in the data file. They cannot be interpreted as summary statistics of the population of interest.			

# <b>bodybg11:</b> 四.11. 會自己雙腳併攏用力往前跳(例如：立定跳遠)			
Information	[Type= discrete] [Format=numeric] [Range= 1-9999] [Missing=*]		
Statistics [NW/ W]	[Valid=2031 /-] [Invalid=0 /-]		
Value	Label	Cases	Percentage
1	完全不會	34	1.7%
2	不太熟練	123	6.1%
3	普通熟練	387	19.1%
4	非常熟練	1483	73.0%
5	拒答	0	
9999	遺漏值	4	0.2%
Warning: these figures indicate the number of cases found in the data file. They cannot be interpreted as summary statistics of the population of interest.			
# <b>bodycg08:</b> 四.12. 不扶東西， 會自己走下樓梯			
Information	[Type= discrete] [Format=numeric] [Range= 1-9999] [Missing=*]		
Statistics [NW/ W]	[Valid=2031 /-] [Invalid=0 /-]		
Value	Label	Cases	Percentage
1	完全不會	24	1.2%
2	不太熟練	129	6.4%
3	普通熟練	363	17.9%
4	非常熟練	1511	74.4%
5	拒答	0	
9999	遺漏值	4	0.2%
Warning: these figures indicate the number of cases found in the data file. They cannot be interpreted as summary statistics of the population of interest.			
# <b>bodybg12:</b> 四.13. 會自己騎有輔助輪的兩輪腳踏車			
Information	[Type= discrete] [Format=numeric] [Range= 1-9999] [Missing=*]		
Statistics [NW/ W]	[Valid=2031 /-] [Invalid=0 /-]		
Value	Label	Cases	Percentage
1	完全不會	255	12.6%
2	不太熟練	210	10.3%
3	普通熟練	241	11.9%
4	非常熟練	1316	64.8%
5	拒答	5	0.2%
9999	遺漏值	4	0.2%
Warning: these figures indicate the number of cases found in the data file. They cannot be interpreted as summary statistics of the population of interest.			
# <b>bodybg01:</b> 四.14. 投球時， 球會碰到目標物(目標物高度略比孩子高)			
Information	[Type= discrete] [Format=numeric] [Range= 1-9999] [Missing=*]		
Statistics [NW/ W]	[Valid=2031 /-] [Invalid=0 /-]		
Value	Label	Cases	Percentage
1	完全不會	113	5.6%
2	不太熟練	423	20.8%
3	普通熟練	592	29.1%
4	非常熟練	898	44.2%
5	拒答	1	0.0%
9999	遺漏值	4	0.2%
Warning: these figures indicate the number of cases found in the data file. They cannot be interpreted as summary statistics of the population of interest.			



# <b>bodybg02:</b> 四.15.會自己前滾翻(例如：翻觔斗)			
Information	[Type= discrete] [Format=numeric] [Range= 1-9999] [Missing=*]		
Statistics [NW/ W]	[Valid=2031 /-] [Invalid=0 /-]		
Value	Label	Cases	Percentage
1	完全不會	257	<div><div></div></div> 12.7%
2	不太熟練	314	<div><div></div></div> 15.5%
3	普通熟練	382	<div><div></div></div> 18.8%
4	非常熟練	1072	<div><div></div></div> 52.8%
5	拒答	2	0.1%
9999	遺漏值	4	0.2%
Warning: these figures indicate the number of cases found in the data file. They cannot be interpreted as summary statistics of the population of interest.			
# <b>bodybg03:</b> 四.16.會自己跳完整首帶動跳或健康操			
Information	[Type= discrete] [Format=numeric] [Range= 1-9999] [Missing=*]		
Statistics [NW/ W]	[Valid=2031 /-] [Invalid=0 /-]		
Value	Label	Cases	Percentage
1	完全不會	175	<div><div></div></div> 8.6%
2	不太熟練	444	<div><div></div></div> 21.9%
3	普通熟練	523	<div><div></div></div> 25.8%
4	非常熟練	884	<div><div></div></div> 43.5%
5	拒答	1	0.0%
9999	遺漏值	4	0.2%
Warning: these figures indicate the number of cases found in the data file. They cannot be interpreted as summary statistics of the population of interest.			
# <b>bodybg13:</b> 四.17.會自己單腳連續往前跳			
Information	[Type= discrete] [Format=numeric] [Range= 1-9999] [Missing=*]		
Statistics [NW/ W]	[Valid=2031 /-] [Invalid=0 /-]		
Value	Label	Cases	Percentage
1	完全不會	148	<div><div></div></div> 7.3%
2	不太熟練	405	<div><div></div></div> 19.9%
3	普通熟練	593	<div><div></div></div> 29.2%
4	非常熟練	879	<div><div></div></div> 43.3%
5	拒答	2	0.1%
9999	遺漏值	4	0.2%
Warning: these figures indicate the number of cases found in the data file. They cannot be interpreted as summary statistics of the population of interest.			
# <b>bodybg14:</b> 四.18.會自己單手連續拍大球(例如：皮球)			
Information	[Type= discrete] [Format=numeric] [Range= 1-9999] [Missing=*]		
Statistics [NW/ W]	[Valid=2031 /-] [Invalid=0 /-]		
Value	Label	Cases	Percentage
1	完全不會	174	<div><div></div></div> 8.6%
2	不太熟練	656	<div><div></div></div> 32.3%
3	普通熟練	571	<div><div></div></div> 28.1%
4	非常熟練	625	<div><div></div></div> 30.8%
5	拒答	1	0.0%
9999	遺漏值	4	0.2%
Warning: these figures indicate the number of cases found in the data file. They cannot be interpreted as summary statistics of the population of interest.			

# bodybg04: 四.19.會自己把球踢向目標(例如：射門的動作)			
Information	[Type= discrete] [Format=numeric] [Range= 1-9999] [Missing=*]		
Statistics [NW/ W]	[Valid=2031 /-] [Invalid=0 /-]		
Value	Label	Cases	Percentage
1	完全不會	114	<div><div></div></div> 5.6%
2	不太熟練	480	<div><div></div></div> 23.6%
3	普通熟練	656	<div><div></div></div> 32.3%
4	非常熟練	776	<div><div></div></div> 38.2%
5	拒答	1	0.0%
9999	遺漏值	4	0.2%
Warning: these figures indicate the number of cases found in the data file. They cannot be interpreted as summary statistics of the population of interest.			
# bodybg05: 四.20.會自己做仰臥起坐			
Information	[Type= discrete] [Format=numeric] [Range= 1-9999] [Missing=*]		
Statistics [NW/ W]	[Valid=2031 /-] [Invalid=0 /-]		
Value	Label	Cases	Percentage
1	完全不會	810	<div><div></div></div> 39.9%
2	不太熟練	607	<div><div></div></div> 29.9%
3	普通熟練	321	<div><div></div></div> 15.8%
4	非常熟練	284	<div><div></div></div> 14.0%
5	拒答	5	0.2%
9999	遺漏值	4	0.2%
Warning: these figures indicate the number of cases found in the data file. They cannot be interpreted as summary statistics of the population of interest.			
# bodybg06: 四.21.會自己玩跳格子遊戲，單腳雙腳交替連續往前跳			
Information	[Type= discrete] [Format=numeric] [Range= 1-9999] [Missing=*]		
Statistics [NW/ W]	[Valid=2031 /-] [Invalid=0 /-]		
Value	Label	Cases	Percentage
1	完全不會	552	<div><div></div></div> 27.2%
2	不太熟練	574	<div><div></div></div> 28.3%
3	普通熟練	444	<div><div></div></div> 21.9%
4	非常熟練	453	<div><div></div></div> 22.3%
5	拒答	4	0.2%
9999	遺漏值	4	0.2%
Warning: these figures indicate the number of cases found in the data file. They cannot be interpreted as summary statistics of the population of interest.			
# bodybg07: 四.22.會自己騎兩輪腳踏車			
Information	[Type= discrete] [Format=numeric] [Range= 1-9999] [Missing=*]		
Statistics [NW/ W]	[Valid=2031 /-] [Invalid=0 /-]		
Value	Label	Cases	Percentage
1	完全不會	1760	<div><div></div></div> 86.7%
2	不太熟練	142	<div><div></div></div> 7.0%
3	普通熟練	42	<div><div></div></div> 2.1%
4	非常熟練	80	<div><div></div></div> 3.9%
5	拒答	3	0.1%
9999	遺漏值	4	0.2%
Warning: these figures indicate the number of cases found in the data file. They cannot be interpreted as summary statistics of the population of interest.			

# bodycf03: 四.23. 會自己畫直線			
Information	[Type= discrete] [Format=numeric] [Range= 1-9999] [Missing=*]		
Statistics [NW/ W]	[Valid=2031 /-] [Invalid=0 /-]		
Value	Label	Cases	Percentage
1	完全不會	136	<div><div></div></div> 6.7%
2	不太熟練	504	<div><div></div></div> 24.8%
3	普通熟練	552	<div><div></div></div> 27.2%
4	非常熟練	835	<div><div></div></div> 41.1%
5	拒答	0	
9999	遺漏值	4	0.2%
Warning: these figures indicate the number of cases found in the data file. They cannot be interpreted as summary statistics of the population of interest.			
# bodybf13: 四.24. 會自己配合節奏拍手(例如：愛的鼓勵)			
Information	[Type= discrete] [Format=numeric] [Range= 1-9999] [Missing=*]		
Statistics [NW/ W]	[Valid=2031 /-] [Invalid=0 /-]		
Value	Label	Cases	Percentage
1	完全不會	165	<div><div></div></div> 8.1%
2	不太熟練	312	<div><div></div></div> 15.4%
3	普通熟練	503	<div><div></div></div> 24.8%
4	非常熟練	1045	<div><div></div></div> 51.5%
5	拒答	2	0.1%
9999	遺漏值	4	0.2%
Warning: these figures indicate the number of cases found in the data file. They cannot be interpreted as summary statistics of the population of interest.			
# bodycf04: 四.25. 會自己用湯匙吃東西			
Information	[Type= discrete] [Format=numeric] [Range= 1-9999] [Missing=*]		
Statistics [NW/ W]	[Valid=2031 /-] [Invalid=0 /-]		
Value	Label	Cases	Percentage
1	完全不會	6	<div><div></div></div> 0.3%
2	不太熟練	13	<div><div></div></div> 0.6%
3	普通熟練	156	<div><div></div></div> 7.7%
4	非常熟練	1852	<div><div></div></div> 91.2%
5	拒答	0	
9999	遺漏值	4	0.2%
Warning: these figures indicate the number of cases found in the data file. They cannot be interpreted as summary statistics of the population of interest.			
# bodybf14: 四.26. 會自己畫橫線			
Information	[Type= discrete] [Format=numeric] [Range= 1-9999] [Missing=*]		
Statistics [NW/ W]	[Valid=2031 /-] [Invalid=0 /-]		
Value	Label	Cases	Percentage
1	完全不會	107	<div><div></div></div> 5.3%
2	不太熟練	433	<div><div></div></div> 21.3%
3	普通熟練	518	<div><div></div></div> 25.5%
4	非常熟練	969	<div><div></div></div> 47.7%
5	拒答	0	
9999	遺漏值	4	0.2%
Warning: these figures indicate the number of cases found in the data file. They cannot be interpreted as summary statistics of the population of interest.			

# bodycf05: 四.27. 會自己一頁一頁翻開紙張薄的故事書			
Information	[Type= discrete] [Format=numeric] [Range= 1-9999] [Missing=*]		
Statistics [NW/ W]	[Valid=2031 /-] [Invalid=0 /-]		
Value	Label	Cases	Percentage
1	完全不會	26	<div><div></div></div> 1.3%
2	不太熟練	132	<div><div></div></div> 6.5%
3	普通熟練	443	<div><div></div></div> 21.8%
4	非常熟練	1425	<div><div></div></div> 70.2%
5	拒答	1	0.0%
9999	遺漏值	4	0.2%
Warning: these figures indicate the number of cases found in the data file. They cannot be interpreted as summary statistics of the population of interest.			
# bodycf06: 四.28. 會自己堆疊四個以上的方形物體(例如：積木、麻將)			
Information	[Type= discrete] [Format=numeric] [Range= 1-9999] [Missing=*]		
Statistics [NW/ W]	[Valid=2031 /-] [Invalid=0 /-]		
Value	Label	Cases	Percentage
1	完全不會	13	<div><div></div></div> 0.6%
2	不太熟練	22	<div><div></div></div> 1.1%
3	普通熟練	154	<div><div></div></div> 7.6%
4	非常熟練	1837	<div><div></div></div> 90.4%
5	拒答	1	0.0%
9999	遺漏值	4	0.2%
Warning: these figures indicate the number of cases found in the data file. They cannot be interpreted as summary statistics of the population of interest.			
# bodycf07: 四.29. 會自己用食指和中指比出『2』			
Information	[Type= discrete] [Format=numeric] [Range= 1-9999] [Missing=*]		
Statistics [NW/ W]	[Valid=2031 /-] [Invalid=0 /-]		
Value	Label	Cases	Percentage
1	完全不會	12	<div><div></div></div> 0.6%
2	不太熟練	39	<div><div></div></div> 1.9%
3	普通熟練	103	<div><div></div></div> 5.1%
4	非常熟練	1873	<div><div></div></div> 92.2%
5	拒答	0	
9999	遺漏值	4	0.2%
Warning: these figures indicate the number of cases found in the data file. They cannot be interpreted as summary statistics of the population of interest.			
# bodycf08: 四.30. 會自己畫圓形			
Information	[Type= discrete] [Format=numeric] [Range= 1-9999] [Missing=*]		
Statistics [NW/ W]	[Valid=2031 /-] [Invalid=0 /-]		
Value	Label	Cases	Percentage
1	完全不會	72	<div><div></div></div> 3.5%
2	不太熟練	326	<div><div></div></div> 16.1%
3	普通熟練	478	<div><div></div></div> 23.5%
4	非常熟練	1150	<div><div></div></div> 56.6%
5	拒答	0	
9999	遺漏值	5	0.2%
Warning: these figures indicate the number of cases found in the data file. They cannot be interpreted as summary statistics of the population of interest.			

# bodycf01: 四.31. 會自己脫套頭衣服(例如：T恤)			
Information	[Type= discrete] [Format=numeric] [Range= 1-9999] [Missing=*]		
Statistics [NW/ W]	[Valid=2031 /-] [Invalid=0 /-]		
Value	Label	Cases	Percentage
1	完全不會	91	<div><div></div></div> 4.5%
2	不太熟練	286	<div><div></div></div> 14.1%
3	普通熟練	498	<div><div></div></div> 24.5%
4	非常熟練	1152	<div><div></div></div> 56.7%
5	拒答	0	
9999	遺漏值	4	0.2%
Warning: these figures indicate the number of cases found in the data file. They cannot be interpreted as summary statistics of the population of interest.			
# bodycf02: 四.32. 會自己解開衣服上的小鈕扣			
Information	[Type= discrete] [Format=numeric] [Range= 1-9999] [Missing=*]		
Statistics [NW/ W]	[Valid=2031 /-] [Invalid=0 /-]		
Value	Label	Cases	Percentage
1	完全不會	177	<div><div></div></div> 8.7%
2	不太熟練	456	<div><div></div></div> 22.5%
3	普通熟練	583	<div><div></div></div> 28.7%
4	非常熟練	809	<div><div></div></div> 39.8%
5	拒答	2	0.1%
9999	遺漏值	4	0.2%
Warning: these figures indicate the number of cases found in the data file. They cannot be interpreted as summary statistics of the population of interest.			
# bodybf01: 四.33. 會自己轉回並轉緊寶特瓶蓋			
Information	[Type= discrete] [Format=numeric] [Range= 1-9999] [Missing=*]		
Statistics [NW/ W]	[Valid=2031 /-] [Invalid=0 /-]		
Value	Label	Cases	Percentage
1	完全不會	22	<div><div></div></div> 1.1%
2	不太熟練	137	<div><div></div></div> 6.7%
3	普通熟練	424	<div><div></div></div> 20.9%
4	非常熟練	1443	<div><div></div></div> 71.0%
5	拒答	1	0.0%
9999	遺漏值	4	0.2%
Warning: these figures indicate the number of cases found in the data file. They cannot be interpreted as summary statistics of the population of interest.			
# bodybf02: 四.34. 會自己用食指、中指和無名指比出『3』			
Information	[Type= discrete] [Format=numeric] [Range= 1-9999] [Missing=*]		
Statistics [NW/ W]	[Valid=2031 /-] [Invalid=0 /-]		
Value	Label	Cases	Percentage
1	完全不會	90	<div><div></div></div> 4.4%
2	不太熟練	227	<div><div></div></div> 11.2%
3	普通熟練	407	<div><div></div></div> 20.0%
4	非常熟練	1302	<div><div></div></div> 64.1%
5	拒答	1	0.0%
9999	遺漏值	4	0.2%
Warning: these figures indicate the number of cases found in the data file. They cannot be interpreted as summary statistics of the population of interest.			

# bodybf03: 四.35.會自己穿短襪			
Information	[Type= discrete] [Format=numeric] [Range= 1-9999] [Missing=*]		
Statistics [NW/ W]	[Valid=2031 /-] [Invalid=0 /-]		
Value	Label	Cases	Percentage
1	完全不會	76	<div><div></div></div> 3.7%
2	不太熟練	264	<div><div></div></div> 13.0%
3	普通熟練	472	<div><div></div></div> 23.2%
4	非常熟練	1215	<div><div></div></div> 59.8%
5	拒答	0	
9999	遺漏值	4	0.2%
Warning: these figures indicate the number of cases found in the data file. They cannot be interpreted as summary statistics of the population of interest.			
# bodybf04: 四.36.會自己穿套頭衣服(例如：T恤)			
Information	[Type= discrete] [Format=numeric] [Range= 1-9999] [Missing=*]		
Statistics [NW/ W]	[Valid=2031 /-] [Invalid=0 /-]		
Value	Label	Cases	Percentage
1	完全不會	133	<div><div></div></div> 6.5%
2	不太熟練	362	<div><div></div></div> 17.8%
3	普通熟練	459	<div><div></div></div> 22.6%
4	非常熟練	1073	<div><div></div></div> 52.8%
5	拒答	0	
9999	遺漏值	4	0.2%
Warning: these figures indicate the number of cases found in the data file. They cannot be interpreted as summary statistics of the population of interest.			
# bodybf05: 四.37.會自己扣起衣服上的小鈕扣			
Information	[Type= discrete] [Format=numeric] [Range= 1-9999] [Missing=*]		
Statistics [NW/ W]	[Valid=2031 /-] [Invalid=0 /-]		
Value	Label	Cases	Percentage
1	完全不會	283	<div><div></div></div> 13.9%
2	不太熟練	545	<div><div></div></div> 26.8%
3	普通熟練	515	<div><div></div></div> 25.4%
4	非常熟練	683	<div><div></div></div> 33.6%
5	拒答	1	0.0%
9999	遺漏值	4	0.2%
Warning: these figures indicate the number of cases found in the data file. They cannot be interpreted as summary statistics of the population of interest.			
# bodybf06: 四.38.會自己刷牙			
Information	[Type= discrete] [Format=numeric] [Range= 1-9999] [Missing=*]		
Statistics [NW/ W]	[Valid=2031 /-] [Invalid=0 /-]		
Value	Label	Cases	Percentage
1	完全不會	24	<div><div></div></div> 1.2%
2	不太熟練	191	<div><div></div></div> 9.4%
3	普通熟練	594	<div><div></div></div> 29.2%
4	非常熟練	1216	<div><div></div></div> 59.9%
5	拒答	2	0.1%
9999	遺漏值	4	0.2%
Warning: these figures indicate the number of cases found in the data file. They cannot be interpreted as summary statistics of the population of interest.			

# bodybf07: 四.39. 會自己畫正方形			
Information	[Type= discrete] [Format=numeric] [Range= 1-9999] [Missing=*]		
Statistics [NW/ W]	[Valid=2031 /-] [Invalid=0 /-]		
Value	Label	Cases	Percentage
1	完全不會	576	<div><div></div></div> 28.4%
2	不太熟練	735	<div><div></div></div> 36.2%
3	普通熟練	414	<div><div></div></div> 20.4%
4	非常熟練	299	<div><div></div></div> 14.7%
5	拒答	3	<div><div></div></div> 0.1%
9999	遺漏值	4	<div><div></div></div> 0.2%
Warning: these figures indicate the number of cases found in the data file. They cannot be interpreted as summary statistics of the population of interest.			
# bodybf08: 四.40. 會自己把繩子交叉打一個結			
Information	[Type= discrete] [Format=numeric] [Range= 1-9999] [Missing=*]		
Statistics [NW/ W]	[Valid=2031 /-] [Invalid=0 /-]		
Value	Label	Cases	Percentage
1	完全不會	1295	<div><div></div></div> 63.8%
2	不太熟練	454	<div><div></div></div> 22.4%
3	普通熟練	154	<div><div></div></div> 7.6%
4	非常熟練	122	<div><div></div></div> 6.0%
5	拒答	2	<div><div></div></div> 0.1%
9999	遺漏值	4	<div><div></div></div> 0.2%
Warning: these figures indicate the number of cases found in the data file. They cannot be interpreted as summary statistics of the population of interest.			
# bodybf09: 四.41. 會自己畫三角形			
Information	[Type= discrete] [Format=numeric] [Range= 1-9999] [Missing=*]		
Statistics [NW/ W]	[Valid=2031 /-] [Invalid=0 /-]		
Value	Label	Cases	Percentage
1	完全不會	643	<div><div></div></div> 31.7%
2	不太熟練	686	<div><div></div></div> 33.8%
3	普通熟練	383	<div><div></div></div> 18.9%
4	非常熟練	313	<div><div></div></div> 15.4%
5	拒答	2	<div><div></div></div> 0.1%
9999	遺漏值	4	<div><div></div></div> 0.2%
Warning: these figures indicate the number of cases found in the data file. They cannot be interpreted as summary statistics of the population of interest.			
# bodybf15: 四.42. 會自己使用剪刀剪形狀			
Information	[Type= discrete] [Format=numeric] [Range= 1-9999] [Missing=*]		
Statistics [NW/ W]	[Valid=2031 /-] [Invalid=0 /-]		
Value	Label	Cases	Percentage
1	完全不會	621	<div><div></div></div> 30.6%
2	不太熟練	552	<div><div></div></div> 27.2%
3	普通熟練	433	<div><div></div></div> 21.3%
4	非常熟練	421	<div><div></div></div> 20.7%
5	拒答	0	<div><div></div></div>
9999	遺漏值	4	<div><div></div></div> 0.2%
Warning: these figures indicate the number of cases found in the data file. They cannot be interpreted as summary statistics of the population of interest.			

# bodybf16: 四.43.會自己摺飛機			
Information	[Type= discrete] [Format=numeric] [Range= 1-9999] [Missing=*]		
Statistics [NW/ W]	[Valid=2031 /-] [Invalid=0 /-]		
Value	Label	Cases	Percentage
1	完全不會	1106	<div><div></div></div> 54.5%
2	不太熟練	585	<div><div></div></div> 28.8%
3	普通熟練	210	<div><div></div></div> 10.3%
4	非常熟練	126	<div><div></div></div> 6.2%
5	拒答	0	
9999	遺漏值	4	<div><div></div></div> 0.2%
Warning: these figures indicate the number of cases found in the data file. They cannot be interpreted as summary statistics of the population of interest.			
# bodybf10: 四.44.會自己接合拉鍊頭並拉起拉鍊			
Information	[Type= discrete] [Format=numeric] [Range= 1-9999] [Missing=*]		
Statistics [NW/ W]	[Valid=2031 /-] [Invalid=0 /-]		
Value	Label	Cases	Percentage
1	完全不會	277	<div><div></div></div> 13.6%
2	不太熟練	484	<div><div></div></div> 23.8%
3	普通熟練	558	<div><div></div></div> 27.5%
4	非常熟練	708	<div><div></div></div> 34.9%
5	拒答	0	
9999	遺漏值	4	<div><div></div></div> 0.2%
Warning: these figures indicate the number of cases found in the data file. They cannot be interpreted as summary statistics of the population of interest.			
# bodybf11: 四.45.會自己打完一個結後，再打第二個結(例如：死結)			
Information	[Type= discrete] [Format=numeric] [Range= 1-9999] [Missing=*]		
Statistics [NW/ W]	[Valid=2031 /-] [Invalid=0 /-]		
Value	Label	Cases	Percentage
1	完全不會	1650	<div><div></div></div> 81.2%
2	不太熟練	250	<div><div></div></div> 12.3%
3	普通熟練	52	<div><div></div></div> 2.6%
4	非常熟練	74	<div><div></div></div> 3.6%
5	拒答	1	<div><div></div></div> 0.0%
9999	遺漏值	4	<div><div></div></div> 0.2%
Warning: these figures indicate the number of cases found in the data file. They cannot be interpreted as summary statistics of the population of interest.			
# bodybf12: 四.46.會自己用筷子吃東西(不包括學習筷)			
Information	[Type= discrete] [Format=numeric] [Range= 1-9999] [Missing=*]		
Statistics [NW/ W]	[Valid=2031 /-] [Invalid=0 /-]		
Value	Label	Cases	Percentage
1	完全不會	749	<div><div></div></div> 36.9%
2	不太熟練	550	<div><div></div></div> 27.1%
3	普通熟練	345	<div><div></div></div> 17.0%
4	非常熟練	383	<div><div></div></div> 18.9%
5	拒答	0	
9999	遺漏值	4	<div><div></div></div> 0.2%
Warning: these figures indicate the number of cases found in the data file. They cannot be interpreted as summary statistics of the population of interest.			



# famc01: 一.1.我帶這孩子拜訪親友或請親友到家裡來玩			
Information	[Type= discrete] [Format=numeric] [Range= 1-9999] [Missing=*]		
Statistics [NW/ W]	[Valid=2031 /-] [Invalid=0 /-]		
Value	Label	Cases	Percentage
1	很少	313	<div><div></div></div> 15.4%
2	有時	687	<div><div></div></div> 33.8%
3	經常	554	<div><div></div></div> 27.3%
4	很經常	473	<div><div></div></div> 23.3%
5	拒答	0	
9999	遺漏值	4	<div><div></div></div> 0.2%
Warning: these figures indicate the number of cases found in the data file. They cannot be interpreted as summary statistics of the population of interest.			
# famc02: 一.2.我帶這孩子到住家外面看看玩玩(例如：公園、市場、廟口)			
Information	[Type= discrete] [Format=numeric] [Range= 1-9999] [Missing=*]		
Statistics [NW/ W]	[Valid=2031 /-] [Invalid=0 /-]		
Value	Label	Cases	Percentage
1	很少	61	<div><div></div></div> 3.0%
2	有時	401	<div><div></div></div> 19.7%
3	經常	730	<div><div></div></div> 35.9%
4	很經常	835	<div><div></div></div> 41.1%
5	拒答	0	
9999	遺漏值	4	<div><div></div></div> 0.2%
Warning: these figures indicate the number of cases found in the data file. They cannot be interpreted as summary statistics of the population of interest.			
# famevic01: 一.3.我帶這孩子去書店或圖書館			
Information	[Type= discrete] [Format=numeric] [Range= 1-9999] [Missing=*]		
Statistics [NW/ W]	[Valid=2031 /-] [Invalid=0 /-]		
Value	Label	Cases	Percentage
1	很少	806	<div><div></div></div> 39.7%
2	有時	711	<div><div></div></div> 35.0%
3	經常	328	<div><div></div></div> 16.1%
4	很經常	180	<div><div></div></div> 8.9%
5	拒答	1	<div><div></div></div> 0.0%
9999	遺漏值	5	<div><div></div></div> 0.2%
Warning: these figures indicate the number of cases found in the data file. They cannot be interpreted as summary statistics of the population of interest.			
# famc03: 一.4.我讓這孩子玩按壓、抓取、踢腿、推、拉的物品(例如：球類、學步車)			
Information	[Type= discrete] [Format=numeric] [Range= 1-9999] [Missing=*]		
Statistics [NW/ W]	[Valid=2031 /-] [Invalid=0 /-]		
Value	Label	Cases	Percentage
1	很少	67	<div><div></div></div> 3.3%
2	有時	271	<div><div></div></div> 13.3%
3	經常	673	<div><div></div></div> 33.1%
4	很經常	1016	<div><div></div></div> 50.0%
5	拒答	0	
9999	遺漏值	4	<div><div></div></div> 0.2%
Warning: these figures indicate the number of cases found in the data file. They cannot be interpreted as summary statistics of the population of interest.			

# famc04: 一.5.我讓這孩子玩抱枕、絨布玩具或家家酒的物品			
Information	[Type= discrete] [Format=numeric] [Range= 1-9999] [Missing=*]		
Statistics [NW/ W]	[Valid=2031 /-] [Invalid=0 /-]		
Value	Label	Cases	Percentage
1	很少	107	<div><div></div></div> 5.3%
2	有時	178	<div><div></div></div> 8.8%
3	經常	568	<div><div></div></div> 28.0%
4	很經常	1174	<div><div></div></div> 57.8%
5	拒答	0	
9999	遺漏值	4	<div><div></div></div> 0.2%
Warning: these figures indicate the number of cases found in the data file. They cannot be interpreted as summary statistics of the population of interest.			
# famc05: 一.6.我讓這孩子玩訓練手眼協調的物品(例如：套套杯、拼圖、軟性積木等)			
Information	[Type= discrete] [Format=numeric] [Range= 1-9999] [Missing=*]		
Statistics [NW/ W]	[Valid=2031 /-] [Invalid=0 /-]		
Value	Label	Cases	Percentage
1	很少	99	<div><div></div></div> 4.9%
2	有時	278	<div><div></div></div> 13.7%
3	經常	624	<div><div></div></div> 30.7%
4	很經常	1026	<div><div></div></div> 50.5%
5	拒答	0	
9999	遺漏值	4	<div><div></div></div> 0.2%
Warning: these figures indicate the number of cases found in the data file. They cannot be interpreted as summary statistics of the population of interest.			
# famc06: 一.7.我讓這孩子玩認識顏色、形狀、大小、數字的物品			
Information	[Type= discrete] [Format=numeric] [Range= 1-9999] [Missing=*]		
Statistics [NW/ W]	[Valid=2031 /-] [Invalid=0 /-]		
Value	Label	Cases	Percentage
1	很少	80	<div><div></div></div> 3.9%
2	有時	259	<div><div></div></div> 12.8%
3	經常	647	<div><div></div></div> 31.9%
4	很經常	1041	<div><div></div></div> 51.3%
5	拒答	0	
9999	遺漏值	4	<div><div></div></div> 0.2%
Warning: these figures indicate the number of cases found in the data file. They cannot be interpreted as summary statistics of the population of interest.			
# famc07: 一.8.我讓孩子玩操作性的物品(例如：積木、麵糰、黏土、串珠、畫圖工具、雪花片、拼圖等)			
Information	[Type= discrete] [Format=numeric] [Range= 1-9999] [Missing=*]		
Statistics [NW/ W]	[Valid=2031 /-] [Invalid=0 /-]		
Value	Label	Cases	Percentage
1	很少	81	<div><div></div></div> 4.0%
2	有時	276	<div><div></div></div> 13.6%
3	經常	624	<div><div></div></div> 30.7%
4	很經常	1046	<div><div></div></div> 51.5%
5	拒答	0	
9999	遺漏值	4	<div><div></div></div> 0.2%
Warning: these figures indicate the number of cases found in the data file. They cannot be interpreted as summary statistics of the population of interest.			

# famc08: 一.9.有適合孩子參與的活動時，我會和這孩子一起參加(例如：親子共遊活動)			
Information	[Type= discrete] [Format=numeric] [Range= 1-9999] [Missing=*]		
Statistics [NW/ W]	[Valid=2031 /-] [Invalid=0 /-]		
Value	Label	Cases	Percentage
1	很少	289	<div><div></div></div> 14.2%
2	有時	559	<div><div></div></div> 27.5%
3	經常	570	<div><div></div></div> 28.1%
4	很經常	609	<div><div></div></div> 30.0%
5	拒答	0	
9999	遺漏值	4	<div><div></div></div> 0.2%
Warning: these figures indicate the number of cases found in the data file. They cannot be interpreted as summary statistics of the population of interest.			
# famc09: 一.10.我教導這孩子學習各種物品的名稱			
Information	[Type= discrete] [Format=numeric] [Range= 1-9999] [Missing=*]		
Statistics [NW/ W]	[Valid=2031 /-] [Invalid=0 /-]		
Value	Label	Cases	Percentage
1	很少	31	<div><div></div></div> 1.5%
2	有時	160	<div><div></div></div> 7.9%
3	經常	683	<div><div></div></div> 33.6%
4	很經常	1152	<div><div></div></div> 56.7%
5	拒答	0	
9999	遺漏值	5	<div><div></div></div> 0.2%
Warning: these figures indicate the number of cases found in the data file. They cannot be interpreted as summary statistics of the population of interest.			

# famc10: 一. 11. 我教這孩子說「請」、「謝謝」、「對不起」			
Information	[Type= discrete] [Format=numeric] [Range= 1-9999] [Missing=*]		
Statistics [NW/ W]	[Valid=2031 /-] [Invalid=0 /-]		
Value	Label	Cases	Percentage
1	很少	25	<div><div></div></div> 1.2%
2	有時	110	<div><div></div></div> 5.4%
3	經常	475	<div><div></div></div> 23.4%
4	很經常	1417	<div><div></div></div> 69.8%
5	拒答	0	
9999	遺漏值	4	<div><div></div></div> 0.2%
Warning: these figures indicate the number of cases found in the data file. They cannot be interpreted as summary statistics of the population of interest.			
# famc11: 一. 12. 我讓這孩子學習空間概念(例如：上下、左右、前後)			
Information	[Type= discrete] [Format=numeric] [Range= 1-9999] [Missing=*]		
Statistics [NW/ W]	[Valid=2031 /-] [Invalid=0 /-]		
Value	Label	Cases	Percentage
1	很少	80	<div><div></div></div> 3.9%
2	有時	260	<div><div></div></div> 12.8%
3	經常	633	<div><div></div></div> 31.2%
4	很經常	1054	<div><div></div></div> 51.9%
5	拒答	0	
9999	遺漏值	4	<div><div></div></div> 0.2%
Warning: these figures indicate the number of cases found in the data file. They cannot be interpreted as summary statistics of the population of interest.			
# famc12: 一. 13. 我讓這孩子學習認識數字			
Information	[Type= discrete] [Format=numeric] [Range= 1-9999] [Missing=*]		
Statistics [NW/ W]	[Valid=2031 /-] [Invalid=0 /-]		
Value	Label	Cases	Percentage
1	很少	101	<div><div></div></div> 5.0%
2	有時	253	<div><div></div></div> 12.5%
3	經常	616	<div><div></div></div> 30.3%
4	很經常	1057	<div><div></div></div> 52.0%
5	拒答	0	
9999	遺漏值	4	<div><div></div></div> 0.2%
Warning: these figures indicate the number of cases found in the data file. They cannot be interpreted as summary statistics of the population of interest.			
# famc13: 一. 14. 我讓這孩子學習認識國字			
Information	[Type= discrete] [Format=numeric] [Range= 1-9999] [Missing=*]		
Statistics [NW/ W]	[Valid=2031 /-] [Invalid=0 /-]		
Value	Label	Cases	Percentage
1	很少	753	<div><div></div></div> 37.1%
2	有時	611	<div><div></div></div> 30.1%
3	經常	311	<div><div></div></div> 15.3%
4	很經常	351	<div><div></div></div> 17.3%
5	拒答	0	
9999	遺漏值	5	<div><div></div></div> 0.2%
Warning: these figures indicate the number of cases found in the data file. They cannot be interpreted as summary statistics of the population of interest.			

# famevic02: 一.15.我讓這孩子認識注音符號			
Information	[Type= discrete] [Format=numeric] [Range= 1-9999] [Missing=*]		
Statistics [NW/ W]	[Valid=2031 /-] [Invalid=0 /-]		
Value	Label	Cases	Percentage
1	很少	900	<div><div></div></div> 44.3%
2	有時	484	<div><div></div></div> 23.8%
3	經常	322	<div><div></div></div> 15.9%
4	很經常	321	<div><div></div></div> 15.8%
5	拒答	0	
9999	遺漏值	4	<div><div></div></div> 0.2%
Warning: these figures indicate the number of cases found in the data file. They cannot be interpreted as summary statistics of the population of interest.			
# famevic03: 一.16.我播放或唱童謠兒歌給這孩子聽			
Information	[Type= discrete] [Format=numeric] [Range= 1-9999] [Missing=*]		
Statistics [NW/ W]	[Valid=2031 /-] [Invalid=0 /-]		
Value	Label	Cases	Percentage
1	很少	203	<div><div></div></div> 10.0%
2	有時	343	<div><div></div></div> 16.9%
3	經常	546	<div><div></div></div> 26.9%
4	很經常	935	<div><div></div></div> 46.0%
5	拒答	0	
9999	遺漏值	4	<div><div></div></div> 0.2%
Warning: these figures indicate the number of cases found in the data file. They cannot be interpreted as summary statistics of the population of interest.			
# famevic04: 一.17.我播放有聲書給這孩子聽			
Information	[Type= discrete] [Format=numeric] [Range= 1-9999] [Missing=*]		
Statistics [NW/ W]	[Valid=2031 /-] [Invalid=0 /-]		
Value	Label	Cases	Percentage
1	很少	543	<div><div></div></div> 26.7%
2	有時	433	<div><div></div></div> 21.3%
3	經常	417	<div><div></div></div> 20.5%
4	很經常	634	<div><div></div></div> 31.2%
5	拒答	0	
9999	遺漏值	4	<div><div></div></div> 0.2%
Warning: these figures indicate the number of cases found in the data file. They cannot be interpreted as summary statistics of the population of interest.			
# famevic05: 一.18.我用適當的說話速度和語調與這孩子說話			
Information	[Type= discrete] [Format=numeric] [Range= 1-9999] [Missing=*]		
Statistics [NW/ W]	[Valid=2031 /-] [Invalid=0 /-]		
Value	Label	Cases	Percentage
1	很少	85	<div><div></div></div> 4.2%
2	有時	208	<div><div></div></div> 10.2%
3	經常	702	<div><div></div></div> 34.6%
4	很經常	1032	<div><div></div></div> 50.8%
5	拒答	0	
9999	遺漏值	4	<div><div></div></div> 0.2%
Warning: these figures indicate the number of cases found in the data file. They cannot be interpreted as summary statistics of the population of interest.			

# famevic06: 一.19.與孩子說話時，我會把他的話多加幾個字或引導他多說一些			
Information	[Type= discrete] [Format=numeric] [Range= 1-9999] [Missing=*]		
Statistics [NW/ W]	[Valid=2031 /-] [Invalid=0 /-]		
Value	Label	Cases	Percentage
1	很少	105	<div><div></div></div> 5.2%
2	有時	310	<div><div></div></div> 15.3%
3	經常	641	<div><div></div></div> 31.6%
4	很經常	971	<div><div></div></div> 47.8%
5	拒答	0	
9999	遺漏值	4	<div><div></div></div> 0.2%
Warning: these figures indicate the number of cases found in the data file. They cannot be interpreted as summary statistics of the population of interest.			
# famevic07: 一.20.我會和這孩子聊發生過的事(例如：帶孩子出去玩或孩子第一次自己穿衣服的事)			
Information	[Type= discrete] [Format=numeric] [Range= 1-9999] [Missing=*]		
Statistics [NW/ W]	[Valid=2031 /-] [Invalid=0 /-]		
Value	Label	Cases	Percentage
1	很少	75	<div><div></div></div> 3.7%
2	有時	251	<div><div></div></div> 12.4%
3	經常	560	<div><div></div></div> 27.6%
4	很經常	1141	<div><div></div></div> 56.2%
5	拒答	0	
9999	遺漏值	4	<div><div></div></div> 0.2%
Warning: these figures indicate the number of cases found in the data file. They cannot be interpreted as summary statistics of the population of interest.			
# famc14: 一.21.這孩子出聲或說話時，我會說話回應			
Information	[Type= discrete] [Format=numeric] [Range= 1-9999] [Missing=*]		
Statistics [NW/ W]	[Valid=2031 /-] [Invalid=0 /-]		
Value	Label	Cases	Percentage
1	很少	3	<div><div></div></div> 0.1%
2	有時	69	<div><div></div></div> 3.4%
3	經常	569	<div><div></div></div> 28.0%
4	很經常	1385	<div><div></div></div> 68.2%
5	拒答	0	
9999	遺漏值	5	<div><div></div></div> 0.2%
Warning: these figures indicate the number of cases found in the data file. They cannot be interpreted as summary statistics of the population of interest.			
# famc15: 一.22.我親親或抱抱這孩子			
Information	[Type= discrete] [Format=numeric] [Range= 1-9999] [Missing=*]		
Statistics [NW/ W]	[Valid=2031 /-] [Invalid=0 /-]		
Value	Label	Cases	Percentage
1	很少	33	<div><div></div></div> 1.6%
2	有時	97	<div><div></div></div> 4.8%
3	經常	377	<div><div></div></div> 18.6%
4	很經常	1520	<div><div></div></div> 74.8%
5	拒答	0	
9999	遺漏值	4	<div><div></div></div> 0.2%
Warning: these figures indicate the number of cases found in the data file. They cannot be interpreted as summary statistics of the population of interest.			

# famc16: 一.23.我做事的時候，也會和這孩子說話			
Information	[Type= discrete] [Format=numeric] [Range= 1-9999] [Missing=*]		
Statistics [NW/ W]	[Valid=2031 /-] [Invalid=0 /-]		
Value	Label	Cases	Percentage
1	很少	46	<div><div></div></div> 2.3%
2	有時	226	<div><div></div></div> 11.1%
3	經常	608	<div><div></div></div> 29.9%
4	很經常	1147	<div><div></div></div> 56.5%
5	拒答	0	
9999	遺漏值	4	<div><div></div></div> 0.2%
Warning: these figures indicate the number of cases found in the data file. They cannot be interpreted as summary statistics of the population of interest.			
# famc17: 一.24.當孩子不聽話時，我責罵這孩子			
Information	[Type= discrete] [Format=numeric] [Range= 1-9999] [Missing=*]		
Statistics [NW/ W]	[Valid=2031 /-] [Invalid=0 /-]		
Value	Label	Cases	Percentage
1	很少	73	<div><div></div></div> 3.6%
2	有時	374	<div><div></div></div> 18.4%
3	經常	768	<div><div></div></div> 37.8%
4	很經常	811	<div><div></div></div> 39.9%
5	拒答	1	<div><div></div></div> 0.0%
9999	遺漏值	4	<div><div></div></div> 0.2%
Warning: these figures indicate the number of cases found in the data file. They cannot be interpreted as summary statistics of the population of interest.			
# famc18: 一.25.必要時，我用限制這孩子的行動來管教他(例如：罰站、不准玩玩具)			
Information	[Type= discrete] [Format=numeric] [Range= 1-9999] [Missing=*]		
Statistics [NW/ W]	[Valid=2031 /-] [Invalid=0 /-]		
Value	Label	Cases	Percentage
1	很少	208	<div><div></div></div> 10.2%
2	有時	501	<div><div></div></div> 24.7%
3	經常	670	<div><div></div></div> 33.0%
4	很經常	648	<div><div></div></div> 31.9%
5	拒答	0	
9999	遺漏值	4	<div><div></div></div> 0.2%
Warning: these figures indicate the number of cases found in the data file. They cannot be interpreted as summary statistics of the population of interest.			
# famc19: 一.26.當這孩子行為失控時，我打孩子			
Information	[Type= discrete] [Format=numeric] [Range= 1-9999] [Missing=*]		
Statistics [NW/ W]	[Valid=2031 /-] [Invalid=0 /-]		
Value	Label	Cases	Percentage
1	很少	823	<div><div></div></div> 40.5%
2	有時	736	<div><div></div></div> 36.2%
3	經常	311	<div><div></div></div> 15.3%
4	很經常	157	<div><div></div></div> 7.7%
5	拒答	0	
9999	遺漏值	4	<div><div></div></div> 0.2%
Warning: these figures indicate the number of cases found in the data file. They cannot be interpreted as summary statistics of the population of interest.			

# famc20: 一.27.我保持這孩子的生活環境乾淨整齊(主要照顧者回答)			
Information	[Type= discrete] [Format=numeric] [Range= 1-9999] [Missing=*]		
Statistics [NW/ W]	[Valid=2031 /-] [Invalid=0 /-]		
Value	Label	Cases	Percentage
1	很少	20	1.0%
2	有時	176	8.7%
3	經常	803	39.5%
4	很經常	1028	50.6%
5	拒答	0	
9999	遺漏值	4	0.2%
Warning: these figures indicate the number of cases found in the data file. They cannot be interpreted as summary statistics of the population of interest.			
# famc21: 一.27.我保持這孩子的生活環境乾淨整齊(訪員需要觀察的題目)			
Information	[Type= discrete] [Format=numeric] [Range= 1-9999] [Missing=*]		
Statistics [NW/ W]	[Valid=2031 /-] [Invalid=0 /-]		
Value	Label	Cases	Percentage
1	非常髒亂	3	0.1%
2	髒亂	76	3.7%
3	乾淨	1215	59.8%
4	非常乾淨	227	11.2%
5	無法觀察到	505	24.9%
9999	遺漏值	5	0.2%
Warning: these figures indicate the number of cases found in the data file. They cannot be interpreted as summary statistics of the population of interest.			
# famevic08: 一.28.家中適合這個孩子年齡的書有幾本(包含購買、他人贈送、借閱)?			
Information	[Type= discrete] [Format=numeric] [Range= 1-9999] [Missing=*]		
Statistics [NW/ W]	[Valid=2031 /-] [Invalid=0 /-]		
Value	Label	Cases	Percentage
1	0-30本	980	48.3%
2	31-60本	552	27.2%
3	61-90本	246	12.1%
4	91-120本	120	5.9%
5	121-150本	34	1.7%
6	151-180本	27	1.3%
7	超過180本	67	3.3%
8	拒答	0	
9	不知道	1	0.0%
9999	遺漏值	4	0.2%
Warning: these figures indicate the number of cases found in the data file. They cannot be interpreted as summary statistics of the population of interest.			
# famevic09: 一.29.您唸書給孩子聽的次數?			
Information	[Type= discrete] [Format=numeric] [Range= 1-9999] [Missing=*]		
Statistics [NW/ W]	[Valid=2031 /-] [Invalid=0 /-]		
Value	Label	Cases	Percentage
1	沒有, 尚未開始[跳答第31題]	257	12.7%
2	每週少於1次	349	17.2%
3	每週1-3次	816	40.2%



# famevic09: 一.29.您唸書給孩子聽的次數?				
Value	Label	Cases	Percentage	
4	每週4-6次	267	<div><div></div></div>	13.1%
5	每週7-9次	243	<div><div></div></div>	12.0%
6	每週10-12次	48	<div><div></div></div>	2.4%
7	每週13次以上	45	<div><div></div></div>	2.2%
8	拒答	0		
9	不知道	2	<div><div></div></div>	0.1%
9999	遺漏值	4	<div><div></div></div>	0.2%
Warning: these figures indicate the number of cases found in the data file. They cannot be interpreted as summary statistics of the population of interest.				
# famevic10: 一.30.您平均每次唸多少時間的書給這孩子聽?				
Information	[Type= discrete] [Format=numeric] [Range= 1-9999] [Missing=*]			
Statistics [NW/ W]	[Valid=2031 /-] [Invalid=0 /-]			
Value	Label	Cases	Percentage	
1	20分鐘以內	1176	<div><div></div></div>	57.9%
2	21-40分鐘	536	<div><div></div></div>	26.4%
3	41-60分鐘	46	<div><div></div></div>	2.3%
4	61-80分鐘	7	<div><div></div></div>	0.3%
5	81-100分鐘	1	<div><div></div></div>	0.0%
6	101-120分鐘	1	<div><div></div></div>	0.0%
7	120分鐘以上	1	<div><div></div></div>	0.0%
8	拒答	0		
9	不知道	2	<div><div></div></div>	0.1%
9996	跳答	257	<div><div></div></div>	12.7%
9999	遺漏值	4	<div><div></div></div>	0.2%
Warning: these figures indicate the number of cases found in the data file. They cannot be interpreted as summary statistics of the population of interest.				
# famevic1101: 一.31.這孩子會使用或玩到哪些電子產品?(複選)1.智慧型手機				
Information	[Type= discrete] [Format=numeric] [Range= 0-9999] [Missing=*]			
Statistics [NW/ W]	[Valid=2031 /-] [Invalid=0 /-]			
Value	Label	Cases	Percentage	
0	沒有	714	<div><div></div></div>	35.2%
1	有	1317	<div><div></div></div>	64.8%
9999	遺漏值	0		
Warning: these figures indicate the number of cases found in the data file. They cannot be interpreted as summary statistics of the population of interest.				
# famevic1102: 一.31.這孩子會使用或玩到哪些電子產品?(複選)2.平板電腦				
Information	[Type= discrete] [Format=numeric] [Range= 0-9999] [Missing=*]			
Statistics [NW/ W]	[Valid=2031 /-] [Invalid=0 /-]			
Value	Label	Cases	Percentage	
0	沒有	1195	<div><div></div></div>	58.8%
1	有	836	<div><div></div></div>	41.2%
9999	遺漏值	0		
Warning: these figures indicate the number of cases found in the data file. They cannot be interpreted as summary statistics of the population of interest.				
# famevic1103: 一.31.這孩子會使用或玩到哪些電子產品?(複選)3.桌上型電腦				
Information	[Type= discrete] [Format=numeric] [Range= 0-9999] [Missing=*]			
Statistics [NW/ W]	[Valid=2031 /-] [Invalid=0 /-]			

# famevic1103: 一.31.這孩子會使用或玩到哪些電子產品?(複選)3.桌上型電腦			
Value	Label	Cases	Percentage
0	沒有	1846	<div><div></div></div> 90.9%
1	有	185	<div><div></div></div> 9.1%
9999	遺漏值	0	
Warning: these figures indicate the number of cases found in the data file. They cannot be interpreted as summary statistics of the population of interest.			
# famevic1104: 一.31.這孩子會使用或玩到哪些電子產品?(複選)4.筆記型電腦			
Information	[Type= discrete] [Format=numeric] [Range= 0-9999] [Missing=*]		
Statistics [NW/ W]	[Valid=2031 /-] [Invalid=0 /-]		
Value	Label	Cases	Percentage
0	沒有	1940	<div><div></div></div> 95.5%
1	有	91	<div><div></div></div> 4.5%
9999	遺漏值	0	
Warning: these figures indicate the number of cases found in the data file. They cannot be interpreted as summary statistics of the population of interest.			
# famevic1105: 一.31.這孩子會使用或玩到哪些電子產品?(複選)5.電視遊樂器(例如：Wii、Xbox)			
Information	[Type= discrete] [Format=numeric] [Range= 0-9999] [Missing=*]		
Statistics [NW/ W]	[Valid=2031 /-] [Invalid=0 /-]		
Value	Label	Cases	Percentage
0	沒有	1945	<div><div></div></div> 95.8%
1	有	86	<div><div></div></div> 4.2%
9999	遺漏值	0	
Warning: these figures indicate the number of cases found in the data file. They cannot be interpreted as summary statistics of the population of interest.			
# famevic1106: 一.31.這孩子會使用或玩到哪些電子產品?(複選)6.電視(包含各類影音媒體，例如：DVD、VCD)			
Information	[Type= discrete] [Format=numeric] [Range= 0-9999] [Missing=*]		
Statistics [NW/ W]	[Valid=2031 /-] [Invalid=0 /-]		
Value	Label	Cases	Percentage
0	沒有	341	<div><div></div></div> 16.8%
1	有	1690	<div><div></div></div> 83.2%
9999	遺漏值	0	
Warning: these figures indicate the number of cases found in the data file. They cannot be interpreted as summary statistics of the population of interest.			
# famevic1107: 一.31.這孩子會使用或玩到哪些電子產品?(複選)7.從未使用或玩過以上這些產品			
Information	[Type= discrete] [Format=numeric] [Range= 0-9999] [Missing=*]		
Statistics [NW/ W]	[Valid=2031 /-] [Invalid=0 /-]		
Value	Label	Cases	Percentage
0	沒有	1932	<div><div></div></div> 95.1%
1	有	99	<div><div></div></div> 4.9%
9999	遺漏值	0	
Warning: these figures indicate the number of cases found in the data file. They cannot be interpreted as summary statistics of the population of interest.			
# famevic1108: 一.31.這孩子會使用或玩到哪些電子產品?(複選)8.拒答			
Information	[Type= discrete] [Format=numeric] [Range= 0-9999] [Missing=*]		
Statistics [NW/ W]	[Valid=2031 /-] [Invalid=0 /-]		
Value	Label	Cases	Percentage
0	沒有	2031	<div><div></div></div> 100.0%

# famevic1108: 一.31.這孩子會使用或玩到哪些電子產品?(複選)8.拒答			
Value	Label	Cases	Percentage
1	有	0	
9999	遺漏值	0	
Warning: these figures indicate the number of cases found in the data file. They cannot be interpreted as summary statistics of the population of interest.			
# famevic1109: 一.31.這孩子會使用或玩到哪些電子產品?(複選)9.不知道			
Information	[Type= discrete] [Format=numeric] [Range= 0-9999] [Missing=*]		
Statistics [NW/ W]	[Valid=2031 /-] [Invalid=0 /-]		
Value	Label	Cases	Percentage
0	沒有	2031	100.0%
1	有	0	
9999	遺漏值	0	
Warning: these figures indicate the number of cases found in the data file. They cannot be interpreted as summary statistics of the population of interest.			
# famevic1201: 一.32.1.這孩子平均每天看多久電視(含各類影音媒體)?			
Information	[Type= discrete] [Format=numeric] [Range= 1-9999] [Missing=*]		
Statistics [NW/ W]	[Valid=2031 /-] [Invalid=0 /-]		
Value	Label	Cases	Percentage
1	不看/沒有	104	5.1%
2	0.5小時以內	361	17.8%
3	0.5-1小時以內	530	26.1%
4	1-1.5小時以內	296	14.6%
5	1.5-2小時以內	325	16.0%
6	2-2.5小時以內	120	5.9%
7	2.5-3小時以內	124	6.1%
8	3-3.5小時以內	38	1.9%
9	3.5-4小時以內	41	2.0%
10	4-4.5小時以內	27	1.3%
11	4.5-5小時以內	13	0.6%
12	5小時以上	41	2.0%
13	拒答	0	
14	不知道	3	0.1%
9999	遺漏值	8	0.4%
Warning: these figures indicate the number of cases found in the data file. They cannot be interpreted as summary statistics of the population of interest.			
# famevic1202: 一.32.2.除了電視, 這孩子平均每天接觸多久電子產品(例如: 電腦、平板、手機)?			
Information	[Type= discrete] [Format=numeric] [Range= 1-9999] [Missing=*]		
Statistics [NW/ W]	[Valid=2031 /-] [Invalid=0 /-]		
Value	Label	Cases	Percentage
1	不看/沒有	476	23.4%
2	0.5小時以內	740	36.4%
3	0.5-1小時以內	417	20.5%
4	1-1.5小時以內	127	6.3%
5	1.5-2小時以內	128	6.3%
6	2-2.5小時以內	42	2.1%
7	2.5-3小時以內	40	2.0%
8	3-3.5小時以內	10	0.5%

# famevic1202: 一.32.2.除了電視，這孩子平均每天接觸多久電子產品(例如：電腦、平板、手機)?			
Value	Label	Cases	Percentage
9	3-4小時以內	9	0.4%
10	4-4.5小時以內	5	0.2%
11	4.5-5小時以內	6	0.3%
12	5小時以上	16	0.8%
13	拒答	0	
14	不知道	2	0.1%
9999	遺漏值	13	0.6%
Warning: these figures indicate the number of cases found in the data file. They cannot be interpreted as summary statistics of the population of interest.			
# famevic1301: 一.33.1.這孩子醒著時，您平日平均每天花多少時間和這孩子相處互動(例如：遊戲、共讀、吃飯、講話等)			
Information	[Type= discrete] [Format=numeric] [Range= 1-9999] [Missing=*]		
Statistics [NW/ W]	[Valid=2031 /-] [Invalid=0 /-]		
Value	Label	Cases	Percentage
1	沒有	39	1.9%
2	1小時以內	43	2.1%
3	1-2小時以內	160	7.9%
4	2-3小時以內	318	15.7%
5	3-4小時以內	356	17.5%
6	4-5小時以內	363	17.9%
7	5-6小時以內	229	11.3%
8	6-7小時以內	83	4.1%
9	7-8小時以內	56	2.8%
10	8-9小時以內	32	1.6%
11	9-10小時以內	33	1.6%
12	10小時以上	314	15.5%
13	拒答	0	
14	不知道	1	0.0%
9999	遺漏值	4	0.2%
Warning: these figures indicate the number of cases found in the data file. They cannot be interpreted as summary statistics of the population of interest.			
# famevic1302: 一.33.2.這孩子醒著時，您假日平均每天花多少時間和這孩子相處互動(例如：遊戲、共讀、吃飯、講話等)			
Information	[Type= discrete] [Format=numeric] [Range= 1-9999] [Missing=*]		
Statistics [NW/ W]	[Valid=2031 /-] [Invalid=0 /-]		
Value	Label	Cases	Percentage
1	沒有	4	0.2%
2	1小時以內	4	0.2%
3	1-2小時以內	10	0.5%
4	2-3小時以內	17	0.8%
5	3-4小時以內	36	1.8%
6	4-5小時以內	61	3.0%
7	5-6小時以內	59	2.9%
8	6-7小時以內	57	2.8%
9	7-8小時以內	72	3.5%
10	8-9小時以內	104	5.1%

# famevic1302: 一.33.2.這孩子醒著時，您假日平均每天花多少時間和這孩子相處互動(例如：遊戲、共讀、吃飯、講話等)

Value	Label	Cases	Percentage
11	9-10小時以內	102	5.0%
12	10小時以上	1496	73.7%
13	拒答	5	0.2%
14	不知道	0	
9999	遺漏值	4	0.2%

Warning: these figures indicate the number of cases found in the data file. They cannot be interpreted as summary statistics of the population of interest.

# famevic14: 一.34.您覺得在家中幫您做家事或照顧孩子的人手足夠嗎?

Information	[Type= discrete] [Format=numeric] [Range= 1-9999] [Missing=*]
Statistics [NW/ W]	[Valid=2031 /-] [Invalid=0 /-]

Value	Label	Cases	Percentage
1	很不足夠	138	6.8%
2	稍嫌不足	403	19.8%
3	尚且足夠	966	47.6%
4	很充裕	517	25.5%
5	拒答	2	0.1%
6	不知道	1	0.0%
9999	遺漏值	4	0.2%

Warning: these figures indicate the number of cases found in the data file. They cannot be interpreted as summary statistics of the population of interest.

# famevic15: 一.35.這孩子曾經學過才藝嗎?

Information	[Type= discrete] [Format=numeric] [Range= 1-9999] [Missing=*]
Statistics [NW/ W]	[Valid=2031 /-] [Invalid=0 /-]

Value	Label	Cases	Percentage
1	沒有[續答第35.1題]	1385	68.2%
2	有，__歲(足歲)時開始學習第一項才藝[續答第35.2題]	643	31.7%
3	拒答	0	
4	不知道	1	0.0%
9999	遺漏值	2	0.1%

Warning: these figures indicate the number of cases found in the data file. They cannot be interpreted as summary statistics of the population of interest.

# famevic15a: 一.35.這孩子曾經學過才藝，\_\_歲(足歲)時開始學習第一項才藝

Information	[Type= discrete] [Format=numeric] [Range= 0-9999] [Missing=*]
Statistics [NW/ W]	[Valid=2031 /-] [Invalid=0 /-]

Value	Label	Cases	Percentage
0		1	0.0%
0.3		1	0.0%
0.5		1	0.0%
0.7		1	0.0%
0.9		1	0.0%
1		18	0.9%
1.4		1	0.0%
1.5		6	0.3%
2		62	3.1%
2.3		1	0.0%

# famevic15a: 一.35.這孩子曾經學過才藝，__歲(足歲)時開始學習第一項才藝			
Value	Label	Cases	Percentage
2.5		19	0.9%
2.6		1	0.0%
2.67		1	0.0%
2.7		2	0.1%
2.8		1	0.0%
3		407	20.0%
3.5		48	2.4%
3.6		1	0.0%
3.8		7	0.3%
4		67	3.3%
8888	不知道	0	
9996	跳答	1378	67.8%
9999	遺漏值	6	0.3%
Warning: these figures indicate the number of cases found in the data file. They cannot be interpreted as summary statistics of the population of interest.			
# famevic1501: 一.35.1.這孩子沒有學過才藝，是否打算讓這孩子學才藝?			
Information	[Type= discrete] [Format=numeric] [Range= 1-9999] [Missing=*]		
Statistics [NW/ W]	[Valid=2031 /-] [Invalid=0 /-]		
Value	Label	Cases	Percentage
1	是的，打算__歲(足歲)的時候開始讓孩子學一些才藝	437	21.5%
2	尚未有讓這孩子學習才藝的打算	932	45.9%
3	拒答	20	1.0%
4	不知道	0	
9996	跳答	640	31.5%
9999	遺漏值	2	0.1%
Warning: these figures indicate the number of cases found in the data file. They cannot be interpreted as summary statistics of the population of interest.			
# famevic1501a: 一.35.1.這孩子沒有學過才藝，打算__歲(足歲)的時候開始讓孩子學一些才藝			
Information	[Type= discrete] [Format=numeric] [Range= 2-9999] [Missing=*]		
Statistics [NW/ W]	[Valid=2031 /-] [Invalid=0 /-]		
Value	Label	Cases	Percentage
2		1	0.0%
3		2	0.1%
4		131	6.5%
4.5		9	0.4%
5		191	9.4%
6		56	2.8%
7		31	1.5%
8		8	0.4%
10		2	0.1%
8888	不知道	6	0.3%
9996	跳答	1592	78.4%
9999	遺漏值	2	0.1%
Warning: these figures indicate the number of cases found in the data file. They cannot be interpreted as summary statistics of the population of interest.			

# famevic150201: 一.35.2.這孩子曾經(包含現在)學習哪些才藝?1.英文			
Information	[Type= discrete] [Format=numeric] [Range= 0-9999] [Missing=*]		
Statistics [NW/ W]	[Valid=2031 /-] [Invalid=0 /-]		
Value	Label	Cases	Percentage
0	沒有	534	<div><div></div></div> 26.3%
1	有	110	<div><div></div></div> 5.4%
9996	跳答	1385	<div><div></div></div> 68.2%
9999	遺漏值	2	<div><div></div></div> 0.1%
Warning: these figures indicate the number of cases found in the data file. They cannot be interpreted as summary statistics of the population of interest.			
# famevic150201a: 一.35.2.這孩子曾經(包含現在)學才藝學多久?1.英文, 學了__年			
Information	[Type= discrete] [Format=numeric] [Range= 0-9999] [Missing=*]		
Statistics [NW/ W]	[Valid=2031 /-] [Invalid=0 /-]		
Value	Label	Cases	Percentage
0		66	<div><div></div></div> 3.2%
1		30	<div><div></div></div> 1.5%
2		10	<div><div></div></div> 0.5%
3		3	<div><div></div></div> 0.1%
8888	不知道	1	<div><div></div></div> 0.0%
9996	跳答	1919	<div><div></div></div> 94.5%
9999	遺漏值	2	<div><div></div></div> 0.1%
Warning: these figures indicate the number of cases found in the data file. They cannot be interpreted as summary statistics of the population of interest.			
# famevic150201b: 一.35.2.這孩子曾經(包含現在)學才藝學多久?1.英文, 學了__月			
Information	[Type= discrete] [Format=numeric] [Range= 0-9999] [Missing=*]		
Statistics [NW/ W]	[Valid=2031 /-] [Invalid=0 /-]		
Value	Label	Cases	Percentage
0		27	<div><div></div></div> 1.3%
0.5		1	<div><div></div></div> 0.0%
1		10	<div><div></div></div> 0.5%
2		7	<div><div></div></div> 0.3%
3		6	<div><div></div></div> 0.3%
4		8	<div><div></div></div> 0.4%
5		5	<div><div></div></div> 0.2%
5.5		1	<div><div></div></div> 0.0%
6		28	<div><div></div></div> 1.4%
7		2	<div><div></div></div> 0.1%
8		2	<div><div></div></div> 0.1%
9		4	<div><div></div></div> 0.2%
10		3	<div><div></div></div> 0.1%
11		5	<div><div></div></div> 0.2%
8888	不知道	1	<div><div></div></div> 0.0%
9996	跳答	1919	<div><div></div></div> 94.5%
9999	遺漏值	2	<div><div></div></div> 0.1%
Warning: these figures indicate the number of cases found in the data file. They cannot be interpreted as summary statistics of the population of interest.			
# famevic150202: 一.35.2.這孩子曾經(包含現在)學習哪些才藝?2.珠心算或數學			
Information	[Type= discrete] [Format=numeric] [Range= 0-9999] [Missing=*]		

# famevic150202: 一.35.2.這孩子曾經(包含現在)學習哪些才藝?2.珠心算或數學			
Statistics [NW/ W]		[Valid=2031 /-] [Invalid=0 /-]	
Value	Label	Cases	Percentage
0	沒有	626	<div><div></div></div> 30.8%
1	有	17	<div><div></div></div> 0.8%
9996	跳答	1386	<div><div></div></div> 68.2%
9999	遺漏值	2	<div><div></div></div> 0.1%
Warning: these figures indicate the number of cases found in the data file. They cannot be interpreted as summary statistics of the population of interest.			
# famevic150202a: 一.35.2.這孩子曾經(包含現在)學才藝學多久?2.珠心算或數學, 學了___年			
Information		[Type= discrete] [Format=numeric] [Range= 0-9999] [Missing=*]	
Statistics [NW/ W]		[Valid=2031 /-] [Invalid=0 /-]	
Value	Label	Cases	Percentage
0		11	<div><div></div></div> 0.5%
1		2	<div><div></div></div> 0.1%
2		1	<div><div></div></div> 0.0%
3		2	<div><div></div></div> 0.1%
8888	不知道	1	<div><div></div></div> 0.0%
9996	跳答	2012	<div><div></div></div> 99.1%
9999	遺漏值	2	<div><div></div></div> 0.1%
Warning: these figures indicate the number of cases found in the data file. They cannot be interpreted as summary statistics of the population of interest.			
# famevic150202b: 一.35.2.這孩子曾經(包含現在)學才藝學多久?2.珠心算或數學, 學了___月			
Information		[Type= discrete] [Format=numeric] [Range= 0-9999] [Missing=*]	
Statistics [NW/ W]		[Valid=2031 /-] [Invalid=0 /-]	
Value	Label	Cases	Percentage
0		3	<div><div></div></div> 0.1%
1		3	<div><div></div></div> 0.1%
3		1	<div><div></div></div> 0.0%
4		1	<div><div></div></div> 0.0%
6		4	<div><div></div></div> 0.2%
8		2	<div><div></div></div> 0.1%
9		1	<div><div></div></div> 0.0%
10		1	<div><div></div></div> 0.0%
8888	不知道	1	<div><div></div></div> 0.0%
9996	跳答	2012	<div><div></div></div> 99.1%
9999	遺漏值	2	<div><div></div></div> 0.1%
Warning: these figures indicate the number of cases found in the data file. They cannot be interpreted as summary statistics of the population of interest.			
# famevic150203: 一.35.2.這孩子曾經(包含現在)學習哪些才藝?3.電腦			
Information		[Type= discrete] [Format=numeric] [Range= 0-9999] [Missing=*]	
Statistics [NW/ W]		[Valid=2031 /-] [Invalid=0 /-]	
Value	Label	Cases	Percentage
0	沒有	641	<div><div></div></div> 31.6%
1	有	2	<div><div></div></div> 0.1%
9996	跳答	1386	<div><div></div></div> 68.2%
9999	遺漏值	2	<div><div></div></div> 0.1%
Warning: these figures indicate the number of cases found in the data file. They cannot be interpreted as summary statistics of the population of interest.			



# famevic150203a: 一.35.2.這孩子曾經(包含現在)學才藝學多久?3.電腦, 學了__年			
Information	[Type= discrete] [Format=numeric] [Range= 0-9999] [Missing=*]		
Statistics [NW/ W]	[Valid=2031 /-] [Invalid=0 /-]		
Value	Label	Cases	Percentage
0		1	0.0%
2		1	0.0%
8888	不知道	0	
9996	跳答	2027	99.8%
9999	遺漏值	2	0.1%
Warning: these figures indicate the number of cases found in the data file. They cannot be interpreted as summary statistics of the population of interest.			
# famevic150203b: 一.35.2.這孩子曾經(包含現在)學才藝學多久?3.電腦, 學了__月			
Information	[Type= discrete] [Format=numeric] [Range= 3-9999] [Missing=*]		
Statistics [NW/ W]	[Valid=2031 /-] [Invalid=0 /-]		
Value	Label	Cases	Percentage
3		1	0.0%
8888	不知道	1	0.0%
9996	跳答	2027	99.8%
9999	遺漏值	2	0.1%
Warning: these figures indicate the number of cases found in the data file. They cannot be interpreted as summary statistics of the population of interest.			
# famevic150204: 一.35.2.這孩子曾經(包含現在)學習哪些才藝?4.書法			
Information	[Type= discrete] [Format=numeric] [Range= 0-9999] [Missing=*]		
Statistics [NW/ W]	[Valid=2031 /-] [Invalid=0 /-]		
Value	Label	Cases	Percentage
0	沒有	643	31.7%
1	有	0	
9996	跳答	1386	68.2%
9999	遺漏值	2	0.1%
Warning: these figures indicate the number of cases found in the data file. They cannot be interpreted as summary statistics of the population of interest.			
# famevic150204a: 一.35.2.這孩子曾經(包含現在)學才藝學多久?4.書法, 學了__年			
Information	[Type= discrete] [Format=numeric] [Range= 8888-9999] [Missing=*]		
Statistics [NW/ W]	[Valid=2031 /-] [Invalid=0 /-]		
Value	Label	Cases	Percentage
8888	不知道	0	
9996	跳答	2029	99.9%
9999	遺漏值	2	0.1%
Warning: these figures indicate the number of cases found in the data file. They cannot be interpreted as summary statistics of the population of interest.			

# famevic150204b: 一.35.2.這孩子曾經(包含現在)學才藝學多久?4.書法, 學了二月			
Information	[Type= discrete] [Format=numeric] [Range= 8888-9999] [Missing=*]		
Statistics [NW/ W]	[Valid=2031 /-] [Invalid=0 /-]		
Value	Label	Cases	Percentage
8888	不知道	0	
9996	跳答	2029	99.9%
9999	遺漏值	2	0.1%
Warning: these figures indicate the number of cases found in the data file. They cannot be interpreted as summary statistics of the population of interest.			
# famevic150205: 一.35.2.這孩子曾經(包含現在)學習哪些才藝?5.棋藝			
Information	[Type= discrete] [Format=numeric] [Range= 0-9999] [Missing=*]		
Statistics [NW/ W]	[Valid=2031 /-] [Invalid=0 /-]		
Value	Label	Cases	Percentage
0	沒有	640	31.5%
1	有	2	0.1%
9996	跳答	1386	68.2%
9999	遺漏值	3	0.1%
Warning: these figures indicate the number of cases found in the data file. They cannot be interpreted as summary statistics of the population of interest.			
# famevic150205a: 一.35.2.這孩子曾經(包含現在)學才藝學多久?5.棋藝, 學了二年			
Information	[Type= discrete] [Format=numeric] [Range= 0-9999] [Missing=*]		
Statistics [NW/ W]	[Valid=2031 /-] [Invalid=0 /-]		
Value	Label	Cases	Percentage
0		2	0.1%
1		1	0.0%
8888	不知道	0	
9996	跳答	2026	99.8%
9999	遺漏值	2	0.1%
Warning: these figures indicate the number of cases found in the data file. They cannot be interpreted as summary statistics of the population of interest.			
# famevic150205b: 一.35.2.這孩子曾經(包含現在)學才藝學多久?5.棋藝, 學了二月			
Information	[Type= discrete] [Format=numeric] [Range= 0-9999] [Missing=*]		
Statistics [NW/ W]	[Valid=2031 /-] [Invalid=0 /-]		
Value	Label	Cases	Percentage
0		1	0.0%
1		1	0.0%
3		1	0.0%
8888	不知道	0	
9996	跳答	2026	99.8%
9999	遺漏值	2	0.1%
Warning: these figures indicate the number of cases found in the data file. They cannot be interpreted as summary statistics of the population of interest.			
# famevic150206: 一.35.2.這孩子曾經(包含現在)學習哪些才藝?6.讀經			
Information	[Type= discrete] [Format=numeric] [Range= 0-9999] [Missing=*]		
Statistics [NW/ W]	[Valid=2031 /-] [Invalid=0 /-]		
Value	Label	Cases	Percentage
0	沒有	623	30.7%
1	有	20	1.0%

# famevic150206: 一.35.2.這孩子曾經(包含現在)學習哪些才藝?6.讀經			
Value	Label	Cases	Percentage
9996	跳答	1386	<div></div> 68.2%
9999	遺漏值	2	0.1%
Warning: these figures indicate the number of cases found in the data file. They cannot be interpreted as summary statistics of the population of interest.			
# famevic150206a: 一.35.2.這孩子曾經(包含現在)學才藝學多久?6.讀經, 學了__年			
Information	[Type= discrete] [Format=numeric] [Range= 0-9999] [Missing=*]		
Statistics [NW/ W]	[Valid=2031 /-] [Invalid=0 /-]		
Value	Label	Cases	Percentage
0		13	0.6%
1		6	0.3%
3		1	0.0%
8888	不知道	0	
9996	跳答	2009	<div></div> 98.9%
9999	遺漏值	2	0.1%
Warning: these figures indicate the number of cases found in the data file. They cannot be interpreted as summary statistics of the population of interest.			
# famevic150206b: 一.35.2.這孩子曾經(包含現在)學才藝學多久?6.讀經, 學了__月			
Information	[Type= discrete] [Format=numeric] [Range= 0-9999] [Missing=*]		
Statistics [NW/ W]	[Valid=2031 /-] [Invalid=0 /-]		
Value	Label	Cases	Percentage
0		2	0.1%
1		3	0.1%
1.5		1	0.0%
2		1	0.0%
3		1	0.0%
4		2	0.1%
6		8	0.4%
9		2	0.1%
8888	不知道	0	
9996	跳答	2009	<div></div> 98.9%
9999	遺漏值	2	0.1%
Warning: these figures indicate the number of cases found in the data file. They cannot be interpreted as summary statistics of the population of interest.			
# famevic150207: 一.35.2.這孩子曾經(包含現在)學習哪些才藝?7.體能(例如：游泳、律動、舞蹈等)			
Information	[Type= discrete] [Format=numeric] [Range= 0-9999] [Missing=*]		
Statistics [NW/ W]	[Valid=2031 /-] [Invalid=0 /-]		
Value	Label	Cases	Percentage
0	沒有	317	<div></div> 15.6%
1	有	327	<div></div> 16.1%
9996	跳答	1385	<div></div> 68.2%
9999	遺漏值	2	0.1%
Warning: these figures indicate the number of cases found in the data file. They cannot be interpreted as summary statistics of the population of interest.			
# famevic150207a: 一.35.2.這孩子曾經(包含現在)學才藝學多久?7.體能, 學了__年			
Information	[Type= discrete] [Format=numeric] [Range= 0-9999] [Missing=*]		
Statistics [NW/ W]	[Valid=2031 /-] [Invalid=0 /-]		

# famevic150207a: 一.35.2.這孩子曾經(包含現在)學才藝學多久?7.體能, 學了___年			
Value	Label	Cases	Percentage
0		230	<div><div></div></div> 11.3%
1		79	<div><div></div></div> 3.9%
2		10	<div><div></div></div> 0.5%
3		7	<div><div></div></div> 0.3%
8888	不知道	1	<div><div></div></div> 0.0%
9996	跳答	1702	<div><div></div></div> 83.8%
9999	遺漏值	2	<div><div></div></div> 0.1%
Warning: these figures indicate the number of cases found in the data file. They cannot be interpreted as summary statistics of the population of interest.			
# famevic150207b: 一.35.2.這孩子曾經(包含現在)學才藝學多久?7.體能, 學了___月			
Information	[Type= discrete] [Format=numeric] [Range= 0-9999] [Missing=*]		
Statistics [NW/ W]	[Valid=2031 /-] [Invalid=0 /-]		
Value	Label	Cases	Percentage
0		70	<div><div></div></div> 3.4%
0.5		3	<div><div></div></div> 0.1%
1		41	<div><div></div></div> 2.0%
1.4		1	<div><div></div></div> 0.0%
2		34	<div><div></div></div> 1.7%
3		39	<div><div></div></div> 1.9%
4		10	<div><div></div></div> 0.5%
5		11	<div><div></div></div> 0.5%
6		82	<div><div></div></div> 4.0%
7		6	<div><div></div></div> 0.3%
8		8	<div><div></div></div> 0.4%
9		4	<div><div></div></div> 0.2%
10		10	<div><div></div></div> 0.5%
11		7	<div><div></div></div> 0.3%
8888	不知道	1	<div><div></div></div> 0.0%
9996	跳答	1702	<div><div></div></div> 83.8%
9999	遺漏值	2	<div><div></div></div> 0.1%
Warning: these figures indicate the number of cases found in the data file. They cannot be interpreted as summary statistics of the population of interest.			
# famevic150208: 一.35.2.這孩子曾經(包含現在)學習哪些才藝?8.音樂(例如：打擊樂、鋼琴、小提琴、直笛等)			
Information	[Type= discrete] [Format=numeric] [Range= 0-9999] [Missing=*]		
Statistics [NW/ W]	[Valid=2031 /-] [Invalid=0 /-]		
Value	Label	Cases	Percentage
0	沒有	522	<div><div></div></div> 25.7%
1	有	122	<div><div></div></div> 6.0%
9996	跳答	1385	<div><div></div></div> 68.2%
9999	遺漏值	2	<div><div></div></div> 0.1%
Warning: these figures indicate the number of cases found in the data file. They cannot be interpreted as summary statistics of the population of interest.			
# famevic150208a: 一.35.2.這孩子曾經(包含現在)學才藝學多久?8.音樂, 學了___年			
Information	[Type= discrete] [Format=numeric] [Range= 0-9999] [Missing=*]		
Statistics [NW/ W]	[Valid=2031 /-] [Invalid=0 /-]		

# famevic150208a: 一.35.2.這孩子曾經(包含現在)學才藝學多久?8.音樂, 學了___月			
Value	Label	Cases	Percentage
0		76	<div><div></div></div> 3.7%
1		33	<div><div></div></div> 1.6%
2		10	<div><div></div></div> 0.5%
3		3	<div><div></div></div> 0.1%
8888	不知道	0	
9996	跳答	1907	<div><div></div></div> 93.9%
9999	遺漏值	2	<div><div></div></div> 0.1%
Warning: these figures indicate the number of cases found in the data file. They cannot be interpreted as summary statistics of the population of interest.			
# famevic150208b: 一.35.2.這孩子曾經(包含現在)學才藝學多久?8.音樂, 學了___月			
Information	[Type= discrete] [Format=numeric] [Range= 0-9999] [Missing=*]		
Statistics [NW/ W]	[Valid=2031 /-] [Invalid=0 /-]		
Value	Label	Cases	Percentage
0		27	<div><div></div></div> 1.3%
0.5		1	<div><div></div></div> 0.0%
1		9	<div><div></div></div> 0.4%
2		6	<div><div></div></div> 0.3%
3		18	<div><div></div></div> 0.9%
4		4	<div><div></div></div> 0.2%
5		4	<div><div></div></div> 0.2%
6		32	<div><div></div></div> 1.6%
7		3	<div><div></div></div> 0.1%
8		6	<div><div></div></div> 0.3%
9		6	<div><div></div></div> 0.3%
10		3	<div><div></div></div> 0.1%
11		2	<div><div></div></div> 0.1%
8888	不知道	0	
9996	跳答	1907	<div><div></div></div> 93.9%
9999	遺漏值	3	<div><div></div></div> 0.1%
Warning: these figures indicate the number of cases found in the data file. They cannot be interpreted as summary statistics of the population of interest.			
# famevic150209: 一.35.2.這孩子曾經(包含現在)學習哪些才藝?9.藝術(例如：水彩、手工藝、陶藝等)			
Information	[Type= discrete] [Format=numeric] [Range= 0-9999] [Missing=*]		
Statistics [NW/ W]	[Valid=2031 /-] [Invalid=0 /-]		
Value	Label	Cases	Percentage
0	沒有	361	<div><div></div></div> 17.8%
1	有	286	<div><div></div></div> 14.1%
9996	跳答	1382	<div><div></div></div> 68.0%
9999	遺漏值	2	<div><div></div></div> 0.1%
Warning: these figures indicate the number of cases found in the data file. They cannot be interpreted as summary statistics of the population of interest.			
# famevic150209a: 一.35.2.這孩子曾經(包含現在)學才藝學多久?9.藝術學了___年			
Information	[Type= discrete] [Format=numeric] [Range= 0-9999] [Missing=*]		
Statistics [NW/ W]	[Valid=2031 /-] [Invalid=0 /-]		
Value	Label	Cases	Percentage
0		208	<div><div></div></div> 10.2%

# famevic150209a: 一.35.2.這孩子曾經(包含現在)學才藝學多久?9.藝術學了__年			
Value	Label	Cases	Percentage
1		62	3.1%
2		8	0.4%
3		7	0.3%
4		1	0.0%
8888	不知道	0	
9996	跳答	1743	85.8%
9999	遺漏值	2	0.1%
Warning: these figures indicate the number of cases found in the data file. They cannot be interpreted as summary statistics of the population of interest.			
# famevic150209b: 一.35.2.這孩子曾經(包含現在)學才藝學多久?9.藝術學了__月			
Information	[Type= discrete] [Format=numeric] [Range= 0-9999] [Missing=*]		
Statistics [NW/ W]	[Valid=2031 /-] [Invalid=0 /-]		
Value	Label	Cases	Percentage
0		54	2.7%
0.5		1	0.0%
1		27	1.3%
2		30	1.5%
3		31	1.5%
3.5		1	0.0%
4		16	0.8%
5		11	0.5%
6		93	4.6%
7		1	0.0%
8		9	0.4%
9		4	0.2%
10		4	0.2%
11		4	0.2%
8888	不知道	0	
9996	跳答	1743	85.8%
9999	遺漏值	2	0.1%
Warning: these figures indicate the number of cases found in the data file. They cannot be interpreted as summary statistics of the population of interest.			
# famevic150210: 一.35.2.這孩子曾經(包含現在)學習哪些才藝?10.其他才藝			
Information	[Type= discrete] [Format=numeric] [Range= 0-9999] [Missing=*]		
Statistics [NW/ W]	[Valid=2031 /-] [Invalid=0 /-]		
Value	Label	Cases	Percentage
0	沒有	563	27.7%
1	有	81	4.0%
9996	跳答	1385	68.2%
9999	遺漏值	2	0.1%
Warning: these figures indicate the number of cases found in the data file. They cannot be interpreted as summary statistics of the population of interest.			
# famevic150210c: 一.35.2.這孩子曾經(包含現在)學習哪些才藝?10.其他才藝(請說明)			
Information	[Type= discrete] [Format=character] [Missing=*]		
Statistics [NW/ W]	[Valid=81 /-] [Invalid=0 /-]		

# famevic150210c: 一.35.2.這孩子曾經(包含現在)學習哪些才藝?10.其他才藝(請說明)

Value	Label	Cases	Percentage
3C3Q		17	<div><div></div></div> 21.0%
3C積木		1	<div><div></div></div> 1.2%
8888		1	<div><div></div></div> 1.2%
LAsy積木		1	<div><div></div></div> 1.2%
創意積木		1	<div><div></div></div> 1.2%
多元智能		1	<div><div></div></div> 1.2%
學積木		1	<div><div></div></div> 1.2%
學組積木		1	<div><div></div></div> 1.2%
律動		2	<div><div></div></div> 2.5%
日語		1	<div><div></div></div> 1.2%
智能創意訓練		1	<div><div></div></div> 1.2%
智高積木		2	<div><div></div></div> 2.5%
桌遊		1	<div><div></div></div> 1.2%
樂高積木		9	<div><div></div></div> 11.1%
樹脂 土, 3C3Q, 畫 畫		1	<div><div></div></div> 1.2%
注音符號、認 字		1	<div><div></div></div> 1.2%
游泳		1	<div><div></div></div> 1.2%
潛能開發		1	<div><div></div></div> 1.2%
烘培課程		1	<div><div></div></div> 1.2%
畫畫		1	<div><div></div></div> 1.2%
直排輪		2	<div><div></div></div> 2.5%
看圖說話		1	<div><div></div></div> 1.2%
社區綜合才藝 課		1	<div><div></div></div> 1.2%
積木		22	<div><div></div></div> 27.2%
積木潛能開發 課		1	<div><div></div></div> 1.2%
積木組合		2	<div><div></div></div> 2.5%
積木課		1	<div><div></div></div> 1.2%
蒙特梭利		1	<div><div></div></div> 1.2%
跳舞		1	<div><div></div></div> 1.2%
電動積木		1	<div><div></div></div> 1.2%
體適能		1	<div><div></div></div> 1.2%
麵包土		1	<div><div></div></div> 1.2%

Warning: these figures indicate the number of cases found in the data file. They cannot be interpreted as summary statistics of the population of interest.

# famevic150210a: 一.35.2.這孩子曾經(包含現在)學才藝學多久?10.其他才藝, 學了二年

Information	[Type= discrete] [Format=numeric] [Range= 0-9999] [Missing=*]		
Statistics [NW/ W]	[Valid=2031 /-] [Invalid=0 /-]		
Value	Label	Cases	Percentage
0		55	<div><div></div></div> 2.7%
0.5		1	<div><div></div></div> 0.0%
1		21	<div><div></div></div> 1.0%
2		2	<div><div></div></div> 0.1%

# famevic150210a: 一.35.2.這孩子曾經(包含現在)學才藝學多久?10.其他才藝, 學了\_\_\_年

Value	Label	Cases	Percentage
3		1	0.0%
4		1	0.0%
8888	不知道	0	
9996	跳答	1948	95.9%
9999	遺漏值	2	0.1%

Warning: these figures indicate the number of cases found in the data file. They cannot be interpreted as summary statistics of the population of interest.

# famevic150210b: 一.35.2.這孩子曾經(包含現在)學才藝學多久?10.其他才藝, 學了\_\_\_月

Information	[Type= discrete] [Format=numeric] [Range= 0-9999] [Missing=*]
Statistics [NW/ W]	[Valid=2031 /-] [Invalid=0 /-]

Value	Label	Cases	Percentage
0		20	1.0%
0.5		1	0.0%
1		6	0.3%
2		6	0.3%
3		11	0.5%
4		6	0.3%
5		5	0.2%
6		21	1.0%
8		3	0.1%
10		1	0.0%
11		1	0.0%
8888	不知道	0	
9996	跳答	1948	95.9%
9999	遺漏值	2	0.1%

Warning: these figures indicate the number of cases found in the data file. They cannot be interpreted as summary statistics of the population of interest.

# famevic16: 一.36.孩子住家是否有室外空間(例如：院子或公用設施)能讓這孩子活動?

Information	[Type= discrete] [Format=numeric] [Range= 1-9999] [Missing=*]
Statistics [NW/ W]	[Valid=2031 /-] [Invalid=0 /-]

Value	Label	Cases	Percentage
1	沒有	628	30.9%
2	有[續答第36.1題]	1399	68.9%
3	拒答	0	
4	不知道	3	0.1%
9999	遺漏值	1	0.0%

Warning: these figures indicate the number of cases found in the data file. They cannot be interpreted as summary statistics of the population of interest.

# famevic1601: 一.36.1.孩子住家的室外空間有哪些場地或活動設施?1.可讓孩子抓握(攀爬或懸吊)的器材

Information	[Type= discrete] [Format=numeric] [Range= 0-9999] [Missing=*]
Statistics [NW/ W]	[Valid=2031 /-] [Invalid=0 /-]

Value	Label	Cases	Percentage
0	沒有	520	25.6%
1	有	879	43.3%
9996	跳答	631	31.1%
9999	遺漏值	1	0.0%



# famevic1601: 一.36.1.孩子住家的室外空間有哪些場地或活動設施?1.可讓孩子抓握(攀爬或懸吊)的器材			
Warning: these figures indicate the number of cases found in the data file. They cannot be interpreted as summary statistics of the population of interest.			
# famevic1602: 一.36.1.孩子住家的室外空間有哪些場地或活動設施?2.樓梯(至少有兩階)			
Information	[Type= discrete] [Format=numeric] [Range= 0-9999] [Missing=*]		
Statistics [NW/ W]	[Valid=2031 /-] [Invalid=0 /-]		
Value	Label	Cases	Percentage
0	沒有	253	<div><div></div></div> 12.5%
1	有	1146	<div><div></div></div> 56.4%
9996	跳答	631	<div><div></div></div> 31.1%
9999	遺漏值	1	0.0%
Warning: these figures indicate the number of cases found in the data file. They cannot be interpreted as summary statistics of the population of interest.			
# famevic1603: 一.36.1.孩子住家的室外空間有哪些場地或活動設施?3.可爬上爬下的器材或平台(至少20公分高)			
Information	[Type= discrete] [Format=numeric] [Range= 0-9999] [Missing=*]		
Statistics [NW/ W]	[Valid=2031 /-] [Invalid=0 /-]		
Value	Label	Cases	Percentage
0	沒有	324	<div><div></div></div> 16.0%
1	有	1075	<div><div></div></div> 52.9%
9996	跳答	631	<div><div></div></div> 31.1%
9999	遺漏值	1	0.0%
Warning: these figures indicate the number of cases found in the data file. They cannot be interpreted as summary statistics of the population of interest.			
# famevic1604: 一.36.1.孩子住家的室外空間有哪些場地或活動設施?4.不同角度的斜坡或斜面			
Information	[Type= discrete] [Format=numeric] [Range= 0-9999] [Missing=*]		
Statistics [NW/ W]	[Valid=2031 /-] [Invalid=0 /-]		
Value	Label	Cases	Percentage
0	沒有	338	<div><div></div></div> 16.6%
1	有	1061	<div><div></div></div> 52.2%
9996	跳答	631	<div><div></div></div> 31.1%
9999	遺漏值	1	0.0%
Warning: these figures indicate the number of cases found in the data file. They cannot be interpreted as summary statistics of the population of interest.			
# famevic1605: 一.36.1.孩子住家的室外空間有哪些場地或活動設施?5.其他			
Information	[Type= discrete] [Format=numeric] [Range= 0-9999] [Missing=*]		
Statistics [NW/ W]	[Valid=2031 /-] [Invalid=0 /-]		
Value	Label	Cases	Percentage
0	沒有	1205	<div><div></div></div> 59.3%
1	有	193	<div><div></div></div> 9.5%
9996	跳答	631	<div><div></div></div> 31.1%
9999	遺漏值	2	0.1%
Warning: these figures indicate the number of cases found in the data file. They cannot be interpreted as summary statistics of the population of interest.			
# famevic1605a: 一.36.1.孩子住家的室外空間有哪些場地或活動設施?5.其他(請說明)			
Information	[Type= discrete] [Format=character] [Missing=*]		
Statistics [NW/ W]	[Valid=194 /-] [Invalid=0 /-]		
Value	Label	Cases	Percentage
健身器材		1	<div><div></div></div> 0.5%
公園		2	<div><div></div></div> 1.0%

# famevic1605a: 一.36.1.孩子住家的室外空間有哪些場地或活動設施? <b>5.</b> 其他(請說明)			
Value	Label	Cases	Percentage
學校		2	1.0%
律動教室		1	0.5%
扭扭樂盪鞦韆 搖搖馬蹺蹺板		1	0.5%
搖搖馬		1	0.5%
榴滑梯		1	0.5%
游泳池		5	2.6%
溜滑梯		6	3.1%
溜滑梯 小木馬		1	0.5%
溜滑梯 盪鞦韆		2	1.0%
溜滑梯盪鞦韆 溜直排輪場羽 球場		1	0.5%
盪鞦韆		5	2.6%
盪鞦韆 小木馬 溜滑梯		3	1.5%
盪鞦韆.蹺蹺板		2	1.0%
盪鞦韆扭轉器 材		1	0.5%
盪鞦韆溜滑梯		1	0.5%
空地		155	79.9%
翹翹板		1	0.5%
運動器材		1	0.5%
門口的學校		1	0.5%
Warning: these figures indicate the number of cases found in the data file. They cannot be interpreted as summary statistics of the population of interest.			
# famevic17: 一.37.孩子住家是否有室內空間能讓這孩子活動?			
Information	[Type= discrete] [Format=numeric] [Range= 1-9999] [Missing=*]		
Statistics [NW/ W]	[Valid=2031 /-] [Invalid=0 /-]		
Value	Label	Cases	Percentage
1	沒有	30	1.5%
2	有[續答第37.1題]	1999	98.4%
3	拒答	0	
4	不知道	1	0.0%
9999	遺漏值	1	0.0%
Warning: these figures indicate the number of cases found in the data file. They cannot be interpreted as summary statistics of the population of interest.			
# famevic1701: 一.37.1.孩子住家的室內空間有哪些場地或活動設施? <b>1.</b> 可讓孩子抓握(攀爬或懸吊)的器材			
Information	[Type= discrete] [Format=numeric] [Range= 0-9999] [Missing=*]		
Statistics [NW/ W]	[Valid=2031 /-] [Invalid=0 /-]		
Value	Label	Cases	Percentage
0	沒有	1697	83.6%
1	有	302	14.9%
9996	跳答	31	1.5%
9999	遺漏值	1	0.0%
Warning: these figures indicate the number of cases found in the data file. They cannot be interpreted as summary statistics of the population of interest.			

# famevic1702: 一.37.1.孩子住家的室內空間有哪些場地或活動設施?2.樓梯(至少有兩階)			
Information	[Type= discrete] [Format=numeric] [Range= 0-9999] [Missing=*]		
Statistics [NW/ W]	[Valid=2031 /-] [Invalid=0 /-]		
Value	Label	Cases	Percentage
0	沒有	795	<div><div></div></div> 39.1%
1	有	1204	<div><div></div></div> 59.3%
9996	跳答	31	<div><div></div></div> 1.5%
9999	遺漏值	1	<div><div></div></div> 0.0%
Warning: these figures indicate the number of cases found in the data file. They cannot be interpreted as summary statistics of the population of interest.			
# famevic1703: 一.37.1.孩子住家的室內空間有哪些場地或活動設施?3.可爬上爬下的器材或傢俱(沙發、椅子等)			
Information	[Type= discrete] [Format=numeric] [Range= 0-9999] [Missing=*]		
Statistics [NW/ W]	[Valid=2031 /-] [Invalid=0 /-]		
Value	Label	Cases	Percentage
0	沒有	90	<div><div></div></div> 4.4%
1	有	1909	<div><div></div></div> 94.0%
9996	跳答	31	<div><div></div></div> 1.5%
9999	遺漏值	1	<div><div></div></div> 0.0%
Warning: these figures indicate the number of cases found in the data file. They cannot be interpreted as summary statistics of the population of interest.			
# famevic1704: 一.37.1.孩子住家的室內空間有哪些場地或活動設施?4.專門的遊戲室(只提供孩子玩耍的房間, 臥室不算)			
Information	[Type= discrete] [Format=numeric] [Range= 0-9999] [Missing=*]		
Statistics [NW/ W]	[Valid=2031 /-] [Invalid=0 /-]		
Value	Label	Cases	Percentage
0	沒有	1346	<div><div></div></div> 66.3%
1	有	653	<div><div></div></div> 32.2%
9996	跳答	31	<div><div></div></div> 1.5%
9999	遺漏值	1	<div><div></div></div> 0.0%
Warning: these figures indicate the number of cases found in the data file. They cannot be interpreted as summary statistics of the population of interest.			
# famevic1705: 一.37.1.孩子住家的室內空間有哪些場地或活動設施?5.專門放玩具的地方且孩子隨時可拿來玩(箱子、抽屜等)			
Information	[Type= discrete] [Format=numeric] [Range= 0-9999] [Missing=*]		
Statistics [NW/ W]	[Valid=2031 /-] [Invalid=0 /-]		
Value	Label	Cases	Percentage
0	沒有	140	<div><div></div></div> 6.9%
1	有	1859	<div><div></div></div> 91.5%
9996	跳答	31	<div><div></div></div> 1.5%
9999	遺漏值	1	<div><div></div></div> 0.0%
Warning: these figures indicate the number of cases found in the data file. They cannot be interpreted as summary statistics of the population of interest.			
# famevic1706: 一.37.1.孩子住家的室內空間有哪些場地或活動設施?6.其他			
Information	[Type= discrete] [Format=numeric] [Range= 0-9999] [Missing=*]		
Statistics [NW/ W]	[Valid=2031 /-] [Invalid=0 /-]		
Value	Label	Cases	Percentage
0	沒有	1990	<div><div></div></div> 98.0%
1	有	9	<div><div></div></div> 0.4%

# famevic1706: 一.37.1.孩子住家的室內空間有哪些場地或活動設施?6.其他			
Value	Label	Cases	Percentage
9996	跳答	31	1.5%
9999	遺漏值	1	0.0%
Warning: these figures indicate the number of cases found in the data file. They cannot be interpreted as summary statistics of the population of interest.			
# famevic1706a: 一.37.1.孩子住家的室內空間有哪些場地或活動設施?6.其他(請說明)			
Information	[Type= discrete] [Format=character] [Missing=*]		
Statistics [NW/ W]	[Valid=9 /-] [Invalid=0 /-]		
Value	Label	Cases	Percentage
庭院		2	22.2%
彈跳床		1	11.1%
溜滑梯		2	22.2%
盪鞦韆		2	22.2%
跳跳床		1	11.1%
遊戲水池		1	11.1%
Warning: these figures indicate the number of cases found in the data file. They cannot be interpreted as summary statistics of the population of interest.			
# famedu01: 二.1.我現在嚴厲的管教，孩子將來會感激			
Information	[Type= discrete] [Format=numeric] [Range= 1-9999] [Missing=*]		
Statistics [NW/ W]	[Valid=2031 /-] [Invalid=0 /-]		
Value	Label	Cases	Percentage
1	很不同意	132	6.5%
2	不同意	925	45.5%
3	同意	884	43.5%
4	很同意	87	4.3%
5	拒答	1	0.0%
9999	遺漏值	2	0.1%
Warning: these figures indicate the number of cases found in the data file. They cannot be interpreted as summary statistics of the population of interest.			
# famedu02: 二.2.我責罵或批評孩子，會讓孩子進步			
Information	[Type= discrete] [Format=numeric] [Range= 1-9999] [Missing=*]		
Statistics [NW/ W]	[Valid=2031 /-] [Invalid=0 /-]		
Value	Label	Cases	Percentage
1	很不同意	131	6.5%
2	不同意	975	48.0%
3	同意	855	42.1%
4	很同意	67	3.3%
5	拒答	1	0.0%
9999	遺漏值	2	0.1%
Warning: these figures indicate the number of cases found in the data file. They cannot be interpreted as summary statistics of the population of interest.			
# famedu03: 二.3.孩子不聽話時，應該被我處罰			
Information	[Type= discrete] [Format=numeric] [Range= 1-9999] [Missing=*]		
Statistics [NW/ W]	[Valid=2031 /-] [Invalid=0 /-]		
Value	Label	Cases	Percentage
1	很不同意	40	2.0%
2	不同意	335	16.5%

# <b>famedu03:</b> 二.3.孩子不聽話時，應該被我處罰			
Value	Label	Cases	Percentage
3	同意	1452	<div><div></div></div> 71.5%
4	很同意	202	<div><div></div></div> 9.9%
5	拒答	0	
9999	遺漏值	2	0.1%
Warning: these figures indicate the number of cases found in the data file. They cannot be interpreted as summary statistics of the population of interest.			
# <b>famedu04:</b> 二.4.孩子遇到我時，應該要主動跟我打招呼			
Information	[Type= discrete] [Format=numeric] [Range= 1-9999] [Missing=*]		
Statistics [NW/ W]	[Valid=2031 /-] [Invalid=0 /-]		
Value	Label	Cases	Percentage
1	很不同意	21	<div><div></div></div> 1.0%
2	不同意	301	<div><div></div></div> 14.8%
3	同意	1266	<div><div></div></div> 62.3%
4	很同意	441	<div><div></div></div> 21.7%
5	拒答	0	
9999	遺漏值	2	0.1%
Warning: these figures indicate the number of cases found in the data file. They cannot be interpreted as summary statistics of the population of interest.			
# <b>famedu05:</b> 二.5.我與孩子說話時，孩子應該專心的看著我			
Information	[Type= discrete] [Format=numeric] [Range= 1-9999] [Missing=*]		
Statistics [NW/ W]	[Valid=2031 /-] [Invalid=0 /-]		
Value	Label	Cases	Percentage
1	很不同意	5	<div><div></div></div> 0.2%
2	不同意	90	<div><div></div></div> 4.4%
3	同意	1304	<div><div></div></div> 64.2%
4	很同意	630	<div><div></div></div> 31.0%
5	拒答	0	
9999	遺漏值	2	0.1%
Warning: these figures indicate the number of cases found in the data file. They cannot be interpreted as summary statistics of the population of interest.			
# <b>famedu06:</b> 二.6.我應該要求孩子好還要更好，使他進步			
Information	[Type= discrete] [Format=numeric] [Range= 1-9999] [Missing=*]		
Statistics [NW/ W]	[Valid=2031 /-] [Invalid=0 /-]		
Value	Label	Cases	Percentage
1	很不同意	43	<div><div></div></div> 2.1%
2	不同意	711	<div><div></div></div> 35.0%
3	同意	1139	<div><div></div></div> 56.1%
4	很同意	135	<div><div></div></div> 6.6%
5	拒答	1	0.0%
9999	遺漏值	2	0.1%
Warning: these figures indicate the number of cases found in the data file. They cannot be interpreted as summary statistics of the population of interest.			
# <b>famedu07:</b> 二.7.只有孩子表現良好學習成果，我才有成就感			
Information	[Type= discrete] [Format=numeric] [Range= 1-9999] [Missing=*]		
Statistics [NW/ W]	[Valid=2031 /-] [Invalid=0 /-]		

# famedu07: 二.7.只有孩子表現良好學習成果，我才有成就感				
Value	Label	Cases	Percentage	
1	很不同意	191	<div><div></div></div> 9.4%	
2	不同意	1133	<div><div></div></div> 55.8%	
3	同意	638	<div><div></div></div> 31.4%	
4	很同意	67	<div><div></div></div> 3.3%	
5	拒答	0		
9999	遺漏值	2	0.1%	
Warning: these figures indicate the number of cases found in the data file. They cannot be interpreted as summary statistics of the population of interest.				
# famedu08: 二.8.我該告訴孩子，他行為不恰當時應該感到丟臉				
Information	[Type= discrete] [Format=numeric] [Range= 1-9999] [Missing=*]			
Statistics [NW/ W]	[Valid=2031 /-] [Invalid=0 /-]			
Value	Label	Cases	Percentage	
1	很不同意	143	<div><div></div></div> 7.0%	
2	不同意	701	<div><div></div></div> 34.5%	
3	同意	1005	<div><div></div></div> 49.5%	
4	很同意	179	<div><div></div></div> 8.8%	
5	拒答	1	0.0%	
9999	遺漏值	2	0.1%	
Warning: these figures indicate the number of cases found in the data file. They cannot be interpreted as summary statistics of the population of interest.				
# famedu09: 二.9.我應該為孩子在外面沒規矩而感到丟臉				
Information	[Type= discrete] [Format=numeric] [Range= 1-9999] [Missing=*]			
Statistics [NW/ W]	[Valid=2031 /-] [Invalid=0 /-]			
Value	Label	Cases	Percentage	
1	很不同意	135	<div><div></div></div> 6.6%	
2	不同意	724	<div><div></div></div> 35.6%	
3	同意	997	<div><div></div></div> 49.1%	
4	很同意	173	<div><div></div></div> 8.5%	
5	拒答	0		
9999	遺漏值	2	0.1%	
Warning: these figures indicate the number of cases found in the data file. They cannot be interpreted as summary statistics of the population of interest.				
# famedu10: 二.10.我在戒孩子吸奶嘴時，應該採取強硬的立場(或做法)				
Information	[Type= discrete] [Format=numeric] [Range= 1-9999] [Missing=*]			
Statistics [NW/ W]	[Valid=2031 /-] [Invalid=0 /-]			
Value	Label	Cases	Percentage	
1	很不同意	409	<div><div></div></div> 20.1%	
2	不同意	1042	<div><div></div></div> 51.3%	
3	同意	434	<div><div></div></div> 21.4%	
4	很同意	122	<div><div></div></div> 6.0%	
5	拒答	22	1.1%	
9999	遺漏值	2	0.1%	
Warning: these figures indicate the number of cases found in the data file. They cannot be interpreted as summary statistics of the population of interest.				
# famedu11: 二.11.我應該對孩子進行嚴格的大小便訓練				
Information	[Type= discrete] [Format=numeric] [Range= 1-9999] [Missing=*]			

# <b>famedu11:</b> 二.11.我應該對孩子進行嚴格的大小便訓練			
Statistics [NW/ W]		[Valid=2031 /-] [Invalid=0 /-]	
Value	Label	Cases	Percentage
1	很不同意	413	<div><div></div></div> 20.3%
2	不同意	1105	<div><div></div></div> 54.4%
3	同意	409	<div><div></div></div> 20.1%
4	很同意	100	<div><div></div></div> 4.9%
5	拒答	1	0.0%
9999	遺漏值	3	0.1%
Warning: these figures indicate the number of cases found in the data file. They cannot be interpreted as summary statistics of the population of interest.			
# <b>famedu12:</b> 二.12.我應該讓孩子做任何他想做的事			
Information		[Type= discrete] [Format=numeric] [Range= 1-9999] [Missing=*]	
Statistics [NW/ W]		[Valid=2031 /-] [Invalid=0 /-]	
Value	Label	Cases	Percentage
1	很不同意	25	<div><div></div></div> 1.2%
2	不同意	552	<div><div></div></div> 27.2%
3	同意	1097	<div><div></div></div> 54.0%
4	很同意	353	<div><div></div></div> 17.4%
5	拒答	1	0.0%
9999	遺漏值	3	0.1%
Warning: these figures indicate the number of cases found in the data file. They cannot be interpreted as summary statistics of the population of interest.			
# <b>famedu13:</b> 二.13.我覺得我有能力教好孩子			
Information		[Type= discrete] [Format=numeric] [Range= 1-9999] [Missing=*]	
Statistics [NW/ W]		[Valid=2031 /-] [Invalid=0 /-]	
Value	Label	Cases	Percentage
1	很不同意	6	<div><div></div></div> 0.3%
2	不同意	218	<div><div></div></div> 10.7%
3	同意	1506	<div><div></div></div> 74.2%
4	很同意	296	<div><div></div></div> 14.6%
5	拒答	3	0.1%
9999	遺漏值	2	0.1%
Warning: these figures indicate the number of cases found in the data file. They cannot be interpreted as summary statistics of the population of interest.			
# <b>famedu1401:</b> 二.14.您認為這個年紀的孩子，最重要的學習是什麼?最重要			
Information		[Type= discrete] [Format=numeric] [Range= 1-9999] [Missing=*]	
Statistics [NW/ W]		[Valid=2031 /-] [Invalid=0 /-]	
Value	Label	Cases	Percentage
1	身體健康	1126	<div><div></div></div> 55.4%
2	自我照顧(自理)	220	<div><div></div></div> 10.8%
3	溝通能力	64	<div><div></div></div> 3.2%
4	生活習慣和常規	238	<div><div></div></div> 11.7%
5	心理健康(例如：同情心、同理心、自信、快樂、正向等)	136	<div><div></div></div> 6.7%
6	情緒處理	101	<div><div></div></div> 5.0%
7	人際關係(例如：合作、成為群體的一份子等)	28	<div><div></div></div> 1.4%
8	課業表現(例如：寫字、認字、基本數概念，顏色、形狀、序列等)	5	<div><div></div></div> 0.2%

# **famedu1401:** 二.14. 您認為這個年紀的孩子，最重要的學習是什麼?最重要

Value	Label	Cases	Percentage
9	學習態度和習慣	39	1.9%
10	品行	65	3.2%
11	閱讀	2	0.1%
12	身體動作技巧	5	0.2%
13	其他	0	
14	拒答	0	
9999	遺漏值	2	0.1%

Warning: these figures indicate the number of cases found in the data file. They cannot be interpreted as summary statistics of the population of interest.

# **famedu1402:** 二.14. 您認為這個年紀的孩子，最重要的學習是什麼?次之

Information	[Type= discrete] [Format=numeric] [Range= 1-9999] [Missing=*]
Statistics [NW/ W]	[Valid=2031 /-] [Invalid=0 /-]

Value	Label	Cases	Percentage
1	身體健康	109	5.4%
2	自我照顧(自理)	343	16.9%
3	溝通能力	150	7.4%
4	生活習慣和常規	417	20.5%
5	心理健康(例如：同情心、同理心、自信、快樂、正向等)	404	19.9%
6	情緒處理	265	13.0%
7	人際關係(例如：合作、成為群體的一份子等)	73	3.6%
8	課業表現(例如：寫字、認字、基本數概念，顏色、形狀、序列等)	11	0.5%
9	學習態度和習慣	96	4.7%
10	品行	137	6.7%
11	閱讀	7	0.3%
12	身體動作技巧	17	0.8%
13	其他	0	
14	拒答	0	
9999	遺漏值	2	0.1%

Warning: these figures indicate the number of cases found in the data file. They cannot be interpreted as summary statistics of the population of interest.



# famedu1403: 二.14. 您認為這個年紀的孩子，最重要的學習是什麼?再次之			
Information	[Type= discrete] [Format=numeric] [Range= 1-9999] [Missing=*]		
Statistics [NW/ W]	[Valid=2031 /-] [Invalid=0 /-]		
Value	Label	Cases	Percentage
1	身體健康	67	<div><div></div></div> 3.3%
2	自我照顧(自理)	189	<div><div></div></div> 9.3%
3	溝通能力	165	<div><div></div></div> 8.1%
4	生活習慣和常規	361	<div><div></div></div> 17.8%
5	心理健康(例如：同情心、同理心、自信、快樂、正向等)	245	<div><div></div></div> 12.1%
6	情緒處理	344	<div><div></div></div> 16.9%
7	人際關係(例如：合作、成為群體的一份子等)	199	<div><div></div></div> 9.8%
8	課業表現(例如：寫字、認字、基本數概念，顏色、形狀、序列等)	17	<div><div></div></div> 0.8%
9	學習態度和習慣	205	<div><div></div></div> 10.1%
10	品行	171	<div><div></div></div> 8.4%
11	閱讀	20	<div><div></div></div> 1.0%
12	身體動作技巧	33	<div><div></div></div> 1.6%
13	其他	2	<div><div></div></div> 0.1%
14	拒答	9	<div><div></div></div> 0.4%
9999	遺漏值	4	<div><div></div></div> 0.2%
Warning: these figures indicate the number of cases found in the data file. They cannot be interpreted as summary statistics of the population of interest.			
# famedu1401a: 二.14. 您認為這個年紀的孩子，最重要的學習是什麼?最重要：其他(請說明)			
Information	[Type= discrete] [Format=character] [Missing=*]		
Statistics [NW/ W]	[Valid=0 /-] [Invalid=0 /-]		
# famedu1402a: 二.14. 您認為這個年紀的孩子，最重要的學習是什麼?次之：其他(請說明)			
Information	[Type= discrete] [Format=character] [Missing=*]		
Statistics [NW/ W]	[Valid=0 /-] [Invalid=0 /-]		
# famedu1403a: 二.14. 您認為這個年紀的孩子，最重要的學習是什麼?再次之：其他(請說明)			
Information	[Type= discrete] [Format=character] [Missing=*]		
Statistics [NW/ W]	[Valid=1 /-] [Invalid=0 /-]		
Value	Label	Cases	Percentage
運動		1	<div><div></div></div> 100.0%
Warning: these figures indicate the number of cases found in the data file. They cannot be interpreted as summary statistics of the population of interest.			
# fammar01: 三.1. 家中的收入可以支付生活開銷			
Information	[Type= discrete] [Format=numeric] [Range= 1-9999] [Missing=*]		
Statistics [NW/ W]	[Valid=2031 /-] [Invalid=0 /-]		
Value	Label	Cases	Percentage
1	很不符合	37	<div><div></div></div> 1.8%
2	不符合	226	<div><div></div></div> 11.1%
3	符合	1396	<div><div></div></div> 68.7%
4	很符合	368	<div><div></div></div> 18.1%
5	拒答	0	
9999	遺漏值	4	<div><div></div></div> 0.2%
Warning: these figures indicate the number of cases found in the data file. They cannot be interpreted as summary statistics of the population of interest.			

# fammar02: 三.2.我對我的婚姻感到滿意[沒有配偶者，請選「不適答」]			
Information	[Type= discrete] [Format=numeric] [Range= 1-9999] [Missing=*]		
Statistics [NW/ W]	[Valid=2031 /-] [Invalid=0 /-]		
Value	Label	Cases	Percentage
1	很不符合	8	0.4%
2	不符合	71	3.5%
3	符合	1084	53.4%
4	很符合	705	34.7%
5	不適答(無配偶)	156	7.7%
6	拒答	3	0.1%
9999	遺漏值	4	0.2%
Warning: these figures indicate the number of cases found in the data file. They cannot be interpreted as summary statistics of the population of interest.			
# fammar03: 三.3.配偶和我在教養子女上是很好的合作夥伴[沒有配偶者，請選「不適答」]			
Information	[Type= discrete] [Format=numeric] [Range= 1-9999] [Missing=*]		
Statistics [NW/ W]	[Valid=2031 /-] [Invalid=0 /-]		
Value	Label	Cases	Percentage
1	很不符合	27	1.3%
2	不符合	245	12.1%
3	符合	1111	54.7%
4	很符合	492	24.2%
5	不適答(無配偶)	152	7.5%
6	拒答	0	
9999	遺漏值	4	0.2%
Warning: these figures indicate the number of cases found in the data file. They cannot be interpreted as summary statistics of the population of interest.			
# fammar04: 三.4.我會偏愛這個孩子[只有1個小孩者，請選「不適答」]			
Information	[Type= discrete] [Format=numeric] [Range= 1-9999] [Missing=*]		
Statistics [NW/ W]	[Valid=2031 /-] [Invalid=0 /-]		
Value	Label	Cases	Percentage
1	很不符合	269	13.2%
2	不符合	906	44.6%
3	符合	319	15.7%
4	很符合	42	2.1%
5	不適答(只有1個小孩)	489	24.1%
6	拒答	2	0.1%
9999	遺漏值	4	0.2%
Warning: these figures indicate the number of cases found in the data file. They cannot be interpreted as summary statistics of the population of interest.			
# fammar05: 三.5.我帶的孩子們會相互照顧與分享(例如：分享玩具、一起遊戲)[只有1個小孩者，請選「不適答」]			
Information	[Type= discrete] [Format=numeric] [Range= 1-9999] [Missing=*]		
Statistics [NW/ W]	[Valid=2031 /-] [Invalid=0 /-]		
Value	Label	Cases	Percentage
1	很不符合	13	0.6%
2	不符合	129	6.4%
3	符合	1036	51.0%
4	很符合	355	17.5%

# <b>fammar05:</b> 三.5.我帶的孩子們會相互照顧與分享(例如：分享玩具、一起遊戲)[只有 <b>1</b> 個小孩者，請選「不適答」]			
Value	Label	Cases	Percentage
5	不適答(只有1個小孩)	493	<div><div></div></div> 24.3%
6	拒答	2	<div><div></div></div> 0.1%
9999	遺漏值	3	<div><div></div></div> 0.1%
Warning: these figures indicate the number of cases found in the data file. They cannot be interpreted as summary statistics of the population of interest.			
# <b>fammar06:</b> 三.6.我帶的孩子們常常有衝突(例如：搶玩具、告狀)[只有 <b>1</b> 個小孩者，請選「不適答」]			
Information	[Type= discrete] [Format=numeric] [Range= 1-9999] [Missing=*]		
Statistics [NW/ W]	[Valid=2031 /-] [Invalid=0 /-]		
Value	Label	Cases	Percentage
1	很不符合	46	<div><div></div></div> 2.3%
2	不符合	268	<div><div></div></div> 13.2%
3	符合	965	<div><div></div></div> 47.5%
4	很符合	252	<div><div></div></div> 12.4%
5	不適答(只有1個小孩)	493	<div><div></div></div> 24.3%
6	拒答	4	<div><div></div></div> 0.2%
9999	遺漏值	3	<div><div></div></div> 0.1%
Warning: these figures indicate the number of cases found in the data file. They cannot be interpreted as summary statistics of the population of interest.			
# <b>fammar07:</b> 三.7.請問您是否為幼兒的父母親?			
Information	[Type= discrete] [Format=numeric] [Range= 1-9999] [Missing=*]		
Statistics [NW/ W]	[Valid=2031 /-] [Invalid=0 /-]		
Value	Label	Cases	Percentage
1	不是[跳答第六題]	41	<div><div></div></div> 2.0%
2	是[填答第四題及第五題後，跳答[第四部份]托育狀況調查]	1986	<div><div></div></div> 97.8%
9999	遺漏值	4	<div><div></div></div> 0.2%
Warning: these figures indicate the number of cases found in the data file. They cannot be interpreted as summary statistics of the population of interest.			
# <b>fatherinvo01:</b> 四.孩子父親的親職參與： <b>1.</b> 照顧這孩子的衣食等生活基本需求			
Information	[Type= discrete] [Format=numeric] [Range= 1-9999] [Missing=*]		
Statistics [NW/ W]	[Valid=2031 /-] [Invalid=0 /-]		
Value	Label	Cases	Percentage
1	很少	213	<div><div></div></div> 10.5%
2	有時	344	<div><div></div></div> 16.9%
3	經常	511	<div><div></div></div> 25.2%
4	很經常	839	<div><div></div></div> 41.3%
5	不適答(孩子沒有父親)	75	<div><div></div></div> 3.7%
6	拒答	2	<div><div></div></div> 0.1%
9996	跳答	41	<div><div></div></div> 2.0%
9999	遺漏值	6	<div><div></div></div> 0.3%
Warning: these figures indicate the number of cases found in the data file. They cannot be interpreted as summary statistics of the population of interest.			
# <b>fatherinvo02:</b> 四.孩子父親的親職參與： <b>2.</b> 教這孩子生活常規			
Information	[Type= discrete] [Format=numeric] [Range= 1-9999] [Missing=*]		
Statistics [NW/ W]	[Valid=2031 /-] [Invalid=0 /-]		

# fatherinvo02: 四. 孩子父親的親職參與：2. 教這孩子生活常規

Value	Label	Cases	Percentage
1	很少	150	<div><div></div></div> 7.4%
2	有時	434	<div><div></div></div> 21.4%
3	經常	610	<div><div></div></div> 30.0%
4	很經常	714	<div><div></div></div> 35.2%
5	不適答(孩子沒有父親)	74	<div><div></div></div> 3.6%
6	拒答	2	<div><div></div></div> 0.1%
9996	跳答	41	<div><div></div></div> 2.0%
9999	遺漏值	6	<div><div></div></div> 0.3%

Warning: these figures indicate the number of cases found in the data file. They cannot be interpreted as summary statistics of the population of interest.

# fatherinvo03: 四. 孩子父親的親職參與：3. 幫助這孩子的學習活動

Information	[Type= discrete] [Format=numeric] [Range= 1-9999] [Missing=*]
Statistics [NW/ W]	[Valid=2031 /-] [Invalid=0 /-]

Value	Label	Cases	Percentage
1	很少	198	<div><div></div></div> 9.7%
2	有時	514	<div><div></div></div> 25.3%
3	經常	554	<div><div></div></div> 27.3%
4	很經常	642	<div><div></div></div> 31.6%
5	不適答(孩子沒有父親)	74	<div><div></div></div> 3.6%
6	拒答	2	<div><div></div></div> 0.1%
9996	跳答	41	<div><div></div></div> 2.0%
9999	遺漏值	6	<div><div></div></div> 0.3%

Warning: these figures indicate the number of cases found in the data file. They cannot be interpreted as summary statistics of the population of interest.

# fatherinvo04: 四. 孩子父親的親職參與：4. 關愛與回應這孩子

Information	[Type= discrete] [Format=numeric] [Range= 1-9999] [Missing=*]
Statistics [NW/ W]	[Valid=2031 /-] [Invalid=0 /-]

Value	Label	Cases	Percentage
1	很少	78	<div><div></div></div> 3.8%
2	有時	258	<div><div></div></div> 12.7%
3	經常	655	<div><div></div></div> 32.3%
4	很經常	918	<div><div></div></div> 45.2%
5	不適答(孩子沒有父親)	73	<div><div></div></div> 3.6%
6	拒答	2	<div><div></div></div> 0.1%
9996	跳答	41	<div><div></div></div> 2.0%
9999	遺漏值	6	<div><div></div></div> 0.3%

Warning: these figures indicate the number of cases found in the data file. They cannot be interpreted as summary statistics of the population of interest.

# fatherinvo05: 四. 孩子父親的親職參與：5. 陪這孩子玩

Information	[Type= discrete] [Format=numeric] [Range= 1-9999] [Missing=*]
Statistics [NW/ W]	[Valid=2031 /-] [Invalid=0 /-]

Value	Label	Cases	Percentage
1	很少	128	<div><div></div></div> 6.3%
2	有時	358	<div><div></div></div> 17.6%
3	經常	599	<div><div></div></div> 29.5%
4	很經常	824	<div><div></div></div> 40.6%

# <b>fatherinvo05:</b> 四. 孩子父親的親職參與：5. 陪這孩子玩			
Value	Label	Cases	Percentage
5	不適答(孩子沒有父親)	73	<div><div></div></div> 3.6%
6	拒答	2	<div><div></div></div> 0.1%
9996	跳答	41	<div><div></div></div> 2.0%
9999	遺漏值	6	<div><div></div></div> 0.3%
Warning: these figures indicate the number of cases found in the data file. They cannot be interpreted as summary statistics of the population of interest.			
# <b>motherinvo01:</b> 五. 孩子母親的親職參與：1. 照顧這孩子的衣食等生活基本需求			
Information	[Type= discrete] [Format=numeric] [Range= 1-9999] [Missing=*]		
Statistics [NW/ W]	[Valid=2031 /-] [Invalid=0 /-]		
Value	Label	Cases	Percentage
1	很少	10	<div><div></div></div> 0.5%
2	有時	42	<div><div></div></div> 2.1%
3	經常	246	<div><div></div></div> 12.1%
4	很經常	1664	<div><div></div></div> 81.9%
5	不適答(孩子沒有母親)	23	<div><div></div></div> 1.1%
6	拒答	0	
9996	跳答	41	<div><div></div></div> 2.0%
9999	遺漏值	5	<div><div></div></div> 0.2%
Warning: these figures indicate the number of cases found in the data file. They cannot be interpreted as summary statistics of the population of interest.			
# <b>motherinvo02:</b> 五. 孩子母親的親職參與：2. 教這孩子生活常規			
Information	[Type= discrete] [Format=numeric] [Range= 1-9999] [Missing=*]		
Statistics [NW/ W]	[Valid=2031 /-] [Invalid=0 /-]		
Value	Label	Cases	Percentage
1	很少	9	<div><div></div></div> 0.4%
2	有時	47	<div><div></div></div> 2.3%
3	經常	311	<div><div></div></div> 15.3%
4	很經常	1595	<div><div></div></div> 78.5%
5	不適答(孩子沒有母親)	23	<div><div></div></div> 1.1%
6	拒答	0	
9996	跳答	41	<div><div></div></div> 2.0%
9999	遺漏值	5	<div><div></div></div> 0.2%
Warning: these figures indicate the number of cases found in the data file. They cannot be interpreted as summary statistics of the population of interest.			
# <b>motherinvo03:</b> 五. 孩子母親的親職參與：3. 幫助這孩子的學習活動			
Information	[Type= discrete] [Format=numeric] [Range= 1-9999] [Missing=*]		
Statistics [NW/ W]	[Valid=2031 /-] [Invalid=0 /-]		
Value	Label	Cases	Percentage
1	很少	11	<div><div></div></div> 0.5%
2	有時	64	<div><div></div></div> 3.2%
3	經常	346	<div><div></div></div> 17.0%
4	很經常	1541	<div><div></div></div> 75.9%
5	不適答(孩子沒有母親)	23	<div><div></div></div> 1.1%
6	拒答	0	
9996	跳答	41	<div><div></div></div> 2.0%
9999	遺漏值	5	<div><div></div></div> 0.2%

# motherinfo3: 五. 孩子母親的親職參與：3.幫助這孩子的學習活動			
Warning: these figures indicate the number of cases found in the data file. They cannot be interpreted as summary statistics of the population of interest.			
# motherinfo4: 五. 孩子母親的親職參與：4.關愛與回應這孩子			
Information	[Type= discrete] [Format=numeric] [Range= 1-9999] [Missing=*]		
Statistics [NW/ W]	[Valid=2031 /-] [Invalid=0 /-]		
Value	Label	Cases	Percentage
1	很少	6	0.3%
2	有時	41	2.0%
3	經常	302	14.9%
4	很經常	1613	79.4%
5	不適答(孩子沒有母親)	23	1.1%
6	拒答	0	
9996	跳答	41	2.0%
9999	遺漏值	5	0.2%
Warning: these figures indicate the number of cases found in the data file. They cannot be interpreted as summary statistics of the population of interest.			
# motherinfo5: 五. 孩子母親的親職參與：5.陪這孩子玩			
Information	[Type= discrete] [Format=numeric] [Range= 1-9999] [Missing=*]		
Statistics [NW/ W]	[Valid=2031 /-] [Invalid=0 /-]		
Value	Label	Cases	Percentage
1	很少	13	0.6%
2	有時	102	5.0%
3	經常	347	17.1%
4	很經常	1500	73.9%
5	不適答(孩子沒有母親)	23	1.1%
6	拒答	0	
9996	跳答	41	2.0%
9999	遺漏值	5	0.2%
Warning: these figures indicate the number of cases found in the data file. They cannot be interpreted as summary statistics of the population of interest.			
# caregiverm01: 六. 男方照顧孩子親友的親職參與：1.照顧這孩子的衣食等生活基本需求			
Information	[Type= discrete] [Format=numeric] [Range= 1-9999] [Missing=*]		
Statistics [NW/ W]	[Valid=2031 /-] [Invalid=0 /-]		
Value	Label	Cases	Percentage
1	很少	6	0.3%
2	有時	3	0.1%
3	經常	11	0.5%
4	很經常	10	0.5%
5	不適答(無配偶)	11	0.5%
6	拒答	0	
9996	跳答	1986	97.8%
9999	遺漏值	4	0.2%
Warning: these figures indicate the number of cases found in the data file. They cannot be interpreted as summary statistics of the population of interest.			
# caregiverm02: 六. 男方照顧孩子親友的親職參與：2.教這孩子生活常規			
Information	[Type= discrete] [Format=numeric] [Range= 1-9999] [Missing=*]		
Statistics [NW/ W]	[Valid=2031 /-] [Invalid=0 /-]		

# caregiverm02: 六. 男方照顧孩子親友的親職參與：2.教這孩子生活常規			
Value	Label	Cases	Percentage
1	很少	5	0.2%
2	有時	6	0.3%
3	經常	10	0.5%
4	很經常	9	0.4%
5	不適答(無配偶)	11	0.5%
6	拒答	0	
9996	跳答	1986	97.8%
9999	遺漏值	4	0.2%
Warning: these figures indicate the number of cases found in the data file. They cannot be interpreted as summary statistics of the population of interest.			
# caregiverm03: 六. 男方照顧孩子親友的親職參與：3.幫助這孩子的學習活動			
Information	[Type= discrete] [Format=numeric] [Range= 1-9999] [Missing=*]		
Statistics [NW/ W]	[Valid=2031 /-] [Invalid=0 /-]		
Value	Label	Cases	Percentage
1	很少	6	0.3%
2	有時	7	0.3%
3	經常	9	0.4%
4	很經常	8	0.4%
5	不適答(無配偶)	11	0.5%
6	拒答	0	
9996	跳答	1986	97.8%
9999	遺漏值	4	0.2%
Warning: these figures indicate the number of cases found in the data file. They cannot be interpreted as summary statistics of the population of interest.			
# caregiverm04: 六. 男方照顧孩子親友的親職參與：4.關愛與回應這孩子			
Information	[Type= discrete] [Format=numeric] [Range= 1-9999] [Missing=*]		
Statistics [NW/ W]	[Valid=2031 /-] [Invalid=0 /-]		
Value	Label	Cases	Percentage
1	很少	2	0.1%
2	有時	1	0.0%
3	經常	13	0.6%
4	很經常	14	0.7%
5	不適答(無配偶)	11	0.5%
6	拒答	0	
9996	跳答	1986	97.8%
9999	遺漏值	4	0.2%
Warning: these figures indicate the number of cases found in the data file. They cannot be interpreted as summary statistics of the population of interest.			
# caregiverm05: 六. 男方照顧孩子親友的親職參與：5.陪這孩子玩			
Information	[Type= discrete] [Format=numeric] [Range= 1-9999] [Missing=*]		
Statistics [NW/ W]	[Valid=2031 /-] [Invalid=0 /-]		
Value	Label	Cases	Percentage
1	很少	4	0.2%
2	有時	1	0.0%
3	經常	14	0.7%
4	很經常	11	0.5%

# caregiverm05: 六. 男方照顧孩子親友的親職參與：5.陪這孩子玩			
Value	Label	Cases	Percentage
5	不適答(無配偶)	11	0.5%
6	拒答	0	
9996	跳答	1986	97.8%
9999	遺漏值	4	0.2%
Warning: these figures indicate the number of cases found in the data file. They cannot be interpreted as summary statistics of the population of interest.			
# caregiverf01: 六. 女方照顧孩子親友的親職參與：1.照顧這孩子的衣食等生活基本需求			
Information	[Type= discrete] [Format=numeric] [Range= 1-9999] [Missing=*]		
Statistics [NW/ W]	[Valid=2031 /-] [Invalid=0 /-]		
Value	Label	Cases	Percentage
1	很少	1	0.0%
2	有時	0	
3	經常	7	0.3%
4	很經常	32	1.6%
5	不適答(無配偶)	1	0.0%
6	拒答	0	
9996	跳答	1986	97.8%
9999	遺漏值	4	0.2%
Warning: these figures indicate the number of cases found in the data file. They cannot be interpreted as summary statistics of the population of interest.			
# caregiverf02: 六. 女方照顧孩子親友的親職參與：2.教這孩子生活常規			
Information	[Type= discrete] [Format=numeric] [Range= 1-9999] [Missing=*]		
Statistics [NW/ W]	[Valid=2031 /-] [Invalid=0 /-]		
Value	Label	Cases	Percentage
1	很少	1	0.0%
2	有時	2	0.1%
3	經常	8	0.4%
4	很經常	29	1.4%
5	不適答(無配偶)	1	0.0%
6	拒答	0	
9996	跳答	1986	97.8%
9999	遺漏值	4	0.2%
Warning: these figures indicate the number of cases found in the data file. They cannot be interpreted as summary statistics of the population of interest.			
# caregiverf03: 六. 女方照顧孩子親友的親職參與：3.幫助這孩子的學習活動			
Information	[Type= discrete] [Format=numeric] [Range= 1-9999] [Missing=*]		
Statistics [NW/ W]	[Valid=2031 /-] [Invalid=0 /-]		
Value	Label	Cases	Percentage
1	很少	2	0.1%
2	有時	2	0.1%
3	經常	9	0.4%
4	很經常	27	1.3%
5	不適答(無配偶)	1	0.0%
6	拒答	0	
9996	跳答	1986	97.8%
9999	遺漏值	4	0.2%



# caregiverf03: 六. 女方照顧孩子親友的親職參與：3.幫助這孩子的學習活動			
Warning: these figures indicate the number of cases found in the data file. They cannot be interpreted as summary statistics of the population of interest.			
# caregiverf04: 六. 女方照顧孩子親友的親職參與：4.關愛與回應這孩子			
Information	[Type= discrete] [Format=numeric] [Range= 1-9999] [Missing=*]		
Statistics [NW/ W]	[Valid=2031 /-] [Invalid=0 /-]		
Value	Label	Cases	Percentage
1	很少	0	
2	有時	1	0.0%
3	經常	7	0.3%
4	很經常	32	1.6%
5	不適答(無配偶)	1	0.0%
6	拒答	0	
9996	跳答	1986	97.8%
9999	遺漏值	4	0.2%
Warning: these figures indicate the number of cases found in the data file. They cannot be interpreted as summary statistics of the population of interest.			
# caregiverf05: 六. 女方照顧孩子親友的親職參與：5.陪這孩子玩			
Information	[Type= discrete] [Format=numeric] [Range= 1-9999] [Missing=*]		
Statistics [NW/ W]	[Valid=2031 /-] [Invalid=0 /-]		
Value	Label	Cases	Percentage
1	很少	0	
2	有時	3	0.1%
3	經常	7	0.3%
4	很經常	30	1.5%
5	不適答(無配偶)	1	0.0%
6	拒答	0	
9996	跳答	1986	97.8%
9999	遺漏值	4	0.2%
Warning: these figures indicate the number of cases found in the data file. They cannot be interpreted as summary statistics of the population of interest.			
# careinfo: 1.這孩子目前有送到保母家(在宅)或就讀幼兒園或托嬰中心嗎?			
Information	[Type= discrete] [Format=numeric] [Range= 1-9999] [Missing=*]		
Statistics [NW/ W]	[Valid=2031 /-] [Invalid=0 /-]		
Value	Label	Cases	Percentage
1	沒有[選此選項者，第四部份填答到此結束，請填答第五部份]	811	39.9%
2	有[續答第1.1題]	1218	60.0%
9999	遺漏值	2	0.1%
Warning: these figures indicate the number of cases found in the data file. They cannot be interpreted as summary statistics of the population of interest.			
# teacherinfo: 1.1.是否願意提供教保人員資訊?			
Information	[Type= discrete] [Format=numeric] [Range= 1-9999] [Missing=*]		
Statistics [NW/ W]	[Valid=2031 /-] [Invalid=0 /-]		
Value	Label	Cases	Percentage
1	不願意[續答第2題]	191	9.4%
2	願意，但要先徵得本人同意後才能提供[續答第1.1.1-1.1.2題]	506	24.9%
3	願意[續答第1.1.3題]	518	25.5%
9996	跳答	811	39.9%

# <b>teacherinfo: 1.1.</b> 是否願意提供教保人員資訊?			
Value	Label	Cases	Percentage
9999	遺漏值	5	0.2%
Warning: these figures indicate the number of cases found in the data file. They cannot be interpreted as summary statistics of the population of interest.			
# <b>trrelationship01: 1.1.1.</b> (願意提供教保人員資訊, 但要徵得本人同意者)教保人員與幼兒的關係是			
Information	[Type= discrete] [Format=numeric] [Range= 1-9999] [Missing=*]		
Statistics [NW/ W]	[Valid=2031 /-] [Invalid=0 /-]		
Value	Label	Cases	Percentage
1	保母	9	0.4%
2	幼兒園老師/托嬰中心人員	495	24.4%
9996	跳答	1520	74.8%
9999	遺漏值	7	0.3%
Warning: these figures indicate the number of cases found in the data file. They cannot be interpreted as summary statistics of the population of interest.			
# <b>howsoon: 1.1.2.</b> (願意提供教保人員資訊, 但要徵得本人同意者)訪員多久後方便再連絡呢?			
Information	[Type= discrete] [Format=numeric] [Range= 1-9999] [Missing=*]		
Statistics [NW/ W]	[Valid=2031 /-] [Invalid=0 /-]		
Value	Label	Cases	Percentage
1	三天內	83	4.1%
2	三天到一週內	201	9.9%
3	一週至兩週內	111	5.5%
4	兩週至一個月內	103	5.1%
5	其他	7	0.3%
9996	跳答	1520	74.8%
9999	遺漏值	6	0.3%
Warning: these figures indicate the number of cases found in the data file. They cannot be interpreted as summary statistics of the population of interest.			
# <b>howsoona: 1.1.2.</b> (願意提供教保人員資訊, 但要徵得本人同意者)訪員多久後方便再連絡呢?其他(請說明)			
Information	[Type= discrete] [Format=character] [Missing=*]		
Statistics [NW/ W]	[Valid=7 /-] [Invalid=0 /-]		
Value	Label	Cases	Percentage
106年3月1日, 轉新幼兒園(時間不足, 不具意義。		1	14.3%
公托九月開學		1	14.3%
到新幼稚園剛滿一個月, 要再等一個月後才可訪		1	14.3%
原幼兒園不同意受訪, 媽媽六月換幼兒園, 八月可訪新的幼兒園老師		1	14.3%
等老師回應後再拜訪		1	14.3%
還沒跟老師連絡		1	14.3%
開學後		1	14.3%

# <b>howsoona: 1.1.2.</b> (願意提供教保人員資訊, 但要徵得本人同意者)訪員多久後方便再連絡呢?其他(請說明)			
<i>Warning: these figures indicate the number of cases found in the data file. They cannot be interpreted as summary statistics of the population of interest.</i>			
# <b>relationship02: 1.1.3.</b> (願意提供教保人員資訊者)教保人員與幼兒的關係是			
Information	[Type= discrete] [Format=numeric] [Range= 1-9999] [Missing=*]		
Statistics [NW/ W]	[Valid=2031 /-] [Invalid=0 /-]		
Value	Label	Cases	Percentage
1	保母	11	0.5%
2	幼兒園老師/托嬰中心人員	506	24.9%
9996	跳答	1508	74.2%
9999	遺漏值	6	0.3%
<i>Warning: these figures indicate the number of cases found in the data file. They cannot be interpreted as summary statistics of the population of interest.</i>			
# <b>parentsam: 2.</b> 孩子目前平均每天上學(送托)的時間多久?從__(時)			
Information	[Type= discrete] [Format=numeric] [Range= 630-9999] [Missing=*]		
Statistics [NW/ W]	[Valid=2031 /-] [Invalid=0 /-]		
Value	Label	Cases	Percentage
630		1	0.0%
650		1	0.0%
700		16	0.8%
710		3	0.1%
715		2	0.1%
720		5	0.2%
730		127	6.3%
735		1	0.0%
740		20	1.0%
745		6	0.3%
750		7	0.3%
755		1	0.0%
800		503	24.8%
810		3	0.1%
815		8	0.4%
820		8	0.4%
825		1	0.0%
830		276	13.6%
840		5	0.2%
845		7	0.3%
850		1	0.0%
900		196	9.7%
910		1	0.0%
915		1	0.0%
930		9	0.4%
1000		3	0.1%
1100		2	0.1%
1200		1	0.0%
1600		1	0.0%
1630		1	0.0%
8888	不知道	0	

# parentsam: 2.孩子目前平均每天上學(送托)的時間多久?從__(時)			
Value	Label	Cases	Percentage
9996	跳答	811	39.9%
9999	遺漏值	3	0.1%
Warning: these figures indicate the number of cases found in the data file. They cannot be interpreted as summary statistics of the population of interest.			
# parentspm: 2.孩子目前平均每天上學(送托)的時間多久?到__(時)			
Information	[Type= discrete] [Format=numeric] [Range= 430-9999] [Missing=*]		
Statistics [NW/ W]	[Valid=2031 /-] [Invalid=0 /-]		
Value	Label	Cases	Percentage
430		1	0.0%
600		2	0.1%
630		1	0.0%
1100		1	0.0%
1130		2	0.1%
1140		1	0.0%
1200		7	0.3%
1230		6	0.3%
1238		1	0.0%
1400		1	0.0%
1430		1	0.0%
1500		11	0.5%
1530		45	2.2%
1540		3	0.1%
1545		4	0.2%
1546		1	0.0%
1550		9	0.4%
1555		2	0.1%
1600		314	15.5%
1609		1	0.0%
1610		3	0.1%
1615		2	0.1%
1620		5	0.2%
1630		193	9.5%
1640		10	0.5%
1645		1	0.0%
1650		5	0.2%
1655		1	0.0%
1700		270	13.3%
1710		3	0.1%
1715		2	0.1%
1720		3	0.1%
1730		130	6.4%
1740		1	0.0%
1745		1	0.0%
1750		2	0.1%
1800		124	6.1%

# parentspm: 2.孩子目前平均每天上學(送托)的時間多久?到_(時)			
Value	Label	Cases	Percentage
1830		27	<div><div></div></div> 1.3%
1840		1	<div><div></div></div> 0.0%
1900		14	<div><div></div></div> 0.7%
1930		2	<div><div></div></div> 0.1%
2000		1	<div><div></div></div> 0.0%
2100		1	<div><div></div></div> 0.0%
2359		1	<div><div></div></div> 0.0%
8888	不知道	0	
9996	跳答	811	<div><div></div></div> 39.9%
9999	遺漏值	3	<div><div></div></div> 0.1%
Warning: these figures indicate the number of cases found in the data file. They cannot be interpreted as summary statistics of the population of interest.			
# schoolhour: 2.孩子目前平均每天上學(送托)的時間多久?平均__小時			
Information	[Type= discrete] [Format=numeric] [Range= 3-9999] [Missing=*]		
Statistics [NW/ W]	[Valid=2031 /-] [Invalid=0 /-]		
Value	Label	Cases	Percentage
3		4	<div><div></div></div> 0.2%
4		11	<div><div></div></div> 0.5%
5		9	<div><div></div></div> 0.4%
6		12	<div><div></div></div> 0.6%
7		92	<div><div></div></div> 4.5%
8		513	<div><div></div></div> 25.3%
9		333	<div><div></div></div> 16.4%
10		197	<div><div></div></div> 9.7%
11		33	<div><div></div></div> 1.6%
12		7	<div><div></div></div> 0.3%
13		1	<div><div></div></div> 0.0%
16		1	<div><div></div></div> 0.0%
17		1	<div><div></div></div> 0.0%
24		1	<div><div></div></div> 0.0%
8888	不知道	0	
9996	跳答	811	<div><div></div></div> 39.9%
9999	遺漏值	5	<div><div></div></div> 0.2%
Warning: these figures indicate the number of cases found in the data file. They cannot be interpreted as summary statistics of the population of interest.			
# contentment: 3.您滿意現在這個機構(或保母、老師)的教保服務?			
Information	[Type= discrete] [Format=numeric] [Range= 1-9999] [Missing=*]		
Statistics [NW/ W]	[Valid=2031 /-] [Invalid=0 /-]		
Value	Label	Cases	Percentage
1	很不滿意	9	<div><div></div></div> 0.4%
2	不太滿意	6	<div><div></div></div> 0.3%
3	普通	73	<div><div></div></div> 3.6%
4	還算滿意	522	<div><div></div></div> 25.7%
5	很滿意	605	<div><div></div></div> 29.8%
6	拒答	1	<div><div></div></div> 0.0%
7	不知道	2	<div><div></div></div> 0.1%

# contentment: 3.您滿意現在這個機構(或保母、老師)的教保服務?			
Value	Label	Cases	Percentage
9996	跳答	811	<div><div></div></div> 39.9%
9999	遺漏值	2	0.1%
Warning: these figures indicate the number of cases found in the data file. They cannot be interpreted as summary statistics of the population of interest.			
# carehome01: 4.1.保母(老師)關心我			
Information	[Type= discrete] [Format=numeric] [Range= 1-9999] [Missing=*]		
Statistics [NW/ W]	[Valid=2031 /-] [Invalid=0 /-]		
Value	Label	Cases	Percentage
1	非常不同意	21	<div><div></div></div> 1.0%
2	不同意	234	<div><div></div></div> 11.5%
3	同意	780	<div><div></div></div> 38.4%
4	非常同意	178	<div><div></div></div> 8.8%
5	拒答	5	0.2%
9996	跳答	811	<div><div></div></div> 39.9%
9999	遺漏值	2	0.1%
Warning: these figures indicate the number of cases found in the data file. They cannot be interpreted as summary statistics of the population of interest.			
# carehome02: 4.2.保母(老師)讓我知道我是個好家長			
Information	[Type= discrete] [Format=numeric] [Range= 1-9999] [Missing=*]		
Statistics [NW/ W]	[Valid=2031 /-] [Invalid=0 /-]		
Value	Label	Cases	Percentage
1	非常不同意	18	<div><div></div></div> 0.9%
2	不同意	166	<div><div></div></div> 8.2%
3	同意	863	<div><div></div></div> 42.5%
4	非常同意	164	<div><div></div></div> 8.1%
5	拒答	7	0.3%
9996	跳答	811	<div><div></div></div> 39.9%
9999	遺漏值	2	0.1%
Warning: these figures indicate the number of cases found in the data file. They cannot be interpreted as summary statistics of the population of interest.			
# carehome03: 4.3.保母(老師)感激我對孩子學習及照顧的參與			
Information	[Type= discrete] [Format=numeric] [Range= 1-9999] [Missing=*]		
Statistics [NW/ W]	[Valid=2031 /-] [Invalid=0 /-]		
Value	Label	Cases	Percentage
1	非常不同意	13	<div><div></div></div> 0.6%
2	不同意	152	<div><div></div></div> 7.5%
3	同意	862	<div><div></div></div> 42.4%
4	非常同意	183	<div><div></div></div> 9.0%
5	拒答	8	0.4%
9996	跳答	811	<div><div></div></div> 39.9%
9999	遺漏值	2	0.1%
Warning: these figures indicate the number of cases found in the data file. They cannot be interpreted as summary statistics of the population of interest.			
# carehome04: 4.4.保母(老師)提供我孩子在保母家、中心或班級上學習、行為和社會互動的狀況			
Information	[Type= discrete] [Format=numeric] [Range= 1-9999] [Missing=*]		
Statistics [NW/ W]	[Valid=2031 /-] [Invalid=0 /-]		

# carehome04: 4.4.保母(老師)提供我孩子在保母家、中心或班級上學習、行為和社會互動的狀況

Value	Label	Cases	Percentage
1	非常不同意	7	0.3%
2	不同意	43	2.1%
3	同意	756	37.2%
4	非常同意	408	20.1%
5	拒答	4	0.2%
9996	跳答	811	39.9%
9999	遺漏值	2	0.1%

Warning: these figures indicate the number of cases found in the data file. They cannot be interpreted as summary statistics of the population of interest.

# carehome05: 4.5.保母(老師)幫助我尋求與照顧或教養孩子有關的資訊與資源

Information	[Type= discrete] [Format=numeric] [Range= 1-9999] [Missing=*]
Statistics [NW/ W]	[Valid=2031 /-] [Invalid=0 /-]

Value	Label	Cases	Percentage
1	非常不同意	19	0.9%
2	不同意	147	7.2%
3	同意	753	37.1%
4	非常同意	296	14.6%
5	拒答	3	0.1%
9996	跳答	811	39.9%
9999	遺漏值	2	0.1%

Warning: these figures indicate the number of cases found in the data file. They cannot be interpreted as summary statistics of the population of interest.

# careduty01: 5.1.確定孩子複習托嬰(育)中心(幼兒園或保母家)所學，確定孩子了解托嬰(育)中心(幼兒園或保母)所教的東西

Information	[Type= discrete] [Format=numeric] [Range= 1-9999] [Missing=*]
Statistics [NW/ W]	[Valid=2031 /-] [Invalid=0 /-]

Value	Label	Cases	Percentage
1	家長	678	33.4%
2	老師/保母	380	18.7%
3	孩子自己	156	7.7%
4	拒答	4	0.2%
9996	跳答	811	39.9%
9999	遺漏值	2	0.1%

Warning: these figures indicate the number of cases found in the data file. They cannot be interpreted as summary statistics of the population of interest.

# careduty02: 5.2.幫助孩子適當處理他的情緒

Information	[Type= discrete] [Format=numeric] [Range= 1-9999] [Missing=*]
Statistics [NW/ W]	[Valid=2031 /-] [Invalid=0 /-]

Value	Label	Cases	Percentage
1	家長	797	39.2%
2	老師/保母	332	16.3%
3	孩子自己	87	4.3%
4	拒答	2	0.1%
9996	跳答	811	39.9%
9999	遺漏值	2	0.1%

Warning: these figures indicate the number of cases found in the data file. They cannot be interpreted as summary statistics of the population of interest.

# careduty03: 5.3.找出孩子最有興趣學習的事情			
Information	[Type= discrete] [Format=numeric] [Range= 1-9999] [Missing=*]		
Statistics [NW/ W]	[Valid=2031 /-] [Invalid=0 /-]		
Value	Label	Cases	Percentage
1	家長	690	<div><div></div></div> 34.0%
2	老師/保母	314	<div><div></div></div> 15.5%
3	孩子自己	209	<div><div></div></div> 10.3%
4	拒答	4	<div><div></div></div> 0.2%
9996	跳答	811	<div><div></div></div> 39.9%
9999	遺漏值	3	<div><div></div></div> 0.1%
Warning: these figures indicate the number of cases found in the data file. They cannot be interpreted as summary statistics of the population of interest.			
# careduty04: 5.4.確保孩子家庭和托嬰(育)中心(幼兒園或保母)有良好的溝通			
Information	[Type= discrete] [Format=numeric] [Range= 1-9999] [Missing=*]		
Statistics [NW/ W]	[Valid=2031 /-] [Invalid=0 /-]		
Value	Label	Cases	Percentage
1	家長	787	<div><div></div></div> 38.7%
2	老師/保母	415	<div><div></div></div> 20.4%
3	孩子自己	12	<div><div></div></div> 0.6%
4	拒答	4	<div><div></div></div> 0.2%
9996	跳答	811	<div><div></div></div> 39.9%
9999	遺漏值	2	<div><div></div></div> 0.1%
Warning: these figures indicate the number of cases found in the data file. They cannot be interpreted as summary statistics of the population of interest.			



# <b>careduty05: 5.5.</b> 確定孩子的學習環境安全			
Information	[Type= discrete] [Format=numeric] [Range= 1-9999] [Missing=*]		
Statistics [NW/ W]	[Valid=2031 /-] [Invalid=0 /-]		
Value	Label	Cases	Percentage
1	家長	408	<div><div></div></div> 20.1%
2	老師/保母	798	<div><div></div></div> 39.3%
3	孩子自己	7	<div><div></div></div> 0.3%
4	拒答	4	<div><div></div></div> 0.2%
9996	跳答	811	<div><div></div></div> 39.9%
9999	遺漏值	3	<div><div></div></div> 0.1%
Warning: these figures indicate the number of cases found in the data file. They cannot be interpreted as summary statistics of the population of interest.			
# <b>careduty06: 5.6.</b> 確定孩子獲得支持，可以讓他在托嬰(育)中心(幼兒園或保母家)有最佳表現			
Information	[Type= discrete] [Format=numeric] [Range= 1-9999] [Missing=*]		
Statistics [NW/ W]	[Valid=2031 /-] [Invalid=0 /-]		
Value	Label	Cases	Percentage
1	家長	466	<div><div></div></div> 22.9%
2	老師/保母	691	<div><div></div></div> 34.0%
3	孩子自己	56	<div><div></div></div> 2.8%
4	拒答	4	<div><div></div></div> 0.2%
9996	跳答	811	<div><div></div></div> 39.9%
9999	遺漏值	3	<div><div></div></div> 0.1%
Warning: these figures indicate the number of cases found in the data file. They cannot be interpreted as summary statistics of the population of interest.			
# <b>careduty07: 5.7.</b> 確定孩子在托嬰(育)中心(幼兒園或保母家)有大人可以傾訴(說話)			
Information	[Type= discrete] [Format=numeric] [Range= 1-9999] [Missing=*]		
Statistics [NW/ W]	[Valid=2031 /-] [Invalid=0 /-]		
Value	Label	Cases	Percentage
1	家長	325	<div><div></div></div> 16.0%
2	老師/保母	850	<div><div></div></div> 41.9%
3	孩子自己	41	<div><div></div></div> 2.0%
4	拒答	2	<div><div></div></div> 0.1%
9996	跳答	811	<div><div></div></div> 39.9%
9999	遺漏值	2	<div><div></div></div> 0.1%
Warning: these figures indicate the number of cases found in the data file. They cannot be interpreted as summary statistics of the population of interest.			
# <b>careduty08: 5.8.</b> 確定孩子和別的孩子有良好關係			
Information	[Type= discrete] [Format=numeric] [Range= 1-9999] [Missing=*]		
Statistics [NW/ W]	[Valid=2031 /-] [Invalid=0 /-]		
Value	Label	Cases	Percentage
1	家長	234	<div><div></div></div> 11.5%
2	老師/保母	799	<div><div></div></div> 39.3%
3	孩子自己	182	<div><div></div></div> 9.0%
4	拒答	2	<div><div></div></div> 0.1%
9996	跳答	811	<div><div></div></div> 39.9%
9999	遺漏值	3	<div><div></div></div> 0.1%
Warning: these figures indicate the number of cases found in the data file. They cannot be interpreted as summary statistics of the population of interest.			

# **heigh:** 三.1.這孩子現在的身長：—公分

<b>Information</b>	[Type= discrete] [Format=numeric] [Range= 84-9999] [Missing=*]
<b>Statistics [NW/ W]</b>	[Valid=2031 /-] [Invalid=0 /-]

Value	Label	Cases	Percentage
84		2	0.1%
85		2	0.1%
86		1	0.0%
87		2	0.1%
88		2	0.1%
89		2	0.1%
90		20	1.0%
91		7	0.3%
92		19	0.9%
93		26	1.3%
93.5		1	0.0%
94		21	1.0%
94.5		2	0.1%
95		79	3.9%
96		60	3.0%
96.5		1	0.0%
97		78	3.8%
97.4		1	0.0%
97.5		1	0.0%
98		103	5.1%
98.2		1	0.0%
98.5		7	0.3%
99		49	2.4%
99.4		1	0.0%
99.5		8	0.4%
99.6		4	0.2%
99.7		1	0.0%
99.8		1	0.0%
99.9		1	0.0%
100		301	14.8%
100.5		2	0.1%
101		95	4.7%
101.5		2	0.1%
102		114	5.6%
103		123	6.1%
103.4		1	0.0%
103.5		4	0.2%
103.7		1	0.0%
104		60	3.0%
104.5		2	0.1%
104.6		1	0.0%
105		217	10.7%
105.4		1	0.0%

# heigh: 三.1.這孩子現在的身長：__公分			
Value	Label	Cases	Percentage
105.5		1	0.0%
106		59	2.9%
106.5		2	0.1%
107		45	2.2%
107.5		1	0.0%
108		38	1.9%
108.5		1	0.0%
109		23	1.1%
110		120	5.9%
110.5		1	0.0%
112		10	0.5%
113		6	0.3%
113.5		1	0.0%
114		3	0.1%
115		18	0.9%
116		2	0.1%
117		2	0.1%
118		2	0.1%
119		1	0.0%
120		2	0.1%
121		1	0.0%
122		1	0.0%
8888	不知道	263	12.9%
9999	遺漏值	1	0.0%
Warning: these figures indicate the number of cases found in the data file. They cannot be interpreted as summary statistics of the population of interest.			
# heighy: 三.1.這孩子現在的身長測量時間：民國__年			
Information	[Type= discrete] [Format=numeric] [Range= 104-9999] [Missing=*]		
Statistics [NW/ W]	[Valid=2031 /-] [Invalid=0 /-]		
Value	Label	Cases	Percentage
104		1	0.0%
105		8	0.4%
106		1407	69.3%
107		351	17.3%
8888	不知道	262	12.9%
9999	遺漏值	2	0.1%
Warning: these figures indicate the number of cases found in the data file. They cannot be interpreted as summary statistics of the population of interest.			
# heighm: 三.1.這孩子現在的身長測量時間：__月			
Information	[Type= discrete] [Format=numeric] [Range= 1-9999] [Missing=*]		
Statistics [NW/ W]	[Valid=2031 /-] [Invalid=0 /-]		
Value	Label	Cases	Percentage
1		156	7.7%
2		110	5.4%
3		198	9.7%
4		136	6.7%

# **heighd:** 三.1.這孩子現在的身長測量時間：\_\_\_月

Value	Label	Cases	Percentage
5		135	<div></div> 6.6%
6		160	<div></div> 7.9%
7		147	<div></div> 7.2%
8		134	<div></div> 6.6%
9		155	<div></div> 7.6%
10		153	<div></div> 7.5%
11		138	<div></div> 6.8%
12		130	<div></div> 6.4%
8888	不知道	277	<div></div> 13.6%
9999	遺漏值	2	<div></div> 0.1%

*Warning: these figures indicate the number of cases found in the data file. They cannot be interpreted as summary statistics of the population of interest.*

# **heighd:** 三.1.這孩子現在的身長測量時間：\_\_\_日

<b>Information</b>	[Type= discrete] [Format=numeric] [Range= 1-9999] [Missing=*]
<b>Statistics [NW/ W]</b>	[Valid=2031 /-] [Invalid=0 /-]

Value	Label	Cases	Percentage
1		156	<div></div> 7.7%
2		44	<div></div> 2.2%
3		33	<div></div> 1.6%
4		38	<div></div> 1.9%
5		80	<div></div> 3.9%
6		50	<div></div> 2.5%
7		34	<div></div> 1.7%
8		45	<div></div> 2.2%
9		35	<div></div> 1.7%
10		93	<div></div> 4.6%
11		42	<div></div> 2.1%
12		38	<div></div> 1.9%
13		25	<div></div> 1.2%
14		39	<div></div> 1.9%
15		181	<div></div> 8.9%
16		37	<div></div> 1.8%
17		20	<div></div> 1.0%
18		35	<div></div> 1.7%
19		16	<div></div> 0.8%
20		127	<div></div> 6.3%
21		43	<div></div> 2.1%
22		41	<div></div> 2.0%
23		35	<div></div> 1.7%
24		36	<div></div> 1.8%
25		72	<div></div> 3.5%
26		28	<div></div> 1.4%
27		20	<div></div> 1.0%
28		34	<div></div> 1.7%
29		28	<div></div> 1.4%

# **height:** 三.1. 這孩子現在的身長測量時間：—日

Value	Label	Cases	Percentage
30		97	<div><div></div></div> 4.8%
31		31	<div><div></div></div> 1.5%
8888	不知道	395	<div><div></div></div> 19.4%
9999	遺漏值	3	<div><div></div></div> 0.1%

*Warning: these figures indicate the number of cases found in the data file. They cannot be interpreted as summary statistics of the population of interest.*

# **weight:** 三.2. 這孩子現在的體重：—公斤

<b>Information</b>	[Type= discrete] [Format=numeric] [Range= 8-9999] [Missing=*]
<b>Statistics [NW/ W]</b>	[Valid=2031 /-] [Invalid=0 /-]

Value	Label	Cases	Percentage
8		1	<div><div></div></div> 0.0%
9.5		2	<div><div></div></div> 0.1%
10.5		1	<div><div></div></div> 0.0%
10.7		2	<div><div></div></div> 0.1%
11		3	<div><div></div></div> 0.1%
11.3		1	<div><div></div></div> 0.0%
11.5		4	<div><div></div></div> 0.2%
12		38	<div><div></div></div> 1.9%
12.1		1	<div><div></div></div> 0.0%
12.3		1	<div><div></div></div> 0.0%
12.4		1	<div><div></div></div> 0.0%
12.5		13	<div><div></div></div> 0.6%
12.6		1	<div><div></div></div> 0.0%
12.7		4	<div><div></div></div> 0.2%
12.8		1	<div><div></div></div> 0.0%
12.9		1	<div><div></div></div> 0.0%
13		100	<div><div></div></div> 4.9%
13.1		1	<div><div></div></div> 0.0%
13.2		2	<div><div></div></div> 0.1%
13.4		3	<div><div></div></div> 0.1%
13.5		24	<div><div></div></div> 1.2%
13.6		8	<div><div></div></div> 0.4%
13.7		3	<div><div></div></div> 0.1%
13.8		5	<div><div></div></div> 0.2%
14		168	<div><div></div></div> 8.3%
14.1		2	<div><div></div></div> 0.1%
14.2		7	<div><div></div></div> 0.3%
14.3		3	<div><div></div></div> 0.1%
14.36		1	<div><div></div></div> 0.0%
14.4		2	<div><div></div></div> 0.1%
14.5		50	<div><div></div></div> 2.5%
14.6		11	<div><div></div></div> 0.5%
14.7		7	<div><div></div></div> 0.3%
14.8		12	<div><div></div></div> 0.6%
14.9		8	<div><div></div></div> 0.4%

# weight: 三.2.這孩子現在的體重：—公斤

Value	Label	Cases	Percentage
15		268	13.2%
15.1		3	0.1%
15.2		10	0.5%
15.3		7	0.3%
15.4		9	0.4%
15.5		45	2.2%
15.6		15	0.7%
15.7		3	0.1%
15.8		12	0.6%
15.9		1	0.0%
16		267	13.1%
16.1		6	0.3%
16.2		6	0.3%
16.3		5	0.2%
16.4		5	0.2%
16.5		43	2.1%
16.6		13	0.6%
16.7		3	0.1%
16.8		10	0.5%
17		186	9.2%
17.1		3	0.1%
17.2		6	0.3%
17.3		2	0.1%
17.4		2	0.1%
17.5		32	1.6%
17.6		6	0.3%
17.7		3	0.1%
17.8		3	0.1%
17.9		1	0.0%
18		145	7.1%
18.1		2	0.1%
18.2		4	0.2%
18.4		2	0.1%
18.5		14	0.7%
18.6		5	0.2%
18.7		2	0.1%
18.8		2	0.1%
18.9		4	0.2%
19		57	2.8%
19.1		2	0.1%
19.2		3	0.1%
19.4		1	0.0%
19.5		10	0.5%
20		59	2.9%
20.2		1	0.0%

# **weight:** 三.2. 這孩子現在的體重：\_\_公斤

Value	Label	Cases	Percentage
20.3		1	0.0%
20.5		3	0.1%
20.6		2	0.1%
20.8		2	0.1%
21		28	1.4%
21.5		2	0.1%
22		22	1.1%
22.2		1	0.0%
22.4		1	0.0%
22.5		4	0.2%
22.6		1	0.0%
23		6	0.3%
23.5		3	0.1%
24		6	0.3%
25		6	0.3%
25.5		1	0.0%
26		6	0.3%
27		5	0.2%
28		2	0.1%
32		1	0.0%
8888	不知道	146	7.2%
9999	遺漏值	2	0.1%

Warning: these figures indicate the number of cases found in the data file. They cannot be interpreted as summary statistics of the population of interest.

# **weighty:** 三.2. 這孩子現在的體重測量時間：民國\_\_年

<b>Information</b>	[Type= discrete] [Format=numeric] [Range= 104-9999] [Missing=*]		
<b>Statistics [NW/ W]</b>	[Valid=2031 /-] [Invalid=0 /-]		
Value	Label	Cases	Percentage
104		2	0.1%
105		6	0.3%
106		1494	73.6%
107		385	19.0%
8888	不知道	142	7.0%
9999	遺漏值	2	0.1%

Warning: these figures indicate the number of cases found in the data file. They cannot be interpreted as summary statistics of the population of interest.

# **weightm:** 三.2. 這孩子現在的體重測量時間：\_\_月

<b>Information</b>	[Type= discrete] [Format=numeric] [Range= 1-9999] [Missing=*]		
<b>Statistics [NW/ W]</b>	[Valid=2031 /-] [Invalid=0 /-]		
Value	Label	Cases	Percentage
1		177	8.7%
2		110	5.4%
3		223	11.0%
4		142	7.0%
5		146	7.2%
6		166	8.2%

# **weightm:** 三.2. 這孩子現在的體重測量時間：\_\_\_月

Value	Label	Cases	Percentage
7		161	<div><div></div></div> 7.9%
8		147	<div><div></div></div> 7.2%
9		147	<div><div></div></div> 7.2%
10		165	<div><div></div></div> 8.1%
11		158	<div><div></div></div> 7.8%
12		138	<div><div></div></div> 6.8%
8888	不知道	149	<div><div></div></div> 7.3%
9999	遺漏值	2	<div><div></div></div> 0.1%

*Warning: these figures indicate the number of cases found in the data file. They cannot be interpreted as summary statistics of the population of interest.*

# **weightd:** 三.2. 這孩子現在的體重測量時間：\_\_\_日

<b>Information</b>	[Type= discrete] [Format=numeric] [Range= 1-9999] [Missing=*]
<b>Statistics [NW/ W]</b>	[Valid=2031 /-] [Invalid=0 /-]

Value	Label	Cases	Percentage
1		159	<div><div></div></div> 7.8%
2		44	<div><div></div></div> 2.2%
3		41	<div><div></div></div> 2.0%
4		42	<div><div></div></div> 2.1%
5		85	<div><div></div></div> 4.2%
6		51	<div><div></div></div> 2.5%
7		32	<div><div></div></div> 1.6%
8		59	<div><div></div></div> 2.9%
9		34	<div><div></div></div> 1.7%
10		117	<div><div></div></div> 5.8%
11		47	<div><div></div></div> 2.3%
12		47	<div><div></div></div> 2.3%
13		26	<div><div></div></div> 1.3%
14		45	<div><div></div></div> 2.2%
15		193	<div><div></div></div> 9.5%
16		50	<div><div></div></div> 2.5%
17		22	<div><div></div></div> 1.1%
18		37	<div><div></div></div> 1.8%
19		23	<div><div></div></div> 1.1%
20		138	<div><div></div></div> 6.8%
21		42	<div><div></div></div> 2.1%
22		46	<div><div></div></div> 2.3%
23		34	<div><div></div></div> 1.7%
24		31	<div><div></div></div> 1.5%
25		71	<div><div></div></div> 3.5%
26		31	<div><div></div></div> 1.5%
27		24	<div><div></div></div> 1.2%
28		33	<div><div></div></div> 1.6%
29		27	<div><div></div></div> 1.3%
30		108	<div><div></div></div> 5.3%
31		30	<div><div></div></div> 1.5%



# <b>weightd:</b> 三.2. 這孩子現在的體重測量時間：—日			
Value	Label	Cases	Percentage
8888	不知道	258	<div><div></div></div> 12.7%
9999	遺漏值	4	<div><div></div></div> 0.2%
Warning: these figures indicate the number of cases found in the data file. They cannot be interpreted as summary statistics of the population of interest.			
# <b>health02:</b> 三.5. 這孩子做過學前兒童發展檢核嗎？			
Information	[Type= discrete] [Format=numeric] [Range= 1-9999] [Missing=*]		
Statistics [NW/ W]	[Valid=2031 /-] [Invalid=0 /-]		
Value	Label	Cases	Percentage
1	沒有做過	1327	<div><div></div></div> 65.3%
2	做過[續答第5.1題]	606	<div><div></div></div> 29.8%
3	不知道有沒有做過	95	<div><div></div></div> 4.7%
4	拒答	2	<div><div></div></div> 0.1%
9999	遺漏值	1	<div><div></div></div> 0.0%
Warning: these figures indicate the number of cases found in the data file. They cannot be interpreted as summary statistics of the population of interest.			
# <b>health0201:</b> 三.5.1. 這孩子做過學前兒童發展檢核，檢核結果是什麼？			
Information	[Type= discrete] [Format=numeric] [Range= 1-9999] [Missing=*]		
Statistics [NW/ W]	[Valid=2031 /-] [Invalid=0 /-]		
Value	Label	Cases	Percentage
1	目前發展情形符合同年齡發展狀況	576	<div><div></div></div> 28.4%
2	在幾個月/歲的檢查之第幾題，尚需再觀察	11	<div><div></div></div> 0.5%
3	?	17	<div><div></div></div> 0.8%
9996	跳答	1424	<div><div></div></div> 70.1%
9999	遺漏值	3	<div><div></div></div> 0.1%
Warning: these figures indicate the number of cases found in the data file. They cannot be interpreted as summary statistics of the population of interest.			
# <b>health0201a:</b> 三.5.1. 這孩子做過學前兒童發展檢核，檢核結果在—個月/歲的檢查之第—題，尚需再觀察：月/歲			
Information	[Type= discrete] [Format=numeric] [Range= 0-9999] [Missing=*]		
Statistics [NW/ W]	[Valid=2031 /-] [Invalid=0 /-]		
Value	Label	Cases	Percentage
0		1	<div><div></div></div> 0.0%
9		1	<div><div></div></div> 0.0%
18		1	<div><div></div></div> 0.0%
25		1	<div><div></div></div> 0.0%
41		1	<div><div></div></div> 0.0%
42		2	<div><div></div></div> 0.1%
8888	不知道	4	<div><div></div></div> 0.2%
9996	跳答	2017	<div><div></div></div> 99.3%
9999	遺漏值	3	<div><div></div></div> 0.1%
Warning: these figures indicate the number of cases found in the data file. They cannot be interpreted as summary statistics of the population of interest.			
# <b>health0201b:</b> 三.5.1. 這孩子做過學前兒童發展檢核，檢核結果在—個月/歲的檢查之第—題，尚需再觀察：題			
Information	[Type= discrete] [Format=character] [Missing=*]		
Statistics [NW/ W]	[Valid=2031 /-] [Invalid=0 /-]		
Value	Label	Cases	Percentage
8888		5	<div><div></div></div> 0.2%

# **health0201b:** 三.5.1. 這孩子做過學前兒童發展檢核，檢核結果在\_\_\_個月/歲的檢查之第\_\_\_題，尚需再觀察：題

Value	Label	Cases	Percentage
9996		2017	99.3%
9999		4	0.2%
明顯語言發展 遲緩需要再評 估，但細項則 不知，需要語 言治療		1	0.0%
精細動作		1	0.0%
語言		1	0.0%
語言及職能		1	0.0%
語言及肢體發 展		1	0.0%

*Warning: these figures indicate the number of cases found in the data file. They cannot be interpreted as summary statistics of the population of interest.*

# **health0201c:** 三.5.1. 這孩子做過學前兒童發展檢核，檢核結果在\_\_\_個月/歲的檢查之第\_\_\_題，需再確認，需帶孩子至早療評估醫院做進一步檢查：月/歲

Information	[Type= discrete] [Format=numeric] [Range= 2-9999] [Missing=*]
Statistics [NW/ W]	[Valid=2031 /-] [Invalid=0 /-]

Value	Label	Cases	Percentage
2		1	0.0%
3		1	0.0%
5		1	0.0%
8		1	0.0%
24		1	0.0%
30		2	0.1%
32		1	0.0%
36		2	0.1%
39		1	0.0%
42		3	0.1%
45		1	0.0%
46		1	0.0%
8888	不知道	1	0.0%
9996	跳答	2011	99.0%
9999	遺漏值	3	0.1%

*Warning: these figures indicate the number of cases found in the data file. They cannot be interpreted as summary statistics of the population of interest.*

# **health0201d:** 三.5.1. 這孩子做過學前兒童發展檢核，檢核結果在\_\_\_個月/歲的檢查之第\_\_\_題，需再確認，需帶孩子至早療評估醫院做進一步檢查：題

Information	[Type= discrete] [Format=character] [Missing=*]
Statistics [NW/ W]	[Valid=2031 /-] [Invalid=0 /-]

Value	Label	Cases	Percentage
3		1	0.0%
5		1	0.0%
6. 語言發展遲 緩		1	0.0%
8888		3	0.1%
9996		2011	99.0%
9999		4	0.2%

# **health0201d:** 三.5.1.這孩子做過學前兒童發展檢核，檢核結果在\_\_\_個月/歲的檢查之第\_\_\_題，需再確認，需帶孩子至早療評估醫院做進一步檢查：題

Value	Label	Cases	Percentage
不知第幾題 (職能治療部份沒通過)		1	0.0%
大概20題		1	0.0%
忘記第幾題		1	0.0%
目前物理與職能都在評估中可能有遲緩		1	0.0%
確定加強語言治療而且已經在上語言治療課了		1	0.0%
社會情緒行為與社會適應功能		1	0.0%
聯合評估		1	0.0%
語言 情緒		1	0.0%
語言遲緩 (不知第幾題)		1	0.0%
語言，細部動作		1	0.0%

Warning: these figures indicate the number of cases found in the data file. They cannot be interpreted as summary statistics of the population of interest.

# **health04:** 三.6.這孩子有沒有重大傷病卡?

Information	[Type= discrete] [Format=numeric] [Range= 1-9999] [Missing=*]		
Statistics [NW/ W]	[Valid=2031 /-] [Invalid=0 /-]		
Value	Label	Cases	Percentage
1	沒有	2013	99.1%
2	有	18	0.9%
9999	遺漏值	0	

Warning: these figures indicate the number of cases found in the data file. They cannot be interpreted as summary statistics of the population of interest.

# **health04a:** 三.6.這孩子有沒有重大傷病卡?有，診斷是

Information	[Type= discrete] [Format=character] [Missing=*]		
Statistics [NW/ W]	[Valid=18 /-] [Invalid=0 /-]		
Value	Label	Cases	Percentage
亞歷山大症、發展遲緩、		1	5.6%
唇顎裂		1	5.6%
心室中膈缺損		1	5.6%
心室中膈受損		1	5.6%
心房中膈缺損		1	5.6%
心臟病		1	5.6%
急性淋巴白血		1	5.6%
病			
急性骨髓性白血		1	5.6%
病			
消化系統先天性畸形		1	5.6%
瓣膜性心臟病		1	5.6%

# <b>health04a:</b> 三.6.這孩子有沒有重大傷病卡?有，診斷是			
Value	Label	Cases	Percentage
發展遲緩		1	5.6%
胺基酸代謝疾病		1	5.6%
腦癌		1	5.6%
膽道閉鎖		1	5.6%
自閉症		1	5.6%
開放性動脈導管未關		1	5.6%
類似腦性麻痺		1	5.6%
高功能自閉症		1	5.6%
Warning: these figures indicate the number of cases found in the data file. They cannot be interpreted as summary statistics of the population of interest.			
# <b>health05:</b> 三.7.這孩子有沒有身心障礙證明?			
Information	[Type= discrete] [Format=numeric] [Range= 1-9999] [Missing=*]		
Statistics [NW/ W]	[Valid=2031 /-] [Invalid=0 /-]		
Value	Label	Cases	Percentage
1	沒有	2007	98.8%
2	有	22	1.1%
3	在鑑定中	1	0.0%
4	拒答	1	0.0%
5	不知道	0	
9999	遺漏值	0	
Warning: these figures indicate the number of cases found in the data file. They cannot be interpreted as summary statistics of the population of interest.			
# <b>health05a:</b> 三.7.這孩子有沒有身心障礙證明?有，障礙類別是			
Information	[Type= discrete] [Format=character] [Missing=*]		
Statistics [NW/ W]	[Valid=22 /-] [Invalid=0 /-]		
Value	Label	Cases	Percentage
8888		2	9.1%
器障		1	4.5%
極重度第一類、第七類		1	4.5%
發展遲緩		3	13.6%
第一類		3	13.6%
第一類、第七類		3	13.6%
第一類輕度發展		1	4.5%
第七類		1	4.5%
第二類		1	4.5%
第四類		2	9.1%
聽損第二類 [b230.1]		1	4.5%
聽障		1	4.5%
輕度肢障，發展遲緩		1	4.5%
輕度肢體障礙		1	4.5%
Warning: these figures indicate the number of cases found in the data file. They cannot be interpreted as summary statistics of the population of interest.			

# med01: 三.8.這孩子是否罹患確定診斷之疾病？			
Information	[Type= discrete] [Format=numeric] [Range= 1-9999] [Missing=*]		
Statistics [NW/ W]	[Valid=2031 /-] [Invalid=0 /-]		
Value	Label	Cases	Percentage
1	沒有	1908	93.9%
2	有	122	6.0%
3	不知道	1	0.0%
9999	遺漏值	0	
Warning: these figures indicate the number of cases found in the data file. They cannot be interpreted as summary statistics of the population of interest.			
# med0101: 三.8.1.這孩子罹患確定診斷之疾病：神經系統(1)沒有(選此項者不可選其他選項)			
Information	[Type= discrete] [Format=numeric] [Range= 0-9996] [Missing=*]		
Statistics [NW/ W]	[Valid=2031 /-] [Invalid=0 /-]		
Value	Label	Cases	Percentage
0	沒有	42	2.1%
1	有	80	3.9%
9996	跳答	1909	94.0%
Warning: these figures indicate the number of cases found in the data file. They cannot be interpreted as summary statistics of the population of interest.			
# med0102: 三.8.1.這孩子罹患確定診斷之疾病：神經系統(2)癲癇			
Information	[Type= discrete] [Format=numeric] [Range= 0-9996] [Missing=*]		
Statistics [NW/ W]	[Valid=2031 /-] [Invalid=0 /-]		
Value	Label	Cases	Percentage
0	沒有	121	6.0%
1	有	1	0.0%
9996	跳答	1909	94.0%
Warning: these figures indicate the number of cases found in the data file. They cannot be interpreted as summary statistics of the population of interest.			
# med0103: 三.8.1.這孩子罹患確定診斷之疾病：神經系統(3)熱性痙攣			
Information	[Type= discrete] [Format=numeric] [Range= 0-9996] [Missing=*]		
Statistics [NW/ W]	[Valid=2031 /-] [Invalid=0 /-]		
Value	Label	Cases	Percentage
0	沒有	110	5.4%
1	有	12	0.6%
9996	跳答	1909	94.0%
Warning: these figures indicate the number of cases found in the data file. They cannot be interpreted as summary statistics of the population of interest.			
# med0104: 三.8.1.這孩子罹患確定診斷之疾病：神經系統(4)腦水腫			
Information	[Type= discrete] [Format=numeric] [Range= 0-9996] [Missing=*]		
Statistics [NW/ W]	[Valid=2031 /-] [Invalid=0 /-]		
Value	Label	Cases	Percentage
0	沒有	121	6.0%
1	有	1	0.0%
9996	跳答	1909	94.0%
Warning: these figures indicate the number of cases found in the data file. They cannot be interpreted as summary statistics of the population of interest.			
# med0105: 三.8.1.這孩子罹患確定診斷之疾病：神經系統(5)腦出血			
Information	[Type= discrete] [Format=numeric] [Range= 0-9996] [Missing=*]		

# med0105: 三.8.1.這孩子罹患確定診斷之疾病：神經系統(5)腦出血			
Statistics [NW/ W]	[Valid=2031 /-] [Invalid=0 /-]		
Value	Label	Cases	Percentage
0	沒有	122	6.0%
1	有	0	
9996	跳答	1909	94.0%
Warning: these figures indicate the number of cases found in the data file. They cannot be interpreted as summary statistics of the population of interest.			
# med0106: 三.8.1.這孩子罹患確定診斷之疾病：神經系統(6)水腦			
Information	[Type= discrete] [Format=numeric] [Range= 0-9996] [Missing=*]		
Statistics [NW/ W]	[Valid=2031 /-] [Invalid=0 /-]		
Value	Label	Cases	Percentage
0	沒有	120	5.9%
1	有	2	0.1%
9996	跳答	1909	94.0%
Warning: these figures indicate the number of cases found in the data file. They cannot be interpreted as summary statistics of the population of interest.			
# med0107: 三.8.1.這孩子罹患確定診斷之疾病：神經系統(7)腦炎			
Information	[Type= discrete] [Format=numeric] [Range= 0-9996] [Missing=*]		
Statistics [NW/ W]	[Valid=2031 /-] [Invalid=0 /-]		
Value	Label	Cases	Percentage
0	沒有	122	6.0%
1	有	0	
9996	跳答	1909	94.0%
Warning: these figures indicate the number of cases found in the data file. They cannot be interpreted as summary statistics of the population of interest.			
# med0108: 三.8.1.這孩子罹患確定診斷之疾病：神經系統(8)腦性麻痺			
Information	[Type= discrete] [Format=numeric] [Range= 0-9996] [Missing=*]		
Statistics [NW/ W]	[Valid=2031 /-] [Invalid=0 /-]		
Value	Label	Cases	Percentage
0	沒有	122	6.0%
1	有	0	
9996	跳答	1909	94.0%
Warning: these figures indicate the number of cases found in the data file. They cannot be interpreted as summary statistics of the population of interest.			
# med0201: 三.8.2.這孩子罹患確定診斷之疾病：眼耳鼻喉系統(1)沒有(選此項者不可選其他選項)			
Information	[Type= discrete] [Format=numeric] [Range= 0-9996] [Missing=*]		
Statistics [NW/ W]	[Valid=2031 /-] [Invalid=0 /-]		
Value	Label	Cases	Percentage
0	沒有	46	2.3%
1	有	76	3.7%
9996	跳答	1909	94.0%
Warning: these figures indicate the number of cases found in the data file. They cannot be interpreted as summary statistics of the population of interest.			
# med0202: 三.8.2.這孩子罹患確定診斷之疾病：眼耳鼻喉系統(2)視力問題			
Information	[Type= discrete] [Format=numeric] [Range= 0-9996] [Missing=*]		
Statistics [NW/ W]	[Valid=2031 /-] [Invalid=0 /-]		

# med0202: 三.8.2.這孩子罹患確定診斷之疾病：眼耳鼻喉系統(2)視力問題			
Value	Label	Cases	Percentage
0	沒有	111	<div><div></div></div> 5.5%
1	有	11	<div><div></div></div> 0.5%
9996	跳答	1909	<div><div></div></div> 94.0%
Warning: these figures indicate the number of cases found in the data file. They cannot be interpreted as summary statistics of the population of interest.			
# med0203: 三.8.2.這孩子罹患確定診斷之疾病：眼耳鼻喉系統(3)聽力問題			
Information	[Type= discrete] [Format=numeric] [Range= 0-9996] [Missing=*]		
Statistics [NW/ W]	[Valid=2031 /-] [Invalid=0 /-]		
Value	Label	Cases	Percentage
0	沒有	115	<div><div></div></div> 5.7%
1	有	7	<div><div></div></div> 0.3%
9996	跳答	1909	<div><div></div></div> 94.0%
Warning: these figures indicate the number of cases found in the data file. They cannot be interpreted as summary statistics of the population of interest.			
# med0204: 三.8.2.這孩子罹患確定診斷之疾病：眼耳鼻喉系統(4)唇顎裂			
Information	[Type= discrete] [Format=numeric] [Range= 0-9996] [Missing=*]		
Statistics [NW/ W]	[Valid=2031 /-] [Invalid=0 /-]		
Value	Label	Cases	Percentage
0	沒有	120	<div><div></div></div> 5.9%
1	有	2	<div><div></div></div> 0.1%
9996	跳答	1909	<div><div></div></div> 94.0%
Warning: these figures indicate the number of cases found in the data file. They cannot be interpreted as summary statistics of the population of interest.			
# med0205: 三.8.2.這孩子罹患確定診斷之疾病：眼耳鼻喉系統(5)鼻道問題			
Information	[Type= discrete] [Format=numeric] [Range= 0-9996] [Missing=*]		
Statistics [NW/ W]	[Valid=2031 /-] [Invalid=0 /-]		
Value	Label	Cases	Percentage
0	沒有	119	<div><div></div></div> 5.9%
1	有	3	<div><div></div></div> 0.1%
9996	跳答	1909	<div><div></div></div> 94.0%
Warning: these figures indicate the number of cases found in the data file. They cannot be interpreted as summary statistics of the population of interest.			
# med0301: 三.8.3.這孩子罹患確定診斷之疾病：骨骼牙齒系統(1)沒有(選此項者不可選其他選項)			
Information	[Type= discrete] [Format=numeric] [Range= 0-9996] [Missing=*]		
Statistics [NW/ W]	[Valid=2031 /-] [Invalid=0 /-]		
Value	Label	Cases	Percentage
0	沒有	29	<div><div></div></div> 1.4%
1	有	93	<div><div></div></div> 4.6%
9996	跳答	1909	<div><div></div></div> 94.0%
Warning: these figures indicate the number of cases found in the data file. They cannot be interpreted as summary statistics of the population of interest.			
# med0302: 三.8.3.這孩子罹患確定診斷之疾病：骨骼牙齒系統(2)四肢異常			
Information	[Type= discrete] [Format=numeric] [Range= 0-9996] [Missing=*]		
Statistics [NW/ W]	[Valid=2031 /-] [Invalid=0 /-]		
Value	Label	Cases	Percentage
0	沒有	122	<div><div></div></div> 6.0%

# med0302: 三.8.3.這孩子罹患確定診斷之疾病：骨骼牙齒系統(2)四肢異常			
Value	Label	Cases	Percentage
1	有	0	
9996	跳答	1909	94.0%
Warning: these figures indicate the number of cases found in the data file. They cannot be interpreted as summary statistics of the population of interest.			
# med0303: 三.8.3.這孩子罹患確定診斷之疾病：骨骼牙齒系統(3)髖關節脫臼			
Information	[Type= discrete] [Format=numeric] [Range= 0-9996] [Missing=*]		
Statistics [NW/ W]	[Valid=2031 /-] [Invalid=0 /-]		
Value	Label	Cases	Percentage
0	沒有	122	6.0%
1	有	0	
9996	跳答	1909	94.0%
Warning: these figures indicate the number of cases found in the data file. They cannot be interpreted as summary statistics of the population of interest.			
# med0304: 三.8.3.這孩子罹患確定診斷之疾病：骨骼牙齒系統(4)牙齒			
Information	[Type= discrete] [Format=numeric] [Range= 0-9996] [Missing=*]		
Statistics [NW/ W]	[Valid=2031 /-] [Invalid=0 /-]		
Value	Label	Cases	Percentage
0	沒有	119	5.9%
1	有	3	0.1%
9996	跳答	1909	94.0%
Warning: these figures indicate the number of cases found in the data file. They cannot be interpreted as summary statistics of the population of interest.			
# med0305: 三.8.3.這孩子罹患確定診斷之疾病：骨骼牙齒系統(5)外觀異常			
Information	[Type= discrete] [Format=numeric] [Range= 0-9996] [Missing=*]		
Statistics [NW/ W]	[Valid=2031 /-] [Invalid=0 /-]		
Value	Label	Cases	Percentage
0	沒有	122	6.0%
1	有	0	
9996	跳答	1909	94.0%
Warning: these figures indicate the number of cases found in the data file. They cannot be interpreted as summary statistics of the population of interest.			
# med0401: 三.8.4.這孩子罹患確定診斷之疾病：遺傳跟代謝系統(1)沒有(選此項者不可選其他選項)			
Information	[Type= discrete] [Format=numeric] [Range= 0-9996] [Missing=*]		
Statistics [NW/ W]	[Valid=2031 /-] [Invalid=0 /-]		
Value	Label	Cases	Percentage
0	沒有	32	1.6%
1	有	90	4.4%
9996	跳答	1909	94.0%
Warning: these figures indicate the number of cases found in the data file. They cannot be interpreted as summary statistics of the population of interest.			
# med0402: 三.8.4.這孩子罹患確定診斷之疾病：遺傳跟代謝系統(2)染色體異常			
Information	[Type= discrete] [Format=numeric] [Range= 0-9996] [Missing=*]		
Statistics [NW/ W]	[Valid=2031 /-] [Invalid=0 /-]		
Value	Label	Cases	Percentage
0	沒有	118	5.8%
1	有	4	0.2%



# med0402: 三.8.4.這孩子罹患確定診斷之疾病：遺傳跟代謝系統(2)染色體異常			
Value	Label	Cases	Percentage
9996	跳答	1909	94.0%
Warning: these figures indicate the number of cases found in the data file. They cannot be interpreted as summary statistics of the population of interest.			
# med0403: 三.8.4.這孩子罹患確定診斷之疾病：遺傳跟代謝系統(3)罕見疾病			
Information	[Type= discrete] [Format=numeric] [Range= 0-9996] [Missing=*]		
Statistics [NW/ W]	[Valid=2031 /-] [Invalid=0 /-]		
Value	Label	Cases	Percentage
0	沒有	121	6.0%
1	有	1	0.0%
9996	跳答	1909	94.0%
Warning: these figures indicate the number of cases found in the data file. They cannot be interpreted as summary statistics of the population of interest.			
# med0404: 三.8.4.這孩子罹患確定診斷之疾病：遺傳跟代謝系統(4)糖尿病			
Information	[Type= discrete] [Format=numeric] [Range= 0-9996] [Missing=*]		
Statistics [NW/ W]	[Valid=2031 /-] [Invalid=0 /-]		
Value	Label	Cases	Percentage
0	沒有	122	6.0%
1	有	0	0.0%
9996	跳答	1909	94.0%
Warning: these figures indicate the number of cases found in the data file. They cannot be interpreted as summary statistics of the population of interest.			
# med0405: 三.8.4.這孩子罹患確定診斷之疾病：遺傳跟代謝系統(5)甲狀腺功能			
Information	[Type= discrete] [Format=numeric] [Range= 0-9996] [Missing=*]		
Statistics [NW/ W]	[Valid=2031 /-] [Invalid=0 /-]		
Value	Label	Cases	Percentage
0	沒有	121	6.0%
1	有	1	0.0%
9996	跳答	1909	94.0%
Warning: these figures indicate the number of cases found in the data file. They cannot be interpreted as summary statistics of the population of interest.			
# med0501: 三.8.5.這孩子罹患確定診斷之疾病：發展性或其他心智方面的疾病(1)沒有(選此項者不可選其他選項)			
Information	[Type= discrete] [Format=numeric] [Range= 0-9996] [Missing=*]		
Statistics [NW/ W]	[Valid=2031 /-] [Invalid=0 /-]		
Value	Label	Cases	Percentage
0	沒有	41	2.0%
1	有	81	4.0%
9996	跳答	1909	94.0%
Warning: these figures indicate the number of cases found in the data file. They cannot be interpreted as summary statistics of the population of interest.			
# med0502: 三.8.5.這孩子罹患確定診斷之疾病：發展性或其他心智方面的疾病(2)發展遲緩			
Information	[Type= discrete] [Format=numeric] [Range= 0-9996] [Missing=*]		
Statistics [NW/ W]	[Valid=2031 /-] [Invalid=0 /-]		
Value	Label	Cases	Percentage
0	沒有	106	5.2%
1	有	16	0.8%
9996	跳答	1909	94.0%
Warning: these figures indicate the number of cases found in the data file. They cannot be interpreted as summary statistics of the population of interest.			

# med0503: 三.8.5.這孩子罹患確定診斷之疾病：發展性或其他心智方面的疾病(3)語言障礙			
Information	[Type= discrete] [Format=numeric] [Range= 0-9996] [Missing=*]		
Statistics [NW/ W]	[Valid=2031 /-] [Invalid=0 /-]		
Value	Label	Cases	Percentage
0	沒有	112	<div><div></div></div> 5.5%
1	有	10	<div><div></div></div> 0.5%
9996	跳答	1909	<div><div></div></div> 94.0%
Warning: these figures indicate the number of cases found in the data file. They cannot be interpreted as summary statistics of the population of interest.			
# med0504: 三.8.5.這孩子罹患確定診斷之疾病：發展性或其他心智方面的疾病(4)自閉症			
Information	[Type= discrete] [Format=numeric] [Range= 0-9996] [Missing=*]		
Statistics [NW/ W]	[Valid=2031 /-] [Invalid=0 /-]		
Value	Label	Cases	Percentage
0	沒有	120	<div><div></div></div> 5.9%
1	有	2	<div><div></div></div> 0.1%
9996	跳答	1909	<div><div></div></div> 94.0%
Warning: these figures indicate the number of cases found in the data file. They cannot be interpreted as summary statistics of the population of interest.			

# med0505: 三.8.5.這孩子罹患確定診斷之疾病：發展性或其他心智方面的疾病(5)智能障礙			
Information	[Type= discrete] [Format=numeric] [Range= 0-9996] [Missing=*]		
Statistics [NW/ W]	[Valid=2031 /-] [Invalid=0 /-]		
Value	Label	Cases	Percentage
0	沒有	122	6.0%
1	有	0	
9996	跳答	1909	94.0%
Warning: these figures indicate the number of cases found in the data file. They cannot be interpreted as summary statistics of the population of interest.			
# med0506: 三.8.5.這孩子罹患確定診斷之疾病：發展性或其他心智方面的疾病(6)注意力缺損(過動症)			
Information	[Type= discrete] [Format=numeric] [Range= 0-9996] [Missing=*]		
Statistics [NW/ W]	[Valid=2031 /-] [Invalid=0 /-]		
Value	Label	Cases	Percentage
0	沒有	122	6.0%
1	有	0	
9996	跳答	1909	94.0%
Warning: these figures indicate the number of cases found in the data file. They cannot be interpreted as summary statistics of the population of interest.			
# med0601: 三.8.6.這孩子罹患確定診斷之疾病：其他			
Information	[Type= discrete] [Format=numeric] [Range= 1-9999] [Missing=*]		
Statistics [NW/ W]	[Valid=2031 /-] [Invalid=0 /-]		
Value	Label	Cases	Percentage
1	沒有	46	2.3%
2	其他	75	3.7%
9996	跳答	1909	94.0%
9999	遺漏值	1	0.0%
Warning: these figures indicate the number of cases found in the data file. They cannot be interpreted as summary statistics of the population of interest.			
# med0601a: 三.8.6.這孩子罹患確定診斷之疾病：其他名稱			
Information	[Type= discrete] [Format=character] [Missing=*]		
Statistics [NW/ W]	[Valid=75 /-] [Invalid=0 /-]		
Value	Label	Cases	Percentage
G6PD		2	2.7%
中耳炎 諾羅病毒		1	1.3%
亞歷山大症		1	1.3%
兔唇(3個月大時已開刀治療)		1	1.3%
右耳細菌感染已開刀3次		1	1.3%
地中海貧血		4	5.3%
小耳症右耳聽力較差		1	1.3%
小腦萎縮症		1	1.3%
尿道下裂		1	1.3%
川崎氏症		2	2.7%
心室中膈缺損		1	1.3%
心臟多一條動脈		1	1.3%

# med0601a: 三.8.6.這孩子罹患確定診斷之疾病：其他名稱			
Value	Label	Cases	Percentage
心臟有輕微未閉合情況。每年要定期追		1	<div><div></div></div> 1.3%
心臟瓣膜突出		1	<div><div></div></div> 1.3%
心臟病		1	<div><div></div></div> 1.3%
急性骨髓性白血病		1	<div><div></div></div> 1.3%
慢性肺病		1	<div><div></div></div> 1.3%
氣喘		7	<div><div></div></div> 9.3%
氣喘和過敏性皮膚炎		1	<div><div></div></div> 1.3%
氣喘過敏		1	<div><div></div></div> 1.3%
流感		1	<div><div></div></div> 1.3%
異位性皮膚炎		2	<div><div></div></div> 2.7%
疑似氣喘		1	<div><div></div></div> 1.3%
疝氣		1	<div><div></div></div> 1.3%
白血病		1	<div><div></div></div> 1.3%
皮膚有白斑，異位性皮膚炎		1	<div><div></div></div> 1.3%
眼睛不自主眨眼		1	<div><div></div></div> 1.3%
脊椎側彎		1	<div><div></div></div> 1.3%
腎水腫		1	<div><div></div></div> 1.3%
腸套疊		1	<div><div></div></div> 1.3%
腸病毒		1	<div><div></div></div> 1.3%
膀胱輸尿管單側逆流		1	<div><div></div></div> 1.3%
蠱豆症		17	<div><div></div></div> 22.7%
血管瘤		2	<div><div></div></div> 2.7%
認知缺乏		1	<div><div></div></div> 1.3%
語言發展較慢		1	<div><div></div></div> 1.3%
輕微氣喘		1	<div><div></div></div> 1.3%
過敏性氣喘		3	<div><div></div></div> 4.0%
過敏性氣喘、異位性皮膚炎		1	<div><div></div></div> 1.3%
頸部有長類似瘤，追蹤調查		1	<div><div></div></div> 1.3%
骨瘤		1	<div><div></div></div> 1.3%
鼻道問題		1	<div><div></div></div> 1.3%
鼻道過敏		1	<div><div></div></div> 1.3%
鼻道，支氣管過敏，異位性皮膚炎		1	<div><div></div></div> 1.3%
Warning: these figures indicate the number of cases found in the data file. They cannot be interpreted as summary statistics of the population of interest.			
# med0901: 三.10.這孩子過去六個月得過幾次中耳炎？			
Information	[Type= discrete] [Format=numeric] [Range= 1-9999] [Missing=*]		
Statistics [NW/ W]	[Valid=2031 /-] [Invalid=0 /-]		

# med0901: 三.10.這孩子過去六個月得過幾次中耳炎?			
Value	Label	Cases	Percentage
1	從來沒有	1901	<div><div></div></div> 93.6%
2	有	124	<div><div></div></div> 6.1%
3	不知道	4	<div><div></div></div> 0.2%
4	拒答	1	<div><div></div></div> 0.0%
9999	遺漏值	1	<div><div></div></div> 0.0%
Warning: these figures indicate the number of cases found in the data file. They cannot be interpreted as summary statistics of the population of interest.			
# med0901a: 三.10.這孩子過去六個月得過幾次中耳炎?有, __次			
Information	[Type= discrete] [Format=numeric] [Range= 1-9999] [Missing=*]		
Statistics [NW/ W]	[Valid=2031 /-] [Invalid=0 /-]		
Value	Label	Cases	Percentage
1		95	<div><div></div></div> 4.7%
2		22	<div><div></div></div> 1.1%
3		6	<div><div></div></div> 0.3%
6		1	<div><div></div></div> 0.0%
8888	不知道	0	<div><div></div></div> 0.0%
9996	跳答	1905	<div><div></div></div> 93.8%
9999	遺漏值	2	<div><div></div></div> 0.1%
Warning: these figures indicate the number of cases found in the data file. They cannot be interpreted as summary statistics of the population of interest.			
# med07: 三.11.1.這孩子過去六個月是否住院過?			
Information	[Type= discrete] [Format=numeric] [Range= 1-9996] [Missing=*]		
Statistics [NW/ W]	[Valid=2031 /-] [Invalid=0 /-]		
Value	Label	Cases	Percentage
1	沒有	1932	<div><div></div></div> 95.1%
2	有[續答第11.1.1題]	99	<div><div></div></div> 4.9%
3	不知道	0	<div><div></div></div> 0.0%
4	拒答	0	<div><div></div></div> 0.0%
9996	跳答	0	<div><div></div></div> 0.0%
Warning: these figures indicate the number of cases found in the data file. They cannot be interpreted as summary statistics of the population of interest.			
# med07a: 三.11.1.1.這孩子過去六個月住院過, 共__次			
Information	[Type= discrete] [Format=numeric] [Range= 1-9999] [Missing=*]		
Statistics [NW/ W]	[Valid=2031 /-] [Invalid=0 /-]		
Value	Label	Cases	Percentage
1		79	<div><div></div></div> 3.9%
2		12	<div><div></div></div> 0.6%
3		5	<div><div></div></div> 0.2%
5		2	<div><div></div></div> 0.1%
8888	不知道	1	<div><div></div></div> 0.0%
9996	跳答	1932	<div><div></div></div> 95.1%
9999	遺漏值	0	<div><div></div></div> 0.0%
Warning: these figures indicate the number of cases found in the data file. They cannot be interpreted as summary statistics of the population of interest.			
# med07b: 三.11.1.1.這孩子過去六個月住院過, 最長一次是__天			
Information	[Type= discrete] [Format=numeric] [Range= 1-9999] [Missing=*]		

# med07b: 三.11.1.1.這孩子過去六個月住院過，最長一次是—天			
Statistics [NW/ W]		[Valid=2031 /-] [Invalid=0 /-]	
Value	Label	Cases	Percentage
1		5	0.2%
2		3	0.1%
3		23	1.1%
4		12	0.6%
5		24	1.2%
6		6	0.3%
7		13	0.6%
8		3	0.1%
9		2	0.1%
10		2	0.1%
11		1	0.0%
12		2	0.1%
13		1	0.0%
25		1	0.0%
51		1	0.0%
8888	不知道	0	
9996	跳答	1932	95.1%
9999	遺漏值	0	
Warning: these figures indicate the number of cases found in the data file. They cannot be interpreted as summary statistics of the population of interest.			
# med07c: 三.11.1.1.這孩子過去六個月住院過，主要的原因是			
Information		[Type= discrete] [Format=character] [Missing=*]	
Statistics [NW/ W]		[Valid=99 /-] [Invalid=0 /-]	
Value	Label	Cases	Percentage
A型流感		2	2.0%
中耳炎		1	1.0%
全口牙套		1	1.0%
吞入異物		1	1.0%
哮喘		1	1.0%
喉嚨發炎		1	1.0%
心臟病		1	1.0%
急性腸胃炎		1	1.0%
意外跌倒異物 插入傷口清創		1	1.0%
感冒		8	8.1%
感冒引起氣喘		2	2.0%
扁桃腺發炎		2	2.0%
拉肚子		1	1.0%
支氣管性肺炎		1	1.0%
支氣管炎		2	2.0%
曲狀桿菌感染 腸胃炎		1	1.0%
氣喘		2	2.0%
沙門桿菌		1	1.0%
泌尿道感染		1	1.0%

# med07c: 三.11.1.1. 這孩子過去六個月住院過，主要的原因是			
Value	Label	Cases	Percentage
流感		5	<div><div></div></div> 5.1%
流感+肺炎		1	<div><div></div></div> 1.0%
消化系統問題		1	<div><div></div></div> 1.0%
熱痙攣		3	<div><div></div></div> 3.0%
癲癇發作		1	<div><div></div></div> 1.0%
發燒		4	<div><div></div></div> 4.0%
白血病治療		1	<div><div></div></div> 1.0%
肺炎		20	<div><div></div></div> 20.2%
肺炎，扁桃腺發炎		1	<div><div></div></div> 1.0%
腸套疊		1	<div><div></div></div> 1.0%
腸病毒		9	<div><div></div></div> 9.1%
腸胃型感冒		1	<div><div></div></div> 1.0%
腸胃炎		4	<div><div></div></div> 4.0%
腹瀉		1	<div><div></div></div> 1.0%
腺病毒感染		1	<div><div></div></div> 1.0%
蜂窩性組織炎		1	<div><div></div></div> 1.0%
諾羅病毒感染		2	<div><div></div></div> 2.0%
輪狀病毒		3	<div><div></div></div> 3.0%
過敏性氣喘		1	<div><div></div></div> 1.0%
重感冒		1	<div><div></div></div> 1.0%
骨瘤		1	<div><div></div></div> 1.0%
骨髓移植		1	<div><div></div></div> 1.0%
高燒不退		2	<div><div></div></div> 2.0%
鼻竇炎		2	<div><div></div></div> 2.0%
Warning: these figures indicate the number of cases found in the data file. They cannot be interpreted as summary statistics of the population of interest.			
# med08: 三.11.2. 這孩子過去六個月是否長期固定使用過藥物?			
Information	[Type= discrete] [Format=numeric] [Range= 1-9999] [Missing=*]		
Statistics [NW/ W]	[Valid=2031 /-] [Invalid=0 /-]		
Value	Label	Cases	Percentage
1	沒有	1929	<div><div></div></div> 95.0%
2	有[續答第11.2.1題]	102	<div><div></div></div> 5.0%
3	不知道	0	
4	拒答	0	
9999	遺漏值	0	
Warning: these figures indicate the number of cases found in the data file. They cannot be interpreted as summary statistics of the population of interest.			
# med0801: 三.11.2.1. 這孩子過去六個月長期固定使用過藥物，因為什麼病症?(複選)1. 過敏性氣喘			
Information	[Type= discrete] [Format=numeric] [Range= 0-9999] [Missing=*]		
Statistics [NW/ W]	[Valid=2031 /-] [Invalid=0 /-]		
Value	Label	Cases	Percentage
0	沒有	59	<div><div></div></div> 2.9%
1	有	43	<div><div></div></div> 2.1%
9996	跳答	1929	<div><div></div></div> 95.0%
9999	遺漏值	0	

# med0801: 三.11.2.1. 這孩子過去六個月長期固定使用過藥物, 因為什麼病症?(複選)1. 過敏性氣喘			
Warning: these figures indicate the number of cases found in the data file. They cannot be interpreted as summary statistics of the population of interest.			
# med0802: 三.11.2.1. 這孩子過去六個月長期固定使用過藥物, 因為什麼病症?(複選)2. 過敏性鼻炎			
Information	[Type= discrete] [Format=numeric] [Range= 0-9999] [Missing=*]		
Statistics [NW/ W]	[Valid=2031 /-] [Invalid=0 /-]		
Value	Label	Cases	Percentage
0	沒有	65	3.2%
1	有	37	1.8%
9996	跳答	1929	95.0%
9999	遺漏值	0	
Warning: these figures indicate the number of cases found in the data file. They cannot be interpreted as summary statistics of the population of interest.			
# med0803: 三.11.2.1. 這孩子過去六個月長期固定使用過藥物, 因為什麼病症?(複選)3. 異位性皮膚炎			
Information	[Type= discrete] [Format=numeric] [Range= 0-9999] [Missing=*]		
Statistics [NW/ W]	[Valid=2031 /-] [Invalid=0 /-]		
Value	Label	Cases	Percentage
0	沒有	91	4.5%
1	有	11	0.5%
9996	跳答	1929	95.0%
9999	遺漏值	0	
Warning: these figures indicate the number of cases found in the data file. They cannot be interpreted as summary statistics of the population of interest.			
# med0804: 三.11.2.1. 這孩子過去六個月長期固定使用過藥物, 因為什麼病症?(複選)4. 其他			
Information	[Type= discrete] [Format=numeric] [Range= 0-9999] [Missing=*]		
Statistics [NW/ W]	[Valid=2031 /-] [Invalid=0 /-]		
Value	Label	Cases	Percentage
0	沒有	78	3.8%
1	有	24	1.2%
9996	跳答	1929	95.0%
9999	遺漏值	0	
Warning: these figures indicate the number of cases found in the data file. They cannot be interpreted as summary statistics of the population of interest.			
# med0804a: 三.11.2.1. 這孩子過去六個月長期固定使用過藥物, 因為什麼病症?(複選)4. 其他(請說明)			
Information	[Type= discrete] [Format=character] [Missing=*]		
Statistics [NW/ W]	[Valid=24 /-] [Invalid=0 /-]		
Value	Label	Cases	Percentage
中藥, 調身體 氣管		1	4.2%
便秘		1	4.2%
促進腦細胞發 育的處方藥		1	4.2%
先天性甲狀腺 低下症		1	4.2%
引發過敏的鼻 噴劑		1	4.2%
急性骨髓性白 血病		1	4.2%
感冒		1	4.2%



# med0804a: 三.11.2.1.這孩子過去六個月長期固定使用過藥物，因為什麼病症?(複選)4.其他(請說明)			
Value	Label	Cases	Percentage
感冒引起肺部發炎		1	<div></div> 4.2%
慢性尋麻疹		1	<div></div> 4.2%
慢性肺病		1	<div></div> 4.2%
抗抽筋		1	<div></div> 4.2%
氣管敏感		1	<div></div> 4.2%
氣管過敏		1	<div></div> 4.2%
癲癇的藥		1	<div></div> 4.2%
白斑		1	<div></div> 4.2%
眼藥水		1	<div></div> 4.2%
罕見疾病		1	<div></div> 4.2%
腦積水		1	<div></div> 4.2%
膽道閉鎖		1	<div></div> 4.2%
蕁麻疹		1	<div></div> 4.2%
血管瘤，降血壓藥物。		1	<div></div> 4.2%
預防性抗生素		1	<div></div> 4.2%
預防保養過敏體質		1	<div></div> 4.2%
鼻子過敏容易咳嗽		1	<div></div> 4.2%
Warning: these figures indicate the number of cases found in the data file. They cannot be interpreted as summary statistics of the population of interest.			
# health06: 三.13.您覺得這孩子目前的健康情況如何?			
Information	[Type= discrete] [Format=numeric] [Range= 1-9999] [Missing=*]		
Statistics [NW/ W]	[Valid=2031 /-] [Invalid=0 /-]		
Value	Label	Cases	Percentage
1	有嚴重的健康問題	3	<div></div> 0.1%
2	常常生病	57	<div></div> 2.8%
3	普通，偶爾生病	720	<div></div> 35.5%
4	很健康	1250	<div></div> 61.5%
5	拒答	0	
6	不知道	1	<div></div> 0.0%
9999	遺漏值	0	
Warning: these figures indicate the number of cases found in the data file. They cannot be interpreted as summary statistics of the population of interest.			
# food01: 四.1.媽媽是否曾哺餵這孩子母乳?			
Information	[Type= discrete] [Format=numeric] [Range= 1-9999] [Missing=*]		
Statistics [NW/ W]	[Valid=2031 /-] [Invalid=0 /-]		
Value	Label	Cases	Percentage
1	沒有哺餵過	126	<div></div> 6.2%
2	哺餵母乳不到一個月	212	<div></div> 10.4%
3	哺餵母乳到幾個月	1640	<div></div> 80.7%
4	現在仍在哺餵母乳	33	<div></div> 1.6%
5	不知道	17	<div></div> 0.8%
6	拒答	3	<div></div> 0.1%
9999	遺漏值	0	

# food01: 四.1. 媽媽是否會哺餵這孩子母乳?			
Warning: these figures indicate the number of cases found in the data file. They cannot be interpreted as summary statistics of the population of interest.			
# food01a: 四.1. 媽媽是否會哺餵這孩子母乳?哺餵母乳到___個月			
Information	[Type= discrete] [Format=numeric] [Range= 0.5-9999] [Missing=*]		
Statistics [NW/ W]	[Valid=2031 /-] [Invalid=0 /-]		
Value	Label	Cases	Percentage
0.5		1	0.0%
1		121	6.0%
1.5		9	0.4%
2		122	6.0%
2.5		3	0.1%
3		111	5.5%
3.5		3	0.1%
4		81	4.0%
5		32	1.6%
6		225	11.1%
6.5		2	0.1%
7		63	3.1%
7.5		1	0.0%
8		87	4.3%
9		39	1.9%
10		41	2.0%
11		20	1.0%
12		190	9.4%
13		22	1.1%
14		30	1.5%
15		45	2.2%
16		15	0.7%
17		5	0.2%
18		89	4.4%
19		8	0.4%
20		20	1.0%
21		5	0.2%
22		8	0.4%
23		2	0.1%
24		91	4.5%
25		3	0.1%
26		7	0.3%
27		15	0.7%
28		5	0.2%
29		6	0.3%
30		32	1.6%
31		4	0.2%
32		5	0.2%
34		2	0.1%
35		1	0.0%

# <b>food01a:</b> 四.1. 媽媽是否曾哺餵這孩子母乳?哺餵母乳到___個月			
Value	Label	Cases	Percentage
36		38	<div><div></div></div> 1.9%
37		1	<div><div></div></div> 0.0%
38		4	<div><div></div></div> 0.2%
40		2	<div><div></div></div> 0.1%
41		2	<div><div></div></div> 0.1%
42		6	<div><div></div></div> 0.3%
45		1	<div><div></div></div> 0.0%
46		2	<div><div></div></div> 0.1%
47		1	<div><div></div></div> 0.0%
48		2	<div><div></div></div> 0.1%
8888	不知道	9	<div><div></div></div> 0.4%
9996	跳答	391	<div><div></div></div> 19.3%
9999	遺漏值	1	<div><div></div></div> 0.0%
Warning: these figures indicate the number of cases found in the data file. They cannot be interpreted as summary statistics of the population of interest.			
# <b>food02:</b> 四.2. 這孩子吃甜食(如糖果、甜的飲料)的頻率?			
Information	[Type= discrete] [Format=numeric] [Range= 1-9999] [Missing=*]		
Statistics [NW/ W]	[Valid=2031 /-] [Invalid=0 /-]		
Value	Label	Cases	Percentage
1	從不	27	<div><div></div></div> 1.3%
2	每月少於1次	32	<div><div></div></div> 1.6%
3	每月1次	24	<div><div></div></div> 1.2%
4	每月2~3次	96	<div><div></div></div> 4.7%
5	每週1~2次	425	<div><div></div></div> 20.9%
6	每週3~4次	349	<div><div></div></div> 17.2%
7	每週5~6次	112	<div><div></div></div> 5.5%
8	每天1次	516	<div><div></div></div> 25.4%
9	每天2~3次	384	<div><div></div></div> 18.9%
10	每天4次以上	63	<div><div></div></div> 3.1%
11	拒答	0	
12	不知道	3	<div><div></div></div> 0.1%
9999	遺漏值	0	
Warning: these figures indicate the number of cases found in the data file. They cannot be interpreted as summary statistics of the population of interest.			
# <b>sleep01:</b> 五.1. 這孩子平常時(非假日)的睡覺狀況如何?			
Information	[Type= discrete] [Format=numeric] [Range= 1-9999] [Missing=*]		
Statistics [NW/ W]	[Valid=2031 /-] [Invalid=0 /-]		
Value	Label	Cases	Percentage
1	不固定[續答第1.1題]	213	<div><div></div></div> 10.5%
2	固定[續答第1.2題、第1.3題]	1816	<div><div></div></div> 89.4%
3	拒答	0	
4	不知道	1	<div><div></div></div> 0.0%
9999	遺漏值	1	<div><div></div></div> 0.0%
Warning: these figures indicate the number of cases found in the data file. They cannot be interpreted as summary statistics of the population of interest.			

# <b>sleep01a:</b> 五.1.1.這孩子平常時(非假日)的睡覺狀況如何?不固定，每天睡眠總計時間約__小時			
<b>Information</b>		[Type= discrete] [Format=numeric] [Range= 8-9999] [Missing=*]	
<b>Statistics [NW/ W]</b>		[Valid=2031 /-] [Invalid=0 /-]	
Value	Label	Cases	Percentage
8		11	0.5%
9		25	1.2%
9.5		3	0.1%
10		84	4.1%
10.5		1	0.0%
11		30	1.5%
11.5		1	0.0%
12		36	1.8%
13		11	0.5%
14		5	0.2%
15		3	0.1%
8888	不知道	2	0.1%
9996	跳答	1817	89.5%
9999	遺漏值	2	0.1%
Warning: these figures indicate the number of cases found in the data file. They cannot be interpreted as summary statistics of the population of interest.			
# <b>sleep01b:</b> 五.1.2.這孩子平常時(非假日)的睡覺狀況如何?固定，大概__點上床睡覺			
<b>Information</b>		[Type= discrete] [Format=numeric] [Range= 0-9999] [Missing=*]	
<b>Statistics [NW/ W]</b>		[Valid=2031 /-] [Invalid=0 /-]	
Value	Label	Cases	Percentage
0	午夜12點	32	1.6%
30		1	0.0%
200		1	0.0%
900		2	0.1%
930		4	0.2%
1900		2	0.1%
1930		5	0.2%
2000		38	1.9%
2030		51	2.5%
2040		1	0.0%
2050		1	0.0%
2100		341	16.8%
2110		1	0.0%
2115		1	0.0%
2120		1	0.0%
2130		342	16.8%
2145		10	0.5%
2200		613	30.2%
2210		1	0.0%
2215		1	0.0%
2230		181	8.9%
2300		160	7.9%
2330		18	0.9%

# **sleep01b:** 五.1.2.這孩子平常時(非假日)的睡覺狀況如何?固定, 大概一點上床睡覺

Value	Label	Cases	Percentage
2359		4	0.2%
8888	不知道	0	
9996	跳答	214	10.5%
9999	遺漏值	5	0.2%

*Warning: these figures indicate the number of cases found in the data file. They cannot be interpreted as summary statistics of the population of interest.*

# **sleep01c:** 五.1.2.這孩子平常時(非假日)的睡覺狀況如何?固定, 大概一點起床

<b>Information</b>	[Type= discrete] [Format=numeric] [Range= 500-9999] [Missing=*]
<b>Statistics [NW/ W]</b>	[Valid=2031 /-] [Invalid=0 /-]

Value	Label	Cases	Percentage
500		4	0.2%
530		3	0.1%
600		60	3.0%
620		2	0.1%
630		122	6.0%
640		5	0.2%
645		7	0.3%
650		10	0.5%
700		477	23.5%
710		9	0.4%
715		6	0.3%
720		19	0.9%
725		2	0.1%
730		342	16.8%
735		1	0.0%
740		14	0.7%
745		5	0.2%
750		3	0.1%
800		379	18.7%
810		2	0.1%
815		5	0.2%
820		2	0.1%
830		106	5.2%
845		2	0.1%
900		119	5.9%
915		1	0.0%
930		26	1.3%
1000		47	2.3%
1030		8	0.4%
1100		13	0.6%
1130		4	0.2%
1200		6	0.3%
1300		1	0.0%
1400		1	0.0%
1830		1	0.0%

# <b>sleep01c:</b> 五.1.2.這孩子平常時(非假日)的睡覺狀況如何?固定, 大概____點起床			
Value	Label	Cases	Percentage
8888	不知道	1	0.0%
9996	跳答	214	10.5%
9999	遺漏值	2	0.1%
Warning: these figures indicate the number of cases found in the data file. They cannot be interpreted as summary statistics of the population of interest.			
# <b>sleep01d:</b> 五.1.3.這孩子平常時(非假日)的睡覺狀況如何?固定, 每天睡眠總計時間約____小時			
Information	[Type= discrete] [Format=numeric] [Range= 7-9999] [Missing=*]		
Statistics [NW/ W]	[Valid=2031 /-] [Invalid=0 /-]		
Value	Label	Cases	Percentage
7		1	0.0%
8		5	0.2%
8.5		2	0.1%
9		51	2.5%
9.5		18	0.9%
10		256	12.6%
10.5		86	4.2%
11		581	28.6%
11.3		1	0.0%
11.5		94	4.6%
12		506	24.9%
12.5		33	1.6%
13		117	5.8%
13.5		7	0.3%
14		34	1.7%
14.5		1	0.0%
15		14	0.7%
16		2	0.1%
8888	不知道	2	0.1%
9996	跳答	214	10.5%
9999	遺漏值	6	0.3%
Warning: these figures indicate the number of cases found in the data file. They cannot be interpreted as summary statistics of the population of interest.			
# <b>slequa1:</b> 五.2.這孩子最近容易半夜哭鬧, 而且需要較長時間(約半小時以上)安撫嗎?			
Information	[Type= discrete] [Format=numeric] [Range= 1-9999] [Missing=*]		
Statistics [NW/ W]	[Valid=2031 /-] [Invalid=0 /-]		
Value	Label	Cases	Percentage
1	不會	1705	83.9%
2	很少	246	12.1%
3	有時候	68	3.3%
4	常常	10	0.5%
5	拒答	0	
6	不知道	1	0.0%
9999	遺漏值	1	0.0%
Warning: these figures indicate the number of cases found in the data file. They cannot be interpreted as summary statistics of the population of interest.			

# slequa2: 五.3. 您覺得這孩子的睡眠品質			
Information		[Type= discrete] [Format=numeric] [Range= 1-9999] [Missing=*]	
Statistics [NW/ W]		[Valid=2031 /-] [Invalid=0 /-]	
Value	Label	Cases	Percentage
1	差	5	0.2%
2	不佳	62	3.1%
3	普通	524	25.8%
4	好	1436	70.7%
5	拒答	1	0.0%
6	不知道	1	0.0%
9999	遺漏值	2	0.1%
Warning: these figures indicate the number of cases found in the data file. They cannot be interpreted as summary statistics of the population of interest.			
# city1: 請問這孩子從出生到現在居住最久之地區為?			
Information		[Type= discrete] [Format=numeric] [Range= 1-9999] [Missing=*]	
Statistics [NW/ W]		[Valid=2031 /-] [Invalid=0 /-]	
Value	Label	Cases	Percentage
1	臺北市	216	10.6%
2	新北市	357	17.6%
3	基隆市	32	1.6%
4	桃園市	207	10.2%
5	新竹市	59	2.9%
6	新竹縣	91	4.5%
7	苗栗縣	33	1.6%
8	臺中市	219	10.8%
9	彰化縣	82	4.0%
10	南投縣	36	1.8%
11	雲林縣	58	2.9%
12	嘉義市	14	0.7%
13	嘉義縣	14	0.7%
14	臺南市	146	7.2%
15	高雄市	184	9.1%
16	屏東縣	42	2.1%
17	宜蘭縣	52	2.6%
18	花蓮縣	37	1.8%
19	臺東縣	21	1.0%
20	臺灣外島	1	0.0%
21	國外	11	0.5%
9999	遺漏值	119	5.9%
Warning: these figures indicate the number of cases found in the data file. They cannot be interpreted as summary statistics of the population of interest.			
# city2: 請問這孩子從出生到現在居住最久之地區為?國外			
Information		[Type= discrete] [Format=character] [Missing=*]	
Statistics [NW/ W]		[Valid=11 /-] [Invalid=0 /-]	
Value	Label	Cases	Percentage
中國大陸武漢市		1	9.1%

# **city2**: 請問這孩子從出生到現在居住最久之地區為?國外

Value	Label	Cases	Percentage
大陸		2	18.2%
大陸北京		1	9.1%
大陸廣東省		1	9.1%
法國		1	9.1%
泰國		1	9.1%
美國西雅圖		1	9.1%
越南		2	18.2%
香港		1	9.1%

*Warning: these figures indicate the number of cases found in the data file. They cannot be interpreted as summary statistics of the population of interest.*

# **wsel0**: 不等機率加權權值

<b>Information</b>	[Type= continuous] [Format=numeric] [Range= 0.772544143673342-1.36408191089671] [Missing=*]
<b>Statistics [NW/ W]</b>	[Valid=2031 /-] [Invalid=0 /-] [Mean=1.027 /-] [StdDev=0.184 /-]

# **w\_post\_sel**: 事後分層法權值(含**wsel0**)

<b>Information</b>	[Type= continuous] [Format=numeric] [Range= 0.595122935860363-1.1790638681753] [Missing=*]
<b>Statistics [NW/ W]</b>	[Valid=2031 /-] [Invalid=0 /-] [Mean=1 /-] [StdDev=0.133 /-]



File : data2				
# baby_id: 幼兒編號				
Information		[Type= discrete] [Format=character] [Missing=*]		
Statistics [NW/ W]		[Valid=275 /-] [Invalid=0 /-]		
Value	Label	Cases	Percentage	
C340002024		1		0.4%
C340103047		1		0.4%
C340204046		1		0.4%
C340603013		1		0.4%
C341102043		1		0.4%
C341202066		1		0.4%
C341203019		1		0.4%
C342702033		1		0.4%
C342702047		1		0.4%
C342702053		1		0.4%
C342703013		1		0.4%
C342704029		1		0.4%
C342704032		1		0.4%
C343202002		1		0.4%
C343203020		1		0.4%
C343604021		1		0.4%
C350303017		1		0.4%
C350804007		1		0.4%
C350804015		1		0.4%
C351402008		1		0.4%
C351402013		1		0.4%
C351403006		1		0.4%
C351403009		1		0.4%
C351403014		1		0.4%
C351502016		1		0.4%
C351503017		1		0.4%
C351503023		1		0.4%
C352302008		1		0.4%
C352302013		1		0.4%
C352303014		1		0.4%
C352303020		1		0.4%
C355703022		1		0.4%
C355704026		1		0.4%
C355803010		1		0.4%
C463702007		1		0.4%
C464002009		1		0.4%
C464003017		1		0.4%
C464004014		1		0.4%
E695003013		1		0.4%
E695102018		1		0.4%
N110402006		1		0.4%

## File : data2

# baby\_id: 幼兒編號

Value	Label	Cases	Percentage
N110403074		1	0.4%
N110404093		1	0.4%
N110502051		1	0.4%
N110502063		1	0.4%
N110502098		1	0.4%
N110502110		1	0.4%
N110503019		1	0.4%
N110503108		1	0.4%
N110503117		1	0.4%
N110504053		1	0.4%
N110504076		1	0.4%
N110504106		1	0.4%
N110504118		1	0.4%
N111002100		1	0.4%
N111002106		1	0.4%
N111003048		1	0.4%
N111003080		1	0.4%
N111003104		1	0.4%
N111004025		1	0.4%
N111004072		1	0.4%
N111102004		1	0.4%
N111102010		1	0.4%
N111102025		1	0.4%
N111102055		1	0.4%
N111102079		1	0.4%
N111102091		1	0.4%
N111102097		1	0.4%
N111102109		1	0.4%
N111102127		1	0.4%
N111103002		1	0.4%
N111103032		1	0.4%
N111103035		1	0.4%
N111103095		1	0.4%
N111103113		1	0.4%
N111103119		1	0.4%
N111103125		1	0.4%
N111104018		1	0.4%
N111104033		1	0.4%
N111104036		1	0.4%
N111104045		1	0.4%
N111104117		1	0.4%
N111104123		1	0.4%
N111402014		1	0.4%

## File : data2

# baby\_id: 幼兒編號

Value	Label	Cases	Percentage
N111402056		1	0.4%
N111402100		1	0.4%
N111403054		1	0.4%
N111403068		1	0.4%
N111604033		1	0.4%
N111604071		1	0.4%
N120002009		1	0.4%
N120403022		1	0.4%
N122002061		1	0.4%
N122002094		1	0.4%
N122002103		1	0.4%
N122003001		1	0.4%
N122003019		1	0.4%
N122004032		1	0.4%
N122004053		1	0.4%
N122004066		1	0.4%
N122004105		1	0.4%
N122102003		1	0.4%
N122102027		1	0.4%
N122103034		1	0.4%
N122104005		1	0.4%
N122104014		1	0.4%
N122104023		1	0.4%
N122104035		1	0.4%
N122702019		1	0.4%
N122703017		1	0.4%
N123103009		1	0.4%
N123104016		1	0.4%
N123402019		1	0.4%
N123402074		1	0.4%
N123402077		1	0.4%
N123403023		1	0.4%
N123404006		1	0.4%
N123404076		1	0.4%
N123404139		1	0.4%
N123404142		1	0.4%
N123502046		1	0.4%
N123502069		1	0.4%
N123503023		1	0.4%
N123503050		1	0.4%
N123503056		1	0.4%
N123503070		1	0.4%
N123503115		1	0.4%

## File : data2

# baby\_id: 幼兒編號

Value	Label	Cases	Percentage
N123504015		1	0.4%
N123504024		1	0.4%
N123504071		1	0.4%
N123504074		1	0.4%
N123504104		1	0.4%
N123603004		1	0.4%
N123603022		1	0.4%
N123604008		1	0.4%
N123604037		1	0.4%
N123702017		1	0.4%
N123802003		1	0.4%
N123902028		1	0.4%
N123903026		1	0.4%
N124203032		1	0.4%
N125102006		1	0.4%
N125104032		1	0.4%
N125104035		1	0.4%
N126103016		1	0.4%
N126502040		1	0.4%
N126504027		1	0.4%
N230012015		1	0.4%
N230034003		1	0.4%
N230502001		1	0.4%
N230502004		1	0.4%
N230502010		1	0.4%
N230503002		1	0.4%
N230503005		1	0.4%
N230503013		1	0.4%
N230503016		1	0.4%
N230504003		1	0.4%
N230504014		1	0.4%
N230504017		1	0.4%
N230504020		1	0.4%
N230702001		1	0.4%
N230702004		1	0.4%
N230702010		1	0.4%
N230702016		1	0.4%
N230702022		1	0.4%
N230702025		1	0.4%
N230702036		1	0.4%
N230702039		1	0.4%
N230702045		1	0.4%
N230703017		1	0.4%

## File : data2

# baby\_id: 幼兒編號

Value	Label	Cases	Percentage
N230703020		1	0.4%
N230703028		1	0.4%
N230703031		1	0.4%
N230703043		1	0.4%
N230703049		1	0.4%
N230703052		1	0.4%
N230704003		1	0.4%
N230704009		1	0.4%
N230704012		1	0.4%
N230704015		1	0.4%
N230704021		1	0.4%
N230704024		1	0.4%
N230704029		1	0.4%
N230704032		1	0.4%
N230704038		1	0.4%
N230704041		1	0.4%
N230704050		1	0.4%
N231002011		1	0.4%
N231002014		1	0.4%
N231003003		1	0.4%
N231004013		1	0.4%
N232002006		1	0.4%
N232002012		1	0.4%
N232002039		1	0.4%
N232002072		1	0.4%
N232003007		1	0.4%
N232003064		1	0.4%
N232004044		1	0.4%
N232004050		1	0.4%
N232004077		1	0.4%
N232602012		1	0.4%
N232602018		1	0.4%
N232602034		1	0.4%
N232602046		1	0.4%
N232603001		1	0.4%
N232603050		1	0.4%
N232604011		1	0.4%
N232604014		1	0.4%
N232604039		1	0.4%
N232604045		1	0.4%
N233004058		1	0.4%
N233004073		1	0.4%
N233303032		1	0.4%

## File : data2

# baby\_id: 幼兒編號

Value	Label	Cases	Percentage
N233304033		1	0.4%
N233802009		1	0.4%
N233803001		1	0.4%
N233803016		1	0.4%
N233803025		1	0.4%
N233804002		1	0.4%
N233804026		1	0.4%
N235803013		1	0.4%
N236602006		1	0.4%
N236603010		1	0.4%
N236603020		1	0.4%
N236604018		1	0.4%
N236802015		1	0.4%
S460012021		1	0.4%
S461104007		1	0.4%
S470403028		1	0.4%
S470903046		1	0.4%
S470904006		1	0.4%
S470904015		1	0.4%
S470904032		1	0.4%
S471002016		1	0.4%
S471002034		1	0.4%
S471003050		1	0.4%
S471004006		1	0.4%
S472102014		1	0.4%
S472102018		1	0.4%
S472104013		1	0.4%
S473703013		1	0.4%
S474502016		1	0.4%
S474503020		1	0.4%
S580403016		1	0.4%
S580404061		1	0.4%
S580404064		1	0.4%
S580502003		1	0.4%
S580502017		1	0.4%
S580503007		1	0.4%
S580602002		1	0.4%
S580602022		1	0.4%
S580603012		1	0.4%
S580603020		1	0.4%
S580703035		1	0.4%
S581102009		1	0.4%
S581102012		1	0.4%

## File : data2

# **baby\_id:** 幼兒編號

Value	Label	Cases	Percentage
S581103001		1	0.4%
S581202004		1	0.4%
S581403006		1	0.4%
S582903015		1	0.4%
S582904006		1	0.4%
S582904022		1	0.4%
S583002016		1	0.4%
S583002037		1	0.4%
S583003011		1	0.4%
S583004009		1	0.4%
S583004038		1	0.4%
S583004047		1	0.4%
S583004059		1	0.4%
S583103004		1	0.4%
S583103015		1	0.4%
S583104014		1	0.4%
S584204012		1	0.4%
S592603023		1	0.4%
S592604018		1	0.4%

*Warning: these figures indicate the number of cases found in the data file. They cannot be interpreted as summary statistics of the population of interest.*

# **interviewer\_id:** 訪員系統編號

<b>Information</b>	[Type= continuous] [Format=numeric] [Range= 20012-30117] [Missing=*]
<b>Statistics [NW/ W]</b>	[Valid=275 -/] [Invalid=0 -/] [Mean=24650.542 -/] [StdDev=4997.033 -/]

# **baby\_dob:** 幼兒生日

<b>Information</b>	[Type= discrete] [Format=character] [Missing=*]
<b>Statistics [NW/ W]</b>	[Valid=275 -/]

Value	Label	Cases	Percentage
2013-04-01		1	0.4%
2013-04-06		1	0.4%
2013-04-09		3	1.1%
2013-04-10		2	0.7%
2013-04-11		1	0.4%
2013-04-12		1	0.4%
2013-04-13		3	1.1%
2013-04-16		1	0.4%
2013-04-17		1	0.4%
2013-04-18		3	1.1%
2013-04-20		2	0.7%
2013-04-21		1	0.4%
2013-04-23		1	0.4%
2013-04-24		1	0.4%
2013-04-25		1	0.4%

## File : data2

# baby\_dob: 幼兒生日

Value	Label	Cases	Percentage
2013-04-28		3	1.1%
2013-04-30		2	0.7%
2013-05-01		3	1.1%
2013-05-03		1	0.4%
2013-05-04		2	0.7%
2013-05-07		1	0.4%
2013-05-09		3	1.1%
2013-05-10		1	0.4%
2013-05-15		1	0.4%
2013-05-18		1	0.4%
2013-05-19		2	0.7%
2013-05-20		1	0.4%
2013-05-21		1	0.4%
2013-05-22		1	0.4%
2013-05-23		3	1.1%
2013-05-25		1	0.4%
2013-05-26		1	0.4%
2013-05-28		3	1.1%
2013-06-04		1	0.4%
2013-06-05		1	0.4%
2013-06-10		3	1.1%
2013-06-12		3	1.1%
2013-06-13		1	0.4%
2013-06-16		2	0.7%
2013-06-17		1	0.4%
2013-06-19		2	0.7%
2013-06-20		1	0.4%
2013-06-22		1	0.4%
2013-06-23		2	0.7%
2013-06-24		1	0.4%
2013-06-29		2	0.7%
2013-07-01		2	0.7%
2013-07-03		2	0.7%
2013-07-05		2	0.7%
2013-07-06		1	0.4%
2013-07-07		1	0.4%
2013-07-12		2	0.7%
2013-07-13		1	0.4%
2013-07-16		2	0.7%
2013-07-17		1	0.4%
2013-07-18		1	0.4%
2013-07-19		1	0.4%
2013-07-21		1	0.4%



## File : data2

# baby\_dob: 幼兒生日

Value	Label	Cases	Percentage
2013-07-23		1	0.4%
2013-07-25		1	0.4%
2013-07-26		1	0.4%
2013-07-27		2	0.7%
2013-07-28		1	0.4%
2013-07-30		1	0.4%
2013-08-02		1	0.4%
2013-08-03		1	0.4%
2013-08-05		3	1.1%
2013-08-06		1	0.4%
2013-08-10		1	0.4%
2013-08-11		1	0.4%
2013-08-12		1	0.4%
2013-08-17		1	0.4%
2013-08-18		2	0.7%
2013-08-22		1	0.4%
2013-08-23		1	0.4%
2013-08-24		2	0.7%
2013-08-25		1	0.4%
2013-09-01		2	0.7%
2013-09-03		1	0.4%
2013-09-06		2	0.7%
2013-09-07		1	0.4%
2013-09-09		1	0.4%
2013-09-10		1	0.4%
2013-09-12		4	1.5%
2013-09-14		1	0.4%
2013-09-17		1	0.4%
2013-09-21		3	1.1%
2013-09-22		1	0.4%
2013-09-24		1	0.4%
2013-09-26		2	0.7%
2013-09-27		2	0.7%
2013-09-28		1	0.4%
2013-09-29		1	0.4%
2013-10-02		1	0.4%
2013-10-05		2	0.7%
2013-10-08		3	1.1%
2013-10-12		2	0.7%
2013-10-15		2	0.7%
2013-10-17		2	0.7%
2013-10-18		1	0.4%
2013-10-19		1	0.4%

## File : data2

# baby\_dob: 幼兒生日

Value	Label	Cases	Percentage
2013-10-23		1	0.4%
2013-10-25		2	0.7%
2013-10-26		3	1.1%
2013-10-30		1	0.4%
2013-10-31		1	0.4%
2013-11-01		1	0.4%
2013-11-02		2	0.7%
2013-11-04		3	1.1%
2013-11-05		2	0.7%
2013-11-12		1	0.4%
2013-11-14		2	0.7%
2013-11-16		1	0.4%
2013-11-19		1	0.4%
2013-11-20		1	0.4%
2013-11-21		3	1.1%
2013-11-25		3	1.1%
2013-11-27		2	0.7%
2013-11-28		1	0.4%
2013-11-29		1	0.4%
2013-11-30		1	0.4%
2013-12-02		1	0.4%
2013-12-03		1	0.4%
2013-12-04		1	0.4%
2013-12-08		1	0.4%
2013-12-09		1	0.4%
2013-12-11		3	1.1%
2013-12-13		4	1.5%
2013-12-14		3	1.1%
2013-12-18		1	0.4%
2013-12-19		2	0.7%
2013-12-20		1	0.4%
2013-12-21		2	0.7%
2013-12-22		1	0.4%
2013-12-24		1	0.4%
2013-12-25		1	0.4%
2013-12-26		1	0.4%
2013-12-27		2	0.7%
2013-12-30		1	0.4%
2014-01-01		3	1.1%
2014-01-05		1	0.4%
2014-01-06		1	0.4%
2014-01-08		1	0.4%
2014-01-11		2	0.7%

## File : data2

# baby\_dob: 幼兒生日

Value	Label	Cases	Percentage
2014-01-12		2	0.7%
2014-01-14		1	0.4%
2014-01-16		1	0.4%
2014-01-17		1	0.4%
2014-01-18		2	0.7%
2014-01-20		1	0.4%
2014-01-23		1	0.4%
2014-01-24		2	0.7%
2014-01-26		1	0.4%
2014-02-03		1	0.4%
2014-02-04		2	0.7%
2014-02-05		1	0.4%
2014-02-07		2	0.7%
2014-02-12		1	0.4%
2014-02-13		1	0.4%
2014-02-14		1	0.4%
2014-02-15		2	0.7%
2014-02-16		1	0.4%
2014-02-20		2	0.7%
2014-02-23		2	0.7%
2014-02-26		1	0.4%
2014-02-27		1	0.4%
2014-02-28		1	0.4%
2014-03-02		1	0.4%
2014-03-04		1	0.4%
2014-03-05		1	0.4%
2014-03-06		1	0.4%
2014-03-07		1	0.4%
2014-03-08		1	0.4%
2014-03-09		1	0.4%
2014-03-10		1	0.4%
2014-03-13		1	0.4%
2014-03-15		1	0.4%
2014-03-17		1	0.4%
2014-03-18		1	0.4%
2014-03-22		1	0.4%
2014-03-24		1	0.4%
2014-03-26		1	0.4%
2014-03-27		1	0.4%
2014-03-28		1	0.4%
2014-03-30		1	0.4%
2014-03-31		2	0.7%

Warning: these figures indicate the number of cases found in the data file. They cannot be interpreted as summary statistics of the population of interest.

## File : data2

# int\_date: 完訪日期

**Information** [Type= discrete] [Format=character] [Missing=\*]

**Statistics [NW/ W]** [Valid=275 /-]

Value	Label	Cases	Percentage
2017-03-06		1	0.4%
2017-03-10		1	0.4%
2017-03-14		1	0.4%
2017-03-16		1	0.4%
2017-03-22		2	0.7%
2017-03-25		1	0.4%
2017-03-31		1	0.4%
2017-04-08		2	0.7%
2017-04-09		1	0.4%
2017-04-13		1	0.4%
2017-04-17		1	0.4%
2017-04-19		1	0.4%
2017-04-20		2	0.7%
2017-04-21		1	0.4%
2017-04-22		2	0.7%
2017-04-24		1	0.4%
2017-04-25		1	0.4%
2017-04-27		1	0.4%
2017-04-29		1	0.4%
2017-04-30		1	0.4%
2017-05-01		1	0.4%
2017-05-04		1	0.4%
2017-05-05		1	0.4%
2017-05-06		1	0.4%
2017-05-07		2	0.7%
2017-05-08		3	1.1%
2017-05-12		1	0.4%
2017-05-13		1	0.4%
2017-05-15		2	0.7%
2017-05-17		1	0.4%
2017-05-18		1	0.4%
2017-05-21		1	0.4%
2017-05-23		1	0.4%
2017-05-24		1	0.4%
2017-05-25		1	0.4%
2017-05-27		1	0.4%
2017-05-28		1	0.4%
2017-05-29		2	0.7%
2017-05-31		1	0.4%
2017-06-01		4	1.5%
2017-06-02		1	0.4%

## File : data2

# int\_date: 完訪日期

Value	Label	Cases	Percentage
2017-06-05		1	0.4%
2017-06-07		2	0.7%
2017-06-08		3	1.1%
2017-06-09		2	0.7%
2017-06-10		1	0.4%
2017-06-14		1	0.4%
2017-06-15		3	1.1%
2017-06-16		2	0.7%
2017-06-17		2	0.7%
2017-06-18		1	0.4%
2017-06-19		1	0.4%
2017-06-20		3	1.1%
2017-06-21		2	0.7%
2017-06-22		1	0.4%
2017-06-24		2	0.7%
2017-06-25		2	0.7%
2017-06-26		2	0.7%
2017-06-29		1	0.4%
2017-07-06		3	1.1%
2017-07-08		1	0.4%
2017-07-12		1	0.4%
2017-07-13		1	0.4%
2017-07-17		1	0.4%
2017-07-19		2	0.7%
2017-07-21		1	0.4%
2017-07-25		1	0.4%
2017-07-28		1	0.4%
2017-07-29		1	0.4%
2017-08-01		1	0.4%
2017-08-02		2	0.7%
2017-08-06		2	0.7%
2017-08-07		2	0.7%
2017-08-09		2	0.7%
2017-08-10		1	0.4%
2017-08-11		1	0.4%
2017-08-12		1	0.4%
2017-08-13		1	0.4%
2017-08-14		1	0.4%
2017-08-16		2	0.7%
2017-08-21		1	0.4%
2017-08-22		1	0.4%
2017-08-27		1	0.4%
2017-08-28		4	1.5%

## File : data2

# int\_date: 完訪日期

Value	Label	Cases	Percentage
2017-08-29		1	0.4%
2017-08-30		2	0.7%
2017-08-31		1	0.4%
2017-09-01		4	1.5%
2017-09-03		1	0.4%
2017-09-04		1	0.4%
2017-09-09		1	0.4%
2017-09-11		1	0.4%
2017-09-12		3	1.1%
2017-09-15		2	0.7%
2017-09-21		2	0.7%
2017-09-24		1	0.4%
2017-09-27		1	0.4%
2017-09-28		1	0.4%
2017-10-01		1	0.4%
2017-10-06		1	0.4%
2017-10-07		1	0.4%
2017-10-08		1	0.4%
2017-10-09		1	0.4%
2017-10-11		1	0.4%
2017-10-16		1	0.4%
2017-10-17		1	0.4%
2017-10-19		2	0.7%
2017-10-22		1	0.4%
2017-10-23		2	0.7%
2017-10-24		1	0.4%
2017-10-25		2	0.7%
2017-10-27		1	0.4%
2017-10-28		1	0.4%
2017-10-29		1	0.4%
2017-10-30		2	0.7%
2017-10-31		1	0.4%
2017-11-02		1	0.4%
2017-11-03		1	0.4%
2017-11-05		1	0.4%
2017-11-09		2	0.7%
2017-11-10		2	0.7%
2017-11-11		2	0.7%
2017-11-13		3	1.1%
2017-11-14		3	1.1%
2017-11-18		1	0.4%
2017-11-21		1	0.4%
2017-11-22		1	0.4%

## File : data2

# int\_date: 完訪日期

Value	Label	Cases	Percentage
2017-11-23		1	0.4%
2017-11-24		1	0.4%
2017-11-26		2	0.7%
2017-11-27		1	0.4%
2017-11-28		2	0.7%
2017-11-29		1	0.4%
2017-11-30		1	0.4%
2017-12-01		2	0.7%
2017-12-02		1	0.4%
2017-12-04		3	1.1%
2017-12-05		1	0.4%
2017-12-07		1	0.4%
2017-12-10		1	0.4%
2017-12-15		2	0.7%
2017-12-16		1	0.4%
2017-12-17		2	0.7%
2017-12-18		1	0.4%
2017-12-20		1	0.4%
2017-12-23		1	0.4%
2017-12-24		1	0.4%
2017-12-25		2	0.7%
2017-12-26		2	0.7%
2017-12-27		1	0.4%
2017-12-29		1	0.4%
2018-01-01		2	0.7%
2018-01-02		1	0.4%
2018-01-09		1	0.4%
2018-01-10		1	0.4%
2018-01-11		1	0.4%
2018-01-13		1	0.4%
2018-01-14		1	0.4%
2018-01-15		2	0.7%
2018-01-18		1	0.4%
2018-01-20		3	1.1%
2018-01-21		2	0.7%
2018-01-24		1	0.4%
2018-01-25		1	0.4%
2018-01-26		1	0.4%
2018-01-27		2	0.7%
2018-01-30		1	0.4%
2018-02-01		1	0.4%
2018-02-05		1	0.4%
2018-02-07		1	0.4%

## File : data2

# **int\_date:** 完訪日期

Value	Label	Cases	Percentage
2018-02-11		1	<div></div> 0.4%
2018-02-12		1	<div></div> 0.4%
2018-02-13		2	<div></div> 0.7%
2018-02-15		1	<div></div> 0.4%
2018-02-20		1	<div></div> 0.4%
2018-02-22		1	<div></div> 0.4%
2018-02-23		2	<div></div> 0.7%
2018-02-25		2	<div></div> 0.7%
2018-02-26		1	<div></div> 0.4%
2018-02-27		1	<div></div> 0.4%
2018-02-28		1	<div></div> 0.4%
2018-03-01		1	<div></div> 0.4%
2018-03-04		2	<div></div> 0.7%
2018-03-06		2	<div></div> 0.7%
2018-03-07		1	<div></div> 0.4%
2018-03-09		2	<div></div> 0.7%
2018-03-18		1	<div></div> 0.4%
2018-03-21		1	<div></div> 0.4%
2018-03-22		1	<div></div> 0.4%
2018-03-23		1	<div></div> 0.4%
2018-03-31		1	<div></div> 0.4%
2018-04-02		1	<div></div> 0.4%
2018-04-21		1	<div></div> 0.4%
2018-04-25		1	<div></div> 0.4%
2018-04-28		1	<div></div> 0.4%
2018-05-07		1	<div></div> 0.4%
2018-05-15		1	<div></div> 0.4%
2018-06-07		1	<div></div> 0.4%

Warning: these figures indicate the number of cases found in the data file. They cannot be interpreted as summary statistics of the population of interest.

# **baby\_sex:** 幼兒性別

Information		[Type= discrete] [Format=numeric] [Range= 1-2] [Missing=*]	
Statistics [NW/ W]		[Valid=275 /-] [Invalid=0 /-]	
Value	Label	Cases	Percentage
1	男	141	<div></div> 51.3%
2	女	134	<div></div> 48.7%

Warning: these figures indicate the number of cases found in the data file. They cannot be interpreted as summary statistics of the population of interest.

# **relationship:** 受訪者與幼兒關係

Information		[Type= discrete] [Format=numeric] [Range= 2-31] [Missing=*]	
Statistics [NW/ W]		[Valid=275 /-] [Invalid=0 /-]	
Value	Label	Cases	Percentage
2	親生父親	0	
3	親生母親	0	



## File : data2

# relationship: 受訪者與幼兒關係

Value	Label	Cases	Percentage
4	養父	0	
5	養母	0	
6	繼父	0	
7	繼母	0	
8	寄養父親	0	
9	寄養母親	0	
10	祖父	32	11.6%
11	祖母	158	57.5%
12	外祖父	13	4.7%
13	外祖母	65	23.6%
14	伯父	0	
15	伯母	0	
16	叔叔	0	
17	嬸嬸	0	
18	姑姑	2	0.7%
19	姑丈	0	
20	舅舅	0	
21	舅媽	0	
22	阿姨	2	0.7%
23	姨丈	0	
24	兄弟	0	
25	表/堂兄弟	0	
26	姊妹	0	
27	表/堂姊妹	0	
28	保母	0	
29	鄰居	0	
30	父母親的男(女)朋友或同居人	0	
31	其他	3	1.1%

Warning: these figures indicate the number of cases found in the data file. They cannot be interpreted as summary statistics of the population of interest.

# pfc01: 一.1. 您是民國\_\_年出生的

Information		[Type= discrete] [Format=numeric] [Range= 20-9996] [Missing=*]	
Statistics [NW/ W]		[Valid=275 /-] [Invalid=0 /-]	
Value	Label	Cases	Percentage
20		1	<div><div></div></div> 0.4%
23		1	<div><div></div></div> 0.4%
24		3	<div><div></div></div> 1.1%
29		6	<div><div></div></div> 2.2%
30		4	<div><div></div></div> 1.5%
31		2	<div><div></div></div> 0.7%
32		1	<div><div></div></div> 0.4%
33		4	<div><div></div></div> 1.5%
34		5	<div><div></div></div> 1.8%
35		3	<div><div></div></div> 1.1%

## File : data2

# pfc01: 一.1.您是民國\_\_年出生的

Value	Label	Cases	Percentage
36		4	1.5%
37		8	2.9%
38		9	3.3%
39		13	4.7%
40		14	5.1%
41		13	4.7%
42		23	8.4%
43		18	6.5%
44		20	7.3%
45		14	5.1%
46		22	8.0%
47		15	5.5%
48		13	4.7%
49		11	4.0%
50		11	4.0%
51		8	2.9%
52		4	1.5%
53		6	2.2%
54		5	1.8%
56		1	0.4%
57		1	0.4%
58		2	0.7%
59		1	0.4%
62		1	0.4%
65		1	0.4%
66		1	0.4%
68		1	0.4%
73		1	0.4%
7777	拒答	4	1.5%
8888	不知道	0	
9996	不適用	0	


Warning: these figures indicate the number of cases found in the data file. They cannot be interpreted as summary statistics of the population of interest.

# pfc0201: 一.2.1.您及配偶的教育程度是：男方

Information		[Type= discrete] [Format=numeric] [Range= 1-9] [Missing=*]	
Statistics [NW/ W]		[Valid=275 /-] [Invalid=0 /-]	
Value	Label	Cases	Percentage
1	國小及以下	82	<div></div> 29.8%
2	國(初)中	54	<div></div> 19.6%
3	高中(職)	60	<div></div> 21.8%
4	專科	11	<div></div> 4.0%
5	大學/二技	16	<div></div> 5.8%
6	碩士及以上	5	<div></div> 1.8%
7	拒答	0	

## File : data2









### # pfc0201: 一.2.1.您及配偶的教育程度是：男方

Value	Label	Cases	Percentage
8	不知道	0	
9	不適用	47	 17.1%

Warning: these figures indicate the number of cases found in the data file. They cannot be interpreted as summary statistics of the population of interest.

### # pfc0202: 一.2.2.您及配偶的教育程度是：女方






Information	[Type= discrete] [Format=numeric] [Range= 1-9] [Missing=*]
Statistics [NW/ W]	[Valid=275 /-] [Invalid=0 /-]

Value	Label	Cases	Percentage
1	國小及以下	128	 46.5%
2	國(初)中	65	 23.6%
3	高中(職)	57	 20.7%
4	專科	8	 2.9%
5	大學/二技	10	 3.6%
6	碩士及以上	1	 0.4%
7	拒答	1	 0.4%
8	不知道	0	
9	不適用	5	 1.8%

Warning: these figures indicate the number of cases found in the data file. They cannot be interpreted as summary statistics of the population of interest.

### # pfc03: 一.3.您的原國籍




Information	[Type= discrete] [Format=numeric] [Range= 1-7] [Missing=*]
Statistics [NW/ W]	[Valid=275 /-] [Invalid=0 /-]

Value	Label	Cases	Percentage
1	本國(非原住民)[跳答第4題]	266	 96.7%
2	本國(原住民)[跳答第4題]	4	 1.5%
3	大陸地區[續答第3.3-3.4題]	0	
4	港澳[續答第3.3-3.4題]	1	 0.4%
5	東南亞[續答第3.1題及第3.3-3.4題]	3	 1.1%
6	其他亞洲國家[續答第3.2題及第3.3-3.4題]	1	 0.4%
7	其他國家[續答第3.3-3.4題]	0	

Warning: these figures indicate the number of cases found in the data file. They cannot be interpreted as summary statistics of the population of interest.

### # pfc0301: 一.3.1.您的原國籍(5)東南亞國籍為

Information	[Type= discrete] [Format=numeric] [Range= 1-9996] [Missing=*]
Statistics [NW/ W]	[Valid=275 /-] [Invalid=0 /-]

Value	Label	Cases	Percentage
1	越南	1	 0.4%
2	印尼	1	 0.4%
3	馬來西亞	0	
4	新加坡	0	
5	菲律賓	0	
6	泰國	0	
7	緬甸	1	 0.4%
8	柬埔寨	0	

File : data2

# pfc0301: — .3.1. 您的原國籍(5)東南亞國籍為

Value	Label	Cases	Percentage
9	其他東南亞國家	0	
9996	不適用/跳答	272	98.9%

Warning: these figures indicate the number of cases found in the data file. They cannot be interpreted as summary statistics of the population of interest.

# pfc0301a: — .3.1. 您的原國籍(5)東南亞國籍為其他東南亞國家(請說明)

Information	[Type= discrete] [Format=character] [Missing=*]
Statistics [NW/ W]	[Valid=0 /-] [Invalid=0 /-]

# pfc0302: — .3.2. 您的原國籍(6)其他亞洲國家國籍為

Information	[Type= discrete] [Format=numeric] [Range= 1-9996] [Missing=*]
Statistics [NW/ W]	[Valid=275 /-] [Invalid=0 /-]

Value	Label	Cases	Percentage
1	日本	0	
2	南韓	1	0.4%
3	其他	0	
9996	不適用/跳答	274	99.6%

Warning: these figures indicate the number of cases found in the data file. They cannot be interpreted as summary statistics of the population of interest.

# pfc0302a: — .3.2. 您的原國籍(6)其他亞洲國家國籍為其他(請說明)

Information	[Type= discrete] [Format=character] [Missing=*]
Statistics [NW/ W]	[Valid=0 /-] [Invalid=0 /-]

# pfc03a: — .3. 您的原國籍(7)其他國家(請說明)

Information	[Type= discrete] [Format=character] [Missing=*]
Statistics [NW/ W]	[Valid=0 /-] [Invalid=0 /-]

# pfc0303: — .3.3. 您在台灣居住的時間約\_\_年

Information	[Type= discrete] [Format=numeric] [Range= 2-9999] [Missing=*]
Statistics [NW/ W]	[Valid=275 /-] [Invalid=0 /-]

Value	Label	Cases	Percentage
2		1	0.4%
4		1	0.4%
24		1	0.4%
26		1	0.4%
29		1	0.4%
7777	拒答	0	
8888	不知道	0	
9996	不適用	270	98.2%
9999	遺漏值	0	

Warning: these figures indicate the number of cases found in the data file. They cannot be interpreted as summary statistics of the population of interest.

# pfc030401: — .3.4.1. 您中文的聽說讀寫能力如何?聽

Information	[Type= discrete] [Format=numeric] [Range= 1-9996] [Missing=*]
Statistics [NW/ W]	[Valid=275 /-] [Invalid=0 /-]

<b>File : data2</b>			
# pfc030401: 一.3.4.1.您中文的聽說讀寫能力如何?聽			
<b>Value</b>	<b>Label</b>	<b>Cases</b>	<b>Percentage</b>
1	完全不會	1	0.4%
2	稍弱	1	0.4%
3	尚可	0	
4	流利	2	0.7%
5	非常流利	1	0.4%
6	拒答	0	
9996	不適用	270	98.2%
Warning: these figures indicate the number of cases found in the data file. They cannot be interpreted as summary statistics of the population of interest.			
# pfc030402: 一.3.4.2.您中文的聽說讀寫能力如何?說			
<b>Information</b>	[Type= discrete] [Format=numeric] [Range= 1-9996] [Missing=*]		
<b>Statistics [NW/ W]</b>	[Valid=275 /-] [Invalid=0 /-]		
<b>Value</b>	<b>Label</b>	<b>Cases</b>	<b>Percentage</b>
1	完全不會	1	0.4%
2	稍弱	1	0.4%
3	尚可	0	
4	流利	2	0.7%
5	非常流利	1	0.4%
6	拒答	0	
9996	不適用	270	98.2%
Warning: these figures indicate the number of cases found in the data file. They cannot be interpreted as summary statistics of the population of interest.			
# pfc030403: 一.3.4.3.您中文的聽說讀寫能力如何?讀			
<b>Information</b>	[Type= discrete] [Format=numeric] [Range= 1-9996] [Missing=*]		
<b>Statistics [NW/ W]</b>	[Valid=275 /-] [Invalid=0 /-]		
<b>Value</b>	<b>Label</b>	<b>Cases</b>	<b>Percentage</b>
1	完全不會	2	0.7%
2	稍弱	2	0.7%
3	尚可	1	0.4%
4	流利	0	
5	非常流利	0	
6	拒答	0	
9996	不適用	270	98.2%
Warning: these figures indicate the number of cases found in the data file. They cannot be interpreted as summary statistics of the population of interest.			
# pfc030404: 一.3.4.4.您中文的聽說讀寫能力如何?寫			
<b>Information</b>	[Type= discrete] [Format=numeric] [Range= 1-9996] [Missing=*]		
<b>Statistics [NW/ W]</b>	[Valid=275 /-] [Invalid=0 /-]		
<b>Value</b>	<b>Label</b>	<b>Cases</b>	<b>Percentage</b>
1	完全不會	2	0.7%
2	稍弱	2	0.7%
3	尚可	1	0.4%
4	流利	0	
5	非常流利	0	

File : data2

# pfc030404: — .3.4.4. 您中文的聽說讀寫能力如何?寫

Value	Label	Cases	Percentage
6	拒答	0	
9996	不適用	270	98.2%

Warning: these figures indicate the number of cases found in the data file. They cannot be interpreted as summary statistics of the population of interest.

# pfc04: — .4. 您的婚姻狀況

Information	[Type= discrete] [Format=numeric] [Range= 1-8] [Missing=*]
Statistics [NW/ W]	[Valid=275 /-] [Invalid=0 /-]

Value	Label	Cases	Percentage
1	已婚	206	74.9%
2	離婚或分居	16	5.8%
3	同居但未結婚	1	0.4%
4	未結婚也未同居	5	1.8%
5	配偶過世	46	16.7%
6	其他	0	
7	拒答	1	0.4%
8	不知道	0	

Warning: these figures indicate the number of cases found in the data file. They cannot be interpreted as summary statistics of the population of interest.

# pfc04a: — .4. 您的婚姻狀況：其他(請說明)

Information	[Type= discrete] [Format=character] [Missing=*]
Statistics [NW/ W]	[Valid=0 /-] [Invalid=0 /-]

# pfc05: — .5. 您及配偶有吸菸的習慣嗎?

Information	[Type= discrete] [Format=numeric] [Range= 1-6] [Missing=*]
Statistics [NW/ W]	[Valid=275 /-] [Invalid=0 /-]

Value	Label	Cases	Percentage
1	都沒有	199	72.4%
2	只有男方有	65	23.6%
3	只有女方有	5	1.8%
4	雙方都有	1	0.4%
5	拒答	3	1.1%
6	不知道	2	0.7%

Warning: these figures indicate the number of cases found in the data file. They cannot be interpreted as summary statistics of the population of interest.

# pfc06: — .6. 您及配偶每星期有喝醉酒嗎?

Information	[Type= discrete] [Format=numeric] [Range= 1-6] [Missing=*]
Statistics [NW/ W]	[Valid=275 /-] [Invalid=0 /-]

Value	Label	Cases	Percentage
1	都沒有	265	96.4%
2	只有男方有	6	2.2%
3	只有女方有	0	
4	雙方都有	1	0.4%
5	拒答	2	0.7%
6	不知道	1	0.4%

Warning: these figures indicate the number of cases found in the data file. They cannot be interpreted as summary statistics of the population of interest.

## File : data2

### # pfc0701: 一.7.1. 您及配偶的工作狀況：男方

<b>Information</b>	[Type= discrete] [Format=numeric] [Range= 1-9] [Missing=*]
<b>Statistics [NW/ W]</b>	[Valid=275 /-] [Invalid=0 /-]

Value	Label	Cases	Percentage
1	全職工作(含自己開業、開店)	55	20.0%
2	兼職工作(例如：在家接案、按件計酬、臨時工、家教)	15	5.5%
3	已退休	121	44.0%
4	家管、或全職照顧這孩子	16	5.8%
5	待業或失業(有在找工作，但全職、兼職工作都還沒有找到)	0	
6	目前不打算工作(如因病、因求學等原因無法工作，或無意願工作)	5	1.8%
7	不知道	0	
8	不適用(例如：未婚、離婚、已過世)	62	22.5%
9	拒答	1	0.4%

Warning: these figures indicate the number of cases found in the data file. They cannot be interpreted as summary statistics of the population of interest.

### # pfc0702: 一.7.2. 您及配偶的工作狀況：女方

<b>Information</b>	[Type= discrete] [Format=numeric] [Range= 1-9] [Missing=*]
<b>Statistics [NW/ W]</b>	[Valid=275 /-] [Invalid=0 /-]

Value	Label	Cases	Percentage
1	全職工作(含自己開業、開店)	28	10.2%
2	兼職工作(例如：在家接案、按件計酬、臨時工、家教)	11	4.0%
3	已退休	24	8.7%
4	家管、或全職照顧這孩子	204	74.2%
5	待業或失業(有在找工作，但全職、兼職工作都還沒有找到)	0	
6	目前不打算工作(如因病、因求學等原因無法工作，或無意願工作)	0	
7	不知道	2	0.7%
8	不適用(例如：未婚、離婚、已過世)	6	2.2%
9	拒答	0	

Warning: these figures indicate the number of cases found in the data file. They cannot be interpreted as summary statistics of the population of interest.

### # pfc08: 一.8. 您每週照顧這孩子—小時

<b>Information</b>	[Type= discrete] [Format=numeric] [Range= 10-8888] [Missing=*]
<b>Statistics [NW/ W]</b>	[Valid=275 /-] [Invalid=0 /-]

Value	Label	Cases	Percentage
10		1	0.4%
12		4	1.5%
13		1	0.4%
14		1	0.4%
20		6	2.2%
24		2	0.7%
25		2	0.7%
27		1	0.4%
30		12	4.4%
32		1	0.4%

## File : data2

# pfc08: 一.8. 您每週照顧這孩子一小時

Value	Label	Cases	Percentage
35		4	1.5%
36		4	1.5%
38		1	0.4%
40		40	14.5%
42		2	0.7%
44		1	0.4%
45		21	7.6%
48		7	2.5%
50		44	16.0%
53		1	0.4%
55		8	2.9%
56		2	0.7%
57.5		1	0.4%
60		44	16.0%
63		1	0.4%
65		5	1.8%
66		3	1.1%
70		6	2.2%
72		5	1.8%
80		1	0.4%
84		6	2.2%
85		1	0.4%
88		1	0.4%
96		2	0.7%
100		3	1.1%
105		1	0.4%
120		19	6.9%
138		1	0.4%
140		1	0.4%
144		3	1.1%
168		4	1.5%
8888	不知道	1	0.4%

Warning: these figures indicate the number of cases found in the data file. They cannot be interpreted as summary statistics of the population of interest.

# pfc09: 一.9. 您最常說的語言是

Information		[Type= discrete] [Format=numeric] [Range= 1-9] [Missing=*]	
Statistics [NW/ W]		[Valid=275 /-] [Invalid=0 /-]	
Value	Label	Cases	Percentage
1	國語	135	49.1%
2	閩南語	103	37.5%
3	客語	35	12.7%
4	原住民族語	0	
5	英語	0	
6	?	1	0.4%



## File : data2

# pfc09: 一.9. 您最常說的語言是

Value	Label	Cases	Percentage
7	其他	1	0.4%
8	拒答	0	
9	不知道	0	

*Warning: these figures indicate the number of cases found in the data file. They cannot be interpreted as summary statistics of the population of interest.*

# pfc09a: 一.9. 您最常說的語言是：其他(請說明)

Information	[Type= discrete] [Format=character] [Missing=*]		
Statistics [NW/ W]	[Valid=1 /-] [Invalid=0 /-]		
Value	Label	Cases	Percentage
台語國語各一半		1	100.0%

*Warning: these figures indicate the number of cases found in the data file. They cannot be interpreted as summary statistics of the population of interest.*

# pfc10: 一.10. 您是否上過126小時的保母專業訓練課程?

Information	[Type= discrete] [Format=numeric] [Range= 1-6] [Missing=*]		
Statistics [NW/ W]	[Valid=275 /-] [Invalid=0 /-]		
Value	Label	Cases	Percentage
1	沒上過	244	88.7%
2	上過, 但沒上完	1	0.4%
3	上完126小時, 但沒領結業證書	2	0.7%
4	上完126小時, 且領有結業證書	28	10.2%
5	拒答	0	
6	不知道	0	

*Warning: these figures indicate the number of cases found in the data file. They cannot be interpreted as summary statistics of the population of interest.*

# pfc1101: 一.11.1. 過去3個月, 您及配偶是否會感覺悲傷、憂鬱、憂愁、不快樂?男方

Information	[Type= discrete] [Format=numeric] [Range= 1-7] [Missing=*]		
Statistics [NW/ W]	[Valid=275 /-] [Invalid=0 /-]		
Value	Label	Cases	Percentage
1	從不	129	46.9%
2	很少	63	22.9%
3	有時	14	5.1%
4	經常	6	2.2%
5	不知道	2	0.7%
6	拒答	1	0.4%
7	不適用	60	21.8%

*Warning: these figures indicate the number of cases found in the data file. They cannot be interpreted as summary statistics of the population of interest.*

# pfc1102: 一.11.2. 過去3個月, 您及配偶是否會感覺悲傷、憂鬱、憂愁、不快樂?女方

Information	[Type= discrete] [Format=numeric] [Range= 1-7] [Missing=*]		
Statistics [NW/ W]	[Valid=275 /-] [Invalid=0 /-]		
Value	Label	Cases	Percentage
1	從不	146	53.1%
2	很少	79	28.7%
3	有時	35	12.7%

## File : data2

# **pf1102:** 一. 11. 2. 過去3個月, 您及配偶是否會感覺悲傷、憂鬱、憂愁、不快樂? 女方

Value	Label	Cases	Percentage
4	經常	7	2.5%
5	不知道	2	0.7%
6	拒答	0	
7	不適用	6	2.2%

Warning: these figures indicate the number of cases found in the data file. They cannot be interpreted as summary statistics of the population of interest.

# **famc01:** 一. 1. 我帶這孩子拜訪親友或請親友到家裡來玩

Information	[Type= discrete] [Format=numeric] [Range= 1-5] [Missing=*]
Statistics [NW/ W]	[Valid=275 /-] [Invalid=0 /-]

Value	Label	Cases	Percentage
1	很少(平均一星期少於1次)	81	29.5%
2	有時(平均一星期1-2次)	87	31.6%
3	經常(平均一星期3-4次)	66	24.0%
4	很經常(平均一星期5-7次)	41	14.9%
5	拒答	0	

Warning: these figures indicate the number of cases found in the data file. They cannot be interpreted as summary statistics of the population of interest.

# **famc02:** 一. 2. 我帶這孩子到住家外面看看玩玩(例如：公園、市場、廟口)

Information	[Type= discrete] [Format=numeric] [Range= 1-5] [Missing=*]
Statistics [NW/ W]	[Valid=275 /-] [Invalid=0 /-]

Value	Label	Cases	Percentage
1	很少(平均一星期少於1次)	24	8.7%
2	有時(平均一星期1-2次)	70	25.5%
3	經常(平均一星期3-4次)	98	35.6%
4	很經常(平均一星期5-7次)	83	30.2%
5	拒答	0	

Warning: these figures indicate the number of cases found in the data file. They cannot be interpreted as summary statistics of the population of interest.

# **famevic01:** 一. 3. 我帶這孩子去書店或圖書館

Information	[Type= discrete] [Format=numeric] [Range= 1-5] [Missing=*]
Statistics [NW/ W]	[Valid=275 /-] [Invalid=0 /-]

Value	Label	Cases	Percentage
1	很少(平均一星期少於1次)	210	76.4%
2	有時(平均一星期1-2次)	44	16.0%
3	經常(平均一星期3-4次)	16	5.8%
4	很經常(平均一星期5-7次)	5	1.8%
5	拒答	0	

Warning: these figures indicate the number of cases found in the data file. They cannot be interpreted as summary statistics of the population of interest.

# **famc03:** 一. 4. 我讓這孩子玩按壓、抓取、踢腿、推、拉的物品(例如：球類、學步車)

Information	[Type= discrete] [Format=numeric] [Range= 1-5] [Missing=*]
Statistics [NW/ W]	[Valid=275 /-] [Invalid=0 /-]

Value	Label	Cases	Percentage
1	很少(平均一星期少於1次)	18	6.5%
2	有時(平均一星期1-2次)	39	14.2%

## File : data2

# famc03: 一.4.我讓這孩子玩按壓、抓取、踢腿、推、拉的物品(例如：球類、學步車)

Value	Label	Cases	Percentage
3	經常(平均一星期3-4次)	108	39.3%
4	很經常(平均一星期5-7次)	110	40.0%
5	拒答	0	

Warning: these figures indicate the number of cases found in the data file. They cannot be interpreted as summary statistics of the population of interest.

# famc04: 一.5.我讓這孩子玩抱枕、絨布玩具或家家酒的物品

Information	[Type= discrete] [Format=numeric] [Range= 1-5] [Missing=*]
Statistics [NW/ W]	[Valid=275 /-] [Invalid=0 /-]

Value	Label	Cases	Percentage
1	很少(平均一星期少於1次)	31	11.3%
2	有時(平均一星期1-2次)	44	16.0%
3	經常(平均一星期3-4次)	93	33.8%
4	很經常(平均一星期5-7次)	107	38.9%
5	拒答	0	

Warning: these figures indicate the number of cases found in the data file. They cannot be interpreted as summary statistics of the population of interest.

# famc05: 一.6.我讓這孩子玩訓練手眼協調的物品(例如：套套杯、拼圖、軟性積木等)

Information	[Type= discrete] [Format=numeric] [Range= 1-5] [Missing=*]
Statistics [NW/ W]	[Valid=275 /-] [Invalid=0 /-]

Value	Label	Cases	Percentage
1	很少(平均一星期少於1次)	33	12.0%
2	有時(平均一星期1-2次)	56	20.4%
3	經常(平均一星期3-4次)	87	31.6%
4	很經常(平均一星期5-7次)	99	36.0%
5	拒答	0	

Warning: these figures indicate the number of cases found in the data file. They cannot be interpreted as summary statistics of the population of interest.

# famc06: 一.7.我讓這孩子玩認識顏色、形狀、大小、數字的物品

Information	[Type= discrete] [Format=numeric] [Range= 1-5] [Missing=*]
Statistics [NW/ W]	[Valid=275 /-] [Invalid=0 /-]

Value	Label	Cases	Percentage
1	很少(平均一星期少於1次)	28	10.2%
2	有時(平均一星期1-2次)	55	20.0%
3	經常(平均一星期3-4次)	84	30.5%
4	很經常(平均一星期5-7次)	108	39.3%
5	拒答	0	

Warning: these figures indicate the number of cases found in the data file. They cannot be interpreted as summary statistics of the population of interest.

# famc07: 一.8.我讓孩子玩操作性的物品(例如：積木、麵糰、黏土、串珠、畫圖工具、雪花片、拼圖等)

Information	[Type= discrete] [Format=numeric] [Range= 1-5] [Missing=*]
Statistics [NW/ W]	[Valid=275 /-] [Invalid=0 /-]

Value	Label	Cases	Percentage
1	很少(平均一星期少於1次)	32	11.6%
2	有時(平均一星期1-2次)	61	22.2%
3	經常(平均一星期3-4次)	89	32.4%

## File : data2





# famc07: 一.8.我讓孩子玩操作性的物品(例如：積木、麵糰、黏土、串珠、畫圖工具、雪花片、拼圖等)

Value	Label	Cases	Percentage
4	很經常(平均一星期5-7次)	93	 33.8%
5	拒答	0	

Warning: these figures indicate the number of cases found in the data file. They cannot be interpreted as summary statistics of the population of interest.

# famc08: 一.9.有適合孩子參與的活動時，我會和這孩子一起參加(例如：親子共遊活動)





Information	[Type= discrete] [Format=numeric] [Range= 1-5] [Missing=*]
Statistics [NW/ W]	[Valid=275 /-] [Invalid=0 /-]

Value	Label	Cases	Percentage
1	很少(平均一星期少於1次)	145	 52.7%
2	有時(平均一星期1-2次)	76	 27.6%
3	經常(平均一星期3-4次)	32	 11.6%
4	很經常(平均一星期5-7次)	22	 8.0%
5	拒答	0	

Warning: these figures indicate the number of cases found in the data file. They cannot be interpreted as summary statistics of the population of interest.

# famc09: 一.10.我教導這孩子學習各種物品的名稱






Information	[Type= discrete] [Format=numeric] [Range= 1-5] [Missing=*]
Statistics [NW/ W]	[Valid=275 /-] [Invalid=0 /-]

Value	Label	Cases	Percentage
1	很少(平均一星期少於1次)	14	 5.1%
2	有時(平均一星期1-2次)	40	 14.5%
3	經常(平均一星期3-4次)	116	 42.2%
4	很經常(平均一星期5-7次)	105	 38.2%
5	拒答	0	

Warning: these figures indicate the number of cases found in the data file. They cannot be interpreted as summary statistics of the population of interest.

# famc10: 一.11.我教這孩子說「請」、「謝謝」、「對不起」





Information	[Type= discrete] [Format=numeric] [Range= 1-5] [Missing=*]
Statistics [NW/ W]	[Valid=275 /-] [Invalid=0 /-]

Value	Label	Cases	Percentage
1	很少(平均一星期少於1次)	11	 4.0%
2	有時(平均一星期1-2次)	53	 19.3%
3	經常(平均一星期3-4次)	79	 28.7%
4	很經常(平均一星期5-7次)	131	 47.6%
5	拒答	1	 0.4%

Warning: these figures indicate the number of cases found in the data file. They cannot be interpreted as summary statistics of the population of interest.

# famc11: 一.12.我讓這孩子學習空間概念(例如：上下、左右、前後)

Information	[Type= discrete] [Format=numeric] [Range= 1-5] [Missing=*]
Statistics [NW/ W]	[Valid=275 /-] [Invalid=0 /-]

Value	Label	Cases	Percentage
1	很少(平均一星期少於1次)	35	 12.7%
2	有時(平均一星期1-2次)	68	 24.7%
3	經常(平均一星期3-4次)	88	 32.0%
4	很經常(平均一星期5-7次)	83	 30.2%

<b>File : data2</b>			
# <b>famc11:</b> 一. 12. 我讓這孩子學習空間概念(例如：上下、左右、前後)			
<b>Value</b>	<b>Label</b>	<b>Cases</b>	<b>Percentage</b>
5	拒答	1	0.4%
<i>Warning: these figures indicate the number of cases found in the data file. They cannot be interpreted as summary statistics of the population of interest.</i>			
# <b>famc12:</b> 一. 13. 我讓這孩子學習認識數字			
<b>Information</b>	[Type= discrete] [Format=numeric] [Range= 1-5] [Missing=*]		
<b>Statistics [NW/ W]</b>	[Valid=275 /-] [Invalid=0 /-]		
<b>Value</b>	<b>Label</b>	<b>Cases</b>	<b>Percentage</b>
1	很少(平均一星期少於1次)	40	14.5%
2	有時(平均一星期1-2次)	72	26.2%
3	經常(平均一星期3-4次)	89	32.4%
4	很經常(平均一星期5-7次)	73	26.5%
5	拒答	1	0.4%
<i>Warning: these figures indicate the number of cases found in the data file. They cannot be interpreted as summary statistics of the population of interest.</i>			
# <b>famc13:</b> 一. 14. 我讓這孩子學習認識國字			
<b>Information</b>	[Type= discrete] [Format=numeric] [Range= 1-5] [Missing=*]		
<b>Statistics [NW/ W]</b>	[Valid=275 /-] [Invalid=0 /-]		
<b>Value</b>	<b>Label</b>	<b>Cases</b>	<b>Percentage</b>
1	很少(平均一星期少於1次)	191	69.5%
2	有時(平均一星期1-2次)	48	17.5%
3	經常(平均一星期3-4次)	22	8.0%
4	很經常(平均一星期5-7次)	14	5.1%
5	拒答	0	
<i>Warning: these figures indicate the number of cases found in the data file. They cannot be interpreted as summary statistics of the population of interest.</i>			
# <b>famevic02:</b> 一. 15. 我讓這孩子認識注音符號			
<b>Information</b>	[Type= discrete] [Format=numeric] [Range= 1-5] [Missing=*]		
<b>Statistics [NW/ W]</b>	[Valid=275 /-] [Invalid=0 /-]		
<b>Value</b>	<b>Label</b>	<b>Cases</b>	<b>Percentage</b>
1	很少(平均一星期少於1次)	199	72.4%
2	有時(平均一星期1-2次)	39	14.2%
3	經常(平均一星期3-4次)	20	7.3%
4	很經常(平均一星期5-7次)	17	6.2%
5	拒答	0	
<i>Warning: these figures indicate the number of cases found in the data file. They cannot be interpreted as summary statistics of the population of interest.</i>			
# <b>famevic03:</b> 一. 16. 我播放或唱童謠兒歌給這孩子聽			
<b>Information</b>	[Type= discrete] [Format=numeric] [Range= 1-5] [Missing=*]		
<b>Statistics [NW/ W]</b>	[Valid=275 /-] [Invalid=0 /-]		
<b>Value</b>	<b>Label</b>	<b>Cases</b>	<b>Percentage</b>
1	很少(平均一星期少於1次)	77	28.0%
2	有時(平均一星期1-2次)	64	23.3%
3	經常(平均一星期3-4次)	71	25.8%
4	很經常(平均一星期5-7次)	63	22.9%
5	拒答	0	

## File : data2





# famevic03: 一.16.我播放或唱童謠兒歌給這孩子聽

*Warning: these figures indicate the number of cases found in the data file. They cannot be interpreted as summary statistics of the population of interest.*

# famevic04: 一.17.我播放有聲書給這孩子聽

**Information** [Type= discrete] [Format=numeric] [Range= 1-5] [Missing=\*]

**Statistics [NW/ W]** [Valid=275 /-] [Invalid=0 /-]





Value	Label	Cases	Percentage
1	很少(平均一星期少於1次)	167	 60.7%
2	有時(平均一星期1-2次)	40	 14.5%
3	經常(平均一星期3-4次)	31	 11.3%
4	很經常(平均一星期5-7次)	37	 13.5%
5	拒答	0	

*Warning: these figures indicate the number of cases found in the data file. They cannot be interpreted as summary statistics of the population of interest.*

# famevic05: 一.18.我用適當的說話速度和語調與這孩子說話

**Information** [Type= discrete] [Format=numeric] [Range= 1-5] [Missing=\*]

**Statistics [NW/ W]** [Valid=275 /-] [Invalid=0 /-]

Value	Label	Cases	Percentage
1	很少(平均一星期少於1次)	10	 3.6%
2	有時(平均一星期1-2次)	41	 14.9%
3	經常(平均一星期3-4次)	122	 44.4%
4	很經常(平均一星期5-7次)	102	 37.1%
5	拒答	0	

*Warning: these figures indicate the number of cases found in the data file. They cannot be interpreted as summary statistics of the population of interest.*

# famevic06: 一.19.與孩子說話時，我會把他的話多加幾個字或引導他多說一些			
Information	[Type= discrete] [Format=numeric] [Range= 1-5] [Missing=*]		
Statistics [NW/ W]	[Valid=275 /-] [Invalid=0 /-]		
Value	Label	Cases	Percentage
1	很少(平均一星期少於1次)	37	<div><div></div></div> 13.5%
2	有時(平均一星期1-2次)	63	<div><div></div></div> 22.9%
3	經常(平均一星期3-4次)	100	<div><div></div></div> 36.4%
4	很經常(平均一星期5-7次)	75	<div><div></div></div> 27.3%
5	拒答	0	
Warning: these figures indicate the number of cases found in the data file. They cannot be interpreted as summary statistics of the population of interest.			
# famevic07: 一.20.我會和這孩子聊發生過的事(例如：帶孩子出去玩或孩子第一次自己穿衣服的事)			
Information	[Type= discrete] [Format=numeric] [Range= 1-5] [Missing=*]		
Statistics [NW/ W]	[Valid=275 /-] [Invalid=0 /-]		
Value	Label	Cases	Percentage
1	很少(平均一星期少於1次)	35	<div><div></div></div> 12.7%
2	有時(平均一星期1-2次)	82	<div><div></div></div> 29.8%
3	經常(平均一星期3-4次)	92	<div><div></div></div> 33.5%
4	很經常(平均一星期5-7次)	66	<div><div></div></div> 24.0%
5	拒答	0	
Warning: these figures indicate the number of cases found in the data file. They cannot be interpreted as summary statistics of the population of interest.			
# famc14: 一.21.這孩子出聲或說話時，我會說話回應			
Information	[Type= discrete] [Format=numeric] [Range= 1-5] [Missing=*]		
Statistics [NW/ W]	[Valid=275 /-] [Invalid=0 /-]		
Value	Label	Cases	Percentage
1	很少(平均一星期少於1次)	1	<div><div></div></div> 0.4%
2	有時(平均一星期1-2次)	9	<div><div></div></div> 3.3%
3	經常(平均一星期3-4次)	116	<div><div></div></div> 42.2%
4	很經常(平均一星期5-7次)	149	<div><div></div></div> 54.2%
5	拒答	0	
Warning: these figures indicate the number of cases found in the data file. They cannot be interpreted as summary statistics of the population of interest.			
# famc15: 一.22.我親親或抱抱這孩子			
Information	[Type= discrete] [Format=numeric] [Range= 1-5] [Missing=*]		
Statistics [NW/ W]	[Valid=275 /-] [Invalid=0 /-]		
Value	Label	Cases	Percentage
1	很少(平均一星期少於1次)	38	<div><div></div></div> 13.8%
2	有時(平均一星期1-2次)	40	<div><div></div></div> 14.5%
3	經常(平均一星期3-4次)	69	<div><div></div></div> 25.1%
4	很經常(平均一星期5-7次)	128	<div><div></div></div> 46.5%
5	拒答	0	
Warning: these figures indicate the number of cases found in the data file. They cannot be interpreted as summary statistics of the population of interest.			
# famc16: 一.23.我做事情的時候，也會和這孩子說話			
Information	[Type= discrete] [Format=numeric] [Range= 1-5] [Missing=*]		
Statistics [NW/ W]	[Valid=275 /-] [Invalid=0 /-]		

# famc16: 一.23.我做事的時候，也會和這孩子說話				
Value	Label	Cases	Percentage	
1	很少(平均一星期少於1次)	17	<div><div></div></div>	6.2%
2	有時(平均一星期1-2次)	60	<div><div></div></div>	21.8%
3	經常(平均一星期3-4次)	94	<div><div></div></div>	34.2%
4	很經常(平均一星期5-7次)	104	<div><div></div></div>	37.8%
5	拒答	0		
Warning: these figures indicate the number of cases found in the data file. They cannot be interpreted as summary statistics of the population of interest.				
# famc17: 一.24.當孩子不聽話時，我責罵這孩子				
Information	[Type= discrete] [Format=numeric] [Range= 1-5] [Missing=*]			
Statistics [NW/ W]	[Valid=275 /-] [Invalid=0 /-]			
Value	Label	Cases	Percentage	
1	很少(平均一星期少於1次)	36	<div><div></div></div>	13.1%
2	有時(平均一星期1-2次)	101	<div><div></div></div>	36.7%
3	經常(平均一星期3-4次)	98	<div><div></div></div>	35.6%
4	很經常(平均一星期5-7次)	40	<div><div></div></div>	14.5%
5	拒答	0		
Warning: these figures indicate the number of cases found in the data file. They cannot be interpreted as summary statistics of the population of interest.				
# famc18: 一.25.必要時，我用限制這孩子的行動來管教他(例如：罰站、不准玩玩具)				
Information	[Type= discrete] [Format=numeric] [Range= 1-5] [Missing=*]			
Statistics [NW/ W]	[Valid=275 /-] [Invalid=0 /-]			
Value	Label	Cases	Percentage	
1	很少(平均一星期少於1次)	88	<div><div></div></div>	32.0%
2	有時(平均一星期1-2次)	110	<div><div></div></div>	40.0%
3	經常(平均一星期3-4次)	60	<div><div></div></div>	21.8%
4	很經常(平均一星期5-7次)	17	<div><div></div></div>	6.2%
5	拒答	0		
Warning: these figures indicate the number of cases found in the data file. They cannot be interpreted as summary statistics of the population of interest.				
# famc19: 一.26.當這孩子行為失控時，我打孩子				
Information	[Type= discrete] [Format=numeric] [Range= 1-5] [Missing=*]			
Statistics [NW/ W]	[Valid=275 /-] [Invalid=0 /-]			
Value	Label	Cases	Percentage	
1	很少(平均一星期少於1次)	169	<div><div></div></div>	61.5%
2	有時(平均一星期1-2次)	93	<div><div></div></div>	33.8%
3	經常(平均一星期3-4次)	7	<div><div></div></div>	2.5%
4	很經常(平均一星期5-7次)	6	<div><div></div></div>	2.2%
5	拒答	0		
Warning: these figures indicate the number of cases found in the data file. They cannot be interpreted as summary statistics of the population of interest.				
# famc20: 一.27.我保持這孩子的生活環境乾淨整齊(主要照顧者回答)				
Information	[Type= discrete] [Format=numeric] [Range= 1-5] [Missing=*]			
Statistics [NW/ W]	[Valid=275 /-] [Invalid=0 /-]			
Value	Label	Cases	Percentage	
1	很少(平均一星期少於1次)	3	<div><div></div></div>	1.1%
2	有時(平均一星期1-2次)	32	<div><div></div></div>	11.6%



# famc20: 一. 27. 我保持這孩子的生活環境乾淨整齊(主要照顧者回答)			
Value	Label	Cases	Percentage
3	經常(平均一星期3-4次)	132	<div><div></div></div> 48.0%
4	很經常(平均一星期5-7次)	108	<div><div></div></div> 39.3%
5	拒答	0	
Warning: these figures indicate the number of cases found in the data file. They cannot be interpreted as summary statistics of the population of interest.			
# famc21: 一. 27. 我保持這孩子的生活環境乾淨整齊(訪員需要觀察的題目)			
Information	[Type= discrete] [Format=numeric] [Range= 1-5] [Missing=*]		
Statistics [NW/ W]	[Valid=275 /-] [Invalid=0 /-]		
Value	Label	Cases	Percentage
1	非常髒亂	0	
2	髒亂	11	<div><div></div></div> 4.0%
3	乾淨	205	<div><div></div></div> 74.5%
4	非常乾淨	36	<div><div></div></div> 13.1%
5	無法觀察到	23	<div><div></div></div> 8.4%
Warning: these figures indicate the number of cases found in the data file. They cannot be interpreted as summary statistics of the population of interest.			
# famevic08: 一. 31. 家中適合這個孩子年齡的書有幾本(包含購買、他人贈送、借閱)?			
Information	[Type= discrete] [Format=numeric] [Range= 1-9999] [Missing=*]		
Statistics [NW/ W]	[Valid=275 /-] [Invalid=0 /-]		
Value	Label	Cases	Percentage
1	0-30本	173	<div><div></div></div> 62.9%
2	31-60本	50	<div><div></div></div> 18.2%
3	61-90本	22	<div><div></div></div> 8.0%
4	91-120本	14	<div><div></div></div> 5.1%
5	121-150本	1	<div><div></div></div> 0.4%
6	151-180本	3	<div><div></div></div> 1.1%
7	超過180本	9	<div><div></div></div> 3.3%
8	拒答	0	
9	不知道	2	<div><div></div></div> 0.7%
9999	遺漏值	1	<div><div></div></div> 0.4%
Warning: these figures indicate the number of cases found in the data file. They cannot be interpreted as summary statistics of the population of interest.			
# famevic09: 一. 32. 您唸書給孩子聽的次數?			
Information	[Type= discrete] [Format=numeric] [Range= 1-9999] [Missing=*]		
Statistics [NW/ W]	[Valid=275 /-] [Invalid=0 /-]		
Value	Label	Cases	Percentage
1	沒有, 尚未開始[跳答第34題]	135	<div><div></div></div> 49.1%
2	每週少於1次	47	<div><div></div></div> 17.1%
3	每週1-3次	64	<div><div></div></div> 23.3%
4	每週4-6次	15	<div><div></div></div> 5.5%
5	每週7-9次	7	<div><div></div></div> 2.5%
6	每週10-12次	2	<div><div></div></div> 0.7%
7	每週13次以上	4	<div><div></div></div> 1.5%
8	拒答	0	
9	不知道	0	
9999	遺漏值	1	<div><div></div></div> 0.4%

# famevic09: 一.32.您唸書給孩子聽的次數?			
Warning: these figures indicate the number of cases found in the data file. They cannot be interpreted as summary statistics of the population of interest.			
# famevic10: 一.33.您平均每次唸多少時間的書給這孩子聽?			
Information	[Type= discrete] [Format=numeric] [Range= 1-9999] [Missing=*]		
Statistics [NW/ W]	[Valid=275 /-] [Invalid=0 /-]		
Value	Label	Cases	Percentage
1	20分鐘以內	109	<div><div></div></div> 39.6%
2	21-40分鐘	26	<div><div></div></div> 9.5%
3	41-60分鐘	4	<div><div></div></div> 1.5%
4	61-80分鐘	0	
5	81-100分鐘	0	
6	101-120分鐘	0	
7	120分鐘以上	0	
8	拒答	0	
9	不知道	0	
9999	不適用/跳答或遺漏值	136	<div><div></div></div> 49.5%
Warning: these figures indicate the number of cases found in the data file. They cannot be interpreted as summary statistics of the population of interest.			
# famevic1101: 一.34.這孩子會使用或玩到哪些電子產品?1.智慧型手機			
Information	[Type= discrete] [Format=numeric] [Range= 0-1] [Missing=*]		
Statistics [NW/ W]	[Valid=275 /-] [Invalid=0 /-]		
Value	Label	Cases	Percentage
0	沒有	145	<div><div></div></div> 52.7%
1	有	130	<div><div></div></div> 47.3%
Warning: these figures indicate the number of cases found in the data file. They cannot be interpreted as summary statistics of the population of interest.			
# famevic1102: 一.34.這孩子會使用或玩到哪些電子產品?2.平板電腦			
Information	[Type= discrete] [Format=numeric] [Range= 0-1] [Missing=*]		
Statistics [NW/ W]	[Valid=275 /-] [Invalid=0 /-]		
Value	Label	Cases	Percentage
0	沒有	207	<div><div></div></div> 75.3%
1	有	68	<div><div></div></div> 24.7%
Warning: these figures indicate the number of cases found in the data file. They cannot be interpreted as summary statistics of the population of interest.			
# famevic1103: 一.34.這孩子會使用或玩到哪些電子產品?3.桌上型電腦			
Information	[Type= discrete] [Format=numeric] [Range= 0-1] [Missing=*]		
Statistics [NW/ W]	[Valid=275 /-] [Invalid=0 /-]		
Value	Label	Cases	Percentage
0	沒有	257	<div><div></div></div> 93.5%
1	有	18	<div><div></div></div> 6.5%
Warning: these figures indicate the number of cases found in the data file. They cannot be interpreted as summary statistics of the population of interest.			
# famevic1104: 一.34.這孩子會使用或玩到哪些電子產品?4.筆記型電腦			
Information	[Type= discrete] [Format=numeric] [Range= 0-1] [Missing=*]		
Statistics [NW/ W]	[Valid=275 /-] [Invalid=0 /-]		
Value	Label	Cases	Percentage
0	沒有	270	<div><div></div></div> 98.2%
1	有	5	<div><div></div></div> 1.8%

# famevic1104: 一.34.這孩子會使用或玩到哪些電子產品?4.筆記型電腦			
Warning: these figures indicate the number of cases found in the data file. They cannot be interpreted as summary statistics of the population of interest.			
# famevic1105: 一.34.這孩子會使用或玩到哪些電子產品?5.電視遊樂器(例如:Wi i、Xbox)			
Information	[Type= discrete] [Format=numeric] [Range= 0-1] [Missing=*]		
Statistics [NW/ W]	[Valid=275 /-] [Invalid=0 /-]		
Value	Label	Cases	Percentage
0	沒有	270	98.2%
1	有	5	1.8%
Warning: these figures indicate the number of cases found in the data file. They cannot be interpreted as summary statistics of the population of interest.			
# famevic1106: 一.34.這孩子會使用或玩到哪些電子產品?6.電視(包含各類影音媒體, 例如: DVD、VCD)			
Information	[Type= discrete] [Format=numeric] [Range= 0-1] [Missing=*]		
Statistics [NW/ W]	[Valid=275 /-] [Invalid=0 /-]		
Value	Label	Cases	Percentage
0	沒有	42	15.3%
1	有	233	84.7%
Warning: these figures indicate the number of cases found in the data file. They cannot be interpreted as summary statistics of the population of interest.			
# famevic1107: 一.34.這孩子會使用或玩到哪些電子產品?7.從未使用或玩過以上這些產品(選此選項者不可選其他選項)			
Information	[Type= discrete] [Format=numeric] [Range= 0-1] [Missing=*]		
Statistics [NW/ W]	[Valid=275 /-] [Invalid=0 /-]		
Value	Label	Cases	Percentage
0	沒有	262	95.3%
1	有	13	4.7%
Warning: these figures indicate the number of cases found in the data file. They cannot be interpreted as summary statistics of the population of interest.			
# famevic1108: 一.34.這孩子會使用或玩到哪些電子產品?8.拒答(選此選項者不可選其他選項)			
Information	[Type= discrete] [Format=numeric] [Range= 0-1] [Missing=*]		
Statistics [NW/ W]	[Valid=275 /-] [Invalid=0 /-]		
Value	Label	Cases	Percentage
0	沒有	275	100.0%
1	有	0	
Warning: these figures indicate the number of cases found in the data file. They cannot be interpreted as summary statistics of the population of interest.			
# famevic1109: 一.34.這孩子會使用或玩到哪些電子產品?9.不知道(選此選項者不可選其他選項)			
Information	[Type= discrete] [Format=numeric] [Range= 0-1] [Missing=*]		
Statistics [NW/ W]	[Valid=275 /-] [Invalid=0 /-]		
Value	Label	Cases	Percentage
0	沒有	274	99.6%
1	有	1	0.4%
Warning: these figures indicate the number of cases found in the data file. They cannot be interpreted as summary statistics of the population of interest.			
# famevic1201: 一.35.1.這孩子平均每天看多久電視(含各類影音媒體)?			
Information	[Type= discrete] [Format=numeric] [Range= 1-14] [Missing=*]		
Statistics [NW/ W]	[Valid=275 /-] [Invalid=0 /-]		
Value	Label	Cases	Percentage
1	不看/沒有	6	2.2%

# famevic1201: 一.35.1.這孩子平均每天看多久電視(含各類影音媒體)?			
Value	Label	Cases	Percentage
2	0.5小時以內	27	<div><div></div></div> 9.8%
3	0.5-1小時以內	57	<div><div></div></div> 20.7%
4	1-1.5小時以內	44	<div><div></div></div> 16.0%
5	1.5-2小時以內	52	<div><div></div></div> 18.9%
6	2-2.5小時以內	19	<div><div></div></div> 6.9%
7	2.5-3小時以內	25	<div><div></div></div> 9.1%
8	3-3.5小時以內	14	<div><div></div></div> 5.1%
9	3.5-4小時以內	13	<div><div></div></div> 4.7%
10	4-4.5小時以內	3	<div><div></div></div> 1.1%
11	4.5-5小時以內	5	<div><div></div></div> 1.8%
12	5小時以上	10	<div><div></div></div> 3.6%
13	拒答	0	
14	不知道	0	
Warning: these figures indicate the number of cases found in the data file. They cannot be interpreted as summary statistics of the population of interest.			
# famevic1202: 一.35.2.除了電視, 這孩子平均每天接觸多久電子產品(例如: 電腦、平板、手機)?			
Information	[Type= discrete] [Format=numeric] [Range= 1-14] [Missing=*]		
Statistics [NW/ W]	[Valid=275 /-] [Invalid=0 /-]		
Value	Label	Cases	Percentage
1	不看/沒有	119	<div><div></div></div> 43.3%
2	0.5小時以內	75	<div><div></div></div> 27.3%
3	0.5-1小時以內	40	<div><div></div></div> 14.5%
4	1-1.5小時以內	8	<div><div></div></div> 2.9%
5	1.5-2小時以內	15	<div><div></div></div> 5.5%
6	2-2.5小時以內	6	<div><div></div></div> 2.2%
7	2.5-3小時以內	6	<div><div></div></div> 2.2%
8	3-3.5小時以內	0	
9	3.5-4小時以內	1	<div><div></div></div> 0.4%
10	4-4.5小時以內	0	
11	4.5-5小時以內	0	
12	5小時以上	4	<div><div></div></div> 1.5%
13	拒答	0	
14	不知道	1	<div><div></div></div> 0.4%
Warning: these figures indicate the number of cases found in the data file. They cannot be interpreted as summary statistics of the population of interest.			
# famevic1301: 一.36.1.這孩子醒著時, 您平日平均每天花多少時間和這孩子相處互動(例如: 遊戲、共讀、吃飯、講話等)			
Information	[Type= discrete] [Format=numeric] [Range= 1-9999] [Missing=*]		
Statistics [NW/ W]	[Valid=275 /-] [Invalid=0 /-]		
Value	Label	Cases	Percentage
1	沒有	1	<div><div></div></div> 0.4%
2	1小時以內	1	<div><div></div></div> 0.4%
3	1-2小時以內	1	<div><div></div></div> 0.4%
4	2-3小時以內	4	<div><div></div></div> 1.5%
5	3-4小時以內	9	<div><div></div></div> 3.3%
6	4-5小時以內	23	<div><div></div></div> 8.4%

# famevic1301: 一.36.1. 這孩子醒著時，您平日平均每天花多少時間和這孩子相處互動(例如：遊戲、共讀、吃飯、講話等)

Value	Label	Cases	Percentage
7	5-6小時以內	44	16.0%
8	6-7小時以內	29	10.5%
9	7-8小時以內	32	11.6%
10	8-9小時以內	24	8.7%
11	9-10小時以內	19	6.9%
12	10小時以上	86	31.3%
13	拒答	0	
14	不知道	1	0.4%
9999	遺漏值	1	0.4%

Warning: these figures indicate the number of cases found in the data file. They cannot be interpreted as summary statistics of the population of interest.

# famevic1302: 一.36.2. 這孩子醒著時，您假日平均每天花多少時間和這孩子相處互動(例如：遊戲、共讀、吃飯、講話等)

Information	[Type= discrete] [Format=numeric] [Range= 1-9999] [Missing=*]
Statistics [NW/ W]	[Valid=275 /-] [Invalid=0 /-]

Value	Label	Cases	Percentage
1	沒有	83	30.2%
2	1小時以內	19	6.9%
3	1-2小時以內	44	16.0%
4	2-3小時以內	23	8.4%
5	3-4小時以內	30	10.9%
6	4-5小時以內	13	4.7%
7	5-6小時以內	16	5.8%
8	6-7小時以內	9	3.3%
9	7-8小時以內	8	2.9%
10	8-9小時以內	0	
11	9-10小時以內	4	1.5%
12	10小時以上	24	8.7%
13	拒答	0	
14	不知道	1	0.4%
9999	遺漏值	1	0.4%

Warning: these figures indicate the number of cases found in the data file. They cannot be interpreted as summary statistics of the population of interest.

# famevic14: 一.37. 您覺得在家中幫您做家事或照顧孩子的人手足夠嗎?

Information	[Type= discrete] [Format=numeric] [Range= 1-9999] [Missing=*]
Statistics [NW/ W]	[Valid=275 /-] [Invalid=0 /-]

Value	Label	Cases	Percentage
1	很不足夠	6	2.2%
2	稍嫌不足	28	10.2%
3	尚且足夠	163	59.3%
4	很充裕	76	27.6%
5	拒答	1	0.4%
6	不知道	0	
9999	遺漏值	1	0.4%

Warning: these figures indicate the number of cases found in the data file. They cannot be interpreted as summary statistics of the population of interest.

# famevic16: 一.38.孩子住家是否有室外空間(例如：院子或公用設施)能讓這孩子活動?			
Information	[Type= discrete] [Format=numeric] [Range= 1-4] [Missing=*]		
Statistics [NW/ W]	[Valid=275 /-] [Invalid=0 /-]		
Value	Label	Cases	Percentage
1	沒有	74	<div><div></div></div> 26.9%
2	有[續答第38.1題]	201	<div><div></div></div> 73.1%
3	拒答	0	
4	不知道	0	
Warning: these figures indicate the number of cases found in the data file. They cannot be interpreted as summary statistics of the population of interest.			
# famevic1601: 一.38.1孩子住家的室外空間有哪些場地或活動設施?1.可讓孩子抓握(攀爬或懸吊)的器材			
Information	[Type= discrete] [Format=numeric] [Range= 0-9996] [Missing=*]		
Statistics [NW/ W]	[Valid=275 /-] [Invalid=0 /-]		
Value	Label	Cases	Percentage
0	沒有	66	<div><div></div></div> 24.0%
1	有	135	<div><div></div></div> 49.1%
9996	不適用/跳答	74	<div><div></div></div> 26.9%
Warning: these figures indicate the number of cases found in the data file. They cannot be interpreted as summary statistics of the population of interest.			
# famevic1602: 一.38.1孩子住家的室外空間有哪些場地或活動設施?2.樓梯(至少有兩階)			
Information	[Type= discrete] [Format=numeric] [Range= 0-9996] [Missing=*]		
Statistics [NW/ W]	[Valid=275 /-] [Invalid=0 /-]		
Value	Label	Cases	Percentage
0	沒有	31	<div><div></div></div> 11.3%
1	有	170	<div><div></div></div> 61.8%
9996	不適用/跳答	74	<div><div></div></div> 26.9%
Warning: these figures indicate the number of cases found in the data file. They cannot be interpreted as summary statistics of the population of interest.			
# famevic1603: 一.38.1孩子住家的室外空間有哪些場地或活動設施?3.可爬上爬下的器材或平台(至少20公分高)			
Information	[Type= discrete] [Format=numeric] [Range= 0-9996] [Missing=*]		
Statistics [NW/ W]	[Valid=275 /-] [Invalid=0 /-]		
Value	Label	Cases	Percentage
0	沒有	40	<div><div></div></div> 14.5%
1	有	161	<div><div></div></div> 58.5%
9996	不適用/跳答	74	<div><div></div></div> 26.9%
Warning: these figures indicate the number of cases found in the data file. They cannot be interpreted as summary statistics of the population of interest.			
# famevic1604: 一.38.1孩子住家的室外空間有哪些場地或活動設施?4.不同角度的斜坡或斜面			
Information	[Type= discrete] [Format=numeric] [Range= 0-9996] [Missing=*]		
Statistics [NW/ W]	[Valid=275 /-] [Invalid=0 /-]		
Value	Label	Cases	Percentage
0	沒有	46	<div><div></div></div> 16.7%
1	有	155	<div><div></div></div> 56.4%
9996	不適用/跳答	74	<div><div></div></div> 26.9%
Warning: these figures indicate the number of cases found in the data file. They cannot be interpreted as summary statistics of the population of interest.			
# famevic1605: 一.38.1孩子住家的室外空間有哪些場地或活動設施?5.其他			
Information	[Type= discrete] [Format=numeric] [Range= 0-9996] [Missing=*]		

# famevic1605: 一.38.1孩子住家的室外空間有哪些場地或活動設施?5.其他			
Statistics [NW/ W]		[Valid=275 /-] [Invalid=0 /-]	
Value	Label	Cases	Percentage
0	沒有	180	<div><div></div></div> 65.5%
1	有	21	<div><div></div></div> 7.6%
9996	不適用/跳答	74	<div><div></div></div> 26.9%
Warning: these figures indicate the number of cases found in the data file. They cannot be interpreted as summary statistics of the population of interest.			
# famevic1605a: 一.38.1孩子住家的室外空間有哪些場地或活動設施?5.其他(請說明)			
Information		[Type= discrete] [Format=character] [Missing=*]	
Statistics [NW/ W]		[Valid=21 /-] [Invalid=0 /-]	
Value	Label	Cases	Percentage
平地		1	<div><div></div></div> 4.8%
庭院		2	<div><div></div></div> 9.5%
搖搖馬		1	<div><div></div></div> 4.8%
盪秋千.溜滑梯.小木馬		1	<div><div></div></div> 4.8%
盪鞦韆.跳蹠板		1	<div><div></div></div> 4.8%
空地		9	<div><div></div></div> 42.9%
空地.盪鞦韆		1	<div><div></div></div> 4.8%
車庫		1	<div><div></div></div> 4.8%
院子		4	<div><div></div></div> 19.0%
Warning: these figures indicate the number of cases found in the data file. They cannot be interpreted as summary statistics of the population of interest.			
# famevic17: 一.39.孩子住家是否有室內空間能讓這孩子活動?			
Information		[Type= discrete] [Format=numeric] [Range= 1-4] [Missing=*]	
Statistics [NW/ W]		[Valid=275 /-] [Invalid=0 /-]	
Value	Label	Cases	Percentage
1	沒有	5	<div><div></div></div> 1.8%
2	有[續答第39.1題]	270	<div><div></div></div> 98.2%
3	拒答	0	
4	不知道	0	
Warning: these figures indicate the number of cases found in the data file. They cannot be interpreted as summary statistics of the population of interest.			
# famevic1701: 一.39.1孩子住家的室內空間有哪些場地或活動設施?1.可讓孩子抓握(攀爬或懸吊)的器材			
Information		[Type= discrete] [Format=numeric] [Range= 0-9996] [Missing=*]	
Statistics [NW/ W]		[Valid=275 /-] [Invalid=0 /-]	
Value	Label	Cases	Percentage
0	沒有	230	<div><div></div></div> 83.6%
1	有	40	<div><div></div></div> 14.5%
9996	不適用/跳答	5	<div><div></div></div> 1.8%
Warning: these figures indicate the number of cases found in the data file. They cannot be interpreted as summary statistics of the population of interest.			
# famevic1702: 一.39.1孩子住家的室內空間有哪些場地或活動設施?2.樓梯(至少有兩階)			
Information		[Type= discrete] [Format=numeric] [Range= 0-9996] [Missing=*]	
Statistics [NW/ W]		[Valid=275 /-] [Invalid=0 /-]	
Value	Label	Cases	Percentage
0	沒有	96	<div><div></div></div> 34.9%

# famevic1702: 一.39.1孩子住家的室內空間有哪些場地或活動設施?2.樓梯(至少有兩階)			
Value	Label	Cases	Percentage
1	有	174	<div><div></div></div> 63.3%
9996	不適用/跳答	5	<div><div></div></div> 1.8%
Warning: these figures indicate the number of cases found in the data file. They cannot be interpreted as summary statistics of the population of interest.			
# famevic1703: 一.39.1孩子住家的室內空間有哪些場地或活動設施?3.可爬上爬下的器材或傢俱(沙發、椅子等)			
Information	[Type= discrete] [Format=numeric] [Range= 0-9996] [Missing=*]		
Statistics [NW/ W]	[Valid=275 /-] [Invalid=0 /-]		
Value	Label	Cases	Percentage
0	沒有	7	<div><div></div></div> 2.5%
1	有	263	<div><div></div></div> 95.6%
9996	不適用/跳答	5	<div><div></div></div> 1.8%
Warning: these figures indicate the number of cases found in the data file. They cannot be interpreted as summary statistics of the population of interest.			
# famevic1704: 一.39.1孩子住家的室內空間有哪些場地或活動設施?4.專門的遊戲室(只提供孩子玩耍的房間, 臥室不算)			
Information	[Type= discrete] [Format=numeric] [Range= 0-9996] [Missing=*]		
Statistics [NW/ W]	[Valid=275 /-] [Invalid=0 /-]		
Value	Label	Cases	Percentage
0	沒有	211	<div><div></div></div> 76.7%
1	有	59	<div><div></div></div> 21.5%
9996	不適用/跳答	5	<div><div></div></div> 1.8%
Warning: these figures indicate the number of cases found in the data file. They cannot be interpreted as summary statistics of the population of interest.			
# famevic1705: 一.39.1孩子住家的室內空間有哪些場地或活動設施?5.專門放玩具的地方且孩子隨時可拿來玩(箱子、抽屜等)			
Information	[Type= discrete] [Format=numeric] [Range= 0-9996] [Missing=*]		
Statistics [NW/ W]	[Valid=275 /-] [Invalid=0 /-]		
Value	Label	Cases	Percentage
0	沒有	21	<div><div></div></div> 7.6%
1	有	249	<div><div></div></div> 90.5%
9996	不適用/跳答	5	<div><div></div></div> 1.8%
Warning: these figures indicate the number of cases found in the data file. They cannot be interpreted as summary statistics of the population of interest.			
# famevic1706: 一.39.1孩子住家的室內空間有哪些場地或活動設施?6.其他			
Information	[Type= discrete] [Format=numeric] [Range= 0-9996] [Missing=*]		
Statistics [NW/ W]	[Valid=275 /-] [Invalid=0 /-]		
Value	Label	Cases	Percentage
0	沒有	269	<div><div></div></div> 97.8%
1	有	1	<div><div></div></div> 0.4%
9996	不適用/跳答	5	<div><div></div></div> 1.8%
Warning: these figures indicate the number of cases found in the data file. They cannot be interpreted as summary statistics of the population of interest.			
# famevic1706a: 一.39.1孩子住家的室內空間有哪些場地或活動設施?6.其他(請說明)			
Information	[Type= discrete] [Format=character] [Missing=*]		
Statistics [NW/ W]	[Valid=1 /-] [Invalid=0 /-]		
Value	Label	Cases	Percentage
庭院		1	<div><div></div></div> 100.0%



# famevic1706a: 一.39.1孩子住家的室內空間有哪些場地或活動設施?6.其他(請說明)			
Warning: these figures indicate the number of cases found in the data file. They cannot be interpreted as summary statistics of the population of interest.			
# famedu01: 二.1.我現在嚴厲的管教，孩子將來會感激			
Information	[Type= discrete] [Format=numeric] [Range= 1-5] [Missing=*]		
Statistics [NW/ W]	[Valid=275 /-] [Invalid=0 /-]		
Value	Label	Cases	Percentage
1	很不同意	10	<div><div></div></div> 3.6%
2	不同意	128	<div><div></div></div> 46.5%
3	同意	129	<div><div></div></div> 46.9%
4	很同意	7	<div><div></div></div> 2.5%
5	拒答	1	<div><div></div></div> 0.4%
Warning: these figures indicate the number of cases found in the data file. They cannot be interpreted as summary statistics of the population of interest.			
# famedu02: 二.2.我責罵或批評孩子，會讓孩子進步			
Information	[Type= discrete] [Format=numeric] [Range= 1-5] [Missing=*]		
Statistics [NW/ W]	[Valid=275 /-] [Invalid=0 /-]		
Value	Label	Cases	Percentage
1	很不同意	10	<div><div></div></div> 3.6%
2	不同意	107	<div><div></div></div> 38.9%
3	同意	152	<div><div></div></div> 55.3%
4	很同意	5	<div><div></div></div> 1.8%
5	拒答	1	<div><div></div></div> 0.4%
Warning: these figures indicate the number of cases found in the data file. They cannot be interpreted as summary statistics of the population of interest.			
# famedu03: 二.3.孩子不聽話時，應該被我處罰			
Information	[Type= discrete] [Format=numeric] [Range= 1-5] [Missing=*]		
Statistics [NW/ W]	[Valid=275 /-] [Invalid=0 /-]		
Value	Label	Cases	Percentage
1	很不同意	7	<div><div></div></div> 2.5%
2	不同意	39	<div><div></div></div> 14.2%
3	同意	214	<div><div></div></div> 77.8%
4	很同意	15	<div><div></div></div> 5.5%
5	拒答	0	
Warning: these figures indicate the number of cases found in the data file. They cannot be interpreted as summary statistics of the population of interest.			
# famedu04: 二.4.孩子遇到我時，應該要主動跟我打招呼			
Information	[Type= discrete] [Format=numeric] [Range= 1-5] [Missing=*]		
Statistics [NW/ W]	[Valid=275 /-] [Invalid=0 /-]		
Value	Label	Cases	Percentage
1	很不同意	1	<div><div></div></div> 0.4%
2	不同意	18	<div><div></div></div> 6.5%
3	同意	195	<div><div></div></div> 70.9%
4	很同意	61	<div><div></div></div> 22.2%
5	拒答	0	
Warning: these figures indicate the number of cases found in the data file. They cannot be interpreted as summary statistics of the population of interest.			
# famedu05: 二.5.我與孩子說話時，孩子應該專心的看著我			
Information	[Type= discrete] [Format=numeric] [Range= 1-5] [Missing=*]		

# famedu05: 二.5.我與孩子說話時，孩子應該專心的看著我			
Statistics [NW/ W]		[Valid=275 /-] [Invalid=0 /-]	
Value	Label	Cases	Percentage
1	很不同意	1	0.4%
2	不同意	31	11.3%
3	同意	194	70.5%
4	很同意	49	17.8%
5	拒答	0	
Warning: these figures indicate the number of cases found in the data file. They cannot be interpreted as summary statistics of the population of interest.			
# famedu06: 二.6.我應該要求孩子好還要更好，使他進步			
Information		[Type= discrete] [Format=numeric] [Range= 1-5] [Missing=*]	
Statistics [NW/ W]		[Valid=275 /-] [Invalid=0 /-]	
Value	Label	Cases	Percentage
1	很不同意	0	
2	不同意	93	33.8%
3	同意	165	60.0%
4	很同意	17	6.2%
5	拒答	0	
Warning: these figures indicate the number of cases found in the data file. They cannot be interpreted as summary statistics of the population of interest.			
# famedu07: 二.7.只有孩子表現良好學習成果，我才有成就感			
Information		[Type= discrete] [Format=numeric] [Range= 1-5] [Missing=*]	
Statistics [NW/ W]		[Valid=275 /-] [Invalid=0 /-]	
Value	Label	Cases	Percentage
1	很不同意	3	1.1%
2	不同意	119	43.3%
3	同意	140	50.9%
4	很同意	13	4.7%
5	拒答	0	
Warning: these figures indicate the number of cases found in the data file. They cannot be interpreted as summary statistics of the population of interest.			
# famedu08: 二.8.我該告訴孩子，他行為不恰當時應該感到丟臉			
Information		[Type= discrete] [Format=numeric] [Range= 1-5] [Missing=*]	
Statistics [NW/ W]		[Valid=275 /-] [Invalid=0 /-]	
Value	Label	Cases	Percentage
1	很不同意	4	1.5%
2	不同意	94	34.2%
3	同意	165	60.0%
4	很同意	12	4.4%
5	拒答	0	
Warning: these figures indicate the number of cases found in the data file. They cannot be interpreted as summary statistics of the population of interest.			

# famedu09: 二.9.我應該為孩子在外面沒規矩而感到丟臉			
Information	[Type= discrete] [Format=numeric] [Range= 1-5] [Missing=*]		
Statistics [NW/ W]	[Valid=275 /-] [Invalid=0 /-]		
Value	Label	Cases	Percentage
1	很不同意	8	<div><div></div></div> 2.9%
2	不同意	86	<div><div></div></div> 31.3%
3	同意	164	<div><div></div></div> 59.6%
4	很同意	17	<div><div></div></div> 6.2%
5	拒答	0	
Warning: these figures indicate the number of cases found in the data file. They cannot be interpreted as summary statistics of the population of interest.			
# famedu10: 二.10.我在戒孩子吸奶嘴時，應該採取強硬的立場(或做法)			
Information	[Type= discrete] [Format=numeric] [Range= 1-5] [Missing=*]		
Statistics [NW/ W]	[Valid=275 /-] [Invalid=0 /-]		
Value	Label	Cases	Percentage
1	很不同意	26	<div><div></div></div> 9.5%
2	不同意	139	<div><div></div></div> 50.5%
3	同意	99	<div><div></div></div> 36.0%
4	很同意	6	<div><div></div></div> 2.2%
5	拒答	5	<div><div></div></div> 1.8%
Warning: these figures indicate the number of cases found in the data file. They cannot be interpreted as summary statistics of the population of interest.			
# famedu11: 二.11.我應該對孩子進行嚴格的大小便訓練			
Information	[Type= discrete] [Format=numeric] [Range= 1-5] [Missing=*]		
Statistics [NW/ W]	[Valid=275 /-] [Invalid=0 /-]		
Value	Label	Cases	Percentage
1	很不同意	19	<div><div></div></div> 6.9%
2	不同意	138	<div><div></div></div> 50.2%
3	同意	107	<div><div></div></div> 38.9%
4	很同意	11	<div><div></div></div> 4.0%
5	拒答	0	
Warning: these figures indicate the number of cases found in the data file. They cannot be interpreted as summary statistics of the population of interest.			
# famedu12: 二.12.我應該讓孩子做任何他想做的事			
Information	[Type= discrete] [Format=numeric] [Range= 1-5] [Missing=*]		
Statistics [NW/ W]	[Valid=275 /-] [Invalid=0 /-]		
Value	Label	Cases	Percentage
1	很不同意	4	<div><div></div></div> 1.5%
2	不同意	115	<div><div></div></div> 41.8%
3	同意	141	<div><div></div></div> 51.3%
4	很同意	15	<div><div></div></div> 5.5%
5	拒答	0	
Warning: these figures indicate the number of cases found in the data file. They cannot be interpreted as summary statistics of the population of interest.			
# famedu13: 二.13.我覺得我有能力教好孩子			
Information	[Type= discrete] [Format=numeric] [Range= 1-5] [Missing=*]		
Statistics [NW/ W]	[Valid=275 /-] [Invalid=0 /-]		

#famedu13: 二.13.我覺得我有能力教好孩子			
Value	Label	Cases	Percentage
1	很不同意	1	<div><div></div></div> 0.4%
2	不同意	44	<div><div></div></div> 16.0%
3	同意	208	<div><div></div></div> 75.6%
4	很同意	22	<div><div></div></div> 8.0%
5	拒答	0	
Warning: these figures indicate the number of cases found in the data file. They cannot be interpreted as summary statistics of the population of interest.			
#famedu1401: 二.14.您認為這個年紀的孩子，最重要的學習是什麼?最重要			
Information	[Type= discrete] [Format=numeric] [Range= 1-14] [Missing=*]		
Statistics [NW/ W]	[Valid=275 /-] [Invalid=0 /-]		
Value	Label	Cases	Percentage
1	身體健康	186	<div><div></div></div> 67.6%
2	自我照顧(自理)	37	<div><div></div></div> 13.5%
3	溝通能力	7	<div><div></div></div> 2.5%
4	生活習慣和常規	20	<div><div></div></div> 7.3%
5	心理健康(例如：同情心、同理心、自信、快樂、正向等)	5	<div><div></div></div> 1.8%
6	情緒處理	4	<div><div></div></div> 1.5%
7	人際關係(例如：合作、成為群體的一份子等)	3	<div><div></div></div> 1.1%
8	課業表現(例如：寫字、認字、基本數概念，顏色、形狀、序列等)	1	<div><div></div></div> 0.4%
9	學習態度和習慣	2	<div><div></div></div> 0.7%
10	品行	10	<div><div></div></div> 3.6%
11	閱讀	0	
12	身體動作技巧	0	
13	其他	0	
14	拒答	0	
Warning: these figures indicate the number of cases found in the data file. They cannot be interpreted as summary statistics of the population of interest.			
#famedu1401a: 二.14.您認為這個年紀的孩子，最重要的學習是什麼?最重要：其他(請說明)			
Information	[Type= discrete] [Format=character] [Missing=*]		
Statistics [NW/ W]	[Valid=0 /-] [Invalid=0 /-]		
#famedu1402: 二.14.您認為這個年紀的孩子，最重要的學習是什麼?次之			
Information	[Type= discrete] [Format=numeric] [Range= 1-14] [Missing=*]		
Statistics [NW/ W]	[Valid=275 /-] [Invalid=0 /-]		
Value	Label	Cases	Percentage
1	身體健康	10	<div><div></div></div> 3.6%
2	自我照顧(自理)	37	<div><div></div></div> 13.5%
3	溝通能力	35	<div><div></div></div> 12.7%
4	生活習慣和常規	80	<div><div></div></div> 29.1%
5	心理健康(例如：同情心、同理心、自信、快樂、正向等)	27	<div><div></div></div> 9.8%
6	情緒處理	26	<div><div></div></div> 9.5%
7	人際關係(例如：合作、成為群體的一份子等)	18	<div><div></div></div> 6.5%
8	課業表現(例如：寫字、認字、基本數概念，顏色、形狀、序列等)	1	<div><div></div></div> 0.4%
9	學習態度和習慣	18	<div><div></div></div> 6.5%

# <b>famedu1402:</b> 二.14. 您認為這個年紀的孩子，最重要的學習是什麼?次之			
Value	Label	Cases	Percentage
10	品行	17	<div><div></div></div> 6.2%
11	閱讀	3	<div><div></div></div> 1.1%
12	身體動作技巧	3	<div><div></div></div> 1.1%
13	其他	0	
14	拒答	0	
Warning: these figures indicate the number of cases found in the data file. They cannot be interpreted as summary statistics of the population of interest.			
# <b>famedu1402a:</b> 二.14. 您認為這個年紀的孩子，最重要的學習是什麼?次之：其他(請說明)			
Information	[Type= discrete] [Format=character] [Missing=*]		
Statistics [NW/ W]	[Valid=0 /-] [Invalid=0 /-]		
# <b>famedu1403:</b> 二.14. 您認為這個年紀的孩子，最重要的學習是什麼?再次之			
Information	[Type= discrete] [Format=numeric] [Range= 1-14] [Missing=*]		
Statistics [NW/ W]	[Valid=275 /-] [Invalid=0 /-]		
Value	Label	Cases	Percentage
1	身體健康	5	<div><div></div></div> 1.8%
2	自我照顧(自理)	14	<div><div></div></div> 5.1%
3	溝通能力	16	<div><div></div></div> 5.8%
4	生活習慣和常規	49	<div><div></div></div> 17.8%
5	心理健康(例如：同情心、同理心、自信、快樂、正向等)	41	<div><div></div></div> 14.9%
6	情緒處理	34	<div><div></div></div> 12.4%
7	人際關係(例如：合作、成為群體的一份子等)	18	<div><div></div></div> 6.5%
8	課業表現(例如：寫字、認字、基本數概念，顏色、形狀、序列等)	2	<div><div></div></div> 0.7%
9	學習態度和習慣	34	<div><div></div></div> 12.4%
10	品行	48	<div><div></div></div> 17.5%
11	閱讀	3	<div><div></div></div> 1.1%
12	身體動作技巧	10	<div><div></div></div> 3.6%
13	其他	1	<div><div></div></div> 0.4%
14	拒答	0	
Warning: these figures indicate the number of cases found in the data file. They cannot be interpreted as summary statistics of the population of interest.			
# <b>famedu1403a:</b> 二.14. 您認為這個年紀的孩子，最重要的學習是什麼?再次之：其他(請說明)			
Information	[Type= discrete] [Format=character] [Missing=*]		
Statistics [NW/ W]	[Valid=1 /-] [Invalid=0 /-]		
Value	Label	Cases	Percentage
能靜下來聽課 聽老師的話		1	<div><div></div></div> 100.0%
Warning: these figures indicate the number of cases found in the data file. They cannot be interpreted as summary statistics of the population of interest.			
# <b>fammar04:</b> 三.1. 我會偏愛這個孩子[只有 <b>1</b> 個小孩者，請選「不適答」]			
Information	[Type= discrete] [Format=numeric] [Range= 1-6] [Missing=*]		
Statistics [NW/ W]	[Valid=275 /-] [Invalid=0 /-]		
Value	Label	Cases	Percentage
1	很不符合	33	<div><div></div></div> 12.0%
2	不符合	135	<div><div></div></div> 49.1%
3	符合	24	<div><div></div></div> 8.7%

# fammar04: 三.1.我會偏愛這個孩子[只有1個小孩者，請選「不適答」]

Value	Label	Cases	Percentage
4	很符合	3	1.1%
5	不適答(只有1個小孩)	80	29.1%
6	拒答	0	

Warning: these figures indicate the number of cases found in the data file. They cannot be interpreted as summary statistics of the population of interest.

# fammar05: 三.2.我帶的孩子們會相互照顧與分享(例如：分享玩具、一起遊戲)[只有1個小孩者，請選「不適答」]

Information	[Type= discrete] [Format=numeric] [Range= 1-6] [Missing=*]
Statistics [NW/ W]	[Valid=275 /-] [Invalid=0 /-]

Value	Label	Cases	Percentage
1	很不符合	2	0.7%
2	不符合	10	3.6%
3	符合	158	57.5%
4	很符合	24	8.7%
5	不適答(只有1個小孩)	81	29.5%
6	拒答	0	

Warning: these figures indicate the number of cases found in the data file. They cannot be interpreted as summary statistics of the population of interest.

# fammar06: 三.3.我帶的孩子們常常有衝突(例如：搶玩具、告狀)[只有1個小孩者，請選「不適答」]

Information	[Type= discrete] [Format=numeric] [Range= 1-6] [Missing=*]
Statistics [NW/ W]	[Valid=275 /-] [Invalid=0 /-]

Value	Label	Cases	Percentage
1	很不符合	2	0.7%
2	不符合	38	13.8%
3	符合	144	52.4%
4	很符合	10	3.6%
5	不適答(只有1個小孩)	81	29.5%
6	拒答	0	

Warning: these figures indicate the number of cases found in the data file. They cannot be interpreted as summary statistics of the population of interest.

# caregiverm01: 四.男方照顧孩子親友的親職參與：1.照顧這孩子的衣食等生活基本需求

Information	[Type= discrete] [Format=numeric] [Range= 1-6] [Missing=*]
Statistics [NW/ W]	[Valid=275 /-] [Invalid=0 /-]

Value	Label	Cases	Percentage
1	很少(平均一星期少於1次)	44	16.0%
2	有時(平均一星期1-2次)	44	16.0%
3	經常(平均一星期3-4次)	52	18.9%
4	很經常(平均一星期5-7次)	67	24.4%
5	不適答(無配偶)	68	24.7%
6	拒答	0	

Warning: these figures indicate the number of cases found in the data file. They cannot be interpreted as summary statistics of the population of interest.

# caregiverm02: 四.男方照顧孩子親友的親職參與：2.教這孩子生活常規

Information	[Type= discrete] [Format=numeric] [Range= 1-6] [Missing=*]
Statistics [NW/ W]	[Valid=275 /-] [Invalid=0 /-]

# caregiverm02: 四. 男方照顧孩子親友的親職參與：2.教這孩子生活常規			
Value	Label	Cases	Percentage
1	很少(平均一星期少於1次)	33	<div><div></div></div> 12.0%
2	有時(平均一星期1-2次)	52	<div><div></div></div> 18.9%
3	經常(平均一星期3-4次)	65	<div><div></div></div> 23.6%
4	很經常(平均一星期5-7次)	57	<div><div></div></div> 20.7%
5	不適答(無配偶)	68	<div><div></div></div> 24.7%
6	拒答	0	
Warning: these figures indicate the number of cases found in the data file. They cannot be interpreted as summary statistics of the population of interest.			
# caregiverm03: 四. 男方照顧孩子親友的親職參與：3.幫助這孩子的學習活動			
Information	[Type= discrete] [Format=numeric] [Range= 1-6] [Missing=*]		
Statistics [NW/ W]	[Valid=275 /-] [Invalid=0 /-]		
Value	Label	Cases	Percentage
1	很少(平均一星期少於1次)	36	<div><div></div></div> 13.1%
2	有時(平均一星期1-2次)	55	<div><div></div></div> 20.0%
3	經常(平均一星期3-4次)	65	<div><div></div></div> 23.6%
4	很經常(平均一星期5-7次)	52	<div><div></div></div> 18.9%
5	不適答(無配偶)	67	<div><div></div></div> 24.4%
6	拒答	0	
Warning: these figures indicate the number of cases found in the data file. They cannot be interpreted as summary statistics of the population of interest.			
# caregiverm04: 四. 男方照顧孩子親友的親職參與：4.關愛與回應這孩子			
Information	[Type= discrete] [Format=numeric] [Range= 1-6] [Missing=*]		
Statistics [NW/ W]	[Valid=275 /-] [Invalid=0 /-]		
Value	Label	Cases	Percentage
1	很少(平均一星期少於1次)	15	<div><div></div></div> 5.5%
2	有時(平均一星期1-2次)	30	<div><div></div></div> 10.9%
3	經常(平均一星期3-4次)	83	<div><div></div></div> 30.2%
4	很經常(平均一星期5-7次)	79	<div><div></div></div> 28.7%
5	不適答(無配偶)	68	<div><div></div></div> 24.7%
6	拒答	0	
Warning: these figures indicate the number of cases found in the data file. They cannot be interpreted as summary statistics of the population of interest.			
# caregiverm05: 四. 男方照顧孩子親友的親職參與：5.陪這孩子玩			
Information	[Type= discrete] [Format=numeric] [Range= 1-6] [Missing=*]		
Statistics [NW/ W]	[Valid=275 /-] [Invalid=0 /-]		
Value	Label	Cases	Percentage
1	很少(平均一星期少於1次)	19	<div><div></div></div> 6.9%
2	有時(平均一星期1-2次)	39	<div><div></div></div> 14.2%
3	經常(平均一星期3-4次)	71	<div><div></div></div> 25.8%
4	很經常(平均一星期5-7次)	78	<div><div></div></div> 28.4%
5	不適答(無配偶)	68	<div><div></div></div> 24.7%
6	拒答	0	
Warning: these figures indicate the number of cases found in the data file. They cannot be interpreted as summary statistics of the population of interest.			
# caregiverf01: 四. 女方照顧孩子親友的親職參與：1.照顧這孩子的衣食等生活基本需求			
Information	[Type= discrete] [Format=numeric] [Range= 1-6] [Missing=*]		

# caregiverf01: 四. 女方照顧孩子親友的親職參與：1.照顧這孩子的衣食等生活基本需求			
Statistics [NW/ W]		[Valid=275 /-] [Invalid=0 /-]	
Value	Label	Cases	Percentage
1	很少(平均一星期少於1次)	1	0.4%
2	有時(平均一星期1-2次)	10	3.6%
3	經常(平均一星期3-4次)	67	24.4%
4	很經常(平均一星期5-7次)	191	69.5%
5	不適答(無配偶)	6	2.2%
6	拒答	0	
Warning: these figures indicate the number of cases found in the data file. They cannot be interpreted as summary statistics of the population of interest.			
# caregiverf02: 四. 女方照顧孩子親友的親職參與：2.教這孩子生活常規			
Information		[Type= discrete] [Format=numeric] [Range= 1-6] [Missing=*]	
Statistics [NW/ W]		[Valid=275 /-] [Invalid=0 /-]	
Value	Label	Cases	Percentage
1	很少(平均一星期少於1次)	2	0.7%
2	有時(平均一星期1-2次)	12	4.4%
3	經常(平均一星期3-4次)	87	31.6%
4	很經常(平均一星期5-7次)	168	61.1%
5	不適答(無配偶)	6	2.2%
6	拒答	0	
Warning: these figures indicate the number of cases found in the data file. They cannot be interpreted as summary statistics of the population of interest.			
# caregiverf03: 四. 女方照顧孩子親友的親職參與：3.幫助這孩子的學習活動			
Information		[Type= discrete] [Format=numeric] [Range= 1-6] [Missing=*]	
Statistics [NW/ W]		[Valid=275 /-] [Invalid=0 /-]	
Value	Label	Cases	Percentage
1	很少(平均一星期少於1次)	8	2.9%
2	有時(平均一星期1-2次)	30	10.9%
3	經常(平均一星期3-4次)	79	28.7%
4	很經常(平均一星期5-7次)	152	55.3%
5	不適答(無配偶)	6	2.2%
6	拒答	0	
Warning: these figures indicate the number of cases found in the data file. They cannot be interpreted as summary statistics of the population of interest.			
# caregiverf04: 四. 女方照顧孩子親友的親職參與：4.關愛與回應這孩子			
Information		[Type= discrete] [Format=numeric] [Range= 1-6] [Missing=*]	
Statistics [NW/ W]		[Valid=275 /-] [Invalid=0 /-]	
Value	Label	Cases	Percentage
1	很少(平均一星期少於1次)	0	
2	有時(平均一星期1-2次)	9	3.3%
3	經常(平均一星期3-4次)	70	25.5%
4	很經常(平均一星期5-7次)	190	69.1%
5	不適答(無配偶)	6	2.2%
6	拒答	0	
Warning: these figures indicate the number of cases found in the data file. They cannot be interpreted as summary statistics of the population of interest.			



# caregiverf05: 四. 女方照顧孩子親友的親職參與：5.陪這孩子玩			
Information		[Type= discrete] [Format=numeric] [Range= 1-6] [Missing=*]	
Statistics [NW/ W]		[Valid=275 /-] [Invalid=0 /-]	
Value	Label	Cases	Percentage
1	很少(平均一星期少於1次)	2	<div><div></div></div> 0.7%
2	有時(平均一星期1-2次)	17	<div><div></div></div> 6.2%
3	經常(平均一星期3-4次)	72	<div><div></div></div> 26.2%
4	很經常(平均一星期5-7次)	178	<div><div></div></div> 64.7%
5	不適答(無配偶)	6	<div><div></div></div> 2.2%
6	拒答	0	
Warning: these figures indicate the number of cases found in the data file. They cannot be interpreted as summary statistics of the population of interest.			

File : data3				
# baby_id: 幼兒編號				
Information		[Type= discrete] [Format=character] [Missing=*]		
Statistics [NW/ W]		[Valid=594 /-] [Invalid=0 /-]		
Value	Label	Cases	Percentage	
C340002021		1		0.2%
C340002052		1		0.2%
C340003025		1		0.2%
C340003041		1		0.2%
C340003047		1		0.2%
C340004039		1		0.2%
C340103001		1		0.2%
C340103025		1		0.2%
C340103074		1		0.2%
C340104054		1		0.2%
C340202018		1		0.2%
C340202032		1		0.2%
C340202035		1		0.2%
C340203010		1		0.2%
C340203019		1		0.2%
C340203022		1		0.2%
C340203036		1		0.2%
C340203042		1		0.2%
C340203045		1		0.2%
C340203048		1		0.2%
C340203054		1		0.2%
C340204002		1		0.2%
C340204020		1		0.2%
C340204040		1		0.2%
C340602021		1		0.2%
C340602043		1		0.2%
C340604005		1		0.2%
C340604014		1		0.2%
C340604042		1		0.2%
C340604057		1		0.2%
C340803052		1		0.2%
C341102025		1		0.2%
C341103026		1		0.2%
C341202054		1		0.2%
C341203055		1		0.2%
C341204041		1		0.2%
C342702030		1		0.2%
C342702035		1		0.2%
C342702044		1		0.2%
C342703007		1		0.2%
C342703063		1		0.2%

## File : data3

# baby\_id: 幼兒編號

Value	Label	Cases	Percentage
C342704037		1	0.2%
C342704055		1	0.2%
C342902016		1	0.2%
C342903023		1	0.2%
C342904021		1	0.2%
C350302016		1	0.2%
C350302022		1	0.2%
C350303012		1	0.2%
C350303020		1	0.2%
C350304015		1	0.2%
C350304018		1	0.2%
C350304021		1	0.2%
C350802008		1	0.2%
C350802016		1	0.2%
C350802022		1	0.2%
C350803014		1	0.2%
C350803017		1	0.2%
C350804004		1	0.2%
C350804010		1	0.2%
C350804024		1	0.2%
C351402005		1	0.2%
C351402011		1	0.2%
C351402016		1	0.2%
C351402019		1	0.2%
C351402022		1	0.2%
C351403003		1	0.2%
C351403012		1	0.2%
C351403017		1	0.2%
C351403020		1	0.2%
C351403023		1	0.2%
C351404010		1	0.2%
C351404018		1	0.2%
C351404021		1	0.2%
C351502019		1	0.2%
C351503020		1	0.2%
C351504010		1	0.2%
C351504015		1	0.2%
C352302016		1	0.2%
C352302019		1	0.2%
C352303009		1	0.2%
C352303017		1	0.2%
C352304004		1	0.2%
C352304007		1	0.2%

## File : data3

# baby\_id: 幼兒編號

Value	Label	Cases	Percentage
C352304010		1	0.2%
C352304018		1	0.2%
C355702005		1	0.2%
C355702011		1	0.2%
C355702018		1	0.2%
C355703028		1	0.2%
C355704001		1	0.2%
C355704007		1	0.2%
C355802006		1	0.2%
C355802021		1	0.2%
C355802024		1	0.2%
C355803007		1	0.2%
C355803016		1	0.2%
C355804008		1	0.2%
C355804011		1	0.2%
C355804017		1	0.2%
C355804020		1	0.2%
C355804023		1	0.2%
C463703002		1	0.2%
C463703009		1	0.2%
C463703012		1	0.2%
C464002006		1	0.2%
C464002022		1	0.2%
E695002012		1	0.2%
E695002015		1	0.2%
E695002018		1	0.2%
E695002021		1	0.2%
E695002041		1	0.2%
E695002044		1	0.2%
E695003010		1	0.2%
E695003019		1	0.2%
E695003027		1	0.2%
E695003042		1	0.2%
E695003045		1	0.2%
E695004005		1	0.2%
E695004020		1	0.2%
E695004037		1	0.2%
E695004043		1	0.2%
E695004046		1	0.2%
E695102003		1	0.2%
E695102034		1	0.2%
E695103007		1	0.2%
E695103016		1	0.2%

## File : data3

# baby\_id: 幼兒編號

Value	Label	Cases	Percentage
E695103035		1	0.2%
E695104014		1	0.2%
E695104030		1	0.2%
E695104036		1	0.2%
N110402030		1	0.2%
N110402088		1	0.2%
N110403046		1	0.2%
N110403055		1	0.2%
N110403065		1	0.2%
N110403095		1	0.2%
N110403110		1	0.2%
N110404017		1	0.2%
N110404020		1	0.2%
N110404044		1	0.2%
N110404059		1	0.2%
N110404069		1	0.2%
N110404099		1	0.2%
N110404111		1	0.2%
N110404120		1	0.2%
N110502054		1	0.2%
N110502089		1	0.2%
N110503061		1	0.2%
N110504005		1	0.2%
N110504094		1	0.2%
N110504121		1	0.2%
N111002059		1	0.2%
N111002079		1	0.2%
N111002082		1	0.2%
N111002088		1	0.2%
N111002112		1	0.2%
N111002121		1	0.2%
N111002130		1	0.2%
N111003036		1	0.2%
N111003116		1	0.2%
N111003134		1	0.2%
N111004031		1	0.2%
N111004037		1	0.2%
N111004043		1	0.2%
N111004064		1	0.2%
N111004084		1	0.2%
N111004090		1	0.2%
N111004102		1	0.2%
N111102022		1	0.2%

## File : data3

# baby\_id: 幼兒編號

Value	Label	Cases	Percentage
N111103068		1	0.2%
N111104024		1	0.2%
N111104027		1	0.2%
N111402011		1	0.2%
N111402038		1	0.2%
N111402073		1	0.2%
N111402097		1	0.2%
N111402115		1	0.2%
N111403021		1	0.2%
N111403042		1	0.2%
N111403059		1	0.2%
N111403080		1	0.2%
N111403089		1	0.2%
N111403092		1	0.2%
N111403098		1	0.2%
N111403104		1	0.2%
N111404007		1	0.2%
N111404016		1	0.2%
N111404022		1	0.2%
N111404025		1	0.2%
N111404028		1	0.2%
N111404058		1	0.2%
N111404072		1	0.2%
N111404078		1	0.2%
N111404090		1	0.2%
N111404099		1	0.2%
N111404102		1	0.2%
N111602019		1	0.2%
N111602055		1	0.2%
N111602087		1	0.2%
N111603079		1	0.2%
N111603094		1	0.2%
N111603115		1	0.2%
N111604009		1	0.2%
N111604039		1	0.2%
N111604051		1	0.2%
N111604068		1	0.2%
N120002027		1	0.2%
N120002030		1	0.2%
N120003022		1	0.2%
N120003028		1	0.2%
N120004005		1	0.2%
N120004017		1	0.2%

## File : data3

# baby\_id: 幼兒編號

Value	Label	Cases	Percentage
N120402007		1	0.2%
N120402027		1	0.2%
N120403005		1	0.2%
N120403008		1	0.2%
N120403011		1	0.2%
N120403034		1	0.2%
N120404026		1	0.2%
N122002015		1	0.2%
N122002024		1	0.2%
N122002027		1	0.2%
N122002030		1	0.2%
N122002045		1	0.2%
N122002082		1	0.2%
N122002085		1	0.2%
N122002100		1	0.2%
N122003022		1	0.2%
N122003028		1	0.2%
N122003040		1	0.2%
N122003043		1	0.2%
N122003092		1	0.2%
N122004002		1	0.2%
N122004014		1	0.2%
N122004017		1	0.2%
N122004023		1	0.2%
N122004038		1	0.2%
N122004041		1	0.2%
N122004069		1	0.2%
N122004078		1	0.2%
N122102024		1	0.2%
N122102039		1	0.2%
N122103004		1	0.2%
N122103013		1	0.2%
N122103031		1	0.2%
N122103040		1	0.2%
N122104017		1	0.2%
N123102017		1	0.2%
N123102031		1	0.2%
N123103006		1	0.2%
N123103041		1	0.2%
N123402001		1	0.2%
N123402095		1	0.2%
N123403032		1	0.2%
N123403047		1	0.2%

## File : data3

# baby\_id: 幼兒編號

Value	Label	Cases	Percentage
N123403075		1	0.2%
N123403090		1	0.2%
N123403114		1	0.2%
N123403135		1	0.2%
N123403138		1	0.2%
N123403141		1	0.2%
N123403144		1	0.2%
N123404036		1	0.2%
N123404042		1	0.2%
N123404073		1	0.2%
N123404082		1	0.2%
N123404085		1	0.2%
N123404091		1	0.2%
N123404097		1	0.2%
N123404115		1	0.2%
N123502001		1	0.2%
N123502010		1	0.2%
N123502016		1	0.2%
N123502025		1	0.2%
N123502034		1	0.2%
N123502040		1	0.2%
N123502052		1	0.2%
N123502063		1	0.2%
N123502075		1	0.2%
N123502087		1	0.2%
N123503008		1	0.2%
N123503014		1	0.2%
N123503085		1	0.2%
N123503103		1	0.2%
N123504086		1	0.2%
N123504095		1	0.2%
N123504098		1	0.2%
N123603001		1	0.2%
N123603039		1	0.2%
N123604017		1	0.2%
N123604043		1	0.2%
N123703018		1	0.2%
N123903012		1	0.2%
N124202093		1	0.2%
N124204015		1	0.2%
N124204074		1	0.2%
N125102039		1	0.2%
N125102048		1	0.2%



## File : data3

# baby\_id: 幼兒編號

Value	Label	Cases	Percentage
N125102076		1	0.2%
N125102088		1	0.2%
N125103056		1	0.2%
N125103098		1	0.2%
N125104063		1	0.2%
N126503005		1	0.2%
N126504009		1	0.2%
N230013040		1	0.2%
N230013049		1	0.2%
N230014032		1	0.2%
N230014092		1	0.2%
N230032022		1	0.2%
N230033008		1	0.2%
N230502007		1	0.2%
N230502015		1	0.2%
N230502018		1	0.2%
N230503008		1	0.2%
N230504009		1	0.2%
N230504011		1	0.2%
N230702013		1	0.2%
N230702019		1	0.2%
N230702030		1	0.2%
N230702042		1	0.2%
N230703002		1	0.2%
N230703005		1	0.2%
N230703008		1	0.2%
N230703011		1	0.2%
N230703014		1	0.2%
N230703026		1	0.2%
N230703034		1	0.2%
N230704018		1	0.2%
N230704035		1	0.2%
N230704047		1	0.2%
N231002008		1	0.2%
N231002028		1	0.2%
N231003006		1	0.2%
N231003015		1	0.2%
N231003018		1	0.2%
N231003024		1	0.2%
N231003035		1	0.2%
N231004004		1	0.2%
N231004022		1	0.2%
N231004027		1	0.2%

## File : data3

# baby\_id: 幼兒編號

Value	Label	Cases	Percentage
N231004036		1	0.2%
N231004039		1	0.2%
N231004045		1	0.2%
N232002003		1	0.2%
N232002021		1	0.2%
N232002045		1	0.2%
N232002054		1	0.2%
N232002057		1	0.2%
N232002063		1	0.2%
N232002069		1	0.2%
N232002081		1	0.2%
N232002084		1	0.2%
N232003001		1	0.2%
N232003022		1	0.2%
N232003043		1	0.2%
N232003058		1	0.2%
N232003073		1	0.2%
N232003076		1	0.2%
N232003082		1	0.2%
N232003085		1	0.2%
N232004014		1	0.2%
N232004017		1	0.2%
N232004020		1	0.2%
N232004026		1	0.2%
N232004032		1	0.2%
N232004035		1	0.2%
N232004047		1	0.2%
N232004053		1	0.2%
N232004056		1	0.2%
N232004071		1	0.2%
N232004074		1	0.2%
N232602024		1	0.2%
N232602037		1	0.2%
N232603016		1	0.2%
N232603022		1	0.2%
N232603032		1	0.2%
N232603035		1	0.2%
N232603038		1	0.2%
N232603044		1	0.2%
N232604020		1	0.2%
N232604023		1	0.2%
N233002062		1	0.2%
N233004010		1	0.2%

## File : data3

# baby\_id: 幼兒編號

Value	Label	Cases	Percentage
N233303024		1	0.2%
N233803013		1	0.2%
N233803019		1	0.2%
N233803033		1	0.2%
N233803039		1	0.2%
N233803042		1	0.2%
N233803048		1	0.2%
N233804011		1	0.2%
N233804023		1	0.2%
N233804049		1	0.2%
N233804052		1	0.2%
N235702001		1	0.2%
N235702010		1	0.2%
N235703012		1	0.2%
N235703015		1	0.2%
N235802009		1	0.2%
N235803007		1	0.2%
N236802005		1	0.2%
S460012015		1	0.2%
S460012027		1	0.2%
S460013002		1	0.2%
S460013005		1	0.2%
S460013011		1	0.2%
S460013014		1	0.2%
S460013016		1	0.2%
S460013022		1	0.2%
S460013025		1	0.2%
S460014012		1	0.2%
S461102002		1	0.2%
S461102005		1	0.2%
S461102008		1	0.2%
S461102010		1	0.2%
S461102013		1	0.2%
S461103014		1	0.2%
S461104001		1	0.2%
S461104004		1	0.2%
S461104012		1	0.2%
S461104015		1	0.2%
S470402003		1	0.2%
S470402006		1	0.2%
S470402012		1	0.2%
S470402018		1	0.2%
S470402035		1	0.2%

## File : data3

# baby\_id: 幼兒編號

Value	Label	Cases	Percentage
S470402038		1	0.2%
S470402041		1	0.2%
S470402047		1	0.2%
S470402053		1	0.2%
S470403013		1	0.2%
S470403016		1	0.2%
S470403022		1	0.2%
S470403030		1	0.2%
S470403033		1	0.2%
S470403036		1	0.2%
S470403042		1	0.2%
S470403045		1	0.2%
S470404002		1	0.2%
S470404017		1	0.2%
S470404026		1	0.2%
S470404046		1	0.2%
S470404055		1	0.2%
S470902004		1	0.2%
S470902007		1	0.2%
S470902013		1	0.2%
S470902016		1	0.2%
S470902022		1	0.2%
S470902033		1	0.2%
S470902042		1	0.2%
S470902045		1	0.2%
S470902048		1	0.2%
S470903002		1	0.2%
S470903005		1	0.2%
S470903011		1	0.2%
S470903014		1	0.2%
S470903017		1	0.2%
S470903020		1	0.2%
S470903028		1	0.2%
S470903034		1	0.2%
S470903049		1	0.2%
S470903052		1	0.2%
S470904009		1	0.2%
S470904021		1	0.2%
S470904024		1	0.2%
S470904027		1	0.2%
S470904041		1	0.2%
S470904047		1	0.2%
S470904050		1	0.2%

## File : data3

# baby\_id: 幼兒編號

Value	Label	Cases	Percentage
S471002028		1	0.2%
S471002031		1	0.2%
S471002055		1	0.2%
S471003011		1	0.2%
S471003026		1	0.2%
S471003032		1	0.2%
S471003035		1	0.2%
S471003038		1	0.2%
S471004012		1	0.2%
S471004015		1	0.2%
S471004030		1	0.2%
S471004042		1	0.2%
S471004045		1	0.2%
S471004048		1	0.2%
S471004051		1	0.2%
S471004054		1	0.2%
S472102005		1	0.2%
S472102011		1	0.2%
S472102015		1	0.2%
S472102021		1	0.2%
S472103003		1	0.2%
S472103006		1	0.2%
S472103019		1	0.2%
S472103022		1	0.2%
S472104004		1	0.2%
S472104007		1	0.2%
S472104017		1	0.2%
S472104023		1	0.2%
S472104026		1	0.2%
S473702006		1	0.2%
S473702009		1	0.2%
S473702019		1	0.2%
S473703004		1	0.2%
S473703010		1	0.2%
S473703023		1	0.2%
S473704005		1	0.2%
S473704014		1	0.2%
S473704015		1	0.2%
S473704024		1	0.2%
S474502001		1	0.2%
S474502004		1	0.2%
S474502010		1	0.2%
S474502019		1	0.2%

## File : data3

# baby\_id: 幼兒編號

Value	Label	Cases	Percentage
S474502022		1	0.2%
S474503002		1	0.2%
S474503005		1	0.2%
S474503011		1	0.2%
S474503014		1	0.2%
S474503023		1	0.2%
S474503026		1	0.2%
S474504006		1	0.2%
S474504009		1	0.2%
S474504012		1	0.2%
S474504015		1	0.2%
S474504018		1	0.2%
S580402003		1	0.2%
S580402015		1	0.2%
S580402027		1	0.2%
S580402056		1	0.2%
S580402065		1	0.2%
S580402068		1	0.2%
S580403060		1	0.2%
S580404040		1	0.2%
S580404058		1	0.2%
S580502012		1	0.2%
S580503021		1	0.2%
S580602008		1	0.2%
S580602011		1	0.2%
S580602016		1	0.2%
S580602025		1	0.2%
S580603003		1	0.2%
S580603023		1	0.2%
S580603026		1	0.2%
S580604010		1	0.2%
S580604013		1	0.2%
S580702019		1	0.2%
S580702022		1	0.2%
S580702040		1	0.2%
S580703014		1	0.2%
S580703017		1	0.2%
S580703038		1	0.2%
S580704039		1	0.2%
S580704047		1	0.2%
S580704071		1	0.2%
S581104023		1	0.2%
S581204003		1	0.2%

File : data3			
# baby_id: 幼兒編號			
Value	Label	Cases	Percentage
S583002010		1	0.2%
S583002013		1	0.2%
S583002019		1	0.2%
S583002022		1	0.2%
S583002028		1	0.2%
S583002045		1	0.2%
S583002051		1	0.2%
S583002072		1	0.2%
S583003020		1	0.2%
S583003026		1	0.2%
S583003029		1	0.2%
S583003049		1	0.2%
S583003052		1	0.2%
S583003061		1	0.2%
S583004021		1	0.2%
S583004030		1	0.2%
S583004036		1	0.2%
S583004041		1	0.2%
S583004065		1	0.2%
S583102012		1	0.2%
S592302010		1	0.2%
S592302019		1	0.2%
S592303005		1	0.2%
S592303008		1	0.2%
S592303023		1	0.2%
S592304009		1	0.2%
S592602004		1	0.2%
S592602016		1	0.2%
S592602019		1	0.2%
S592603002		1	0.2%
S592603008		1	0.2%
S592603011		1	0.2%
S593202004		1	0.2%
S593203002		1	0.2%
S593203020		1	0.2%
S593204006		1	0.2%
S593204009		1	0.2%
Warning: these figures indicate the number of cases found in the data file. They cannot be interpreted as summary statistics of the population of interest.			
# interviewer_id: 訪員系統編號			
Information	[Type= continuous] [Format=numeric] [Range= 20012-30107] [Missing=*]		
Statistics [NW/ W]	[Valid=594 -/] [Invalid=0 -/] [Mean=26547.549 -/] [StdDev=4771.611 -/]		
# baby_dob: 幼兒生日			
Information	[Type= discrete] [Format=character] [Missing=*]		

## File : data3

# baby\_dob: 幼兒生日

Statistics [NW/ W] [Valid=594 /-]

Value	Label	Cases	Percentage
2013-04-02		1	0.2%
2013-04-03		2	0.3%
2013-04-04		2	0.3%
2013-04-05		1	0.2%
2013-04-06		1	0.2%
2013-04-08		2	0.3%
2013-04-09		5	0.8%
2013-04-10		2	0.3%
2013-04-11		1	0.2%
2013-04-15		2	0.3%
2013-04-18		2	0.3%
2013-04-19		1	0.2%
2013-04-20		1	0.2%
2013-04-22		4	0.7%
2013-04-23		3	0.5%
2013-04-24		2	0.3%
2013-04-25		2	0.3%
2013-04-27		1	0.2%
2013-04-28		1	0.2%
2013-04-29		4	0.7%
2013-04-30		1	0.2%
2013-05-02		2	0.3%
2013-05-03		2	0.3%
2013-05-04		5	0.8%
2013-05-05		1	0.2%
2013-05-06		5	0.8%
2013-05-07		1	0.2%
2013-05-08		1	0.2%
2013-05-09		3	0.5%
2013-05-10		1	0.2%
2013-05-11		5	0.8%
2013-05-12		1	0.2%
2013-05-13		1	0.2%
2013-05-14		2	0.3%
2013-05-15		1	0.2%
2013-05-16		3	0.5%
2013-05-18		2	0.3%
2013-05-19		1	0.2%
2013-05-20		2	0.3%
2013-05-21		3	0.5%
2013-05-22		5	0.8%
2013-05-23		2	0.3%



## File : data3

# baby\_dob: 幼兒生日

Value	Label	Cases	Percentage
2013-05-24		2	0.3%
2013-05-25		1	0.2%
2013-05-27		1	0.2%
2013-05-28		2	0.3%
2013-05-29		1	0.2%
2013-05-30		2	0.3%
2013-05-31		3	0.5%
2013-06-01		1	0.2%
2013-06-02		1	0.2%
2013-06-03		1	0.2%
2013-06-04		2	0.3%
2013-06-05		2	0.3%
2013-06-06		1	0.2%
2013-06-08		2	0.3%
2013-06-10		1	0.2%
2013-06-11		1	0.2%
2013-06-12		4	0.7%
2013-06-13		3	0.5%
2013-06-14		2	0.3%
2013-06-15		2	0.3%
2013-06-16		1	0.2%
2013-06-17		1	0.2%
2013-06-18		1	0.2%
2013-06-19		2	0.3%
2013-06-21		1	0.2%
2013-06-22		2	0.3%
2013-06-23		1	0.2%
2013-06-24		1	0.2%
2013-06-25		6	1.0%
2013-06-26		1	0.2%
2013-06-27		1	0.2%
2013-06-28		3	0.5%
2013-07-01		4	0.7%
2013-07-02		1	0.2%
2013-07-03		5	0.8%
2013-07-05		2	0.3%
2013-07-06		1	0.2%
2013-07-10		1	0.2%
2013-07-11		2	0.3%
2013-07-13		1	0.2%
2013-07-14		2	0.3%
2013-07-15		1	0.2%
2013-07-16		2	0.3%

## File : data3

# baby\_dob: 幼兒生日

Value	Label	Cases	Percentage
2013-07-17		3	0.5%
2013-07-18		1	0.2%
2013-07-19		2	0.3%
2013-07-20		1	0.2%
2013-07-22		2	0.3%
2013-07-24		2	0.3%
2013-07-25		3	0.5%
2013-07-26		2	0.3%
2013-07-27		2	0.3%
2013-07-28		1	0.2%
2013-07-29		1	0.2%
2013-07-31		1	0.2%
2013-08-01		1	0.2%
2013-08-02		2	0.3%
2013-08-03		2	0.3%
2013-08-05		3	0.5%
2013-08-09		1	0.2%
2013-08-10		1	0.2%
2013-08-12		1	0.2%
2013-08-14		3	0.5%
2013-08-16		3	0.5%
2013-08-17		2	0.3%
2013-08-18		1	0.2%
2013-08-19		3	0.5%
2013-08-20		1	0.2%
2013-08-21		3	0.5%
2013-08-23		1	0.2%
2013-08-24		5	0.8%
2013-08-25		1	0.2%
2013-08-26		2	0.3%
2013-08-27		6	1.0%
2013-08-28		1	0.2%
2013-08-29		1	0.2%
2013-08-30		4	0.7%
2013-08-31		1	0.2%
2013-09-01		1	0.2%
2013-09-03		1	0.2%
2013-09-04		7	1.2%
2013-09-06		2	0.3%
2013-09-07		2	0.3%
2013-09-08		2	0.3%
2013-09-09		1	0.2%
2013-09-11		3	0.5%

## File : data3

# baby\_dob: 幼兒生日

Value	Label	Cases	Percentage
2013-09-12		3	0.5%
2013-09-13		1	0.2%
2013-09-15		2	0.3%
2013-09-16		2	0.3%
2013-09-17		2	0.3%
2013-09-18		2	0.3%
2013-09-19		2	0.3%
2013-09-20		3	0.5%
2013-09-21		2	0.3%
2013-09-22		2	0.3%
2013-09-23		1	0.2%
2013-09-24		2	0.3%
2013-09-25		2	0.3%
2013-09-26		1	0.2%
2013-09-27		2	0.3%
2013-09-28		2	0.3%
2013-09-29		1	0.2%
2013-09-30		1	0.2%
2013-10-01		1	0.2%
2013-10-02		2	0.3%
2013-10-03		2	0.3%
2013-10-04		1	0.2%
2013-10-05		2	0.3%
2013-10-06		1	0.2%
2013-10-08		1	0.2%
2013-10-09		3	0.5%
2013-10-10		2	0.3%
2013-10-11		2	0.3%
2013-10-12		2	0.3%
2013-10-14		2	0.3%
2013-10-15		2	0.3%
2013-10-16		2	0.3%
2013-10-17		2	0.3%
2013-10-20		1	0.2%
2013-10-21		3	0.5%
2013-10-22		3	0.5%
2013-10-23		3	0.5%
2013-10-24		2	0.3%
2013-10-25		2	0.3%
2013-10-26		1	0.2%
2013-10-29		6	1.0%
2013-10-30		1	0.2%
2013-10-31		4	0.7%

## File : data3

# baby\_dob: 幼兒生日

Value	Label	Cases	Percentage
2013-11-01		1	0.2%
2013-11-02		2	0.3%
2013-11-03		3	0.5%
2013-11-05		1	0.2%
2013-11-06		1	0.2%
2013-11-07		3	0.5%
2013-11-10		1	0.2%
2013-11-11		2	0.3%
2013-11-12		3	0.5%
2013-11-13		1	0.2%
2013-11-14		5	0.8%
2013-11-15		1	0.2%
2013-11-16		4	0.7%
2013-11-17		2	0.3%
2013-11-19		2	0.3%
2013-11-20		2	0.3%
2013-11-21		2	0.3%
2013-11-22		3	0.5%
2013-11-23		5	0.8%
2013-11-24		2	0.3%
2013-11-25		4	0.7%
2013-11-26		1	0.2%
2013-11-28		1	0.2%
2013-11-29		1	0.2%
2013-12-01		1	0.2%
2013-12-02		1	0.2%
2013-12-05		2	0.3%
2013-12-08		1	0.2%
2013-12-09		2	0.3%
2013-12-10		4	0.7%
2013-12-11		1	0.2%
2013-12-13		4	0.7%
2013-12-14		1	0.2%
2013-12-15		2	0.3%
2013-12-16		1	0.2%
2013-12-17		1	0.2%
2013-12-18		2	0.3%
2013-12-19		2	0.3%
2013-12-20		2	0.3%
2013-12-22		4	0.7%
2013-12-23		1	0.2%
2013-12-24		4	0.7%
2013-12-25		4	0.7%

## File : data3

# baby\_dob: 幼兒生日

Value	Label	Cases	Percentage
2013-12-26		3	0.5%
2013-12-27		2	0.3%
2013-12-28		1	0.2%
2013-12-29		1	0.2%
2013-12-30		2	0.3%
2013-12-31		3	0.5%
2014-01-01		2	0.3%
2014-01-02		1	0.2%
2014-01-03		3	0.5%
2014-01-04		1	0.2%
2014-01-05		3	0.5%
2014-01-06		2	0.3%
2014-01-07		2	0.3%
2014-01-08		4	0.7%
2014-01-09		2	0.3%
2014-01-10		2	0.3%
2014-01-11		1	0.2%
2014-01-12		1	0.2%
2014-01-13		2	0.3%
2014-01-15		3	0.5%
2014-01-16		1	0.2%
2014-01-17		3	0.5%
2014-01-18		2	0.3%
2014-01-19		2	0.3%
2014-01-20		2	0.3%
2014-01-21		2	0.3%
2014-01-22		4	0.7%
2014-01-23		1	0.2%
2014-01-25		1	0.2%
2014-01-27		1	0.2%
2014-01-28		5	0.8%
2014-01-29		2	0.3%
2014-02-01		1	0.2%
2014-02-02		1	0.2%
2014-02-03		1	0.2%
2014-02-05		2	0.3%
2014-02-06		3	0.5%
2014-02-07		3	0.5%
2014-02-08		1	0.2%
2014-02-10		2	0.3%
2014-02-11		1	0.2%
2014-02-12		1	0.2%
2014-02-13		1	0.2%

## File : data3

# **baby\_dob:** 幼児生日

Value	Label	Cases	Percentage
2014-02-14		2	<div><div></div></div> 0.3%
2014-02-15		2	<div><div></div></div> 0.3%
2014-02-17		2	<div><div></div></div> 0.3%
2014-02-18		1	<div><div></div></div> 0.2%
2014-02-19		1	<div><div></div></div> 0.2%
2014-02-20		3	<div><div></div></div> 0.5%
2014-02-22		1	<div><div></div></div> 0.2%
2014-02-23		2	<div><div></div></div> 0.3%
2014-02-24		4	<div><div></div></div> 0.7%
2014-02-25		4	<div><div></div></div> 0.7%
2014-02-27		1	<div><div></div></div> 0.2%
2014-02-28		1	<div><div></div></div> 0.2%
2014-03-01		2	<div><div></div></div> 0.3%
2014-03-02		2	<div><div></div></div> 0.3%
2014-03-06		4	<div><div></div></div> 0.7%
2014-03-07		1	<div><div></div></div> 0.2%
2014-03-08		2	<div><div></div></div> 0.3%
2014-03-09		2	<div><div></div></div> 0.3%
2014-03-10		1	<div><div></div></div> 0.2%
2014-03-11		1	<div><div></div></div> 0.2%
2014-03-12		2	<div><div></div></div> 0.3%
2014-03-13		4	<div><div></div></div> 0.7%
2014-03-14		3	<div><div></div></div> 0.5%
2014-03-15		3	<div><div></div></div> 0.5%
2014-03-16		1	<div><div></div></div> 0.2%
2014-03-17		1	<div><div></div></div> 0.2%
2014-03-18		3	<div><div></div></div> 0.5%
2014-03-24		1	<div><div></div></div> 0.2%
2014-03-25		2	<div><div></div></div> 0.3%
2014-03-26		2	<div><div></div></div> 0.3%
2014-03-27		1	<div><div></div></div> 0.2%
2014-03-28		2	<div><div></div></div> 0.3%
2014-03-29		6	<div><div></div></div> 1.0%
2014-03-30		3	<div><div></div></div> 0.5%
2014-03-31		1	<div><div></div></div> 0.2%

*Warning: these figures indicate the number of cases found in the data file. They cannot be interpreted as summary statistics of the population of interest.*

# **int\_date:** 完訪日期

Information		[Type= discrete] [Format=character] [Missing=*]		
Statistics [NW/ W]		[Valid=594 /-]		
Value	Label	Cases	Percentage	
2017-03-15		1	<div></div>	0.2%
2017-03-17		1	<div></div>	0.2%
2017-03-20		1	<div></div>	0.2%

## File : data3

# int\_date: 完訪日期

Value	Label	Cases	Percentage
2017-03-22		1	<div><div></div></div> 0.2%
2017-03-26		1	<div><div></div></div> 0.2%
2017-03-31		1	<div><div></div></div> 0.2%
2017-04-05		1	<div><div></div></div> 0.2%
2017-04-07		2	<div><div></div></div> 0.3%
2017-04-10		1	<div><div></div></div> 0.2%
2017-04-11		3	<div><div></div></div> 0.5%
2017-04-12		3	<div><div></div></div> 0.5%
2017-04-17		4	<div><div></div></div> 0.7%
2017-04-18		4	<div><div></div></div> 0.7%
2017-04-19		2	<div><div></div></div> 0.3%
2017-04-20		4	<div><div></div></div> 0.7%
2017-04-21		2	<div><div></div></div> 0.3%
2017-04-24		2	<div><div></div></div> 0.3%
2017-04-25		1	<div><div></div></div> 0.2%
2017-04-26		1	<div><div></div></div> 0.2%
2017-04-27		1	<div><div></div></div> 0.2%
2017-04-28		3	<div><div></div></div> 0.5%
2017-05-01		1	<div><div></div></div> 0.2%
2017-05-02		1	<div><div></div></div> 0.2%
2017-05-03		1	<div><div></div></div> 0.2%
2017-05-04		1	<div><div></div></div> 0.2%
2017-05-09		2	<div><div></div></div> 0.3%
2017-05-10		2	<div><div></div></div> 0.3%
2017-05-11		2	<div><div></div></div> 0.3%
2017-05-12		1	<div><div></div></div> 0.2%
2017-05-15		3	<div><div></div></div> 0.5%
2017-05-17		2	<div><div></div></div> 0.3%
2017-05-18		5	<div><div></div></div> 0.8%
2017-05-22		4	<div><div></div></div> 0.7%
2017-05-23		5	<div><div></div></div> 0.8%
2017-05-24		2	<div><div></div></div> 0.3%
2017-05-25		3	<div><div></div></div> 0.5%
2017-05-26		1	<div><div></div></div> 0.2%
2017-05-31		2	<div><div></div></div> 0.3%
2017-06-01		4	<div><div></div></div> 0.7%
2017-06-02		1	<div><div></div></div> 0.2%
2017-06-03		1	<div><div></div></div> 0.2%
2017-06-05		1	<div><div></div></div> 0.2%
2017-06-06		1	<div><div></div></div> 0.2%
2017-06-08		4	<div><div></div></div> 0.7%
2017-06-09		2	<div><div></div></div> 0.3%
2017-06-12		5	<div><div></div></div> 0.8%

## File : data3

# int\_date: 完訪日期

Value	Label	Cases	Percentage
2017-06-13		2	<div><div></div></div> 0.3%
2017-06-14		1	<div><div></div></div> 0.2%
2017-06-15		2	<div><div></div></div> 0.3%
2017-06-16		2	<div><div></div></div> 0.3%
2017-06-19		2	<div><div></div></div> 0.3%
2017-06-20		1	<div><div></div></div> 0.2%
2017-06-21		4	<div><div></div></div> 0.7%
2017-06-22		2	<div><div></div></div> 0.3%
2017-06-23		3	<div><div></div></div> 0.5%
2017-06-26		4	<div><div></div></div> 0.7%
2017-06-27		1	<div><div></div></div> 0.2%
2017-06-29		4	<div><div></div></div> 0.7%
2017-06-30		2	<div><div></div></div> 0.3%
2017-07-01		2	<div><div></div></div> 0.3%
2017-07-03		3	<div><div></div></div> 0.5%
2017-07-05		1	<div><div></div></div> 0.2%
2017-07-06		4	<div><div></div></div> 0.7%
2017-07-07		2	<div><div></div></div> 0.3%
2017-07-09		1	<div><div></div></div> 0.2%
2017-07-10		3	<div><div></div></div> 0.5%
2017-07-11		2	<div><div></div></div> 0.3%
2017-07-12		1	<div><div></div></div> 0.2%
2017-07-13		2	<div><div></div></div> 0.3%
2017-07-14		2	<div><div></div></div> 0.3%
2017-07-17		1	<div><div></div></div> 0.2%
2017-07-18		5	<div><div></div></div> 0.8%
2017-07-19		2	<div><div></div></div> 0.3%
2017-07-20		3	<div><div></div></div> 0.5%
2017-07-21		2	<div><div></div></div> 0.3%
2017-07-24		3	<div><div></div></div> 0.5%
2017-07-25		2	<div><div></div></div> 0.3%
2017-07-26		1	<div><div></div></div> 0.2%
2017-07-27		3	<div><div></div></div> 0.5%
2017-07-28		3	<div><div></div></div> 0.5%
2017-07-31		1	<div><div></div></div> 0.2%
2017-08-01		2	<div><div></div></div> 0.3%
2017-08-02		1	<div><div></div></div> 0.2%
2017-08-03		1	<div><div></div></div> 0.2%
2017-08-07		1	<div><div></div></div> 0.2%
2017-08-08		2	<div><div></div></div> 0.3%
2017-08-14		2	<div><div></div></div> 0.3%
2017-08-15		1	<div><div></div></div> 0.2%
2017-08-16		2	<div><div></div></div> 0.3%



## File : data3

# int\_date: 完訪日期

Value	Label	Cases	Percentage
2017-08-17		1	<div><div></div></div> 0.2%
2017-08-18		2	<div><div></div></div> 0.3%
2017-08-21		2	<div><div></div></div> 0.3%
2017-08-23		1	<div><div></div></div> 0.2%
2017-08-25		1	<div><div></div></div> 0.2%
2017-08-30		5	<div><div></div></div> 0.8%
2017-08-31		2	<div><div></div></div> 0.3%
2017-09-01		2	<div><div></div></div> 0.3%
2017-09-04		2	<div><div></div></div> 0.3%
2017-09-05		5	<div><div></div></div> 0.8%
2017-09-07		1	<div><div></div></div> 0.2%
2017-09-08		3	<div><div></div></div> 0.5%
2017-09-11		3	<div><div></div></div> 0.5%
2017-09-12		1	<div><div></div></div> 0.2%
2017-09-13		4	<div><div></div></div> 0.7%
2017-09-14		2	<div><div></div></div> 0.3%
2017-09-15		4	<div><div></div></div> 0.7%
2017-09-18		1	<div><div></div></div> 0.2%
2017-09-19		1	<div><div></div></div> 0.2%
2017-09-21		2	<div><div></div></div> 0.3%
2017-09-22		3	<div><div></div></div> 0.5%
2017-09-26		2	<div><div></div></div> 0.3%
2017-09-27		4	<div><div></div></div> 0.7%
2017-09-28		1	<div><div></div></div> 0.2%
2017-09-29		2	<div><div></div></div> 0.3%
2017-09-30		3	<div><div></div></div> 0.5%
2017-10-02		4	<div><div></div></div> 0.7%
2017-10-05		2	<div><div></div></div> 0.3%
2017-10-06		2	<div><div></div></div> 0.3%
2017-10-11		2	<div><div></div></div> 0.3%
2017-10-12		1	<div><div></div></div> 0.2%
2017-10-13		2	<div><div></div></div> 0.3%
2017-10-16		2	<div><div></div></div> 0.3%
2017-10-17		2	<div><div></div></div> 0.3%
2017-10-18		2	<div><div></div></div> 0.3%
2017-10-19		1	<div><div></div></div> 0.2%
2017-10-20		2	<div><div></div></div> 0.3%
2017-10-22		1	<div><div></div></div> 0.2%
2017-10-23		3	<div><div></div></div> 0.5%
2017-10-24		2	<div><div></div></div> 0.3%
2017-10-25		2	<div><div></div></div> 0.3%
2017-10-26		4	<div><div></div></div> 0.7%
2017-10-27		1	<div><div></div></div> 0.2%

## File : data3

# int\_date: 完訪日期

Value	Label	Cases	Percentage
2017-10-28		1	<div><div></div></div> 0.2%
2017-10-30		2	<div><div></div></div> 0.3%
2017-10-31		1	<div><div></div></div> 0.2%
2017-11-01		6	<div><div></div></div> 1.0%
2017-11-02		4	<div><div></div></div> 0.7%
2017-11-03		3	<div><div></div></div> 0.5%
2017-11-04		1	<div><div></div></div> 0.2%
2017-11-06		1	<div><div></div></div> 0.2%
2017-11-07		9	<div><div></div></div> 1.5%
2017-11-09		5	<div><div></div></div> 0.8%
2017-11-10		4	<div><div></div></div> 0.7%
2017-11-11		1	<div><div></div></div> 0.2%
2017-11-13		4	<div><div></div></div> 0.7%
2017-11-14		5	<div><div></div></div> 0.8%
2017-11-15		14	<div><div></div></div> 2.4%
2017-11-16		1	<div><div></div></div> 0.2%
2017-11-20		3	<div><div></div></div> 0.5%
2017-11-21		3	<div><div></div></div> 0.5%
2017-11-22		1	<div><div></div></div> 0.2%
2017-11-23		1	<div><div></div></div> 0.2%
2017-11-24		2	<div><div></div></div> 0.3%
2017-11-26		1	<div><div></div></div> 0.2%
2017-11-27		2	<div><div></div></div> 0.3%
2017-11-28		3	<div><div></div></div> 0.5%
2017-11-29		6	<div><div></div></div> 1.0%
2017-11-30		2	<div><div></div></div> 0.3%
2017-12-01		1	<div><div></div></div> 0.2%
2017-12-03		2	<div><div></div></div> 0.3%
2017-12-06		2	<div><div></div></div> 0.3%
2017-12-07		5	<div><div></div></div> 0.8%
2017-12-08		2	<div><div></div></div> 0.3%
2017-12-11		4	<div><div></div></div> 0.7%
2017-12-12		2	<div><div></div></div> 0.3%
2017-12-13		1	<div><div></div></div> 0.2%
2017-12-14		3	<div><div></div></div> 0.5%
2017-12-15		1	<div><div></div></div> 0.2%
2017-12-18		3	<div><div></div></div> 0.5%
2017-12-19		1	<div><div></div></div> 0.2%
2017-12-20		1	<div><div></div></div> 0.2%
2017-12-21		2	<div><div></div></div> 0.3%
2017-12-22		2	<div><div></div></div> 0.3%
2017-12-25		4	<div><div></div></div> 0.7%
2017-12-26		2	<div><div></div></div> 0.3%

## File : data3

# int\_date: 完訪日期

Value	Label	Cases	Percentage
2017-12-27		4	<div></div> 0.7%
2017-12-28		2	<div></div> 0.3%
2017-12-29		4	<div></div> 0.7%
2018-01-01		1	<div></div> 0.2%
2018-01-02		4	<div></div> 0.7%
2018-01-03		3	<div></div> 0.5%
2018-01-04		1	<div></div> 0.2%
2018-01-05		2	<div></div> 0.3%
2018-01-07		1	<div></div> 0.2%
2018-01-08		2	<div></div> 0.3%
2018-01-10		2	<div></div> 0.3%
2018-01-11		4	<div></div> 0.7%
2018-01-13		1	<div></div> 0.2%
2018-01-15		6	<div></div> 1.0%
2018-01-17		4	<div></div> 0.7%
2018-01-18		4	<div></div> 0.7%
2018-01-19		6	<div></div> 1.0%
2018-01-20		1	<div></div> 0.2%
2018-01-22		4	<div></div> 0.7%
2018-01-23		3	<div></div> 0.5%
2018-01-24		4	<div></div> 0.7%
2018-01-25		4	<div></div> 0.7%
2018-01-26		2	<div></div> 0.3%
2018-01-29		1	<div></div> 0.2%
2018-02-01		2	<div></div> 0.3%
2018-02-02		1	<div></div> 0.2%
2018-02-05		1	<div></div> 0.2%
2018-02-06		2	<div></div> 0.3%
2018-02-07		3	<div></div> 0.5%
2018-02-08		3	<div></div> 0.5%
2018-02-09		2	<div></div> 0.3%
2018-02-12		1	<div></div> 0.2%
2018-02-21		1	<div></div> 0.2%
2018-02-22		4	<div></div> 0.7%
2018-02-23		1	<div></div> 0.2%
2018-02-28		1	<div></div> 0.2%
2018-03-01		3	<div></div> 0.5%
2018-03-02		1	<div></div> 0.2%
2018-03-05		2	<div></div> 0.3%
2018-03-06		5	<div></div> 0.8%
2018-03-07		2	<div></div> 0.3%
2018-03-08		2	<div></div> 0.3%
2018-03-09		2	<div></div> 0.3%

## File : data3

# int\_date: 完訪日期

Value	Label	Cases	Percentage
2018-03-13		2	<div><div></div></div> 0.3%
2018-03-14		2	<div><div></div></div> 0.3%
2018-03-15		1	<div><div></div></div> 0.2%
2018-03-17		1	<div><div></div></div> 0.2%
2018-03-19		5	<div><div></div></div> 0.8%
2018-03-20		1	<div><div></div></div> 0.2%
2018-03-21		2	<div><div></div></div> 0.3%
2018-03-22		1	<div><div></div></div> 0.2%
2018-03-26		5	<div><div></div></div> 0.8%
2018-03-27		1	<div><div></div></div> 0.2%
2018-03-28		1	<div><div></div></div> 0.2%
2018-03-29		3	<div><div></div></div> 0.5%
2018-04-02		2	<div><div></div></div> 0.3%
2018-04-03		3	<div><div></div></div> 0.5%
2018-04-09		1	<div><div></div></div> 0.2%
2018-04-10		2	<div><div></div></div> 0.3%
2018-04-11		2	<div><div></div></div> 0.3%
2018-04-13		2	<div><div></div></div> 0.3%
2018-04-17		3	<div><div></div></div> 0.5%
2018-04-18		4	<div><div></div></div> 0.7%
2018-04-19		3	<div><div></div></div> 0.5%
2018-04-20		1	<div><div></div></div> 0.2%
2018-04-21		1	<div><div></div></div> 0.2%
2018-04-23		1	<div><div></div></div> 0.2%
2018-04-24		1	<div><div></div></div> 0.2%
2018-04-27		2	<div><div></div></div> 0.3%
2018-04-30		2	<div><div></div></div> 0.3%
2018-05-04		1	<div><div></div></div> 0.2%
2018-05-07		1	<div><div></div></div> 0.2%
2018-05-08		3	<div><div></div></div> 0.5%
2018-05-10		2	<div><div></div></div> 0.3%
2018-05-14		3	<div><div></div></div> 0.5%
2018-05-15		1	<div><div></div></div> 0.2%
2018-05-18		1	<div><div></div></div> 0.2%
2018-05-25		1	<div><div></div></div> 0.2%
2018-05-28		2	<div><div></div></div> 0.3%
2018-05-29		1	<div><div></div></div> 0.2%
2018-05-31		1	<div><div></div></div> 0.2%
2018-06-03		2	<div><div></div></div> 0.3%
2018-06-13		2	<div><div></div></div> 0.3%
2018-06-19		1	<div><div></div></div> 0.2%
2018-07-03		1	<div><div></div></div> 0.2%

Warning: these figures indicate the number of cases found in the data file. They cannot be interpreted as summary statistics of the population of interest.

<b>File : data3</b>			
# <b>baby_sex:</b> 幼兒性別			
<b>Information</b>	[Type= discrete] [Format=numeric] [Range= 1-2] [Missing=*]		
<b>Statistics [NW/ W]</b>	[Valid=594 /-] [Invalid=0 /-]		
<b>Value</b>	<b>Label</b>	<b>Cases</b>	<b>Percentage</b>
1	男	299	<div><div></div></div> 50.3%
2	女	295	<div><div></div></div> 49.7%
<i>Warning: these figures indicate the number of cases found in the data file. They cannot be interpreted as summary statistics of the population of interest.</i>			
# <b>tgender:</b> 教保人員/托育人員/保母性別			
<b>Information</b>	[Type= discrete] [Format=numeric] [Range= 1-3] [Missing=*]		
<b>Statistics [NW/ W]</b>	[Valid=594 /-] [Invalid=0 /-]		
<b>Value</b>	<b>Label</b>	<b>Cases</b>	<b>Percentage</b>
1	男	3	<div><div></div></div> 0.5%
2	女	588	<div><div></div></div> 99.0%
3	拒答	3	<div><div></div></div> 0.5%
<i>Warning: these figures indicate the number of cases found in the data file. They cannot be interpreted as summary statistics of the population of interest.</i>			
# <b>basic01:</b> 一.1. 您從事幼兒園教保人員工作/照顧三歲(含)以下孩子的經驗有幾年?			
<b>Information</b>	[Type= discrete] [Format=numeric] [Range= 0.4-9999] [Missing=*]		
<b>Statistics [NW/ W]</b>	[Valid=594 /-] [Invalid=0 /-]		
<b>Value</b>	<b>Label</b>	<b>Cases</b>	<b>Percentage</b>
0.4		1	<div><div></div></div> 0.2%
0.5		5	<div><div></div></div> 0.8%
1		28	<div><div></div></div> 4.7%
1.5		4	<div><div></div></div> 0.7%
2		22	<div><div></div></div> 3.7%
2.5		4	<div><div></div></div> 0.7%
3		32	<div><div></div></div> 5.4%
4		36	<div><div></div></div> 6.1%
4.5		1	<div><div></div></div> 0.2%
5		37	<div><div></div></div> 6.2%
5.5		1	<div><div></div></div> 0.2%
6		32	<div><div></div></div> 5.4%
7		24	<div><div></div></div> 4.0%
8		23	<div><div></div></div> 3.9%
9		17	<div><div></div></div> 2.9%
10		44	<div><div></div></div> 7.4%
11		12	<div><div></div></div> 2.0%
11.5		1	<div><div></div></div> 0.2%
12		19	<div><div></div></div> 3.2%
13		17	<div><div></div></div> 2.9%
14		11	<div><div></div></div> 1.9%
15		45	<div><div></div></div> 7.6%
16		16	<div><div></div></div> 2.7%
17		12	<div><div></div></div> 2.0%

## File : data3

# **basic01:** 一. 1. 您從事幼兒園教保人員工作/照顧三歲(含)以下孩子的經驗有幾年?

Value	Label	Cases	Percentage
18		16	<div><div></div></div> 2.7%
19		4	<div><div></div></div> 0.7%
20		64	<div><div></div></div> 10.8%
21		4	<div><div></div></div> 0.7%
22		7	<div><div></div></div> 1.2%
23		5	<div><div></div></div> 0.8%
24		5	<div><div></div></div> 0.8%
25		16	<div><div></div></div> 2.7%
26		3	<div><div></div></div> 0.5%
27		8	<div><div></div></div> 1.3%
28		3	<div><div></div></div> 0.5%
29		1	<div><div></div></div> 0.2%
30		4	<div><div></div></div> 0.7%
31		1	<div><div></div></div> 0.2%
35		5	<div><div></div></div> 0.8%
7777	拒答	1	<div><div></div></div> 0.2%
8888	不知道	2	<div><div></div></div> 0.3%
9999	遺漏值	1	<div><div></div></div> 0.2%

Warning: these figures indicate the number of cases found in the data file. They cannot be interpreted as summary statistics of the population of interest.

# **basic02:** 一. 2. 您是民國\_\_年出生的

<b>Information</b>	[Type= continuous] [Format=numeric] [Range= 25-9999] [Missing=*]		
<b>Statistics [NW/ W]</b>	[Valid=594 /-] [Invalid=0 /-]		
Value	Label	Cases	Percentage
7777	拒答	1	<div><div></div></div> 100.0%
8888	不知道	0	
9999	遺漏值	0	

Warning: these figures indicate the number of cases found in the data file. They cannot be interpreted as summary statistics of the population of interest.

# **tsorting:** 問卷版本

<b>Information</b>	[Type= discrete] [Format=numeric] [Range= 1-3] [Missing=*]		
<b>Statistics [NW/ W]</b>	[Valid=594 /-] [Invalid=0 /-]		
Value	Label	Cases	Percentage
1	幼兒園問卷	585	<div><div></div></div> 98.5%
2	托嬰中心問卷	0	
3	保母問卷	9	<div><div></div></div> 1.5%

Warning: these figures indicate the number of cases found in the data file. They cannot be interpreted as summary statistics of the population of interest.

# **basic0301:** 一. [教保人員/托育人員] 3. 目前服務的機構：機構性質

<b>Information</b>	[Type= discrete] [Format=numeric] [Range= 1-9999] [Missing=*]		
<b>Statistics [NW/ W]</b>	[Valid=594 /-] [Invalid=0 /-]		
Value	Label	Cases	Percentage
1	公立	135	<div><div></div></div> 22.7%
2	私立	435	<div><div></div></div> 73.2%

## File : data3

# **basic0301:** 一.[教保人員/托育人員]3.目前服務的機構：機構性質

Value	Label	Cases	Percentage
3	公設民營(公私協力)	12	<div><div></div></div> 2.0%
4	拒答	0	
9996	不適用/跳答	9	<div><div></div></div> 1.5%
9999	遺漏值	3	<div><div></div></div> 0.5%

*Warning: these figures indicate the number of cases found in the data file. They cannot be interpreted as summary statistics of the population of interest.*

# **basic0302:** 一.[教保人員/托育人員]3.目前服務的機構：立案狀況

<b>Information</b>	[Type= discrete] [Format=numeric] [Range= 1-9999] [Missing=*]
<b>Statistics [NW/ W]</b>	[Valid=594 /-] [Invalid=0 /-]

Value	Label	Cases	Percentage
1	已立案	581	<div><div></div></div> 97.8%
2	尚未立案	1	<div><div></div></div> 0.2%
3	拒答	0	
4	不知道	2	<div><div></div></div> 0.3%
9996	不適用/跳答	9	<div><div></div></div> 1.5%
9999	遺漏值	1	<div><div></div></div> 0.2%

*Warning: these figures indicate the number of cases found in the data file. They cannot be interpreted as summary statistics of the population of interest.*

# **basic08:** 一.[教保人員/托育人員]5.您現在照顧\_\_\_個孩子

<b>Information</b>	[Type= continuous] [Format=numeric] [Range= 1-9996] [Missing=*]
<b>Statistics [NW/ W]</b>	[Valid=594 /-] [Invalid=0 /-]

Value	Label	Cases	Percentage
7777	拒答	1	<div><div></div></div> 9.1%
8888	不知道	1	<div><div></div></div> 9.1%
9996	不適用/跳答	9	<div><div></div></div> 81.8%

*Warning: these figures indicate the number of cases found in the data file. They cannot be interpreted as summary statistics of the population of interest.*

# **basic09:** 一.[教保人員/托育人員]5.和您一起照顧孩子的教保人員/托育人員有\_\_\_人

<b>Information</b>	[Type= discrete] [Format=numeric] [Range= 0-9999] [Missing=*]
<b>Statistics [NW/ W]</b>	[Valid=594 /-] [Invalid=0 /-]

Value	Label	Cases	Percentage
0		132	<div><div></div></div> 22.2%
1		292	<div><div></div></div> 49.2%
2		138	<div><div></div></div> 23.2%
3		14	<div><div></div></div> 2.4%
4		3	<div><div></div></div> 0.5%
15		1	<div><div></div></div> 0.2%
24		1	<div><div></div></div> 0.2%
30		1	<div><div></div></div> 0.2%
7777	拒答	1	<div><div></div></div> 0.2%
8888	不知道	2	<div><div></div></div> 0.3%
9996	不適用/跳答	9	<div><div></div></div> 1.5%
9999	遺漏值	0	

*Warning: these figures indicate the number of cases found in the data file. They cannot be interpreted as summary statistics of the population of interest.*

<b>File : data3</b>			
# <b>basic0401:</b> 一. [ 幼兒園教保人員]4. 您具備的教保人員資格是： <b>1.幼兒園教師證</b>			
Information	[Type= discrete] [Format=numeric] [Range= 0-9999] [Missing=*]		
Statistics [NW/ W]	[Valid=594 /-] [Invalid=0 /-]		
Value	Label	Cases	Percentage
0	否	452	<div><div></div></div> 76.1%
1	是	132	<div><div></div></div> 22.2%
9996	不適用	9	<div><div></div></div> 1.5%
9999	遺漏值	1	<div><div></div></div> 0.2%
Warning: these figures indicate the number of cases found in the data file. They cannot be interpreted as summary statistics of the population of interest.			
# <b>basic0402:</b> 一. [ 幼兒園教保人員]4. 您具備的教保人員資格是： <b>2.教保員資格</b>			
Information	[Type= discrete] [Format=numeric] [Range= 0-9999] [Missing=*]		
Statistics [NW/ W]	[Valid=594 /-] [Invalid=0 /-]		
Value	Label	Cases	Percentage
0	否	124	<div><div></div></div> 20.9%
1	是	460	<div><div></div></div> 77.4%
9996	不適用	9	<div><div></div></div> 1.5%
9999	遺漏值	1	<div><div></div></div> 0.2%
Warning: these figures indicate the number of cases found in the data file. They cannot be interpreted as summary statistics of the population of interest.			
# <b>basic0403:</b> 一. [ 幼兒園教保人員]4. 您具備的教保人員資格是： <b>3.助理教保員資格</b>			
Information	[Type= discrete] [Format=numeric] [Range= 0-9999] [Missing=*]		
Statistics [NW/ W]	[Valid=594 /-] [Invalid=0 /-]		
Value	Label	Cases	Percentage
0	否	508	<div><div></div></div> 85.5%
1	是	76	<div><div></div></div> 12.8%
9996	不適用	9	<div><div></div></div> 1.5%
9999	遺漏值	1	<div><div></div></div> 0.2%
Warning: these figures indicate the number of cases found in the data file. They cannot be interpreted as summary statistics of the population of interest.			
# <b>basic0404:</b> 一. [ 幼兒園教保人員]4. 您具備的教保人員資格是： <b>4.其他</b>			
Information	[Type= discrete] [Format=numeric] [Range= 0-9999] [Missing=*]		
Statistics [NW/ W]	[Valid=594 /-] [Invalid=0 /-]		
Value	Label	Cases	Percentage
0	否	545	<div><div></div></div> 91.8%
1	是	39	<div><div></div></div> 6.6%
9996	不適用	9	<div><div></div></div> 1.5%
9999	遺漏值	1	<div><div></div></div> 0.2%
Warning: these figures indicate the number of cases found in the data file. They cannot be interpreted as summary statistics of the population of interest.			
# <b>basic0404a:</b> 一. [ 幼兒園教保人員]4. 您具備的教保人員資格是： <b>4.其他(請說明)</b>			
Information	[Type= discrete] [Format=character] [Missing=*]		
Statistics [NW/ W]	[Valid=40 /-] [Invalid=0 /-]		
Value	Label	Cases	Percentage
丙級保母證照		24	<div><div></div></div> 60.0%
中等教師證書		1	<div><div></div></div> 2.5%



## File : data3

# **basic0404a:** 一. [幼兒園教保人員]4. 您具備的教保人員資格是：**4.**其他(請說明)

Value	Label	Cases	Percentage
代課老師（原本老師請育嬰假		1	<div><div></div></div> 2.5%
保母，特教證		1	<div><div></div></div> 2.5%
修畢主管課程		1	<div><div></div></div> 2.5%
園長及保母資格		1	<div><div></div></div> 2.5%
園長證照		3	<div><div></div></div> 7.5%
園長，保母		1	<div><div></div></div> 2.5%
在職進修		1	<div><div></div></div> 2.5%
教保人員資格		1	<div><div></div></div> 2.5%
教學交支援老師		1	<div><div></div></div> 2.5%
有修園長班課程		1	<div><div></div></div> 2.5%
特殊教育教師證		2	<div><div></div></div> 5.0%
目前進修中		1	<div><div></div></div> 2.5%

Warning: these figures indicate the number of cases found in the data file. They cannot be interpreted as summary statistics of the population of interest.

# **basic0405:** 一. [幼兒園教保人員]4. 您具備的教保人員資格是：**5.**沒有(選此選項者，不可填答其他選項)

Information	[Type= discrete] [Format=numeric] [Range= 0-9999] [Missing=*]
Statistics [NW/ W]	[Valid=594 /-] [Invalid=0 /-]

Value	Label	Cases	Percentage
0	否	581	<div><div></div></div> 97.8%
1	是	3	<div><div></div></div> 0.5%
9996	不適用	9	<div><div></div></div> 1.5%
9999	遺漏值	1	<div><div></div></div> 0.2%

Warning: these figures indicate the number of cases found in the data file. They cannot be interpreted as summary statistics of the population of interest.

# **basic0406:** 一. [幼兒園教保人員]4. 您具備的教保人員資格是：拒答(選此選項者，不可填答其他選項)

Information	[Type= discrete] [Format=numeric] [Range= 0-9999] [Missing=*]
Statistics [NW/ W]	[Valid=594 /-] [Invalid=0 /-]

Value	Label	Cases	Percentage
0	否	584	<div><div></div></div> 98.3%
1	是	0	
9996	不適用	9	<div><div></div></div> 1.5%
9999	遺漏值	1	<div><div></div></div> 0.2%

Warning: these figures indicate the number of cases found in the data file. They cannot be interpreted as summary statistics of the population of interest.

# **basic0407:** 一. [幼兒園教保人員]4. 您具備的教保人員資格是：不知道(選此選項者，不可填答其他選項)

Information	[Type= discrete] [Format=numeric] [Range= 0-9999] [Missing=*]
Statistics [NW/ W]	[Valid=594 /-] [Invalid=0 /-]

Value	Label	Cases	Percentage
0	否	584	<div><div></div></div> 98.3%
1	是	0	

<b>File : data3</b>			
# <b>basic0407:</b> 一. [幼兒園教保人員]4. 您具備的教保人員資格是：不知道(選此選項者，不可填答其他選項)			
<b>Value</b>	<b>Label</b>	<b>Cases</b>	<b>Percentage</b>
9996	不適用	9	1.5%
9999	遺漏值	1	0.2%
Warning: these figures indicate the number of cases found in the data file. They cannot be interpreted as summary statistics of the population of interest.			
# <b>basic0601:</b> 一. [保母]3. 您具備的托育人員資格是： <b>1.</b> 保母人員技術士證			
<b>Information</b>	[Type= continuous] [Format=numeric] [Range= 0-9996] [Missing=*]		
<b>Statistics [NW/ W]</b>	[Valid=594 /-] [Invalid=0 /-]		
<b>Value</b>	<b>Label</b>	<b>Cases</b>	<b>Percentage</b>
0	否	2	0.3%
1	是	7	1.2%
9996	不適用	585	98.5%
Warning: these figures indicate the number of cases found in the data file. They cannot be interpreted as summary statistics of the population of interest.			
# <b>basic0602:</b> 一. [保母]3. 您具備的托育人員資格是： <b>2.</b> 高級中等以上學校幼兒保育、家政、護理相關科系			
<b>Information</b>	[Type= discrete] [Format=numeric] [Range= 0-9996] [Missing=*]		
<b>Statistics [NW/ W]</b>	[Valid=594 /-] [Invalid=0 /-]		
<b>Value</b>	<b>Label</b>	<b>Cases</b>	<b>Percentage</b>
0	否	3	0.5%
1	是	6	1.0%
9996	不適用	585	98.5%
Warning: these figures indicate the number of cases found in the data file. They cannot be interpreted as summary statistics of the population of interest.			
# <b>basic0603:</b> 一. [保母]3. 您具備的托育人員資格是： <b>3.</b> 修畢托育人員專業訓練課程並領有證書			
<b>Information</b>	[Type= discrete] [Format=numeric] [Range= 0-9996] [Missing=*]		
<b>Statistics [NW/ W]</b>	[Valid=594 /-] [Invalid=0 /-]		
<b>Value</b>	<b>Label</b>	<b>Cases</b>	<b>Percentage</b>
0	否	6	1.0%
1	是	3	0.5%
9996	不適用	585	98.5%
Warning: these figures indicate the number of cases found in the data file. They cannot be interpreted as summary statistics of the population of interest.			
# <b>basic0604:</b> 一. [保母]3. 您具備的托育人員資格是： <b>4.</b> 沒有以上資格(選此選項者，不可填答其他選項)			
<b>Information</b>	[Type= discrete] [Format=numeric] [Range= 0-9996] [Missing=*]		
<b>Statistics [NW/ W]</b>	[Valid=594 /-] [Invalid=0 /-]		
<b>Value</b>	<b>Label</b>	<b>Cases</b>	<b>Percentage</b>
0	否	8	1.3%
1	是	1	0.2%
9996	不適用	585	98.5%
Warning: these figures indicate the number of cases found in the data file. They cannot be interpreted as summary statistics of the population of interest.			
# <b>basic0605:</b> 一. [保母]3. 您具備的托育人員資格是：拒答(選此選項者，不可填答其他選項)			
<b>Information</b>	[Type= discrete] [Format=numeric] [Range= 0-9996] [Missing=*]		
<b>Statistics [NW/ W]</b>	[Valid=594 /-] [Invalid=0 /-]		
<b>Value</b>	<b>Label</b>	<b>Cases</b>	<b>Percentage</b>
0	否	9	1.5%

## File : data3

# **basic0605:** 一.[保母]3.您具備的托育人員資格是：拒答(選此選項者，不可填答其他選項)

Value	Label	Cases	Percentage
1	是	0	
9996	不適用	585	98.5%

*Warning: these figures indicate the number of cases found in the data file. They cannot be interpreted as summary statistics of the population of interest.*

# **basic0606:** 一.[保母]3.您具備的托育人員資格是：不知道(選此選項者，不可填答其他選項)

<b>Information</b>	[Type= continuous] [Format=numeric] [Range= 0-9996] [Missing=*]
<b>Statistics [NW/ W]</b>	[Valid=594 /-] [Invalid=0 /-]

Value	Label	Cases	Percentage
0	否	9	1.5%
1	是	0	
9996	不適用	585	98.5%

*Warning: these figures indicate the number of cases found in the data file. They cannot be interpreted as summary statistics of the population of interest.*

# **basic07:** 一.[保母]4.您是否向縣市主管機關辦理過托育服務登記？

<b>Information</b>	[Type= continuous] [Format=numeric] [Range= 1-9996] [Missing=*]
<b>Statistics [NW/ W]</b>	[Valid=594 /-] [Invalid=0 /-]

Value	Label	Cases	Percentage
1	是	6	1.0%
2	否	3	0.5%
3	拒答	0	
4	不知道	0	
9996	不適用	585	98.5%

*Warning: these figures indicate the number of cases found in the data file. They cannot be interpreted as summary statistics of the population of interest.*

# **basic0803:** 一.[保母]5.您現在照顧一個六歲以下的孩子

<b>Information</b>	[Type= discrete] [Format=numeric] [Range= 0-9999] [Missing=*]
<b>Statistics [NW/ W]</b>	[Valid=594 /-] [Invalid=0 /-]

Value	Label	Cases	Percentage
0		1	0.2%
2		4	0.7%
4		3	0.5%
7777	拒答	0	
8888	不知道	0	
9996	不適用	585	98.5%
9999	遺漏值	1	0.2%

*Warning: these figures indicate the number of cases found in the data file. They cannot be interpreted as summary statistics of the population of interest.*

# **basic0903:** 一.[保母]5.家裡有——位大人會和孩子互動(例如：玩、說話、餵、抱等)

<b>Information</b>	[Type= discrete] [Format=numeric] [Range= 1-9999] [Missing=*]
<b>Statistics [NW/ W]</b>	[Valid=594 /-] [Invalid=0 /-]

Value	Label	Cases	Percentage
1		1	0.2%
2		1	0.2%
3		2	0.3%
4		2	0.3%

File : data3			
# basic0903: 一.[保母]5.家裡有二位大人會和孩子互動(例如：玩、說話、餵、抱等)			
Value	Label	Cases	Percentage
5		1	0.2%
6		1	0.2%
7		1	0.2%
7777	拒答	0	
8888	不知道	0	
9996	不適用	585	98.5%
9999	遺漏值	0	
Warning: these figures indicate the number of cases found in the data file. They cannot be interpreted as summary statistics of the population of interest.			
# learn01: 二.1.您認為這個年紀的孩子，最重要的學習是什麼?最重要			
Information	[Type= discrete] [Format=numeric] [Range= 1-14] [Missing=*]		
Statistics [NW/ W]	[Valid=594 /-] [Invalid=0 /-]		
Value	Label	Cases	Percentage
1	身體健康	155	26.1%
2	自我照顧(自理)	217	36.5%
3	溝通能力	19	3.2%
4	生活習慣和常規	107	18.0%
5	心理健康(例如：同情心、同理心、自信、快樂、正向等)	34	5.7%
6	情緒處理	20	3.4%
7	人際關係(例如：合作、成為群體的一份子等)	13	2.2%
8	課業表現(例如：寫字、認字、基本數概念，顏色、形狀、序列等)	1	0.2%
9	學習態度和習慣	10	1.7%
10	品行	16	2.7%
11	閱讀	1	0.2%
12	身體動作技巧	1	0.2%
13	其他	0	
14	拒答	0	
Warning: these figures indicate the number of cases found in the data file. They cannot be interpreted as summary statistics of the population of interest.			
# learn01a: 二.1.您認為這個年紀的孩子，最重要的學習是什麼?最重要：其他(請說明)			
Information	[Type= discrete] [Format=character] [Missing=*]		
Statistics [NW/ W]	[Valid=0 /-] [Invalid=0 /-]		
# learn02: 二.1.您認為這個年紀的孩子，最重要的學習是什麼?次之			
Information	[Type= discrete] [Format=numeric] [Range= 1-14] [Missing=*]		
Statistics [NW/ W]	[Valid=594 /-] [Invalid=0 /-]		
Value	Label	Cases	Percentage
1	身體健康	22	3.7%
2	自我照顧(自理)	128	21.5%
3	溝通能力	55	9.3%
4	生活習慣和常規	163	27.4%
5	心理健康(例如：同情心、同理心、自信、快樂、正向等)	56	9.4%
6	情緒處理	46	7.7%
7	人際關係(例如：合作、成為群體的一份子等)	55	9.3%

File : data3			
# <b>learn02:</b> 二.1. 您認為這個年紀的孩子，最重要的學習是什麼?次之			
Value	Label	Cases	Percentage
8	課業表現(例如：寫字、認字、基本數概念，顏色、形狀、序列等)	0	
9	學習態度和習慣	39	<div><div></div></div> 6.6%
10	品行	15	<div><div></div></div> 2.5%
11	閱讀	1	<div><div></div></div> 0.2%
12	身體動作技巧	14	<div><div></div></div> 2.4%
13	其他	0	
14	拒答	0	
Warning: these figures indicate the number of cases found in the data file. They cannot be interpreted as summary statistics of the population of interest.			
# <b>learn02a:</b> 二.1. 您認為這個年紀的孩子，最重要的學習是什麼?次之：其他(請說明)			
Information	[Type= discrete] [Format=character] [Missing=*]		
Statistics [NW/ W]	[Valid=0 /-] [Invalid=0 /-]		
# <b>learn03:</b> 二.1. 您認為這個年紀的孩子，最重要的學習是什麼?再次之			
Information	[Type= discrete] [Format=numeric] [Range= 1-14] [Missing=*]		
Statistics [NW/ W]	[Valid=594 /-] [Invalid=0 /-]		
Value	Label	Cases	Percentage
1	身體健康	20	<div><div></div></div> 3.4%
2	自我照顧(自理)	58	<div><div></div></div> 9.8%
3	溝通能力	55	<div><div></div></div> 9.3%
4	生活習慣和常規	107	<div><div></div></div> 18.0%
5	心理健康(例如：同情心、同理心、自信、快樂、正向等)	55	<div><div></div></div> 9.3%
6	情緒處理	51	<div><div></div></div> 8.6%
7	人際關係(例如：合作、成為群體的一份子等)	114	<div><div></div></div> 19.2%
8	課業表現(例如：寫字、認字、基本數概念，顏色、形狀、序列等)	9	<div><div></div></div> 1.5%
9	學習態度和習慣	60	<div><div></div></div> 10.1%
10	品行	46	<div><div></div></div> 7.7%
11	閱讀	2	<div><div></div></div> 0.3%
12	身體動作技巧	17	<div><div></div></div> 2.9%
13	其他	0	
14	拒答	0	
Warning: these figures indicate the number of cases found in the data file. They cannot be interpreted as summary statistics of the population of interest.			
# <b>learn03a:</b> 二.1. 您認為這個年紀的孩子，最重要的學習是什麼?再次之：其他(請說明)			
Information	[Type= discrete] [Format=character] [Missing=*]		
Statistics [NW/ W]	[Valid=0 /-] [Invalid=0 /-]		
# <b>pro01:</b> 二.2. 當您在托育、教保或教學需要幫忙時，您覺得獲得的幫助夠嗎?			
Information	[Type= discrete] [Format=numeric] [Range= 1-6] [Missing=*]		
Statistics [NW/ W]	[Valid=594 /-] [Invalid=0 /-]		
Value	Label	Cases	Percentage
1	很不足夠	12	<div><div></div></div> 2.0%
2	稍嫌不足	88	<div><div></div></div> 14.8%

## File : data3






# **pro01:** 二.2. 當您在托育、教保或教學需要幫忙時，您覺得獲得的幫助夠嗎？

Value	Label	Cases	Percentage
3	尚且足夠	301	 50.7%
4	很充裕	193	 32.5%
5	拒答	0	
6	不知道	0	

*Warning: these figures indicate the number of cases found in the data file. They cannot be interpreted as summary statistics of the population of interest.*

# **con01:** 二.3. 和您一起照顧孩子的托育人員，對照顧及教育孩子的理念與您一致嗎？








<b>Information</b>	[Type= discrete] [Format=numeric] [Range= 1-5] [Missing=*]
<b>Statistics [NW/ W]</b>	[Valid=594 /-] [Invalid=0 /-]

Value	Label	Cases	Percentage
1	很不一致	1	 0.2%
2	不太一致	10	 1.7%
3	還算一致	232	 39.1%
4	很一致	225	 37.9%
5	沒有其他托育人員	126	 21.2%

*Warning: these figures indicate the number of cases found in the data file. They cannot be interpreted as summary statistics of the population of interest.*

# **act01:** 二.4.1. 說故事給孩子聽(不看書)









<b>Information</b>	[Type= discrete] [Format=numeric] [Range= 1-9999] [Missing=*]
<b>Statistics [NW/ W]</b>	[Valid=594 /-] [Invalid=0 /-]

Value	Label	Cases	Percentage
1	沒有進行	18	 3.0%
2	不是每週都有(每週少於一次)	44	 7.4%
3	每週1-2次	262	 44.1%
4	每週3-4次	170	 28.6%
5	每週5-6次	88	 14.8%
6	每週7次(含)以上(每天不只一次)	11	 1.9%
7	拒答	0	
9999	遺漏值	1	 0.2%

*Warning: these figures indicate the number of cases found in the data file. They cannot be interpreted as summary statistics of the population of interest.*

# **act02:** 二.4.2. 玩扮演遊戲(例如：辦家家酒、真人演出、操作玩具人物、運用道具演出等)

<b>Information</b>	[Type= discrete] [Format=numeric] [Range= 1-9999] [Missing=*]
<b>Statistics [NW/ W]</b>	[Valid=594 /-] [Invalid=0 /-]

Value	Label	Cases	Percentage
1	沒有進行	15	 2.5%
2	不是每週都有(每週少於一次)	69	 11.6%
3	每週1-2次	171	 28.8%
4	每週3-4次	180	 30.3%
5	每週5-6次	137	 23.1%
6	每週7次(含)以上(每天不只一次)	20	 3.4%
7	拒答	1	 0.2%
9999	遺漏值	1	 0.2%

*Warning: these figures indicate the number of cases found in the data file. They cannot be interpreted as summary statistics of the population of interest.*

## File : data3

### # act03: 二.4.3.聽唱手指謠、兒歌

<b>Information</b>	[Type= discrete] [Format=numeric] [Range= 1-9999] [Missing=*]
<b>Statistics [NW/ W]</b>	[Valid=594 /-] [Invalid=0 /-]

Value	Label	Cases	Percentage
1	沒有進行	2	0.3%
2	不是每週都有(每週少於一次)	10	1.7%
3	每週1-2次	121	20.4%
4	每週3-4次	164	27.6%
5	每週5-6次	230	38.7%
6	每週7次(含)以上(每天不只一次)	65	10.9%
7	拒答	1	0.2%
9999	遺漏值	1	0.2%

Warning: these figures indicate the number of cases found in the data file. They cannot be interpreted as summary statistics of the population of interest.

### # act04: 二.4.4.一起看圖畫書

<b>Information</b>	[Type= discrete] [Format=numeric] [Range= 1-9999] [Missing=*]
<b>Statistics [NW/ W]</b>	[Valid=594 /-] [Invalid=0 /-]

Value	Label	Cases	Percentage
1	沒有進行	7	1.2%
2	不是每週都有(每週少於一次)	27	4.5%
3	每週1-2次	173	29.1%
4	每週3-4次	185	31.1%
5	每週5-6次	166	27.9%
6	每週7次(含)以上(每天不只一次)	35	5.9%
7	拒答	0	
9999	遺漏值	1	0.2%

Warning: these figures indicate the number of cases found in the data file. They cannot be interpreted as summary statistics of the population of interest.

### # act05: 二.4.5.數數、認讀數字、計算、顏色和形狀

<b>Information</b>	[Type= discrete] [Format=numeric] [Range= 1-9999] [Missing=*]
<b>Statistics [NW/ W]</b>	[Valid=594 /-] [Invalid=0 /-]

Value	Label	Cases	Percentage
1	沒有進行	4	0.7%
2	不是每週都有(每週少於一次)	30	5.1%
3	每週1-2次	183	30.8%
4	每週3-4次	238	40.1%
5	每週5-6次	110	18.5%
6	每週7次(含)以上(每天不只一次)	28	4.7%
7	拒答	0	
9999	遺漏值	1	0.2%

Warning: these figures indicate the number of cases found in the data file. They cannot be interpreted as summary statistics of the population of interest.

### # act06: 二.4.6.排順序、把東西分類、比較、量東西

<b>Information</b>	[Type= discrete] [Format=numeric] [Range= 1-9999] [Missing=*]
<b>Statistics [NW/ W]</b>	[Valid=594 /-] [Invalid=0 /-]

## File : data3

### # act06: 二.4.6.排順序、把東西分類、比較、量東西

Value	Label	Cases	Percentage
1	沒有進行	7	1.2%
2	不是每週都有(每週少於一次)	42	7.1%
3	每週1-2次	211	35.5%
4	每週3-4次	219	36.9%
5	每週5-6次	93	15.7%
6	每週7次(含)以上(每天不只一次)	21	3.5%
7	拒答	0	
9999	遺漏值	1	0.2%

Warning: these figures indicate the number of cases found in the data file. They cannot be interpreted as summary statistics of the population of interest.

### # act07: 二.4.7.認識生活中常見的文字、圖案或符號

Information	[Type= discrete] [Format=numeric] [Range= 1-9999] [Missing=*]
Statistics [NW/ W]	[Valid=594 /-] [Invalid=0 /-]

Value	Label	Cases	Percentage
1	沒有進行	14	2.4%
2	不是每週都有(每週少於一次)	30	5.1%
3	每週1-2次	177	29.8%
4	每週3-4次	225	37.9%
5	每週5-6次	121	20.4%
6	每週7次(含)以上(每天不只一次)	26	4.4%
7	拒答	0	
9999	遺漏值	1	0.2%

Warning: these figures indicate the number of cases found in the data file. They cannot be interpreted as summary statistics of the population of interest.

### # act08: 二.4.8.教英文或其他外國語言，或提供機會學習

Information	[Type= discrete] [Format=numeric] [Range= 1-9999] [Missing=*]
Statistics [NW/ W]	[Valid=594 /-] [Invalid=0 /-]

Value	Label	Cases	Percentage
1	沒有進行	138	23.2%
2	不是每週都有(每週少於一次)	52	8.8%
3	每週1-2次	174	29.3%
4	每週3-4次	110	18.5%
5	每週5-6次	98	16.5%
6	每週7次(含)以上(每天不只一次)	21	3.5%
7	拒答	0	
9999	遺漏值	1	0.2%

Warning: these figures indicate the number of cases found in the data file. They cannot be interpreted as summary statistics of the population of interest.

### # act09: 二.4.9.一起玩有規則的遊戲或玩具(例如：拼圖、大富翁、撲克牌、123木頭人等)

Information	[Type= discrete] [Format=numeric] [Range= 1-9999] [Missing=*]
Statistics [NW/ W]	[Valid=594 /-] [Invalid=0 /-]

Value	Label	Cases	Percentage
1	沒有進行	32	5.4%
2	不是每週都有(每週少於一次)	82	13.8%



## File : data3

# **act09:** 二.4.9. 一起玩有規則的遊戲或玩具(例如：拼圖、大富翁、撲克牌、123木頭人等)

Value	Label	Cases	Percentage
3	每週1-2次	191	32.2%
4	每週3-4次	150	25.3%
5	每週5-6次	129	21.7%
6	每週7次(含)以上(每天不只一次)	9	1.5%
7	拒答	0	
9999	遺漏值	1	0.2%

*Warning: these figures indicate the number of cases found in the data file. They cannot be interpreted as summary statistics of the population of interest.*

# **act10:** 二.4.10. 看教育性電視節目、DVD，或使用電腦創作軟體

Information	[Type= discrete] [Format=numeric] [Range= 1-9999] [Missing=*]
Statistics [NW/ W]	[Valid=594 /-] [Invalid=0 /-]

Value	Label	Cases	Percentage
1	沒有進行	137	23.1%
2	不是每週都有(每週少於一次)	167	28.1%
3	每週1-2次	199	33.5%
4	每週3-4次	62	10.4%
5	每週5-6次	25	4.2%
6	每週7次(含)以上(每天不只一次)	3	0.5%
7	拒答	0	
9999	遺漏值	1	0.2%

*Warning: these figures indicate the number of cases found in the data file. They cannot be interpreted as summary statistics of the population of interest.*

# **act11:** 二.4.11. 學注音符號

Information	[Type= discrete] [Format=numeric] [Range= 1-9999] [Missing=*]
Statistics [NW/ W]	[Valid=594 /-] [Invalid=0 /-]

Value	Label	Cases	Percentage
1	沒有進行	261	43.9%
2	不是每週都有(每週少於一次)	45	7.6%
3	每週1-2次	178	30.0%
4	每週3-4次	57	9.6%
5	每週5-6次	38	6.4%
6	每週7次(含)以上(每天不只一次)	14	2.4%
7	拒答	0	
9999	遺漏值	1	0.2%

*Warning: these figures indicate the number of cases found in the data file. They cannot be interpreted as summary statistics of the population of interest.*

# **act12:** 二.4.12. 帶動跳、肢體律動或隨音樂跳舞

Information	[Type= discrete] [Format=numeric] [Range= 1-9999] [Missing=*]
Statistics [NW/ W]	[Valid=594 /-] [Invalid=0 /-]

Value	Label	Cases	Percentage
1	沒有進行	2	0.3%
2	不是每週都有(每週少於一次)	8	1.3%
3	每週1-2次	105	17.7%
4	每週3-4次	179	30.1%

## File : data3

# act12: 二.4.12. 帶動跳、肢體律動或隨音樂跳舞

Value	Label	Cases	Percentage
5	每週5-6次	235	39.6%
6	每週7次(含)以上(每天不只一次)	64	10.8%
7	拒答	0	
9999	遺漏值	1	0.2%

*Warning: these figures indicate the number of cases found in the data file. They cannot be interpreted as summary statistics of the population of interest.*

# <b>act13:</b> 二.4.13.進行體能活動(例如：球類活動、跑步等)			
<b>Information</b>		[Type= discrete] [Format=numeric] [Range= 1-9999] [Missing=*]	
<b>Statistics [NW/ W]</b>		[Valid=594 /-] [Invalid=0 /-]	
<b>Value</b>	<b>Label</b>	<b>Cases</b>	<b>Percentage</b>
1	沒有進行	4	0.7%
2	不是每週都有(每週少於一次)	14	2.4%
3	每週1-2次	144	24.2%
4	每週3-4次	156	26.3%
5	每週5-6次	226	38.0%
6	每週7次(含)以上(每天不只一次)	49	8.2%
7	拒答	0	
9999	遺漏值	1	0.2%
Warning: these figures indicate the number of cases found in the data file. They cannot be interpreted as summary statistics of the population of interest.			
# <b>act14:</b> 二.4.14.進行手部精細操作活動(例如：剪貼、摺紙、玩積木、串珠、黏土等)			
<b>Information</b>		[Type= discrete] [Format=numeric] [Range= 1-9999] [Missing=*]	
<b>Statistics [NW/ W]</b>		[Valid=594 /-] [Invalid=0 /-]	
<b>Value</b>	<b>Label</b>	<b>Cases</b>	<b>Percentage</b>
1	沒有進行	5	0.8%
2	不是每週都有(每週少於一次)	26	4.4%
3	每週1-2次	183	30.8%
4	每週3-4次	205	34.5%
5	每週5-6次	148	24.9%
6	每週7次(含)以上(每天不只一次)	26	4.4%
7	拒答	0	
9999	遺漏值	1	0.2%
Warning: these figures indicate the number of cases found in the data file. They cannot be interpreted as summary statistics of the population of interest.			
# <b>act15:</b> 二.4.15.事先檢查及處理各種活動設備設施的安全			
<b>Information</b>		[Type= discrete] [Format=numeric] [Range= 1-9999] [Missing=*]	
<b>Statistics [NW/ W]</b>		[Valid=594 /-] [Invalid=0 /-]	
<b>Value</b>	<b>Label</b>	<b>Cases</b>	<b>Percentage</b>
1	沒有進行	5	0.8%
2	不是每週都有(每週少於一次)	30	5.1%
3	每週1-2次	125	21.0%
4	每週3-4次	99	16.7%
5	每週5-6次	260	43.8%
6	每週7次(含)以上(每天不只一次)	74	12.5%
7	拒答	0	
9999	遺漏值	1	0.2%
Warning: these figures indicate the number of cases found in the data file. They cannot be interpreted as summary statistics of the population of interest.			
# <b>act16:</b> 二.4.16.讓孩子自己選擇遊戲活動			
<b>Information</b>		[Type= discrete] [Format=numeric] [Range= 1-9999] [Missing=*]	
<b>Statistics [NW/ W]</b>		[Valid=594 /-] [Invalid=0 /-]	
<b>Value</b>	<b>Label</b>	<b>Cases</b>	<b>Percentage</b>
1	沒有進行	6	1.0%

# <b>act16:</b> 二.4.16.讓孩子自己選擇遊戲活動			
Value	Label	Cases	Percentage
2	不是每週都有(每週少於一次)	13	<div><div></div></div> 2.2%
3	每週1-2次	69	<div><div></div></div> 11.6%
4	每週3-4次	154	<div><div></div></div> 25.9%
5	每週5-6次	276	<div><div></div></div> 46.5%
6	每週7次(含)以上(每天不只一次)	75	<div><div></div></div> 12.6%
7	拒答	0	
9999	遺漏值	1	<div><div></div></div> 0.2%
Warning: these figures indicate the number of cases found in the data file. They cannot be interpreted as summary statistics of the population of interest.			
# <b>act17:</b> 二.4.17.以具體的例子介紹邏輯關係(例如：因果關係、相同與不同、類別等)，且讓孩子解釋他的邏輯推理			
Information	[Type= discrete] [Format=numeric] [Range= 1-9999] [Missing=*]		
Statistics [NW/ W]	[Valid=594 /-] [Invalid=0 /-]		
Value	Label	Cases	Percentage
1	沒有進行	18	<div><div></div></div> 3.0%
2	不是每週都有(每週少於一次)	45	<div><div></div></div> 7.6%
3	每週1-2次	190	<div><div></div></div> 32.0%
4	每週3-4次	202	<div><div></div></div> 34.0%
5	每週5-6次	104	<div><div></div></div> 17.5%
6	每週7次(含)以上(每天不只一次)	34	<div><div></div></div> 5.7%
7	拒答	0	
9999	遺漏值	1	<div><div></div></div> 0.2%
Warning: these figures indicate the number of cases found in the data file. They cannot be interpreted as summary statistics of the population of interest.			
# <b>env01:</b> 三.1.提供多種的書寫材料和工具(例如：不同紙類、各種筆、印章等)			
Information	[Type= discrete] [Format=numeric] [Range= 1-9999] [Missing=*]		
Statistics [NW/ W]	[Valid=594 /-] [Invalid=0 /-]		
Value	Label	Cases	Percentage
1	很不符合	28	<div><div></div></div> 4.7%
2	不符合	69	<div><div></div></div> 11.6%
3	符合	309	<div><div></div></div> 52.0%
4	很符合	186	<div><div></div></div> 31.3%
5	拒答	0	
9999	遺漏值	2	<div><div></div></div> 0.3%
Warning: these figures indicate the number of cases found in the data file. They cannot be interpreted as summary statistics of the population of interest.			
# <b>env02:</b> 三.2.經常展示環境中可見的文字(例如：招牌、物品名稱、孩子姓名等)			
Information	[Type= discrete] [Format=numeric] [Range= 1-9999] [Missing=*]		
Statistics [NW/ W]	[Valid=594 /-] [Invalid=0 /-]		
Value	Label	Cases	Percentage
1	很不符合	13	<div><div></div></div> 2.2%
2	不符合	32	<div><div></div></div> 5.4%
3	符合	280	<div><div></div></div> 47.1%
4	很符合	267	<div><div></div></div> 44.9%
5	拒答	0	
9999	遺漏值	2	<div><div></div></div> 0.3%
Warning: these figures indicate the number of cases found in the data file. They cannot be interpreted as summary statistics of the population of interest.			

# env03: 三.3. 提供多種的數學相關材料(例如：有關數字、形狀、分類、配對、比較的圖書、兒歌、教具等)			
Information	[Type= discrete] [Format=numeric] [Range= 1-9999] [Missing=*]		
Statistics [NW/ W]	[Valid=594 -] [Invalid=0 -]		
Value	Label	Cases	Percentage
1	很不符合	3	0.5%
2	不符合	34	5.7%
3	符合	311	52.4%
4	很符合	244	41.1%
5	拒答	0	
9999	遺漏值	2	0.3%
Warning: these figures indicate the number of cases found in the data file. They cannot be interpreted as summary statistics of the population of interest.			
# env04: 三.4. 提供多種的自然物品(例如：昆蟲、石頭、貝殼、葉子、逼真的動植物玩具、寵物、植物盆栽、水族箱等)和科學器具或材料(例如：放大鏡、磁鐵、量杯、動物或植物海報/圖片等)			
Information	[Type= discrete] [Format=numeric] [Range= 1-9999] [Missing=*]		
Statistics [NW/ W]	[Valid=594 -] [Invalid=0 -]		
Value	Label	Cases	Percentage
1	很不符合	41	6.9%
2	不符合	159	26.8%
3	符合	271	45.6%
4	很符合	121	20.4%
5	拒答	0	
9999	遺漏值	2	0.3%
Warning: these figures indicate the number of cases found in the data file. They cannot be interpreted as summary statistics of the population of interest.			
# env05: 三.5. 提供多種的小型建構玩具或材料(例如：雪花片、樂高積木、形狀積木、配件等)			
Information	[Type= discrete] [Format=numeric] [Range= 1-9999] [Missing=*]		
Statistics [NW/ W]	[Valid=594 -] [Invalid=0 -]		
Value	Label	Cases	Percentage
1	很不符合	2	0.3%
2	不符合	3	0.5%
3	符合	194	32.7%
4	很符合	393	66.2%
5	拒答	0	
9999	遺漏值	2	0.3%
Warning: these figures indicate the number of cases found in the data file. They cannot be interpreted as summary statistics of the population of interest.			
# env06: 三.6. 提供多種的扮演遊戲材料和空間(例如：手偶、布、衣服、鞋子、道具、玩具配件、家家酒玩具、空間等)			
Information	[Type= discrete] [Format=numeric] [Range= 1-9999] [Missing=*]		
Statistics [NW/ W]	[Valid=594 -] [Invalid=0 -]		
Value	Label	Cases	Percentage
1	很不符合	13	2.2%
2	不符合	50	8.4%
3	符合	255	42.9%
4	很符合	274	46.1%
5	拒答	0	
9999	遺漏值	2	0.3%

# **env06:** 三.6. 提供多種的扮演遊戲材料和空間(例如：手偶、布、衣服、鞋子、道具、玩具配件、家家酒玩具、空間等)

*Warning: these figures indicate the number of cases found in the data file. They cannot be interpreted as summary statistics of the population of interest.*

# **env07:** 三.7. 提供多種的藝術材料(例如：蠟筆、水彩筆、彩色筆、顏料、剪貼工具、木工材料、立體素材、各種紙類、瓶罐、藝術書籍或圖片等)

**Information** [Type= discrete] [Format=numeric] [Range= 1-9999] [Missing=\*]

**Statistics [NW/ W]** [Valid=594 /-] [Invalid=0 /-]

Value	Label	Cases	Percentage
1	很不符合	6	1.0%
2	不符合	33	5.6%
3	符合	256	43.1%
4	很符合	297	50.0%
5	拒答	0	
9999	遺漏值	2	0.3%

*Warning: these figures indicate the number of cases found in the data file. They cannot be interpreted as summary statistics of the population of interest.*

# **env08:** 三.8. 提供多種的精細技巧材料(例如：有關抓握、扭轉、剪、縫、拼、捏、串、釘等材料)

**Information** [Type= discrete] [Format=numeric] [Range= 1-9999] [Missing=\*]

**Statistics [NW/ W]** [Valid=594 /-] [Invalid=0 /-]

Value	Label	Cases	Percentage
1	很不符合	12	2.0%
2	不符合	91	15.3%
3	符合	275	46.3%
4	很符合	214	36.0%
5	拒答	0	
9999	遺漏值	2	0.3%

*Warning: these figures indicate the number of cases found in the data file. They cannot be interpreted as summary statistics of the population of interest.*

# **env09:** 三.9. 提供多種的大肌肉活動設備(室內或戶外都可以，例如：平衡、鞦韆、滑梯、攀爬類、球類、騎車類等)

**Information** [Type= discrete] [Format=numeric] [Range= 1-9999] [Missing=\*]

**Statistics [NW/ W]** [Valid=594 /-] [Invalid=0 /-]

Value	Label	Cases	Percentage
1	很不符合	11	1.9%
2	不符合	25	4.2%
3	符合	220	37.0%
4	很符合	336	56.6%
5	拒答	0	
9999	遺漏值	2	0.3%

*Warning: these figures indicate the number of cases found in the data file. They cannot be interpreted as summary statistics of the population of interest.*

# **env10:** 三.10. 提供足夠的遊戲活動空間(不同類型活動能同時進行)，且材料的儲存和擺放井然有序

**Information** [Type= discrete] [Format=numeric] [Range= 1-9999] [Missing=\*]

**Statistics [NW/ W]** [Valid=594 /-] [Invalid=0 /-]

Value	Label	Cases	Percentage
1	很不符合	9	1.5%
2	不符合	32	5.4%
3	符合	280	47.1%

# env10: 三.10. 提供足夠的遊戲活動空間(不同類型活動能同時進行), 且材料的儲存和擺放井然有序			
Value	Label	Cases	Percentage
4	很符合	270	<div><div></div></div> 45.5%
5	拒答	1	0.2%
9999	遺漏值	2	0.3%
Warning: these figures indicate the number of cases found in the data file. They cannot be interpreted as summary statistics of the population of interest.			
# env11: 三.11. 提供柔軟的物品(例如: 抱枕、軟墊、絨毛動物等)及放鬆的舒適區域			
Information	[Type= discrete] [Format=numeric] [Range= 1-9999] [Missing=*]		
Statistics [NW/ W]	[Valid=594 -] [Invalid=0 -]		
Value	Label	Cases	Percentage
1	很不符合	46	<div><div></div></div> 7.7%
2	不符合	164	<div><div></div></div> 27.6%
3	符合	261	<div><div></div></div> 43.9%
4	很符合	121	<div><div></div></div> 20.4%
5	拒答	0	
9999	遺漏值	2	0.3%
Warning: these figures indicate the number of cases found in the data file. They cannot be interpreted as summary statistics of the population of interest.			
# env12: 三.12. 提供可自由使用的隱密空間(不被其他幼兒干擾, 分隔出來的空間)			
Information	[Type= discrete] [Format=numeric] [Range= 1-9999] [Missing=*]		
Statistics [NW/ W]	[Valid=594 -] [Invalid=0 -]		
Value	Label	Cases	Percentage
1	很不符合	95	<div><div></div></div> 16.0%
2	不符合	199	<div><div></div></div> 33.5%
3	符合	222	<div><div></div></div> 37.4%
4	很符合	76	<div><div></div></div> 12.8%
5	拒答	0	
9999	遺漏值	2	0.3%
Warning: these figures indicate the number of cases found in the data file. They cannot be interpreted as summary statistics of the population of interest.			
# env13: 三.13. 提供足夠的積木(例如: 木製積木、塑膠積木、軟積木、大型或小型的連接式積木、可堆疊的紙盒或紙箱)和多種的配件(例如: 玩具人、動物、車子、路標)			
Information	[Type= discrete] [Format=numeric] [Range= 1-9999] [Missing=*]		
Statistics [NW/ W]	[Valid=594 -] [Invalid=0 -]		
Value	Label	Cases	Percentage
1	很不符合	10	<div><div></div></div> 1.7%
2	不符合	47	<div><div></div></div> 7.9%
3	符合	246	<div><div></div></div> 41.4%
4	很符合	289	<div><div></div></div> 48.7%
5	拒答	0	
9999	遺漏值	2	0.3%
Warning: these figures indicate the number of cases found in the data file. They cannot be interpreted as summary statistics of the population of interest.			
# env14: 三.14. 提供多種的玩沙和玩水的遊戲、器具、材料和配件(例如: 容器、鏟子、湯匙、壺、動物模型、卡車等)			
Information	[Type= discrete] [Format=numeric] [Range= 1-9999] [Missing=*]		
Statistics [NW/ W]	[Valid=594 -] [Invalid=0 -]		

# **env14:** 三.14. 提供多種的玩沙和玩水的遊戲、器具、材料和配件(例如：容器、鏟子、湯匙、壺、動物模型、卡車等)

Value	Label	Cases	Percentage
1	很不符合	108	<div><div></div></div> 18.2%
2	不符合	170	<div><div></div></div> 28.6%
3	符合	203	<div><div></div></div> 34.2%
4	很符合	111	<div><div></div></div> 18.7%
5	拒答	0	
9999	遺漏值	2	<div><div></div></div> 0.3%

*Warning: these figures indicate the number of cases found in the data file. They cannot be interpreted as summary statistics of the population of interest.*

# **env15:** 三.15. 提供許多團體活動的時間

<b>Information</b>	[Type= discrete] [Format=numeric] [Range= 1-9999] [Missing=*]
<b>Statistics [NW/ W]</b>	[Valid=594 /-] [Invalid=0 /-]

Value	Label	Cases	Percentage
1	很不符合	2	<div><div></div></div> 0.3%
2	不符合	18	<div><div></div></div> 3.0%
3	符合	249	<div><div></div></div> 41.9%
4	很符合	322	<div><div></div></div> 54.2%
5	拒答	1	<div><div></div></div> 0.2%
9999	遺漏值	2	<div><div></div></div> 0.3%

*Warning: these figures indicate the number of cases found in the data file. They cannot be interpreted as summary statistics of the population of interest.*

# **faith01:** 四.1. 大人責罵或批評孩子，會讓孩子進步

<b>Information</b>	[Type= discrete] [Format=numeric] [Range= 1-9999] [Missing=*]
<b>Statistics [NW/ W]</b>	[Valid=594 /-] [Invalid=0 /-]

Value	Label	Cases	Percentage
1	很不同意	157	<div><div></div></div> 26.4%
2	不同意	339	<div><div></div></div> 57.1%
3	同意	93	<div><div></div></div> 15.7%
4	很同意	4	<div><div></div></div> 0.7%
5	拒答	0	
9999	遺漏值	1	<div><div></div></div> 0.2%

*Warning: these figures indicate the number of cases found in the data file. They cannot be interpreted as summary statistics of the population of interest.*

# **faith02:** 四.2. 孩子不聽話，大人應該要責罰他

<b>Information</b>	[Type= discrete] [Format=numeric] [Range= 1-9999] [Missing=*]
<b>Statistics [NW/ W]</b>	[Valid=594 /-] [Invalid=0 /-]

Value	Label	Cases	Percentage
1	很不同意	88	<div><div></div></div> 14.8%
2	不同意	272	<div><div></div></div> 45.8%
3	同意	228	<div><div></div></div> 38.4%
4	很同意	4	<div><div></div></div> 0.7%
5	拒答	1	<div><div></div></div> 0.2%
9999	遺漏值	1	<div><div></div></div> 0.2%

*Warning: these figures indicate the number of cases found in the data file. They cannot be interpreted as summary statistics of the population of interest.*

# **faith03:** 四.3. 大人應該告訴孩子，他行為不恰當時該感到丟臉

<b>Information</b>	[Type= discrete] [Format=numeric] [Range= 1-9999] [Missing=*]
--------------------	---------------------------------------------------------------



# <b>faith03:</b> 四.3.大人應該告訴孩子，他行為不恰當時該感到丟臉			
<b>Statistics [NW/ W]</b>		[Valid=594 /-] [Invalid=0 /-]	
Value	Label	Cases	Percentage
1	很不同意	146	<div><div></div></div> 24.6%
2	不同意	323	<div><div></div></div> 54.4%
3	同意	114	<div><div></div></div> 19.2%
4	很同意	10	<div><div></div></div> 1.7%
5	拒答	0	
9999	遺漏值	1	<div><div></div></div> 0.2%
Warning: these figures indicate the number of cases found in the data file. They cannot be interpreted as summary statistics of the population of interest.			
# <b>faith04:</b> 四.4.孩子在外面表現不好，大人應該覺得丟臉			
<b>Information</b>		[Type= discrete] [Format=numeric] [Range= 1-9999] [Missing=*]	
<b>Statistics [NW/ W]</b>		[Valid=594 /-] [Invalid=0 /-]	
Value	Label	Cases	Percentage
1	很不同意	166	<div><div></div></div> 27.9%
2	不同意	309	<div><div></div></div> 52.0%
3	同意	109	<div><div></div></div> 18.4%
4	很同意	8	<div><div></div></div> 1.3%
5	拒答	1	<div><div></div></div> 0.2%
9999	遺漏值	1	<div><div></div></div> 0.2%
Warning: these figures indicate the number of cases found in the data file. They cannot be interpreted as summary statistics of the population of interest.			
# <b>faith05:</b> 四.5.大人應該教導孩子好還要更好，使孩子進步			
<b>Information</b>		[Type= discrete] [Format=numeric] [Range= 1-9999] [Missing=*]	
<b>Statistics [NW/ W]</b>		[Valid=594 /-] [Invalid=0 /-]	
Value	Label	Cases	Percentage
1	很不同意	38	<div><div></div></div> 6.4%
2	不同意	201	<div><div></div></div> 33.8%
3	同意	280	<div><div></div></div> 47.1%
4	很同意	74	<div><div></div></div> 12.5%
5	拒答	0	
9999	遺漏值	1	<div><div></div></div> 0.2%
Warning: these figures indicate the number of cases found in the data file. They cannot be interpreted as summary statistics of the population of interest.			
# <b>faith06:</b> 四.6.孩子有好的學習表現，大人才有成就感			
<b>Information</b>		[Type= discrete] [Format=numeric] [Range= 1-9999] [Missing=*]	
<b>Statistics [NW/ W]</b>		[Valid=594 /-] [Invalid=0 /-]	
Value	Label	Cases	Percentage
1	很不同意	76	<div><div></div></div> 12.8%
2	不同意	271	<div><div></div></div> 45.6%
3	同意	210	<div><div></div></div> 35.4%
4	很同意	35	<div><div></div></div> 5.9%
5	拒答	1	<div><div></div></div> 0.2%
9999	遺漏值	1	<div><div></div></div> 0.2%
Warning: these figures indicate the number of cases found in the data file. They cannot be interpreted as summary statistics of the population of interest.			

# <b>relation01:</b> 五.1.我跟孩子說話時，孩子要專心的看著我			
<b>Information</b>		[Type= discrete] [Format=numeric] [Range= 1-5] [Missing=*]	
<b>Statistics [NW/ W]</b>		[Valid=594 /-] [Invalid=0 /-]	
<b>Value</b>	<b>Label</b>	<b>Cases</b>	<b>Percentage</b>
1	很不同意	1	0.2%
2	不同意	9	1.5%
3	同意	394	66.3%
4	很同意	189	31.8%
5	拒答	1	0.2%
<i>Warning: these figures indicate the number of cases found in the data file. They cannot be interpreted as summary statistics of the population of interest.</i>			
# <b>relation02:</b> 五.2.當我指出孩子的錯誤時，孩子不可以回嘴			
<b>Information</b>		[Type= discrete] [Format=numeric] [Range= 1-5] [Missing=*]	
<b>Statistics [NW/ W]</b>		[Valid=594 /-] [Invalid=0 /-]	
<b>Value</b>	<b>Label</b>	<b>Cases</b>	<b>Percentage</b>
1	很不同意	42	7.1%
2	不同意	394	66.3%
3	同意	140	23.6%
4	很同意	18	3.0%
5	拒答	0	
<i>Warning: these figures indicate the number of cases found in the data file. They cannot be interpreted as summary statistics of the population of interest.</i>			
# <b>relation03:</b> 五.3.當我責罵孩子時，孩子不可以擺臭臉			
<b>Information</b>		[Type= discrete] [Format=numeric] [Range= 1-5] [Missing=*]	
<b>Statistics [NW/ W]</b>		[Valid=594 /-] [Invalid=0 /-]	
<b>Value</b>	<b>Label</b>	<b>Cases</b>	<b>Percentage</b>
1	很不同意	44	7.4%
2	不同意	344	57.9%
3	同意	187	31.5%
4	很同意	19	3.2%
5	拒答	0	
<i>Warning: these figures indicate the number of cases found in the data file. They cannot be interpreted as summary statistics of the population of interest.</i>			
# <b>relation04:</b> 五.4.孩子應該遵守我訂的所有規矩			
<b>Information</b>		[Type= discrete] [Format=numeric] [Range= 1-5] [Missing=*]	
<b>Statistics [NW/ W]</b>		[Valid=594 /-] [Invalid=0 /-]	
<b>Value</b>	<b>Label</b>	<b>Cases</b>	<b>Percentage</b>
1	很不同意	16	2.7%
2	不同意	219	36.9%
3	同意	328	55.2%
4	很同意	31	5.2%
5	拒答	0	
<i>Warning: these figures indicate the number of cases found in the data file. They cannot be interpreted as summary statistics of the population of interest.</i>			
# <b>relation05:</b> 五.5.我的要求都是為了孩子好，孩子應該要回報			
<b>Information</b>		[Type= discrete] [Format=numeric] [Range= 1-5] [Missing=*]	
<b>Statistics [NW/ W]</b>		[Valid=594 /-] [Invalid=0 /-]	

# **relation05:** 五.5.我的要求都是為了孩子好，孩子應該要回報

Value	Label	Cases	Percentage
1	很不同意	127	<div><div></div></div> 21.4%
2	不同意	405	<div><div></div></div> 68.2%
3	同意	58	<div><div></div></div> 9.8%
4	很同意	4	<div><div></div></div> 0.7%
5	拒答	0	

*Warning: these figures indicate the number of cases found in the data file. They cannot be interpreted as summary statistics of the population of interest.*

# **relation06:** 五.6.孩子對我為他做的事應該心存感激

<b>Information</b>	[Type= discrete] [Format=numeric] [Range= 1-5] [Missing=*]
<b>Statistics [NW/ W]</b>	[Valid=594 /-] [Invalid=0 /-]

Value	Label	Cases	Percentage
1	很不同意	60	<div><div></div></div> 10.1%
2	不同意	260	<div><div></div></div> 43.8%
3	同意	259	<div><div></div></div> 43.6%
4	很同意	14	<div><div></div></div> 2.4%
5	拒答	1	<div><div></div></div> 0.2%

*Warning: these figures indicate the number of cases found in the data file. They cannot be interpreted as summary statistics of the population of interest.*

# **am:** 一.1.這孩子目前每天在這裡的時間大約多久?上午\_\_(時)到這裡

<b>Information</b>	[Type= discrete] [Format=numeric] [Range= 640-9999] [Missing=*]
<b>Statistics [NW/ W]</b>	[Valid=594 /-] [Invalid=0 /-]

Value	Label	Cases	Percentage
640		1	<div><div></div></div> 0.2%
700		4	<div><div></div></div> 0.7%
710		1	<div><div></div></div> 0.2%
715		1	<div><div></div></div> 0.2%
720		3	<div><div></div></div> 0.5%
730		43	<div><div></div></div> 7.2%
735		1	<div><div></div></div> 0.2%
740		31	<div><div></div></div> 5.2%
745		7	<div><div></div></div> 1.2%
750		19	<div><div></div></div> 3.2%
755		1	<div><div></div></div> 0.2%
800		159	<div><div></div></div> 26.8%
810		18	<div><div></div></div> 3.0%
815		7	<div><div></div></div> 1.2%
820		21	<div><div></div></div> 3.5%
830		129	<div><div></div></div> 21.7%
840		15	<div><div></div></div> 2.5%
845		6	<div><div></div></div> 1.0%
850		13	<div><div></div></div> 2.2%
900		87	<div><div></div></div> 14.6%
910		3	<div><div></div></div> 0.5%
915		2	<div><div></div></div> 0.3%
930		15	<div><div></div></div> 2.5%

# **am:** 一.1. 這孩子目前每天在這裡的時間大約多久? 上午\_\_(時)到這裡

Value	Label	Cases	Percentage
940		2	0.3%
1000		4	0.7%
1100		1	0.2%
7777	拒答	0	
8888	不知道	0	
9999	遺漏值	0	

*Warning: these figures indicate the number of cases found in the data file. They cannot be interpreted as summary statistics of the population of interest.*

# **pm:** 一.1. 這孩子目前每天在這裡的時間大約多久? 下午\_\_(時)接回










<b>Information</b>	[Type= discrete] [Format=numeric] [Range= 1200-9999] [Missing=*]
<b>Statistics [NW/ W]</b>	[Valid=594 /-] [Invalid=0 /-]

Value	Label	Cases	Percentage
1200		1	0.2%
1230		3	0.5%
1430		1	0.2%
1500		2	0.3%
1530		20	3.4%
1540		8	1.3%
1545		5	0.8%
1550		11	1.9%
1600		101	17.0%
1605		1	0.2%
1610		15	2.5%
1615		5	0.8%
1620		7	1.2%
1630		97	16.3%
1640		10	1.7%
1645		4	0.7%
1650		6	1.0%
1655		1	0.2%
1700		112	18.9%
1710		7	1.2%
1715		3	0.5%
1720		7	1.2%
1730		74	12.5%
1740		7	1.2%
1745		1	0.2%
1750		3	0.5%
1800		44	7.4%
1810		2	0.3%
1815		1	0.2%
1820		3	0.5%
1830		22	3.7%
1840		1	0.2%
1845		1	0.2%

# pm: 一.1.這孩子目前每天在這裡的時間大約多久?下午__(時)接回			
Value	Label	Cases	Percentage
1850		1	<div><div></div></div> 0.2%
1900		6	<div><div></div></div> 1.0%
1930		1	<div><div></div></div> 0.2%
7777	拒答	0	
8888	不知道	0	
9999	遺漏值	0	
Warning: these figures indicate the number of cases found in the data file. They cannot be interpreted as summary statistics of the population of interest.			
# language01: 一.2.您平常跟這孩子用什麼語言說話?(1)國語			
Information	[Type= continuous] [Format=numeric] [Range= 0-1] [Missing=*]		
Statistics [NW/ W]	[Valid=594 /-] [Invalid=0 /-]		
Value	Label	Cases	Percentage
0	否	0	
1	是	594	<div><div></div></div> 100.0%
Warning: these figures indicate the number of cases found in the data file. They cannot be interpreted as summary statistics of the population of interest.			
# language02: 一.2.您平常跟這孩子用什麼語言說話?(2)閩南語			
Information	[Type= discrete] [Format=numeric] [Range= 0-1] [Missing=*]		
Statistics [NW/ W]	[Valid=594 /-] [Invalid=0 /-]		
Value	Label	Cases	Percentage
0	否	381	<div><div></div></div> 64.1%
1	是	213	<div><div></div></div> 35.9%
Warning: these figures indicate the number of cases found in the data file. They cannot be interpreted as summary statistics of the population of interest.			
# language03: 一.2.您平常跟這孩子用什麼語言說話?(3)客語			
Information	[Type= discrete] [Format=numeric] [Range= 0-1] [Missing=*]		
Statistics [NW/ W]	[Valid=594 /-] [Invalid=0 /-]		
Value	Label	Cases	Percentage
0	否	579	<div><div></div></div> 97.5%
1	是	15	<div><div></div></div> 2.5%
Warning: these figures indicate the number of cases found in the data file. They cannot be interpreted as summary statistics of the population of interest.			
# language04: 一.2.您平常跟這孩子用什麼語言說話?(4)原住民語			
Information	[Type= discrete] [Format=numeric] [Range= 0-1] [Missing=*]		
Statistics [NW/ W]	[Valid=594 /-] [Invalid=0 /-]		
Value	Label	Cases	Percentage
0	否	593	<div><div></div></div> 99.8%
1	是	1	<div><div></div></div> 0.2%
Warning: these figures indicate the number of cases found in the data file. They cannot be interpreted as summary statistics of the population of interest.			
# language05: 一.2.您平常跟這孩子用什麼語言說話?(5)英語			
Information	[Type= discrete] [Format=numeric] [Range= 0-1] [Missing=*]		
Statistics [NW/ W]	[Valid=594 /-] [Invalid=0 /-]		
Value	Label	Cases	Percentage
0	否	483	<div><div></div></div> 81.3%
1	是	111	<div><div></div></div> 18.7%
Warning: these figures indicate the number of cases found in the data file. They cannot be interpreted as summary statistics of the population of interest.			

# language06: 一.2.您平常跟這孩子用什麼語言說話?(6)其他			
Information		[Type= discrete] [Format=numeric] [Range= 0-1] [Missing=*]	
Statistics [NW/ W]		[Valid=594 /-] [Invalid=0 /-]	
Value	Label	Cases	Percentage
0	否	593	99.8%
1	是	1	0.2%
Warning: these figures indicate the number of cases found in the data file. They cannot be interpreted as summary statistics of the population of interest.			
# language06a: 一.2.您平常跟這孩子用什麼語言說話?(6)其他(請說明)			
Information		[Type= discrete] [Format=character] [Missing=*]	
Statistics [NW/ W]		[Valid=1 /-] [Invalid=0 /-]	
Value	Label	Cases	Percentage
日文		1	100.0%
Warning: these figures indicate the number of cases found in the data file. They cannot be interpreted as summary statistics of the population of interest.			
# language07: 一.2.您平常跟這孩子用什麼語言說話?拒答(選此選項者不可選其他選項)			
Information		[Type= discrete] [Format=numeric] [Range= 0-1] [Missing=*]	
Statistics [NW/ W]		[Valid=594 /-] [Invalid=0 /-]	
Value	Label	Cases	Percentage
0	否	594	100.0%
1	是	0	
Warning: these figures indicate the number of cases found in the data file. They cannot be interpreted as summary statistics of the population of interest.			
# language08: 一.2.您平常跟這孩子用什麼語言說話?不知道(選此選項者不可選其他選項)			
Information		[Type= continuous] [Format=numeric] [Range= 0-1] [Missing=*]	
Statistics [NW/ W]		[Valid=594 /-] [Invalid=0 /-]	
Value	Label	Cases	Percentage
0	否	594	100.0%
1	是	0	
Warning: these figures indicate the number of cases found in the data file. They cannot be interpreted as summary statistics of the population of interest.			
# tv: 一.3.這孩子目前平均每天在這裡看多久電視(含各類影音媒體, 例如: DVD等)?			
Information		[Type= continuous] [Format=numeric] [Range= 1-14] [Missing=*]	
Statistics [NW/ W]		[Valid=594 /-] [Invalid=0 /-]	
Value	Label	Cases	Percentage
1	不看/沒有	230	38.7%
2	0.5小時以內	279	47.0%
3	0.5-1小時以內	68	11.4%
4	1-1.5小時以內	10	1.7%
5	1.5-2小時以內	4	0.7%
6	2-2.5小時以內	2	0.3%
7	2.5-3小時以內	0	
8	3-3.5小時以內	0	
9	3.5-4小時以內	0	
10	4-4.5小時以內	0	
11	4.5-5小時以內	1	0.2%
12	5小時以上	0	
13	拒答	0	

# <b>tv:</b> 一.3. 這孩子目前平均每天在這裡看多久電視(含各類影音媒體, 例如: <b>DVD</b> 等)?			
<b>Value</b>	<b>Label</b>	<b>Cases</b>	<b>Percentage</b>
14	不知道	0	
<i>Warning: these figures indicate the number of cases found in the data file. They cannot be interpreted as summary statistics of the population of interest.</i>			
# <b>teach:</b> 一.4. 您覺得這孩子好照顧或好教嗎?			
<b>Information</b>	[Type= discrete] [Format=numeric] [Range= 1-9999] [Missing=*]		
<b>Statistics [NW/ W]</b>	[Valid=594 /-] [Invalid=0 /-]		
<b>Value</b>	<b>Label</b>	<b>Cases</b>	<b>Percentage</b>
1	非常難	5	0.8%
2	不太容易	74	12.5%
3	還算容易	342	57.6%
4	非常容易	171	28.8%
5	拒答	1	0.2%
6	不知道	0	
9999	遺漏值	1	0.2%
<i>Warning: these figures indicate the number of cases found in the data file. They cannot be interpreted as summary statistics of the population of interest.</i>			
# <b>inter01:</b> 二.1. 我知道這孩子的興趣和能力, 與他互動或設計活動時, 會特別考慮並給予支持			
<b>Information</b>	[Type= discrete] [Format=numeric] [Range= 1-5] [Missing=*]		
<b>Statistics [NW/ W]</b>	[Valid=594 /-] [Invalid=0 /-]		
<b>Value</b>	<b>Label</b>	<b>Cases</b>	<b>Percentage</b>
1	很少	15	2.5%
2	有時	132	22.2%
3	經常	332	55.9%
4	很經常	115	19.4%
5	拒答	0	
<i>Warning: these figures indicate the number of cases found in the data file. They cannot be interpreted as summary statistics of the population of interest.</i>			
# <b>inter02:</b> 二.2. 我會為這孩子改變預定要做的事或時間			
<b>Information</b>	[Type= discrete] [Format=numeric] [Range= 1-5] [Missing=*]		
<b>Statistics [NW/ W]</b>	[Valid=594 /-] [Invalid=0 /-]		
<b>Value</b>	<b>Label</b>	<b>Cases</b>	<b>Percentage</b>
1	很少	149	25.1%
2	有時	257	43.3%
3	經常	147	24.7%
4	很經常	41	6.9%
5	拒答	0	
<i>Warning: these figures indicate the number of cases found in the data file. They cannot be interpreted as summary statistics of the population of interest.</i>			
# <b>inter03:</b> 二.3. 在忙亂的情形下, 如果這孩子出現問題或特殊狀況, 我對他會比較兇或比較沒耐心			
<b>Information</b>	[Type= discrete] [Format=numeric] [Range= 1-5] [Missing=*]		
<b>Statistics [NW/ W]</b>	[Valid=594 /-] [Invalid=0 /-]		
<b>Value</b>	<b>Label</b>	<b>Cases</b>	<b>Percentage</b>
1	很少	342	57.6%
2	有時	231	38.9%
3	經常	19	3.2%
4	很經常	2	0.3%

# <b>inter03:</b> 二.3.在忙亂的情形下，如果這孩子出現問題或特殊狀況，我對他會比較兇或比較沒耐心			
<b>Value</b>	<b>Label</b>	<b>Cases</b>	<b>Percentage</b>
5	拒答	0	
<i>Warning: these figures indicate the number of cases found in the data file. They cannot be interpreted as summary statistics of the population of interest.</i>			
# <b>inter04:</b> 二.4.當這孩子在玩的時候，我會注意他而且提供他需要的協助(例如：給他材料、幫他做一些比較難的部分)			
<b>Information</b>	[Type= discrete] [Format=numeric] [Range= 1-5] [Missing=*]		
<b>Statistics [NW/ W]</b>	[Valid=594 /-] [Invalid=0 /-]		
<b>Value</b>	<b>Label</b>	<b>Cases</b>	<b>Percentage</b>
1	很少	37	 6.2%
2	有時	120	 20.2%
3	經常	340	 57.2%
4	很經常	97	 16.3%
5	拒答	0	
<i>Warning: these figures indicate the number of cases found in the data file. They cannot be interpreted as summary statistics of the population of interest.</i>			
# <b>inter05:</b> 二.5.我會仔細聽這孩子說的話，並且愉快地回應他			
<b>Information</b>	[Type= discrete] [Format=numeric] [Range= 1-5] [Missing=*]		
<b>Statistics [NW/ W]</b>	[Valid=594 /-] [Invalid=0 /-]		
<b>Value</b>	<b>Label</b>	<b>Cases</b>	<b>Percentage</b>
1	很少	6	 1.0%
2	有時	23	 3.9%
3	經常	345	 58.1%
4	很經常	219	 36.9%
5	拒答	1	 0.2%
<i>Warning: these figures indicate the number of cases found in the data file. They cannot be interpreted as summary statistics of the population of interest.</i>			



# <b>inter06:</b> 二.6.與這孩子說話時，我會把他的話多加幾個字或引導他多說一些			
Information	[Type= discrete] [Format=numeric] [Range= 1-5] [Missing=*]		
Statistics [NW/ W]	[Valid=594 /-] [Invalid=0 /-]		
Value	Label	Cases	Percentage
1	很少	37	<div><div></div></div> 6.2%
2	有時	102	<div><div></div></div> 17.2%
3	經常	284	<div><div></div></div> 47.8%
4	很經常	171	<div><div></div></div> 28.8%
5	拒答	0	
Warning: these figures indicate the number of cases found in the data file. They cannot be interpreted as summary statistics of the population of interest.			
# <b>inter07:</b> 二.7.我會和這孩子聊發生過的事(例如：帶孩子出去玩或孩子第一天來幼兒園或保母家的事)			
Information	[Type= discrete] [Format=numeric] [Range= 1-5] [Missing=*]		
Statistics [NW/ W]	[Valid=594 /-] [Invalid=0 /-]		
Value	Label	Cases	Percentage
1	很少	23	<div><div></div></div> 3.9%
2	有時	107	<div><div></div></div> 18.0%
3	經常	305	<div><div></div></div> 51.3%
4	很經常	159	<div><div></div></div> 26.8%
5	拒答	0	
Warning: these figures indicate the number of cases found in the data file. They cannot be interpreted as summary statistics of the population of interest.			
# <b>inter08:</b> 二.8.我會幫助這孩子與其他孩子對話或互動(包括：這孩子對其他孩子、其他孩子對這孩子)			
Information	[Type= discrete] [Format=numeric] [Range= 1-5] [Missing=*]		
Statistics [NW/ W]	[Valid=594 /-] [Invalid=0 /-]		
Value	Label	Cases	Percentage
1	很少	48	<div><div></div></div> 8.1%
2	有時	126	<div><div></div></div> 21.2%
3	經常	278	<div><div></div></div> 46.8%
4	很經常	142	<div><div></div></div> 23.9%
5	拒答	0	
Warning: these figures indicate the number of cases found in the data file. They cannot be interpreted as summary statistics of the population of interest.			
# <b>inter09:</b> 二.9.當這孩子與其他孩子發生衝突時，我會幫他了解別人的想法			
Information	[Type= discrete] [Format=numeric] [Range= 1-5] [Missing=*]		
Statistics [NW/ W]	[Valid=594 /-] [Invalid=0 /-]		
Value	Label	Cases	Percentage
1	很少	22	<div><div></div></div> 3.7%
2	有時	114	<div><div></div></div> 19.2%
3	經常	301	<div><div></div></div> 50.7%
4	很經常	156	<div><div></div></div> 26.3%
5	拒答	1	<div><div></div></div> 0.2%
Warning: these figures indicate the number of cases found in the data file. They cannot be interpreted as summary statistics of the population of interest.			
# <b>inter10:</b> 二.10.我能教好這孩子			
Information	[Type= discrete] [Format=numeric] [Range= 1-5] [Missing=*]		
Statistics [NW/ W]	[Valid=594 /-] [Invalid=0 /-]		

# inter10: 二.10.我能教好這孩子			
Value	Label	Cases	Percentage
1	很少	3	0.5%
2	有時	42	7.1%
3	經常	365	61.4%
4	很經常	184	31.0%
5	拒答	0	
Warning: these figures indicate the number of cases found in the data file. They cannot be interpreted as summary statistics of the population of interest.			
# parents01: 三.(一)1.這孩子的家長關心我			
Information	[Type= discrete] [Format=numeric] [Range= 1-5] [Missing=*]		
Statistics [NW/ W]	[Valid=594 /-] [Invalid=0 /-]		
Value	Label	Cases	Percentage
1	很不符合	13	2.2%
2	不符合	62	10.4%
3	符合	406	68.4%
4	很符合	113	19.0%
5	拒答	0	
Warning: these figures indicate the number of cases found in the data file. They cannot be interpreted as summary statistics of the population of interest.			
# parents02: 三.(一)2.這孩子的家長讓我知道我是個好老師/保母			
Information	[Type= discrete] [Format=numeric] [Range= 1-5] [Missing=*]		
Statistics [NW/ W]	[Valid=594 /-] [Invalid=0 /-]		
Value	Label	Cases	Percentage
1	很不符合	5	0.8%
2	不符合	30	5.1%
3	符合	430	72.4%
4	很符合	126	21.2%
5	拒答	3	0.5%
Warning: these figures indicate the number of cases found in the data file. They cannot be interpreted as summary statistics of the population of interest.			
# parents03: 三.(一)3.這孩子的家長感激我對孩子的投入			
Information	[Type= discrete] [Format=numeric] [Range= 1-5] [Missing=*]		
Statistics [NW/ W]	[Valid=594 /-] [Invalid=0 /-]		
Value	Label	Cases	Percentage
1	很不符合	6	1.0%
2	不符合	27	4.5%
3	符合	413	69.5%
4	很符合	145	24.4%
5	拒答	3	0.5%
Warning: these figures indicate the number of cases found in the data file. They cannot be interpreted as summary statistics of the population of interest.			
# parents04: 三.(一)4.這孩子的家長提供我有關孩子在家裡的學習狀況			
Information	[Type= discrete] [Format=numeric] [Range= 1-5] [Missing=*]		
Statistics [NW/ W]	[Valid=594 /-] [Invalid=0 /-]		
Value	Label	Cases	Percentage
1	很不符合	9	1.5%
2	不符合	57	9.6%

# <b>parents04:</b> 三.(一)4. 這孩子的家長提供我有關孩子在家裡的學習狀況			
Value	Label	Cases	Percentage
3	符合	345	<div><div></div></div> 58.1%
4	很符合	183	<div><div></div></div> 30.8%
5	拒答	0	
Warning: these figures indicate the number of cases found in the data file. They cannot be interpreted as summary statistics of the population of interest.			
# <b>parents05:</b> 三.(一)5. 這孩子的家長接受我提供有關教養的建議			
Information	[Type= discrete] [Format=numeric] [Range= 1-5] [Missing=*]		
Statistics [NW/ W]	[Valid=594 /-] [Invalid=0 /-]		
Value	Label	Cases	Percentage
1	很不符合	7	<div><div></div></div> 1.2%
2	不符合	45	<div><div></div></div> 7.6%
3	符合	377	<div><div></div></div> 63.5%
4	很符合	164	<div><div></div></div> 27.6%
5	拒答	1	<div><div></div></div> 0.2%
Warning: these figures indicate the number of cases found in the data file. They cannot be interpreted as summary statistics of the population of interest.			
# <b>resp01:</b> 三.(二)1. 確定孩子了解老師/保母所教的東西			
Information	[Type= discrete] [Format=numeric] [Range= 1-9999] [Missing=*]		
Statistics [NW/ W]	[Valid=594 /-] [Invalid=0 /-]		
Value	Label	Cases	Percentage
1	家長	127	<div><div></div></div> 21.4%
2	老師/保母	304	<div><div></div></div> 51.2%
3	孩子自己	160	<div><div></div></div> 26.9%
4	拒答	1	<div><div></div></div> 0.2%
9999	遺漏值	2	<div><div></div></div> 0.3%
Warning: these figures indicate the number of cases found in the data file. They cannot be interpreted as summary statistics of the population of interest.			
# <b>resp02:</b> 三.(二)2. 幫助孩子適當處理他的情緒			
Information	[Type= discrete] [Format=numeric] [Range= 1-9999] [Missing=*]		
Statistics [NW/ W]	[Valid=594 /-] [Invalid=0 /-]		
Value	Label	Cases	Percentage
1	家長	151	<div><div></div></div> 25.4%
2	老師/保母	357	<div><div></div></div> 60.1%
3	孩子自己	83	<div><div></div></div> 14.0%
4	拒答	1	<div><div></div></div> 0.2%
9999	遺漏值	2	<div><div></div></div> 0.3%
Warning: these figures indicate the number of cases found in the data file. They cannot be interpreted as summary statistics of the population of interest.			
# <b>resp03:</b> 三.(二)3. 找出孩子最有興趣學習的事情			
Information	[Type= discrete] [Format=numeric] [Range= 1-9999] [Missing=*]		
Statistics [NW/ W]	[Valid=594 /-] [Invalid=0 /-]		
Value	Label	Cases	Percentage
1	家長	109	<div><div></div></div> 18.4%
2	老師/保母	355	<div><div></div></div> 59.8%
3	孩子自己	127	<div><div></div></div> 21.4%
4	拒答	1	<div><div></div></div> 0.2%

# resp03: 三.(二)3.找出孩子最有興趣學習的事情			
<b>Value</b>	<b>Label</b>	<b>Cases</b>	<b>Percentage</b>
9999	遺漏值	2	0.3%
Warning: these figures indicate the number of cases found in the data file. They cannot be interpreted as summary statistics of the population of interest.			
# resp04: 三.(二)4.確定孩子的家長和老師/保母有良好的溝通			
<b>Information</b>	[Type= discrete] [Format=numeric] [Range= 1-9999] [Missing=*]		
<b>Statistics [NW/ W]</b>	[Valid=594 /-] [Invalid=0 /-]		
<b>Value</b>	<b>Label</b>	<b>Cases</b>	<b>Percentage</b>
1	家長	142	23.9%
2	老師/保母	434	73.1%
3	孩子自己	11	1.9%
4	拒答	5	0.8%
9999	遺漏值	2	0.3%
Warning: these figures indicate the number of cases found in the data file. They cannot be interpreted as summary statistics of the population of interest.			
# resp05: 三.(二)5.確定孩子的學習環境是安全的			
<b>Information</b>	[Type= discrete] [Format=numeric] [Range= 1-9999] [Missing=*]		
<b>Statistics [NW/ W]</b>	[Valid=594 /-] [Invalid=0 /-]		
<b>Value</b>	<b>Label</b>	<b>Cases</b>	<b>Percentage</b>
1	家長	55	9.3%
2	老師/保母	526	88.6%
3	孩子自己	11	1.9%
4	拒答	0	
9999	遺漏值	2	0.3%
Warning: these figures indicate the number of cases found in the data file. They cannot be interpreted as summary statistics of the population of interest.			
# resp06: 三.(二)6.確定孩子有好的表現			
<b>Information</b>	[Type= discrete] [Format=numeric] [Range= 1-9999] [Missing=*]		
<b>Statistics [NW/ W]</b>	[Valid=594 /-] [Invalid=0 /-]		
<b>Value</b>	<b>Label</b>	<b>Cases</b>	<b>Percentage</b>
1	家長	140	23.6%
2	老師/保母	336	56.6%
3	孩子自己	116	19.5%
4	拒答	0	
9999	遺漏值	2	0.3%
Warning: these figures indicate the number of cases found in the data file. They cannot be interpreted as summary statistics of the population of interest.			
# resp07: 三.(二)7.確定孩子有大人可以聽他說話			
<b>Information</b>	[Type= discrete] [Format=numeric] [Range= 1-9999] [Missing=*]		
<b>Statistics [NW/ W]</b>	[Valid=594 /-] [Invalid=0 /-]		
<b>Value</b>	<b>Label</b>	<b>Cases</b>	<b>Percentage</b>
1	家長	222	37.4%
2	老師/保母	296	49.8%
3	孩子自己	74	12.5%
4	拒答	0	
9999	遺漏值	2	0.3%
Warning: these figures indicate the number of cases found in the data file. They cannot be interpreted as summary statistics of the population of interest.			

# resp08: 三.(二)8.確定孩子和其他小朋友有良好的關係			
Information		[Type= discrete] [Format=numeric] [Range= 1-9999] [Missing=*]	
Statistics [NW/ W]		[Valid=594 /-] [Invalid=0 /-]	
Value	Label	Cases	Percentage
1	家長	14	<div><div></div></div> 2.4%
2	老師/保母	449	<div><div></div></div> 75.6%
3	孩子自己	128	<div><div></div></div> 21.5%
4	拒答	1	<div><div></div></div> 0.2%
9999	遺漏值	2	<div><div></div></div> 0.3%
Warning: these figures indicate the number of cases found in the data file. They cannot be interpreted as summary statistics of the population of interest.			