

台灣 (Taiwan, ROC)

廖珮玟

培養帶得走的品格、信念與能力-以跨
時點建構體驗教育學習遷移成效模式(I)

Study Documentation

April 17, 2020

Metadata Production

Metadata Producer(s)	學術調查研究資料庫(Survey Research Data Archive) (SRDA) , 中央研究院人社中心調查研究 專題中心 , DDI文件製作
Identification	E10605

Table of Contents

Overview	4
Scope & Coverage	4
Producers & Sponsors	4
Data Collection	4
Data Processing & Appraisal	5
Accessibility	5
Files Description	6
data1	6
data2	6
Variables Group(s)	7
基本資料(前測)	7
問卷內文(前測)	7
基本資料(正式)	10
問卷內文(正式)	10
Variables Description	14
data1	15
data2	33

培養帶得走的品格、信念與能力-以跨時點建構體驗教育學習遷移成效模式(I)
Cultivating the Character, Belief, and Ability: Longitudinal Research of Constructing the Effectiveness of Learning Transfer Model in Experiential Education

Overview	
Identification	E10605
Version	Production Date: 2023-08-01 V1.0
Abstract 與傳統的學習制度相比，體驗式教育是學習理論中最強大，最持久的。越來越多的學校在課程上使用體驗式學習提升學生們的團隊合作和領導力。本研究的目的是瞭解大專校院所設的體驗式教育課程對大學生們在品格信念能力指標的影響。 本研究以修習過體驗式學習相關課程的大學生為母體，透過郵寄自填問卷，於2017年12月1日至2018年5月31日收集資料，共收集112份有效前測問卷，以及正式調查有效回收了615名完成體驗教育課程的大學生。 分析結果顯示本研究所建構出的六大指標與品格六大支柱對應，溝通時尊重他人感受、主動助人其中分別與品格六大支柱所提到的尊重、公平、關懷與公民 具一致性，但在值得信賴與責任與本研究結果獲得不一致，其指標需要再規劃與安排。	
Kind of Data	抽查
Unit of Analysis	個人

Scope & Coverage	
Time Period(s)	2017-2018
Countries	台灣 (Taiwan, ROC)
Geographic Coverage 台灣地區	
Universe 在調查期間上過體驗式學習相關課程(至少一學期或一年)的大學生	

Producers & Sponsors	
Primary Investigator(s)	廖珮紋
Other Producer(s)	修平科技大學人力資源管理與發展系
Funding Agency/ies	科技部

Data Collection	
Data Collection Dates	start 2017-12-01 end 2018-05-31
Time Period(s)	start 2017-08-01 end 2018-07-31
Data Collection Mode	郵寄自填問卷

Data Processing & Appraisal

Data Editing

中央研究院人文社會科學研究中心調查研究專題中心所進行的資料整理方式，僅進行可識別個人身份資料檢查，且依計畫原提供之檔案內容釋出，未對變項名稱、變項及選項數值說明與問卷是否一致或有定義進行核對或修改。

Accessibility

Contact(s)	學術調查研究資料庫(Survey Research Data Archive) (中央研究院人社中心調查研究專題中心), https://srda.sinica.edu.tw , srda@gate.sinica.edu.tw
Distributor(s)	學術調查研究資料庫(Survey Research Data Archive)
Depositor(s)	修平科技大學人力資源管理與發展系

Access Conditions

標準版(一般會員、院內會員直接下載)

Files Description

Dataset contains 2 file(s)

data1	
# Cases	112
# Variable(s)	75

data2	
# Cases	615
# Variable(s)	75

Variables Group(s)

Dataset contains 4 group(s)

Group 基本資料(前測)							
#	Name	Label	Type	Format	Valid	Invalid	Question
1	id	前測 編號	continuous	numeric-8.0	112	0	-
2	a1.1	前測 1請問您參與過體驗式學習課程嗎?	discrete	numeric-8.0	112	0	-
3	a1.2	前測 2請問您參與過的體驗式學習課程是何種類型?	discrete	numeric-8.0	109	3	-
4	a1.3	前測 3您所參與過的體驗式學習課程名稱:	discrete	character-8	101	0	-
5	a1.4	前測 4高空繩索課程(蔓藤路、許願台、攀岩、大飛鼠、飛躍之鷹、垂降、攀樹)	discrete	numeric-8.0	112	0	-
6	a1.5	前測 5低空活動(蜘蛛網、賞鯨船、獨木橋、隔島躍進、低空三大角)	discrete	numeric-8.0	112	0	-
7	a1.6	前測 6平面活動(使用桌遊、樂高、牌卡等其他)	discrete	numeric-8.0	112	0	-
8	a1.7	前測 7戶外活動(登山健行、自行車、朔溪、獨木舟)	discrete	numeric-8.0	112	0	-
9	a1.8	前測 8服務學習(創業輔導、社區營造及發展、文史調查及導覽)	discrete	numeric-8.0	112	0	-
10	a1.9	前測 9其他	discrete	numeric-8.0	112	0	-

Group 問卷內文(前測)							
#	Name	Label	Type	Format	Valid	Invalid	Question
1	a2.1	前測 1.我具備良好的社交能力	discrete	numeric-8.0	112	0	-
2	a2.2	前測 2.在團體中我願意聆聽, 尊重他人感受	discrete	numeric-8.0	112	0	-
3	a2.3	前測 3.我能與人保有良好溝通	discrete	numeric-8.0	112	0	-
4	a2.4	前測 4.我能注意到他人的意見, 並正確理解訊息	discrete	numeric-8.0	112	0	-
5	a2.5	前測 5.在團體中我願意表達自我意見	discrete	numeric-8.0	112	0	-
6	a2.6	前測 6.我有能融入可以處理社交情境	discrete	numeric-8.0	112	0	-
7	a2.7	前測 7.我有能力表達出自己的想法	discrete	numeric-8.0	112	0	-
8	a2.8	前測 8.我有能力於異中求同	discrete	numeric-8.0	112	0	-
9	a2.9	前測 9.我能配合參與團隊上的活動	discrete	numeric-8.0	112	0	-

#	Name	Label	Type	Format	Valid	Invalid	Question
10	a2.10	前測 10.我可以有耐心地與別人對話	discrete	numeric-8.0	112	0	-
11	a2.11	前測 11.我可以領導他人為我工作	discrete	numeric-8.0	112	0	-
12	a2.12	前測 12.當有任務時，我是一位好的領導者	discrete	numeric-8.0	112	0	-
13	a2.13	前測 13.當需要完成任務時，身為領導者，我能激勵他人	discrete	numeric-8.0	112	0	-
14	a2.14	前測 14.我能帶領團隊以達成團隊任務目標	discrete	numeric-8.0	112	0	-
15	a2.15	前測 15.團隊有衝突時，我能協調處理	discrete	numeric-8.0	112	0	-
16	a2.16	前測 16.我可以讓團隊成員之間彼此相互信任，以完成任務	discrete	numeric-8.0	112	0	-
17	a2.17	前測 17.我能有效地解決日常生活中面臨到的任何問題	discrete	numeric-8.0	112	0	-
18	a2.18	前測 18.當面對問題時我能找出原因，並且分析問題	discrete	numeric-8.0	112	0	-
19	a2.19	前測 19.我能有效的利用資源提出解決問題的方式	discrete	numeric-8.0	112	0	-
20	a2.20	前測 20.我會適時尋求協助	discrete	numeric-8.0	112	0	-
21	a2.21	前測 21.我能選擇合適的資源與方式進行學習	discrete	numeric-8.0	112	0	-
22	a2.22	前測 22.當面對問題時我能找出原因	discrete	numeric-8.0	112	0	-
23	a2.23	前測 23.遇到挫折時我能增加學習來面對	discrete	numeric-8.0	112	0	-
24	a2.24	前測 24.我能主動加強較弱的能力	discrete	numeric-8.0	112	0	-
25	a2.25	前測 25.我有能力能做我想做的事情	discrete	numeric-8.0	112	0	-
26	a2.26	前測 26.對於成功我是有信心的	discrete	numeric-8.0	112	0	-
27	a2.27	前測 27.我相信我可以做到我想做的事	discrete	numeric-8.0	112	0	-
28	a2.28	前測 28.我有增加信念力的方法	discrete	numeric-8.0	112	0	-
29	a2.29	前測 29.我非常願意面對我想做的事	discrete	numeric-8.0	112	0	-
30	a2.30	前測 30.我總是能實話實說	discrete	numeric-8.0	112	0	-
31	a2.31	前測 31.當我犯錯時我會承擔責任	discrete	numeric-8.0	112	0	-
32	a2.32	前測 32.我能如期完成他人交辦事項	discrete	numeric-8.0	112	0	-
33	a2.33	前測 33.我待人忠誠	discrete	numeric-8.0	112	0	-
34	a2.34	前測 34.我能信守承諾	discrete	numeric-8.0	112	0	-
35	a2.35	前測 35.我不隨意答應超出能力範圍以外的事	discrete	numeric-8.0	112	0	-

#	Name	Label	Type	Format	Valid	Invalid	Question
36	a2.36	前測 36.我會主動關心、協助家人	discrete	numeric-8.0	112	0	-
37	a2.37	前測 37.我會幫助朋友	discrete	numeric-8.0	112	0	-
38	a2.38	前測 38.我能適時給予他人協助	discrete	numeric-8.0	112	0	-
39	a2.39	前測 39.我會主動關心朋友	discrete	numeric-8.0	112	0	-
40	a2.40	前測 40.我對他人不幸的遭遇感同身受	discrete	numeric-8.0	112	0	-
41	a2.41	前測 41.對於幫助別人是感到開心的	discrete	numeric-8.0	112	0	-
42	a2.42	前測 42.我極願意分享我所擁有的	discrete	numeric-8.0	112	0	-
43	a2.43	前測 43.如果有更好的主意我會改變我的想法	discrete	numeric-8.0	112	0	-
44	a2.44	前測 44.我能接納各項新事物、新思維	discrete	numeric-8.0	112	0	-
45	a2.45	前測 45.我能適應彈性思維	discrete	numeric-8.0	112	0	-
46	a2.46	前測 46.遇到挫折，我很快就能調適好重新出發	discrete	numeric-8.0	112	0	-
47	a2.47	前測 47.我會盡力做好每件事的細節	discrete	numeric-8.0	112	0	-
48	a2.48	前測 48.做一件事我總是想得到最好的結果	discrete	numeric-8.0	112	0	-
49	a2.49	前測 49.當我能做得到，我會盡量做到最好	discrete	numeric-8.0	112	0	-
50	a2.50	前測 50.我喜歡追求卓越的表現	discrete	numeric-8.0	112	0	-
51	a2.51	前測 51.我願意挑戰比較困難的事情	discrete	numeric-8.0	112	0	-
52	a2.52	前測 52.我會因外在環境驅使我提升自我能力	discrete	numeric-8.0	112	0	-
53	a2.53	前測 53.我喜歡忙碌且積極參與事情	discrete	numeric-8.0	112	0	-
54	a2.54	前測 54.我喜歡我是有活力並精力充沛、樂觀的人	discrete	numeric-8.0	112	0	-
55	a2.55	前測 55.我喜歡當一個活躍並深入了解事情的人	discrete	numeric-8.0	112	0	-
56	a2.56	前測 56.我喜歡自己充滿熱忱與活力	discrete	numeric-8.0	112	0	-
57	a2.57	前測 57.我能做好情緒管理	discrete	numeric-8.0	112	0	-
58	a2.58	前測 58.在不熟悉的情境中，我能保持冷靜	discrete	numeric-8.0	112	0	-
59	a2.59	前測 59.當事情出錯時我能保持冷靜	discrete	numeric-8.0	112	0	-
60	a2.60	前測 60.我能控制我的脾氣	discrete	numeric-8.0	112	0	-
61	a2.61	前測 61.當面對不順遂的事情，我能有效地自我緩解	discrete	numeric-8.0	112	0	-
62	a2.62	前測 62.在別人不理性言語攻擊時，我仍能保持理性冷靜	discrete	numeric-8.0	112	0	-

#	Name	Label	Type	Format	Valid	Invalid	Question
63	a2.63	前測 63.我能計畫且有效的運用時間	discrete	numeric-8.0	112	0	-
64	a2.64	前測 64.我不喜歡虛度時光	discrete	numeric-8.0	112	0	-
65	a2.65	前測 65.我能管理好我的時間	discrete	numeric-8.0	112	0	-

Group 基本資料(正式)

#	Name	Label	Type	Format	Valid	Invalid	Question
1	id	正式 編碼	continuous	numeric-12.0	615	0	-
2	b1.1	正式 1. 請問您參與過體驗式學習課程嗎?	discrete	numeric-12.0	615	0	-
3	b1.2	正式 2. 請問您參與過的體驗式學習課程是何種類型?	discrete	numeric-12.0	603	12	-
4	b1.3	正式 3. 高空繩索課程(蔓藤路、許願台、攀岩、大飛鼠、飛躍之鷹、垂降、攀樹)	discrete	numeric-12.0	615	0	-
5	b1.4	正式 4. 低空活動(蜘蛛網、賞鯨船、獨木橋、隔島躍進、低空三大角)	discrete	numeric-12.0	615	0	-
6	b1.5	正式 5. 平面活動(使用桌遊、樂高、牌卡等其他)	discrete	numeric-12.0	615	0	-
7	b1.6	正式 6. 戶外活動(登山健行、自行車、溯溪、獨木舟)	discrete	numeric-12.0	615	0	-
8	b1.7	正式 7. 服務學習(創業輔導、社區營造及發展、文史調查及導覽)	discrete	numeric-12.0	615	0	-
9	b1.8	正式 8. 其他	discrete	character-26	615	0	-
10	b1.9	正式 9. 學校區域?	discrete	numeric-12.0	615	0	-

Group 問卷內文(正式)

#	Name	Label	Type	Format	Valid	Invalid	Question
1	b2.1	正式 1.我具備良好的社交能力	discrete	numeric-12.0	615	0	-
2	b2.2	正式 2.在團體中我願意聆聽，尊重他人感受	discrete	numeric-12.0	615	0	-
3	b2.3	正式 3.我能與人保有良好溝通	discrete	numeric-12.0	615	0	-
4	b2.4	正式 4.我能注意到他人的意見，並正確理解訊息	discrete	numeric-12.0	615	0	-
5	b2.5	正式 5.在團體中我願意表達自我意見	discrete	numeric-12.0	615	0	-
6	b2.6	正式 6.我有能融入可以處理社交情境	discrete	numeric-12.0	615	0	-
7	b2.7	正式 7.我有能力表達出自己的想法	discrete	numeric-12.0	615	0	-
8	b2.8	正式 8.我有能力於異中求同	discrete	numeric-12.0	615	0	-

#	Name	Label	Type	Format	Valid	Invalid	Question
9	b2.9	正式 9.我能配合參與團隊上的活動	discrete	numeric-12.0	615	0	-
10	b2.10	正式 10.我可以有耐心地與別人對話	discrete	numeric-12.0	615	0	-
11	b2.11	正式 11.我可以領導他人為我工作	discrete	numeric-12.0	615	0	-
12	b2.12	正式 12.當有任務時，我是一位好的領導者	discrete	numeric-12.0	615	0	-
13	b2.13	正式 13.當需要完成任務時，身為領導者，我能激勵他人	discrete	numeric-12.0	615	0	-
14	b2.14	正式 14.我能帶領團隊以達成團隊任務目標	discrete	numeric-12.0	615	0	-
15	b2.15	正式 15.團隊有衝突時，我能協調處理	discrete	numeric-12.0	615	0	-
16	b2.16	正式 16.我可以讓團隊成員之間彼此相互信任，以完成任務	discrete	numeric-12.0	615	0	-
17	b2.17	正式 17.我能有效地解決日常生活中面臨到的任何問題	discrete	numeric-12.0	615	0	-
18	b2.18	正式 18.當面對問題時我能找出原因，並且分析問題	discrete	numeric-12.0	615	0	-
19	b2.19	正式 19.我能有效的利用資源提出解決問題的方式	discrete	numeric-12.0	615	0	-
20	b2.20	正式 20.我會適時尋求協助	discrete	numeric-12.0	615	0	-
21	b2.21	正式 21.我能選擇合適的資源與方式進行學習	discrete	numeric-12.0	615	0	-
22	b2.22	正式 22.當面對問題時我能找出原因	discrete	numeric-12.0	615	0	-
23	b2.23	正式 23.遇到挫折時我能增加學習來面對	discrete	numeric-12.0	615	0	-
24	b2.24	正式 24.我能主動加強較弱的能力	discrete	numeric-12.0	615	0	-
25	b2.25	正式 25.我有能力能做我想做的事情	discrete	numeric-12.0	615	0	-
26	b2.26	正式 26.對於成功我是有信心的	discrete	numeric-12.0	615	0	-
27	b2.27	正式 27.我相信我可以做到我想做的事	discrete	numeric-12.0	615	0	-
28	b2.28	正式 28.我有增加信念力的方法	discrete	numeric-12.0	615	0	-
29	b2.29	正式 29.我非常願意面對我想做的事	discrete	numeric-12.0	615	0	-
30	b2.30	正式 30.我總是能實話實說	discrete	numeric-12.0	615	0	-
31	b2.31	正式 31.當我犯錯時我會承擔責任	discrete	numeric-12.0	615	0	-
32	b2.32	正式 32.我能如期完成他人交辦事項	discrete	numeric-12.0	615	0	-
33	b2.33	正式 33.我待人忠誠	discrete	numeric-12.0	615	0	-
34	b2.34	正式 34.我能信守承諾	discrete	numeric-12.0	615	0	-

#	Name	Label	Type	Format	Valid	Invalid	Question
35	b2.35	正式 35.我不隨意答應超出能力範圍以外的事	discrete	numeric-12.0	615	0	-
36	b2.36	正式 36.我會主動關心、協助家人	discrete	numeric-12.0	615	0	-
37	b2.37	正式 37.我會幫助朋友	discrete	numeric-12.0	615	0	-
38	b2.38	正式 38.我能適時給予他人協助	discrete	numeric-12.0	615	0	-
39	b2.39	正式 39.我會主動關心朋友	discrete	numeric-12.0	615	0	-
40	b2.40	正式 40.我對他人不幸的遭遇感同身受	discrete	numeric-12.0	615	0	-
41	b2.41	正式 41.對於幫助別人是感到開心的	discrete	numeric-12.0	615	0	-
42	b2.42	正式 42.我極願意分享我所擁有的	discrete	numeric-12.0	615	0	-
43	b2.43	正式 43.如果有更好的主意我會改變我的想法	discrete	numeric-12.0	615	0	-
44	b2.44	正式 44.我能接納各項新事物、新思維	discrete	numeric-12.0	615	0	-
45	b2.45	正式 45.我能適應彈性思維	discrete	numeric-12.0	615	0	-
46	b2.46	正式 46.遇到挫折，我很快就能調適好重新出發	discrete	numeric-12.0	615	0	-
47	b2.47	正式 47.我會盡力做好每件事的細節	discrete	numeric-12.0	615	0	-
48	b2.48	正式 48.做一件事我總是想要最好的結果	discrete	numeric-12.0	615	0	-
49	b2.49	正式 49.當我能做得到，我會盡量做到最好	discrete	numeric-12.0	615	0	-
50	b2.50	正式 50.我喜歡追求卓越的表現	discrete	numeric-12.0	615	0	-
51	b2.51	正式 51.我願意挑戰比較困難的事情	discrete	numeric-12.0	615	0	-
52	b2.52	正式 52.我會因外在環境驅使我提升自我能力	discrete	numeric-12.0	615	0	-
53	b2.53	正式 53.我喜歡忙碌且積極參與事情	discrete	numeric-12.0	615	0	-
54	b2.54	正式 54.我喜歡我是有活力並精力充沛、樂觀的人	discrete	numeric-12.0	615	0	-
55	b2.55	正式 55.我喜歡當一個活躍並深入了解事情的人	discrete	numeric-12.0	615	0	-
56	b2.56	正式 56.我喜歡自己充滿熱忱與活力	discrete	numeric-12.0	615	0	-
57	b2.57	正式 57.我能做好情緒管理	discrete	numeric-12.0	615	0	-
58	b2.58	正式 58.在不熟悉的情境中，我能保持冷靜	discrete	numeric-12.0	615	0	-
59	b2.59	正式 59.當事情出錯時我能保持冷靜	discrete	numeric-12.0	615	0	-
60	b2.60	正式 60.我能控制我的脾氣	discrete	numeric-12.0	615	0	-
61	b2.61	正式 61.當面對不順遂的事情，我能有效地自我緩解	discrete	numeric-12.0	615	0	-

#	Name	Label	Type	Format	Valid	Invalid	Question
62	b2.62	正式 62.在別人不理性言語 攻擊時，我仍能保持理性 冷靜	discrete	numeric-12.0	615	0	-
63	b2.63	正式 63.我能計畫且有效的 運用時間	discrete	numeric-12.0	615	0	-
64	b2.64	正式 64.我不喜歡虛度時光	discrete	numeric-12.0	615	0	-
65	b2.65	正式 65.我能管理好我的時 間	discrete	numeric-12.0	202	413	-

Variables Description

Dataset contains 150 variable(s)

File : data1			
# id: 前測 編號			
Information		[Type= continuous] [Format=numeric] [Range= 1-112] [Missing=*]	
Statistics [NW/ W]		[Valid=112 /-] [Invalid=0 /-] [Mean=56.5 /-] [StdDev=32.476 /-]	
# a1.1: 前測 1請問您參與過體驗式學習課程嗎？			
Information		[Type= discrete] [Format=numeric] [Range= 1-2] [Missing=*]	
Statistics [NW/ W]		[Valid=112 /-] [Invalid=0 /-]	
Value	Label	Cases	Percentage
1	有	110	<div><div></div></div> 98.2%
2	無	2	<div><div></div></div> 1.8%
Warning: these figures indicate the number of cases found in the data file. They cannot be interpreted as summary statistics of the population of interest.			
# a1.2: 前測 2請問您參與過的體驗式學習課程是何種類型？			
Information		[Type= discrete] [Format=numeric] [Range= 1-2] [Missing=*]	
Statistics [NW/ W]		[Valid=109 /-] [Invalid=3 /-]	
Value	Label	Cases	Percentage
1	短期、社團、研習	12	<div><div></div></div> 11.0%
2	學分制課程	97	<div><div></div></div> 89.0%
Sysmiss		3	
Warning: these figures indicate the number of cases found in the data file. They cannot be interpreted as summary statistics of the population of interest.			
# a1.3: 前測 3您所參與過的體驗式學習課程名稱：			
Information		[Type= discrete] [Format=character] [Missing=*]	
Statistics [NW/ W]		[Valid=101 /-] [Invalid=0 /-]	
Value	Label	Cases	Percentage
ACG創作		1	<div><div></div></div> 1.0%
探索教育		7	<div><div></div></div> 6.9%
探索體驗		4	<div><div></div></div> 4.0%
生涯規劃		1	<div><div></div></div> 1.0%
課程設計		57	<div><div></div></div> 56.4%
轉學生		1	<div><div></div></div> 1.0%
體驗學習		18	<div><div></div></div> 17.8%
體驗教育		7	<div><div></div></div> 6.9%
高空		2	<div><div></div></div> 2.0%
高空探索		2	<div><div></div></div> 2.0%
高空繩索		1	<div><div></div></div> 1.0%
Warning: these figures indicate the number of cases found in the data file. They cannot be interpreted as summary statistics of the population of interest.			
# a1.4: 前測 4高空繩索課程(蔓藤路、許願台、攀岩、大飛鼠、飛躍之鷹、垂降、攀樹)			
Information		[Type= discrete] [Format=numeric] [Range= 0-1] [Missing=*]	
Statistics [NW/ W]		[Valid=112 /-] [Invalid=0 /-]	
Value	Label	Cases	Percentage
0	無	12	<div><div></div></div> 10.7%
1	有	100	<div><div></div></div> 89.3%
Warning: these figures indicate the number of cases found in the data file. They cannot be interpreted as summary statistics of the population of interest.			

File : data1			
# a1.5: 前測 5 低空活動(蜘蛛網、賞鯨船、獨木橋、隔島躍進、低空三大角)			
Information	[Type= discrete] [Format=numeric] [Range= 0-1] [Missing=*]		
Statistics [NW/ W]	[Valid=112 /-] [Invalid=0 /-]		
Value	Label	Cases	Percentage
0	無	26	<div><div></div></div> 23.2%
1	有	86	<div><div></div></div> 76.8%
Warning: these figures indicate the number of cases found in the data file. They cannot be interpreted as summary statistics of the population of interest.			
# a1.6: 前測 6 平面活動(使用桌遊、樂高、牌卡等其他)			
Information	[Type= discrete] [Format=numeric] [Range= 0-1] [Missing=*]		
Statistics [NW/ W]	[Valid=112 /-] [Invalid=0 /-]		
Value	Label	Cases	Percentage
0	無	37	<div><div></div></div> 33.0%
1	有	75	<div><div></div></div> 67.0%
Warning: these figures indicate the number of cases found in the data file. They cannot be interpreted as summary statistics of the population of interest.			
# a1.7: 前測 7 戶外活動(登山健行、自行車、朔溪、獨木舟)			
Information	[Type= discrete] [Format=numeric] [Range= 0-1] [Missing=*]		
Statistics [NW/ W]	[Valid=112 /-] [Invalid=0 /-]		
Value	Label	Cases	Percentage
0	無	97	<div><div></div></div> 86.6%
1	有	15	<div><div></div></div> 13.4%
Warning: these figures indicate the number of cases found in the data file. They cannot be interpreted as summary statistics of the population of interest.			
# a1.8: 前測 8 服務學習(創業輔導、社區營造及發展、文史調查及導覽)			
Information	[Type= discrete] [Format=numeric] [Range= 0-1] [Missing=*]		
Statistics [NW/ W]	[Valid=112 /-] [Invalid=0 /-]		
Value	Label	Cases	Percentage
0	無	78	<div><div></div></div> 69.6%
1	有	34	<div><div></div></div> 30.4%
Warning: these figures indicate the number of cases found in the data file. They cannot be interpreted as summary statistics of the population of interest.			
# a1.9: 前測 9 其他			
Information	[Type= discrete] [Format=numeric] [Range= 0-0] [Missing=*]		
Statistics [NW/ W]	[Valid=112 /-] [Invalid=0 /-] [Mean=0 /-] [StdDev=0 /-]		
Value	Label	Cases	Percentage
0		112	<div><div></div></div> 100.0%
Warning: these figures indicate the number of cases found in the data file. They cannot be interpreted as summary statistics of the population of interest.			
# a2.1: 前測 1 .我具備良好的社交能力			
Information	[Type= discrete] [Format=numeric] [Range= 1-5] [Missing=*]		
Statistics [NW/ W]	[Valid=112 /-] [Invalid=0 /-]		
Value	Label	Cases	Percentage
1	非常不同意	1	<div><div></div></div> 0.9%
2	不同意	0	
3	普通	38	<div><div></div></div> 33.9%

File : data1

a2.1: 前測 1.我具備良好的社交能力

Value	Label	Cases	Percentage
4	同意	52	<div><div></div></div> 46.4%
5	非常同意	21	<div><div></div></div> 18.8%

Warning: these figures indicate the number of cases found in the data file. They cannot be interpreted as summary statistics of the population of interest.

a2.2: 前測 2.在團體中我願意聆聽，尊重他人感受

Information	[Type= discrete] [Format=numeric] [Range= 1-5] [Missing=*]
Statistics [NW/ W]	[Valid=112 /-] [Invalid=0 /-]

Value	Label	Cases	Percentage
1	非常不同意	1	<div><div></div></div> 0.9%
2	不同意	0	
3	普通	6	<div><div></div></div> 5.4%
4	同意	69	<div><div></div></div> 61.6%
5	非常同意	36	<div><div></div></div> 32.1%

Warning: these figures indicate the number of cases found in the data file. They cannot be interpreted as summary statistics of the population of interest.

a2.3: 前測 3.我能與人保有良好溝通

Information	[Type= discrete] [Format=numeric] [Range= 1-5] [Missing=*]
Statistics [NW/ W]	[Valid=112 /-] [Invalid=0 /-]

Value	Label	Cases	Percentage
1	非常不同意	1	<div><div></div></div> 0.9%
2	不同意	0	
3	普通	16	<div><div></div></div> 14.3%
4	同意	68	<div><div></div></div> 60.7%
5	非常同意	27	<div><div></div></div> 24.1%

Warning: these figures indicate the number of cases found in the data file. They cannot be interpreted as summary statistics of the population of interest.

a2.4: 前測 4.我能注意到他人的意見，並正確理解訊息

Information	[Type= discrete] [Format=numeric] [Range= 1-5] [Missing=*]
Statistics [NW/ W]	[Valid=112 /-] [Invalid=0 /-]

Value	Label	Cases	Percentage
1	非常不同意	0	
2	不同意	2	<div><div></div></div> 1.8%
3	普通	17	<div><div></div></div> 15.2%
4	同意	67	<div><div></div></div> 59.8%
5	非常同意	26	<div><div></div></div> 23.2%

Warning: these figures indicate the number of cases found in the data file. They cannot be interpreted as summary statistics of the population of interest.

a2.5: 前測 5.在團體中我願意表達自我意見

Information	[Type= discrete] [Format=numeric] [Range= 1-5] [Missing=*]
Statistics [NW/ W]	[Valid=112 /-] [Invalid=0 /-]

Value	Label	Cases	Percentage
1	非常不同意	1	<div><div></div></div> 0.9%
2	不同意	0	
3	普通	39	<div><div></div></div> 34.8%
4	同意	53	<div><div></div></div> 47.3%

File : data1






a2.5: 前測 5.在團體中我願意表達自我意見

Value	Label	Cases	Percentage
5	非常同意	19	 17.0%

Warning: these figures indicate the number of cases found in the data file. They cannot be interpreted as summary statistics of the population of interest.

a2.6: 前測 6.我有能融入可以處理社交情境





Information	[Type= discrete] [Format=numeric] [Range= 1-5] [Missing=*]
Statistics [NW/ W]	[Valid=112 /-] [Invalid=0 /-]

Value	Label	Cases	Percentage
1	非常不同意	1	 0.9%
2	不同意	1	 0.9%
3	普通	26	 23.2%
4	同意	60	 53.6%
5	非常同意	24	 21.4%

Warning: these figures indicate the number of cases found in the data file. They cannot be interpreted as summary statistics of the population of interest.

a2.7: 前測 7.我有能力表達出自己的想法






Information	[Type= discrete] [Format=numeric] [Range= 1-5] [Missing=*]
Statistics [NW/ W]	[Valid=112 /-] [Invalid=0 /-]

Value	Label	Cases	Percentage
1	非常不同意	0	
2	不同意	2	 1.8%
3	普通	26	 23.2%
4	同意	65	 58.0%
5	非常同意	19	 17.0%

Warning: these figures indicate the number of cases found in the data file. They cannot be interpreted as summary statistics of the population of interest.

a2.8: 前測 8.我有能力於異中求同






Information	[Type= discrete] [Format=numeric] [Range= 1-5] [Missing=*]
Statistics [NW/ W]	[Valid=112 /-] [Invalid=0 /-]

Value	Label	Cases	Percentage
1	非常不同意	1	 0.9%
2	不同意	4	 3.6%
3	普通	41	 36.6%
4	同意	45	 40.2%
5	非常同意	21	 18.8%




















Warning: these figures indicate the number of cases found in the data file. They cannot be interpreted as summary statistics of the population of interest.

a2.9: 前測 9.我能配合參與團隊上的活動

Information	[Type= discrete] [Format=numeric] [Range= 1-5] [Missing=*]
Statistics [NW/ W]	[Valid=112 /-] [Invalid=0 /-]

Value	Label	Cases	Percentage
1	非常不同意	1	 0.9%
2	不同意	1	 0.9%
3	普通	16	 14.3%
4	同意	66	 58.9%
5	非常同意	28	 25.0%

File : data1			
# a2.9: 前測 9.我能配合參與團隊上的活動			
Warning: these figures indicate the number of cases found in the data file. They cannot be interpreted as summary statistics of the population of interest.			
# a2.10: 前測 10.我可以有耐心地與別人對話			
Information	[Type= discrete] [Format=numeric] [Range= 1-5] [Missing=*]		
Statistics [NW/ W]	[Valid=112 /-] [Invalid=0 /-]		
Value	Label	Cases	Percentage
1	非常不同意	1	0.9%
2	不同意	1	0.9%
3	普通	13	11.6%
4	同意	62	55.4%
5	非常同意	35	31.2%
Warning: these figures indicate the number of cases found in the data file. They cannot be interpreted as summary statistics of the population of interest.			
# a2.11: 前測 11.我可以領導他人為我工作			
Information	[Type= discrete] [Format=numeric] [Range= 1-5] [Missing=*]		
Statistics [NW/ W]	[Valid=112 /-] [Invalid=0 /-]		
Value	Label	Cases	Percentage
1	非常不同意	1	0.9%
2	不同意	5	4.5%
3	普通	49	43.8%
4	同意	40	35.7%
5	非常同意	17	15.2%
Warning: these figures indicate the number of cases found in the data file. They cannot be interpreted as summary statistics of the population of interest.			
# a2.12: 前測 12.當有任務時，我是一位好的領導者			
Information	[Type= discrete] [Format=numeric] [Range= 1-5] [Missing=*]		
Statistics [NW/ W]	[Valid=112 /-] [Invalid=0 /-]		
Value	Label	Cases	Percentage
1	非常不同意	1	0.9%
2	不同意	6	5.4%
3	普通	49	43.8%
4	同意	42	37.5%
5	非常同意	14	12.5%
Warning: these figures indicate the number of cases found in the data file. They cannot be interpreted as summary statistics of the population of interest.			
# a2.13: 前測 13.當需要完成任務時，身為領導者，我能激勵他人			
Information	[Type= discrete] [Format=numeric] [Range= 1-5] [Missing=*]		
Statistics [NW/ W]	[Valid=112 /-] [Invalid=0 /-]		
Value	Label	Cases	Percentage
1	非常不同意	1	0.9%
2	不同意	8	7.1%
3	普通	37	33.0%
4	同意	46	41.1%
5	非常同意	20	17.9%
Warning: these figures indicate the number of cases found in the data file. They cannot be interpreted as summary statistics of the population of interest.			

File : data1			
# a2.14: 前測 14.我能帶領團隊以達成團隊任務目標			
Information	[Type= discrete] [Format=numeric] [Range= 1-5] [Missing=*]		
Statistics [NW/ W]	[Valid=112 /-] [Invalid=0 /-]		
Value	Label	Cases	Percentage
1	非常不同意	2	 1.8%
2	不同意	8	 7.1%
3	普通	38	 33.9%
4	同意	43	 38.4%
5	非常同意	21	 18.8%
Warning: these figures indicate the number of cases found in the data file. They cannot be interpreted as summary statistics of the population of interest.			
# a2.15: 前測 15.團隊有衝突時， 我能協調處理			
Information	[Type= discrete] [Format=numeric] [Range= 1-5] [Missing=*]		
Statistics [NW/ W]	[Valid=112 /-] [Invalid=0 /-]		
Value	Label	Cases	Percentage
1	非常不同意	2	 1.8%
2	不同意	2	 1.8%
3	普通	44	 39.3%
4	同意	42	 37.5%
5	非常同意	22	 19.6%
Warning: these figures indicate the number of cases found in the data file. They cannot be interpreted as summary statistics of the population of interest.			
# a2.16: 前測 16.我可以讓團隊成員之間彼此相互信任， 以完成任務			
Information	[Type= discrete] [Format=numeric] [Range= 1-5] [Missing=*]		
Statistics [NW/ W]	[Valid=112 /-] [Invalid=0 /-]		
Value	Label	Cases	Percentage
1	非常不同意	1	 0.9%
2	不同意	3	 2.7%
3	普通	31	 27.7%
4	同意	54	 48.2%
5	非常同意	23	 20.5%
Warning: these figures indicate the number of cases found in the data file. They cannot be interpreted as summary statistics of the population of interest.			
# a2.17: 前測 17.我能有效地解決日常生活中面臨到的任何問題			
Information	[Type= discrete] [Format=numeric] [Range= 1-5] [Missing=*]		
Statistics [NW/ W]	[Valid=112 /-] [Invalid=0 /-]		
Value	Label	Cases	Percentage
1	非常不同意	0	
2	不同意	2	 1.8%
3	普通	33	 29.5%
4	同意	53	 47.3%
5	非常同意	24	 21.4%
Warning: these figures indicate the number of cases found in the data file. They cannot be interpreted as summary statistics of the population of interest.			
# a2.18: 前測 18.當面對問題時我能找出原因， 並且分析問題			
Information	[Type= discrete] [Format=numeric] [Range= 1-5] [Missing=*]		

File : data1

a2.18: 前測 18.當面對問題時我能找出原因，並且分析問題

Statistics [NW/ W] [Valid=112 /-] [Invalid=0 /-]

Value	Label	Cases	Percentage
1	非常不同意	0	
2	不同意	6	5.4%
3	普通	34	30.4%
4	同意	48	42.9%
5	非常同意	24	21.4%

Warning: these figures indicate the number of cases found in the data file. They cannot be interpreted as summary statistics of the population of interest.

a2.19: 前測 19.我能有效的利用資源提出解決問題的方式

Information [Type= discrete] [Format=numeric] [Range= 1-5] [Missing=*]

Statistics [NW/ W] [Valid=112 /-] [Invalid=0 /-]

Value	Label	Cases	Percentage
1	非常不同意	0	
2	不同意	2	1.8%
3	普通	31	27.7%
4	同意	53	47.3%
5	非常同意	26	23.2%

Warning: these figures indicate the number of cases found in the data file. They cannot be interpreted as summary statistics of the population of interest.

a2.20: 前測 20.我會適時尋求協助

Information [Type= discrete] [Format=numeric] [Range= 1-5] [Missing=*]

Statistics [NW/ W] [Valid=112 /-] [Invalid=0 /-]

Value	Label	Cases	Percentage
1	非常不同意	0	
2	不同意	0	
3	普通	22	19.6%
4	同意	58	51.8%
5	非常同意	32	28.6%

Warning: these figures indicate the number of cases found in the data file. They cannot be interpreted as summary statistics of the population of interest.

a2.21: 前測 21.我能選擇合適的資源與方式進行學習

Information [Type= discrete] [Format=numeric] [Range= 1-5] [Missing=*]

Statistics [NW/ W] [Valid=112 /-] [Invalid=0 /-]

Value	Label	Cases	Percentage
1	非常不同意	0	
2	不同意	0	
3	普通	29	25.9%
4	同意	57	50.9%
5	非常同意	26	23.2%

Warning: these figures indicate the number of cases found in the data file. They cannot be interpreted as summary statistics of the population of interest.

a2.22: 前測 22.當面對問題時我能找出原因

Information [Type= discrete] [Format=numeric] [Range= 1-5] [Missing=*]

Statistics [NW/ W] [Valid=112 /-] [Invalid=0 /-]

File : data1

a2.22: 前測 22.當面對問題時我能找出原因

Value	Label	Cases	Percentage
1	非常不同意	1	0.9%
2	不同意	4	3.6%
3	普通	32	28.6%
4	同意	46	41.1%
5	非常同意	29	25.9%

Warning: these figures indicate the number of cases found in the data file. They cannot be interpreted as summary statistics of the population of interest.

a2.23: 前測 23.遇到挫折時我能增加學習來面對

Information	[Type= discrete] [Format=numeric] [Range= 1-5] [Missing=*]
Statistics [NW/ W]	[Valid=112 /-] [Invalid=0 /-]

Value	Label	Cases	Percentage
1	非常不同意	0	
2	不同意	4	3.6%
3	普通	38	33.9%
4	同意	44	39.3%
5	非常同意	26	23.2%

Warning: these figures indicate the number of cases found in the data file. They cannot be interpreted as summary statistics of the population of interest.

a2.24: 前測 24.我能主動加強較弱的能力

Information	[Type= discrete] [Format=numeric] [Range= 1-5] [Missing=*]
Statistics [NW/ W]	[Valid=112 /-] [Invalid=0 /-]

Value	Label	Cases	Percentage
1	非常不同意	0	
2	不同意	3	2.7%
3	普通	52	46.4%
4	同意	42	37.5%
5	非常同意	15	13.4%

Warning: these figures indicate the number of cases found in the data file. They cannot be interpreted as summary statistics of the population of interest.

a2.25: 前測 25.我有能力能做我想做的事情

















Information	[Type= discrete] [Format=numeric] [Range= 1-5] [Missing=*]
Statistics [NW/ W]	[Valid=112 /-] [Invalid=0 /-]

Value	Label	Cases	Percentage
1	非常不同意	0	
2	不同意	1	0.9%
3	普通	28	25.0%
4	同意	59	52.7%
5	非常同意	24	21.4%

Warning: these figures indicate the number of cases found in the data file. They cannot be interpreted as summary statistics of the population of interest.

a2.26: 前測 26.對於成功我是有信心的

Information	[Type= discrete] [Format=numeric] [Range= 1-5] [Missing=*]
Statistics [NW/ W]	[Valid=112 /-] [Invalid=0 /-]

File : data1			
# a2.26: 前測 26.對於成功我是有信心的			
Value	Label	Cases	Percentage
1	非常不同意	0	
2	不同意	4	 3.6%
3	普通	39	 34.8%
4	同意	51	 45.5%
5	非常同意	18	 16.1%
<i>Warning: these figures indicate the number of cases found in the data file. They cannot be interpreted as summary statistics of the population of interest.</i>			
# a2.27: 前測 27.我相信我可以做到我想做的事			
Information	[Type= discrete] [Format=numeric] [Range= 1-5] [Missing=*]		
Statistics [NW/ W]	[Valid=112 /-] [Invalid=0 /-]		
Value	Label	Cases	Percentage
1	非常不同意	0	
2	不同意	1	 0.9%
3	普通	30	 26.8%
4	同意	56	 50.0%
5	非常同意	25	 22.3%
<i>Warning: these figures indicate the number of cases found in the data file. They cannot be interpreted as summary statistics of the population of interest.</i>			
# a2.28: 前測 28.我有增加信念力的方法			
Information	[Type= discrete] [Format=numeric] [Range= 1-5] [Missing=*]		
Statistics [NW/ W]	[Valid=112 /-] [Invalid=0 /-]		
Value	Label	Cases	Percentage
1	非常不同意	1	 0.9%
2	不同意	4	 3.6%
3	普通	39	 34.8%
4	同意	47	 42.0%
5	非常同意	21	 18.8%
<i>Warning: these figures indicate the number of cases found in the data file. They cannot be interpreted as summary statistics of the population of interest.</i>			
# a2.29: 前測 29.我非常願意面對我想做的事			
Information	[Type= discrete] [Format=numeric] [Range= 1-5] [Missing=*]		
Statistics [NW/ W]	[Valid=112 /-] [Invalid=0 /-]		
Value	Label	Cases	Percentage
1	非常不同意	0	
2	不同意	2	 1.8%
3	普通	19	 17.0%
4	同意	63	 56.2%
5	非常同意	28	 25.0%
<i>Warning: these figures indicate the number of cases found in the data file. They cannot be interpreted as summary statistics of the population of interest.</i>			
# a2.30: 前測 30.我總是能實話實說			
Information	[Type= discrete] [Format=numeric] [Range= 1-5] [Missing=*]		
Statistics [NW/ W]	[Valid=112 /-] [Invalid=0 /-]		

File : data1			
# a2.30: 前測 30.我總是能實話實說			
Value	Label	Cases	Percentage
1	非常不同意	1	0.9%
2	不同意	3	2.7%
3	普通	33	29.5%
4	同意	55	49.1%
5	非常同意	20	17.9%
Warning: these figures indicate the number of cases found in the data file. They cannot be interpreted as summary statistics of the population of interest.			
# a2.31: 前測 31.當我犯錯時我會承擔責任			
Information	[Type= discrete] [Format=numeric] [Range= 1-5] [Missing=*]		
Statistics [NW/ W]	[Valid=112 /-] [Invalid=0 /-]		
Value	Label	Cases	Percentage
1	非常不同意	2	1.8%
2	不同意	3	2.7%
3	普通	17	15.2%
4	同意	55	49.1%
5	非常同意	35	31.2%
Warning: these figures indicate the number of cases found in the data file. They cannot be interpreted as summary statistics of the population of interest.			
# a2.32: 前測 32.我能如期完成他人交辦事項			
Information	[Type= discrete] [Format=numeric] [Range= 1-5] [Missing=*]		
Statistics [NW/ W]	[Valid=112 /-] [Invalid=0 /-]		
Value	Label	Cases	Percentage
1	非常不同意	2	1.8%
2	不同意	1	0.9%
3	普通	27	24.1%
4	同意	53	47.3%
5	非常同意	29	25.9%
Warning: these figures indicate the number of cases found in the data file. They cannot be interpreted as summary statistics of the population of interest.			
# a2.33: 前測 33.我待人忠誠			
Information	[Type= discrete] [Format=numeric] [Range= 1-5] [Missing=*]		
Statistics [NW/ W]	[Valid=112 /-] [Invalid=0 /-]		
Value	Label	Cases	Percentage
1	非常不同意	2	1.8%
2	不同意	1	0.9%
3	普通	17	15.2%
4	同意	52	46.4%
5	非常同意	40	35.7%
Warning: these figures indicate the number of cases found in the data file. They cannot be interpreted as summary statistics of the population of interest.			
# a2.34: 前測 34.我能信守承諾			
Information	[Type= discrete] [Format=numeric] [Range= 1-5] [Missing=*]		
Statistics [NW/ W]	[Valid=112 /-] [Invalid=0 /-]		

File : data1

a2.34: 前測 34.我能信守承諾

Value	Label	Cases	Percentage
1	非常不同意	1	0.9%
2	不同意	0	
3	普通	19	17.0%
4	同意	54	48.2%
5	非常同意	38	33.9%

Warning: these figures indicate the number of cases found in the data file. They cannot be interpreted as summary statistics of the population of interest.

a2.35: 前測 35.我不隨意答應超出能力範圍以外的事

Information	[Type= discrete] [Format=numeric] [Range= 1-5] [Missing=*]
Statistics [NW/ W]	[Valid=112 /-] [Invalid=0 /-]

Value	Label	Cases	Percentage
1	非常不同意	0	
2	不同意	1	0.9%
3	普通	19	17.0%
4	同意	51	45.5%
5	非常同意	41	36.6%

Warning: these figures indicate the number of cases found in the data file. They cannot be interpreted as summary statistics of the population of interest.

a2.36: 前測 36.我會主動關心、協助家人

Information	[Type= discrete] [Format=numeric] [Range= 1-5] [Missing=*]
Statistics [NW/ W]	[Valid=112 /-] [Invalid=0 /-]

Value	Label	Cases	Percentage
1	非常不同意	1	0.9%
2	不同意	0	
3	普通	18	16.1%
4	同意	50	44.6%
5	非常同意	43	38.4%

Warning: these figures indicate the number of cases found in the data file. They cannot be interpreted as summary statistics of the population of interest.

a2.37: 前測 37.我會幫助朋友

Information	[Type= discrete] [Format=numeric] [Range= 1-5] [Missing=*]
Statistics [NW/ W]	[Valid=112 /-] [Invalid=0 /-]

Value	Label	Cases	Percentage
1	非常不同意	1	0.9%
2	不同意	0	
3	普通	13	11.6%
4	同意	54	48.2%
5	非常同意	44	39.3%

Warning: these figures indicate the number of cases found in the data file. They cannot be interpreted as summary statistics of the population of interest.

a2.38: 前測 38.我能適時給予他人協助

Information	[Type= discrete] [Format=numeric] [Range= 1-5] [Missing=*]
Statistics [NW/ W]	[Valid=112 /-] [Invalid=0 /-]

File : data1

a2.38: 前測 38.我能適時給予他人協助

Value	Label	Cases	Percentage
1	非常不同意	1	0.9%
2	不同意	1	0.9%
3	普通	14	12.5%
4	同意	59	52.7%
5	非常同意	37	33.0%

Warning: these figures indicate the number of cases found in the data file. They cannot be interpreted as summary statistics of the population of interest.

a2.39: 前測 39.我會主動關心朋友

Information	[Type= discrete] [Format=numeric] [Range= 1-5] [Missing=*]
Statistics [NW/ W]	[Valid=112 /-] [Invalid=0 /-]

Value	Label	Cases	Percentage
1	非常不同意	1	0.9%
2	不同意	1	0.9%
3	普通	16	14.3%
4	同意	54	48.2%
5	非常同意	40	35.7%

Warning: these figures indicate the number of cases found in the data file. They cannot be interpreted as summary statistics of the population of interest.

a2.40: 前測 40.我對他人不幸的遭遇感同身受

Information	[Type= discrete] [Format=numeric] [Range= 1-5] [Missing=*]
Statistics [NW/ W]	[Valid=112 /-] [Invalid=0 /-]

Value	Label	Cases	Percentage
1	非常不同意	2	1.8%
2	不同意	1	0.9%
3	普通	18	16.1%
4	同意	59	52.7%
5	非常同意	32	28.6%

Warning: these figures indicate the number of cases found in the data file. They cannot be interpreted as summary statistics of the population of interest.

# a2.41: 前測 41.對於幫助別人是感到開心的			
Information	[Type= discrete] [Format=numeric] [Range= 1-5] [Missing=*]		
Statistics [NW/ W]	[Valid=112 /-] [Invalid=0 /-]		
Value	Label	Cases	Percentage
1	非常不同意	0	
2	不同意	1	0.9%
3	普通	14	12.5%
4	同意	53	47.3%
5	非常同意	44	39.3%
Warning: these figures indicate the number of cases found in the data file. They cannot be interpreted as summary statistics of the population of interest.			
# a2.42: 前測 42.我極願意分享我所擁有的			
Information	[Type= discrete] [Format=numeric] [Range= 1-5] [Missing=*]		
Statistics [NW/ W]	[Valid=112 /-] [Invalid=0 /-]		
Value	Label	Cases	Percentage
1	非常不同意	1	0.9%
2	不同意	1	0.9%
3	普通	23	20.5%
4	同意	50	44.6%
5	非常同意	37	33.0%
Warning: these figures indicate the number of cases found in the data file. They cannot be interpreted as summary statistics of the population of interest.			
# a2.43: 前測 43.如果有更好的主意我會改變我的想法			
Information	[Type= discrete] [Format=numeric] [Range= 1-5] [Missing=*]		
Statistics [NW/ W]	[Valid=112 /-] [Invalid=0 /-]		
Value	Label	Cases	Percentage
1	非常不同意	1	0.9%
2	不同意	0	
3	普通	20	17.9%
4	同意	58	51.8%
5	非常同意	33	29.5%
Warning: these figures indicate the number of cases found in the data file. They cannot be interpreted as summary statistics of the population of interest.			
# a2.44: 前測 44.我能接納各項新事物、新思維			
Information	[Type= discrete] [Format=numeric] [Range= 1-5] [Missing=*]		
Statistics [NW/ W]	[Valid=112 /-] [Invalid=0 /-]		
Value	Label	Cases	Percentage
1	非常不同意	1	0.9%
2	不同意	0	
3	普通	16	14.3%
4	同意	58	51.8%
5	非常同意	37	33.0%
Warning: these figures indicate the number of cases found in the data file. They cannot be interpreted as summary statistics of the population of interest.			
# a2.45: 前測 45.我能適應彈性思維			
Information	[Type= discrete] [Format=numeric] [Range= 1-5] [Missing=*]		
Statistics [NW/ W]	[Valid=112 /-] [Invalid=0 /-]		

# a2.45: 前測 45.我能適應彈性思維			
Value	Label	Cases	Percentage
1	非常不同意	1	0.9%
2	不同意	0	
3	普通	16	14.3%
4	同意	58	51.8%
5	非常同意	37	33.0%
Warning: these figures indicate the number of cases found in the data file. They cannot be interpreted as summary statistics of the population of interest.			
# a2.46: 前測 46.遇到挫折，我很快就能調適好重新出發			
Information	[Type= discrete] [Format=numeric] [Range= 1-5] [Missing=*]		
Statistics [NW/ W]	[Valid=112 /-] [Invalid=0 /-]		
Value	Label	Cases	Percentage
1	非常不同意	1	0.9%
2	不同意	3	2.7%
3	普通	33	29.5%
4	同意	43	38.4%
5	非常同意	32	28.6%
Warning: these figures indicate the number of cases found in the data file. They cannot be interpreted as summary statistics of the population of interest.			
# a2.47: 前測 47.我會盡力做好每件事的細節			
Information	[Type= discrete] [Format=numeric] [Range= 1-5] [Missing=*]		
Statistics [NW/ W]	[Valid=112 /-] [Invalid=0 /-]		
Value	Label	Cases	Percentage
1	非常不同意	1	0.9%
2	不同意	2	1.8%
3	普通	23	20.5%
4	同意	50	44.6%
5	非常同意	36	32.1%
Warning: these figures indicate the number of cases found in the data file. They cannot be interpreted as summary statistics of the population of interest.			
# a2.48: 前測 48.做一件事我總是想要最好的結果			
Information	[Type= discrete] [Format=numeric] [Range= 1-5] [Missing=*]		
Statistics [NW/ W]	[Valid=112 /-] [Invalid=0 /-]		
Value	Label	Cases	Percentage
1	非常不同意	2	1.8%
2	不同意	2	1.8%
3	普通	18	16.1%
4	同意	54	48.2%
5	非常同意	36	32.1%
Warning: these figures indicate the number of cases found in the data file. They cannot be interpreted as summary statistics of the population of interest.			
# a2.49: 前測 49.當我能做得到，我會盡量做到最好			
Information	[Type= discrete] [Format=numeric] [Range= 1-5] [Missing=*]		
Statistics [NW/ W]	[Valid=112 /-] [Invalid=0 /-]		
Value	Label	Cases	Percentage
1	非常不同意	1	0.9%
2	不同意	2	1.8%

# a2.49: 前測 49.當我能做得到，我會盡量做到最好			
Value	Label	Cases	Percentage
3	普通	14	<div><div></div></div> 12.5%
4	同意	50	<div><div></div></div> 44.6%
5	非常同意	45	<div><div></div></div> 40.2%
Warning: these figures indicate the number of cases found in the data file. They cannot be interpreted as summary statistics of the population of interest.			
# a2.50: 前測 50.我喜歡追求卓越的表現			
Information	[Type= discrete] [Format=numeric] [Range= 1-5] [Missing=*]		
Statistics [NW/ W]	[Valid=112 /-] [Invalid=0 /-]		
Value	Label	Cases	Percentage
1	非常不同意	1	<div><div></div></div> 0.9%
2	不同意	4	<div><div></div></div> 3.6%
3	普通	39	<div><div></div></div> 34.8%
4	同意	42	<div><div></div></div> 37.5%
5	非常同意	26	<div><div></div></div> 23.2%
Warning: these figures indicate the number of cases found in the data file. They cannot be interpreted as summary statistics of the population of interest.			
# a2.51: 前測 51.我願意挑戰比較困難的事情			
Information	[Type= discrete] [Format=numeric] [Range= 1-5] [Missing=*]		
Statistics [NW/ W]	[Valid=112 /-] [Invalid=0 /-]		
Value	Label	Cases	Percentage
1	非常不同意	1	<div><div></div></div> 0.9%
2	不同意	6	<div><div></div></div> 5.4%
3	普通	43	<div><div></div></div> 38.4%
4	同意	40	<div><div></div></div> 35.7%
5	非常同意	22	<div><div></div></div> 19.6%
Warning: these figures indicate the number of cases found in the data file. They cannot be interpreted as summary statistics of the population of interest.			
# a2.52: 前測 52.我會因外在環境驅使我提升自我能力			
Information	[Type= discrete] [Format=numeric] [Range= 1-5] [Missing=*]		
Statistics [NW/ W]	[Valid=112 /-] [Invalid=0 /-]		
Value	Label	Cases	Percentage
1	非常不同意	0	
2	不同意	5	<div><div></div></div> 4.5%
3	普通	41	<div><div></div></div> 36.6%
4	同意	41	<div><div></div></div> 36.6%
5	非常同意	25	<div><div></div></div> 22.3%
Warning: these figures indicate the number of cases found in the data file. They cannot be interpreted as summary statistics of the population of interest.			
# a2.53: 前測 53.我喜歡忙碌且積極參與事情			
Information	[Type= discrete] [Format=numeric] [Range= 1-5] [Missing=*]		
Statistics [NW/ W]	[Valid=112 /-] [Invalid=0 /-]		
Value	Label	Cases	Percentage
1	非常不同意	2	<div><div></div></div> 1.8%
2	不同意	7	<div><div></div></div> 6.2%
3	普通	42	<div><div></div></div> 37.5%
4	同意	39	<div><div></div></div> 34.8%

# a2.53: 前測 53.我喜歡忙碌且積極參與事情			
Value	Label	Cases	Percentage
5	非常同意	22	19.6%
Warning: these figures indicate the number of cases found in the data file. They cannot be interpreted as summary statistics of the population of interest.			
# a2.54: 前測 54.我喜歡我是有活力並精力充沛、樂觀的人			
Information	[Type= discrete] [Format=numeric] [Range= 1-5] [Missing=*]		
Statistics [NW/ W]	[Valid=112 /-] [Invalid=0 /-]		
Value	Label	Cases	Percentage
1	非常不同意	0	
2	不同意	2	1.8%
3	普通	29	25.9%
4	同意	52	46.4%
5	非常同意	29	25.9%
Warning: these figures indicate the number of cases found in the data file. They cannot be interpreted as summary statistics of the population of interest.			
# a2.55: 前測 55.我喜歡當一個活躍並深入了解事情的人			
Information	[Type= discrete] [Format=numeric] [Range= 1-5] [Missing=*]		
Statistics [NW/ W]	[Valid=112 /-] [Invalid=0 /-]		
Value	Label	Cases	Percentage
1	非常不同意	0	
2	不同意	1	0.9%
3	普通	35	31.2%
4	同意	43	38.4%
5	非常同意	33	29.5%
Warning: these figures indicate the number of cases found in the data file. They cannot be interpreted as summary statistics of the population of interest.			
# a2.56: 前測 56.我喜歡自己充滿熱忱與活力			
Information	[Type= discrete] [Format=numeric] [Range= 1-5] [Missing=*]		
Statistics [NW/ W]	[Valid=112 /-] [Invalid=0 /-]		
Value	Label	Cases	Percentage
1	非常不同意	1	0.9%
2	不同意	2	1.8%
3	普通	25	22.3%
4	同意	56	50.0%
5	非常同意	28	25.0%
Warning: these figures indicate the number of cases found in the data file. They cannot be interpreted as summary statistics of the population of interest.			
# a2.57: 前測 57.我能做好情緒管理			
Information	[Type= discrete] [Format=numeric] [Range= 1-5] [Missing=*]		
Statistics [NW/ W]	[Valid=112 /-] [Invalid=0 /-]		
Value	Label	Cases	Percentage
1	非常不同意	2	1.8%
2	不同意	4	3.6%
3	普通	34	30.4%
4	同意	49	43.8%
5	非常同意	23	20.5%
Warning: these figures indicate the number of cases found in the data file. They cannot be interpreted as summary statistics of the population of interest.			

# a2.58: 前測 58.在不熟悉的情境中，我能保持冷靜			
Information	[Type= discrete] [Format=numeric] [Range= 1-5] [Missing=*]		
Statistics [NW/ W]	[Valid=112 /-] [Invalid=0 /-]		
Value	Label	Cases	Percentage
1	非常不同意	1	0.9%
2	不同意	5	4.5%
3	普通	32	28.6%
4	同意	52	46.4%
5	非常同意	22	19.6%
Warning: these figures indicate the number of cases found in the data file. They cannot be interpreted as summary statistics of the population of interest.			
# a2.59: 前測 59.當事情出錯時我能保持冷靜			
Information	[Type= discrete] [Format=numeric] [Range= 1-5] [Missing=*]		
Statistics [NW/ W]	[Valid=112 /-] [Invalid=0 /-]		
Value	Label	Cases	Percentage
1	非常不同意	0	
2	不同意	3	2.7%
3	普通	37	33.0%
4	同意	55	49.1%
5	非常同意	17	15.2%
Warning: these figures indicate the number of cases found in the data file. They cannot be interpreted as summary statistics of the population of interest.			
# a2.60: 前測 60.我能控制我的脾氣			
Information	[Type= discrete] [Format=numeric] [Range= 1-5] [Missing=*]		
Statistics [NW/ W]	[Valid=112 /-] [Invalid=0 /-]		
Value	Label	Cases	Percentage
1	非常不同意	2	1.8%
2	不同意	3	2.7%
3	普通	38	33.9%
4	同意	48	42.9%
5	非常同意	21	18.8%
Warning: these figures indicate the number of cases found in the data file. They cannot be interpreted as summary statistics of the population of interest.			
# a2.61: 前測 61.當面對不順遂的事情，我能有效地自我緩解			
Information	[Type= discrete] [Format=numeric] [Range= 1-5] [Missing=*]		
Statistics [NW/ W]	[Valid=112 /-] [Invalid=0 /-]		
Value	Label	Cases	Percentage
1	非常不同意	0	
2	不同意	3	2.7%
3	普通	35	31.2%
4	同意	52	46.4%
5	非常同意	22	19.6%
Warning: these figures indicate the number of cases found in the data file. They cannot be interpreted as summary statistics of the population of interest.			
# a2.62: 前測 62.在別人不理性言語攻擊時，我仍能保持理性冷靜			
Information	[Type= discrete] [Format=numeric] [Range= 1-5] [Missing=*]		
Statistics [NW/ W]	[Valid=112 /-] [Invalid=0 /-]		

a2.62: 前測 62.在別人不理理性言語攻擊時，我仍能保持理性冷靜

Value	Label	Cases	Percentage
1	非常不同意	2	1.8%
2	不同意	4	3.6%
3	普通	36	32.1%
4	同意	50	44.6%
5	非常同意	20	17.9%

Warning: these figures indicate the number of cases found in the data file. They cannot be interpreted as summary statistics of the population of interest.

a2.63: 前測 63.我能計畫且有效的運用時間

Information	[Type= discrete] [Format=numeric] [Range= 1-5] [Missing=*]
Statistics [NW/ W]	[Valid=112 /-] [Invalid=0 /-]

Value	Label	Cases	Percentage
1	非常不同意	1	0.9%
2	不同意	6	5.4%
3	普通	38	33.9%
4	同意	47	42.0%
5	非常同意	20	17.9%

Warning: these figures indicate the number of cases found in the data file. They cannot be interpreted as summary statistics of the population of interest.

a2.64: 前測 64.我不喜歡虛度時光

Information	[Type= discrete] [Format=numeric] [Range= 1-5] [Missing=*]
Statistics [NW/ W]	[Valid=112 /-] [Invalid=0 /-]

Value	Label	Cases	Percentage
1	非常不同意	3	2.7%
2	不同意	5	4.5%
3	普通	38	33.9%
4	同意	46	41.1%
5	非常同意	20	17.9%

Warning: these figures indicate the number of cases found in the data file. They cannot be interpreted as summary statistics of the population of interest.

a2.65: 前測 65.我能管理好我的時間

Information	[Type= discrete] [Format=numeric] [Range= 1-5] [Missing=*]
Statistics [NW/ W]	[Valid=112 /-] [Invalid=0 /-]

Value	Label	Cases	Percentage
1	非常不同意	3	2.7%
2	不同意	3	2.7%
3	普通	46	41.1%
4	同意	33	29.5%
5	非常同意	27	24.1%

Warning: these figures indicate the number of cases found in the data file. They cannot be interpreted as summary statistics of the population of interest.

File : data2			
#id: 正式 編碼			
Information		[Type= continuous] [Format=numeric] [Range= 1-615] [Missing=*]	
Statistics [NW/ W]		[Valid=615 /-] [Invalid=0 /-] [Mean=308 /-] [StdDev=177.679 /-]	
#b1.1: 正式 1. 請問您參與過體驗式學習課程嗎？			
Information		[Type= discrete] [Format=numeric] [Range= 1-2] [Missing=*]	
Statistics [NW/ W]		[Valid=615 /-] [Invalid=0 /-]	
Value	Label	Cases	Percentage
1	有	591	<div><div></div></div> 96.1%
2	無	24	<div><div></div></div> 3.9%
Warning: these figures indicate the number of cases found in the data file. They cannot be interpreted as summary statistics of the population of interest.			
#b1.2: 正式 2. 請問您參與過的體驗式學習課程是何種類型？			
Information		[Type= discrete] [Format=numeric] [Range= 1-2] [Missing=*]	
Statistics [NW/ W]		[Valid=603 /-] [Invalid=12 /-]	
Value	Label	Cases	Percentage
1	短期、社團、研習	166	<div><div></div></div> 27.5%
2	學分制課程	437	<div><div></div></div> 72.5%
Sysmiss		12	
Warning: these figures indicate the number of cases found in the data file. They cannot be interpreted as summary statistics of the population of interest.			
#b1.3: 正式 3. 高空繩索課程(蔓藤路、許願台、攀岩、大飛鼠、飛躍之鷹、垂降、攀樹)			
Information		[Type= discrete] [Format=numeric] [Range= 0-1] [Missing=*]	
Statistics [NW/ W]		[Valid=615 /-] [Invalid=0 /-]	
Value	Label	Cases	Percentage
0	無	314	<div><div></div></div> 51.1%
1	有	301	<div><div></div></div> 48.9%
Warning: these figures indicate the number of cases found in the data file. They cannot be interpreted as summary statistics of the population of interest.			
#b1.4: 正式 4. 低空活動(蜘蛛網、賞鯨船、獨木橋、隔島躍進、低空三大角)			
Information		[Type= discrete] [Format=numeric] [Range= 0-1] [Missing=*]	
Statistics [NW/ W]		[Valid=615 /-] [Invalid=0 /-]	
Value	Label	Cases	Percentage
0	無	356	<div><div></div></div> 57.9%
1	有	259	<div><div></div></div> 42.1%
Warning: these figures indicate the number of cases found in the data file. They cannot be interpreted as summary statistics of the population of interest.			
#b1.5: 正式 5. 平面活動(使用桌遊、樂高、牌卡等其他)			
Information		[Type= discrete] [Format=numeric] [Range= 0-1] [Missing=*]	
Statistics [NW/ W]		[Valid=615 /-] [Invalid=0 /-]	
Value	Label	Cases	Percentage
0	無	351	<div><div></div></div> 57.1%
1	有	264	<div><div></div></div> 42.9%
Warning: these figures indicate the number of cases found in the data file. They cannot be interpreted as summary statistics of the population of interest.			
#b1.6: 正式 6. 戶外活動(登山健行、自行車、朔溪、獨木舟)			
Information		[Type= discrete] [Format=numeric] [Range= 0-1] [Missing=*]	

File : data2

b1.6: 正式 6. 戶外活動(登山健行、自行車、朔溪、獨木舟)

Statistics [NW/ W] [Valid=615 /-] [Invalid=0 /-]

Value	Label	Cases	Percentage
0	無	412	<div></div> 67.0%
1	有	203	<div></div> 33.0%

Warning: these figures indicate the number of cases found in the data file. They cannot be interpreted as summary statistics of the population of interest.

b1.7: 正式 7. 服務學習(創業輔導、社區營造及發展、文史調查及導覽)

Information [Type= discrete] [Format=numeric] [Range= 0-1] [Missing=*]

Statistics [NW/ W] [Valid=615 /-] [Invalid=0 /-]

Value	Label	Cases	Percentage
0	無	517	<div></div> 84.1%
1	有	98	<div></div> 15.9%

Warning: these figures indicate the number of cases found in the data file. They cannot be interpreted as summary statistics of the population of interest.

b1.8: 正式 8. 其他

Information [Type= discrete] [Format=character] [Missing=*]

Statistics [NW/ W] [Valid=615 /-] [Invalid=0 /-]

Value	Label	Cases	Percentage
0		202	<div></div> 32.8%
0.		361	<div></div> 58.7%
1.		25	<div></div> 4.1%
RPG活動		1	<div></div> 0.2%
傳統文化教育		1	<div></div> 0.2%
北捷尋寶		1	<div></div> 0.2%
唱歌		1	<div></div> 0.2%
團康活動		5	<div></div> 0.8%
團康遊戲 定向越野		1	<div></div> 0.2%
定向		4	<div></div> 0.7%
定向活動		1	<div></div> 0.2%
定向越野		4	<div></div> 0.7%
沒參加過		1	<div></div> 0.2%
語文能力商業報告		1	<div></div> 0.2%
跑關RPG		1	<div></div> 0.2%
跑關、RPG		1	<div></div> 0.2%
陶土		1	<div></div> 0.2%
領導培訓		1	<div></div> 0.2%
體驗寺廟生活		1	<div></div> 0.2%
體驗教育		1	<div></div> 0.2%

Warning: these figures indicate the number of cases found in the data file. They cannot be interpreted as summary statistics of the population of interest.

b1.9: 正式 9. 學校區域?

Information [Type= discrete] [Format=numeric] [Range= 1-5] [Missing=*]

Statistics [NW/ W] [Valid=615 /-] [Invalid=0 /-]

File : data2

b1.9: 正式 9. 學校區域?

Value	Label	Cases	Percentage
1	北部	261	<div><div></div></div> 42.4%
2	中部	268	<div><div></div></div> 43.6%
3	南部	83	<div><div></div></div> 13.5%
4	東部	2	<div><div></div></div> 0.3%
5	離島	1	<div><div></div></div> 0.2%

Warning: these figures indicate the number of cases found in the data file. They cannot be interpreted as summary statistics of the population of interest.

b2.1: 正式 1.我具備良好的社交能力

Information	[Type= discrete] [Format=numeric] [Range= 1-5] [Missing=*]
Statistics [NW/ W]	[Valid=615 /-] [Invalid=0 /-]

Value	Label	Cases	Percentage
1	非常不同意	3	<div><div></div></div> 0.5%
2	不同意	4	<div><div></div></div> 0.7%
3	普通	92	<div><div></div></div> 15.0%
4	同意	303	<div><div></div></div> 49.3%
5	非常同意	213	<div><div></div></div> 34.6%

Warning: these figures indicate the number of cases found in the data file. They cannot be interpreted as summary statistics of the population of interest.

b2.2: 正式 2.在團體中我願意聆聽，尊重他人感受

Information	[Type= discrete] [Format=numeric] [Range= 1-5] [Missing=*]
Statistics [NW/ W]	[Valid=615 /-] [Invalid=0 /-]

Value	Label	Cases	Percentage
1	非常不同意	5	<div><div></div></div> 0.8%
2	不同意	3	<div><div></div></div> 0.5%
3	普通	78	<div><div></div></div> 12.7%
4	同意	336	<div><div></div></div> 54.6%
5	非常同意	193	<div><div></div></div> 31.4%

Warning: these figures indicate the number of cases found in the data file. They cannot be interpreted as summary statistics of the population of interest.

b2.3: 正式 3.我能與人保有良好溝通

Information	[Type= discrete] [Format=numeric] [Range= 1-5] [Missing=*]
Statistics [NW/ W]	[Valid=615 /-] [Invalid=0 /-]

Value	Label	Cases	Percentage
1	非常不同意	2	<div><div></div></div> 0.3%
2	不同意	3	<div><div></div></div> 0.5%
3	普通	101	<div><div></div></div> 16.4%
4	同意	345	<div><div></div></div> 56.1%
5	非常同意	164	<div><div></div></div> 26.7%

Warning: these figures indicate the number of cases found in the data file. They cannot be interpreted as summary statistics of the population of interest.

b2.4: 正式 4.我能注意到他人的意見，並正確理解訊息

Information	[Type= discrete] [Format=numeric] [Range= 1-5] [Missing=*]
Statistics [NW/ W]	[Valid=615 /-] [Invalid=0 /-]

File : data2

b2.4: 正式 4.我能注意到他人的意見，並正確理解訊息

Value	Label	Cases	Percentage
1	非常不同意	3	0.5%
2	不同意	11	1.8%
3	普通	146	23.7%
4	同意	309	50.2%
5	非常同意	146	23.7%

Warning: these figures indicate the number of cases found in the data file. They cannot be interpreted as summary statistics of the population of interest.

b2.5: 正式 5.在團體中我願意表達自我意見

Information	[Type= discrete] [Format=numeric] [Range= 1-5] [Missing=*]
Statistics [NW/ W]	[Valid=615 /-] [Invalid=0 /-]

Value	Label	Cases	Percentage
1	非常不同意	5	0.8%
2	不同意	10	1.6%
3	普通	166	27.0%
4	同意	298	48.5%
5	非常同意	136	22.1%

Warning: these figures indicate the number of cases found in the data file. They cannot be interpreted as summary statistics of the population of interest.

b2.6: 正式 6.我有能融入可以處理社交情境

Information	[Type= discrete] [Format=numeric] [Range= 1-5] [Missing=*]
Statistics [NW/ W]	[Valid=615 /-] [Invalid=0 /-]

Value	Label	Cases	Percentage
1	非常不同意	5	0.8%
2	不同意	4	0.7%
3	普通	146	23.7%
4	同意	321	52.2%
5	非常同意	139	22.6%

Warning: these figures indicate the number of cases found in the data file. They cannot be interpreted as summary statistics of the population of interest.

b2.7: 正式 7.我有能力表達出自己的想法

Information	[Type= discrete] [Format=numeric] [Range= 1-5] [Missing=*]
Statistics [NW/ W]	[Valid=615 /-] [Invalid=0 /-]

Value	Label	Cases	Percentage
1	非常不同意	1	0.2%
2	不同意	15	2.4%
3	普通	179	29.1%
4	同意	320	52.0%
5	非常同意	100	16.3%

Warning: these figures indicate the number of cases found in the data file. They cannot be interpreted as summary statistics of the population of interest.

b2.8: 正式 8.我有能力於異中求同

Information	[Type= discrete] [Format=numeric] [Range= 1-5] [Missing=*]
Statistics [NW/ W]	[Valid=615 /-] [Invalid=0 /-]

File : data2

b2.8: 正式 8.我有能力於異中求同

Value	Label	Cases	Percentage
1	非常不同意	2	0.3%
2	不同意	12	2.0%
3	普通	102	16.6%
4	同意	317	51.5%
5	非常同意	182	29.6%

Warning: these figures indicate the number of cases found in the data file. They cannot be interpreted as summary statistics of the population of interest.

b2.9: 正式 9.我能配合參與團隊上的活動

Information	[Type= discrete] [Format=numeric] [Range= 1-5] [Missing=*]
Statistics [NW/ W]	[Valid=615 /-] [Invalid=0 /-]

Value	Label	Cases	Percentage
1	非常不同意	2	0.3%
2	不同意	2	0.3%
3	普通	101	16.4%
4	同意	325	52.8%
5	非常同意	185	30.1%

Warning: these figures indicate the number of cases found in the data file. They cannot be interpreted as summary statistics of the population of interest.

b2.10: 正式 10.我可以有耐心地與別人對話

Information	[Type= discrete] [Format=numeric] [Range= 1-5] [Missing=*]
Statistics [NW/ W]	[Valid=615 /-] [Invalid=0 /-]

Value	Label	Cases	Percentage
1	非常不同意	4	0.7%
2	不同意	16	2.6%
3	普通	184	29.9%
4	同意	291	47.3%
5	非常同意	120	19.5%

Warning: these figures indicate the number of cases found in the data file. They cannot be interpreted as summary statistics of the population of interest.

b2.11: 正式 11.我可以領導他人為我工作

Information	[Type= discrete] [Format=numeric] [Range= 1-5] [Missing=*]
Statistics [NW/ W]	[Valid=615 /-] [Invalid=0 /-]

Value	Label	Cases	Percentage
1	非常不同意	5	0.8%
2	不同意	22	3.6%
3	普通	256	41.6%
4	同意	233	37.9%
5	非常同意	99	16.1%

Warning: these figures indicate the number of cases found in the data file. They cannot be interpreted as summary statistics of the population of interest.

b2.12: 正式 12.當有任務時，我是一位好的領導者

Information	[Type= discrete] [Format=numeric] [Range= 1-5] [Missing=*]
Statistics [NW/ W]	[Valid=615 /-] [Invalid=0 /-]

File : data2

b2.12: 正式 12.當有任務時，我是一位好的領導者

Value	Label	Cases	Percentage
1	非常不同意	6	1.0%
2	不同意	26	4.2%
3	普通	192	31.2%
4	同意	279	45.4%
5	非常同意	112	18.2%

Warning: these figures indicate the number of cases found in the data file. They cannot be interpreted as summary statistics of the population of interest.

b2.13: 正式 13.當需要完成任務時，身為領導者，我能激勵他人

Information	[Type= discrete] [Format=numeric] [Range= 1-5] [Missing=*]
Statistics [NW/ W]	[Valid=615 /-] [Invalid=0 /-]

Value	Label	Cases	Percentage
1	非常不同意	6	1.0%
2	不同意	20	3.3%
3	普通	181	29.4%
4	同意	295	48.0%
5	非常同意	113	18.4%

Warning: these figures indicate the number of cases found in the data file. They cannot be interpreted as summary statistics of the population of interest.

b2.14: 正式 14.我能帶領團隊以達成團隊任務目標

Information	[Type= discrete] [Format=numeric] [Range= 1-5] [Missing=*]
Statistics [NW/ W]	[Valid=615 /-] [Invalid=0 /-]

Value	Label	Cases	Percentage
1	非常不同意	7	1.1%
2	不同意	18	2.9%
3	普通	190	30.9%
4	同意	294	47.8%
5	非常同意	106	17.2%

Warning: these figures indicate the number of cases found in the data file. They cannot be interpreted as summary statistics of the population of interest.

b2.15: 正式 15.團隊有衝突時，我能協調處理

Information	[Type= discrete] [Format=numeric] [Range= 1-5] [Missing=*]
Statistics [NW/ W]	[Valid=615 /-] [Invalid=0 /-]

Value	Label	Cases	Percentage
1	非常不同意	6	1.0%
2	不同意	12	2.0%
3	普通	160	26.0%
4	同意	324	52.7%
5	非常同意	113	18.4%

Warning: these figures indicate the number of cases found in the data file. They cannot be interpreted as summary statistics of the population of interest.

b2.16: 正式 16.我可以讓團隊成員之間彼此相互信任，以完成任務

Information	[Type= discrete] [Format=numeric] [Range= 1-5] [Missing=*]
Statistics [NW/ W]	[Valid=615 /-] [Invalid=0 /-]

File : data2

b2.16: 正式 **16.**我可以讓團隊成員之間彼此相互信任，以完成任務

Value	Label	Cases	Percentage
1	非常不同意	3	0.5%
2	不同意	13	2.1%
3	普通	169	27.5%
4	同意	311	50.6%
5	非常同意	119	19.3%

Warning: these figures indicate the number of cases found in the data file. They cannot be interpreted as summary statistics of the population of interest.

b2.17: 正式 **17.**我能有效地解決日常生活中面臨到的任何問題

Information	[Type= discrete] [Format=numeric] [Range= 1-5] [Missing=*]
Statistics [NW/ W]	[Valid=615 /-] [Invalid=0 /-]

Value	Label	Cases	Percentage
1	非常不同意	1	0.2%
2	不同意	11	1.8%
3	普通	162	26.3%
4	同意	320	52.0%
5	非常同意	121	19.7%

Warning: these figures indicate the number of cases found in the data file. They cannot be interpreted as summary statistics of the population of interest.

b2.18: 正式 **18.**當面對問題時我能找出原因，並且分析問題

Information	[Type= discrete] [Format=numeric] [Range= 1-5] [Missing=*]
Statistics [NW/ W]	[Valid=615 /-] [Invalid=0 /-]

Value	Label	Cases	Percentage
1	非常不同意	3	0.5%
2	不同意	15	2.4%
3	普通	180	29.3%
4	同意	304	49.4%
5	非常同意	113	18.4%

Warning: these figures indicate the number of cases found in the data file. They cannot be interpreted as summary statistics of the population of interest.

b2.19: 正式 **19.**我能有效的利用資源提出解決問題的方式

Information	[Type= discrete] [Format=numeric] [Range= 1-9] [Missing=*]
Statistics [NW/ W]	[Valid=615 /-] [Invalid=0 /-]

Value	Label	Cases	Percentage
1	非常不同意	1	0.2%
2	不同意	7	1.1%
3	普通	137	22.3%
4	同意	320	52.0%
5	非常同意	149	24.2%
9	遺漏值	1	0.2%

Warning: these figures indicate the number of cases found in the data file. They cannot be interpreted as summary statistics of the population of interest.

b2.20: 正式 **20.**我會適時尋求協助

Information	[Type= discrete] [Format=numeric] [Range= 1-5] [Missing=*]
Statistics [NW/ W]	[Valid=615 /-] [Invalid=0 /-]

File : data2			
# b2.20: 正式 20.我會適時尋求協助			
Value	Label	Cases	Percentage
1	非常不同意	1	0.2%
2	不同意	4	0.7%
3	普通	128	20.8%
4	同意	341	55.4%
5	非常同意	141	22.9%
Warning: these figures indicate the number of cases found in the data file. They cannot be interpreted as summary statistics of the population of interest.			
# b2.21: 正式 21.我能選擇合適的資源與方式進行學習			
Information	[Type= discrete] [Format=numeric] [Range= 1-5] [Missing=*]		
Statistics [NW/ W]	[Valid=615 /-] [Invalid=0 /-]		
Value	Label	Cases	Percentage
1	非常不同意	1	0.2%
2	不同意	5	0.8%
3	普通	157	25.5%
4	同意	322	52.4%
5	非常同意	130	21.1%
Warning: these figures indicate the number of cases found in the data file. They cannot be interpreted as summary statistics of the population of interest.			
# b2.22: 正式 22.當面對問題時我能找出原因			
Information	[Type= discrete] [Format=numeric] [Range= 1-5] [Missing=*]		
Statistics [NW/ W]	[Valid=615 /-] [Invalid=0 /-]		
Value	Label	Cases	Percentage
1	非常不同意	3	0.5%
2	不同意	17	2.8%
3	普通	163	26.5%
4	同意	307	49.9%
5	非常同意	125	20.3%
Warning: these figures indicate the number of cases found in the data file. They cannot be interpreted as summary statistics of the population of interest.			
# b2.23: 正式 23.遇到挫折時我能增加學習來面對			
Information	[Type= discrete] [Format=numeric] [Range= 1-5] [Missing=*]		
Statistics [NW/ W]	[Valid=615 /-] [Invalid=0 /-]		
Value	Label	Cases	Percentage
1	非常不同意	1	0.2%
2	不同意	25	4.1%
3	普通	212	34.5%
4	同意	281	45.7%
5	非常同意	96	15.6%
Warning: these figures indicate the number of cases found in the data file. They cannot be interpreted as summary statistics of the population of interest.			
# b2.24: 正式 24.我能主動加強較弱的能力			
Information	[Type= discrete] [Format=numeric] [Range= 1-5] [Missing=*]		
Statistics [NW/ W]	[Valid=615 /-] [Invalid=0 /-]		

File : data2

b2.24: 正式 24.我能主動加強較弱的能力

Value	Label	Cases	Percentage
1	非常不同意	6	1.0%
2	不同意	8	1.3%
3	普通	185	30.1%
4	同意	307	49.9%
5	非常同意	109	17.7%

Warning: these figures indicate the number of cases found in the data file. They cannot be interpreted as summary statistics of the population of interest.

b2.25: 正式 25.我有能力能做我想做的事情

Information	[Type= discrete] [Format=numeric] [Range= 1-5] [Missing=*]
Statistics [NW/ W]	[Valid=615 /-] [Invalid=0 /-]

Value	Label	Cases	Percentage
1	非常不同意	4	0.7%
2	不同意	15	2.4%
3	普通	191	31.1%
4	同意	276	44.9%
5	非常同意	129	21.0%

Warning: these figures indicate the number of cases found in the data file. They cannot be interpreted as summary statistics of the population of interest.

b2.26: 正式 26.對於成功我是有信心的

Information	[Type= discrete] [Format=numeric] [Range= 1-5] [Missing=*]
Statistics [NW/ W]	[Valid=615 /-] [Invalid=0 /-]

Value	Label	Cases	Percentage
1	非常不同意	2	0.3%
2	不同意	18	2.9%
3	普通	162	26.3%
4	同意	297	48.3%
5	非常同意	136	22.1%

Warning: these figures indicate the number of cases found in the data file. They cannot be interpreted as summary statistics of the population of interest.

b2.27: 正式 27.我相信我可以做到我想做的事

Information	[Type= discrete] [Format=numeric] [Range= 1-5] [Missing=*]
Statistics [NW/ W]	[Valid=615 /-] [Invalid=0 /-]

Value	Label	Cases	Percentage
1	非常不同意	4	0.7%
2	不同意	18	2.9%
3	普通	192	31.2%
4	同意	274	44.6%
5	非常同意	127	20.7%

Warning: these figures indicate the number of cases found in the data file. They cannot be interpreted as summary statistics of the population of interest.

b2.28: 正式 28.我有增加信念力的方法

Information	[Type= discrete] [Format=numeric] [Range= 1-5] [Missing=*]
Statistics [NW/ W]	[Valid=615 /-] [Invalid=0 /-]

File : data2			
# b2.28: 正式 28.我有增加信念力的方法			
Value	Label	Cases	Percentage
1	非常不同意	3	0.5%
2	不同意	12	2.0%
3	普通	144	23.4%
4	同意	302	49.1%
5	非常同意	154	25.0%
Warning: these figures indicate the number of cases found in the data file. They cannot be interpreted as summary statistics of the population of interest.			
# b2.29: 正式 29.我非常願意面對我想做的事			
Information	[Type= discrete] [Format=numeric] [Range= 1-5] [Missing=*]		
Statistics [NW/ W]	[Valid=615 /-] [Invalid=0 /-]		
Value	Label	Cases	Percentage
1	非常不同意	5	0.8%
2	不同意	13	2.1%
3	普通	167	27.2%
4	同意	305	49.6%
5	非常同意	125	20.3%
Warning: these figures indicate the number of cases found in the data file. They cannot be interpreted as summary statistics of the population of interest.			
# b2.30: 正式 30.我總是能實話實說			
Information	[Type= discrete] [Format=numeric] [Range= 1-5] [Missing=*]		
Statistics [NW/ W]	[Valid=615 /-] [Invalid=0 /-]		
Value	Label	Cases	Percentage
1	非常不同意	3	0.5%
2	不同意	13	2.1%
3	普通	111	18.0%
4	同意	352	57.2%
5	非常同意	136	22.1%
Warning: these figures indicate the number of cases found in the data file. They cannot be interpreted as summary statistics of the population of interest.			
# b2.31: 正式 31.當我犯錯時我會承擔責任			
Information	[Type= discrete] [Format=numeric] [Range= 1-5] [Missing=*]		
Statistics [NW/ W]	[Valid=615 /-] [Invalid=0 /-]		
Value	Label	Cases	Percentage
1	非常不同意	3	0.5%
2	不同意	15	2.4%
3	普通	111	18.0%
4	同意	329	53.5%
5	非常同意	157	25.5%
Warning: these figures indicate the number of cases found in the data file. They cannot be interpreted as summary statistics of the population of interest.			
# b2.32: 正式 32.我能如期完成他人交辦事項			
Information	[Type= discrete] [Format=numeric] [Range= 1-5] [Missing=*]		
Statistics [NW/ W]	[Valid=615 /-] [Invalid=0 /-]		

File : data2

b2.32: 正式 32.我能如期完成他人交辦事項

Value	Label	Cases	Percentage
1	非常不同意	4	0.7%
2	不同意	12	2.0%
3	普通	95	15.4%
4	同意	312	50.7%
5	非常同意	192	31.2%

Warning: these figures indicate the number of cases found in the data file. They cannot be interpreted as summary statistics of the population of interest.

b2.33: 正式 33.我待人忠誠

Information	[Type= discrete] [Format=numeric] [Range= 1-5] [Missing=*]
Statistics [NW/ W]	[Valid=615 /-] [Invalid=0 /-]

Value	Label	Cases	Percentage
1	非常不同意	4	0.7%
2	不同意	5	0.8%
3	普通	77	12.5%
4	同意	324	52.7%
5	非常同意	205	33.3%

Warning: these figures indicate the number of cases found in the data file. They cannot be interpreted as summary statistics of the population of interest.

b2.34: 正式 34.我能信守承諾

Information	[Type= discrete] [Format=numeric] [Range= 1-5] [Missing=*]
Statistics [NW/ W]	[Valid=615 /-] [Invalid=0 /-]

Value	Label	Cases	Percentage
1	非常不同意	3	0.5%
2	不同意	7	1.1%
3	普通	114	18.5%
4	同意	311	50.6%
5	非常同意	180	29.3%

Warning: these figures indicate the number of cases found in the data file. They cannot be interpreted as summary statistics of the population of interest.

b2.35: 正式 35.我不隨意答應超出能力範圍以外的事

Information	[Type= discrete] [Format=numeric] [Range= 1-5] [Missing=*]
Statistics [NW/ W]	[Valid=615 /-] [Invalid=0 /-]

Value	Label	Cases	Percentage
1	非常不同意	3	0.5%
2	不同意	8	1.3%
3	普通	110	17.9%
4	同意	285	46.3%
5	非常同意	209	34.0%

Warning: these figures indicate the number of cases found in the data file. They cannot be interpreted as summary statistics of the population of interest.

b2.36: 正式 36.我會主動關心、協助家人

Information	[Type= discrete] [Format=numeric] [Range= 1-5] [Missing=*]
Statistics [NW/ W]	[Valid=615 /-] [Invalid=0 /-]

File : data2			
# b2.36: 正式 36.我會主動關心、協助家人			
Value	Label	Cases	Percentage
1	非常不同意	4	0.7%
2	不同意	4	0.7%
3	普通	87	14.1%
4	同意	290	47.2%
5	非常同意	230	37.4%
Warning: these figures indicate the number of cases found in the data file. They cannot be interpreted as summary statistics of the population of interest.			
# b2.37: 正式 37.我會幫助朋友			
Information	[Type= discrete] [Format=numeric] [Range= 1-5] [Missing=*]		
Statistics [NW/ W]	[Valid=615 /-] [Invalid=0 /-]		
Value	Label	Cases	Percentage
1	非常不同意	2	0.3%
2	不同意	4	0.7%
3	普通	79	12.8%
4	同意	328	53.3%
5	非常同意	202	32.8%
Warning: these figures indicate the number of cases found in the data file. They cannot be interpreted as summary statistics of the population of interest.			
# b2.38: 正式 38.我能適時給予他人協助			
Information	[Type= discrete] [Format=numeric] [Range= 1-9] [Missing=*]		
Statistics [NW/ W]	[Valid=615 /-] [Invalid=0 /-]		
Value	Label	Cases	Percentage
1	非常不同意	2	0.3%
2	不同意	9	1.5%
3	普通	94	15.3%
4	同意	304	49.4%
5	非常同意	205	33.3%
9	遺漏值	1	0.2%
Warning: these figures indicate the number of cases found in the data file. They cannot be interpreted as summary statistics of the population of interest.			
# b2.39: 正式 39.我會主動關心朋友			
Information	[Type= discrete] [Format=numeric] [Range= 1-5] [Missing=*]		
Statistics [NW/ W]	[Valid=615 /-] [Invalid=0 /-]		
Value	Label	Cases	Percentage
1	非常不同意	4	0.7%
2	不同意	7	1.1%
3	普通	101	16.4%
4	同意	315	51.2%
5	非常同意	188	30.6%
Warning: these figures indicate the number of cases found in the data file. They cannot be interpreted as summary statistics of the population of interest.			
# b2.40: 正式 40.我對他人不幸的遭遇感同身受			
Information	[Type= discrete] [Format=numeric] [Range= 1-5] [Missing=*]		
Statistics [NW/ W]	[Valid=615 /-] [Invalid=0 /-]		

File : data2

b2.40: 正式 **40.**我對他人不幸的遭遇感同身受

Value	Label	Cases	Percentage
1	非常不同意	5	<div><div></div></div> 0.8%
2	不同意	6	<div><div></div></div> 1.0%
3	普通	82	<div><div></div></div> 13.3%
4	同意	302	<div><div></div></div> 49.1%
5	非常同意	220	<div><div></div></div> 35.8%

Warning: these figures indicate the number of cases found in the data file. They cannot be interpreted as summary statistics of the population of interest.

# b2.41: 正式 41.對於幫助別人是感到開心的			
Information	[Type= discrete] [Format=numeric] [Range= 1-5] [Missing=*]		
Statistics [NW/ W]	[Valid=615 /-] [Invalid=0 /-]		
Value	Label	Cases	Percentage
1	非常不同意	1	0.2%
2	不同意	16	2.6%
3	普通	110	17.9%
4	同意	315	51.2%
5	非常同意	173	28.1%
Warning: these figures indicate the number of cases found in the data file. They cannot be interpreted as summary statistics of the population of interest.			
# b2.42: 正式 42.我極願意分享我所擁有的			
Information	[Type= discrete] [Format=numeric] [Range= 1-5] [Missing=*]		
Statistics [NW/ W]	[Valid=615 /-] [Invalid=0 /-]		
Value	Label	Cases	Percentage
1	非常不同意	4	0.7%
2	不同意	5	0.8%
3	普通	99	16.1%
4	同意	304	49.4%
5	非常同意	203	33.0%
Warning: these figures indicate the number of cases found in the data file. They cannot be interpreted as summary statistics of the population of interest.			
# b2.43: 正式 43.如果有更好的主意我會改變我的想法			
Information	[Type= discrete] [Format=numeric] [Range= 1-5] [Missing=*]		
Statistics [NW/ W]	[Valid=615 /-] [Invalid=0 /-]		
Value	Label	Cases	Percentage
1	非常不同意	2	0.3%
2	不同意	4	0.7%
3	普通	108	17.6%
4	同意	312	50.7%
5	非常同意	189	30.7%
Warning: these figures indicate the number of cases found in the data file. They cannot be interpreted as summary statistics of the population of interest.			
# b2.44: 正式 44.我能接納各項新事物、新思維			
Information	[Type= discrete] [Format=numeric] [Range= 1-5] [Missing=*]		
Statistics [NW/ W]	[Valid=615 /-] [Invalid=0 /-]		
Value	Label	Cases	Percentage
1	非常不同意	2	0.3%
2	不同意	7	1.1%
3	普通	112	18.2%
4	同意	317	51.5%
5	非常同意	177	28.8%
Warning: these figures indicate the number of cases found in the data file. They cannot be interpreted as summary statistics of the population of interest.			
# b2.45: 正式 45.我能適應彈性思維			
Information	[Type= discrete] [Format=numeric] [Range= 1-5] [Missing=*]		
Statistics [NW/ W]	[Valid=615 /-] [Invalid=0 /-]		

b2.45: 正式 45.我能適應彈性思維

Value	Label	Cases	Percentage
1	非常不同意	4	0.7%
2	不同意	20	3.3%
3	普通	160	26.0%
4	同意	285	46.3%
5	非常同意	146	23.7%

Warning: these figures indicate the number of cases found in the data file. They cannot be interpreted as summary statistics of the population of interest.

b2.46: 正式 46.遇到挫折，我很快就能調適好重新出發

Information	[Type= discrete] [Format=numeric] [Range= 1-5] [Missing=*]
Statistics [NW/ W]	[Valid=615 /-] [Invalid=0 /-]

Value	Label	Cases	Percentage
1	非常不同意	4	0.7%
2	不同意	11	1.8%
3	普通	130	21.1%
4	同意	311	50.6%
5	非常同意	159	25.9%

Warning: these figures indicate the number of cases found in the data file. They cannot be interpreted as summary statistics of the population of interest.

b2.47: 正式 47.我會盡力做好每件事的細節

Information	[Type= discrete] [Format=numeric] [Range= 1-5] [Missing=*]
Statistics [NW/ W]	[Valid=615 /-] [Invalid=0 /-]

Value	Label	Cases	Percentage
1	非常不同意	2	0.3%
2	不同意	8	1.3%
3	普通	119	19.3%
4	同意	302	49.1%
5	非常同意	184	29.9%

Warning: these figures indicate the number of cases found in the data file. They cannot be interpreted as summary statistics of the population of interest.

b2.48: 正式 48.做一件事我總是想要最好的結果

Information	[Type= discrete] [Format=numeric] [Range= 1-5] [Missing=*]
Statistics [NW/ W]	[Valid=615 /-] [Invalid=0 /-]

Value	Label	Cases	Percentage
1	非常不同意	5	0.8%
2	不同意	6	1.0%
3	普通	90	14.6%
4	同意	302	49.1%
5	非常同意	212	34.5%

Warning: these figures indicate the number of cases found in the data file. They cannot be interpreted as summary statistics of the population of interest.

b2.49: 正式 49.當我能做得到，我會盡量做到最好

Information	[Type= discrete] [Format=numeric] [Range= 1-5] [Missing=*]
Statistics [NW/ W]	[Valid=615 /-] [Invalid=0 /-]

Value	Label	Cases	Percentage
1	非常不同意	5	0.8%
2	不同意	2	0.3%

# b2.49: 正式 49.當我能做得到，我會盡量做到最好			
Value	Label	Cases	Percentage
3	普通	127	<div><div></div></div> 20.7%
4	同意	284	<div><div></div></div> 46.2%
5	非常同意	197	<div><div></div></div> 32.0%
Warning: these figures indicate the number of cases found in the data file. They cannot be interpreted as summary statistics of the population of interest.			
# b2.50: 正式 50.我喜歡追求卓越的表現			
Information	[Type= discrete] [Format=numeric] [Range= 1-5] [Missing=*]		
Statistics [NW/ W]	[Valid=615 /-] [Invalid=0 /-]		
Value	Label	Cases	Percentage
1	非常不同意	7	<div><div></div></div> 1.1%
2	不同意	15	<div><div></div></div> 2.4%
3	普通	182	<div><div></div></div> 29.6%
4	同意	263	<div><div></div></div> 42.8%
5	非常同意	148	<div><div></div></div> 24.1%
Warning: these figures indicate the number of cases found in the data file. They cannot be interpreted as summary statistics of the population of interest.			
# b2.51: 正式 51.我願意挑戰比較困難的事情			
Information	[Type= discrete] [Format=numeric] [Range= 1-5] [Missing=*]		
Statistics [NW/ W]	[Valid=615 /-] [Invalid=0 /-]		
Value	Label	Cases	Percentage
1	非常不同意	3	<div><div></div></div> 0.5%
2	不同意	17	<div><div></div></div> 2.8%
3	普通	156	<div><div></div></div> 25.4%
4	同意	285	<div><div></div></div> 46.3%
5	非常同意	154	<div><div></div></div> 25.0%
Warning: these figures indicate the number of cases found in the data file. They cannot be interpreted as summary statistics of the population of interest.			
# b2.52: 正式 52.我會因外在環境驅使我提升自我能力			
Information	[Type= discrete] [Format=numeric] [Range= 1-5] [Missing=*]		
Statistics [NW/ W]	[Valid=615 /-] [Invalid=0 /-]		
Value	Label	Cases	Percentage
1	非常不同意	5	<div><div></div></div> 0.8%
2	不同意	30	<div><div></div></div> 4.9%
3	普通	192	<div><div></div></div> 31.2%
4	同意	259	<div><div></div></div> 42.1%
5	非常同意	129	<div><div></div></div> 21.0%
Warning: these figures indicate the number of cases found in the data file. They cannot be interpreted as summary statistics of the population of interest.			
# b2.53: 正式 53.我喜歡忙碌且積極參與事情			
Information	[Type= discrete] [Format=numeric] [Range= 1-5] [Missing=*]		
Statistics [NW/ W]	[Valid=615 /-] [Invalid=0 /-]		
Value	Label	Cases	Percentage
1	非常不同意	5	<div><div></div></div> 0.8%
2	不同意	26	<div><div></div></div> 4.2%
3	普通	158	<div><div></div></div> 25.7%
4	同意	265	<div><div></div></div> 43.1%

# b2.53: 正式 53.我喜歡忙碌且積極參與事情			
Value	Label	Cases	Percentage
5	非常同意	161	<div></div> 26.2%
Warning: these figures indicate the number of cases found in the data file. They cannot be interpreted as summary statistics of the population of interest.			
# b2.54: 正式 54.我喜歡我是有活力並精力充沛、樂觀的人			
Information	[Type= discrete] [Format=numeric] [Range= 1-5] [Missing=*]		
Statistics [NW/ W]	[Valid=615 /-] [Invalid=0 /-]		
Value	Label	Cases	Percentage
1	非常不同意	1	<div></div> 0.2%
2	不同意	14	<div></div> 2.3%
3	普通	135	<div></div> 22.0%
4	同意	286	<div></div> 46.5%
5	非常同意	179	<div></div> 29.1%
Warning: these figures indicate the number of cases found in the data file. They cannot be interpreted as summary statistics of the population of interest.			
# b2.55: 正式 55.我喜歡當一個活躍並深入了解事情的人			
Information	[Type= discrete] [Format=numeric] [Range= 1-5] [Missing=*]		
Statistics [NW/ W]	[Valid=615 /-] [Invalid=0 /-]		
Value	Label	Cases	Percentage
1	非常不同意	3	<div></div> 0.5%
2	不同意	8	<div></div> 1.3%
3	普通	124	<div></div> 20.2%
4	同意	285	<div></div> 46.3%
5	非常同意	195	<div></div> 31.7%
Warning: these figures indicate the number of cases found in the data file. They cannot be interpreted as summary statistics of the population of interest.			
# b2.56: 正式 56.我喜歡自己充滿熱忱與活力			
Information	[Type= discrete] [Format=numeric] [Range= 1-5] [Missing=*]		
Statistics [NW/ W]	[Valid=615 /-] [Invalid=0 /-]		
Value	Label	Cases	Percentage
1	非常不同意	4	<div></div> 0.7%
2	不同意	16	<div></div> 2.6%
3	普通	151	<div></div> 24.6%
4	同意	287	<div></div> 46.7%
5	非常同意	157	<div></div> 25.5%
Warning: these figures indicate the number of cases found in the data file. They cannot be interpreted as summary statistics of the population of interest.			
# b2.57: 正式 57.我能做好情緒管理			
Information	[Type= discrete] [Format=numeric] [Range= 1-5] [Missing=*]		
Statistics [NW/ W]	[Valid=615 /-] [Invalid=0 /-]		
Value	Label	Cases	Percentage
1	非常不同意	6	<div></div> 1.0%
2	不同意	21	<div></div> 3.4%
3	普通	164	<div></div> 26.7%
4	同意	280	<div></div> 45.5%
5	非常同意	144	<div></div> 23.4%
Warning: these figures indicate the number of cases found in the data file. They cannot be interpreted as summary statistics of the population of interest.			

# b2.58: 正式 58.在不熟悉的情境中，我能保持冷靜			
Information	[Type= discrete] [Format=numeric] [Range= 1-5] [Missing=*]		
Statistics [NW/ W]	[Valid=615 /-] [Invalid=0 /-]		
Value	Label	Cases	Percentage
1	非常不同意	6	1.0%
2	不同意	29	4.7%
3	普通	179	29.1%
4	同意	280	45.5%
5	非常同意	121	19.7%
Warning: these figures indicate the number of cases found in the data file. They cannot be interpreted as summary statistics of the population of interest.			
# b2.59: 正式 59.當事情出錯時我能保持冷靜			
Information	[Type= discrete] [Format=numeric] [Range= 1-5] [Missing=*]		
Statistics [NW/ W]	[Valid=615 /-] [Invalid=0 /-]		
Value	Label	Cases	Percentage
1	非常不同意	4	0.7%
2	不同意	23	3.7%
3	普通	170	27.6%
4	同意	283	46.0%
5	非常同意	135	22.0%
Warning: these figures indicate the number of cases found in the data file. They cannot be interpreted as summary statistics of the population of interest.			
# b2.60: 正式 60.我能控制我的脾氣			
Information	[Type= discrete] [Format=numeric] [Range= 1-5] [Missing=*]		
Statistics [NW/ W]	[Valid=615 /-] [Invalid=0 /-]		
Value	Label	Cases	Percentage
1	非常不同意	9	1.5%
2	不同意	13	2.1%
3	普通	162	26.3%
4	同意	300	48.8%
5	非常同意	131	21.3%
Warning: these figures indicate the number of cases found in the data file. They cannot be interpreted as summary statistics of the population of interest.			
# b2.61: 正式 61.當面對不順遂的事情，我能有效地自我緩解			
Information	[Type= discrete] [Format=numeric] [Range= 1-5] [Missing=*]		
Statistics [NW/ W]	[Valid=615 /-] [Invalid=0 /-]		
Value	Label	Cases	Percentage
1	非常不同意	4	0.7%
2	不同意	29	4.7%
3	普通	185	30.1%
4	同意	276	44.9%
5	非常同意	121	19.7%
Warning: these figures indicate the number of cases found in the data file. They cannot be interpreted as summary statistics of the population of interest.			
# b2.62: 正式 62.在別人不理性言語攻擊時，我仍能保持理性冷靜			
Information	[Type= discrete] [Format=numeric] [Range= 1-5] [Missing=*]		
Statistics [NW/ W]	[Valid=615 /-] [Invalid=0 /-]		

b2.62: 正式 62.在別人不理理性言語攻擊時，我仍能保持理性冷靜

Value	Label	Cases	Percentage
1	非常不同意	8	1.3%
2	不同意	28	4.6%
3	普通	197	32.0%
4	同意	267	43.4%
5	非常同意	115	18.7%

Warning: these figures indicate the number of cases found in the data file. They cannot be interpreted as summary statistics of the population of interest.

b2.63: 正式 63.我能計畫且有效的運用時間

Information	[Type= discrete] [Format=numeric] [Range= 1-5] [Missing=*]
Statistics [NW/ W]	[Valid=615 /-] [Invalid=0 /-]

Value	Label	Cases	Percentage
1	非常不同意	4	0.7%
2	不同意	25	4.1%
3	普通	179	29.1%
4	同意	254	41.3%
5	非常同意	153	24.9%

Warning: these figures indicate the number of cases found in the data file. They cannot be interpreted as summary statistics of the population of interest.

b2.64: 正式 64.我不喜歡虛度時光

Information	[Type= discrete] [Format=numeric] [Range= 1-5] [Missing=*]
Statistics [NW/ W]	[Valid=615 /-] [Invalid=0 /-]

Value	Label	Cases	Percentage
1	非常不同意	10	1.6%
2	不同意	27	4.4%
3	普通	197	32.0%
4	同意	257	41.8%
5	非常同意	124	20.2%

Warning: these figures indicate the number of cases found in the data file. They cannot be interpreted as summary statistics of the population of interest.

b2.65: 正式 65.我能管理好我的時間

Information	[Type= discrete] [Format=numeric] [Range= 1-5] [Missing=*]
Statistics [NW/ W]	[Valid=202 /-] [Invalid=413 /-]

Value	Label	Cases	Percentage
1	非常不同意	4	2.0%
2	不同意	10	5.0%
3	普通	75	37.1%
4	同意	67	33.2%
5	非常同意	46	22.8%
Sysmiss		413	

Warning: these figures indicate the number of cases found in the data file. They cannot be interpreted as summary statistics of the population of interest.