

台灣 (Taiwan, ROC)

劉立凡, 國立成功大學老年學研究所

台灣非正式照護體系中社區照顧關懷據點實施效益
評估經營管理、自評成效與評鑑結果之相關性研究

Study Documentation

February 2, 2016

Metadata Production

Metadata Producer(s)	學術調查研究資料庫(Survey Research Data Archive) (SRDA) , 中央研究院人社中心調查研究 專題中心 , DDI文件製作
Production Date	February 10, 2015
Version	2.0版, 參考IHSN Nesstar Template修改
Identification	E10310

Table of Contents

Overview.....	4
Scope & Coverage.....	5
Producers & Sponsors.....	5
Sampling.....	5
Data Collection.....	5
Data Processing & Appraisal.....	5
Accessibility.....	5
Files Description.....	6
data1.....	6
data2.....	6
Variables Group(s).....	7
使用者問卷.....	7
經營者問卷.....	7
一、服務使用者基本資料.....	7
二、社區照顧關懷據點服務使用情形.....	7
三、使用據點服務後的改變.....	11
四、社區照顧關懷據點服務品質與未來性評估.....	12
五、日常生活活動功能.....	13
六、工具性日常生活活動功能.....	13
七、整體自評健康.....	13
一、據點基本資料.....	14
二、目標評估.....	18
三、資源評估.....	19
四、服務品質與據點經營管理評估.....	20
五、填答者基本資料.....	21
Variables Description.....	22
data1.....	23
data2.....	83

台灣非正式照護體系中社區照顧關懷據點實施效益評估經營管理、自評成效與評鑑結果之相關性研究

The Performance of Community Care Units in the Community of Taiwan- Examining the Relationship between Management, Health Outcomes and Accreditation Performance

Overview	
Identification	E10310
Version	Production Date: 2016-01-27
<p>Abstract</p> <p>因應台灣社會人口老化，政府多年來關注老人生活狀況與福利需求並積極在老人健康與福利課題上多所努力。為了達成在地老化和維持健康及預防疾病的目標，政府 2005 年在社區的初級非正式照護體制中推動實施「社區照顧關懷據點計畫」，並在 2006 年設計了一套評鑑的指標，來評估各據點的執行成效。社區照顧關懷據點的存在，希望能普遍被民眾所接受並如其名發揮社區照顧與關懷的功能，達成初級照護的目標。然而，過去相關研究較少注意到據點的實施效益，以及與現行評鑑制度與指標的相關性。包括較少針對其服務項目的主客觀成效加以評估也缺乏根據利害關係人理論，就微觀的角度加入民眾福利服務使用與經營管理者的觀點並進一步了解福利服務利用成效及其影響因素。本研究著眼於此，主要目的是藉由了解據點運作狀況、使用情形與成效，包括經營者和服務使用者的特質和自評成效，分析其與評鑑結果之相關性及影響因素，並進一步從經營管理與服務整合角度探討現行服務模式與評鑑制度的有效性與功能。本研究為橫斷性研究，研究設計擬依據評鑑等第分層抽樣。考量五都之一之原台南縣/市評鑑時點，擬按照評鑑等第、經營者屬性、成立時間和地理區域分層抽樣分別收集約 25% 的據點以及每個據點收集 10 位老年人使用者資料，為本研究對象及樣本，共計 48 個據點之 48 位據點經營者和 480 位服務使用者。另本研究針對健康促進活動效益評估部分，擬收集三個據點使用者共 90 人，分析其在定期健康促進活動參與三個月後之主客觀健康狀況變化及與生活品質之相關性，以探討健康促進活動的有效性。資料收集分量化及質化研究兩部分，分別進行社區照顧關懷據點的服務使用者和據點經營者的問卷訪談與資料收集和分 析，以檢視使用自評成效和服務品質進一步再與評鑑結果作比較，探討三者之間的相關性與可能造成落差的因素同時就整合性服務模式與評鑑指標加以檢視並提出建議。值此政府組織再造之際，本研究希望於福利服務中深化服務整合與管理的觀點並進行實施效益評估，期待透過本研究結果，提供政府在發展輔導社區照顧關懷據點實務和評鑑制度之參考，提升我國社區照顧關懷的功能、服務品質與資源有效利用。</p> <p>The population is aging in Taiwan as in western countries. Accompany with the changing pattern of family structure and labour force in society, families can no longer easily uphold the responsibility of taking care of their elderly relatives by themselves. In the past decade, the government has attempted to launch social welfare policy to face challenges of the aging society. To achieve the goals of ageing in place and maintaining health and preventing disabilities of elderly people, the "Community Care Center Plan" has been in operation since 2005 and from 2006, the government set up a standardized accreditation system to evaluate the performance of community care centers. However, the performance should be not only evaluated by the government but also by the proprietors and service users according to the stakeholder theory. The purpose of this study is to explore the relationship of accreditation outcome and the performance of community care centers (CCC) in Tainan from the perspective of proprietors and elderly users and examine the possible influencing factors. It is a cross-sectional research design. The stratified random sampling method would be used to identify 48 proprietors and 480 elderly users in the study. They will be interviewed both by structured questionnaires and the qualitative interviews to collect their perspectives toward the performance and service quality of the community care centers they experienced. For the effectiveness of health promotion implemented by CCC, another 90 elderly participants would be follow-up for three months. Moreover, the relationship and possible influencing factors of different views towards performance, from the proprietors, elderly users and the accreditation outcome, would be compared and generate suggestions to current accreditation system. It is hoped that more service integration and managerial perspectives should be input in social welfare and the study can add knowledge and provide information on the performance of community care centers from the proprietor and client-centered approach. The results would be helpful for the government's policy in supervising and evaluating the performance of community care centers as well as creating its' best effectiveness.</p>	
Kind of Data	抽樣調查資料 (Sample survey data)
Unit of Analysis	個人

Scope & Coverage	
Time Period(s)	2014-2015
Countries	台灣 (Taiwan, ROC)
Geographic Coverage 原台南市	
Universe 原台南市社區照護關懷據點	

Producers & Sponsors	
Primary Investigator(s)	劉立凡, 國立成功大學老年學研究所
Other Producer(s)	國立成功大學老年學研究所
Funding Agency/ies	科技部

Sampling	
Sampling Procedure 分層抽樣	

Data Collection	
Data Collection Dates	start 2014-08-01 end 2015-07-31
Time Period(s)	start 2014-08-01 end 2015-07-31
Data Collection Mode	面對面訪問 (Face-to-face)

Data Processing & Appraisal	
Data Editing 中央研究院人文社會科學研究中心調查研究專題中心所進行的資料整理方式，為不合理值檢核。	

Accessibility	
Contact(s)	學術調查研究資料庫(Survey Research Data Archive) (中央研究院人社中心調查研究專題中心), https://srda.sinica.edu.tw , srda@gate.sinica.edu.tw
Distributor(s)	學術調查研究資料庫(Survey Research Data Archive)
Depositor(s)	國立成功大學老年學研究所
Access Conditions 會員版(一般會員、院內會員)--直接下載	

Files Description

Dataset contains 2 file(s)

data1	
# Cases	329
# Variable(s)	171

data2	
# Cases	36
# Variable(s)	186

Variables Group(s)

Dataset contains 14 group(s)

Group 使用者問卷

Subgroup(s)	一、服務使用者基本資料，二、社區照顧關懷據點服務使用情形，三、使用據點服務後的改變，四、社區照顧關懷據點服務品質與未來性評估，五、日常生活活動功能，六、工具性日常生活活動功能，七、整體自評健康
--------------------	--

Group 經營者問卷

Subgroup(s)	一、據點基本資料，二、目標評估，三、資源評估，四、服務品質與據點經營管理評估，五、填答者基本資料
--------------------	--

Group 一、服務使用者基本資料

#	Name	Label	Type	Format	Valid	Invalid	Question
1	id	樣本編號	discrete	character-6	329	0	-
2	a1	性別	discrete	numeric-8.0	322	7	-
3	a2_1	年齡_出生年	continuous	numeric-8.0	328	1	-
4	a2_2	年齡_出生月	discrete	numeric-8.0	328	1	-
5	a2_3	年齡_歲	discrete	numeric-8.0	328	1	-
6	a3	教育程度	discrete	numeric-8.0	325	4	-
7	a4	婚姻狀況	discrete	numeric-8.0	328	1	-
8	a5	居住情形	discrete	numeric-8.0	327	2	-
9	a6	宗教信仰	discrete	numeric-8.0	321	8	-
10	a6_1	宗教信仰_其他	discrete	character-255	1	0	-
11	a7	醫師診斷的慢性病數量	discrete	numeric-8.0	319	10	-
12	a7_1	慢性病_種類	discrete	numeric-8.0	297	32	-
13	a8	就業狀況	discrete	numeric-8.0	313	16	-
14	a8_1	目前或退休前職業	discrete	numeric-8.0	314	15	-
15	a8_2	目前或退休前職業_其他	discrete	character-255	0	0	-
16	a9	主要經濟來源	discrete	numeric-8.0	323	6	-
17	a9_1	主要經濟來源_其他	discrete	character-255	0	0	-
18	a10	您目前有請領哪些政府補助或福利津貼	discrete	numeric-8.0	310	19	-
19	a10_1	您目前有請領哪些政府補助或福利津貼_其他	discrete	character-255	29	0	-
20	a11	您對您目前的經濟狀況滿不滿意	discrete	numeric-8.0	321	8	-
21	a12	您是否使用長期照護服務	discrete	numeric-8.0	299	30	-
22	a12_1	是否使用長期照護服務_服務項目	discrete	character-255	0	0	-

Group 二、社區照顧關懷據點服務使用情形

#	Name	Label	Type	Format	Valid	Invalid	Question
1	b1	如何知道社區照顧關懷據點的資訊	discrete	numeric-8.0	322	7	-
2	b1_1	如何知道社區照顧關懷據點的資訊_其他	discrete	character-255	2	0	-
3	b2	使用社區照顧關懷據點服務的原因	discrete	numeric-8.0	229	100	-
4	b2_1	使用社區照顧關懷據點服務的原因_其他	discrete	character-255	4	0	-
5	b3	接受過社區照顧關懷據點哪些服務_館室服務	continuous	numeric-8.0	329	0	-
6	b3_1	使用館室-開始時間(年)	continuous	numeric-8.0	302	27	-
7	b3_2	使用館室-開始時間(月)	discrete	numeric-8.0	271	58	-
8	b3_3	使用哪些館室服務-量血壓	discrete	numeric-8.0	328	1	-
9	b3_4	使用哪些館室服務-使用運動器材	discrete	numeric-8.0	328	1	-
10	b3_5	使用哪些館室服務-唱歌	discrete	numeric-8.0	328	1	-
11	b3_6	使用哪些館室服務-泡茶	discrete	numeric-8.0	328	1	-
12	b3_7	使用哪些館室服務-看電視	discrete	numeric-8.0	328	1	-
13	b3_8	使用哪些館室服務-看報紙	discrete	numeric-8.0	328	1	-
14	b3_9	使用哪些館室服務-下棋	discrete	numeric-8.0	327	2	-
15	b3_10	使用哪些館室服務-其他	discrete	character-255	43	0	-
16	b3_11	使用館室服務頻率	discrete	numeric-8.0	316	13	-
17	b3_12	使用館室服務滿意度	discrete	numeric-8.0	317	12	-
18	b3_13	使用館室服務不滿意的原因	discrete	character-255	0	0	-
19	b4	接受過社區照顧關懷據點哪些服務_健康促進活動	discrete	numeric-8.0	329	0	-
20	b4_1	健康促進活動-開始時間(年)	continuous	numeric-8.0	312	17	-
21	b4_2	健康促進活動-開始時間(月)	discrete	numeric-8.0	283	46	-
22	b4_3	參加健康促進活動的頻率	discrete	numeric-8.0	316	13	-
23	b4_4	您對健康促進活動的滿意度	continuous	numeric-8.0	307	22	-
24	b4_5	對健康促進活動不滿意的原因	discrete	character-255	0	0	-
25	b5	接受過社區照顧關懷據點哪些服務_關懷訪視	discrete	numeric-8.0	329	0	-
26	b5_1	關懷訪視-開始時間(年)	continuous	numeric-8.0	315	14	-
27	b5_2	關懷訪視-開始時間(月)	discrete	numeric-8.0	295	34	-
28	b5_3	您接受關懷訪視的頻率	continuous	numeric-8.0	319	10	-
29	b5_4	您對關懷訪視的滿意度	discrete	numeric-8.0	308	21	-
30	b5_5	對關懷訪視不滿意的原因	discrete	character-255	0	0	-
31	b6	接受過社區照顧關懷據點哪些服務_電話問安	discrete	numeric-8.0	328	1	-
32	b6_1	電話問安-開始時間(年)	continuous	numeric-8.0	311	18	-

#	Name	Label	Type	Format	Valid	Invalid	Question
33	b6_2	電話問安-開始時間(月)	discrete	numeric-8.0	291	38	-
34	b6_3	您接受電話問安的頻率	discrete	numeric-8.0	326	3	-
35	b6_4	您對電話問安的滿意度	discrete	numeric-8.0	322	7	-
36	b6_5	您對電話問安不滿意的原因	discrete	character-255	0	0	-
37	b7	接受過社區照顧關懷據點 哪些服務_中午共餐	discrete	numeric-8.0	329	0	-
38	b7_1	中午共餐-開始時間(年)	continuous	numeric-8.0	310	19	-
39	b7_2	中午共餐-開始時間(月)	discrete	numeric-8.0	296	33	-
40	b7_3	您參加據點中午共餐的頻率	discrete	numeric-8.0	324	5	-
41	b7_4	您對據點中午共餐的滿意度	discrete	numeric-8.0	318	11	-
42	b7_5	您對據點中午共餐不滿意的原因	discrete	character-255	0	0	-
43	b8	接受過社區照顧關懷據點 哪些服務_送餐服務	discrete	numeric-8.0	329	0	-
44	b8_1	送餐服務-開始時間(年)	continuous	numeric-8.0	319	10	-
45	b8_2	送餐服務-開始時間(月)	discrete	numeric-8.0	316	13	-
46	b8_3	您接受送餐服務的頻率	discrete	numeric-8.0	327	2	-
47	b8_4	您對送餐服務的滿意度	discrete	numeric-8.0	327	2	-
48	b8_5	您對送餐服務不滿意的原因	discrete	character-255	0	0	-
49	b9	接受過社區照顧關懷據點 哪些服務_社區服務資源諮詢	discrete	numeric-8.0	329	0	-
50	b9_1	使用社會福利資源諮詢次數	discrete	numeric-8.1	317	12	-
51	b9_2	使用社會福利資源諮詢的單位	discrete	character-255	328	0	-
52	b9_3	您對社會福利資源諮詢的滿意度	discrete	numeric-8.0	318	11	-
53	b9_4	您對社會福利資源諮詢不滿意的原因	discrete	character-255	0	0	-
54	b10	接受過社區照顧關懷據點 哪些服務_社區福利資源轉介	discrete	numeric-8.0	329	0	-
55	b10_1	您使用社會福利資源轉介次數	discrete	numeric-8.1	319	10	-
56	b10_2	您使用社會福利資源轉介的單位	discrete	character-255	325	0	-
57	b10_3	您對社會福利資源諮詢的滿意度	discrete	numeric-8.0	324	5	-
58	b10_4	您對社會福利資源諮詢的滿意度不滿意的原因	discrete	character-255	1	0	-
59	b11	接受過社區照顧關懷據點 哪些服務_其他服務	discrete	numeric-8.0	329	0	-
60	b11_1	接受過社區照顧關懷據點 哪些服務_其他服務之項目	discrete	character-255	15	0	-

#	Name	Label	Type	Format	Valid	Invalid	Question
61	b11_2	其他社區關懷據點服務的使用次數	discrete	character-255	328	0	-
62	b11_3	其他社區關懷據點服務的提供單位	discrete	character-255	16	0	-
63	b11_4	您對這項社區關懷據點服務的滿意度	discrete	numeric-8.0	325	4	-
64	b11_5	您對這項社區關懷據點服務不滿意的原因	discrete	character-255	0	0	-
65	b12	您對社區照顧關懷據點志工的滿意度	discrete	numeric-8.0	307	22	-
66	b12_1	您對社區照顧關懷據點志工不滿意的原因	discrete	character-255	0	0	-
67	b13	您是否加入社區照顧關懷據點的志工隊	continuous	numeric-8.0	329	0	-
68	b13_1	加入據點志工隊的最主要原因_做善事	discrete	numeric-8.0	326	3	-
69	b13_2	加入據點志工隊的最主要原因_宗教信仰	discrete	numeric-8.0	326	3	-
70	b13_3	加入據點志工隊的最主要原因_自我成長	discrete	numeric-8.0	326	3	-
71	b13_4	加入據點志工隊的最主要原因_貢獻專長	discrete	numeric-8.0	326	3	-
72	b13_5	加入據點志工隊的最主要原因_維持健康	discrete	numeric-8.0	326	3	-
73	b13_6	加入據點志工隊的最主要原因_福利好	discrete	numeric-8.0	326	3	-
74	b13_7	加入據點志工隊的最主要原因_提升人際互動	discrete	numeric-8.0	326	3	-
75	b13_8	加入據點志工隊的最主要原因_打發時間	discrete	numeric-8.0	326	3	-
76	b13_9	加入據點志工隊的最主要原因_朋友邀約	discrete	numeric-8.0	326	3	-
77	b13_10	加入據點志工隊的最主要原因_其他	discrete	character-255	3	0	-
78	b13_11	您自何時開始加入據點的志工隊(年)	continuous	numeric-8.0	311	18	-
79	b13_12	您自何時開始加入據點的志工隊(月)	discrete	numeric-8.0	288	41	-
80	b13_13	您每週在志工隊平均服務的時數	continuous	numeric-8.1	313	16	-
81	b13_14	在志工隊的服務內容_健康促進活動	discrete	numeric-8.0	320	9	-
82	b13_15	在志工隊的服務內容_關懷訪視	discrete	numeric-8.0	320	9	-
83	b13_16	在志工隊的服務內容_電話問安	discrete	numeric-8.0	320	9	-
84	b13_17	在志工隊的服務內容_準備餐食	discrete	numeric-8.0	320	9	-
85	b13_18	在志工隊的服務內容_送餐服務	discrete	numeric-8.0	320	9	-

#	Name	Label	Type	Format	Valid	Invalid	Question
86	b13_19	在志工隊的服務內容_社會福利資源諮詢	discrete	numeric-8.0	320	9	-
87	b13_20	在志工隊的服務內容_社會福利資源轉介	discrete	numeric-8.0	320	9	-
88	b13_21	在志工隊的服務內容_館室清潔	discrete	numeric-8.0	320	9	-
89	b13_22	在志工隊的服務內容_其他服務	discrete	character-255	26	0	-
90	b13_23	您對您在志工隊所提供服務之滿意度	discrete	numeric-8.0	320	9	-
91	b13_24	您對您在志工隊所提供服務不滿意的原因	discrete	character-255	0	0	-

Group 三、使用據點服務後的改變

#	Name	Label	Type	Format	Valid	Invalid	Question
1	c1_1	身心健康-使用據點服務後,我覺得自己的健康狀況較好	discrete	numeric-8.0	316	13	-
2	c1_2	身心健康-使用據點服務後,與同年齡層的人相比,我覺得自己的健康狀況較好	discrete	numeric-8.0	314	15	-
3	c1_3	身心健康-使用據點服務後,我看病的次數減少了	discrete	numeric-8.0	317	12	-
4	c1_4	身心健康-使用據點服務後,我感覺精神較好	discrete	numeric-8.0	321	8	-
5	c1_5	身心健康-使用據點服務後,我感覺心情較好	discrete	numeric-8.0	319	10	-
6	c1_6	身心健康-使用據點服務後,我覺得生活很空虛	discrete	numeric-8.0	318	11	-
7	c1_7	身心健康-使用據點服務後,我覺得我比大部分的人幸福	discrete	numeric-8.0	319	10	-
8	c2_8	社會功能-使用據點服務後,當我遇到困難,有人會幫忙我	discrete	numeric-8.0	316	13	-
9	c2_9	社會功能-使用據點服務後,有人會關心我的健康	discrete	numeric-8.0	318	11	-
10	c2_10	社會功能-使用據點服務後,我與家人的關係較好	discrete	numeric-8.0	318	11	-
11	c2_11	社會功能-使用據點服務後,我在社區內的人際互動較好	discrete	numeric-8.0	319	10	-
12	c2_12	社會功能-使用據點服務後,我能接納別人的建議	discrete	numeric-8.0	320	9	-
13	c2_13	社會功能-使用據點服務後,當身邊的人需要幫忙時,我會幫助他	discrete	numeric-8.0	316	13	-
14	c2_14	社會功能-使用據點服務後,我較主動關心社區的事情	discrete	numeric-8.0	318	11	-

#	Name	Label	Type	Format	Valid	Invalid	Question
15	c3	使用據點的服務後，對您生活最大的影響是什麼	discrete	character-255	108	-	-

Group 四、社區照顧關懷據點服務品質與未來性評估

#	Name	Label	Type	Format	Valid	Invalid	Question
1	d1_1	據點服務品質-我覺得據點的相關設施，設備與器材是夠完善的	discrete	numeric-8.0	320	9	-
2	d1_2	據點服務品質-我覺得據點的環境是安全的	discrete	numeric-8.0	319	10	-
3	d1_3	據點服務品質-我覺得據點設置在交通方便到達的地方	discrete	numeric-8.0	321	8	-
4	d1_4	據點服務品質-我覺得據點的服務資訊對於服務使用者是公開的	discrete	numeric-8.0	324	5	-
5	d1_5	據點服務品質-我覺得據點的服務人員對我的服務態度是尊重的	discrete	numeric-8.0	323	6	-
6	d1_6	據點服務品質-我覺得據點的服務人員具備服務所需的必要知識與技能	discrete	numeric-8.0	323	6	-
7	d1_7	據點服務品質-我覺得據點的服務人員可以掌握我的需求，並提供個別化的服務	discrete	numeric-8.0	323	6	-
8	d1_8	據點服務品質-我覺得據點的服務人員可以用簡單易懂的語言與我溝通	discrete	numeric-8.0	324	5	-
9	d1_9	據點服務品質-我覺得據點的服務可以讓我有適當的管道表達意見	discrete	numeric-8.0	324	5	-
10	d1_10	據點服務品質-我覺得據點的服務可以讓我想選擇我所需的服務	discrete	numeric-8.0	322	7	-
11	d1_11	據點服務品質-我覺得據點的服務是以穩定的方式提供服務	discrete	numeric-8.0	322	7	-
12	d1_12	據點服務品質-我覺得據點提供不同背景的人公平的使用服務	discrete	numeric-8.0	323	6	-
13	d1_13	據點服務品質-我覺得據點的服務是具有持續性的	discrete	numeric-8.0	323	6	-
14	d1_14	據點服務品質-我覺得據點的服務符合成本效益	discrete	numeric-8.0	322	7	-
15	d1_15	據點服務品質-我覺得據點的服務能達到據點設置的目標	discrete	numeric-8.0	323	6	-
16	d2_16	據點未來性-我願意繼續使用據點的服務	discrete	numeric-8.0	321	8	-
17	d2_17	據點未來性-我認為據點的服務應該繼續推動	discrete	numeric-8.0	323	6	-
18	d2_18	據點未來性-我認為據點的服務應該於全國各地推廣	discrete	numeric-8.0	323	6	-

#	Name	Label	Type	Format	Valid	Invalid	Question
19	d2_19	據點未來性-我樂於推薦朋友來使用據點的服務	discrete	numeric-8.0	322	7	-
20	d2_20	據點未來性-若未來服務費用需要部分自行負擔, 我仍願意繼續使用據點的服務	discrete	numeric-8.0	318	11	-
21	d2_21	據點未來性-若據點的服務需要持續性付費, 我每月願意負擔(元)	discrete	numeric-8.0	260	69	-
22	d2_22	據點未來性-除了目前的服務項目, 您認為據點需要發展何種類型的服務	discrete	character-255	34	0	-
23	d2_23	據點未來性-您對據點的服務有什麼其他的建議	discrete	character-255	21	0	-

Group 五、日常生活活動功能

#	Name	Label	Type	Format	Valid	Invalid	Question
1	e1	日常生活活動功能_進食	discrete	numeric-8.0	323	6	-
2	e2	日常生活活動功能_洗澡	discrete	numeric-8.0	323	6	-
3	e3	日常生活活動功能_穿脫衣服	discrete	numeric-8.0	323	6	-
4	e4	日常生活活動功能_上廁所	discrete	numeric-8.0	323	6	-
5	e5	日常生活活動功能_上下床	discrete	numeric-8.0	323	6	-
6	e6	日常生活活動功能_室內走動	discrete	numeric-8.0	323	6	-

Group 六、工具性日常生活活動功能

#	Name	Label	Type	Format	Valid	Invalid	Question
1	f1	工具性日常生活活動功能_烹飪煮食	discrete	numeric-8.0	322	7	-
2	f2	工具性日常生活活動功能_外出買菜	discrete	numeric-8.0	321	8	-
3	f3	工具性日常生活活動功能_使用電話	discrete	numeric-8.0	322	7	-
4	f4	工具性日常生活活動功能_服用藥物	discrete	numeric-8.0	322	7	-
5	f5	工具性日常生活活動功能_做輕鬆家務	discrete	numeric-8.0	322	7	-
6	f6	工具性日常生活活動功能_洗衣服	discrete	numeric-8.0	322	7	-
7	f7	工具性日常生活活動功能_打掃家裡	discrete	numeric-8.0	321	8	-
8	f8	工具性日常生活活動功能_理財	discrete	numeric-8.0	322	7	-

Group 七、整體自評健康

#	Name	Label	Type	Format	Valid	Invalid	Question
1	g1	整體自評健康_行動	discrete	numeric-8.0	323	6	-

#	Name	Label	Type	Format	Valid	Invalid	Question
2	g2	整體自評健康_自我照顧	discrete	numeric-8.0	323	6	-
3	g3	整體自評健康_平常活動	discrete	numeric-8.0	322	7	-
4	g4	整體自評健康_疼痛/不舒服	discrete	numeric-8.0	322	7	-
5	g5	整體自評健康_焦慮/沮喪	discrete	numeric-8.0	320	9	-
6	g6	整體自評健康_健康狀態	discrete	numeric-8.0	313	16	-

Group 一、據點基本資料

#	Name	Label	Type	Format	Valid	Invalid	Question
1	id	樣本編號	continuous	numeric-8.0	36	0	-
2	a1	承辦單位類型	discrete	numeric-4.0	35	1	-
3	a2	承辦單位成立時間(民國)_年	continuous	numeric-4.0	33	3	-
4	a3	除了社區照顧關懷據點外, 是否還有承接其他政府方案	discrete	numeric-4.0	35	1	-
5	a3_1	承接其他政府方案? 社政單位	continuous	numeric-4.0	32	4	-
6	a3_2	承接其他政府方案? 衛政單位	continuous	numeric-4.0	33	3	-
7	a3_3	承接其他政府方案? 勞政單位	continuous	numeric-4.0	34	2	-
8	a3_4	承接其他政府方案? 教育單位	continuous	numeric-4.0	34	2	-
9	a3_5	承接其他政府方案? 文化單位	continuous	numeric-4.0	33	3	-
10	a3_6	承接其他政府方案? 農委會	continuous	numeric-4.0	34	2	-
11	a3_7	承接其他政府方案? 其他	discrete	character-72	1	0	-
12	a3_8	承接其他政府方案? 其他單位補助案數	discrete	numeric-4.0	1	35	-
13	b1_1	據點開辦時間_年	continuous	numeric-4.0	36	0	-
14	b1_2	據點開辦時間_月	continuous	numeric-4.0	28	8	-
15	b1_3	據點現在服務的里數	continuous	numeric-4.0	33	3	-
16	b2	開辦據點之原始動機	discrete	numeric-4.0	35	1	-
17	b3_1	據點每週開放天數_天	continuous	numeric-4.1	35	1	-
18	b3_2	據點每天開放_小時	discrete	numeric-4.2	34	2	-
19	b4_1	據點設置地點建物所有權	discrete	numeric-4.0	32	4	-
20	b4_2	據點設置場所	discrete	numeric-4.0	36	0	-
21	b5_1	今年度申請經費補助的金額_萬元	continuous	numeric-7.3	36	0	-
22	b5_2	今年度通過補助的金額_萬元	continuous	numeric-7.3	30	6	-
23	b5_3	今年度實際支出_萬元	continuous	numeric-7.3	30	6	-
24	b6	「自籌經費」佔總經費之比例	continuous	numeric-4.2	30	6	-

#	Name	Label	Type	Format	Valid	Invalid	Question
25	b7_1	向政府申請之補助項目為? 開辦設施設備費	discrete	numeric-4.0	36	0	-
26	b7_2	向政府申請之補助項目為? 充實設施設備費	discrete	numeric-4.0	36	0	-
27	b7_3	向政府申請之補助項目為? 業務費	discrete	numeric-4.0	36	0	-
28	b7_4	向政府申請之補助項目為? 志工相關費用	discrete	numeric-4.0	36	0	-
29	b7_5	向政府申請之補助項目為? 人事費	discrete	numeric-4.0	36	0	-
30	b7_6	向政府申請之補助項目為? 其他	discrete	character-180	1	0	-
31	b8	是否為使用者付費?	discrete	numeric-4.0	36	0	-
32	b8_1	使用者付費原則_單次活動 付費	discrete	numeric-4.0	35	1	-
33	b8_2	使用者付費原則_持續性服 務付費	discrete	numeric-4.0	35	1	-
34	b8_3	持續性服務付費項目	discrete	character-225	6	0	-
35	b9	據點服務轄區內65 歲以上 老人_人	continuous	numeric-4.1	36	0	-
36	b10	據點服務轄區內獨居老人_ 人	continuous	numeric-4.1	36	0	-
37	b11	據點服務轄區內身心障礙 老人_人	continuous	numeric-4.1	35	1	-
38	b12_1	據點服務之其他對象(1)	discrete	character-180	10	0	-
39	b12_2	據點服務之其他對象(1)_人	continuous	numeric-4.1	8	28	-
40	b12_3	據點服務之其他對象(2)	discrete	character-180	4	0	-
41	b12_4	據點服務之其他對象(2)_人	continuous	numeric-4.1	4	32	-
42	b13	據點服務項目_館室服務	discrete	numeric-4.0	36	0	-
43	b13_1	據點服務項目_館室服務_ 量血壓	discrete	numeric-4.0	36	0	-
44	b13_2	據點服務項目_館室服務_ 運動器材	discrete	numeric-4.0	36	0	-
45	b13_3	據點服務項目_館室服務_ 唱歌	discrete	numeric-4.0	36	0	-
46	b13_4	據點服務項目_館室服務_ 泡茶	discrete	numeric-4.0	36	0	-
47	b13_5	據點服務項目_館室服務_ 看電視	discrete	numeric-4.0	36	0	-
48	b13_6	據點服務項目_館室服務_ 看報紙	discrete	numeric-4.0	36	0	-
49	b13_7	據點服務項目_館室服務_ 下棋	discrete	numeric-4.0	36	0	-
50	b13_8	據點服務項目_館室服務_ 其他	discrete	character-72	3	0	-
51	b14	據點服務項目_健康促進活 動	discrete	numeric-4.0	36	0	-
52	b14_1	健康促進活動辦理頻率	discrete	numeric-4.0	34	2	-

#	Name	Label	Type	Format	Valid	Invalid	Question
53	b14_2	健康促進活動平均每月約服務_人	continuous	numeric-4.1	30	6	-
54	b14_3	健康促進活動平均每月約服務_人次	continuous	numeric-4.1	28	8	-
55	b15	據點服務_關懷訪視	discrete	numeric-4.0	36	0	-
56	b15_1	關懷訪視平均每月約服務_人	continuous	numeric-4.1	34	2	-
57	b15_2	關懷訪視平均每月約服務_人次	continuous	numeric-4.1	32	4	-
58	b16	據點服務_電話問安	discrete	numeric-4.0	36	0	-
59	b16_1	電話問安平均每月約服務_人	continuous	numeric-4.1	34	2	-
60	b16_2	電話問安均每月約服務_人次	continuous	numeric-4.1	32	4	-
61	b17	據點服務_高關懷個案轉介	discrete	numeric-4.0	36	0	-
62	b17_1	高關懷個案轉介平均每月約服務_人	continuous	numeric-4.1	36	0	-
63	b17_2	高關懷個案轉介平均每月約服務_人次	continuous	numeric-4.1	29	7	-
64	b18	據點服務_餐飲服務	discrete	numeric-40.0	36	0	-
65	b18_1	餐飲服務_送餐服務	discrete	numeric-24.0	36	0	-
66	b18_2	餐飲服務_送餐服務辦理頻率	discrete	numeric-4.0	12	24	-
67	b18_3	餐飲服務_送餐服務平均每月約服務_人	continuous	numeric-4.1	35	1	-
68	b18_4	餐飲服務_送餐服務平均每月約服務_人次	continuous	numeric-4.1	34	2	-
69	b18_5	餐飲服務_集中用餐	discrete	numeric-40.0	36	0	-
70	b18_6	餐飲服務_集中用餐辦理頻率	discrete	numeric-4.0	14	22	-
71	b18_7	餐飲服務_集中用餐平均每月約服務_人	continuous	numeric-4.1	31	5	-
72	b18_8	餐飲服務_集中用餐平均每月約服務_人次	continuous	numeric-4.1	31	5	-
73	b19	據點服務項目_其他	discrete	character-255	18	0	-
74	b21_1	據點服務人力_專職人數	continuous	numeric-4.0	36	0	-
75	b21_2	據點服務人力_兼任人數	continuous	numeric-4.0	36	0	-
76	b21_3	據點服務人力_合計人數	continuous	numeric-4.0	36	0	-
77	b21_4	據點志工人力_志工人數	continuous	numeric-4.0	36	0	-
78	b21_5	據點志工人力-每週平均服務時數_小時	continuous	numeric-5.1	34	2	-
79	b21_6	據點志工人力-是否經過志願服務訓練	discrete	numeric-4.0	36	0	-
80	b21_7	據點志工人力-是否參與內政部祥和計畫	discrete	numeric-4.0	36	0	-
81	b21_8	據點志工人力-男性志工人數	continuous	numeric-4.0	35	1	-

#	Name	Label	Type	Format	Valid	Invalid	Question
82	b21_9	據點志工人力-女性志工人數	continuous	numeric-4.0	35	1	-
83	b21_10	據點志工人力-志工主要年齡族群	discrete	numeric-4.0	30	6	-
84	b21_11	據點志工人力-志工背景_最多	discrete	numeric-4.0	36	0	-
85	b21_12	據點志工人力-志工背景_次之	discrete	numeric-4.0	31	5	-
86	b21_13	據點志工人力-志工人力是否充足	discrete	numeric-4.0	35	1	-
87	b21_14	據點志工人力志工人力是否充足的原因	discrete	character-180	6	0	-
88	b22_1	期待開辦之服務項目-集中式用餐服務	discrete	numeric-4.0	33	3	-
89	b22_2	期待開辦之服務項目-送餐服務	discrete	numeric-4.0	33	3	-
90	b22_3	期待開辦之服務項目-居家服務	discrete	numeric-4.0	33	3	-
91	b22_4	期待開辦之服務項目-日間照顧中心	discrete	numeric-4.0	33	3	-
92	b22_5	期待開辦之服務項目-其他	discrete	character-72	4	0	-
93	b23_1	未來主要經費規劃來源-承辦單位編列預算	discrete	numeric-4.0	36	0	-
94	b23_2	未來主要經費規劃來源-向政府申請補助	discrete	numeric-4.0	36	0	-
95	b23_3	未來主要經費規劃來源-募款	discrete	numeric-4.0	36	0	-
96	b23_4	未來主要經費規劃來源-社區產業營收	discrete	numeric-4.0	36	0	-
97	b23_5	未來主要經費規劃來源-使用者付費	discrete	numeric-4.0	36	0	-
98	b23_6	未來主要經費規劃來源-異業結盟/跨組織合作	discrete	numeric-4.0	36	0	-
99	b23_7	未來主要經費規劃來源-其他	discrete	character-180	1	0	-
100	b24_1	目前業已規劃有助據點永續經營之工作項目-開拓更多服務項目	discrete	numeric-4.0	36	0	-
101	b24_2	目前業已規劃有助據點永續經營之工作項目-開發合作單位	discrete	numeric-4.0	36	0	-
102	b24_3	目前業已規劃有助據點永續經營之工作項目-聘任專職人員	discrete	numeric-4.0	36	0	-
103	b24_4	目前業已規劃有助據點永續經營之工作項目-籌組志工隊	discrete	numeric-4.0	36	0	-
104	b24_5	目前業已規劃有助據點永續經營之工作項目-使用者付費	discrete	numeric-4.0	36	0	-

#	Name	Label	Type	Format	Valid	Invalid	Question
105	b24_6	目前業已規劃有助據點永續經營之工作項目-創造社區產業營收	discrete	numeric-4.0	36	0	-
106	b24_7	目前業已規劃有助據點永續經營之工作項目-發展並結合其他社區營造方案	discrete	numeric-4.0	36	0	-
107	b24_8	目前業已規劃有助據點永續經營之工作項目-其他	discrete	character-72	0	0	-
108	b25_1	期待政府協助項目-跨部會的整合	discrete	numeric-4.0	36	0	-
109	b25_2	期待政府協助項目-經費補助	discrete	numeric-4.0	36	0	-
110	b25_3	期待政府協助項目-場地協助	discrete	numeric-4.0	36	0	-
111	b25_4	期待政府協助項目-專業輔導	discrete	numeric-4.0	36	0	-
112	b25_5	期待政府協助項目-專業培力計畫	discrete	numeric-4.0	36	0	-
113	b25_6	期待政府協助項目-簡化行政流程	discrete	numeric-4.0	36	0	-
114	b25_7	期待政府協助項目-給予志工獎勵	discrete	numeric-4.0	36	0	-
115	b25_8	期待政府協助項目-其他	discrete	character-180	0	0	-
116	b26	本據點社區理事長與里長是否為同一人?	discrete	numeric-4.0	35	1	-

Group 二、目標評估

#	Name	Label	Type	Format	Valid	Invalid	Question
1	c27_1	目標適切性-開發非正式的社會資源, 如鄰里連結, 開發志工人力等	discrete	numeric-4.0	35	1	-
2	c27_2	目標適切性-強化社區照顧的能力, 如關懷訪視, 電話問安等	discrete	numeric-4.0	34	2	-
3	c27_3	目標適切性-提供在地的預防照顧服務, 如疾病預防, 健康教育等	discrete	numeric-4.0	35	1	-
4	c28_1	目標達成度-開發非正式的社會資源, 如鄰里連結, 開發志工人力等	discrete	numeric-4.0	33	3	-
5	c28_2	目標達成度-強化社區照顧的能力, 如關懷訪視, 電話問安等	discrete	numeric-4.0	32	4	-
6	c28_3	目標達成度-提供在地的預防照顧服務, 如疾病預防, 健康教育等	discrete	numeric-4.0	33	3	-
7	d1	執行狀況與困境-目標設定過於理想化, 與實際執行狀況有落差	discrete	numeric-4.0	35	1	-
8	d2	執行狀況與困境-目標設定不夠具體明確, 難以評估成效	discrete	numeric-4.0	35	1	-

#	Name	Label	Type	Format	Valid	Invalid	Question
9	d3	執行狀況與困境-政府部門缺乏政策整合度	discrete	numeric-4.0	35	1	-
10	d4	執行狀況與困境-現行相關行政體系分歧	discrete	numeric-4.0	35	1	-
11	d5	執行狀況與困境-政府相關補助不足	discrete	numeric-4.0	35	1	-
12	d6	執行狀況與困境-經費撥付時間延遲	discrete	numeric-4.0	35	1	-
13	d7	執行狀況與困境-經費核銷程序繁瑣	discrete	numeric-4.0	35	1	-
14	d8	執行狀況與困境-與照管中心溝通有障礙	discrete	numeric-4.0	35	1	-
15	d9	執行狀況與困境-照管中心未善盡輔導之責	discrete	numeric-4.0	35	1	-
16	d10	執行狀況與困境-與其他社區組織或地方派系合作困難	discrete	numeric-4.0	34	2	-
17	d11	執行狀況與困境-無法獲得地方資源支持	discrete	numeric-4.0	35	1	-
18	d12	執行狀況與困境-據點地點和空間條件不佳	discrete	numeric-4.0	35	1	-
19	d13	執行狀況與困境-缺乏專職人力	discrete	numeric-4.0	36	0	-
20	d14	執行狀況與困境-志工管理不易	discrete	numeric-4.0	36	0	-
21	d15	執行狀況與困境-服務和活動宣傳不夠	discrete	numeric-4.0	35	1	-
22	d16	執行狀況與困境-服務對象缺乏使用意願	discrete	numeric-4.0	36	0	-
23	d17	執行狀況與困境-社區居民不認同	discrete	numeric-4.0	36	0	-
24	d18	執行狀況與困境-服務缺乏創新與特色	discrete	numeric-4.0	36	0	-
25	d19	執行狀況與困境-缺乏永續經營的策略	discrete	numeric-4.0	36	0	-

Group 三、資源評估

#	Name	Label	Type	Format	Valid	Invalid	Question
1	e1	據點與公部門資源(如政府單位, 衛生所, 學校, 村里長辦公處等)的互動頻繁	discrete	numeric-4.0	36	0	-
2	e2	據點與公部門資源(如政府單位, 衛生所, 學校, 村里長辦公處等)的合作良好	discrete	numeric-4.0	36	0	-
3	e3	據點與市場資源(如社區商家, 工廠, 社區產業等)的互動頻繁	discrete	numeric-4.0	36	0	-
4	e4	據點與市場資源(如社區商家, 工廠, 社區產業等)的互合作良好	discrete	numeric-4.0	36	0	-

#	Name	Label	Type	Format	Valid	Invalid	Question
5	e5	據點與非營利組織資源(如私人基金會, 教會廟宇, 其他社區等)的互動頻繁	discrete	numeric-4.0	36	0	-
6	e6	據點與非營利組織資源(如私人基金會, 教會廟宇, 其他社區等)的合作良好	discrete	numeric-4.0	36	0	-
7	e7	據點與非正式資源(如社區居民, 鄰里之間等)的互動頻繁	discrete	numeric-4.0	36	0	-
8	e8	據點與非正式資源(如社區居民, 鄰里之間等)的合作良好	discrete	numeric-4.0	36	0	-
9	e9	整體而言, 本據點與相關資源的連結良好	discrete	numeric-4.0	36	0	-

Group 四、服務品質與據點經營管理評估

#	Name	Label	Type	Format	Valid	Invalid	Question
1	f1_1	本據點的相關設施,, 設備與器材是夠完善的	discrete	numeric-4.0	34	2	-
2	f1_2	本據點的環境是安全的	discrete	numeric-4.0	36	0	-
3	f1_3	本據點設置在交通方便到達的地方	discrete	numeric-4.0	36	0	-
4	F1_4	本據點的服務資訊對於服務使用者是公開的	discrete	numeric-4.0	36	0	-
5	f1_5	本據點的服務人員對長者的態度是尊重的	discrete	numeric-4.0	36	0	-
6	f1_6	本據點的服務人員具備服務所需的必要知識與技能	discrete	numeric-4.0	36	0	-
7	f1_7	本據點的服務人員可以掌握服務對象需求, 並提供個別化的服務	discrete	numeric-4.0	36	0	-
8	f1_8	本據點的服務人員可以簡單易懂的語言與長者溝通	discrete	numeric-4.0	36	0	-
9	f1_9	本據點的服務可以讓長者有適當的管道表達意見	discrete	numeric-4.0	36	0	-
10	f1_10	本據點的服務可以讓長者選擇其所需求的服務	discrete	numeric-4.0	36	0	-
11	f1_11	本據點的服務是以穩定的方式提供服務	discrete	numeric-4.0	36	0	-
12	f1_12	本據點提供不同背景的人公平的使用服務	discrete	numeric-4.0	36	0	-
13	f1_13	本據點的服務是具有持續性的	discrete	numeric-4.0	36	0	-
14	f1_14	本據點的服務符合成本效益	discrete	numeric-4.0	36	0	-
15	f1_15	本據點的服務能達到據點設置的目標	discrete	numeric-4.0	36	0	-
16	f2_16	本據點對目前提供的服務有周延的規劃	discrete	numeric-4.0	36	0	-
17	f2_17	本據點承辦單位對於據點之經營有長遠性的規劃	discrete	numeric-4.0	36	0	-

#	Name	Label	Type	Format	Valid	Invalid	Question
18	f2_18	本據點經常評估服務使用者的需求	discrete	numeric-4.0	36	0	-
19	f2_19	本據點的領導者對據點有高度的承諾	discrete	numeric-4.0	36	0	-
20	f2_20	本據點的領導者對據點經營有豐富的經驗	discrete	numeric-4.0	36	0	-
21	f2_21	本據點有良好的執行團隊	discrete	numeric-4.0	36	0	-
22	f2_22	本據點組織分工責任明確	discrete	numeric-4.0	36	0	-
23	f2_23	本據點志工人力運用與管理確實	discrete	numeric-4.0	36	0	-
24	f2_24	本據點財產設備管理妥善	discrete	numeric-4.0	36	0	-
25	f2_25	本據點帳務管理清楚公開	discrete	numeric-4.0	36	0	-

Group 五、填答者基本資料

#	Name	Label	Type	Format	Valid	Invalid	Question
1	g1	性別	discrete	numeric-4.0	36	0	-
2	g2_1	出生年	continuous	numeric-4.0	35	1	-
3	g2_2	出生月	discrete	numeric-4.0	35	1	-
4	g2_3	年齡	continuous	numeric-4.0	35	1	-
5	g3	教育程度	discrete	numeric-4.0	35	1	-
6	g4	職業	discrete	numeric-4.0	35	1	-
7	g5	您在社區照顧關懷據點所擔任的職務	discrete	numeric-4.0	36	0	-
8	g5_1	您在社區照顧關懷據點所擔任的職務_其他	discrete	character-180	3	0	-
9	g5_2	您自何時開始擔任此職務的工作-年	continuous	numeric-4.0	32	4	-
10	g5_3	您自何時開始擔任此職務的工作-月	continuous	numeric-4.0	28	8	-
11	g6	是否擔任其他社區幹部	discrete	numeric-4.0	32	4	-

Variables Description

Dataset contains 357 variable(s)

File : data1				
# id: 様本編號				
Information		[Type= discrete] [Format=character] [Missing=*]		
Statistics [NW/ W]		[Valid=329 /-] [Invalid=0 /-]		
Value	Label	Cases	Percentage	
001		1		0.3%
002		1		0.3%
003		1		0.3%
004		1		0.3%
005		1		0.3%
006		1		0.3%
007		1		0.3%
008		1		0.3%
009		1		0.3%
010		1		0.3%
011		1		0.3%
012		1		0.3%
013		1		0.3%
014		1		0.3%
015		1		0.3%
016		1		0.3%
017		1		0.3%
018		1		0.3%
019		1		0.3%
020		1		0.3%
021		1		0.3%
022		1		0.3%
023		1		0.3%
024		1		0.3%
025		1		0.3%
026		1		0.3%
027		1		0.3%
028		1		0.3%
029		1		0.3%
030		1		0.3%
031		1		0.3%
032		1		0.3%
033		1		0.3%
034		1		0.3%
035		1		0.3%
036		1		0.3%
037		1		0.3%
038		1		0.3%
039		1		0.3%
040		1		0.3%
041		1		0.3%

File : data1

id: 樣本編號

Value	Label	Cases	Percentage
042		1	0.3%
043		1	0.3%
044		1	0.3%
045		1	0.3%
046		1	0.3%
047		1	0.3%
048		1	0.3%
049		1	0.3%
050		1	0.3%
051		1	0.3%
052		1	0.3%
053		1	0.3%
054		1	0.3%
055		1	0.3%
056		1	0.3%
057		1	0.3%
058		1	0.3%
059		1	0.3%
060		1	0.3%
061		1	0.3%
062		1	0.3%
063		1	0.3%
064		1	0.3%
065		1	0.3%
066		1	0.3%
067		1	0.3%
068		1	0.3%
069		1	0.3%
070		1	0.3%
071		1	0.3%
072		1	0.3%
073		1	0.3%
074		1	0.3%
075		1	0.3%
076		1	0.3%
077		1	0.3%
078		1	0.3%
079		1	0.3%
080		1	0.3%
081		1	0.3%
082		1	0.3%
083		1	0.3%
084		1	0.3%

File : data1

id: 樣本編號

Value	Label	Cases	Percentage
085		1	0.3%
086		1	0.3%
087		1	0.3%
088		1	0.3%
089		1	0.3%
090		1	0.3%
091		1	0.3%
092		1	0.3%
093		1	0.3%
094		1	0.3%
095		1	0.3%
096		1	0.3%
097		1	0.3%
098		1	0.3%
099		1	0.3%
100		1	0.3%
101		1	0.3%
102		1	0.3%
103		1	0.3%
104		1	0.3%
105		1	0.3%
106		1	0.3%
107		1	0.3%
108		1	0.3%
109		1	0.3%
110		1	0.3%
111		1	0.3%
112		1	0.3%
113		1	0.3%
114		1	0.3%
115		1	0.3%
116		1	0.3%
117		1	0.3%
118		1	0.3%
119		1	0.3%
120		1	0.3%
121		1	0.3%
122		1	0.3%
123		1	0.3%
124		1	0.3%
125		1	0.3%
126		1	0.3%
127		1	0.3%

File : data1

id: 樣本編號

Value	Label	Cases	Percentage
128		1	0.3%
129		1	0.3%
130		1	0.3%
131		1	0.3%
132		1	0.3%
133		1	0.3%
134		1	0.3%
135		1	0.3%
136		1	0.3%
137		1	0.3%
138		1	0.3%
139		1	0.3%
140		1	0.3%
141		1	0.3%
142		1	0.3%
143		1	0.3%
144		1	0.3%
145		1	0.3%
146		1	0.3%
147		1	0.3%
148		1	0.3%
149		1	0.3%
150		1	0.3%
151		1	0.3%
152		1	0.3%
153		1	0.3%
154		1	0.3%
155		1	0.3%
156		1	0.3%
157		1	0.3%
158		1	0.3%
159		1	0.3%
160		1	0.3%
161		1	0.3%
162		1	0.3%
163		1	0.3%
164		1	0.3%
165		1	0.3%
166		1	0.3%
167		1	0.3%
168		1	0.3%
169		1	0.3%
170		1	0.3%

File : data1

id: 樣本編號

Value	Label	Cases	Percentage
171		1	0.3%
172		1	0.3%
173		1	0.3%
174		1	0.3%
175		1	0.3%
176		1	0.3%
177		1	0.3%
178		1	0.3%
179		1	0.3%
180		1	0.3%
181		1	0.3%
182		1	0.3%
183		1	0.3%
184		1	0.3%
185		1	0.3%
186		1	0.3%
187		1	0.3%
188		1	0.3%
189		1	0.3%
190		1	0.3%
191		1	0.3%
192		1	0.3%
193		1	0.3%
194		1	0.3%
195		1	0.3%
196		1	0.3%
197		1	0.3%
198		1	0.3%
199		1	0.3%
200		1	0.3%
201		1	0.3%
202		1	0.3%
203		1	0.3%
204		1	0.3%
205		1	0.3%
206		1	0.3%
207		1	0.3%
208		1	0.3%
209		1	0.3%
210		1	0.3%
211		1	0.3%
212		1	0.3%
213		1	0.3%

File : data1

id: 樣本編號

Value	Label	Cases	Percentage
214		1	0.3%
215		1	0.3%
216		1	0.3%
217		1	0.3%
218		1	0.3%
219		1	0.3%
220		1	0.3%
221		1	0.3%
222		1	0.3%
223		1	0.3%
224		1	0.3%
225		1	0.3%
226		1	0.3%
227		1	0.3%
228		1	0.3%
229		1	0.3%
230		1	0.3%
231		1	0.3%
232		1	0.3%
233		1	0.3%
234		1	0.3%
235		1	0.3%
236		1	0.3%
237		1	0.3%
238		1	0.3%
239		1	0.3%
240		1	0.3%
241		1	0.3%
242		1	0.3%
243		1	0.3%
244		1	0.3%
245		1	0.3%
246		1	0.3%
247		1	0.3%
248		1	0.3%
249		1	0.3%
250		1	0.3%
251		1	0.3%
252		1	0.3%
253		1	0.3%
254		1	0.3%
255		1	0.3%
256		1	0.3%

File : data1

id: 樣本編號

Value	Label	Cases	Percentage
257		1	0.3%
258		1	0.3%
259		1	0.3%
260		1	0.3%
261		1	0.3%
262		1	0.3%
263		1	0.3%
264		1	0.3%
265		1	0.3%
266		1	0.3%
267		1	0.3%
268		1	0.3%
269		1	0.3%
270		1	0.3%
271		1	0.3%
272		1	0.3%
273		1	0.3%
274		1	0.3%
275		1	0.3%
276		1	0.3%
277		1	0.3%
278		1	0.3%
279		1	0.3%
280		1	0.3%
281		1	0.3%
282		1	0.3%
283		1	0.3%
284		1	0.3%
285		1	0.3%
286		1	0.3%
287		1	0.3%
288		1	0.3%
289		1	0.3%
290		1	0.3%
291		1	0.3%
292		1	0.3%
293		1	0.3%
294		1	0.3%
295		1	0.3%
296		1	0.3%
297		1	0.3%
298		1	0.3%
299		1	0.3%

File : data1				
# id: 樣本編號				
Value	Label	Cases	Percentage	
300		1		0.3%
301		1		0.3%
302		1		0.3%
303		1		0.3%
304		1		0.3%
305		1		0.3%
306		1		0.3%
307		1		0.3%
308		1		0.3%
309		1		0.3%
310		1		0.3%
311		1		0.3%
312		1		0.3%
313		1		0.3%
314		1		0.3%
315		1		0.3%
316		1		0.3%
317		1		0.3%
318		1		0.3%
319		1		0.3%
320		1		0.3%
321		1		0.3%
322		1		0.3%
323		1		0.3%
324		1		0.3%
325		1		0.3%
326		1		0.3%
327		1		0.3%
328		1		0.3%
329		1		0.3%
Warning: these figures indicate the number of cases found in the data file. They cannot be interpreted as summary statistics of the population of interest.				
# a1: 性別				
Information	[Type= discrete] [Format=numeric] [Range= 0-1] [Missing=*/999]			
Statistics [NW/ W]	[Valid=322 /-] [Invalid=7 /-]			
Value	Label	Cases	Percentage	
0	男	97		30.1%
1	女	225		69.9%
999		7		
Warning: these figures indicate the number of cases found in the data file. They cannot be interpreted as summary statistics of the population of interest.				
# a2_1: 年齡_出生年				
Information	[Type= continuous] [Format=numeric] [Range= 10-61] [Missing=*/999]			
Statistics [NW/ W]	[Valid=328 /-] [Invalid=1 /-] [Mean=31.936 /-] [StdDev=8.289 /-]			

File : data1

a2_2: 年齡_出生月

Information [Type= discrete] [Format=numeric] [Range= 1-12] [Missing=*/999]

Statistics [NW/ W] [Valid=328 /-] [Invalid=1 /-]

Value	Label	Cases	Percentage
1		30	9.1%
2		21	6.4%
3		33	10.1%
4		25	7.6%
5		18	5.5%
6		28	8.5%
7		22	6.7%
8		34	10.4%
9		32	9.8%
10		34	10.4%
11		28	8.5%
12		23	7.0%
999		1	

Warning: these figures indicate the number of cases found in the data file. They cannot be interpreted as summary statistics of the population of interest.

a2_3: 年齡_歲

Information [Type= discrete] [Format=numeric] [Range= 43-94] [Missing=*/999]

Statistics [NW/ W] [Valid=328 /-] [Invalid=1 /-]

Value	Label	Cases	Percentage
43		1	0.3%
46		1	0.3%
53		3	0.9%
54		1	0.3%
56		3	0.9%
57		2	0.6%
58		7	2.1%
59		7	2.1%
60		4	1.2%
61		5	1.5%
62		6	1.8%
63		3	0.9%
64		7	2.1%
65		15	4.6%
66		9	2.7%
67		15	4.6%
68		11	3.4%
69		19	5.8%
70		15	4.6%
71		24	7.3%
72		22	6.7%
73		11	3.4%

File : data1

a2_3: 年齡_歲

Value	Label	Cases	Percentage
74		19	<div><div></div></div> 5.8%
75		17	<div><div></div></div> 5.2%
76		13	<div><div></div></div> 4.0%
77		10	<div><div></div></div> 3.0%
78		12	<div><div></div></div> 3.7%
79		7	<div><div></div></div> 2.1%
80		11	<div><div></div></div> 3.4%
81		7	<div><div></div></div> 2.1%
82		4	<div><div></div></div> 1.2%
83		10	<div><div></div></div> 3.0%
84		4	<div><div></div></div> 1.2%
85		6	<div><div></div></div> 1.8%
86		1	<div><div></div></div> 0.3%
87		2	<div><div></div></div> 0.6%
88		3	<div><div></div></div> 0.9%
89		2	<div><div></div></div> 0.6%
90		1	<div><div></div></div> 0.3%
91		5	<div><div></div></div> 1.5%
92		1	<div><div></div></div> 0.3%
94		2	<div><div></div></div> 0.6%
999		1	

Warning: these figures indicate the number of cases found in the data file. They cannot be interpreted as summary statistics of the population of interest.

a3: 教育程度

Information	[Type= discrete] [Format=numeric] [Range= 1-7] [Missing=*/999]
Statistics [NW/ W]	[Valid=325 /-] [Invalid=4 /-]

Value	Label	Cases	Percentage
1	不識字	51	<div><div></div></div> 15.7%
2	自修、私塾或小學識字者	112	<div><div></div></div> 34.5%
3	國(初)中	73	<div><div></div></div> 22.5%
4	高中(職)	50	<div><div></div></div> 15.4%
5	五專	16	<div><div></div></div> 4.9%
6	大學以上	21	<div><div></div></div> 6.5%
7	其他	2	<div><div></div></div> 0.6%
999		4	

Warning: these figures indicate the number of cases found in the data file. They cannot be interpreted as summary statistics of the population of interest.

a4: 婚姻狀況

Information	[Type= discrete] [Format=numeric] [Range= 1-7] [Missing=*/999]
Statistics [NW/ W]	[Valid=328 /-] [Invalid=1 /-]

Value	Label	Cases	Percentage
1	已婚	202	<div><div></div></div> 61.6%
2	未婚	10	<div><div></div></div> 3.0%
3	分居	2	<div><div></div></div> 0.6%

File : data1

a4: 婚姻狀況

Value	Label	Cases	Percentage
4	離婚	6	1.8%
5	喪偶	106	32.3%
6	未婚同居	0	
7	其他	2	0.6%
999		1	

Warning: these figures indicate the number of cases found in the data file. They cannot be interpreted as summary statistics of the population of interest.

a5: 居住情形

Information	[Type= discrete] [Format=numeric] [Range= 1-4] [Missing=*/999]
Statistics [NW/ W]	[Valid=327 /-] [Invalid=2 /-]

Value	Label	Cases	Percentage
1	獨居	47	14.4%
2	僅與配偶同住	50	15.3%
3	與家人同住	229	70.0%
4	其他	1	0.3%
999		2	

Warning: these figures indicate the number of cases found in the data file. They cannot be interpreted as summary statistics of the population of interest.

a6: 宗教信仰

Information	[Type= discrete] [Format=numeric] [Range= 1-7] [Missing=*/999]
Statistics [NW/ W]	[Valid=321 /-] [Invalid=8 /-]

Value	Label	Cases	Percentage
1	佛教	145	45.2%
2	道教	122	38.0%
3	基督教	22	6.9%
4	天主教	6	1.9%
5	一貫道	5	1.6%
6	無	17	5.3%
7	其他	4	1.2%
999		8	

Warning: these figures indicate the number of cases found in the data file. They cannot be interpreted as summary statistics of the population of interest.

a6_1: 宗教信仰_其他

Information	[Type= discrete] [Format=character] [Missing=*]
Statistics [NW/ W]	[Valid=1 /-] [Invalid=0 /-]

Value	Label	Cases	Percentage
佛教+道教		1	100.0%

Warning: these figures indicate the number of cases found in the data file. They cannot be interpreted as summary statistics of the population of interest.

a7: 醫師診斷的慢性病數量

Information	[Type= discrete] [Format=numeric] [Range= 0-1] [Missing=*/999]
Statistics [NW/ W]	[Valid=319 /-] [Invalid=10 /-]

Value	Label	Cases	Percentage
0	無	94	29.5%
1	有	225	70.5%

File : data1			
# a7: 醫師診斷的慢性病數量			
Value	Label	Cases	Percentage
999		10	
<i>Warning: these figures indicate the number of cases found in the data file. They cannot be interpreted as summary statistics of the population of interest.</i>			
# a7_1: 慢性病_種類			
Information	[Type= discrete] [Format=numeric] [Range= 0-6] [Missing=*/999]		
Statistics [NW/ W]	[Valid=297 /-] [Invalid=32 /-]		
Value	Label	Cases	Percentage
0		94	<div><div></div></div> 31.6%
1		101	<div><div></div></div> 34.0%
2		77	<div><div></div></div> 25.9%
3		17	<div><div></div></div> 5.7%
4		4	<div><div></div></div> 1.3%
5		3	<div><div></div></div> 1.0%
6		1	<div><div></div></div> 0.3%
999		32	
<i>Warning: these figures indicate the number of cases found in the data file. They cannot be interpreted as summary statistics of the population of interest.</i>			
# a8: 就業狀況			
Information	[Type= discrete] [Format=numeric] [Range= 0-1] [Missing=*/999]		
Statistics [NW/ W]	[Valid=313 /-] [Invalid=16 /-]		
Value	Label	Cases	Percentage
0	已退休	280	<div><div></div></div> 89.5%
1	未退休	33	<div><div></div></div> 10.5%
999		16	
<i>Warning: these figures indicate the number of cases found in the data file. They cannot be interpreted as summary statistics of the population of interest.</i>			
# a8_1: 目前或退休前職業			
Information	[Type= discrete] [Format=numeric] [Range= 1-8] [Missing=*/999]		
Statistics [NW/ W]	[Valid=314 /-] [Invalid=15 /-]		
Value	Label	Cases	Percentage
1	軍公教	38	<div><div></div></div> 12.1%
2	農、漁業	18	<div><div></div></div> 5.7%
3	從商	15	<div><div></div></div> 4.8%
4	勞工	44	<div><div></div></div> 14.0%
5	服務業	22	<div><div></div></div> 7.0%
6	家管	136	<div><div></div></div> 43.3%
7	自營工作	21	<div><div></div></div> 6.7%
8	其他	20	<div><div></div></div> 6.4%
999		15	
<i>Warning: these figures indicate the number of cases found in the data file. They cannot be interpreted as summary statistics of the population of interest.</i>			
# a8_2: 目前或退休前職業_其他			
Information	[Type= discrete] [Format=character] [Missing=*]		
Statistics [NW/ W]	[Valid=0 /-] [Invalid=0 /-]		

File : data1			
# a9: 主要經濟來源			
Information		[Type= discrete] [Format=numeric] [Range= 1-8] [Missing=*/999]	
Statistics [NW/ W]		[Valid=323 /-] [Invalid=6 /-]	
Value	Label	Cases	Percentage
1	自己工作或營業收入	43	<div><div></div></div> 13.3%
2	自己退休金、撫恤金或保險給付	89	<div><div></div></div> 27.6%
3	利息、租金或投資所得	10	<div><div></div></div> 3.1%
4	子女奉養(含媳婦、女婿)	126	<div><div></div></div> 39.0%
5	配偶或同居人提供	27	<div><div></div></div> 8.4%
6	向他人借貸	1	<div><div></div></div> 0.3%
7	政府救助或津貼	14	<div><div></div></div> 4.3%
8	其他	13	<div><div></div></div> 4.0%
999		6	
Warning: these figures indicate the number of cases found in the data file. They cannot be interpreted as summary statistics of the population of interest.			
# a9_1: 主要經濟來源_其他			
Information		[Type= discrete] [Format=character] [Missing=*]	
Statistics [NW/ W]		[Valid=0 /-] [Invalid=0 /-]	
# a10: 您目前有請領哪些政府補助或福利津貼			
Information		[Type= discrete] [Format=numeric] [Range= 1-10] [Missing=*/999]	
Statistics [NW/ W]		[Valid=310 /-] [Invalid=19 /-]	
Value	Label	Cases	Percentage
1	無	77	<div><div></div></div> 24.8%
2	公教人員退休俸	28	<div><div></div></div> 9.0%
3	中低收入津貼	6	<div><div></div></div> 1.9%
4	低收入戶補助	3	<div><div></div></div> 1.0%
5	老農津貼	18	<div><div></div></div> 5.8%
6	老漁津貼	13	<div><div></div></div> 4.2%
7	身心障礙補助	6	<div><div></div></div> 1.9%
8	國民年金	121	<div><div></div></div> 39.0%
9	榮民院外就養金	6	<div><div></div></div> 1.9%
10	其他	32	<div><div></div></div> 10.3%
999		19	
Warning: these figures indicate the number of cases found in the data file. They cannot be interpreted as summary statistics of the population of interest.			
# a10_1: 您目前有請領哪些政府補助或福利津貼_其他			
Information		[Type= discrete] [Format=character] [Missing=*]	
Statistics [NW/ W]		[Valid=29 /-] [Invalid=0 /-]	
Value	Label	Cases	Percentage
3500元		1	<div><div></div></div> 3.4%
中石化		2	<div><div></div></div> 6.9%
勞保		2	<div><div></div></div> 6.9%
勞保年金		3	<div><div></div></div> 10.3%
勞保月退		2	<div><div></div></div> 6.9%
勞保月領		1	<div><div></div></div> 3.4%

File : data1

a10_1: 您目前有請領哪些政府補助或福利津貼_其他

Value	Label	Cases	Percentage
勞保退休		1	<div><div></div></div> 3.4%
勞工退休		1	<div><div></div></div> 3.4%
半年俸		1	<div><div></div></div> 3.4%
敬老年金		2	<div><div></div></div> 6.9%
私人公司上班		1	<div><div></div></div> 3.4%
老人年金		10	<div><div></div></div> 34.5%
軍人半月俸		2	<div><div></div></div> 6.9%

Warning: these figures indicate the number of cases found in the data file. They cannot be interpreted as summary statistics of the population of interest.

a11: 您對您目前的經濟狀況滿不滿意

Information	[Type= discrete] [Format=numeric] [Range= 1-5] [Missing=*/999]
Statistics [NW/ W]	[Valid=321 /-] [Invalid=8 /-]

Value	Label	Cases	Percentage
1	非常不滿意	9	<div><div></div></div> 2.8%
2	不滿意	34	<div><div></div></div> 10.6%
3	普通	152	<div><div></div></div> 47.4%
4	滿意	108	<div><div></div></div> 33.6%
5	非常滿意	18	<div><div></div></div> 5.6%
999		8	

Warning: these figures indicate the number of cases found in the data file. They cannot be interpreted as summary statistics of the population of interest.

a12: 您是否使用長期照護服務

Information	[Type= discrete] [Format=numeric] [Range= 0-1] [Missing=*/999]
Statistics [NW/ W]	[Valid=299 /-] [Invalid=30 /-]

Value	Label	Cases	Percentage
0	否	286	<div><div></div></div> 95.7%
1	有	13	<div><div></div></div> 4.3%
999		30	

Warning: these figures indicate the number of cases found in the data file. They cannot be interpreted as summary statistics of the population of interest.

a12_1: 是否使用長期照護服務_服務項目

Information	[Type= discrete] [Format=character] [Missing=*]
Statistics [NW/ W]	[Valid=0 /-] [Invalid=0 /-]

b1: 如何知道社區照顧關懷據點的資訊

Information	[Type= discrete] [Format=numeric] [Range= 1-7] [Missing=*/999]
Statistics [NW/ W]	[Valid=322 /-] [Invalid=7 /-]

Value	Label	Cases	Percentage
1	由據點內成員介紹	142	<div><div></div></div> 44.1%
2	由家人及親戚介紹	22	<div><div></div></div> 6.8%
3	由朋友介紹	25	<div><div></div></div> 7.8%
4	由據點宣傳海報得知	44	<div><div></div></div> 13.7%
5	由新聞媒體報導得知	0	
6	村里長宣傳	72	<div><div></div></div> 22.4%
7	其他	17	<div><div></div></div> 5.3%

File : data1			
# b1: 如何知道社區照顧關懷據點的資訊			
Value	Label	Cases	Percentage
999		7	
<i>Warning: these figures indicate the number of cases found in the data file. They cannot be interpreted as summary statistics of the population of interest.</i>			
# b1_1: 如何知道社區照顧關懷據點的資訊_其他			
Information	[Type= discrete] [Format=character] [Missing=*]		
Statistics [NW/ W]	[Valid=2 /-] [Invalid=0 /-]		
Value	Label	Cases	Percentage
1+6		1	50.0%
好鄰居		1	50.0%
<i>Warning: these figures indicate the number of cases found in the data file. They cannot be interpreted as summary statistics of the population of interest.</i>			
# b2: 使用社區照顧關懷據點服務的原因			
Information	[Type= discrete] [Format=numeric] [Range= 1-6] [Missing=*/999]		
Statistics [NW/ W]	[Valid=229 /-] [Invalid=100 /-]		
Value	Label	Cases	Percentage
1	據點主動提供服務	120	52.4%
2	促進健康	66	28.8%
3	結交朋友	12	5.2%
4	休閒參與	17	7.4%
5	打發時間	5	2.2%
6	其他	9	3.9%
999		100	
<i>Warning: these figures indicate the number of cases found in the data file. They cannot be interpreted as summary statistics of the population of interest.</i>			
# b2_1: 使用社區照顧關懷據點服務的原因_其他			
Information	[Type= discrete] [Format=character] [Missing=*]		
Statistics [NW/ W]	[Valid=4 /-] [Invalid=0 /-]		
Value	Label	Cases	Percentage
1+2		2	50.0%
1+2+3		1	25.0%
2+3+4		1	25.0%
<i>Warning: these figures indicate the number of cases found in the data file. They cannot be interpreted as summary statistics of the population of interest.</i>			
# b3: 接受過社區照顧關懷據點哪些服務_館室服務			
Information	[Type= continuous] [Format=numeric] [Range= 0-1] [Missing=*/999]		
Statistics [NW/ W]	[Valid=329 /-] [Invalid=0 /-]		
Value	Label	Cases	Percentage
0	無	6	1.8%
1	有	323	98.2%
<i>Warning: these figures indicate the number of cases found in the data file. They cannot be interpreted as summary statistics of the population of interest.</i>			
# b3_1: 使用館室-開始時間(年)			
Information	[Type= continuous] [Format=numeric] [Range= 0-104] [Missing=*/999]		
Statistics [NW/ W]	[Valid=302 /-] [Invalid=27 /-] [Mean=97.046 /-] [StdDev=14.181 /-]		

File : data1

b3_2: 使用館室-開始時間(月)

Information [Type= discrete] [Format=numeric] [Range= 0-12] [Missing=*/999]

Statistics [NW/ W] [Valid=271 /-] [Invalid=58 /-]

Value	Label	Cases	Percentage
0		6	2.2%
1		38	14.0%
2		19	7.0%
3		26	9.6%
4		24	8.9%
5		24	8.9%
6		28	10.3%
7		37	13.7%
8		26	9.6%
9		6	2.2%
10		20	7.4%
11		9	3.3%
12		8	3.0%
999		58	

Warning: these figures indicate the number of cases found in the data file. They cannot be interpreted as summary statistics of the population of interest.

b3_3: 使用哪些館室服務-量血壓

Information [Type= discrete] [Format=numeric] [Range= 0-1] [Missing=*/999]

Statistics [NW/ W] [Valid=328 /-] [Invalid=1 /-]

Value	Label	Cases	Percentage
0	無	23	7.0%
1	有	305	93.0%
999		1	

Warning: these figures indicate the number of cases found in the data file. They cannot be interpreted as summary statistics of the population of interest.

b3_4: 使用哪些館室服務-使用運動器材

Information [Type= discrete] [Format=numeric] [Range= 0-1] [Missing=*/999]

Statistics [NW/ W] [Valid=328 /-] [Invalid=1 /-]

Value	Label	Cases	Percentage
0	無	242	73.8%
1	有	86	26.2%
999		1	

Warning: these figures indicate the number of cases found in the data file. They cannot be interpreted as summary statistics of the population of interest.

b3_5: 使用哪些館室服務-唱歌

Information [Type= discrete] [Format=numeric] [Range= 0-1] [Missing=*/999]

Statistics [NW/ W] [Valid=328 /-] [Invalid=1 /-]

Value	Label	Cases	Percentage
0	無	233	71.0%
1	有	95	29.0%
999		1	

Warning: these figures indicate the number of cases found in the data file. They cannot be interpreted as summary statistics of the population of interest.

File : data1			
# b3_6: 使用哪些館室服務- 泡茶			
Information	[Type= discrete] [Format=numeric] [Range= 0-1] [Missing=*/999]		
Statistics [NW/ W]	[Valid=328 /-] [Invalid=1 /-]		
Value	Label	Cases	Percentage
0	無	249	<div><div></div></div> 75.9%
1	有	79	<div><div></div></div> 24.1%
999		1	
Warning: these figures indicate the number of cases found in the data file. They cannot be interpreted as summary statistics of the population of interest.			
# b3_7: 使用哪些館室服務- 看電視			
Information	[Type= discrete] [Format=numeric] [Range= 0-1] [Missing=*/999]		
Statistics [NW/ W]	[Valid=328 /-] [Invalid=1 /-]		
Value	Label	Cases	Percentage
0	無	270	<div><div></div></div> 82.3%
1	有	58	<div><div></div></div> 17.7%
999		1	
Warning: these figures indicate the number of cases found in the data file. They cannot be interpreted as summary statistics of the population of interest.			
# b3_8: 使用哪些館室服務- 看報紙			
Information	[Type= discrete] [Format=numeric] [Range= 0-1] [Missing=*/999]		
Statistics [NW/ W]	[Valid=328 /-] [Invalid=1 /-]		
Value	Label	Cases	Percentage
0	無	228	<div><div></div></div> 69.5%
1	有	100	<div><div></div></div> 30.5%
999		1	
Warning: these figures indicate the number of cases found in the data file. They cannot be interpreted as summary statistics of the population of interest.			
# b3_9: 使用哪些館室服務- 下棋			
Information	[Type= discrete] [Format=numeric] [Range= 0-1] [Missing=*/999]		
Statistics [NW/ W]	[Valid=327 /-] [Invalid=2 /-]		
Value	Label	Cases	Percentage
0	無	311	<div><div></div></div> 95.1%
1	有	16	<div><div></div></div> 4.9%
999		1	
Sysmiss		1	
Warning: these figures indicate the number of cases found in the data file. They cannot be interpreted as summary statistics of the population of interest.			
# b3_10: 使用哪些館室服務- 其他			
Information	[Type= discrete] [Format=character] [Missing=*]		
Statistics [NW/ W]	[Valid=43 /-] [Invalid=0 /-]		
Value	Label	Cases	Percentage
上課		1	<div><div></div></div> 2.3%
健促活動		1	<div><div></div></div> 2.3%
健康促進活動		8	<div><div></div></div> 18.6%
健康操		1	<div><div></div></div> 2.3%
健康舞		1	<div><div></div></div> 2.3%

File : data1

b3_10: 使用哪些館室服務-其他

Value	Label	Cases	Percentage
參加活動		1	<div><div></div></div> 2.3%
參與活動		2	<div><div></div></div> 4.7%
參與社區活動		1	<div><div></div></div> 2.3%
圖書		1	<div><div></div></div> 2.3%
志工服務		1	<div><div></div></div> 2.3%
按摩椅		1	<div><div></div></div> 2.3%
掃地		1	<div><div></div></div> 2.3%
整理園地		1	<div><div></div></div> 2.3%
書法班、巡守員		1	<div><div></div></div> 2.3%
服務		2	<div><div></div></div> 4.7%
未填答		1	<div><div></div></div> 2.3%
活力操		1	<div><div></div></div> 2.3%
看病		1	<div><div></div></div> 2.3%
社區活動		1	<div><div></div></div> 2.3%
社區長青土風舞		1	<div><div></div></div> 2.3%
聊天		5	<div><div></div></div> 11.6%
課程		2	<div><div></div></div> 4.7%
讚美操		1	<div><div></div></div> 2.3%
讚美操、練習電腦		1	<div><div></div></div> 2.3%
跳舞		2	<div><div></div></div> 4.7%
長青學苑		1	<div><div></div></div> 2.3%
長青食堂		1	<div><div></div></div> 2.3%
關懷訪視		1	<div><div></div></div> 2.3%

Warning: these figures indicate the number of cases found in the data file. They cannot be interpreted as summary statistics of the population of interest.

b3_11: 使用館室服務頻率

Information	[Type= discrete] [Format=numeric] [Range= 0-6] [Missing=*/999]
Statistics [NW/ W]	[Valid=316 /-] [Invalid=13 /-]

Value	Label	Cases	Percentage
0	無使用服務	5	<div><div></div></div> 1.6%
1	每年至少1次	5	<div><div></div></div> 1.6%
2	每半年至少1次	10	<div><div></div></div> 3.2%
3	每月至少1次	65	<div><div></div></div> 20.6%
4	每周1-2次	165	<div><div></div></div> 52.2%
5	每周3-4次	40	<div><div></div></div> 12.7%
6	每周5次以上	26	<div><div></div></div> 8.2%
999		13	

Warning: these figures indicate the number of cases found in the data file. They cannot be interpreted as summary statistics of the population of interest.

b3_12: 使用館室服務滿意度

Information	[Type= discrete] [Format=numeric] [Range= 0-5] [Missing=*/999]
Statistics [NW/ W]	[Valid=317 /-] [Invalid=12 /-]

File : data1

b3_12: 使用館室服務滿意度

Value	Label	Cases	Percentage
0	無使用服務	5	1.6%
1	非常不滿意	5	1.6%
2	不滿意	0	
3	普通	23	7.3%
4	滿意	184	58.0%
5	非常滿意	100	31.5%
999		12	

Warning: these figures indicate the number of cases found in the data file. They cannot be interpreted as summary statistics of the population of interest.

b3_13: 使用館室服務不滿意的原因

Information	[Type= discrete] [Format=character] [Missing=*]
Statistics [NW/ W]	[Valid=0 /-] [Invalid=0 /-]

b4: 接受過社區照顧關懷據點哪些服務_健康促進活動

Information	[Type= discrete] [Format=numeric] [Range= 0-1] [Missing=*/999]
Statistics [NW/ W]	[Valid=329 /-] [Invalid=0 /-]

Value	Label	Cases	Percentage
0	無	21	6.4%
1	有	308	93.6%

Warning: these figures indicate the number of cases found in the data file. They cannot be interpreted as summary statistics of the population of interest.

b4_1: 健康促進活動-開始時間(年)

Information	[Type= continuous] [Format=numeric] [Range= 0-104] [Missing=*/999]
Statistics [NW/ W]	[Valid=312 /-] [Invalid=17 /-] [Mean=92.462 /-] [StdDev=25.05 /-]

b4_2: 健康促進活動-開始時間(月)

Information	[Type= discrete] [Format=numeric] [Range= 0-12] [Missing=*/999]
Statistics [NW/ W]	[Valid=283 /-] [Invalid=46 /-]













Value	Label	Cases	Percentage
0		21	7.4%
1		26	9.2%
2		23	8.1%
3		33	11.7%
4		27	9.5%
5		27	9.5%
6		29	10.2%
7		39	13.8%
8		17	6.0%
9		9	3.2%
10		19	6.7%
11		8	2.8%
12		5	1.8%
999		46	

Warning: these figures indicate the number of cases found in the data file. They cannot be interpreted as summary statistics of the population of interest.

File : data1			
# b4_3: 參加健康促進活動的頻率			
Information		[Type= discrete] [Format=numeric] [Range= 0-6] [Missing=*/999]	
Statistics [NW/ W]		[Valid=316 /-] [Invalid=13 /-]	
Value	Label	Cases	Percentage
0	無使用服務	21	<div><div></div></div> 6.6%
1	每年至少1次	12	<div><div></div></div> 3.8%
2	每半年至少1次	38	<div><div></div></div> 12.0%
3	每月至少1次	94	<div><div></div></div> 29.7%
4	每周1-2次	93	<div><div></div></div> 29.4%
5	每周3-4次	38	<div><div></div></div> 12.0%
6	每周5次以上	20	<div><div></div></div> 6.3%
999		13	
Warning: these figures indicate the number of cases found in the data file. They cannot be interpreted as summary statistics of the population of interest.			
# b4_4: 您對健康促進活動的滿意度			
Information		[Type= continuous] [Format=numeric] [Range= 0-5] [Missing=*/999]	
Statistics [NW/ W]		[Valid=307 /-] [Invalid=22 /-]	
Value	Label	Cases	Percentage
0	無使用服務	21	<div><div></div></div> 6.8%
1	非常不滿意	8	<div><div></div></div> 2.6%
2	不滿意	0	
3	普通	20	<div><div></div></div> 6.5%
4	滿意	186	<div><div></div></div> 60.6%
5	非常滿意	72	<div><div></div></div> 23.5%
Warning: these figures indicate the number of cases found in the data file. They cannot be interpreted as summary statistics of the population of interest.			
# b4_5: 對健康促進活動不滿意的原因			
Information		[Type= discrete] [Format=character] [Missing=*]	
Statistics [NW/ W]		[Valid=0 /-] [Invalid=0 /-]	
# b5: 接受過社區照顧關懷據點哪些服務_關懷訪視			
Information		[Type= discrete] [Format=numeric] [Range= 0-1] [Missing=*/999]	
Statistics [NW/ W]		[Valid=329 /-] [Invalid=0 /-]	
Value	Label	Cases	Percentage
0	無	64	<div><div></div></div> 19.5%
1	有	265	<div><div></div></div> 80.5%
Warning: these figures indicate the number of cases found in the data file. They cannot be interpreted as summary statistics of the population of interest.			
# b5_1: 關懷訪視-開始時間(年)			
Information		[Type= continuous] [Format=numeric] [Range= 0-104] [Missing=*/999]	
Statistics [NW/ W]		[Valid=315 /-] [Invalid=14 /-] [Mean=79.086 /-] [StdDev=40.075 /-]	
# b5_2: 關懷訪視-開始時間(月)			
Information		[Type= discrete] [Format=numeric] [Range= 0-12] [Missing=*/999]	
Statistics [NW/ W]		[Valid=295 /-] [Invalid=34 /-]	
Value	Label	Cases	Percentage
0		64	<div><div></div></div> 21.7%

File : data1








b5_2: 關懷訪視-開始時間(月)

Value	Label	Cases	Percentage
1		36	 12.2%
2		20	 6.8%
3		20	 6.8%
4		22	 7.5%
5		19	 6.4%
6		23	 7.8%
7		24	 8.1%
8		23	 7.8%
9		8	 2.7%
10		19	 6.4%
11		10	 3.4%
12		7	 2.4%
999		34	

Warning: these figures indicate the number of cases found in the data file. They cannot be interpreted as summary statistics of the population of interest.

b5_3: 您接受關懷訪視的頻率

Information	[Type= continuous] [Format=numeric] [Range= 0-6] [Missing=*/999]
Statistics [NW/ W]	[Valid=319 /-] [Invalid=10 /-]














Value	Label	Cases	Percentage
0	無使用服務	64	 20.1%
1	每年至少1次	10	 3.1%
2	每半年至少1次	39	 12.2%
3	每月至少1次	120	 37.6%
4	每周1-2次	72	 22.6%
5	每周3-4次	7	 2.2%
6	每周5次以上	7	 2.2%

Warning: these figures indicate the number of cases found in the data file. They cannot be interpreted as summary statistics of the population of interest.

# b5_4: 您對關懷訪視的滿意度			
Information		[Type= discrete] [Format=numeric] [Range= 0-5] [Missing=*/999]	
Statistics [NW/ W]		[Valid=308 /-] [Invalid=21 /-]	
Value	Label	Cases	Percentage
0	無使用服務	64	<div><div></div></div> 20.8%
1	非常不滿意	3	<div><div></div></div> 1.0%
2	不滿意	0	
3	普通	20	<div><div></div></div> 6.5%
4	滿意	134	<div><div></div></div> 43.5%
5	非常滿意	87	<div><div></div></div> 28.2%
999		21	
Warning: these figures indicate the number of cases found in the data file. They cannot be interpreted as summary statistics of the population of interest.			
# b5_5: 對關懷訪視不滿意的原因			
Information		[Type= discrete] [Format=character] [Missing=*]	
Statistics [NW/ W]		[Valid=0 /-] [Invalid=0 /-]	
# b6: 接受過社區照顧關懷據點哪些服務_電話問安			
Information		[Type= discrete] [Format=numeric] [Range= 0-1] [Missing=*/999]	
Statistics [NW/ W]		[Valid=328 /-] [Invalid=1 /-]	
Value	Label	Cases	Percentage
0	無	72	<div><div></div></div> 22.0%
1	有	256	<div><div></div></div> 78.0%
999		1	
Warning: these figures indicate the number of cases found in the data file. They cannot be interpreted as summary statistics of the population of interest.			
# b6_1: 電話問安-開始時間(年)			
Information		[Type= continuous] [Format=numeric] [Range= 0-104] [Missing=*/999]	
Statistics [NW/ W]		[Valid=311 /-] [Invalid=18 /-] [Mean=76.289 /-] [StdDev=42.011 /-]	
# b6_2: 電話問安-開始時間(月)			
Information		[Type= discrete] [Format=numeric] [Range= 0-12] [Missing=*/999]	
Statistics [NW/ W]		[Valid=291 /-] [Invalid=38 /-]	
Value	Label	Cases	Percentage
0		72	<div><div></div></div> 24.7%
1		44	<div><div></div></div> 15.1%
2		16	<div><div></div></div> 5.5%
3		21	<div><div></div></div> 7.2%
4		17	<div><div></div></div> 5.8%
5		16	<div><div></div></div> 5.5%
6		17	<div><div></div></div> 5.8%
7		25	<div><div></div></div> 8.6%
8		20	<div><div></div></div> 6.9%
9		10	<div><div></div></div> 3.4%
10		19	<div><div></div></div> 6.5%
11		9	<div><div></div></div> 3.1%
12		5	<div><div></div></div> 1.7%
999		38	

# b6_2: 電話問安-開始時間(月)			
Warning: these figures indicate the number of cases found in the data file. They cannot be interpreted as summary statistics of the population of interest.			
# b6_3: 您接受電話問安的頻率			
Information		[Type= discrete] [Format=numeric] [Range= 0-6] [Missing=*/999]	
Statistics [NW/ W]		[Valid=326 /-] [Invalid=3 /-]	
Value	Label	Cases	Percentage
0	無使用服務	72	<div><div></div></div> 22.1%
1	每年至少1次	12	<div><div></div></div> 3.7%
2	每半年至少1次	28	<div><div></div></div> 8.6%
3	每月至少1次	146	<div><div></div></div> 44.8%
4	每周1-2次	63	<div><div></div></div> 19.3%
5	每周3-4次	5	<div><div></div></div> 1.5%
6	每周5次以上	0	
999		3	
Warning: these figures indicate the number of cases found in the data file. They cannot be interpreted as summary statistics of the population of interest.			
# b6_4: 您對電話問安的滿意度			
Information		[Type= discrete] [Format=numeric] [Range= 0-5] [Missing=*/999]	
Statistics [NW/ W]		[Valid=322 /-] [Invalid=7 /-]	
Value	Label	Cases	Percentage
0	無使用服務	72	<div><div></div></div> 22.4%
1	非常不滿意	4	<div><div></div></div> 1.2%
2	不滿意	0	
3	普通	27	<div><div></div></div> 8.4%
4	滿意	149	<div><div></div></div> 46.3%
5	非常滿意	70	<div><div></div></div> 21.7%
999		7	
Warning: these figures indicate the number of cases found in the data file. They cannot be interpreted as summary statistics of the population of interest.			
# b6_5: 您對電話問安不滿意的原因			
Information		[Type= discrete] [Format=character] [Missing=*]	
Statistics [NW/ W]		[Valid=0 /-] [Invalid=0 /-]	
# b7: 接受過社區照顧關懷據點哪些服務_中午共餐			
Information		[Type= discrete] [Format=numeric] [Range= 0-1] [Missing=*/999]	
Statistics [NW/ W]		[Valid=329 /-] [Invalid=0 /-]	
Value	Label	Cases	Percentage
0	無	222	<div><div></div></div> 67.5%
1	有	107	<div><div></div></div> 32.5%
Warning: these figures indicate the number of cases found in the data file. They cannot be interpreted as summary statistics of the population of interest.			
# b7_1: 中午共餐-開始時間(年)			
Information		[Type= continuous] [Format=numeric] [Range= 0-104] [Missing=*/999]	
Statistics [NW/ W]		[Valid=310 /-] [Invalid=19 /-] [Mean=28.487 /-] [StdDev=45.345 /-]	
# b7_2: 中午共餐-開始時間(月)			
Information		[Type= discrete] [Format=numeric] [Range= 0-12] [Missing=*/999]	
Statistics [NW/ W]		[Valid=296 /-] [Invalid=33 /-]	








b7_2: 中午共餐-開始時間(月)

Value	Label	Cases	Percentage
0		222	 75.0%
1		16	 5.4%
2		13	 4.4%
3		9	 3.0%
4		6	 2.0%
5		6	 2.0%
6		3	 1.0%
7		2	 0.7%
8		8	 2.7%
9		1	 0.3%
10		4	 1.4%
11		4	 1.4%
12		2	 0.7%
999		33	

Warning: these figures indicate the number of cases found in the data file. They cannot be interpreted as summary statistics of the population of interest.

b7_3: 您參加據點中午共餐的頻率






Information	[Type= discrete] [Format=numeric] [Range= 0-6] [Missing=*/999]
Statistics [NW/ W]	[Valid=324 /-] [Invalid=5 /-]

Value	Label	Cases	Percentage
0	無使用服務	222	 68.5%
1	每年至少1次	10	 3.1%
2	每半年至少1次	11	 3.4%
3	每月至少1次	28	 8.6%
4	每周1-2次	35	 10.8%
5	每周3-4次	8	 2.5%
6	每周5次以上	10	 3.1%
999		5	

Warning: these figures indicate the number of cases found in the data file. They cannot be interpreted as summary statistics of the population of interest.

b7_4: 您對據點中午共餐的滿意度

Information	[Type= discrete] [Format=numeric] [Range= 0-5] [Missing=*/999]
Statistics [NW/ W]	[Valid=318 /-] [Invalid=11 /-]

Value	Label	Cases	Percentage
0	無使用服務	222	 69.8%
1	非常不滿意	3	 0.9%
2	不滿意	0	
3	普通	8	 2.5%
4	滿意	60	 18.9%
5	非常滿意	25	 7.9%
999		11	

Warning: these figures indicate the number of cases found in the data file. They cannot be interpreted as summary statistics of the population of interest.

b7_5: 您對據點中午共餐不滿意的原因

Information	[Type= discrete] [Format=character] [Missing=*]
Statistics [NW/ W]	[Valid=0 /-] [Invalid=0 /-]

# b8: 接受過社區照顧關懷據點哪些服務_送餐服務			
Information		[Type= discrete] [Format=numeric] [Range= 0-1] [Missing=*/999]	
Statistics [NW/ W]		[Valid=329 /-] [Invalid=0 /-]	
Value	Label	Cases	Percentage
0	無	298	90.6%
1	有	31	9.4%
Warning: these figures indicate the number of cases found in the data file. They cannot be interpreted as summary statistics of the population of interest.			
# b8_1: 送餐服務-開始時間(年)			
Information		[Type= continuous] [Format=numeric] [Range= 0-104] [Missing=*/999]	
Statistics [NW/ W]		[Valid=319 /-] [Invalid=10 /-] [Mean=6.552 /-] [StdDev=24.728 /-]	
# b8_2: 送餐服務-開始時間(月)			
Information		[Type= discrete] [Format=numeric] [Range= 0-10] [Missing=*/999]	
Statistics [NW/ W]		[Valid=316 /-] [Invalid=13 /-]	
Value	Label	Cases	Percentage
0		298	94.3%
1		3	0.9%
2		3	0.9%
3		2	0.6%
4		2	0.6%
6		2	0.6%
8		4	1.3%
10		2	0.6%
999		13	
Warning: these figures indicate the number of cases found in the data file. They cannot be interpreted as summary statistics of the population of interest.			
# b8_3: 您接受送餐服務的頻率			
Information		[Type= discrete] [Format=numeric] [Range= 0-6] [Missing=*/999]	
Statistics [NW/ W]		[Valid=327 /-] [Invalid=2 /-]	
Value	Label	Cases	Percentage
0	無使用服務	298	91.1%
1	每年至少1次	0	
2	每半年至少1次	1	0.3%
3	每月至少1次	6	1.8%
4	每周1-2次	5	1.5%
5	每周3-4次	1	0.3%
6	每周5次以上	16	4.9%
999		2	
Warning: these figures indicate the number of cases found in the data file. They cannot be interpreted as summary statistics of the population of interest.			
# b8_4: 您對送餐服務的滿意度			
Information		[Type= discrete] [Format=numeric] [Range= 0-5] [Missing=*/999]	
Statistics [NW/ W]		[Valid=327 /-] [Invalid=2 /-]	
Value	Label	Cases	Percentage
0	無使用服務	298	91.1%
1	非常不滿意	1	0.3%
2	不滿意	0	

# b8_4: 您對送餐服務的滿意度			
Value	Label	Cases	Percentage
3	普通	1	0.3%
4	滿意	18	5.5%
5	非常滿意	9	2.8%
999		2	
Warning: these figures indicate the number of cases found in the data file. They cannot be interpreted as summary statistics of the population of interest.			
# b8_5: 您對送餐服務不滿意的原因			
Information	[Type= discrete] [Format=character] [Missing=*]		
Statistics [NW/ W]	[Valid=0 /-] [Invalid=0 /-]		
# b9: 接受過社區照顧關懷據點哪些服務_社區服務資源諮詢			
Information	[Type= discrete] [Format=numeric] [Range= 0-1] [Missing=*/999]		
Statistics [NW/ W]	[Valid=329 /-] [Invalid=0 /-]		
Value	Label	Cases	Percentage
0	無	266	80.9%
1	有	63	19.1%
Warning: these figures indicate the number of cases found in the data file. They cannot be interpreted as summary statistics of the population of interest.			
# b9_1: 使用社會福利資源諮詢次數			
Information	[Type= discrete] [Format=numeric] [Range= 0-15] [Missing=*/999]		
Statistics [NW/ W]	[Valid=317 /-] [Invalid=12 /-]		
Value	Label	Cases	Percentage
0		266	83.9%
1		13	4.1%
2		18	5.7%
3		5	1.6%
4		2	0.6%
5		7	2.2%
5.5		1	0.3%
7.5		1	0.3%
8		1	0.3%
10		2	0.6%
15		1	0.3%
999		12	
Warning: these figures indicate the number of cases found in the data file. They cannot be interpreted as summary statistics of the population of interest.			
# b9_2: 使用社會福利資源諮詢的單位			
Information	[Type= discrete] [Format=character] [Missing=*]		
Statistics [NW/ W]	[Valid=328 /-] [Invalid=0 /-]		
Value	Label	Cases	Percentage
0.0		266	81.1%
999		12	3.7%
健康促進、醫療		1	0.3%
區公所		1	0.3%
國宅社區發展協會		1	0.3%

b9_2: 使用社會福利資源諮詢的單位

Value	Label	Cases	Percentage
家庭關懷協會		1	0.3%
後中關懷據點		1	0.3%
志工		1	0.3%
據點志工		1	0.3%
據點服務		1	0.3%
社區		1	0.3%
社區理事長		5	1.5%
社區發展協會		1	0.3%
社區關懷據點		6	1.8%
社會局		4	1.2%
社會局照管中心		1	0.3%
社會局社會課		1	0.3%
社福單位		1	0.3%
總幹事		1	0.3%
藥師		1	0.3%
衛生所		1	0.3%
衛生所、市醫		4	1.2%
里長		10	3.0%
長照中心		1	0.3%
長照中心、關懷站、區		1	0.3%
關懷據點		1	0.3%
關懷據點、區公所		1	0.3%
關懷站志工		1	0.3%

Warning: these figures indicate the number of cases found in the data file. They cannot be interpreted as summary statistics of the population of interest.

b9_3: 您對社會福利資源諮詢的滿意度

Information	[Type= discrete] [Format=numeric] [Range= 0-5] [Missing=*/999]		
Statistics [NW/ W]	[Valid=318 /-] [Invalid=11 /-]		
Value	Label	Cases	Percentage
0	無使用服務	266	83.6%
1	非常不滿意	0	
2	不滿意	1	0.3%
3	普通	5	1.6%
4	滿意	41	12.9%
5	非常滿意	5	1.6%
999		10	
Sysmiss		1	

Warning: these figures indicate the number of cases found in the data file. They cannot be interpreted as summary statistics of the population of interest.

b9_4: 您對社會福利資源諮詢不滿意的原因

Information	[Type= discrete] [Format=character] [Missing=*]
Statistics [NW/ W]	[Valid=0 /-] [Invalid=0 /-]

# b10: 接受過社區照顧關懷據點哪些服務_社區福利資源轉介			
Information	[Type= discrete] [Format=numeric] [Range= 0-1] [Missing=*/999]		
Statistics [NW/ W]	[Valid=329 /-] [Invalid=0 /-]		
Value	Label	Cases	Percentage
0	無	288	<div><div></div></div> 87.5%
1	有	41	<div><div></div></div> 12.5%
Warning: these figures indicate the number of cases found in the data file. They cannot be interpreted as summary statistics of the population of interest.			
# b10_1: 您使用社會福利資源轉介次數			
Information	[Type= discrete] [Format=numeric] [Range= 0-5.5] [Missing=*/999]		
Statistics [NW/ W]	[Valid=319 /-] [Invalid=10 /-]		
Value	Label	Cases	Percentage
0		288	<div><div></div></div> 90.3%
1		12	<div><div></div></div> 3.8%
2		11	<div><div></div></div> 3.4%
3		1	<div><div></div></div> 0.3%
3.5		1	<div><div></div></div> 0.3%
4		1	<div><div></div></div> 0.3%
5		4	<div><div></div></div> 1.3%
5.5		1	<div><div></div></div> 0.3%
999		10	
Warning: these figures indicate the number of cases found in the data file. They cannot be interpreted as summary statistics of the population of interest.			
# b10_2: 您使用社會福利資源轉介的單位			
Information	[Type= discrete] [Format=character] [Missing=*]		
Statistics [NW/ W]	[Valid=325 /-] [Invalid=0 /-]		
Value	Label	Cases	Percentage
0.0		284	<div><div></div></div> 87.4%
999		4	<div><div></div></div> 1.2%
公所據點		1	<div><div></div></div> 0.3%
專案經理		4	<div><div></div></div> 1.2%
市立醫院		1	<div><div></div></div> 0.3%
後中關懷據點		1	<div><div></div></div> 0.3%
據點、區公所		1	<div><div></div></div> 0.3%
據點志工		1	<div><div></div></div> 0.3%
松安里辦公處		1	<div><div></div></div> 0.3%
照顧關懷據點		1	<div><div></div></div> 0.3%
社區		1	<div><div></div></div> 0.3%
社區據點經理		1	<div><div></div></div> 0.3%
社區活動中心		1	<div><div></div></div> 0.3%
社區發展協會		4	<div><div></div></div> 1.2%
社會局		1	<div><div></div></div> 0.3%
社會課		1	<div><div></div></div> 0.3%
衛生所、市醫		3	<div><div></div></div> 0.9%
醫院、衛生局		1	<div><div></div></div> 0.3%
里長		11	<div><div></div></div> 3.4%

# b10_2: 您使用社會福利資源轉介的單位			
Value	Label	Cases	Percentage
里長轉市立醫院協助		1	0.3%
關懷站志工		1	0.3%
Warning: these figures indicate the number of cases found in the data file. They cannot be interpreted as summary statistics of the population of interest.			
# b10_3: 您對社會福利資源諮詢的滿意度			
Information	[Type= discrete] [Format=numeric] [Range= 0-5] [Missing=*/999]		
Statistics [NW/ W]	[Valid=324 /-] [Invalid=5 /-]		
Value	Label	Cases	Percentage
0	無使用服務	288	88.9%
1	非常不滿意	0	
2	不滿意	0	
3	普通	4	1.2%
4	滿意	29	9.0%
5	非常滿意	3	0.9%
999		1	
Sysmiss		4	
Warning: these figures indicate the number of cases found in the data file. They cannot be interpreted as summary statistics of the population of interest.			
# b10_4: 您對社會福利資源諮詢的滿意度不滿意的原因			
Information	[Type= discrete] [Format=character] [Missing=*]		
Statistics [NW/ W]	[Valid=1 /-] [Invalid=0 /-]		
Value	Label	Cases	Percentage
沒有轉介		1	100.0%
Warning: these figures indicate the number of cases found in the data file. They cannot be interpreted as summary statistics of the population of interest.			
# b11: 接受過社區照顧關懷據點哪些服務_其他服務			
Information	[Type= discrete] [Format=numeric] [Range= 0-1] [Missing=*]		
Statistics [NW/ W]	[Valid=329 /-] [Invalid=0 /-]		
Value	Label	Cases	Percentage
0	無	314	95.4%
1	有	15	4.6%
Warning: these figures indicate the number of cases found in the data file. They cannot be interpreted as summary statistics of the population of interest.			
# b11_1: 接受過社區照顧關懷據點哪些服務_其他服務之項目			
Information	[Type= discrete] [Format=character] [Missing=*]		
Statistics [NW/ W]	[Valid=15 /-] [Invalid=0 /-]		
Value	Label	Cases	Percentage
999		4	26.7%
學習課程		1	6.7%
居家照顧轉介		1	6.7%
居家訪視		1	6.7%
市政府舉辦的敬老表演活動		1	6.7%
幫忙購生活用品、申請補助、協助就醫、看信		1	6.7%

# b11_1: 接受過社區照顧關懷據點哪些服務_其他服務之項目			
Value	Label	Cases	Percentage
義剪		1	<div></div> 6.7%
藥師服務		1	<div></div> 6.7%
醫師健康諮詢		1	<div></div> 6.7%
醫師藥師居家訪視		2	<div></div> 13.3%
體適能檢驗、行動醫院健檢		1	<div></div> 6.7%
Warning: these figures indicate the number of cases found in the data file. They cannot be interpreted as summary statistics of the population of interest.			
# b11_2: 其他社區關懷據點服務的使用次數			
Information	[Type= discrete] [Format=character] [Missing=*]		
Statistics [NW/ W]	[Valid=328 -/] [Invalid=0 -/]		
Value	Label	Cases	Percentage
0.0		313	<div></div> 95.4%
1		2	<div></div> 0.6%
1.5		1	<div></div> 0.3%
2		3	<div></div> 0.9%
3		2	<div></div> 0.6%
3.0		1	<div></div> 0.3%
5		1	<div></div> 0.3%
8		1	<div></div> 0.3%
999		1	<div></div> 0.3%
999.0		1	<div></div> 0.3%
每年4.5次		1	<div></div> 0.3%
每月1次		1	<div></div> 0.3%
Warning: these figures indicate the number of cases found in the data file. They cannot be interpreted as summary statistics of the population of interest.			
# b11_3: 其他社區關懷據點服務的提供單位			
Information	[Type= discrete] [Format=character] [Missing=*]		
Statistics [NW/ W]	[Valid=16 -/] [Invalid=0 -/]		
Value	Label	Cases	Percentage
999		2	<div></div> 12.5%
市立醫院		1	<div></div> 6.2%
據點		1	<div></div> 6.2%
據點與新樓醫院		2	<div></div> 12.5%
新樓醫院		1	<div></div> 6.2%
社區志工		1	<div></div> 6.2%
社區發展協會		1	<div></div> 6.2%
社區轉介關懷據點		1	<div></div> 6.2%
社區關懷		1	<div></div> 6.2%
社會課		1	<div></div> 6.2%
衛生所		1	<div></div> 6.2%
醫師公會		1	<div></div> 6.2%
關懷據點		1	<div></div> 6.2%
關懷站志		1	<div></div> 6.2%

# b11_3: 其他社區關懷據點服務的提供單位			
Warning: these figures indicate the number of cases found in the data file. They cannot be interpreted as summary statistics of the population of interest.			
# b11_4: 您對這項社區關懷據點服務的滿意度			
Information		[Type= discrete] [Format=numeric] [Range= 0-5] [Missing=*/999]	
Statistics [NW/ W]		[Valid=325 /-] [Invalid=4 /-]	
Value	Label	Cases	Percentage
0	無使用服務	313	96.3%
1	非常不滿意	0	
2	不滿意	0	
3	普通	0	
4	滿意	7	2.2%
5	非常滿意	5	1.5%
999		3	
Sysmiss		1	
Warning: these figures indicate the number of cases found in the data file. They cannot be interpreted as summary statistics of the population of interest.			
# b11_5: 您對這項社區關懷據點服務不滿意的原因			
Information		[Type= discrete] [Format=character] [Missing=*]	
Statistics [NW/ W]		[Valid=0 /-] [Invalid=0 /-]	
# b12: 您對社區照顧關懷據志工的滿意度			
Information		[Type= discrete] [Format=numeric] [Range= 1-5] [Missing=*/999]	
Statistics [NW/ W]		[Valid=307 /-] [Invalid=22 /-]	
Value	Label	Cases	Percentage
1	非常不滿意	3	1.0%
2	不滿意	1	0.3%
3	普通	17	5.5%
4	滿意	165	53.7%
5	非常滿意	121	39.4%
999		22	
Warning: these figures indicate the number of cases found in the data file. They cannot be interpreted as summary statistics of the population of interest.			
# b12_1: 您對社區照顧關懷據志工不滿意的原因			
Information		[Type= discrete] [Format=character] [Missing=*]	
Statistics [NW/ W]		[Valid=0 /-] [Invalid=0 /-]	
# b13: 您是否加入社區照顧關懷據點的志工隊			
Information		[Type= continuous] [Format=numeric] [Range= 0-1] [Missing=*/999]	
Statistics [NW/ W]		[Valid=329 /-] [Invalid=0 /-]	
Value	Label	Cases	Percentage
0	否	124	37.7%
1	是	205	62.3%
Warning: these figures indicate the number of cases found in the data file. They cannot be interpreted as summary statistics of the population of interest.			
# b13_1: 加入據點志工隊的最主要原因_做善事			
Information		[Type= discrete] [Format=numeric] [Range= 0-1] [Missing=*/999]	
Statistics [NW/ W]		[Valid=326 /-] [Invalid=3 /-]	

# b13_1: 加入據點志工隊的最主要原因_做善事			
Value	Label	Cases	Percentage
0	無	253	<div></div> 77.6%
1	有	73	<div></div> 22.4%
999		3	
Warning: these figures indicate the number of cases found in the data file. They cannot be interpreted as summary statistics of the population of interest.			
# b13_2: 加入據點志工隊的最主要原因_宗教信仰			
Information	[Type= discrete] [Format=numeric] [Range= 0-1] [Missing=*/999]		
Statistics [NW/ W]	[Valid=326 /-] [Invalid=3 /-]		
Value	Label	Cases	Percentage
0	無	317	<div></div> 97.2%
1	有	9	<div></div> 2.8%
999		3	
Warning: these figures indicate the number of cases found in the data file. They cannot be interpreted as summary statistics of the population of interest.			
# b13_3: 加入據點志工隊的最主要原因_自我成長			
Information	[Type= discrete] [Format=numeric] [Range= 0-1] [Missing=*/999]		
Statistics [NW/ W]	[Valid=326 /-] [Invalid=3 /-]		
Value	Label	Cases	Percentage
0	無	210	<div></div> 64.4%
1	有	116	<div></div> 35.6%
999		3	
Warning: these figures indicate the number of cases found in the data file. They cannot be interpreted as summary statistics of the population of interest.			
# b13_4: 加入據點志工隊的最主要原因_貢獻專長			
Information	[Type= discrete] [Format=numeric] [Range= 0-1] [Missing=*/999]		
Statistics [NW/ W]	[Valid=326 /-] [Invalid=3 /-]		
Value	Label	Cases	Percentage
0	無	291	<div></div> 89.3%
1	有	35	<div></div> 10.7%
999		3	
Warning: these figures indicate the number of cases found in the data file. They cannot be interpreted as summary statistics of the population of interest.			
# b13_5: 加入據點志工隊的最主要原因_維持健康			
Information	[Type= discrete] [Format=numeric] [Range= 0-1] [Missing=*/999]		
Statistics [NW/ W]	[Valid=326 /-] [Invalid=3 /-]		
Value	Label	Cases	Percentage
0	無	227	<div></div> 69.6%
1	有	99	<div></div> 30.4%
999		3	
Warning: these figures indicate the number of cases found in the data file. They cannot be interpreted as summary statistics of the population of interest.			
# b13_6: 加入據點志工隊的最主要原因_福利好			
Information	[Type= discrete] [Format=numeric] [Range= 0-1] [Missing=*/999]		
Statistics [NW/ W]	[Valid=326 /-] [Invalid=3 /-]		
Value	Label	Cases	Percentage
0	無	320	<div></div> 98.2%

# b13_6: 加入據點志工隊的最主要原因_福利好			
Value	Label	Cases	Percentage
1	有	6	1.8%
999		3	
Warning: these figures indicate the number of cases found in the data file. They cannot be interpreted as summary statistics of the population of interest.			
# b13_7: 加入據點志工隊的最主要原因_提升人際互動			
Information	[Type= discrete] [Format=numeric] [Range= 0-1] [Missing=*/999]		
Statistics [NW/ W]	[Valid=326 /-] [Invalid=3 /-]		
Value	Label	Cases	Percentage
0	無	212	65.0%
1	有	114	35.0%
999		3	
Warning: these figures indicate the number of cases found in the data file. They cannot be interpreted as summary statistics of the population of interest.			
# b13_8: 加入據點志工隊的最主要原因_打發時間			
Information	[Type= discrete] [Format=numeric] [Range= 0-1] [Missing=*/999]		
Statistics [NW/ W]	[Valid=326 /-] [Invalid=3 /-]		
Value	Label	Cases	Percentage
0	無	289	88.7%
1	有	37	11.3%
999		3	
Warning: these figures indicate the number of cases found in the data file. They cannot be interpreted as summary statistics of the population of interest.			
# b13_9: 加入據點志工隊的最主要原因_朋友邀約			
Information	[Type= discrete] [Format=numeric] [Range= 0-1] [Missing=*/999]		
Statistics [NW/ W]	[Valid=326 /-] [Invalid=3 /-]		
Value	Label	Cases	Percentage
0	無	303	92.9%
1	有	23	7.1%
999		3	
Warning: these figures indicate the number of cases found in the data file. They cannot be interpreted as summary statistics of the population of interest.			
# b13_10: 加入據點志工隊的最主要原因_其他			
Information	[Type= discrete] [Format=character] [Missing=*]		
Statistics [NW/ W]	[Valid=3 /-] [Invalid=0 /-]		
Value	Label	Cases	Percentage
受里長熱心服務而感動		1	33.3%
心情好		1	33.3%
環保志工		1	33.3%
Warning: these figures indicate the number of cases found in the data file. They cannot be interpreted as summary statistics of the population of interest.			
# b13_11: 您自何時開始加入據點的志工隊(年)			
Information	[Type= continuous] [Format=numeric] [Range= 0-104] [Missing=*/999]		
Statistics [NW/ W]	[Valid=311 /-] [Invalid=18 /-] [Mean=59.521 /-] [StdDev=48.601 /-]		

# b13_12: 您自何時開始加入據點的志工隊(月)			
Information		[Type= discrete] [Format=numeric] [Range= 0-12] [Missing=*/999]	
Statistics [NW/ W]		[Valid=288 /-] [Invalid=41 /-]	
Value	Label	Cases	Percentage
0		124	<div><div></div></div> 43.1%
1		24	<div><div></div></div> 8.3%
2		11	<div><div></div></div> 3.8%
3		16	<div><div></div></div> 5.6%
4		8	<div><div></div></div> 2.8%
5		18	<div><div></div></div> 6.2%
6		19	<div><div></div></div> 6.6%
7		17	<div><div></div></div> 5.9%
8		19	<div><div></div></div> 6.6%
9		6	<div><div></div></div> 2.1%
10		14	<div><div></div></div> 4.9%
11		6	<div><div></div></div> 2.1%
12		6	<div><div></div></div> 2.1%
999		41	
Warning: these figures indicate the number of cases found in the data file. They cannot be interpreted as summary statistics of the population of interest.			
# b13_13: 您每週在志工隊平均服務的時數			
Information		[Type= continuous] [Format=numeric] [Range= 0-40] [Missing=*/999]	
Statistics [NW/ W]		[Valid=313 /-] [Invalid=16 /-] [Mean=3.924 /-] [StdDev=5.79 /-]	
# b13_14: 在志工隊的服務內容_健康促進活動			
Information		[Type= discrete] [Format=numeric] [Range= 0-1] [Missing=*/999]	
Statistics [NW/ W]		[Valid=320 /-] [Invalid=9 /-]	
Value	Label	Cases	Percentage
0	無	198	<div><div></div></div> 61.9%
1	有	122	<div><div></div></div> 38.1%
999		9	
Warning: these figures indicate the number of cases found in the data file. They cannot be interpreted as summary statistics of the population of interest.			
# b13_15: 在志工隊的服務內容_關懷訪視			
Information		[Type= discrete] [Format=numeric] [Range= 0-1] [Missing=*/999]	
Statistics [NW/ W]		[Valid=320 /-] [Invalid=9 /-]	
Value	Label	Cases	Percentage
0	無	212	<div><div></div></div> 66.2%
1	有	108	<div><div></div></div> 33.8%
999		9	
Warning: these figures indicate the number of cases found in the data file. They cannot be interpreted as summary statistics of the population of interest.			
# b13_16: 在志工隊的服務內容_電話問安			
Information		[Type= discrete] [Format=numeric] [Range= 0-1] [Missing=*/999]	
Statistics [NW/ W]		[Valid=320 /-] [Invalid=9 /-]	
Value	Label	Cases	Percentage
0	無	246	<div><div></div></div> 76.9%
1	有	74	<div><div></div></div> 23.1%

# b13_16: 在志工隊的服務內容_電話問安			
Value	Label	Cases	Percentage
999		9	
<i>Warning: these figures indicate the number of cases found in the data file. They cannot be interpreted as summary statistics of the population of interest.</i>			
# b13_17: 在志工隊的服務內容_準備餐食			
Information	[Type= discrete] [Format=numeric] [Range= 0-1] [Missing=*/999]		
Statistics [NW/ W]	[Valid=320 /-] [Invalid=9 /-]		
Value	Label	Cases	Percentage
0	無	301	94.1%
1	有	19	5.9%
999		9	
<i>Warning: these figures indicate the number of cases found in the data file. They cannot be interpreted as summary statistics of the population of interest.</i>			
# b13_18: 在志工隊的服務內容_送餐服務			
Information	[Type= discrete] [Format=numeric] [Range= 0-1] [Missing=*/999]		
Statistics [NW/ W]	[Valid=320 /-] [Invalid=9 /-]		
Value	Label	Cases	Percentage
0	無	301	94.1%
1	有	19	5.9%
999		9	
<i>Warning: these figures indicate the number of cases found in the data file. They cannot be interpreted as summary statistics of the population of interest.</i>			
# b13_19: 在志工隊的服務內容_社會福利資源諮詢			
Information	[Type= discrete] [Format=numeric] [Range= 0-1] [Missing=*/999]		
Statistics [NW/ W]	[Valid=320 /-] [Invalid=9 /-]		
Value	Label	Cases	Percentage
0	無	307	95.9%
1	有	13	4.1%
999		9	
<i>Warning: these figures indicate the number of cases found in the data file. They cannot be interpreted as summary statistics of the population of interest.</i>			
# b13_20: 在志工隊的服務內容_社會福利資源轉介			
Information	[Type= discrete] [Format=numeric] [Range= 0-1] [Missing=*/999]		
Statistics [NW/ W]	[Valid=320 /-] [Invalid=9 /-]		
Value	Label	Cases	Percentage
0	無	305	95.3%
1	有	15	4.7%
999		9	
<i>Warning: these figures indicate the number of cases found in the data file. They cannot be interpreted as summary statistics of the population of interest.</i>			
# b13_21: 在志工隊的服務內容_館室清潔			
Information	[Type= discrete] [Format=numeric] [Range= 0-1] [Missing=*/999]		
Statistics [NW/ W]	[Valid=320 /-] [Invalid=9 /-]		
Value	Label	Cases	Percentage
0	無	270	84.4%
1	有	50	15.6%
999		9	
<i>Warning: these figures indicate the number of cases found in the data file. They cannot be interpreted as summary statistics of the population of interest.</i>			

# b13_22: 在志工隊的服務內容_其他服務				
Information		[Type= discrete] [Format=character] [Missing=*]		
Statistics [NW/ W]		[Valid=26 /-] [Invalid=0 /-]		
Value	Label	Cases	Percentage	
999		1	<div></div>	3.8%
值班		1	<div></div>	3.8%
參與活動		1	<div></div>	3.8%
幫忙辦活動		1	<div></div>	3.8%
幫忙量血壓、社區打掃		1	<div></div>	3.8%
據點文書作業		1	<div></div>	3.8%
整理社區環境		1	<div></div>	3.8%
泡茶招呼客人、整理清		1	<div></div>	3.8%
洗廁所		1	<div></div>	3.8%
環保志工		2	<div></div>	7.7%
社區辦理活動、社區環		1	<div></div>	3.8%
財務管理		1	<div></div>	3.8%
量血壓		10	<div></div>	38.5%
量血壓、共餐服務		1	<div></div>	3.8%
量血壓、其他臨時交辦		1	<div></div>	3.8%
長青志工的手語教學		1	<div></div>	3.8%
Warning: these figures indicate the number of cases found in the data file. They cannot be interpreted as summary statistics of the population of interest.				
# b13_23: 您對您在志工隊所提供服務之滿意度				
Information		[Type= discrete] [Format=numeric] [Range= 0-5] [Missing=*/999]		
Statistics [NW/ W]		[Valid=320 /-] [Invalid=9 /-]		
Value	Label	Cases	Percentage	
0	無使用服務	124	<div></div>	38.8%
1	非常不滿意	2	<div></div>	0.6%
2	不滿意	0		
3	普通	21	<div></div>	6.6%
4	滿意	127	<div></div>	39.7%
5	非常滿意	46	<div></div>	14.4%
999		9		
Warning: these figures indicate the number of cases found in the data file. They cannot be interpreted as summary statistics of the population of interest.				
# b13_24: 您對您在志工隊所提供服務不滿意的原因				
Information		[Type= discrete] [Format=character] [Missing=*]		
Statistics [NW/ W]		[Valid=0 /-] [Invalid=0 /-]		
# c1_1: 身心健康-使用據點服務後，我覺得自己的健康狀況較好				
Information		[Type= discrete] [Format=numeric] [Range= 1-5] [Missing=*/999]		
Statistics [NW/ W]		[Valid=316 /-] [Invalid=13 /-]		

# c1_1: 身心健康-使用據點服務後, 我覺得自己的健康狀況較好			
Value	Label	Cases	Percentage
1	非常不同意	0	
2	不同意	0	
3	普通	42	<div><div></div></div> 13.3%
4	同意	222	<div><div></div></div> 70.3%
5	非常同意	52	<div><div></div></div> 16.5%
999		13	
Warning: these figures indicate the number of cases found in the data file. They cannot be interpreted as summary statistics of the population of interest.			
# c1_2: 身心健康-使用據點服務後, 與同年齡層的人相比, 我覺得自己的健康狀況較好			
Information	[Type= discrete] [Format=numeric] [Range= 1-5] [Missing=*/999]		
Statistics [NW/ W]	[Valid=314 /-] [Invalid=15 /-]		
Value	Label	Cases	Percentage
1	非常不同意	0	
2	不同意	2	<div><div></div></div> 0.6%
3	普通	33	<div><div></div></div> 10.5%
4	同意	212	<div><div></div></div> 67.5%
5	非常同意	67	<div><div></div></div> 21.3%
999		15	
Warning: these figures indicate the number of cases found in the data file. They cannot be interpreted as summary statistics of the population of interest.			
# c1_3: 身心健康-使用據點服務後, 我看病的次數減少了			
Information	[Type= discrete] [Format=numeric] [Range= 1-5] [Missing=*/999]		
Statistics [NW/ W]	[Valid=317 /-] [Invalid=12 /-]		
Value	Label	Cases	Percentage
1	非常不同意	0	
2	不同意	18	<div><div></div></div> 5.7%
3	普通	74	<div><div></div></div> 23.3%
4	同意	197	<div><div></div></div> 62.1%
5	非常同意	28	<div><div></div></div> 8.8%
999		12	
Warning: these figures indicate the number of cases found in the data file. They cannot be interpreted as summary statistics of the population of interest.			
# c1_4: 身心健康-使用據點服務後, 我感覺精神較好			
Information	[Type= discrete] [Format=numeric] [Range= 1-5] [Missing=*/999]		
Statistics [NW/ W]	[Valid=321 /-] [Invalid=8 /-]		
Value	Label	Cases	Percentage
1	非常不同意	0	
2	不同意	1	<div><div></div></div> 0.3%
3	普通	32	<div><div></div></div> 10.0%
4	同意	217	<div><div></div></div> 67.6%
5	非常同意	71	<div><div></div></div> 22.1%
999		8	
Warning: these figures indicate the number of cases found in the data file. They cannot be interpreted as summary statistics of the population of interest.			
# c1_5: 身心健康-使用據點服務後, 我感覺心情較好			
Information	[Type= discrete] [Format=numeric] [Range= 1-5] [Missing=*/999]		

# c1_5: 身心健康-使用據點服務後, 我感覺心情較好			
Statistics [NW/ W]		[Valid=319 /-] [Invalid=10 /-]	
Value	Label	Cases	Percentage
1	非常不同意	1	0.3%
2	不同意	2	0.6%
3	普通	29	9.1%
4	同意	205	64.3%
5	非常同意	82	25.7%
999		10	
Warning: these figures indicate the number of cases found in the data file. They cannot be interpreted as summary statistics of the population of interest.			
# c1_6: 身心健康-使用據點服務後, 我覺得生活很空虛			
Information		[Type= discrete] [Format=numeric] [Range= 1-5] [Missing=*/999]	
Statistics [NW/ W]		[Valid=318 /-] [Invalid=11 /-]	
Value	Label	Cases	Percentage
1	非常不同意	58	18.2%
2	不同意	192	60.4%
3	普通	16	5.0%
4	同意	47	14.8%
5	非常同意	5	1.6%
999		11	
Warning: these figures indicate the number of cases found in the data file. They cannot be interpreted as summary statistics of the population of interest.			
# c1_7: 身心健康-使用據點服務後, 我覺得我比大部分的人幸福			
Information		[Type= discrete] [Format=numeric] [Range= 1-5] [Missing=*/999]	
Statistics [NW/ W]		[Valid=319 /-] [Invalid=10 /-]	
Value	Label	Cases	Percentage
1	非常不同意	2	0.6%
2	不同意	2	0.6%
3	普通	43	13.5%
4	同意	213	66.8%
5	非常同意	59	18.5%
999		10	
Warning: these figures indicate the number of cases found in the data file. They cannot be interpreted as summary statistics of the population of interest.			
# c2_8: 社會功能-使用據點服務後, 當我遇到困難, 有人會幫忙我			
Information		[Type= discrete] [Format=numeric] [Range= 1-5] [Missing=*/999]	
Statistics [NW/ W]		[Valid=316 /-] [Invalid=13 /-]	
Value	Label	Cases	Percentage
1	非常不同意	0	
2	不同意	4	1.3%
3	普通	24	7.6%
4	同意	219	69.3%
5	非常同意	69	21.8%
999		13	
Warning: these figures indicate the number of cases found in the data file. They cannot be interpreted as summary statistics of the population of interest.			

# c2_9: 社會功能-使用據點服務後, 有人會關心我的健康			
Information	[Type= discrete] [Format=numeric] [Range= 1-5] [Missing=*/999]		
Statistics [NW/ W]	[Valid=318 /-] [Invalid=11 /-]		
Value	Label	Cases	Percentage
1	非常不同意	0	
2	不同意	0	
3	普通	16	<div><div></div>5.0%</div>
4	同意	224	<div><div></div>70.4%</div>
5	非常同意	78	<div><div></div>24.5%</div>
999		11	
Warning: these figures indicate the number of cases found in the data file. They cannot be interpreted as summary statistics of the population of interest.			
# c2_10: 社會功能-使用據點服務後, 我與家人的關係較好			
Information	[Type= discrete] [Format=numeric] [Range= 1-5] [Missing=*/999]		
Statistics [NW/ W]	[Valid=318 /-] [Invalid=11 /-]		
Value	Label	Cases	Percentage
1	非常不同意	0	
2	不同意	1	<div><div></div>0.3%</div>
3	普通	35	<div><div></div>11.0%</div>
4	同意	223	<div><div></div>70.1%</div>
5	非常同意	59	<div><div></div>18.6%</div>
999		11	
Warning: these figures indicate the number of cases found in the data file. They cannot be interpreted as summary statistics of the population of interest.			
# c2_11: 社會功能-使用據點服務後, 我在社區內的人際互動較好			
Information	[Type= discrete] [Format=numeric] [Range= 1-5] [Missing=*/999]		
Statistics [NW/ W]	[Valid=319 /-] [Invalid=10 /-]		
Value	Label	Cases	Percentage
1	非常不同意	0	
2	不同意	1	<div><div></div>0.3%</div>
3	普通	26	<div><div></div>8.2%</div>
4	同意	218	<div><div></div>68.3%</div>
5	非常同意	74	<div><div></div>23.2%</div>
999		10	
Warning: these figures indicate the number of cases found in the data file. They cannot be interpreted as summary statistics of the population of interest.			
# c2_12: 社會功能-使用據點服務後, 我能接納別人的建議			
Information	[Type= discrete] [Format=numeric] [Range= 1-5] [Missing=*/999]		
Statistics [NW/ W]	[Valid=320 /-] [Invalid=9 /-]		
Value	Label	Cases	Percentage
1	非常不同意	0	
2	不同意	0	
3	普通	29	<div><div></div>9.1%</div>
4	同意	237	<div><div></div>74.1%</div>
5	非常同意	54	<div><div></div>16.9%</div>
999		9	
Warning: these figures indicate the number of cases found in the data file. They cannot be interpreted as summary statistics of the population of interest.			

# c2_13: 社會功能-使用據點服務後, 當身邊的人需要幫忙時, 我會幫助他			
Information	[Type= discrete] [Format=numeric] [Range= 1-5] [Missing=*/999]		
Statistics [NW/ W]	[Valid=316 /-] [Invalid=13 /-]		
Value	Label	Cases	Percentage
1	非常不同意	0	
2	不同意	0	
3	普通	21	<div><div></div></div> 6.6%
4	同意	226	<div><div></div></div> 71.5%
5	非常同意	69	<div><div></div></div> 21.8%
999		13	
Warning: these figures indicate the number of cases found in the data file. They cannot be interpreted as summary statistics of the population of interest.			
# c2_14: 社會功能-使用據點服務後, 我較主動關心社區的事情			
Information	[Type= discrete] [Format=numeric] [Range= 1-5] [Missing=*/999]		
Statistics [NW/ W]	[Valid=318 /-] [Invalid=11 /-]		
Value	Label	Cases	Percentage
1	非常不同意	0	
2	不同意	0	
3	普通	32	<div><div></div></div> 10.1%
4	同意	208	<div><div></div></div> 65.4%
5	非常同意	78	<div><div></div></div> 24.5%
999		11	
Warning: these figures indicate the number of cases found in the data file. They cannot be interpreted as summary statistics of the population of interest.			
# c3: 使用據點的服務後, 對您生活最大的影響是什麼			
Information	[Type= discrete] [Format=character] [Missing=*]		
Statistics [NW/ W]	[Valid=108 /-]		
Value	Label	Cases	Percentage
1.不會整天躺在床上看天花板 2.生活變得有樂趣		1	<div><div></div></div> 0.9%
1.樂觀開朗、較積極進取 2.多做善事幫助別人 3.存好心, 說好話讚美鼓勵他人 4.事事不計較, 多做好事		1	<div><div></div></div> 0.9%
1.退休生活不枯燥 2.精神層面的提升		1	<div><div></div></div> 0.9%
享受到尊重還有很多志工的關懷		1	<div><div></div></div> 0.9%
人與人之間有信息, 比較不會孤單		1	<div><div></div></div> 0.9%
以服務關懷訪視、體恤老人 身體健康重要, 經常保持身心		1	<div><div></div></div> 0.9%

c3: 使用據點的服務後，對您生活最大的影響是什麼

Value	Label	Cases	Percentage
來參加據點活力操，認識很多同伴，覺得生活充滿活力，每天精神都很好，希望邀鄰居來參加		1	0.9%
促進人際關係，增進鄰居守望相助		1	0.9%
充實生活		1	0.9%
到據點會較快樂		1	0.9%
到據點活動是每天的生活習慣		1	0.9%
只變得較活潑，生活較充實，生活有一個寄託		1	0.9%
可以到活動中心找老朋友聊天，又可量血壓注意健康		1	0.9%
可以到社區走走與人互動較好，下午2點30分至可到社區？		1	0.9%
可以參加團體活動，生活愉快		1	0.9%
可以固定知道自己的身體狀況，可以跟老朋友一起聊天泡茶，感覺很幸福，志工們都很照顧、尊重我們，又可以增進健康的智識！		1	0.9%
和先生有話題，不過有時會抬槓或意見不同就會吵起來、		1	0.9%
喜歡參加社區的活動		1	0.9%
在社區可以認識很多人，並且都能良好互動		1	0.9%
增加許多朋友，日子更加快樂		1	0.9%
增廣見聞、知識、人際關係多些		1	0.9%

c3: 使用據點的服務後，對您生活最大的影響是什麼

Value	Label	Cases	Percentage
多了一個可以參加活動交朋友的地方		1	0.9%
多點生活樂趣		1	0.9%
幫助自己，也幫助別人很快樂		1	0.9%
平順		1	0.9%
很快樂		1	0.9%
很快樂，生活有目標，人也變得有精神		1	0.9%
很有幫助		1	0.9%
很高興來關懷站量血壓、參加健康促進活動、讓我嘗試了許多新的體驗，除了參訪、烹調、做手藝，還常出去表演和別的社區交流，擴展了生活的層面！		1	0.9%
從沒有朋友到有朋友(人際關係拓展了)		1	0.9%
心情健康精神好，人際關係互動皆較好，樂意幫忙他人		1	0.9%
心情寬鬆、樂意幫助別人		1	0.9%
心情很好		1	0.9%
心情愉悅感覺良好、受到關懷		1	0.9%
心情較開朗，與人互動較好		1	0.9%
心情開朗、愉快、不亂想		1	0.9%
心胸更寬闊，提升人際關係，與人相處和睦		1	0.9%
快樂		1	0.9%
快樂、互動多		1	0.9%
感覺受到重視、心情開朗快樂		1	0.9%
感覺受到關懷、受到重視、心情愉快		1	0.9%
感覺身體很好，很快樂		1	0.9%

c3: 使用據點的服務後，對您生活最大的影響是什麼

Value	Label	Cases	Percentage
感謝志工們的付出及無私的奉獻，及同伴們的無私甘願付		1	0.9%
懂得關懷別人，人際關係也較好，生活也踏實，在整個大		1	0.9%
我助人人，人人助我。發揮寬以待人的剩餘價值		1	0.9%
我是鄰長，我也加入志工，對社區更能了解需要，更能幫助更多的人		1	0.9%
我覺得有人常開心問候我，心情變得比較開朗		1	0.9%
日子過得充實、精神愉快		1	0.9%
日子過得充實，認識更多朋友		1	0.9%
日常生活多心靈上較充實		1	0.9%
時時有人關懷，處處有溫情，人人都可愛，社區很充實		1	0.9%
更珍惜與家人的感情，會主動幫助人，心情好，身體更健康		1	0.9%
有人可聊天		1	0.9%
有人關心、問好，注意我的生活起居		1	0.9%
有人關心、有人關懷、心情愉快		1	0.9%
有同伴可以一起做事、運動、聊天，也可以出去走走，去表演和別的社區聯誼、吃飯，做了許多以前沒做的事！生活變得很充實！		1	0.9%
有地方可以跟大家聊天，知道社區裡的大		1	0.9%

c3: 使用據點的服務後，對您生活最大的影響是什麼

Value	Label	Cases	Percentage
小事，還有人定期關心我的健康、服藥情形，即使一個人住，女兒們也不用擔心！			
有益健康、交些朋友		1	0.9%
朋友增加很多，健康講座，知識也增進很多與人的相處關係良好		1	0.9%
朋友多，精神層面豐富，能夠付出能力，快樂增加		1	0.9%
朋友比較多，知道社區辦的活動，增進自己的能力和視野，融入人群，生活比較多采多姿，心情較開朗！		1	0.9%
服務後自我成長了許多，也可透過據點服務下讓自己保持身心健康		1	0.9%
服務是人生的樂趣，一方面可以多結交談得來的朋友，另一方面也可得知周圍之朋友的健康及生活起居的狀況		1	0.9%
樂於助人		1	0.9%
每周四固定參與，有休閒感		1	0.9%
每天就覺得今天是美好的一天，享受空氣陽光熱愛每一天，活著真好，覺得健康可以透過我的努力更健康，不僅活的長，活得健康快樂，是我努力的目標。交到很多好友，		1	0.9%
比較會關心別人，並接受他人關懷		1	0.9%
比較看得開，心情舒暢，不會憂鬱		1	0.9%

c3: 使用據點的服務後，對您生活最大的影響是什麼

Value	Label	Cases	Percentage
沒有影響		1	0.9%
滿懷欣喜、增長智慧、既可服務社區民眾、更促進自我身		1	0.9%
生活充實，人間到處有溫暖		1	0.9%
生活充實，生活圈更擴大，人與人互動更好		1	0.9%
生活品質較好，朋友較多		1	0.9%
生活愉快充滿喜樂		1	0.9%
生活更充實		1	0.9%
生活更加充實，也認識更多的朋友，體力比之前好，精神更佳		1	0.9%
生活有規律，達到運動健康，提升生活品質		1	0.9%
生活較有樂趣，時間到就會想去活動中心走走		1	0.9%
生活較有趣，認識更多朋友		1	0.9%
生活較有重心，也多了旅遊的次數，出門的機會變多，人也較快樂，身體也較健康，又多交了好多好朋友，真棒！		1	0.9%
生活過得很精采，不再覺得人生無趣		1	0.9%
生活過得很精采，日子過得更充實		1	0.9%
當我遇到困難時，有人會幫助我，因為我視力不好，而且自己一個人住，使用服務後，認識了很多，大家互相關懷情感覺得很溫暖！		1	0.9%
精神好，有信仰，朋友較多		1	0.9%

c3: 使用據點的服務後，對您生活最大的影響是什麼

Value	Label	Cases	Percentage
結交更多的朋友，人際關係良好，每天過得愉快		1	0.9%
結交知心朋友		1	0.9%
能為人服務，與據點能關心社區長者		1	0.9%
自我成長、人際互動良好		1	0.9%
自我成長提升許多，在據點服務後，可以認識大家，並與大家相處愉快		1	0.9%
自我成長，身體、精神皆愉悅，生活更加充實		1	0.9%
與社區的人，有較多的互動，比較知道自己的身體狀況及一些醫療常識，也可以活動筋骨		1	0.9%
與社區里民更拉近距離，與志工感情更融洽		1	0.9%
認識很多人，懂很多事情，學到互相關心，互相幫助，心情很愉快！		1	0.9%
認識更多的里民及生活百態，更珍惜現在的自己，使我生		1	0.9%
身心健康		1	0.9%
身心變得更愉快，人際溝通互動也更好了		1	0.9%
身邊有人就近照顧，心情較好，生活比較充實，看病次數		1	0.9%
身體健康		2	1.9%
身體健康，人際互動好		1	0.9%
身體健康，人際互動較好、快樂		1	0.9%
身體比較活潑健康，關懷別		1	0.9%

# c3: 使用據點的服務後，對您生活最大的影響是什麼			
Value	Label	Cases	Percentage
人自己也很快樂，為社區服務感到滿足			
身體較健康及快樂		1	<div></div> 0.9%
鄰居相處互動更融洽		1	<div></div> 0.9%
關心社區動態，促進身心健康，關懷長者，奉獻社會。		1	<div></div> 0.9%
關心關懷據點一切資料的整理建檔，較有忙碌的工作及生		1	<div></div> 0.9%
關懷在地長者，更多與鄰里互動		1	<div></div> 0.9%
隨時有人關心		1	<div></div> 0.9%
Warning: these figures indicate the number of cases found in the data file. They cannot be interpreted as summary statistics of the population of interest.			
# d1_1: 據點服務品質-我覺得據點的相關設施，設備與器材是夠完善的			
Information	[Type= discrete] [Format=numeric] [Range= 1-5] [Missing=*/999]		
Statistics [NW/ W]	[Valid=320 /-] [Invalid=9 /-]		
Value	Label	Cases	Percentage
1	非常不同意	0	
2	不同意	12	<div></div> 3.8%
3	普通	99	<div></div> 30.9%
4	同意	176	<div></div> 55.0%
5	非常同意	33	<div></div> 10.3%
999		9	
Warning: these figures indicate the number of cases found in the data file. They cannot be interpreted as summary statistics of the population of interest.			
# d1_2: 據點服務品質-我覺得據點的環境是安全的			
Information	[Type= discrete] [Format=numeric] [Range= 1-5] [Missing=*/999]		
Statistics [NW/ W]	[Valid=319 /-] [Invalid=10 /-]		
Value	Label	Cases	Percentage
1	非常不同意	0	
2	不同意	0	
3	普通	34	<div></div> 10.7%
4	同意	218	<div></div> 68.3%
5	非常同意	67	<div></div> 21.0%
999		10	
Warning: these figures indicate the number of cases found in the data file. They cannot be interpreted as summary statistics of the population of interest.			
# d1_3: 據點服務品質-我覺得據點設置在交通方便到達的地方			
Information	[Type= discrete] [Format=numeric] [Range= 1-5] [Missing=*/999]		
Statistics [NW/ W]	[Valid=321 /-] [Invalid=8 /-]		

# d1_3: 據點服務品質-我覺得據點設置在交通方便到達的地方			
Value	Label	Cases	Percentage
1	非常不同意	0	
2	不同意	2	0.6%
3	普通	30	9.3%
4	同意	218	67.9%
5	非常同意	71	22.1%
999		8	
Warning: these figures indicate the number of cases found in the data file. They cannot be interpreted as summary statistics of the population of interest.			
# d1_4: 據點服務品質-我覺得據點的服務資訊對於服務使用者是公開的			
Information	[Type= discrete] [Format=numeric] [Range= 1-5] [Missing=*/999]		
Statistics [NW/ W]	[Valid=324 -/] [Invalid=5 -/]		
Value	Label	Cases	Percentage
1	非常不同意	0	
2	不同意	5	1.5%
3	普通	20	6.2%
4	同意	241	74.4%
5	非常同意	58	17.9%
999		5	
Warning: these figures indicate the number of cases found in the data file. They cannot be interpreted as summary statistics of the population of interest.			
# d1_5: 據點服務品質-我覺得據點的服務人員對我的服務態度是尊重的			
Information	[Type= discrete] [Format=numeric] [Range= 1-5] [Missing=*/999]		
Statistics [NW/ W]	[Valid=323 -/] [Invalid=6 -/]		
Value	Label	Cases	Percentage
1	非常不同意	0	
2	不同意	0	
3	普通	16	5.0%
4	同意	217	67.2%
5	非常同意	90	27.9%
999		6	
Warning: these figures indicate the number of cases found in the data file. They cannot be interpreted as summary statistics of the population of interest.			
# d1_6: 據點服務品質-我覺得據點的服務人員具備服務所需的必要知識與技能			
Information	[Type= discrete] [Format=numeric] [Range= 1-5] [Missing=*/999]		
Statistics [NW/ W]	[Valid=323 -/] [Invalid=6 -/]		
Value	Label	Cases	Percentage
1	非常不同意	1	0.3%
2	不同意	3	0.9%
3	普通	32	9.9%
4	同意	233	72.1%
5	非常同意	54	16.7%
999		6	
Warning: these figures indicate the number of cases found in the data file. They cannot be interpreted as summary statistics of the population of interest.			
# d1_7: 據點服務品質-我覺得據點的服務人員可以掌握我的需求, 並提供個別化的服務			
Information	[Type= discrete] [Format=numeric] [Range= 1-5] [Missing=*/999]		

# d1_7: 據點服務品質-我覺得據點的服務人員可以掌握我的需求, 並提供個別化的服務			
Statistics [NW/ W]		[Valid=323 /-] [Invalid=6 /-]	
Value	Label	Cases	Percentage
1	非常不同意	0	
2	不同意	1	0.3%
3	普通	48	14.9%
4	同意	215	66.6%
5	非常同意	59	18.3%
999		6	
Warning: these figures indicate the number of cases found in the data file. They cannot be interpreted as summary statistics of the population of interest.			
# d1_8: 據點服務品質-我覺得據點的服務人員可以用簡單易懂的語言與我溝通			
Information		[Type= discrete] [Format=numeric] [Range= 1-5] [Missing=*/999]	
Statistics [NW/ W]		[Valid=324 /-] [Invalid=5 /-]	
Value	Label	Cases	Percentage
1	非常不同意	0	
2	不同意	0	
3	普通	19	5.9%
4	同意	224	69.1%
5	非常同意	81	25.0%
999		5	
Warning: these figures indicate the number of cases found in the data file. They cannot be interpreted as summary statistics of the population of interest.			
# d1_9: 據點服務品質-我覺得據點的服務可以讓我有適當的管道表達意見			
Information		[Type= discrete] [Format=numeric] [Range= 1-5] [Missing=*/999]	
Statistics [NW/ W]		[Valid=324 /-] [Invalid=5 /-]	
Value	Label	Cases	Percentage
1	非常不同意	0	
2	不同意	0	
3	普通	25	7.7%
4	同意	238	73.5%
5	非常同意	61	18.8%
999		5	
Warning: these figures indicate the number of cases found in the data file. They cannot be interpreted as summary statistics of the population of interest.			
# d1_10: 據點服務品質-我覺得據點的服務可以讓我選擇我所需求的服務			
Information		[Type= discrete] [Format=numeric] [Range= 1-5] [Missing=*/999]	
Statistics [NW/ W]		[Valid=322 /-] [Invalid=7 /-]	
Value	Label	Cases	Percentage
1	非常不同意	0	
2	不同意	1	0.3%
3	普通	35	10.9%
4	同意	241	74.8%
5	非常同意	45	14.0%
999		7	
Warning: these figures indicate the number of cases found in the data file. They cannot be interpreted as summary statistics of the population of interest.			

# d1_11: 據點服務品質-我覺得據點的服務是以穩定的方式提供服務			
Information	[Type= discrete] [Format=numeric] [Range= 1-5] [Missing=*/999]		
Statistics [NW/ W]	[Valid=322 /-] [Invalid=7 /-]		
Value	Label	Cases	Percentage
1	非常不同意	0	
2	不同意	1	0.3%
3	普通	19	5.9%
4	同意	237	73.6%
5	非常同意	65	20.2%
999		7	
Warning: these figures indicate the number of cases found in the data file. They cannot be interpreted as summary statistics of the population of interest.			
# d1_12: 據點服務品質-我覺得據點提供不同背景的人公平的使用服務			
Information	[Type= discrete] [Format=numeric] [Range= 1-5] [Missing=*/999]		
Statistics [NW/ W]	[Valid=323 /-] [Invalid=6 /-]		
Value	Label	Cases	Percentage
1	非常不同意	0	
2	不同意	3	0.9%
3	普通	20	6.2%
4	同意	235	72.8%
5	非常同意	65	20.1%
999		6	
Warning: these figures indicate the number of cases found in the data file. They cannot be interpreted as summary statistics of the population of interest.			
# d1_13: 據點服務品質-我覺得據點的服務是具有持續性的			
Information	[Type= discrete] [Format=numeric] [Range= 1-5] [Missing=*/999]		
Statistics [NW/ W]	[Valid=323 /-] [Invalid=6 /-]		
Value	Label	Cases	Percentage
1	非常不同意	0	
2	不同意	0	
3	普通	18	5.6%
4	同意	220	68.1%
5	非常同意	85	26.3%
999		6	
Warning: these figures indicate the number of cases found in the data file. They cannot be interpreted as summary statistics of the population of interest.			
# d1_14: 據點服務品質-我覺得據點的服務符合成本效益			
Information	[Type= discrete] [Format=numeric] [Range= 1-5] [Missing=*/999]		
Statistics [NW/ W]	[Valid=322 /-] [Invalid=7 /-]		
Value	Label	Cases	Percentage
1	非常不同意	1	0.3%
2	不同意	3	0.9%
3	普通	52	16.1%
4	同意	223	69.3%
5	非常同意	43	13.4%
999		7	
Warning: these figures indicate the number of cases found in the data file. They cannot be interpreted as summary statistics of the population of interest.			

# d1_15: 據點服務品質-我覺得據點的服務能達到據點設置的目標			
Information	[Type= discrete] [Format=numeric] [Range= 1-5] [Missing=*/999]		
Statistics [NW/ W]	[Valid=323 /-] [Invalid=6 /-]		
Value	Label	Cases	Percentage
1	非常不同意	0	
2	不同意	0	
3	普通	27	<div><div></div></div> 8.4%
4	同意	223	<div><div></div></div> 69.0%
5	非常同意	73	<div><div></div></div> 22.6%
999		6	
Warning: these figures indicate the number of cases found in the data file. They cannot be interpreted as summary statistics of the population of interest.			
# d2_16: 據點未來性-我願意繼續使用據點的服務			
Information	[Type= discrete] [Format=numeric] [Range= 1-5] [Missing=*/999]		
Statistics [NW/ W]	[Valid=321 /-] [Invalid=8 /-]		
Value	Label	Cases	Percentage
1	非常不同意	0	
2	不同意	0	
3	普通	15	<div><div></div></div> 4.7%
4	同意	214	<div><div></div></div> 66.7%
5	非常同意	92	<div><div></div></div> 28.7%
999		8	
Warning: these figures indicate the number of cases found in the data file. They cannot be interpreted as summary statistics of the population of interest.			
# d2_17: 據點未來性-我認為據點的服務應該繼續推動			
Information	[Type= discrete] [Format=numeric] [Range= 1-5] [Missing=*/999]		
Statistics [NW/ W]	[Valid=323 /-] [Invalid=6 /-]		
Value	Label	Cases	Percentage
1	非常不同意	0	
2	不同意	0	
3	普通	13	<div><div></div></div> 4.0%
4	同意	211	<div><div></div></div> 65.3%
5	非常同意	99	<div><div></div></div> 30.7%
999		6	
Warning: these figures indicate the number of cases found in the data file. They cannot be interpreted as summary statistics of the population of interest.			
# d2_18: 據點未來性-我認為據點的服務應該於全國各地推廣			
Information	[Type= discrete] [Format=numeric] [Range= 1-5] [Missing=*/999]		
Statistics [NW/ W]	[Valid=323 /-] [Invalid=6 /-]		
Value	Label	Cases	Percentage
1	非常不同意	0	
2	不同意	1	<div><div></div></div> 0.3%
3	普通	19	<div><div></div></div> 5.9%
4	同意	219	<div><div></div></div> 67.8%
5	非常同意	84	<div><div></div></div> 26.0%
999		6	
Warning: these figures indicate the number of cases found in the data file. They cannot be interpreted as summary statistics of the population of interest.			

# d2_19: 據點未來性-我樂於推薦朋友來使用據點的服務			
Information	[Type= discrete] [Format=numeric] [Range= 1-5] [Missing=*/999]		
Statistics [NW/ W]	[Valid=322 /-] [Invalid=7 /-]		
Value	Label	Cases	Percentage
1	非常不同意	0	
2	不同意	1	0.3%
3	普通	17	5.3%
4	同意	227	70.5%
5	非常同意	77	23.9%
999		7	
Warning: these figures indicate the number of cases found in the data file. They cannot be interpreted as summary statistics of the population of interest.			
# d2_20: 據點未來性-若未來服務費用需要部分自行負擔, 我仍願意繼續使用據點的服務			
Information	[Type= discrete] [Format=numeric] [Range= 1-5] [Missing=*/999]		
Statistics [NW/ W]	[Valid=318 /-] [Invalid=11 /-]		
Value	Label	Cases	Percentage
1	非常不同意	5	1.6%
2	不同意	31	9.7%
3	普通	34	10.7%
4	同意	196	61.6%
5	非常同意	52	16.4%
999		11	
Warning: these figures indicate the number of cases found in the data file. They cannot be interpreted as summary statistics of the population of interest.			
# d2_21: 據點未來性-若據點的服務需要持續性付費, 我每月願意負擔(元)			
Information	[Type= discrete] [Format=numeric] [Range= 0-2000] [Missing=*/999]		
Statistics [NW/ W]	[Valid=260 /-] [Invalid=69 /-]		
Value	Label	Cases	Percentage
0		100	38.5%
50		13	5.0%
88		1	0.4%
100		29	11.2%
120		2	0.8%
150		5	1.9%
200		44	16.9%
250		5	1.9%
300		24	9.2%
350		2	0.8%
450		2	0.8%
500		24	9.2%
600		1	0.4%
1000		7	2.7%
2000		1	0.4%
999		69	
Warning: these figures indicate the number of cases found in the data file. They cannot be interpreted as summary statistics of the population of interest.			
# d2_22: 據點未來性-除了目前的服務項目, 您認為據點需要發展何種類型的服務			
Information	[Type= discrete] [Format=character] [Missing=*]		

d2_22: 據點未來性-除了目前的服務項目，您認為據點需要發展何種類型的服務

Statistics [NW/ W]		[Valid=34 /-] [Invalid=0 /-]	
Value	Label	Cases	Percentage
不知道		1	2.9%
個人化特性的服務		1	2.9%
全民服務		1	2.9%
全面性、深入社區，最好有日間照		1	2.9%
只要是對老年人好的皆可		1	2.9%
可學些手藝		1	2.9%
增進社區服務（才藝課程）		1	2.9%
多一點運動器材		1	2.9%
多元化		1	2.9%
多功能		1	2.9%
多增加運動器材		1	2.9%
多辦活動，需有專門的人來帶動，		1	2.9%
學習各式才藝		1	2.9%
居家打掃、陪伴聊天		1	2.9%
希望增設按摩椅		1	2.9%
我覺得據點的服務很周到很好		1	2.9%
普遍性		1	2.9%
有些老人不喜歡走出來		1	2.9%
沒意見		1	2.9%
特別對弱勢群之服務		1	2.9%
獨居老人送餐服務		1	2.9%
看里民有何需求，能做的就幫忙		1	2.9%
紓壓、按摩		1	2.9%
老人空間的互助		1	2.9%
能協助、不便自己過馬路的長輩過馬路		1	2.9%
舉辦一年一次或兩次65歲以上老人		1	2.9%
觀摩、促進社區互動		1	2.9%

d2_22: 據點未來性-除了目前的服務項目，您認為據點需要發展何種類型的服務

Value	Label	Cases	Percentage
資訊老人問題、妥善照顧問題		1	2.9%
運動型服務：包括健走、健康促進		1	2.9%
都可以		1	2.9%
都很好		1	2.9%
醫療服務，正當法律規則指導		1	2.9%
醫療，健身運動(肢體手、腳)		1	2.9%
類似運動、手動、邊手動的物品、		1	2.9%

Warning: these figures indicate the number of cases found in the data file. They cannot be interpreted as summary statistics of the population of interest.

# d2_23: 據點未來性-您對據點的服務有什麼其他的建議			
Information		[Type= discrete] [Format=character] [Missing=*]	
Statistics [NW/ W]		[Valid=21 /-] [Invalid=0 /-]	
Value	Label	Cases	Percentage
以愛心做善事之精神服務		1	4.8%
免費教學英文初級或日語教學		1	4.8%
加強弱勢群的服務		1	4.8%
可以讓小孩子活動或遊戲的設施，因為有時孫子沒上學一起來		1	4.8%
增加"3C"方面的教育學習		1	4.8%
多辦一些推廣活動，使更多人參與		1	4.8%
很好		2	9.5%
很好、沒有		1	4.8%
志工問題，向心力尚加強		1	4.8%
持續下去		1	4.8%
政府要深入了解、配合		1	4.8%
沒意見		1	4.8%
沒意見0		1	4.8%
深入住家，掌握社區居民的資訊		1	4.8%
無		1	4.8%
老人空間的關懷		1	4.8%
要多人來參加		1	4.8%
設置健身器材，提供雜誌、期刊、報紙。如果這樣關懷據點可考慮每天開放。		1	4.8%
陪伴老人志工		1	4.8%
陪同看病及接送醫院		1	4.8%
Warning: these figures indicate the number of cases found in the data file. They cannot be interpreted as summary statistics of the population of interest.			
# e1: 日常生活活動功能-進食			
Information		[Type= discrete] [Format=numeric] [Range= 0-3] [Missing=*/999]	
Statistics [NW/ W]		[Valid=323 /-] [Invalid=6 /-]	
Value	Label	Cases	Percentage
0	沒有困難	314	97.2%
1	有些困難	7	2.2%

# e1: 日常生活活動功能_進食			
Value	Label	Cases	Percentage
2	非常困難	1	0.3%
3	完全不能做	1	0.3%
999		6	
Warning: these figures indicate the number of cases found in the data file. They cannot be interpreted as summary statistics of the population of interest.			
# e2: 日常生活活動功能_洗澡			
Information	[Type= discrete] [Format=numeric] [Range= 0-3] [Missing=*/999]		
Statistics [NW/ W]	[Valid=323 /-] [Invalid=6 /-]		
Value	Label	Cases	Percentage
0	沒有困難	309	95.7%
1	有些困難	8	2.5%
2	非常困難	3	0.9%
3	完全不能做	3	0.9%
999		6	
Warning: these figures indicate the number of cases found in the data file. They cannot be interpreted as summary statistics of the population of interest.			
# e3: 日常生活活動功能_穿脫衣服			
Information	[Type= discrete] [Format=numeric] [Range= 0-3] [Missing=*/999]		
Statistics [NW/ W]	[Valid=323 /-] [Invalid=6 /-]		
Value	Label	Cases	Percentage
0	沒有困難	309	95.7%
1	有些困難	9	2.8%
2	非常困難	3	0.9%
3	完全不能做	2	0.6%
999		6	
Warning: these figures indicate the number of cases found in the data file. They cannot be interpreted as summary statistics of the population of interest.			
# e4: 日常生活活動功能_上廁所			
Information	[Type= discrete] [Format=numeric] [Range= 0-3] [Missing=*/999]		
Statistics [NW/ W]	[Valid=323 /-] [Invalid=6 /-]		
Value	Label	Cases	Percentage
0	沒有困難	310	96.0%
1	有些困難	9	2.8%
2	非常困難	2	0.6%
3	完全不能做	2	0.6%
999		6	
Warning: these figures indicate the number of cases found in the data file. They cannot be interpreted as summary statistics of the population of interest.			
# e5: 日常生活活動功能_上下床			
Information	[Type= discrete] [Format=numeric] [Range= 0-3] [Missing=*/999]		
Statistics [NW/ W]	[Valid=323 /-] [Invalid=6 /-]		
Value	Label	Cases	Percentage
0	沒有困難	308	95.4%
1	有些困難	10	3.1%
2	非常困難	4	1.2%
3	完全不能做	1	0.3%

# e5: 日常生活活動功能_上下床			
Value	Label	Cases	Percentage
999		6	
Warning: these figures indicate the number of cases found in the data file. They cannot be interpreted as summary statistics of the population of interest.			
# e6: 日常生活活動功能_室內走動			
Information	[Type= discrete] [Format=numeric] [Range= 0-3] [Missing=*/999]		
Statistics [NW/ W]	[Valid=323 /-] [Invalid=6 /-]		
Value	Label	Cases	Percentage
0	沒有困難	304	<div><div></div></div> 94.1%
1	有些困難	16	<div><div></div></div> 5.0%
2	非常困難	1	<div><div></div></div> 0.3%
3	完全不能做	2	<div><div></div></div> 0.6%
999		6	
Warning: these figures indicate the number of cases found in the data file. They cannot be interpreted as summary statistics of the population of interest.			
# f1: 工具性日常生活活動功能_烹飪煮食			
Information	[Type= discrete] [Format=numeric] [Range= 0-3] [Missing=*/999]		
Statistics [NW/ W]	[Valid=322 /-] [Invalid=7 /-]		
Value	Label	Cases	Percentage
0	沒有困難	293	<div><div></div></div> 91.0%
1	有些困難	18	<div><div></div></div> 5.6%
2	非常困難	4	<div><div></div></div> 1.2%
3	完全不能做	7	<div><div></div></div> 2.2%
999		7	
Warning: these figures indicate the number of cases found in the data file. They cannot be interpreted as summary statistics of the population of interest.			
# f2: 工具性日常生活活動功能_外出買菜			
Information	[Type= discrete] [Format=numeric] [Range= 0-3] [Missing=*/999]		
Statistics [NW/ W]	[Valid=321 /-] [Invalid=8 /-]		
Value	Label	Cases	Percentage
0	沒有困難	283	<div><div></div></div> 88.2%
1	有些困難	22	<div><div></div></div> 6.9%
2	非常困難	7	<div><div></div></div> 2.2%
3	完全不能做	9	<div><div></div></div> 2.8%
999		8	
Warning: these figures indicate the number of cases found in the data file. They cannot be interpreted as summary statistics of the population of interest.			
# f3: 工具性日常生活活動功能_使用電話			
Information	[Type= discrete] [Format=numeric] [Range= 0-3] [Missing=*/999]		
Statistics [NW/ W]	[Valid=322 /-] [Invalid=7 /-]		
Value	Label	Cases	Percentage
0	沒有困難	306	<div><div></div></div> 95.0%
1	有些困難	9	<div><div></div></div> 2.8%
2	非常困難	2	<div><div></div></div> 0.6%
3	完全不能做	5	<div><div></div></div> 1.6%
999		7	
Warning: these figures indicate the number of cases found in the data file. They cannot be interpreted as summary statistics of the population of interest.			

# f4: 工具性日常生活活動功能_服用藥物			
Information	[Type= discrete] [Format=numeric] [Range= 0-3] [Missing=*/999]		
Statistics [NW/ W]	[Valid=322 /-] [Invalid=7 /-]		
Value	Label	Cases	Percentage
0	沒有困難	306	<div><div></div></div> 95.0%
1	有些困難	11	<div><div></div></div> 3.4%
2	非常困難	1	<div><div></div></div> 0.3%
3	完全不能做	4	<div><div></div></div> 1.2%
999		7	
Warning: these figures indicate the number of cases found in the data file. They cannot be interpreted as summary statistics of the population of interest.			
# f5: 工具性日常生活活動功能_做輕鬆家務			
Information	[Type= discrete] [Format=numeric] [Range= 0-3] [Missing=*/999]		
Statistics [NW/ W]	[Valid=322 /-] [Invalid=7 /-]		
Value	Label	Cases	Percentage
0	沒有困難	295	<div><div></div></div> 91.6%
1	有些困難	16	<div><div></div></div> 5.0%
2	非常困難	3	<div><div></div></div> 0.9%
3	完全不能做	8	<div><div></div></div> 2.5%
999		7	
Warning: these figures indicate the number of cases found in the data file. They cannot be interpreted as summary statistics of the population of interest.			
# f6: 工具性日常生活活動功能_洗衣服			
Information	[Type= discrete] [Format=numeric] [Range= 0-3] [Missing=*/999]		
Statistics [NW/ W]	[Valid=322 /-] [Invalid=7 /-]		
Value	Label	Cases	Percentage
0	沒有困難	294	<div><div></div></div> 91.3%
1	有些困難	19	<div><div></div></div> 5.9%
2	非常困難	0	<div><div></div></div>
3	完全不能做	9	<div><div></div></div> 2.8%
999		7	
Warning: these figures indicate the number of cases found in the data file. They cannot be interpreted as summary statistics of the population of interest.			
# f7: 工具性日常生活活動功能_打掃家裡			
Information	[Type= discrete] [Format=numeric] [Range= 0-3] [Missing=*/999]		
Statistics [NW/ W]	[Valid=321 /-] [Invalid=8 /-]		
Value	Label	Cases	Percentage
0	沒有困難	260	<div><div></div></div> 81.0%
1	有些困難	43	<div><div></div></div> 13.4%
2	非常困難	9	<div><div></div></div> 2.8%
3	完全不能做	9	<div><div></div></div> 2.8%
999		8	
Warning: these figures indicate the number of cases found in the data file. They cannot be interpreted as summary statistics of the population of interest.			
# f8: 工具性日常生活活動功能_理財			
Information	[Type= discrete] [Format=numeric] [Range= 0-3] [Missing=*/999]		
Statistics [NW/ W]	[Valid=322 /-] [Invalid=7 /-]		

# f8: 工具性日常生活活動功能_理財			
Value	Label	Cases	Percentage
0	沒有困難	295	<div><div></div></div> 91.6%
1	有些困難	19	<div><div></div></div> 5.9%
2	非常困難	1	<div><div></div></div> 0.3%
3	完全不能做	7	<div><div></div></div> 2.2%
999		7	
Warning: these figures indicate the number of cases found in the data file. They cannot be interpreted as summary statistics of the population of interest.			
# g1: 整體自評健康_行動			
Information	[Type= discrete] [Format=numeric] [Range= 1-3] [Missing=*/999]		
Statistics [NW/ W]	[Valid=323 /-] [Invalid=6 /-]		
Value	Label	Cases	Percentage
1	我可以四處走動，沒有任何問題	295	<div><div></div></div> 91.3%
2	我行動有些不便	26	<div><div></div></div> 8.0%
3	我臥病在床	2	<div><div></div></div> 0.6%
999		6	
Warning: these figures indicate the number of cases found in the data file. They cannot be interpreted as summary statistics of the population of interest.			
# g2: 整體自評健康_自我照顧			
Information	[Type= discrete] [Format=numeric] [Range= 1-3] [Missing=*/999]		
Statistics [NW/ W]	[Valid=323 /-] [Invalid=6 /-]		
Value	Label	Cases	Percentage
1	我能照顧自己，沒有任何問題	310	<div><div></div></div> 96.0%
2	我在盥洗、洗澡或穿衣方面有些問題	8	<div><div></div></div> 2.5%
3	我無法自己盥洗、洗澡或穿衣	5	<div><div></div></div> 1.5%
999		6	
Warning: these figures indicate the number of cases found in the data file. They cannot be interpreted as summary statistics of the population of interest.			
# g3: 整體自評健康_平常活動			
Information	[Type= discrete] [Format=numeric] [Range= 1-3] [Missing=*/999]		
Statistics [NW/ W]	[Valid=322 /-] [Invalid=7 /-]		
Value	Label	Cases	Percentage
1	我能從事平常活動，沒有任何問題	292	<div><div></div></div> 90.7%
2	我在從事平常活動方面有些問題	27	<div><div></div></div> 8.4%
3	我無法從事平常活動	3	<div><div></div></div> 0.9%
999		7	
Warning: these figures indicate the number of cases found in the data file. They cannot be interpreted as summary statistics of the population of interest.			
# g4: 整體自評健康_疼痛/不舒服			
Information	[Type= discrete] [Format=numeric] [Range= 1-3] [Missing=*/999]		
Statistics [NW/ W]	[Valid=322 /-] [Invalid=7 /-]		
Value	Label	Cases	Percentage
1	我沒有任何疼痛或不舒服	232	<div><div></div></div> 72.0%
2	我覺得中度疼痛或不舒服	87	<div><div></div></div> 27.0%
3	我覺得極度疼痛或不舒服	3	<div><div></div></div> 0.9%
999		7	
Warning: these figures indicate the number of cases found in the data file. They cannot be interpreted as summary statistics of the population of interest.			

# g5: 整體自評健康_焦慮/沮喪			
Information		[Type= discrete] [Format=numeric] [Range= 1-3] [Missing=*/999]	
Statistics [NW/ W]		[Valid=320 /-] [Invalid=9 /-]	
Value	Label	Cases	Percentage
1	我不覺得焦慮或沮喪	289	<div></div> 90.3%
2	我覺得中度焦慮或沮喪	29	<div></div> 9.1%
3	我覺得極度焦慮或沮喪	2	<div></div> 0.6%
999		9	
Warning: these figures indicate the number of cases found in the data file. They cannot be interpreted as summary statistics of the population of interest.			
# g6: 整體自評健康_健康狀態			
Information		[Type= discrete] [Format=numeric] [Range= 30-100] [Missing=*/999]	
Statistics [NW/ W]		[Valid=313 /-] [Invalid=16 /-]	
Value	Label	Cases	Percentage
30		2	<div></div> 0.6%
40		4	<div></div> 1.3%
45		1	<div></div> 0.3%
50		9	<div></div> 2.9%
60		28	<div></div> 8.9%
61		1	<div></div> 0.3%
62.5		1	<div></div> 0.3%
65		7	<div></div> 2.2%
70		52	<div></div> 16.6%
72		4	<div></div> 1.3%
75		11	<div></div> 3.5%
76		1	<div></div> 0.3%
78		1	<div></div> 0.3%
79		1	<div></div> 0.3%
80		79	<div></div> 25.2%
82		2	<div></div> 0.6%
83		2	<div></div> 0.6%
85		24	<div></div> 7.7%
86		1	<div></div> 0.3%
88		1	<div></div> 0.3%
89		2	<div></div> 0.6%
90		46	<div></div> 14.7%
91		1	<div></div> 0.3%
92		3	<div></div> 1.0%
93		1	<div></div> 0.3%
94		1	<div></div> 0.3%
95		8	<div></div> 2.6%
96		2	<div></div> 0.6%
97		2	<div></div> 0.6%
98		3	<div></div> 1.0%
100		12	<div></div> 3.8%
999		16	
Warning: these figures indicate the number of cases found in the data file. They cannot be interpreted as summary statistics of the population of interest.			

File : data2			
# id: 樣本編號			
Information		[Type= continuous] [Format=numeric] [Range= 1-37] [Missing=*]	
Statistics [NW/ W]		[Valid=36 /-] [Invalid=0 /-] [Mean=19.333 /-] [StdDev=10.784 /-]	
# a1: 承辦單位類型			
Information		[Type= discrete] [Format=numeric] [Range= 1-2] [Missing=*/999]	
Statistics [NW/ W]		[Valid=35 /-] [Invalid=1 /-]	
Value	Label	Cases	Percentage
1	社區發展協會	30	85.7%
2	里辦公處	5	14.3%
999		1	
Warning: these figures indicate the number of cases found in the data file. They cannot be interpreted as summary statistics of the population of interest.			
# a2: 承辦單位成立時間(民國)_年			
Information		[Type= continuous] [Format=numeric] [Range= 81-104] [Missing=*/999]	
Statistics [NW/ W]		[Valid=33 /-] [Invalid=3 /-] [Mean=93.333 /-] [StdDev=7.419 /-]	
# a3: 除了社區照顧關懷據點外, 是否還有承接其他政府方案			
Information		[Type= discrete] [Format=numeric] [Range= 0-1] [Missing=*/999]	
Statistics [NW/ W]		[Valid=35 /-] [Invalid=1 /-]	
Value	Label	Cases	Percentage
0	否	14	40.0%
1	是	21	60.0%
999		1	
Warning: these figures indicate the number of cases found in the data file. They cannot be interpreted as summary statistics of the population of interest.			
# a3_1: 承接其他政府方案? 社政單位			
Information		[Type= continuous] [Format=numeric] [Range= 0-4] [Missing=*/999]	
Statistics [NW/ W]		[Valid=32 /-] [Invalid=4 /-] [Mean=0.5 /-] [StdDev=1.047 /-]	
Value	Label	Cases	Percentage
999	missing	4	
Warning: these figures indicate the number of cases found in the data file. They cannot be interpreted as summary statistics of the population of interest.			
# a3_2: 承接其他政府方案? 衛政單位			
Information		[Type= continuous] [Format=numeric] [Range= 0-2] [Missing=*/999]	
Statistics [NW/ W]		[Valid=33 /-] [Invalid=3 /-] [Mean=0.182 /-] [StdDev=0.465 /-]	
Value	Label	Cases	Percentage
999	missing	3	
Warning: these figures indicate the number of cases found in the data file. They cannot be interpreted as summary statistics of the population of interest.			
# a3_3: 承接其他政府方案? 勞政單位			
Information		[Type= continuous] [Format=numeric] [Range= 0-2] [Missing=*/999]	
Statistics [NW/ W]		[Valid=34 /-] [Invalid=2 /-] [Mean=0.118 /-] [StdDev=0.409 /-]	
Value	Label	Cases	Percentage
999	missing	2	
Warning: these figures indicate the number of cases found in the data file. They cannot be interpreted as summary statistics of the population of interest.			

File : data2			
# a3_4: 承接其他政府方案? 教育單位			
Information	[Type= continuous] [Format=numeric] [Range= 0-1] [Missing=*/999]		
Statistics [NW/ W]	[Valid=34 /-] [Invalid=2 /-] [Mean=0.0294 /-] [StdDev=0.171 /-]		
Value	Label	Cases	Percentage
999	missing	2	
Warning: these figures indicate the number of cases found in the data file. They cannot be interpreted as summary statistics of the population of interest.			
# a3_5: 承接其他政府方案? 文化單位			
Information	[Type= continuous] [Format=numeric] [Range= 0-1] [Missing=*/999]		
Statistics [NW/ W]	[Valid=33 /-] [Invalid=3 /-] [Mean=0.333 /-] [StdDev=0.479 /-]		
Value	Label	Cases	Percentage
999	missing	3	
Warning: these figures indicate the number of cases found in the data file. They cannot be interpreted as summary statistics of the population of interest.			
# a3_6: 承接其他政府方案? 農委會			
Information	[Type= continuous] [Format=numeric] [Range= 0-1] [Missing=*/999]		
Statistics [NW/ W]	[Valid=34 /-] [Invalid=2 /-] [Mean=0.0588 /-] [StdDev=0.239 /-]		
Value	Label	Cases	Percentage
999	missing	2	
Warning: these figures indicate the number of cases found in the data file. They cannot be interpreted as summary statistics of the population of interest.			
# a3_7: 承接其他政府方案? 其他			
Information	[Type= discrete] [Format=character] [Missing=*]		
Statistics [NW/ W]	[Valid=1 /-] [Invalid=0 /-]		
Value	Label	Cases	Percentage
聖母廟慈		1	100.0%
Warning: these figures indicate the number of cases found in the data file. They cannot be interpreted as summary statistics of the population of interest.			
# a3_8: 承接其他政府方案? 其他單位補助案數			
Information	[Type= discrete] [Format=numeric] [Range= 1-1] [Missing=*/999]		
Statistics [NW/ W]	[Valid=1 /-] [Invalid=35 /-]		
Value	Label	Cases	Percentage
1		1	100.0%
Sysmiss		35	
Warning: these figures indicate the number of cases found in the data file. They cannot be interpreted as summary statistics of the population of interest.			
# b1_1: 據點開辦時間_年			
Information	[Type= continuous] [Format=numeric] [Range= 94-101] [Missing=*/999]		
Statistics [NW/ W]	[Valid=36 /-] [Invalid=0 /-] [Mean=96.611 /-] [StdDev=2.589 /-]		
Value	Label	Cases	Percentage
999	missing		
Warning: these figures indicate the number of cases found in the data file. They cannot be interpreted as summary statistics of the population of interest.			
# b1_2: 據點開辦時間_月			
Information	[Type= continuous] [Format=numeric] [Range= 1-10] [Missing=*/999]		
Statistics [NW/ W]	[Valid=28 /-] [Invalid=8 /-] [Mean=6.286 /-] [StdDev=2.72 /-]		

File : data2			
# b1_2: 據點開辦時間_月			
Value	Label	Cases	Percentage
999	missing	8	
Warning: these figures indicate the number of cases found in the data file. They cannot be interpreted as summary statistics of the population of interest.			
# b1_3: 據點現在服務的里數			
Information	[Type= continuous] [Format=numeric] [Range= 1-26] [Missing=*/999]		
Statistics [NW/ W]	[Valid=33 /-] [Invalid=3 /-] [Mean=2.242 /-] [StdDev=4.395 /-]		
# b2: 開辦據點之原始動機			
Information	[Type= discrete] [Format=numeric] [Range= 1-4] [Missing=*/999]		
Statistics [NW/ W]	[Valid=35 /-] [Invalid=1 /-]		
Value	Label	Cases	Percentage
1	配合政府政策成立	14	<div><div></div></div> 40.0%
2	爭取政府的補助經費	1	<div><div></div></div> 2.9%
3	社區的需求與共識	17	<div><div></div></div> 48.6%
4	個人理想	3	<div><div></div></div> 8.6%
999		1	
Warning: these figures indicate the number of cases found in the data file. They cannot be interpreted as summary statistics of the population of interest.			
# b3_1: 據點每週開放天數_天			
Information	[Type= continuous] [Format=numeric] [Range= 1-7] [Missing=*/999]		
Statistics [NW/ W]	[Valid=35 /-] [Invalid=1 /-] [Mean=5.414 /-] [StdDev=1.061 /-]		
# b3_2: 據點每天開放_小時			
Information	[Type= discrete] [Format=numeric] [Range= 2-10] [Missing=*/999]		
Statistics [NW/ W]	[Valid=34 /-] [Invalid=2 /-]		
Value	Label	Cases	Percentage
2		1	<div><div></div></div> 2.9%
4		8	<div><div></div></div> 23.5%
6		10	<div><div></div></div> 29.4%
7		2	<div><div></div></div> 5.9%
8		12	<div><div></div></div> 35.3%
10		1	<div><div></div></div> 2.9%
999		2	
Warning: these figures indicate the number of cases found in the data file. They cannot be interpreted as summary statistics of the population of interest.			
# b4_1: 據點設置地點建物所有權			
Information	[Type= discrete] [Format=numeric] [Range= 1-4] [Missing=*/999]		
Statistics [NW/ W]	[Valid=32 /-] [Invalid=4 /-]		
Value	Label	Cases	Percentage
1	自有	11	<div><div></div></div> 34.4%
2	租賃	0	
3	借用	10	<div><div></div></div> 31.2%
4	其他	11	<div><div></div></div> 34.4%
999		4	
Warning: these figures indicate the number of cases found in the data file. They cannot be interpreted as summary statistics of the population of interest.			

File : data2

b4_2: 據點設置場所

Information [Type= discrete] [Format=numeric] [Range= 1-6] [Missing=*/999]

Statistics [NW/ W] [Valid=36 /-] [Invalid=0 /-]

Value	Label	Cases	Percentage
1	社區活動中心	27	75.0%
2	老人文康活動中心	0	
3	宗教場所	4	11.1%
4	村里集會所	0	
5	民宅式住宅	5	13.9%
6	其他	0	

Warning: these figures indicate the number of cases found in the data file. They cannot be interpreted as summary statistics of the population of interest.

b5_1: 今年度申請經費補助的金額_萬元

Information [Type= continuous] [Format=numeric] [Range= 1-30] [Missing=*/999]

Statistics [NW/ W] [Valid=36 /-] [Invalid=0 /-] [Mean=16.649 /-] [StdDev=4.237 /-]

b5_2: 今年度通過補助的金額_萬元

Information [Type= continuous] [Format=numeric] [Range= 1-30] [Missing=*/999]

Statistics [NW/ W] [Valid=30 /-] [Invalid=6 /-] [Mean=15.841 /-] [StdDev=5.235 /-]

b5_3: 今年度實際支出_萬元

Information [Type= continuous] [Format=numeric] [Range= 1-216.64] [Missing=*/999]

Statistics [NW/ W] [Valid=30 /-] [Invalid=6 /-] [Mean=25.419 /-] [StdDev=36.767 /-]

b6: 「自籌經費」佔總經費之比例

Information [Type= continuous] [Format=numeric] [Range= 0-40] [Missing=*/999]

Statistics [NW/ W] [Valid=30 /-] [Invalid=6 /-] [Mean=16.477 /-] [StdDev=11.783 /-]

Value	Label	Cases	Percentage
999	missing	6	

Warning: these figures indicate the number of cases found in the data file. They cannot be interpreted as summary statistics of the population of interest.

b7_1: 向政府申請之補助項目為? 開辦設施設備費

Information [Type= discrete] [Format=numeric] [Range= 0-1] [Missing=*/999]

Statistics [NW/ W] [Valid=36 /-] [Invalid=0 /-]

Value	Label	Cases	Percentage
0	無	17	47.2%
1	有	19	52.8%

Warning: these figures indicate the number of cases found in the data file. They cannot be interpreted as summary statistics of the population of interest.

b7_2: 向政府申請之補助項目為? 充實設施設備費

Information [Type= discrete] [Format=numeric] [Range= 0-1] [Missing=*/999]

Statistics [NW/ W] [Valid=36 /-] [Invalid=0 /-]

Value	Label	Cases	Percentage
0	無	22	61.1%
1	有	14	38.9%

Warning: these figures indicate the number of cases found in the data file. They cannot be interpreted as summary statistics of the population of interest.

File : data2

b7_3: 向政府申請之補助項目為? 業務費

Information	[Type= discrete] [Format=numeric] [Range= 0-1] [Missing=*/999]
Statistics [NW/ W]	[Valid=36 /-] [Invalid=0 /-]

Value	Label	Cases	Percentage
0	無	6	<div><div></div></div> 16.7%
1	有	30	<div><div></div></div> 83.3%

Warning: these figures indicate the number of cases found in the data file. They cannot be interpreted as summary statistics of the population of interest.

b7_4: 向政府申請之補助項目為? 志工相關費用

Information	[Type= discrete] [Format=numeric] [Range= 0-1] [Missing=*/999]
Statistics [NW/ W]	[Valid=36 /-] [Invalid=0 /-]

Value	Label	Cases	Percentage
0	無	3	<div><div></div></div> 8.3%
1	有	33	<div><div></div></div> 91.7%

Warning: these figures indicate the number of cases found in the data file. They cannot be interpreted as summary statistics of the population of interest.

b7_5: 向政府申請之補助項目為? 人事費

Information	[Type= discrete] [Format=numeric] [Range= 0-1] [Missing=*/999]
Statistics [NW/ W]	[Valid=36 /-] [Invalid=0 /-]

Value	Label	Cases	Percentage
0	無	34	<div><div></div></div> 94.4%
1	有	2	<div><div></div></div> 5.6%

Warning: these figures indicate the number of cases found in the data file. They cannot be interpreted as summary statistics of the population of interest.

b7_6: 向政府申請之補助項目為? 其他

Information	[Type= discrete] [Format=character] [Missing=*]
Statistics [NW/ W]	[Valid=1 /-] [Invalid=0 /-]

Value	Label	Cases	Percentage
社會局、文化局、關懷		1	<div><div></div></div> 100.0%

Warning: these figures indicate the number of cases found in the data file. They cannot be interpreted as summary statistics of the population of interest.

b8: 是否為使用者付費?

Information	[Type= discrete] [Format=numeric] [Range= 0-1] [Missing=*/999]
Statistics [NW/ W]	[Valid=36 /-] [Invalid=0 /-]

Value	Label	Cases	Percentage
0	否	28	<div><div></div></div> 77.8%
1	是	8	<div><div></div></div> 22.2%

Warning: these figures indicate the number of cases found in the data file. They cannot be interpreted as summary statistics of the population of interest.

b8_1: 使用者付費原則_單次活動付費

Information	[Type= discrete] [Format=numeric] [Range= 0-1] [Missing=*/999]
Statistics [NW/ W]	[Valid=35 /-] [Invalid=1 /-]

Value	Label	Cases	Percentage
0	無	29	<div><div></div></div> 82.9%
1	有	6	<div><div></div></div> 17.1%
999		1	

File : data2			
# b8_1: 使用者付費原則_單次活動付費			
<i>Warning: these figures indicate the number of cases found in the data file. They cannot be interpreted as summary statistics of the population of interest.</i>			
# b8_2: 使用者付費原則_持續性服務付費			
Information	[Type= discrete] [Format=numeric] [Range= 0-1] [Missing=*/999]		
Statistics [NW/ W]	[Valid=35 /-] [Invalid=1 /-]		
Value	Label	Cases	Percentage
0	無	32	91.4%
1	有	3	8.6%
999		1	
<i>Warning: these figures indicate the number of cases found in the data file. They cannot be interpreted as summary statistics of the population of interest.</i>			
# b8_3: 持續性服務付費項目			
Information	[Type= discrete] [Format=character] [Missing=*]		
Statistics [NW/ W]	[Valid=6 /-] [Invalid=0 /-]		
Value	Label	Cases	Percentage
共餐		1	16.7%
卡拉ok		1	16.7%
場地費用		1	16.7%
旅遊		1	16.7%
每週二次供餐、銀髮族卡拉o		1	16.7%
清潔費		1	16.7%
<i>Warning: these figures indicate the number of cases found in the data file. They cannot be interpreted as summary statistics of the population of interest.</i>			
# b9: 據點服務轄區內65 歲以上老人_人			
Information	[Type= continuous] [Format=numeric] [Range= 13-1200] [Missing=*/999]		
Statistics [NW/ W]	[Valid=36 /-] [Invalid=0 /-] [Mean=389.167 /-] [StdDev=282.999 /-]		
Value	Label	Cases	Percentage
999	missing		
<i>Warning: these figures indicate the number of cases found in the data file. They cannot be interpreted as summary statistics of the population of interest.</i>			
# b10: 據點服務轄區內獨居老人_人			
Information	[Type= continuous] [Format=numeric] [Range= 0-300] [Missing=*/999]		
Statistics [NW/ W]	[Valid=36 /-] [Invalid=0 /-] [Mean=23.125 /-] [StdDev=50.229 /-]		
Value	Label	Cases	Percentage
999	missing		
<i>Warning: these figures indicate the number of cases found in the data file. They cannot be interpreted as summary statistics of the population of interest.</i>			
# b11: 據點服務轄區內身心障礙老人_人			
Information	[Type= continuous] [Format=numeric] [Range= 0-408] [Missing=*/999]		
Statistics [NW/ W]	[Valid=35 /-] [Invalid=1 /-] [Mean=36.886 /-] [StdDev=72.82 /-]		
Value	Label	Cases	Percentage
999	missing	1	
<i>Warning: these figures indicate the number of cases found in the data file. They cannot be interpreted as summary statistics of the population of interest.</i>			

File : data2				
# b12_1: 據點服務之其他對象(1)				
Information		[Type= discrete] [Format=character] [Missing=*]		
Statistics [NW/ W]		[Valid=10 /-] [Invalid=0 /-]		
Value	Label	Cases	Percentage	
低收入戶		1	<div></div>	10.0%
單親		1	<div></div>	10.0%
外籍配偶		1	<div></div>	10.0%
居民		1	<div></div>	10.0%
新住民		2	<div></div>	20.0%
早療兒童協助		1	<div></div>	10.0%
肢障		1	<div></div>	10.0%
身心障礙		1	<div></div>	10.0%
附近的幾個里		1	<div></div>	10.0%
Warning: these figures indicate the number of cases found in the data file. They cannot be interpreted as summary statistics of the population of interest.				
# b12_2: 據點服務之其他對象(1)_人				
Information		[Type= continuous] [Format=numeric] [Range= 4-2500] [Missing=*/999]		
Statistics [NW/ W]		[Valid=8 /-] [Invalid=28 /-] [Mean=344 /-] [StdDev=872.117 /-]		
Value	Label	Cases	Percentage	
999	missing	1		
Warning: these figures indicate the number of cases found in the data file. They cannot be interpreted as summary statistics of the population of interest.				
# b12_3: 據點服務之其他對象(2)				
Information		[Type= discrete] [Format=character] [Missing=*]		
Statistics [NW/ W]		[Valid=4 /-] [Invalid=0 /-]		
Value	Label	Cases	Percentage	
兒童		1	<div></div>	25.0%
外配		1	<div></div>	25.0%
精神障礙		1	<div></div>	25.0%
身障		1	<div></div>	25.0%
Warning: these figures indicate the number of cases found in the data file. They cannot be interpreted as summary statistics of the population of interest.				
# b12_4: 據點服務之其他對象(2)_人				
Information		[Type= continuous] [Format=numeric] [Range= 3-400] [Missing=*/999]		
Statistics [NW/ W]		[Valid=4 /-] [Invalid=32 /-] [Mean=109.5 /-] [StdDev=194.056 /-]		
# b13: 據點服務項目_館室服務				
Information		[Type= discrete] [Format=numeric] [Range= 0-1] [Missing=*/999]		
Statistics [NW/ W]		[Valid=36 /-] [Invalid=0 /-]		
Value	Label	Cases	Percentage	
0	無	0		
1	有	36	<div></div>	100.0%
Warning: these figures indicate the number of cases found in the data file. They cannot be interpreted as summary statistics of the population of interest.				
# b13_1: 據點服務項目_館室服務_量血壓				
Information		[Type= discrete] [Format=numeric] [Range= 0-1] [Missing=*/999]		
Statistics [NW/ W]		[Valid=36 /-] [Invalid=0 /-]		

File : data2

b13_1: 據點服務項目_館室服務_量血壓

Value	Label	Cases	Percentage
0	無	0	
1	有	36	100.0%

Warning: these figures indicate the number of cases found in the data file. They cannot be interpreted as summary statistics of the population of interest.

b13_2: 據點服務項目_館室服務_運動器材

Information	[Type= discrete] [Format=numeric] [Range= 0-1] [Missing=*/999]
Statistics [NW/ W]	[Valid=36 /-] [Invalid=0 /-]

Value	Label	Cases	Percentage
0	無	20	55.6%
1	有	16	44.4%

Warning: these figures indicate the number of cases found in the data file. They cannot be interpreted as summary statistics of the population of interest.

b13_3: 據點服務項目_館室服務_唱歌

Information	[Type= discrete] [Format=numeric] [Range= 0-1] [Missing=*/999]
Statistics [NW/ W]	[Valid=36 /-] [Invalid=0 /-]

Value	Label	Cases	Percentage
0	無	9	25.0%
1	有	27	75.0%

Warning: these figures indicate the number of cases found in the data file. They cannot be interpreted as summary statistics of the population of interest.

b13_4: 據點服務項目_館室服務_泡茶

Information	[Type= discrete] [Format=numeric] [Range= 0-1] [Missing=*/999]
Statistics [NW/ W]	[Valid=36 /-] [Invalid=0 /-]

Value	Label	Cases	Percentage
0	無	14	38.9%
1	有	22	61.1%

Warning: these figures indicate the number of cases found in the data file. They cannot be interpreted as summary statistics of the population of interest.

b13_5: 據點服務項目_館室服務_看電視

Information	[Type= discrete] [Format=numeric] [Range= 0-1] [Missing=*/999]
Statistics [NW/ W]	[Valid=36 /-] [Invalid=0 /-]

Value	Label	Cases	Percentage
0	無	20	55.6%
1	有	16	44.4%

Warning: these figures indicate the number of cases found in the data file. They cannot be interpreted as summary statistics of the population of interest.

b13_6: 據點服務項目_館室服務_看報紙

Information	[Type= discrete] [Format=numeric] [Range= 0-1] [Missing=*/999]
Statistics [NW/ W]	[Valid=36 /-] [Invalid=0 /-]

Value	Label	Cases	Percentage
0	無	6	16.7%
1	有	30	83.3%

Warning: these figures indicate the number of cases found in the data file. They cannot be interpreted as summary statistics of the population of interest.

File : data2

b13_7: 據點服務項目_館室服務_下棋

Information	[Type= discrete] [Format=numeric] [Range= 0-1] [Missing=*/999]
Statistics [NW/ W]	[Valid=36 /-] [Invalid=0 /-]

Value	Label	Cases	Percentage
0	無	21	58.3%
1	有	15	41.7%

Warning: these figures indicate the number of cases found in the data file. They cannot be interpreted as summary statistics of the population of interest.

b13_8: 據點服務項目_館室服務_其他

Information	[Type= discrete] [Format=character] [Missing=*]
Statistics [NW/ W]	[Valid=3 /-] [Invalid=0 /-]

Value	Label	Cases	Percentage
刊物		1	33.3%
義剪		1	33.3%
長青美工		1	33.3%

Warning: these figures indicate the number of cases found in the data file. They cannot be interpreted as summary statistics of the population of interest.

# b14: 據點服務項目_健康促進活動			
Information		[Type= discrete] [Format=numeric] [Range= 0-1] [Missing=*/999]	
Statistics [NW/ W]		[Valid=36 /-] [Invalid=0 /-]	
Value	Label	Cases	Percentage
0	無	1	<div><div></div></div> 2.8%
1	有	35	<div><div></div></div> 97.2%
Warning: these figures indicate the number of cases found in the data file. They cannot be interpreted as summary statistics of the population of interest.			
# b14_1: 健康促進活動辦理頻率			
Information		[Type= discrete] [Format=numeric] [Range= 1-6] [Missing=*/999]	
Statistics [NW/ W]		[Valid=34 /-] [Invalid=2 /-]	
Value	Label	Cases	Percentage
1	每周5次以上	8	<div><div></div></div> 23.5%
2	每周3-4次以上	4	<div><div></div></div> 11.8%
3	每周1-2次	10	<div><div></div></div> 29.4%
4	每月2-3次	6	<div><div></div></div> 17.6%
5	每月1次	1	<div><div></div></div> 2.9%
6	不定期辦理	5	<div><div></div></div> 14.7%
999		1	
Sysmiss		1	
Warning: these figures indicate the number of cases found in the data file. They cannot be interpreted as summary statistics of the population of interest.			
# b14_2: 健康促進活動平均每月約服務_人			
Information		[Type= continuous] [Format=numeric] [Range= 0-280] [Missing=*/999]	
Statistics [NW/ W]		[Valid=30 /-] [Invalid=6 /-] [Mean=77.4 /-] [StdDev=69.295 /-]	
# b14_3: 健康促進活動平均每月約服務_人次			
Information		[Type= continuous] [Format=numeric] [Range= 0-2000] [Missing=*/999]	
Statistics [NW/ W]		[Valid=28 /-] [Invalid=8 /-] [Mean=349.214 /-] [StdDev=493.45 /-]	
# b15: 據點服務_關懷訪視			
Information		[Type= discrete] [Format=numeric] [Range= 0-1] [Missing=*/999]	
Statistics [NW/ W]		[Valid=36 /-] [Invalid=0 /-]	
Value	Label	Cases	Percentage
0	無	0	
1	有	36	<div><div></div></div> 100.0%
Warning: these figures indicate the number of cases found in the data file. They cannot be interpreted as summary statistics of the population of interest.			
# b15_1: 關懷訪視平均每月約服務_人			
Information		[Type= continuous] [Format=numeric] [Range= 5-278] [Missing=*/999]	
Statistics [NW/ W]		[Valid=34 /-] [Invalid=2 /-] [Mean=64.559 /-] [StdDev=53.742 /-]	
# b15_2: 關懷訪視平均每月約服務_人次			
Information		[Type= continuous] [Format=numeric] [Range= 5-900] [Missing=*/999]	
Statistics [NW/ W]		[Valid=32 /-] [Invalid=4 /-] [Mean=126.938 /-] [StdDev=161.2 /-]	
# b16: 據點服務_電話問安			
Information		[Type= discrete] [Format=numeric] [Range= 0-1] [Missing=*/999]	
Statistics [NW/ W]		[Valid=36 /-] [Invalid=0 /-]	

# b16: 據點服務_電話問安			
Value	Label	Cases	Percentage
0	無	0	
1	有	36	<div></div> 100.0%
Warning: these figures indicate the number of cases found in the data file. They cannot be interpreted as summary statistics of the population of interest.			
# b16_1: 電話問安平均每月約服務_人			
Information	[Type= continuous] [Format=numeric] [Range= 2-278] [Missing=*/999]		
Statistics [NW/ W]	[Valid=34 /-] [Invalid=2 /-] [Mean=80.265 /-] [StdDev=69.889 /-]		
# b16_2: 電話問安均每月約服務_人次			
Information	[Type= continuous] [Format=numeric] [Range= 15-320] [Missing=*/999]		
Statistics [NW/ W]	[Valid=32 /-] [Invalid=4 /-] [Mean=116.688 /-] [StdDev=85.576 /-]		
# b17: 據點服務_高關懷個案轉介			
Information	[Type= discrete] [Format=numeric] [Range= 0-1] [Missing=*/999]		
Statistics [NW/ W]	[Valid=36 /-] [Invalid=0 /-]		
Value	Label	Cases	Percentage
0	無	9	<div></div> 25.0%
1	有	27	<div></div> 75.0%
Warning: these figures indicate the number of cases found in the data file. They cannot be interpreted as summary statistics of the population of interest.			
# b17_1: 高關懷個案轉介平均每月約服務_人			
Information	[Type= continuous] [Format=numeric] [Range= 0-90] [Missing=*/999]		
Statistics [NW/ W]	[Valid=36 /-] [Invalid=0 /-] [Mean=8.222 /-] [StdDev=19.96 /-]		
# b17_2: 高關懷個案轉介平均每月約服務_人次			
Information	[Type= continuous] [Format=numeric] [Range= 0-160] [Missing=*/999]		
Statistics [NW/ W]	[Valid=29 /-] [Invalid=7 /-] [Mean=15.879 /-] [StdDev=36.308 /-]		
# b18: 據點服務_餐飲服務			
Information	[Type= discrete] [Format=numeric] [Range= 0-1] [Missing=*]		
Statistics [NW/ W]	[Valid=36 /-] [Invalid=0 /-]		
Value	Label	Cases	Percentage
0	無	15	<div></div> 41.7%
1	有	21	<div></div> 58.3%
Warning: these figures indicate the number of cases found in the data file. They cannot be interpreted as summary statistics of the population of interest.			
# b18_1: 餐飲服務_送餐服務			
Information	[Type= discrete] [Format=numeric] [Range= 0-1] [Missing=*]		
Statistics [NW/ W]	[Valid=36 /-] [Invalid=0 /-]		
Value	Label	Cases	Percentage
0	無	24	<div></div> 66.7%
1	有	12	<div></div> 33.3%
Warning: these figures indicate the number of cases found in the data file. They cannot be interpreted as summary statistics of the population of interest.			
# b18_2: 餐飲服務_送餐服務辦理頻率			
Information	[Type= discrete] [Format=numeric] [Range= 0-6] [Missing=*/999]		
Statistics [NW/ W]	[Valid=12 /-] [Invalid=24 /-]		

b18_2: 餐飲服務_送餐服務辦理頻率

Value	Label	Cases	Percentage
0	.	0	
1	每周5次以上	10	83.3%
2	每周3-4次	1	8.3%
3	每周1-2次	0	
4	每月2-3次	0	
5	每月1次	0	
6	不定期辦理	1	8.3%
Sysmiss		24	

Warning: these figures indicate the number of cases found in the data file. They cannot be interpreted as summary statistics of the population of interest.

b18_3: 餐飲服務_送餐服務平均每月約服務_人

Information	[Type= continuous] [Format=numeric] [Range= 0-88] [Missing=*/999]
Statistics [NW/ W]	[Valid=35 /-] [Invalid=1 /-] [Mean=6.886 /-] [StdDev=16.862 /-]

b18_4: 餐飲服務_送餐服務平均每月約服務_人次

Information	[Type= continuous] [Format=numeric] [Range= 0-1780] [Missing=*/999]
Statistics [NW/ W]	[Valid=34 /-] [Invalid=2 /-] [Mean=107.412 /-] [StdDev=335.861 /-]

b18_5: 餐飲服務_集中用餐

Information	[Type= discrete] [Format=numeric] [Range= 0-1] [Missing=*]
Statistics [NW/ W]	[Valid=36 /-] [Invalid=0 /-]

Value	Label	Cases	Percentage
0	無	20	55.6%
1	有	16	44.4%

Warning: these figures indicate the number of cases found in the data file. They cannot be interpreted as summary statistics of the population of interest.

b18_6: 餐飲服務_集中用餐辦理頻率

Information	[Type= discrete] [Format=numeric] [Range= 1-6] [Missing=*/999]
Statistics [NW/ W]	[Valid=14 /-] [Invalid=22 /-]

Value	Label	Cases	Percentage
1	每周5次以上	0	
2	每周3-4次	1	7.1%
3	每周1-2次	4	28.6%
4	每月2-3次	2	14.3%
5	每月1次	2	14.3%
6	不定期辦理	5	35.7%
999		2	
Sysmiss		20	

Warning: these figures indicate the number of cases found in the data file. They cannot be interpreted as summary statistics of the population of interest.

b18_7: 餐飲服務_集中用餐平均每月約服務_人

Information	[Type= continuous] [Format=numeric] [Range= 0-280] [Missing=*/999]
Statistics [NW/ W]	[Valid=31 /-] [Invalid=5 /-] [Mean=23.581 /-] [StdDev=55.158 /-]

b18_8: 餐飲服務_集中用餐平均每月約服務_人次

Information	[Type= continuous] [Format=numeric] [Range= 0-300] [Missing=*/999]
Statistics [NW/ W]	[Valid=31 /-] [Invalid=5 /-] [Mean=45.065 /-] [StdDev=79.686 /-]

# b19: 據點服務項目_其他			
Information		[Type= discrete] [Format=character] [Missing=*]	
Statistics [NW/ W]		[Valid=18 /-] [Invalid=0 /-]	
Value	Label	Cases	Percentage
1.圓夢計畫：滿足個案需求心願，期待大家可以快樂2.老人身障歲末？		1	5.6%
1.婷婷教室2.日語班3.手工皂班		1	5.6%
1.手工編織袋2.不織布手工品		1	5.6%
1.手工藝品創作2.導覽解說3.美食風味之旅		1	5.6%
1.手工藝課：社區文創（平安球、求平安2.手語課：至養護中心義？		1	5.6%
1.母親節、父親節、重陽節聯誼活動		1	5.6%
1.發展據點產業：包水餃		1	5.6%
1.社區風味餐製作2.台江國家公園所辦活動配合		1	5.6%
1.社會局：社區參與服務計畫2.文化局：社區藝術公共藝術空間彩繪？		1	5.6%
1.遠距照護(血壓、血糖監測)2.藥師、醫師、營養師居家關懷訪視3.居？		1	5.6%
1.香草產業2.每周有回家功課		1	5.6%
傳統美食		1	5.6%
家屬喘息居談服務		1	5.6%
新住民		1	5.6%
發展社區產業		1	5.6%
聯結日照中心老人來據點觀摩		1	5.6%
配合各節日辦活動，例：升旗典禮、健康促進活動、元宵節活動、春		1	5.6%
醫療輔具交流		1	5.6%
Warning: these figures indicate the number of cases found in the data file. They cannot be interpreted as summary statistics of the population of interest.			

# b21_1: 據點服務人力_專職人數			
Information	[Type= continuous] [Format=numeric] [Range= 0-20] [Missing=*/999]		
Statistics [NW/ W]	[Valid=36 /-] [Invalid=0 /-] [Mean=2.722 /-] [StdDev=4.844 /-]		
Value	Label	Cases	Percentage
999	missing		
Warning: these figures indicate the number of cases found in the data file. They cannot be interpreted as summary statistics of the population of interest.			
# b21_2: 據點服務人力_兼任人數			
Information	[Type= continuous] [Format=numeric] [Range= 0-40] [Missing=*/999]		
Statistics [NW/ W]	[Valid=36 /-] [Invalid=0 /-] [Mean=9.278 /-] [StdDev=12.162 /-]		
Value	Label	Cases	Percentage
999	missing		
Warning: these figures indicate the number of cases found in the data file. They cannot be interpreted as summary statistics of the population of interest.			
# b21_3: 據點服務人力_合計人數			
Information	[Type= continuous] [Format=numeric] [Range= 0-60] [Missing=*/999]		
Statistics [NW/ W]	[Valid=36 /-] [Invalid=0 /-] [Mean=12 /-] [StdDev=14.545 /-]		
Value	Label	Cases	Percentage
999	missing		
Warning: these figures indicate the number of cases found in the data file. They cannot be interpreted as summary statistics of the population of interest.			
# b21_4: 據點志工人力_志工人數			
Information	[Type= continuous] [Format=numeric] [Range= 10-70] [Missing=*/999]		
Statistics [NW/ W]	[Valid=36 /-] [Invalid=0 /-] [Mean=29.917 /-] [StdDev=12.598 /-]		
Value	Label	Cases	Percentage
999	missing		
Warning: these figures indicate the number of cases found in the data file. They cannot be interpreted as summary statistics of the population of interest.			
# b21_5: 據點志工人力-每週平均服務時數_小時			
Information	[Type= continuous] [Format=numeric] [Range= 1.5-20] [Missing=*/999]		
Statistics [NW/ W]	[Valid=34 /-] [Invalid=2 /-] [Mean=5.603 /-] [StdDev=3.773 /-]		
Value	Label	Cases	Percentage
999	missing	2	
Warning: these figures indicate the number of cases found in the data file. They cannot be interpreted as summary statistics of the population of interest.			
# b21_6: 據點志工人力-是否經過志願服務訓練			
Information	[Type= discrete] [Format=numeric] [Range= 0-1] [Missing=*/999]		
Statistics [NW/ W]	[Valid=36 /-] [Invalid=0 /-]		
Value	Label	Cases	Percentage
0	否	3	8.3%
1	是	33	91.7%
Warning: these figures indicate the number of cases found in the data file. They cannot be interpreted as summary statistics of the population of interest.			
# b21_7: 據點志工人力-是否參與內政部祥和計畫			
Information	[Type= discrete] [Format=numeric] [Range= 0-1] [Missing=*/999]		
Statistics [NW/ W]	[Valid=36 /-] [Invalid=0 /-]		
Value	Label	Cases	Percentage
0	否	15	41.7%

# b21_7: 據點志工人力-是否參與內政部祥和計畫			
Value	Label	Cases	Percentage
1	是	21	58.3%
Warning: these figures indicate the number of cases found in the data file. They cannot be interpreted as summary statistics of the population of interest.			
# b21_8: 據點志工人力-男性志工人數			
Information	[Type= continuous] [Format=numeric] [Range= 0-30] [Missing=*/999]		
Statistics [NW/ W]	[Valid=35 /-] [Invalid=1 /-] [Mean=6.743 /-] [StdDev=5.299 /-]		
Value	Label	Cases	Percentage
999	missing	1	
Warning: these figures indicate the number of cases found in the data file. They cannot be interpreted as summary statistics of the population of interest.			
# b21_9: 據點志工人力-女性志工人數			
Information	[Type= continuous] [Format=numeric] [Range= 5-58] [Missing=*/999]		
Statistics [NW/ W]	[Valid=35 /-] [Invalid=1 /-] [Mean=22.857 /-] [StdDev=10.03 /-]		
Value	Label	Cases	Percentage
999	missing	1	
Warning: these figures indicate the number of cases found in the data file. They cannot be interpreted as summary statistics of the population of interest.			
# b21_10: 據點志工人力-志工主要年齡族群			
Information	[Type= discrete] [Format=numeric] [Range= 1-7] [Missing=*/999]		
Statistics [NW/ W]	[Valid=30 /-] [Invalid=6 /-]		
Value	Label	Cases	Percentage
1	24歲以下	1	3.3%
2	25-34歲	1	3.3%
3	35-44歲	0	
4	45-54歲	3	10.0%
5	55-64歲	16	53.3%
6	65-74歲	9	30.0%
7	75歲以上	0	
999		6	
Warning: these figures indicate the number of cases found in the data file. They cannot be interpreted as summary statistics of the population of interest.			
# b21_11: 據點志工人力-志工背景-最多			
Information	[Type= discrete] [Format=numeric] [Range= 1-6] [Missing=*/999]		
Statistics [NW/ W]	[Valid=36 /-] [Invalid=0 /-]		
Value	Label	Cases	Percentage
1	退休人員	12	33.3%
2	家庭主婦	22	61.1%
3	上班族	0	
4	學生	1	2.8%
5	自由業	1	2.8%
6	其他	0	
Warning: these figures indicate the number of cases found in the data file. They cannot be interpreted as summary statistics of the population of interest.			
# b21_12: 據點志工人力-志工背景-次之			
Information	[Type= discrete] [Format=numeric] [Range= 1-6] [Missing=*/999]		
Statistics [NW/ W]	[Valid=31 /-] [Invalid=5 /-]		

# b21_12: 據點志工人力-志工背景_次之			
Value	Label	Cases	Percentage
1	退休人員	12	<div></div> 38.7%
2	家庭主婦	10	<div></div> 32.3%
3	上班族	3	<div></div> 9.7%
4	學生	0	
5	自由業	6	<div></div> 19.4%
6	其他	0	
999	missing	5	
Warning: these figures indicate the number of cases found in the data file. They cannot be interpreted as summary statistics of the population of interest.			
# b21_13: 據點志工人力-志工人力是否充足			
Information	[Type= discrete] [Format=numeric] [Range= 0-1] [Missing=*/999]		
Statistics [NW/ W]	[Valid=35 /-] [Invalid=1 /-]		
Value	Label	Cases	Percentage
0	否	8	<div></div> 22.9%
1	是	27	<div></div> 77.1%
999		1	
Warning: these figures indicate the number of cases found in the data file. They cannot be interpreted as summary statistics of the population of interest.			
# b21_14: 據點志工人力志工人力是否充足的原因			
Information	[Type= discrete] [Format=character] [Missing=*]		
Statistics [NW/ W]	[Valid=6 /-] [Invalid=0 /-]		
Value	Label	Cases	Percentage
偏鄉地區		1	<div></div> 16.7%
大多是年齡超高, 缺乏		1	<div></div> 16.7%
大部分成員需要工作、		1	<div></div> 16.7%
希望吸引年輕人加入		1	<div></div> 16.7%
志工較不喜歡訪視工作		1	<div></div> 16.7%
無適宜		1	<div></div> 16.7%
Warning: these figures indicate the number of cases found in the data file. They cannot be interpreted as summary statistics of the population of interest.			
# b22_1: 期待開辦之服務項目-集中式用餐服務			
Information	[Type= discrete] [Format=numeric] [Range= 0-1] [Missing=*/999]		
Statistics [NW/ W]	[Valid=33 /-] [Invalid=3 /-]		
Value	Label	Cases	Percentage
0	無	21	<div></div> 63.6%
1	有	12	<div></div> 36.4%
999		3	
Warning: these figures indicate the number of cases found in the data file. They cannot be interpreted as summary statistics of the population of interest.			
# b22_2: 期待開辦之服務項目-送餐服務			
Information	[Type= discrete] [Format=numeric] [Range= 0-1] [Missing=*/999]		
Statistics [NW/ W]	[Valid=33 /-] [Invalid=3 /-]		

# b22_2: 期待開辦之服務項目-送餐服務			
Value	Label	Cases	Percentage
0	無	27	<div></div> 81.8%
1	有	6	<div></div> 18.2%
999		3	
Warning: these figures indicate the number of cases found in the data file. They cannot be interpreted as summary statistics of the population of interest.			
# b22_3: 期待開辦之服務項目-居家服務			
Information	[Type= discrete] [Format=numeric] [Range= 0-1] [Missing=*/999]		
Statistics [NW/ W]	[Valid=33 /-] [Invalid=3 /-]		
Value	Label	Cases	Percentage
0	無	22	<div></div> 66.7%
1	有	11	<div></div> 33.3%
999		3	
Warning: these figures indicate the number of cases found in the data file. They cannot be interpreted as summary statistics of the population of interest.			
# b22_4: 期待開辦之服務項目-日間照顧中心			
Information	[Type= discrete] [Format=numeric] [Range= 0-1] [Missing=*/999]		
Statistics [NW/ W]	[Valid=33 /-] [Invalid=3 /-]		
Value	Label	Cases	Percentage
0	無	25	<div></div> 75.8%
1	有	8	<div></div> 24.2%
999		3	
Warning: these figures indicate the number of cases found in the data file. They cannot be interpreted as summary statistics of the population of interest.			
# b22_5: 期待開辦之服務項目-其他			
Information	[Type= discrete] [Format=character] [Missing=*]		
Statistics [NW/ W]	[Valid=4 /-] [Invalid=0 /-]		
Value	Label	Cases	Percentage
健促活動		1	<div></div> 25.0%
老人休閒		1	<div></div> 25.0%
長青繪畫		1	<div></div> 25.0%
開心農場		1	<div></div> 25.0%
Warning: these figures indicate the number of cases found in the data file. They cannot be interpreted as summary statistics of the population of interest.			
# b23_1: 未來主要經費規劃來源-承辦單位編列預算			
Information	[Type= discrete] [Format=numeric] [Range= 0-1] [Missing=*/999]		
Statistics [NW/ W]	[Valid=36 /-] [Invalid=0 /-]		
Value	Label	Cases	Percentage
0	無	23	<div></div> 63.9%
1	有	13	<div></div> 36.1%
Warning: these figures indicate the number of cases found in the data file. They cannot be interpreted as summary statistics of the population of interest.			
# b23_2: 未來主要經費規劃來源-向政府申請補助			
Information	[Type= discrete] [Format=numeric] [Range= 0-1] [Missing=*/999]		
Statistics [NW/ W]	[Valid=36 /-] [Invalid=0 /-]		
Value	Label	Cases	Percentage
0	無	8	<div></div> 22.2%

# b23_2: 未來主要經費規劃來源-向政府申請補助			
Value	Label	Cases	Percentage
1	有	28	77.8%
Warning: these figures indicate the number of cases found in the data file. They cannot be interpreted as summary statistics of the population of interest.			
# b23_3: 未來主要經費規劃來源-募款			
Information	[Type= discrete] [Format=numeric] [Range= 0-1] [Missing=*/999]		
Statistics [NW/ W]	[Valid=36 /-] [Invalid=0 /-]		
Value	Label	Cases	Percentage
0	無	26	72.2%
1	有	10	27.8%
Warning: these figures indicate the number of cases found in the data file. They cannot be interpreted as summary statistics of the population of interest.			
# b23_4: 未來主要經費規劃來源-社區產業營收			
Information	[Type= discrete] [Format=numeric] [Range= 0-1] [Missing=*/999]		
Statistics [NW/ W]	[Valid=36 /-] [Invalid=0 /-]		
Value	Label	Cases	Percentage
0	無	27	75.0%
1	有	9	25.0%
Warning: these figures indicate the number of cases found in the data file. They cannot be interpreted as summary statistics of the population of interest.			
# b23_5: 未來主要經費規劃來源-使用者付費			
Information	[Type= discrete] [Format=numeric] [Range= 0-1] [Missing=*/999]		
Statistics [NW/ W]	[Valid=36 /-] [Invalid=0 /-]		
Value	Label	Cases	Percentage
0	無	24	66.7%
1	有	12	33.3%
Warning: these figures indicate the number of cases found in the data file. They cannot be interpreted as summary statistics of the population of interest.			
# b23_6: 未來主要經費規劃來源-異業結盟/跨組織合作			
Information	[Type= discrete] [Format=numeric] [Range= 0-1] [Missing=*/999]		
Statistics [NW/ W]	[Valid=36 /-] [Invalid=0 /-]		
Value	Label	Cases	Percentage
0	無	31	86.1%
1	有	5	13.9%
Warning: these figures indicate the number of cases found in the data file. They cannot be interpreted as summary statistics of the population of interest.			
# b23_7: 未來主要經費規劃來源-其他			
Information	[Type= discrete] [Format=character] [Missing=*]		
Statistics [NW/ W]	[Valid=1 /-] [Invalid=0 /-]		
Value	Label	Cases	Percentage
使用者付水費		1	100.0%
Warning: these figures indicate the number of cases found in the data file. They cannot be interpreted as summary statistics of the population of interest.			
# b24_1: 目前業已規劃有助據點永續經營之工作項目-開拓更多服務項目			
Information	[Type= discrete] [Format=numeric] [Range= 0-1] [Missing=*/999]		
Statistics [NW/ W]	[Valid=36 /-] [Invalid=0 /-]		
Value	Label	Cases	Percentage
0	無	15	41.7%

b24_1: 目前業已規劃有助據點永續經營之工作項目-開拓更多服務項目












Value	Label	Cases	Percentage
1	有	21	58.3%

Warning: these figures indicate the number of cases found in the data file. They cannot be interpreted as summary statistics of the population of interest.

# b24_2: 目前業已規劃有助據點永續經營之工作項目-開發合作單位			
Information	[Type= discrete] [Format=numeric] [Range= 0-1] [Missing=*/999]		
Statistics [NW/ W]	[Valid=36 /-] [Invalid=0 /-]		
Value	Label	Cases	Percentage
0	無	22	61.1%
1	有	14	38.9%
Warning: these figures indicate the number of cases found in the data file. They cannot be interpreted as summary statistics of the population of interest.			
# b24_3: 目前業已規劃有助據點永續經營之工作項目-聘任專職人員			
Information	[Type= discrete] [Format=numeric] [Range= 0-1] [Missing=*/999]		
Statistics [NW/ W]	[Valid=36 /-] [Invalid=0 /-]		
Value	Label	Cases	Percentage
0	無	28	77.8%
1	有	8	22.2%
Warning: these figures indicate the number of cases found in the data file. They cannot be interpreted as summary statistics of the population of interest.			
# b24_4: 目前業已規劃有助據點永續經營之工作項目-籌組志工隊			
Information	[Type= discrete] [Format=numeric] [Range= 0-1] [Missing=*/999]		
Statistics [NW/ W]	[Valid=36 /-] [Invalid=0 /-]		
Value	Label	Cases	Percentage
0	無	21	58.3%
1	有	15	41.7%
Warning: these figures indicate the number of cases found in the data file. They cannot be interpreted as summary statistics of the population of interest.			
# b24_5: 目前業已規劃有助據點永續經營之工作項目-使用者付費			
Information	[Type= discrete] [Format=numeric] [Range= 0-1] [Missing=*/999]		
Statistics [NW/ W]	[Valid=36 /-] [Invalid=0 /-]		
Value	Label	Cases	Percentage
0	無	28	77.8%
1	有	8	22.2%
Warning: these figures indicate the number of cases found in the data file. They cannot be interpreted as summary statistics of the population of interest.			
# b24_6: 目前業已規劃有助據點永續經營之工作項目-創造社區產業營收			
Information	[Type= discrete] [Format=numeric] [Range= 0-1] [Missing=*/999]		
Statistics [NW/ W]	[Valid=36 /-] [Invalid=0 /-]		
Value	Label	Cases	Percentage
0	無	23	63.9%
1	有	13	36.1%
Warning: these figures indicate the number of cases found in the data file. They cannot be interpreted as summary statistics of the population of interest.			
# b24_7: 目前業已規劃有助據點永續經營之工作項目-發展並結合其他社區營造方案			
Information	[Type= discrete] [Format=numeric] [Range= 0-1] [Missing=*/999]		
Statistics [NW/ W]	[Valid=36 /-] [Invalid=0 /-]		
Value	Label	Cases	Percentage
0	無	28	77.8%
1	有	8	22.2%
Warning: these figures indicate the number of cases found in the data file. They cannot be interpreted as summary statistics of the population of interest.			

# b24_8: 目前業已規劃有助據點永續經營之工作項目-其他			
Information		[Type= discrete] [Format=character] [Missing=*]	
Statistics [NW/ W]		[Valid=0 -] [Invalid=0 -]	
# b25_1: 期待政府協助項目-跨部會的整合			
Information		[Type= discrete] [Format=numeric] [Range= 0-1] [Missing=*/999]	
Statistics [NW/ W]		[Valid=36 -] [Invalid=0 -]	
Value	Label	Cases	Percentage
0	無	29	<div></div> 80.6%
1	有	7	<div></div> 19.4%
Warning: these figures indicate the number of cases found in the data file. They cannot be interpreted as summary statistics of the population of interest.			
# b25_2: 期待政府協助項目-經費補助			
Information		[Type= discrete] [Format=numeric] [Range= 0-1] [Missing=*/999]	
Statistics [NW/ W]		[Valid=36 -] [Invalid=0 -]	
Value	Label	Cases	Percentage
0	無	9	<div></div> 25.0%
1	有	27	<div></div> 75.0%
Warning: these figures indicate the number of cases found in the data file. They cannot be interpreted as summary statistics of the population of interest.			
# b25_3: 期待政府協助項目-場地協助			
Information		[Type= discrete] [Format=numeric] [Range= 0-1] [Missing=*/999]	
Statistics [NW/ W]		[Valid=36 -] [Invalid=0 -]	
Value	Label	Cases	Percentage
0	無	30	<div></div> 83.3%
1	有	6	<div></div> 16.7%
Warning: these figures indicate the number of cases found in the data file. They cannot be interpreted as summary statistics of the population of interest.			
# b25_4: 期待政府協助項目-專業輔導			
Information		[Type= discrete] [Format=numeric] [Range= 0-1] [Missing=*/999]	
Statistics [NW/ W]		[Valid=36 -] [Invalid=0 -]	
Value	Label	Cases	Percentage
0	無	25	<div></div> 69.4%
1	有	11	<div></div> 30.6%
Warning: these figures indicate the number of cases found in the data file. They cannot be interpreted as summary statistics of the population of interest.			
# b25_5: 期待政府協助項目-專業培力計畫			
Information		[Type= discrete] [Format=numeric] [Range= 0-1] [Missing=*/999]	
Statistics [NW/ W]		[Valid=36 -] [Invalid=0 -]	
Value	Label	Cases	Percentage
0	無	23	<div></div> 63.9%
1	有	13	<div></div> 36.1%
Warning: these figures indicate the number of cases found in the data file. They cannot be interpreted as summary statistics of the population of interest.			
# b25_6: 期待政府協助項目-簡化行政流程			
Information		[Type= discrete] [Format=numeric] [Range= 0-1] [Missing=*/999]	
Statistics [NW/ W]		[Valid=36 -] [Invalid=0 -]	

# b25_6: 期待政府協助項目-簡化行政流程			
Value	Label	Cases	Percentage
0	無	20	55.6%
1	有	16	44.4%
Warning: these figures indicate the number of cases found in the data file. They cannot be interpreted as summary statistics of the population of interest.			
# b25_7: 期待政府協助項目-給予志工獎勵			
Information	[Type= discrete] [Format=numeric] [Range= 0-1] [Missing=*/999]		
Statistics [NW/ W]	[Valid=36 /-] [Invalid=0 /-]		
Value	Label	Cases	Percentage
0	無	15	41.7%
1	有	21	58.3%
Warning: these figures indicate the number of cases found in the data file. They cannot be interpreted as summary statistics of the population of interest.			
# b25_8: 期待政府協助項目-其他			
Information	[Type= discrete] [Format=character] [Missing=*]		
Statistics [NW/ W]	[Valid=0 /-] [Invalid=0 /-]		
# b26: 本據點社區理事長與里長是否為同一人？			
Information	[Type= discrete] [Format=numeric] [Range= 0-1] [Missing=*/999]		
Statistics [NW/ W]	[Valid=35 /-] [Invalid=1 /-]		
Value	Label	Cases	Percentage
0	否	24	68.6%
1	是	11	31.4%
999		1	
Warning: these figures indicate the number of cases found in the data file. They cannot be interpreted as summary statistics of the population of interest.			
# c27_1: 目標適切性-開發非正式的社會資源，如鄰里連結，開發志工人力等			
Information	[Type= discrete] [Format=numeric] [Range= 1-5] [Missing=*/999]		
Statistics [NW/ W]	[Valid=35 /-] [Invalid=1 /-]		
Value	Label	Cases	Percentage
1	非常不同意	0	
2	不同意	0	
3	普通	6	17.1%
4	同意	23	65.7%
5	非常同意	6	17.1%
999	missing	1	
Warning: these figures indicate the number of cases found in the data file. They cannot be interpreted as summary statistics of the population of interest.			
# c27_2: 目標適切性-強化社區照顧的能力，如關懷訪視，電話問安等			
Information	[Type= discrete] [Format=numeric] [Range= 1-5] [Missing=*/999]		
Statistics [NW/ W]	[Valid=34 /-] [Invalid=2 /-]		
Value	Label	Cases	Percentage
1	非常不同意	0	
2	不同意	0	
3	普通	3	8.8%
4	同意	22	64.7%
5	非常同意	9	26.5%

# c27_2: 目標適切性-強化社區照顧的能力, 如關懷訪視, 電話問安等			
Value	Label	Cases	Percentage
999	missing	2	
<i>Warning: these figures indicate the number of cases found in the data file. They cannot be interpreted as summary statistics of the population of interest.</i>			
# c27_3: 目標適切性-提供在地的預防照顧服務, 如疾病預防, 健康教育等			
Information	[Type= discrete] [Format=numeric] [Range= 1-5] [Missing=*/999]		
Statistics [NW/ W]	[Valid=35 /-] [Invalid=1 /-]		
Value	Label	Cases	Percentage
1	非常不同意	1	 2.9%
2	不同意	0	
3	普通	3	 8.6%
4	同意	26	 74.3%
5	非常同意	5	 14.3%
999	missing	1	
<i>Warning: these figures indicate the number of cases found in the data file. They cannot be interpreted as summary statistics of the population of interest.</i>			
# c28_1: 目標達成度-開發非正式的社會資源, 如鄰里連結, 開發志工人力等			
Information	[Type= discrete] [Format=numeric] [Range= 1-5] [Missing=*/999]		
Statistics [NW/ W]	[Valid=33 /-] [Invalid=3 /-]		
Value	Label	Cases	Percentage
1	非常不同意	0	
2	不同意	0	
3	普通	7	 21.2%
4	同意	22	 66.7%
5	非常同意	4	 12.1%
999	missing	3	
<i>Warning: these figures indicate the number of cases found in the data file. They cannot be interpreted as summary statistics of the population of interest.</i>			
# c28_2: 目標達成度-強化社區照顧的能力, 如關懷訪視, 電話問安等			
Information	[Type= discrete] [Format=numeric] [Range= 1-5] [Missing=*/999]		
Statistics [NW/ W]	[Valid=32 /-] [Invalid=4 /-]		
Value	Label	Cases	Percentage
1	非常不同意	0	
2	不同意	0	
3	普通	2	 6.2%
4	同意	22	 68.8%
5	非常同意	8	 25.0%
999	missing	4	
<i>Warning: these figures indicate the number of cases found in the data file. They cannot be interpreted as summary statistics of the population of interest.</i>			
# c28_3: 目標達成度-提供在地的預防照顧服務, 如疾病預防, 健康教育等			
Information	[Type= discrete] [Format=numeric] [Range= 1-5] [Missing=*/999]		
Statistics [NW/ W]	[Valid=33 /-] [Invalid=3 /-]		
Value	Label	Cases	Percentage
1	非常不同意	0	
2	不同意	0	
3	普通	5	 15.2%

# c28_3: 目標達成度-提供在地的預防照顧服務, 如疾病預防, 健康教育等			
Value	Label	Cases	Percentage
4	同意	21	<div><div></div></div> 63.6%
5	非常同意	7	<div><div></div></div> 21.2%
999	missing	3	
Warning: these figures indicate the number of cases found in the data file. They cannot be interpreted as summary statistics of the population of interest.			
# d1: 執行狀況與困境-目標設定過於理想化, 與實際執行狀況有落差			
Information	[Type= discrete] [Format=numeric] [Range= 1-5] [Missing=*/999]		
Statistics [NW/ W]	[Valid=35 /-] [Invalid=1 /-]		
Value	Label	Cases	Percentage
1	非常不同意	0	
2	不同意	7	<div><div></div></div> 20.0%
3	普通	17	<div><div></div></div> 48.6%
4	同意	10	<div><div></div></div> 28.6%
5	非常同意	1	<div><div></div></div> 2.9%
999	missing	1	
Warning: these figures indicate the number of cases found in the data file. They cannot be interpreted as summary statistics of the population of interest.			
# d2: 執行狀況與困境-目標設定不夠具體明確, 難以評估成效			
Information	[Type= discrete] [Format=numeric] [Range= 1-5] [Missing=*/999]		
Statistics [NW/ W]	[Valid=35 /-] [Invalid=1 /-]		
Value	Label	Cases	Percentage
1	非常不同意	0	
2	不同意	14	<div><div></div></div> 40.0%
3	普通	13	<div><div></div></div> 37.1%
4	同意	7	<div><div></div></div> 20.0%
5	非常同意	1	<div><div></div></div> 2.9%
999	missing	1	
Warning: these figures indicate the number of cases found in the data file. They cannot be interpreted as summary statistics of the population of interest.			
# d3: 執行狀況與困境-政府部門缺乏政策整合度			
Information	[Type= discrete] [Format=numeric] [Range= 1-5] [Missing=*/999]		
Statistics [NW/ W]	[Valid=35 /-] [Invalid=1 /-]		
Value	Label	Cases	Percentage
1	非常不同意	1	<div><div></div></div> 2.9%
2	不同意	9	<div><div></div></div> 25.7%
3	普通	13	<div><div></div></div> 37.1%
4	同意	11	<div><div></div></div> 31.4%
5	非常同意	1	<div><div></div></div> 2.9%
999	missing	1	
Warning: these figures indicate the number of cases found in the data file. They cannot be interpreted as summary statistics of the population of interest.			
# d4: 執行狀況與困境-現行相關行政體系分歧			
Information	[Type= discrete] [Format=numeric] [Range= 1-5] [Missing=*/999]		
Statistics [NW/ W]	[Valid=35 /-] [Invalid=1 /-]		
Value	Label	Cases	Percentage
1	非常不同意	3	<div><div></div></div> 8.6%

# d4: 執行狀況與困境-現行相關行政體系分歧			
Value	Label	Cases	Percentage
2	不同意	9	<div><div></div></div> 25.7%
3	普通	11	<div><div></div></div> 31.4%
4	同意	12	<div><div></div></div> 34.3%
5	非常同意	0	
999	missing	1	
Warning: these figures indicate the number of cases found in the data file. They cannot be interpreted as summary statistics of the population of interest.			
# d5: 執行狀況與困境-政府相關補助不足			
Information	[Type= discrete] [Format=numeric] [Range= 1-5] [Missing=*/999]		
Statistics [NW/ W]	[Valid=35 /-] [Invalid=1 /-]		
Value	Label	Cases	Percentage
1	非常不同意	0	
2	不同意	7	<div><div></div></div> 20.0%
3	普通	10	<div><div></div></div> 28.6%
4	同意	15	<div><div></div></div> 42.9%
5	非常同意	3	<div><div></div></div> 8.6%
999	missing	1	
Warning: these figures indicate the number of cases found in the data file. They cannot be interpreted as summary statistics of the population of interest.			
# d6: 執行狀況與困境-經費撥付時間延遲			
Information	[Type= discrete] [Format=numeric] [Range= 1-5] [Missing=*/999]		
Statistics [NW/ W]	[Valid=35 /-] [Invalid=1 /-]		
Value	Label	Cases	Percentage
1	非常不同意	0	
2	不同意	8	<div><div></div></div> 22.9%
3	普通	12	<div><div></div></div> 34.3%
4	同意	14	<div><div></div></div> 40.0%
5	非常同意	1	<div><div></div></div> 2.9%
999	missing	1	
Warning: these figures indicate the number of cases found in the data file. They cannot be interpreted as summary statistics of the population of interest.			
# d7: 執行狀況與困境-經費核銷程序繁瑣			
Information	[Type= discrete] [Format=numeric] [Range= 1-5] [Missing=*/999]		
Statistics [NW/ W]	[Valid=35 /-] [Invalid=1 /-]		
Value	Label	Cases	Percentage
1	非常不同意	1	<div><div></div></div> 2.9%
2	不同意	2	<div><div></div></div> 5.7%
3	普通	7	<div><div></div></div> 20.0%
4	同意	19	<div><div></div></div> 54.3%
5	非常同意	6	<div><div></div></div> 17.1%
999	missing	1	
Warning: these figures indicate the number of cases found in the data file. They cannot be interpreted as summary statistics of the population of interest.			
# d8: 執行狀況與困境-與照管中心溝通有障礙			
Information	[Type= discrete] [Format=numeric] [Range= 1-5] [Missing=*/999]		
Statistics [NW/ W]	[Valid=35 /-] [Invalid=1 /-]		

# d8: 執行狀況與困境-與照管中心溝通有障礙			
Value	Label	Cases	Percentage
1	非常不同意	2	<div><div></div></div> 5.7%
2	不同意	20	<div><div></div></div> 57.1%
3	普通	12	<div><div></div></div> 34.3%
4	同意	1	<div><div></div></div> 2.9%
5	非常同意	0	
999	missing	1	
Warning: these figures indicate the number of cases found in the data file. They cannot be interpreted as summary statistics of the population of interest.			
# d9: 執行狀況與困境-照管中心未善盡輔導之責			
Information	[Type= discrete] [Format=numeric] [Range= 1-5] [Missing=*/999]		
Statistics [NW/ W]	[Valid=35 /-] [Invalid=1 /-]		
Value	Label	Cases	Percentage
1	非常不同意	3	<div><div></div></div> 8.6%
2	不同意	22	<div><div></div></div> 62.9%
3	普通	9	<div><div></div></div> 25.7%
4	同意	1	<div><div></div></div> 2.9%
5	非常同意	0	
999	missing	1	
Warning: these figures indicate the number of cases found in the data file. They cannot be interpreted as summary statistics of the population of interest.			
# d10: 執行狀況與困境-與其他社區組織或地方派系合作困難			
Information	[Type= discrete] [Format=numeric] [Range= 1-5] [Missing=*/999]		
Statistics [NW/ W]	[Valid=34 /-] [Invalid=2 /-]		
Value	Label	Cases	Percentage
1	非常不同意	2	<div><div></div></div> 5.9%
2	不同意	14	<div><div></div></div> 41.2%
3	普通	13	<div><div></div></div> 38.2%
4	同意	5	<div><div></div></div> 14.7%
5	非常同意	0	
999	missing	2	
Warning: these figures indicate the number of cases found in the data file. They cannot be interpreted as summary statistics of the population of interest.			
# d11: 執行狀況與困境-無法獲得地方資源支持			
Information	[Type= discrete] [Format=numeric] [Range= 1-5] [Missing=*/999]		
Statistics [NW/ W]	[Valid=35 /-] [Invalid=1 /-]		
Value	Label	Cases	Percentage
1	非常不同意	1	<div><div></div></div> 2.9%
2	不同意	9	<div><div></div></div> 25.7%
3	普通	15	<div><div></div></div> 42.9%
4	同意	9	<div><div></div></div> 25.7%
5	非常同意	1	<div><div></div></div> 2.9%
999	missing	1	
Warning: these figures indicate the number of cases found in the data file. They cannot be interpreted as summary statistics of the population of interest.			
# d12: 執行狀況與困境-據點地點和空間條件不佳			
Information	[Type= discrete] [Format=numeric] [Range= 1-5] [Missing=*/999]		

# d12: 執行狀況與困境-據點地點和空間條件不佳			
Statistics [NW/ W]		[Valid=35 /-] [Invalid=1 /-]	
Value	Label	Cases	Percentage
1	非常不同意	3	<div><div></div></div> 8.6%
2	不同意	16	<div><div></div></div> 45.7%
3	普通	9	<div><div></div></div> 25.7%
4	同意	6	<div><div></div></div> 17.1%
5	非常同意	1	<div><div></div></div> 2.9%
999	missing	1	
Warning: these figures indicate the number of cases found in the data file. They cannot be interpreted as summary statistics of the population of interest.			
# d13: 執行狀況與困境-缺乏專職人力			
Information		[Type= discrete] [Format=numeric] [Range= 1-5] [Missing=*/999]	
Statistics [NW/ W]		[Valid=36 /-] [Invalid=0 /-]	
Value	Label	Cases	Percentage
1	非常不同意	0	
2	不同意	12	<div><div></div></div> 33.3%
3	普通	13	<div><div></div></div> 36.1%
4	同意	9	<div><div></div></div> 25.0%
5	非常同意	2	<div><div></div></div> 5.6%
999	missing	0	
Warning: these figures indicate the number of cases found in the data file. They cannot be interpreted as summary statistics of the population of interest.			
# d14: 執行狀況與困境-志工管理不易			
Information		[Type= discrete] [Format=numeric] [Range= 1-5] [Missing=*/999]	
Statistics [NW/ W]		[Valid=36 /-] [Invalid=0 /-]	
Value	Label	Cases	Percentage
1	非常不同意	1	<div><div></div></div> 2.8%
2	不同意	11	<div><div></div></div> 30.6%
3	普通	14	<div><div></div></div> 38.9%
4	同意	9	<div><div></div></div> 25.0%
5	非常同意	1	<div><div></div></div> 2.8%
999	missing	0	
Warning: these figures indicate the number of cases found in the data file. They cannot be interpreted as summary statistics of the population of interest.			
# d15: 執行狀況與困境-服務和活動宣傳不夠			
Information		[Type= discrete] [Format=numeric] [Range= 1-5] [Missing=*/999]	
Statistics [NW/ W]		[Valid=35 /-] [Invalid=1 /-]	
Value	Label	Cases	Percentage
1	非常不同意	1	<div><div></div></div> 2.9%
2	不同意	16	<div><div></div></div> 45.7%
3	普通	13	<div><div></div></div> 37.1%
4	同意	5	<div><div></div></div> 14.3%
5	非常同意	0	
999	missing	1	
Warning: these figures indicate the number of cases found in the data file. They cannot be interpreted as summary statistics of the population of interest.			

# d16: 執行狀況與困境-服務對象缺乏使用意願			
Information	[Type= discrete] [Format=numeric] [Range= 1-5] [Missing=*/999]		
Statistics [NW/ W]	[Valid=36 /-] [Invalid=0 /-]		
Value	Label	Cases	Percentage
1	非常不同意	0	
2	不同意	12	<div></div> 33.3%
3	普通	12	<div></div> 33.3%
4	同意	12	<div></div> 33.3%
5	非常同意	0	
999	missing	0	
Warning: these figures indicate the number of cases found in the data file. They cannot be interpreted as summary statistics of the population of interest.			
# d17: 執行狀況與困境-社區居民不認同			
Information	[Type= discrete] [Format=numeric] [Range= 1-5] [Missing=*/999]		
Statistics [NW/ W]	[Valid=36 /-] [Invalid=0 /-]		
Value	Label	Cases	Percentage
1	非常不同意	3	<div></div> 8.3%
2	不同意	20	<div></div> 55.6%
3	普通	10	<div></div> 27.8%
4	同意	3	<div></div> 8.3%
5	非常同意	0	
999	missing	0	
Warning: these figures indicate the number of cases found in the data file. They cannot be interpreted as summary statistics of the population of interest.			
# d18: 執行狀況與困境-服務缺乏創新與特色			
Information	[Type= discrete] [Format=numeric] [Range= 1-5] [Missing=*/999]		
Statistics [NW/ W]	[Valid=36 /-] [Invalid=0 /-]		
Value	Label	Cases	Percentage
1	非常不同意	1	<div></div> 2.8%
2	不同意	18	<div></div> 50.0%
3	普通	11	<div></div> 30.6%
4	同意	6	<div></div> 16.7%
5	非常同意	0	
999	missing	0	
Warning: these figures indicate the number of cases found in the data file. They cannot be interpreted as summary statistics of the population of interest.			
# d19: 執行狀況與困境-缺乏永續經營的策略			
Information	[Type= discrete] [Format=numeric] [Range= 1-5] [Missing=*/999]		
Statistics [NW/ W]	[Valid=36 /-] [Invalid=0 /-]		
Value	Label	Cases	Percentage
1	非常不同意	3	<div></div> 8.3%
2	不同意	18	<div></div> 50.0%
3	普通	10	<div></div> 27.8%
4	同意	5	<div></div> 13.9%
5	非常同意	0	
999	missing	0	
Warning: these figures indicate the number of cases found in the data file. They cannot be interpreted as summary statistics of the population of interest.			

# e1: 據點與公部門資源(如政府單位, 衛生所, 學校, 村里長辦公處等)的互動頻繁			
Information	[Type= discrete] [Format=numeric] [Range= 1-5] [Missing=*/999]		
Statistics [NW/ W]	[Valid=36 /-] [Invalid=0 /-]		
Value	Label	Cases	Percentage
1	非常不同意	0	
2	不同意	2	<div><div></div></div> 5.6%
3	普通	7	<div><div></div></div> 19.4%
4	同意	25	<div><div></div></div> 69.4%
5	非常同意	2	<div><div></div></div> 5.6%
999	missing	0	
Warning: these figures indicate the number of cases found in the data file. They cannot be interpreted as summary statistics of the population of interest.			
# e2: 據點與公部門資源(如政府單位, 衛生所, 學校, 村里長辦公處等)的合作良好			
Information	[Type= discrete] [Format=numeric] [Range= 1-5] [Missing=*/999]		
Statistics [NW/ W]	[Valid=36 /-] [Invalid=0 /-]		
Value	Label	Cases	Percentage
1	非常不同意	0	
2	不同意	0	
3	普通	4	<div><div></div></div> 11.1%
4	同意	30	<div><div></div></div> 83.3%
5	非常同意	2	<div><div></div></div> 5.6%
Warning: these figures indicate the number of cases found in the data file. They cannot be interpreted as summary statistics of the population of interest.			
# e3: 據點與市場資源(如社區商家, 工廠, 社區產業等)的互動頻繁			
Information	[Type= discrete] [Format=numeric] [Range= 1-5] [Missing=*/999]		
Statistics [NW/ W]	[Valid=36 /-] [Invalid=0 /-]		
Value	Label	Cases	Percentage
1	非常不同意	0	
2	不同意	6	<div><div></div></div> 16.7%
3	普通	15	<div><div></div></div> 41.7%
4	同意	14	<div><div></div></div> 38.9%
5	非常同意	1	<div><div></div></div> 2.8%
Warning: these figures indicate the number of cases found in the data file. They cannot be interpreted as summary statistics of the population of interest.			
# e4: 據點與市場資源(如社區商家, 工廠, 社區產業等)的互合作良好			
Information	[Type= discrete] [Format=numeric] [Range= 1-5] [Missing=*/999]		
Statistics [NW/ W]	[Valid=36 /-] [Invalid=0 /-]		
Value	Label	Cases	Percentage
1	非常不同意	0	
2	不同意	6	<div><div></div></div> 16.7%
3	普通	14	<div><div></div></div> 38.9%
4	同意	16	<div><div></div></div> 44.4%
5	非常同意	0	
Warning: these figures indicate the number of cases found in the data file. They cannot be interpreted as summary statistics of the population of interest.			
# e5: 據點與非營利組織資源(如私人基金會, 教會廟宇, 其他社區等)的互動頻繁			
Information	[Type= discrete] [Format=numeric] [Range= 1-5] [Missing=*/999]		
Statistics [NW/ W]	[Valid=36 /-] [Invalid=0 /-]		

# e5: 據點與非營利組織資源(如私人基金會, 教會廟宇, 其他社區等)的互動頻繁			
Value	Label	Cases	Percentage
1	非常不同意	0	
2	不同意	2	<div><div></div></div> 5.6%
3	普通	12	<div><div></div></div> 33.3%
4	同意	21	<div><div></div></div> 58.3%
5	非常同意	1	<div><div></div></div> 2.8%
Warning: these figures indicate the number of cases found in the data file. They cannot be interpreted as summary statistics of the population of interest.			
# e6: 據點與非營利組織資源(如私人基金會, 教會廟宇, 其他社區等)的合作良好			
Information	[Type= discrete] [Format=numeric] [Range= 1-5] [Missing=*/999]		
Statistics [NW/ W]	[Valid=36 /-] [Invalid=0 /-]		
Value	Label	Cases	Percentage
1	非常不同意	0	
2	不同意	3	<div><div></div></div> 8.3%
3	普通	12	<div><div></div></div> 33.3%
4	同意	20	<div><div></div></div> 55.6%
5	非常同意	1	<div><div></div></div> 2.8%
Warning: these figures indicate the number of cases found in the data file. They cannot be interpreted as summary statistics of the population of interest.			
# e7: 據點與非正式資源(如社區居民せ, 鄰里之間等)的互動頻繁			
Information	[Type= discrete] [Format=numeric] [Range= 1-5] [Missing=*/999]		
Statistics [NW/ W]	[Valid=36 /-] [Invalid=0 /-]		
Value	Label	Cases	Percentage
1	非常不同意	0	
2	不同意	0	
3	普通	6	<div><div></div></div> 16.7%
4	同意	30	<div><div></div></div> 83.3%
5	非常同意	0	
999	missing	0	
Warning: these figures indicate the number of cases found in the data file. They cannot be interpreted as summary statistics of the population of interest.			
# e8: 據點與非正式資源(如社區居民せ, 鄰里之間等)的合作良好			
Information	[Type= discrete] [Format=numeric] [Range= 1-5] [Missing=*/999]		
Statistics [NW/ W]	[Valid=36 /-] [Invalid=0 /-]		
Value	Label	Cases	Percentage
1	非常不同意	0	
2	不同意	0	
3	普通	7	<div><div></div></div> 19.4%
4	同意	28	<div><div></div></div> 77.8%
5	非常同意	1	<div><div></div></div> 2.8%
999	missing	0	
Warning: these figures indicate the number of cases found in the data file. They cannot be interpreted as summary statistics of the population of interest.			
# e9: 整體而言, 本據點與相關資源的連結良好			
Information	[Type= discrete] [Format=numeric] [Range= 1-5] [Missing=*/999]		
Statistics [NW/ W]	[Valid=36 /-] [Invalid=0 /-]		

e9: 整體而言，本據點與相關資源的連結良好

Value	Label	Cases	Percentage
1	非常不同意	0	
2	不同意	0	
3	普通	7	<div></div> 19.4%
4	同意	27	<div></div> 75.0%
5	非常同意	2	<div></div> 5.6%
999	missing	0	

Warning: these figures indicate the number of cases found in the data file. They cannot be interpreted as summary statistics of the population of interest.

# f1_1: 本據點的相關設施, , 設備與器材是夠完善的			
Information	[Type= discrete] [Format=numeric] [Range= 1-5] [Missing=*/999]		
Statistics [NW/ W]	[Valid=34 /-] [Invalid=2 /-]		
Value	Label	Cases	Percentage
1	非常不同意	0	
2	不同意	5	<div><div></div></div> 14.7%
3	普通	13	<div><div></div></div> 38.2%
4	同意	15	<div><div></div></div> 44.1%
5	非常同意	1	<div><div></div></div> 2.9%
999	missing	2	
Warning: these figures indicate the number of cases found in the data file. They cannot be interpreted as summary statistics of the population of interest.			
# f1_2: 本據點的環境是安全的			
Information	[Type= discrete] [Format=numeric] [Range= 1-5] [Missing=*/999]		
Statistics [NW/ W]	[Valid=36 /-] [Invalid=0 /-]		
Value	Label	Cases	Percentage
1	非常不同意	0	
2	不同意	1	<div><div></div></div> 2.8%
3	普通	1	<div><div></div></div> 2.8%
4	同意	26	<div><div></div></div> 72.2%
5	非常同意	8	<div><div></div></div> 22.2%
999	missing	0	
Warning: these figures indicate the number of cases found in the data file. They cannot be interpreted as summary statistics of the population of interest.			
# f1_3: 本據點設置在交通方便到達的地方			
Information	[Type= discrete] [Format=numeric] [Range= 1-5] [Missing=*/999]		
Statistics [NW/ W]	[Valid=36 /-] [Invalid=0 /-]		
Value	Label	Cases	Percentage
1	非常不同意	0	
2	不同意	1	<div><div></div></div> 2.8%
3	普通	7	<div><div></div></div> 19.4%
4	同意	22	<div><div></div></div> 61.1%
5	非常同意	6	<div><div></div></div> 16.7%
999	missing	0	
Warning: these figures indicate the number of cases found in the data file. They cannot be interpreted as summary statistics of the population of interest.			
# F1_4: 本據點的服務資訊對於服務使用者是公開的			
Information	[Type= discrete] [Format=numeric] [Range= 1-5] [Missing=*/999]		
Statistics [NW/ W]	[Valid=36 /-] [Invalid=0 /-]		
Value	Label	Cases	Percentage
1	非常不同意	0	
2	不同意	1	<div><div></div></div> 2.8%
3	普通	0	
4	同意	25	<div><div></div></div> 69.4%
5	非常同意	10	<div><div></div></div> 27.8%
999	missing	0	
Warning: these figures indicate the number of cases found in the data file. They cannot be interpreted as summary statistics of the population of interest.			

# f1_5: 本據點的服務人員對長者的態度是尊重的			
Information	[Type= discrete] [Format=numeric] [Range= 1-5] [Missing=*/999]		
Statistics [NW/ W]	[Valid=36 /-] [Invalid=0 /-]		
Value	Label	Cases	Percentage
1	非常不同意	0	
2	不同意	0	
3	普通	0	
4	同意	17	<div><div></div></div> 47.2%
5	非常同意	19	<div><div></div></div> 52.8%
999	missing	0	
Warning: these figures indicate the number of cases found in the data file. They cannot be interpreted as summary statistics of the population of interest.			
# f1_6: 本據點的服務人員具備服務所需的必要知識與技能			
Information	[Type= discrete] [Format=numeric] [Range= 1-5] [Missing=*/999]		
Statistics [NW/ W]	[Valid=36 /-] [Invalid=0 /-]		
Value	Label	Cases	Percentage
1	非常不同意	0	
2	不同意	0	
3	普通	7	<div><div></div></div> 19.4%
4	同意	23	<div><div></div></div> 63.9%
5	非常同意	6	<div><div></div></div> 16.7%
999	missing	0	
Warning: these figures indicate the number of cases found in the data file. They cannot be interpreted as summary statistics of the population of interest.			
# f1_7: 本據點的服務人員可以掌握服務對象需求，並提供個別化的服務			
Information	[Type= discrete] [Format=numeric] [Range= 1-5] [Missing=*/999]		
Statistics [NW/ W]	[Valid=36 /-] [Invalid=0 /-]		
Value	Label	Cases	Percentage
1	非常不同意	0	
2	不同意	2	<div><div></div></div> 5.6%
3	普通	1	<div><div></div></div> 2.8%
4	同意	32	<div><div></div></div> 88.9%
5	非常同意	1	<div><div></div></div> 2.8%
999	missing	0	
Warning: these figures indicate the number of cases found in the data file. They cannot be interpreted as summary statistics of the population of interest.			
# f1_8: 本據點的服務人員可以簡單易懂的語言與長者溝通			
Information	[Type= discrete] [Format=numeric] [Range= 1-5] [Missing=*/999]		
Statistics [NW/ W]	[Valid=36 /-] [Invalid=0 /-]		
Value	Label	Cases	Percentage
1	非常不同意	0	
2	不同意	0	
3	普通	2	<div><div></div></div> 5.6%
4	同意	19	<div><div></div></div> 52.8%
5	非常同意	15	<div><div></div></div> 41.7%
999	missing	0	
Warning: these figures indicate the number of cases found in the data file. They cannot be interpreted as summary statistics of the population of interest.			

# f1_9: 本據點的服務可以讓長者有適當的管道表達意見			
Information	[Type= discrete] [Format=numeric] [Range= 1-5] [Missing=*/999]		
Statistics [NW/ W]	[Valid=36 /-] [Invalid=0 /-]		
Value	Label	Cases	Percentage
1	非常不同意	0	
2	不同意	0	
3	普通	1	<div><div></div></div> 2.8%
4	同意	22	<div><div></div></div> 61.1%
5	非常同意	13	<div><div></div></div> 36.1%
999	missing	0	
Warning: these figures indicate the number of cases found in the data file. They cannot be interpreted as summary statistics of the population of interest.			
# f1_10: 本據點的服務可以讓長者選擇其所需求的服務			
Information	[Type= discrete] [Format=numeric] [Range= 1-5] [Missing=*/999]		
Statistics [NW/ W]	[Valid=36 /-] [Invalid=0 /-]		
Value	Label	Cases	Percentage
1	非常不同意	0	
2	不同意	0	
3	普通	3	<div><div></div></div> 8.3%
4	同意	27	<div><div></div></div> 75.0%
5	非常同意	6	<div><div></div></div> 16.7%
999	missing	0	
Warning: these figures indicate the number of cases found in the data file. They cannot be interpreted as summary statistics of the population of interest.			
# f1_11: 本據點的服務是以穩定的方式提供服務			
Information	[Type= discrete] [Format=numeric] [Range= 1-5] [Missing=*/999]		
Statistics [NW/ W]	[Valid=36 /-] [Invalid=0 /-]		
Value	Label	Cases	Percentage
1	非常不同意	0	
2	不同意	0	
3	普通	1	<div><div></div></div> 2.8%
4	同意	27	<div><div></div></div> 75.0%
5	非常同意	8	<div><div></div></div> 22.2%
999	missing	0	
Warning: these figures indicate the number of cases found in the data file. They cannot be interpreted as summary statistics of the population of interest.			
# f1_12: 本據點提供不同背景的人公平的使用服務			
Information	[Type= discrete] [Format=numeric] [Range= 1-5] [Missing=*/999]		
Statistics [NW/ W]	[Valid=36 /-] [Invalid=0 /-]		
Value	Label	Cases	Percentage
1	非常不同意	0	
2	不同意	0	
3	普通	4	<div><div></div></div> 11.1%
4	同意	21	<div><div></div></div> 58.3%
5	非常同意	11	<div><div></div></div> 30.6%
999	missing	0	
Warning: these figures indicate the number of cases found in the data file. They cannot be interpreted as summary statistics of the population of interest.			

# f1_13: 本據點的服務是具有持續性的			
Information	[Type= discrete] [Format=numeric] [Range= 1-5] [Missing=*/999]		
Statistics [NW/ W]	[Valid=36 /-] [Invalid=0 /-]		
Value	Label	Cases	Percentage
1	非常不同意	0	
2	不同意	0	
3	普通	2	<div><div></div></div> 5.6%
4	同意	23	<div><div></div></div> 63.9%
5	非常同意	11	<div><div></div></div> 30.6%
999	missing	0	
Warning: these figures indicate the number of cases found in the data file. They cannot be interpreted as summary statistics of the population of interest.			
# f1_14: 本據點的服務符合成本效益			
Information	[Type= discrete] [Format=numeric] [Range= 1-5] [Missing=*/999]		
Statistics [NW/ W]	[Valid=36 /-] [Invalid=0 /-]		
Value	Label	Cases	Percentage
1	非常不同意	1	<div><div></div></div> 2.8%
2	不同意	0	
3	普通	2	<div><div></div></div> 5.6%
4	同意	29	<div><div></div></div> 80.6%
5	非常同意	4	<div><div></div></div> 11.1%
999	missing	0	
Warning: these figures indicate the number of cases found in the data file. They cannot be interpreted as summary statistics of the population of interest.			
# f1_15: 本據點的服務能達到據點設置的目標			
Information	[Type= discrete] [Format=numeric] [Range= 1-5] [Missing=*/999]		
Statistics [NW/ W]	[Valid=36 /-] [Invalid=0 /-]		
Value	Label	Cases	Percentage
1	非常不同意	0	
2	不同意	0	
3	普通	0	
4	同意	27	<div><div></div></div> 75.0%
5	非常同意	9	<div><div></div></div> 25.0%
999	missing	0	
Warning: these figures indicate the number of cases found in the data file. They cannot be interpreted as summary statistics of the population of interest.			
# f2_16: 本據點對目前提供的服務有周延的規劃			
Information	[Type= discrete] [Format=numeric] [Range= 1-5] [Missing=*/999]		
Statistics [NW/ W]	[Valid=36 /-] [Invalid=0 /-]		
Value	Label	Cases	Percentage
1	非常不同意	0	
2	不同意	0	
3	普通	0	
4	同意	31	<div><div></div></div> 86.1%
5	非常同意	5	<div><div></div></div> 13.9%
999	missing	0	
Warning: these figures indicate the number of cases found in the data file. They cannot be interpreted as summary statistics of the population of interest.			

# f2_17: 本據點承辦單位對於據點之經營有長遠性的規劃			
Information	[Type= discrete] [Format=numeric] [Range= 1-5] [Missing=*/999]		
Statistics [NW/ W]	[Valid=36 /-] [Invalid=0 /-]		
Value	Label	Cases	Percentage
1	非常不同意	0	
2	不同意	0	
3	普通	1	2.8%
4	同意	28	77.8%
5	非常同意	7	19.4%
999	missing	0	
Warning: these figures indicate the number of cases found in the data file. They cannot be interpreted as summary statistics of the population of interest.			
# f2_18: 本據點經常評估服務使用者的需求			
Information	[Type= discrete] [Format=numeric] [Range= 1-5] [Missing=*/999]		
Statistics [NW/ W]	[Valid=36 /-] [Invalid=0 /-]		
Value	Label	Cases	Percentage
1	非常不同意	0	
2	不同意	0	
3	普通	2	5.6%
4	同意	28	77.8%
5	非常同意	6	16.7%
999	missing	0	
Warning: these figures indicate the number of cases found in the data file. They cannot be interpreted as summary statistics of the population of interest.			
# f2_19: 本據點的領導者對據點有高度的承諾			
Information	[Type= discrete] [Format=numeric] [Range= 1-5] [Missing=*/999]		
Statistics [NW/ W]	[Valid=36 /-] [Invalid=0 /-]		
Value	Label	Cases	Percentage
1	非常不同意	0	
2	不同意	1	2.8%
3	普通	2	5.6%
4	同意	26	72.2%
5	非常同意	7	19.4%
999	missing	0	
Warning: these figures indicate the number of cases found in the data file. They cannot be interpreted as summary statistics of the population of interest.			
# f2_20: 本據點的領導者對據點經營有豐富的經驗			
Information	[Type= discrete] [Format=numeric] [Range= 1-5] [Missing=*/999]		
Statistics [NW/ W]	[Valid=36 /-] [Invalid=0 /-]		
Value	Label	Cases	Percentage
1	非常不同意	0	
2	不同意	0	
3	普通	4	11.1%
4	同意	21	58.3%
5	非常同意	11	30.6%
999	missing	0	
Warning: these figures indicate the number of cases found in the data file. They cannot be interpreted as summary statistics of the population of interest.			

# f2_21: 本據點有良好的執行團隊			
Information	[Type= discrete] [Format=numeric] [Range= 1-5] [Missing=*/999]		
Statistics [NW/ W]	[Valid=36 /-] [Invalid=0 /-]		
Value	Label	Cases	Percentage
1	非常不同意	0	
2	不同意	0	
3	普通	3	<div><div></div></div> 8.3%
4	同意	21	<div><div></div></div> 58.3%
5	非常同意	12	<div><div></div></div> 33.3%
999	missing	0	
Warning: these figures indicate the number of cases found in the data file. They cannot be interpreted as summary statistics of the population of interest.			
# f2_22: 本據點組織分工責任明確			
Information	[Type= discrete] [Format=numeric] [Range= 1-5] [Missing=*/999]		
Statistics [NW/ W]	[Valid=36 /-] [Invalid=0 /-]		
Value	Label	Cases	Percentage
1	非常不同意	0	
2	不同意	0	
3	普通	3	<div><div></div></div> 8.3%
4	同意	23	<div><div></div></div> 63.9%
5	非常同意	10	<div><div></div></div> 27.8%
999	missing	0	
Warning: these figures indicate the number of cases found in the data file. They cannot be interpreted as summary statistics of the population of interest.			
# f2_23: 本據點志工人力運用與管理確實			
Information	[Type= discrete] [Format=numeric] [Range= 1-5] [Missing=*/999]		
Statistics [NW/ W]	[Valid=36 /-] [Invalid=0 /-]		
Value	Label	Cases	Percentage
1	非常不同意	0	
2	不同意	0	
3	普通	1	<div><div></div></div> 2.8%
4	同意	26	<div><div></div></div> 72.2%
5	非常同意	9	<div><div></div></div> 25.0%
999	missing	0	
Warning: these figures indicate the number of cases found in the data file. They cannot be interpreted as summary statistics of the population of interest.			
# f2_24: 本據點財產設備管理妥善			
Information	[Type= discrete] [Format=numeric] [Range= 1-5] [Missing=*/999]		
Statistics [NW/ W]	[Valid=36 /-] [Invalid=0 /-]		
Value	Label	Cases	Percentage
1	非常不同意	0	
2	不同意	0	
3	普通	0	
4	同意	24	<div><div></div></div> 66.7%
5	非常同意	12	<div><div></div></div> 33.3%
999	missing	0	
Warning: these figures indicate the number of cases found in the data file. They cannot be interpreted as summary statistics of the population of interest.			

# f2_25: 本據點帳務管理清楚公開			
Information		[Type= discrete] [Format=numeric] [Range= 1-5] [Missing=*/999]	
Statistics [NW/ W]		[Valid=36 /-] [Invalid=0 /-]	
Value	Label	Cases	Percentage
1	非常不同意	0	
2	不同意	0	
3	普通	1	<div><div></div></div> 2.8%
4	同意	20	<div><div></div></div> 55.6%
5	非常同意	15	<div><div></div></div> 41.7%
999	missing	0	
Warning: these figures indicate the number of cases found in the data file. They cannot be interpreted as summary statistics of the population of interest.			
# g1: 性別			
Information		[Type= discrete] [Format=numeric] [Range= 0-1] [Missing=*]	
Statistics [NW/ W]		[Valid=36 /-] [Invalid=0 /-]	
Value	Label	Cases	Percentage
0	男	16	<div><div></div></div> 44.4%
1	女	20	<div><div></div></div> 55.6%
Warning: these figures indicate the number of cases found in the data file. They cannot be interpreted as summary statistics of the population of interest.			
# g2_1: 出生年			
Information		[Type= continuous] [Format=numeric] [Range= 30-67] [Missing=*/999]	
Statistics [NW/ W]		[Valid=35 /-] [Invalid=1 /-] [Mean=46.086 /-] [StdDev=9.507 /-]	
# g2_2: 出生月			
Information		[Type= discrete] [Format=numeric] [Range= 1-12] [Missing=*/999]	
Statistics [NW/ W]		[Valid=35 /-] [Invalid=1 /-]	
Value	Label	Cases	Percentage
1		3	<div><div></div></div> 8.6%
2		4	<div><div></div></div> 11.4%
3		2	<div><div></div></div> 5.7%
4		2	<div><div></div></div> 5.7%
5		2	<div><div></div></div> 5.7%
6		2	<div><div></div></div> 5.7%
7		2	<div><div></div></div> 5.7%
9		5	<div><div></div></div> 14.3%
10		6	<div><div></div></div> 17.1%
11		3	<div><div></div></div> 8.6%
12		4	<div><div></div></div> 11.4%
999		1	
Warning: these figures indicate the number of cases found in the data file. They cannot be interpreted as summary statistics of the population of interest.			
# g2_3: 年齡			
Information		[Type= continuous] [Format=numeric] [Range= 26-74] [Missing=*/999]	
Statistics [NW/ W]		[Valid=35 /-] [Invalid=1 /-] [Mean=57.486 /-] [StdDev=10.974 /-]	
# g3: 教育程度			
Information		[Type= discrete] [Format=numeric] [Range= 1-6] [Missing=*/999]	
Statistics [NW/ W]		[Valid=35 /-] [Invalid=1 /-]	

# g3: 教育程度			
Value	Label	Cases	Percentage
1	自修(識字)	0	
2	國小	3	<div><div></div></div> 8.6%
3	國(初)中	5	<div><div></div></div> 14.3%
4	高中(職)	9	<div><div></div></div> 25.7%
5	大專院校	14	<div><div></div></div> 40.0%
6	研究所以上	4	<div><div></div></div> 11.4%
999		1	
Warning: these figures indicate the number of cases found in the data file. They cannot be interpreted as summary statistics of the population of interest.			
# g4: 職業			
Information		[Type= discrete] [Format=numeric] [Range= 1-9] [Missing=*/999]	
Statistics [NW/ W]		[Valid=35 /-] [Invalid=1 /-]	
Value	Label	Cases	Percentage
1	軍公教	4	<div><div></div></div> 11.4%
2	農漁牧	0	
3	工	2	<div><div></div></div> 5.7%
4	商	1	<div><div></div></div> 2.9%
5	服務業	18	<div><div></div></div> 51.4%
6	家管	2	<div><div></div></div> 5.7%
7	無	0	
8	退休	6	<div><div></div></div> 17.1%
9	其他	2	<div><div></div></div> 5.7%
999		1	
Warning: these figures indicate the number of cases found in the data file. They cannot be interpreted as summary statistics of the population of interest.			
# g5: 您在社區照顧關懷據點所擔任的職務			
Information		[Type= discrete] [Format=numeric] [Range= 1-7] [Missing=*/999]	
Statistics [NW/ W]		[Valid=36 /-] [Invalid=0 /-]	
Value	Label	Cases	Percentage
1	理事長	13	<div><div></div></div> 36.1%
2	總幹事	10	<div><div></div></div> 27.8%
3	里長	6	<div><div></div></div> 16.7%
4	主任	1	<div><div></div></div> 2.8%
5	執行長	0	
6	志工隊長	1	<div><div></div></div> 2.8%
7	其他	5	<div><div></div></div> 13.9%
Warning: these figures indicate the number of cases found in the data file. They cannot be interpreted as summary statistics of the population of interest.			
# g5_1: 您在社區照顧關懷據點所擔任的職務_其他			
Information		[Type= discrete] [Format=character] [Missing=*]	
Statistics [NW/ W]		[Valid=3 /-] [Invalid=0 /-]	
Value	Label	Cases	Percentage
專責志工		1	<div><div></div></div> 33.3%
幹事		1	<div><div></div></div> 33.3%
志工督導		1	<div><div></div></div> 33.3%
Warning: these figures indicate the number of cases found in the data file. They cannot be interpreted as summary statistics of the population of interest.			

# g5_2: 您自何時開始擔任此職務的工作-年			
Information		[Type= continuous] [Format=numeric] [Range= 73-104] [Missing=*/999]	
Statistics [NW/ W]		[Valid=32 /-] [Invalid=4 /-] [Mean=97.563 /-] [StdDev=6.085 /-]	
Value	Label	Cases	Percentage
999	missing	3	
<i>Warning: these figures indicate the number of cases found in the data file. They cannot be interpreted as summary statistics of the population of interest.</i>			
# g5_3: 您自何時開始擔任此職務的工作-月			
Information		[Type= continuous] [Format=numeric] [Range= 1-12] [Missing=*/999]	
Statistics [NW/ W]		[Valid=28 /-] [Invalid=8 /-] [Mean=5.5 /-] [StdDev=3.892 /-]	
Value	Label	Cases	Percentage
999	missing	7	
<i>Warning: these figures indicate the number of cases found in the data file. They cannot be interpreted as summary statistics of the population of interest.</i>			
# g6: 是否擔任其他社區幹部			
Information		[Type= discrete] [Format=numeric] [Range= 0-1] [Missing=*/999]	
Statistics [NW/ W]		[Valid=32 /-] [Invalid=4 /-]	
Value	Label	Cases	Percentage
0	否	20	<div></div> 62.5%
1	是	12	<div></div> 37.5%
999		4	
<i>Warning: these figures indicate the number of cases found in the data file. They cannot be interpreted as summary statistics of the population of interest.</i>			