

台灣

余民寧, 國立政治大學教育學系

「顛峰型」教師之研究

Study Documentation

March 3, 2016

Metadata Production

Metadata Producer(s)	學術調查研究資料庫(Survey Research Data Archive) -學術調查研究資料庫(Survey Research Data Archive) (SRDA) , 中央研究院人社中心調查研究專題中心 , DDI文件製作
Production Date	March 3, 2016
Version	2.0
Identification	E10251

Table of Contents

Overview.....	4
Scope & Coverage.....	4
Producers & Sponsors.....	5
Sampling.....	5
Data Collection.....	5
Data Processing & Appraisal.....	5
Accessibility.....	5
Files Description.....	6
WELLBEING1.....	6
WELLBEING2.....	6
WELLBEING3.....	6
Variables Group(s).....	7
第一波教師幸福感.....	7
第二波教師幸福感.....	7
第二波學生教師合併.....	7
填答者背景.....	7
正式問卷一.....	7
正式問卷二.....	8
正式問卷三.....	9
正式問卷四.....	9
填答者背景.....	10
正式問卷一.....	10
正式問卷二.....	11
正式問卷三.....	12
正式問卷四.....	12
建構變項.....	13
學生問卷.....	13
老師問卷.....	14
正式問卷五.....	15
Variables Description.....	16
WELLBEING1.....	17
WELLBEING2.....	37
WELLBEING3.....	64

「顛峰型」教師之研究

The Study of the Flourishing Teachers

Overview

Identification	E10251
Version	Production Date: 2016-03-03 v1.0 釋出第一版

Abstract

本研究持續兩年蒐集教師心理健康相關因子，目的在廣續前案的九類心理健康狀態的分類，持續探索其中的顛峰型和幽谷型教師在各測量變項及量表上的差異，並探索各種教師心理健康的保護因子或危險因子。第一年隨機抽樣全國中小學教師，共獲得1180名有效樣本，進行有關主觀幸福感量表、靈性幸福感量表、顛峰幸福量表、及憂鬱情緒量表等因素的測量。第二年再次隨機抽樣全國中小學教師，共獲得1251名有效樣本，進行有關主觀幸福感量表、正向比量表、顛峰幸福量表、憂鬱量表、及積極性因應量表等因素的測量。

兩年來的主要研究發現：（一）顛峰型教師比幽谷型教師在靈性幸福感總量表及其中三個子因素上，有顯著較高的表現（二）顛峰型教師比幽谷型教師在顛峰幸福量表及其二個子因素上，有顯著較高的表現（三）顛峰型教師比幽谷型教師，具有較多的義工服務頻率及靜坐冥想的經驗（四）高正向比教師比低正向比教師，在主觀幸福感、顛峰幸福感、及積極性因應量表上，有顯著較高的表現（五）憂鬱量表上，則有顯著較低的表現（六）高正向比教師比低正向比教師，在處理學生問題、家長問題、及同（人事問題）的壓力上，有顯著較低的負荷感受（六）主觀幸福感在正向比、積極性因應及工作壓力與憂鬱之間，扮演著中介的角色。

整體而言，顛峰型教師或正向比大於等於3的教師比其他類型教師，具有較為良好的心理健康狀態與特質此外，本研究提出部份教師心理健康的保護因子或危險因子，並發現主觀幸福感在其中扮演著中介的角色。最後，本研究亦針對研究結果提出具體建議。

The current study used the data randomly sampled from the elementary to senior-high-school teachers of whole Taiwan. First year, a total random sample of 1180 teachers were collected and analyzed. Second year, a total random sample of 1251 teachers were collected and analyzed. Data analysis included the t-test and SEM, while missing data were handled by using the EM algorithm to obtain the ML estimates. The whole data was collected by using a Likert-typed 4-point survey scale. The goodness-of-fit of model was found in the data.

Results show that (1) The flourishing teachers have significantly higher scores on the four subscales and the whole Spiritual Well-Being Scale than those of the languishing teachers. (2) Besides, the flourishing teachers also have significantly higher scores on the two factors of Flourishing Scale, such as positive emotions and positive functions, than those of the languishing teachers. (3) The flourishing teachers have more activities of voluntary works and mindfulness meditation than those of the languishing teachers. (4) The teachers with positivity-ratio greater than and equal to 3 were proved as having higher scores on the Subjective Well-Being Scale, Proactive Coping Scale, Flourishing Well-Being Scale, and lower scores on the Taiwan Depression Scale than those of other teachers with positivity-ratio less than 3. (5) Besides, the teachers with positivity-ratio greater than and equal to 3 perceived lower work-stress from students, parents, and colleges affairs, as compared to those of teachers with positivity-ratio less than 3. (6) The subjective well-being mediated the relationships between the positivity-ratio, proactive coping, healthy behavior, work-stress, and depression.

In sum, the flourishing-type teachers seemed to be more health than the other types of teachers. Also, the teachers with positivity-ratio greater than and equal to 3 seemed to be more health than the other type of teachers. Finally, conclusions and suggestions for practice and further studies were also proposed.

Kind of Data	抽樣調查資料 (Sample survey data)
Unit of Analysis	individuals

Scope & Coverage

Time Period(s)	2013-2015
Countries	台灣
Geographic Coverage	

台灣
Universe 台灣地區國小、國中、高中、高職等各層級學校

Producers & Sponsors	
Primary Investigator(s)	余民寧, 國立政治大學教育學系
Other Producer(s)	國立政治大學教育學系
Funding Agency/ies	行政院科技部 (MOST)

Sampling
<p>Sampling Procedure</p> <p>第一波研究樣本依據各層級學校之學校數(教育部全球資訊網, 2013), 以分層隨機抽樣方式按照各層級學校所佔比率, 抽取國小348所、國中121所、高中45所、高職20所, 共534所學校, 每學校抽樣四位教師。</p> <p>第二波研究樣本再次仿照第一波的抽樣方式, 依據各層級學校之學校數(教育部全球資訊網, 2013), 以分層隨機抽樣方式按照各層級學校所佔比率, 抽取國小348所、國中121所、高中45所、高職20所, 共534所學校, 每學校抽樣四位教師及其學生。</p>

Data Collection	
Data Collection Dates	start 2013-10-01 end 2014-02-28 start 2014-10-01 end 2015-02-28
Time Period(s)	start 2013-08-01 end 2015-07-31
Data Collection Mode	網路調查 (Internet)

Data Processing & Appraisal
<p>Data Editing</p> <p>中央研究院人文社會科學研究中心調查研究專題中心所進行的資料整理方式, 為不合理值檢核。</p>

Accessibility	
Contact(s)	學術調查研究資料庫(Survey Research Data Archive) (中央研究院人社中心調查研究專題中心) , https://srda.sinica.edu.tw , srda@gate.sinica.edu.tw
Distributor(s)	學術調查研究資料庫(Survey Research Data Archive)
Depositor(s)	國立政治大學教育學系
<u>Access Conditions</u> 會員版(一般會員、院內會員)--直接下載	

Files Description

Dataset contains 3 file(s)

WELLBEING1	
# Cases	1237
# Variable(s)	79

WELLBEING2	
# Cases	1241
# Variable(s)	104

WELLBEING3	
# Cases	747
# Variable(s)	39

Variables Group(s)

Dataset contains 17 group(s)

Group 第一波教師幸福感							
Subgroup(s)	填答者背景, 正式問卷一, 正式問卷二, 正式問卷三, 正式問卷四						

Group 第二波教師幸福感							
Subgroup(s)	填答者背景, 正式問卷一, 正式問卷二, 正式問卷三, 正式問卷四, 建構變項, 正式問卷五						

Group 第二波學生教師合併							
Subgroup(s)	學生問卷, 老師問卷						

Group 填答者背景							
#	Name	Label	Type	Format	Valid	Invalid	Question
1	ID	編號	continuous	numeric-8.0	1237	0	-
2	type	問卷類別	discrete	numeric-8.0	1237	0	-
3	v1	性別	discrete	numeric-8.0	1236	1	-
4	v2	中華民國 ?年出生(請填數字)	continuous	numeric-8.0	1220	17	-
5	v3	學歷	discrete	numeric-8.2	1233	4	-
6	v4	任教學校類型	discrete	numeric-8.2	1179	58	-
7	v5	任教學校地點的所在縣市	discrete	character-8	1225	12	-
8	v6	擔任志工的頻率	discrete	numeric-8.2	1226	11	-
9	v7	參與宗教活動(如祈禱、誦經、慶典或參拜儀式等)的頻率	discrete	numeric-8.2	1234	3	-
10	v8	練習靜坐、冥想的頻率	discrete	numeric-8.2	1227	10	-
11	v9	使用社群網路平台(Facebook、Line、Twitter、Chat、Skype等)的頻率	discrete	numeric-8.2	1230	7	-
12	v10	是否有意願參加本研究於寒暑假期間辦理的教師心理健康促進工作坊	discrete	numeric-8.2	1227	10	-

Group 正式問卷一							
#	Name	Label	Type	Format	Valid	Invalid	Question
1	a01	我對自己的看法很有信心, 即使它與一般的輿論相反。	discrete	numeric-8.2	1235	2	-
2	a02	日常生活中的瑣事常讓我感到沮喪。	discrete	numeric-8.2	1236	1	-
3	a03	有些人會覺得生活沒有目標, 但我不會。	discrete	numeric-8.2	1234	3	-

#	Name	Label	Type	Format	Valid	Invalid	Question
4	a04	在很多方面，我會對自己的成就感到失望。	discrete	numeric-8.2	1236	1	-
5	a05	我從來沒有體驗過與他人維持溫暖又信任的關係。	discrete	numeric-8.2	1235	2	-
6	a06	我已經放棄嘗試大幅改變我的生活方式很久了。	discrete	numeric-8.2	1233	4	-
7	a07	我覺得我不屬於社區(社會、社群)中的一份子。	discrete	numeric-8.2	1235	2	-
8	a08	我相信一般是善良的。	discrete	numeric-8.2	1236	1	-
9	a09	我對這個社區(社會、社群)做一些有意義的事。	discrete	numeric-8.2	1235	2	-
10	a10	我覺得社會已經停止再進步了。	discrete	numeric-8.2	1236	1	-
11	a11	我無法理解世界上到底發生什麼事。	discrete	numeric-8.2	1231	6	-
12	a12	我覺得自己時時充滿喜悅。	discrete	numeric-8.2	1232	5	-
13	a13	我認為自己是個極快樂的人。	discrete	numeric-8.2	1231	6	-
14	a14	我很滿意目前自己的生活。	discrete	numeric-8.2	1235	2	-
15	a15	我覺得自己的生活很豐盛。	discrete	numeric-8.2	1234	3	-

Group 正式問卷二

#	Name	Label	Type	Format	Valid	Invalid	Question
1	b01	我會盡力扮演好人生中的各種角色。	discrete	numeric-8.2	1237	0	-
2	b02	我會思索與生命意義有關的課題。	discrete	numeric-8.2	1234	3	-
3	b03	我覺得我的生活充滿樂趣。	discrete	numeric-8.2	1236	1	-
4	b04	我喜歡從事讓自己心靈沉澱、成長的活動。	discrete	numeric-8.2	1237	0	-
5	b05	我會盡力讓自己的生活過得有意義。	discrete	numeric-8.2	1237	0	-
6	b06	我會用愛來包容各種情境與關係。	discrete	numeric-8.2	1236	1	-
7	b07	我能接納不同意見，與人和諧相處。	discrete	numeric-8.2	1236	1	-
8	b08	我能原諒他人對我造成的傷害。	discrete	numeric-8.2	1234	3	-
9	b09	我有值得信任、無話不談的親友。	discrete	numeric-8.2	1237	0	-
10	b10	看到別人有成就時，我會為他感到高興。	discrete	numeric-8.2	1236	1	-
11	b11	我感受到一草一木都充滿了生命力。	discrete	numeric-8.2	1235	2	-
12	b12	我會藉由祈禱來讓自己獲得心靈的平靜。	discrete	numeric-8.2	1231	6	-

#	Name	Label	Type	Format	Valid	Invalid	Question
13	b13	我覺得自己的存在和所有的天地萬物有關。	discrete	numeric-8.2	1234	3	-
14	b14	大自然的美景讓我感受到生命的神聖與美妙。	discrete	numeric-8.2	1237	0	-
15	b15	我感恩偉大造物者創造每個獨一無二的生命。	discrete	numeric-8.2	1236	1	-
16	b16	我相信藉著信仰的力量能幫助心靈的成長。	discrete	numeric-8.2	1234	3	-
17	b17	我相信參與宗教活動可以得到身心靈的平安。	discrete	numeric-8.2	1233	4	-
18	b18	宗教或信仰能帶給我正面積極的力量。	discrete	numeric-8.2	1234	3	-
19	b19	我會關心與宗教或信仰有關的各種資訊。	discrete	numeric-8.2	1233	4	-
20	b20	我相信宗教或信仰可以幫助自己渡過難關。	discrete	numeric-8.2	1235	2	-

Group 正式問卷三

#	Name	Label	Type	Format	Valid	Invalid	Question
1	c01	我從做過的事情中得到成就感。	discrete	numeric-8.2	1236	1	-
2	c02	我的內心處於平靜祥和的狀態。	discrete	numeric-8.2	1233	4	-
3	c03	我喜歡學習、接觸新的事物。	discrete	numeric-8.2	1235	2	-
4	c04	我覺得我的生命是充實且有意義的。	discrete	numeric-8.2	1232	5	-
5	c05	我對自己未來的發展，充滿正面的期待。	discrete	numeric-8.2	1233	4	-
6	c06	我覺得自己很快樂。	discrete	numeric-8.2	1230	7	-
7	c07	在我的生命中，有人真心關懷我。	discrete	numeric-8.2	1235	2	-
8	c08	遭遇挫折時，我有自我療傷、走出傷痛的能力。	discrete	numeric-8.2	1235	2	-
9	c09	我感到自己是一個有價值的人。	discrete	numeric-8.2	1233	4	-
10	c10	我覺得自己精力充沛。	discrete	numeric-8.2	1232	5	-

Group 正式問卷四

#	Name	Label	Type	Format	Valid	Invalid	Question
1	d01	有自殺的念頭。	discrete	numeric-8.2	1232	5	-
2	d02	對什麼事都失去興趣。	discrete	numeric-8.2	1233	4	-
3	d03	凡事往壞的方向想。	discrete	numeric-8.2	1234	3	-
4	d04	有罪惡感。	discrete	numeric-8.2	1230	7	-
5	d05	感覺自己很沒用。	discrete	numeric-8.2	1232	5	-
6	d06	無力感。	discrete	numeric-8.2	1233	4	-
7	d07	有壓力。	discrete	numeric-8.2	1233	4	-

#	Name	Label	Type	Format	Valid	Invalid	Question
8	d08	發脾氣、生氣。	discrete	numeric-8.2	1233	4	-
9	d09	擔心、煩惱。	discrete	numeric-8.2	1234	3	-
10	d10	害怕、恐懼。	discrete	numeric-8.2	1232	5	-
11	d11	想哭。	discrete	numeric-8.2	1235	2	-
12	d12	心情低落。	discrete	numeric-8.2	1232	5	-
13	d13	胃口不好(或暴飲暴食)。	discrete	numeric-8.2	1234	3	-
14	d14	睡眠狀況不佳。	discrete	numeric-8.2	1236	1	-
15	d15	身體疲憊。	discrete	numeric-8.2	1236	1	-
16	d16	無法專心做事。	discrete	numeric-8.2	1232	5	-
17	d17	身體不舒服。	discrete	numeric-8.2	1236	1	-
18	d18	記憶力不好。	discrete	numeric-8.2	1234	3	-
19	d19	不想與他人往來。	discrete	numeric-8.2	1236	1	-
20	d20	少說話(或不太愛說話)。	discrete	numeric-8.2	1235	2	-
21	d21	不想出門。	discrete	numeric-8.2	1236	1	-
22	d22	生活圈小。	discrete	numeric-8.2	1235	2	-

Group 填答者背景

#	Name	Label	Type	Format	Valid	Invalid	Question
1	ID	教師流水號	continuous	numeric-8.0	1241	0	-
2	gender	性別	discrete	numeric-8.0	1239	2	-
3	age	年齡	continuous	numeric-8.0	1214	27	-
4	birth	出生年	continuous	numeric-8.0	1214	27	-
5	edu	學歷	discrete	numeric-8.0	1235	6	-
6	school_type	任教學校類型	discrete	numeric-8.0	1187	54	-
7	school_loc	任教學校地點	discrete	numeric-8.0	1234	7	-
8	job	目前任教職務	discrete	numeric-8.0	1208	33	-
9	job_hr	每天下班後工作時數	discrete	numeric-8.0	1232	9	-
10	stress_Stu	學生問題的壓力	discrete	numeric-8.0	1237	4	-
11	stress_Par	家長問題的壓力	discrete	numeric-8.0	1239	2	-
12	stress_Peer	同(人)事問題的壓力	discrete	numeric-8.0	1240	1	-

Group 正式問卷一

#	Name	Label	Type	Format	Valid	Invalid	Question
1	v0101	1.我對自己的看法很有信心，即使它與一般的輿論相反。	discrete	numeric-8.0	1237	4	-
2	v0102	2.日常生活中的瑣事常讓我感到沮喪。	discrete	numeric-8.0	1239	2	-
3	v0103	3.有些人會覺得生活沒有目標，但我不會。	discrete	numeric-8.0	1240	1	-
4	v0104	4.在很多方面，我會對自己的成就感到失望。	discrete	numeric-8.0	1239	2	-

#	Name	Label	Type	Format	Valid	Invalid	Question
5	v0105	5.我從來沒有體驗過與他人維持溫暖又信任的關係。	discrete	numeric-8.0	1240	1	-
6	v0106	6.我已經放棄嘗試大幅改變我的生活方式很久了。	discrete	numeric-8.0	1240	1	-
7	v0107	7.我覺得我不屬於社區(社會、社群)中的一份子。	discrete	numeric-8.0	1241	0	-
8	v0108	8.我相信一般人是善良的。	discrete	numeric-8.0	1241	0	-
9	v0109	9.我對這個社區(社會、社群)做了一些有意義的事。	discrete	numeric-8.0	1241	0	-
10	v0110	10.我覺得社會已經停止再進步了。	discrete	numeric-8.0	1240	1	-
11	v0111	11.我無法理解世界上到底發生什麼事。	discrete	numeric-8.0	1240	1	-
12	v0112	12.我覺得自己時時充滿喜悅。	discrete	numeric-8.0	1239	2	-
13	v0113	13.我認為自己是個極快樂的人。	discrete	numeric-8.0	1240	1	-
14	v0114	14.我很滿意目前自己的生活。	discrete	numeric-8.0	1239	2	-
15	v0115	15.我覺得自己的生活很豐盛。	discrete	numeric-8.0	1239	2	-

Group 正式問卷二

#	Name	Label	Type	Format	Valid	Invalid	Question
1	v0201	1.感覺到被逗樂的程度。	discrete	numeric-8.0	1241	0	-
2	v0202	2.感覺到生氣的程度。	discrete	numeric-8.0	1239	2	-
3	v0203	3.感覺到丟臉的程度。	discrete	numeric-8.0	1240	1	-
4	v0204	4.感覺到驚奇的程度。	discrete	numeric-8.0	1241	0	-
5	v0205	5.感覺到不屑的程度。	discrete	numeric-8.0	1239	2	-
6	v0206	6.感覺到嫌惡的程度。	discrete	numeric-8.0	1238	3	-
7	v0207	7.感覺到尷尬的程度。	discrete	numeric-8.0	1240	1	-
8	v0208	8.感覺到感恩的程度。	discrete	numeric-8.0	1241	0	-
9	v0209	9.感覺到有罪惡感的程度。	discrete	numeric-8.0	1239	2	-
10	v0210	10.感覺到猜疑的程度。	discrete	numeric-8.0	1237	4	-
11	v0211	11.感覺到被激勵的程度。	discrete	numeric-8.0	1241	0	-
12	v0212	12.感覺到向上提昇的程度。	discrete	numeric-8.0	1241	0	-
13	v0213	13.感覺到好奇的程度。	discrete	numeric-8.0	1241	0	-
14	v0214	14.感覺到快樂的程度。	discrete	numeric-8.0	1241	0	-
15	v0215	15.感覺到親密的程度。	discrete	numeric-8.0	1241	0	-
16	v0216	16.感覺到自豪的程度。	discrete	numeric-8.0	1241	0	-
17	v0217	17.感覺到難過的程度。	discrete	numeric-8.0	1241	0	-
18	v0218	18.感覺到害怕的程度。	discrete	numeric-8.0	1238	3	-
19	v0219	19.感覺到滿足的程度。	discrete	numeric-8.0	1241	0	-
20	v0220	20.感覺到緊張的程度。	discrete	numeric-8.0	1241	0	-

Group 正式問卷三							
#	Name	Label	Type	Format	Valid	Invalid	Question
1	v0301	1.我從做過的事情中得到成就感。	discrete	numeric-8.0	1238	3	-
2	v0302	2.我的內心處於平靜祥和的狀態。	discrete	numeric-8.0	1238	3	-
3	v0303	3.我喜歡學習、接觸新的事物。	discrete	numeric-8.0	1236	5	-
4	v0304	4.我覺得我的生命是充實且有意義的。	discrete	numeric-8.0	1238	3	-
5	v0305	5.我對自己未來的發展，充滿正面的期待。	discrete	numeric-8.0	1238	3	-
6	v0306	6.我覺得自己很快樂。	discrete	numeric-8.0	1238	3	-
7	v0307	7.在我的生命中，有人真心關懷我。	discrete	numeric-8.0	1238	3	-
8	v0308	8.遭遇挫折時，我有自我療傷、走出傷痛的能力。	discrete	numeric-8.0	1237	4	-
9	v0309	9.我感到自己是一個有價值的人。	discrete	numeric-8.0	1238	3	-
10	v0310	10.我覺得自己精力充沛。	discrete	numeric-8.0	1238	3	-

Group 正式問卷四							
#	Name	Label	Type	Format	Valid	Invalid	Question
1	v0401	1.有自殺的念頭。	discrete	numeric-8.0	1239	2	-
2	v0402	2.對什麼事都失去興趣。	discrete	numeric-8.0	1240	1	-
3	v0403	3.凡事往壞的方向想。	discrete	numeric-8.0	1239	2	-
4	v0404	4.有罪惡感。	discrete	numeric-8.0	1239	2	-
5	v0405	5.感覺自己很沒用。	discrete	numeric-8.0	1239	2	-
6	v0406	6.無力感。	discrete	numeric-8.0	1238	3	-
7	v0407	7.有壓力。	discrete	numeric-8.0	1239	2	-
8	v0408	8.發脾氣、生氣。	discrete	numeric-8.0	1238	3	-
9	v0409	9.擔心、煩惱。	discrete	numeric-8.0	1240	1	-
10	v0410	10.害怕、恐懼。	discrete	numeric-8.0	1240	1	-
11	v0411	11.想哭。	discrete	numeric-8.0	1240	1	-
12	v0412	12.心情低落。	discrete	numeric-8.0	1239	2	-
13	v0413	13.胃口不好(或暴飲暴食)。	discrete	numeric-8.0	1238	3	-
14	v0414	14.睡眠狀況不佳。	discrete	numeric-8.0	1239	2	-
15	v0415	15.身體疲憊。	discrete	numeric-8.0	1239	2	-
16	v0416	16.無法專心做事。	discrete	numeric-8.0	1238	3	-
17	v0417	17.身體不舒服。	discrete	numeric-8.0	1239	2	-
18	v0418	18.記憶力不好。	discrete	numeric-8.0	1240	1	-
19	v0419	19.不想與他人往來。	discrete	numeric-8.0	1239	2	-
20	v0420	20.少說話(或不太愛說話)。	discrete	numeric-8.0	1240	1	-

#	Name	Label	Type	Format	Valid	Invalid	Question
21	v0421	21.不想出門。	discrete	numeric-8.0	1240	1	-
22	v0422	22.生活圈小。	discrete	numeric-8.0	1240	1	-

Group 建構變項

#	Name	Label	Type	Format	Valid	Invalid	Question
1	PEmotion	正向情緒: 含 v0201,v0204,v0208,v0211~v0214 共10題	continuous	numeric-8.0	1241	0	-
2	NEmotion	負向情緒: 含 0202~v0203,v0205~v0207,v0209,v0210 共計10題	continuous	numeric-8.0	1224	17	-
3	P_Ratio	正向比: 正向情緒除以負向 情緒之比值	continuous	numeric-8.2	1214	27	-
4	Psy_wb	心理幸福感: 含 v0101~v0106六題, 但 v0102,v0104,v0105,v0106為 反向題	discrete	numeric-8.0	1230	11	-
5	Soc_wb	社會幸福感: 含 v0107~v0111五題, 但 v0107,v0110,v0111為反向 題	discrete	numeric-8.0	1239	2	-
6	Emo_wb	情緒幸福感: 含 v0112~v0115四題	discrete	numeric-8.0	1236	5	-
7	Sub_wb	主觀幸福感: 含 v0101~v0115共計15題	continuous	numeric-8.0	1223	18	-
8	Flo_wb	巔峰幸福感: 含 v0301~v0310共計10題	continuous	numeric-8.0	1235	6	-
9	Dep_Co	憂鬱_認知因素: 含 v0401~v0406六題	discrete	numeric-8.0	1234	7	-
10	Dep_Em	憂鬱_情緒因素: 含 v0407~v0412六題	discrete	numeric-8.0	1237	4	-
11	Dep_Ph	憂鬱_身體因素: 含 v0413~v0418六題	discrete	numeric-8.0	1233	8	-
12	Dep_In	憂鬱_人際因素: 含 v0419~v0422四題	discrete	numeric-8.0	1239	2	-
13	Depress	憂鬱情緒: 含v0401~v0422 共計22題	continuous	numeric-8.0	1224	17	-
14	P_Coping	壓力正向因應: 含 v0501~v0511共計11題	continuous	numeric-8.0	1240	1	-

Group 學生問卷

#	Name	Label	Type	Format	Valid	Invalid	Question
1	ID	教師流水號	continuous	numeric-8.0	747	0	-
2	s_ID	學生流水號	continuous	numeric-8.0	747	0	-
3	s_gender	學生性別	discrete	numeric-8.0	746	1	-
4	s_grade	學生年級	discrete	numeric-8.0	747	0	-
5	sQ01	Q1:[內在歸因]只要我努力, 功課就一定可以進步	discrete	numeric-8.0	746	1	-

#	Name	Label	Type	Format	Valid	Invalid	Question
6	sQ02	Q2.[外在歸因]不管我再怎麼努力，功課還是不會進步	discrete	numeric-8.0	745	2	-
7	sQ03	Q3.[師生相處]我與老師(含導師)相處愉快	discrete	numeric-8.0	745	2	-
8	sQ04	Q4.[同儕相處]我與班上同學相處愉快	discrete	numeric-8.0	742	5	-
9	sQ05	Q5.[情緒幸福感]我認為自己是一個快樂的人	discrete	numeric-8.0	744	3	-
10	sQ06	Q6.[自我效能]我認為自己有能力可以把該學的東西學好	discrete	numeric-8.0	742	5	-
11	sQ07	Q7.[學習動機]我覺得上學很有趣	discrete	numeric-8.0	743	4	-
12	sQ08	Q8.[正向因應策略]當我碰到困難時，我會努力去解決	discrete	numeric-8.0	747	0	-
13	sQ09	Q9.[自我接納]我喜歡現在的自己	discrete	numeric-8.0	745	2	-
14	sQ10	Q10.[正向比]我心情好的時間多過於心情差的時間	discrete	numeric-8.0	745	2	-

Group 老師問卷

#	Name	Label	Type	Format	Valid	Invalid	Question
1	gender	教師性別	discrete	numeric-8.0	747	0	-
2	age	教師年齡	continuous	numeric-8.0	747	0	-
3	birth	教師出生年	continuous	numeric-8.0	747	0	-
4	edu	教師學歷	discrete	numeric-8.0	747	0	-
5	school_type	教師任教學校類型	discrete	numeric-8.0	693	54	-
6	school_loc	教師任教學校地點	discrete	numeric-8.0	747	0	-
7	job	教師目前任教職務	discrete	numeric-8.0	711	36	-
8	job_hr	教師每天下班後工作時數	discrete	numeric-8.0	747	0	-
9	stress_Stu	教師面對學生問題的壓力	discrete	numeric-8.0	747	0	-
10	stress_Par	教師面對家長問題的壓力	discrete	numeric-8.0	747	0	-
11	stress_Peer	教師面對同(人)事問題的壓力	discrete	numeric-8.0	747	0	-
12	PEmotion	教師正向情緒: 含 v0201,v0204,v0208,v0211~v0214 共10題	discrete	numeric-8.0	747	0	-
13	NEmotion	教師負向情緒: 含 v0202~v0203,v0205~v0207,v0210 共計10題	discrete	numeric-8.0	720	27	-
14	P_Ratio	教師正向比: 正向情緒除以負向情緒之比值	continuous	numeric-8.2	720	27	-
15	Psy_wb	教師心理幸福感: 含 v0101~v0106六題, 但 v0102,v0104,v0105,v0106為反向題	discrete	numeric-8.0	747	0	-

#	Name	Label	Type	Format	Valid	Invalid	Question
16	Soc_wb	教師社會幸福感: 含 v0107~v0111 五題, 但 v0107, v0110, v0111 為反向題	discrete	numeric-8.0	747	0	-
17	Emo_wb	教師情緒幸福感: 含 v0112~v0115 四題	discrete	numeric-8.0	747	0	-
18	Sub_wb	教師主觀幸福感: 含 v0101~v0115 共計 15 題	discrete	numeric-8.0	747	0	-
19	Flo_wb	教師巔峰幸福感: 含 v0301~v0310 共計 10 題	discrete	numeric-8.0	741	6	-
20	Dep_Co	教師憂鬱_認知因素: 含 v0401~v0406 六題	discrete	numeric-8.0	747	0	-
21	Dep_Em	教師憂鬱_情緒因素: 含 v0407~v0412 六題	discrete	numeric-8.0	747	0	-
22	Dep_Ph	教師憂鬱_身體因素: 含 v0413~v0418 六題	discrete	numeric-8.0	747	0	-
23	Dep_In	教師憂鬱_人際因素: 含 v0419~v0422 四題	discrete	numeric-8.0	747	0	-
24	Depress	教師憂鬱情緒: 含 v0401~v0422 共計 22 題	continuous	numeric-8.0	747	0	-
25	P_Coping	教師壓力正向因應: 含 v0501~v0511 共計 11 題	discrete	numeric-8.0	747	0	-

Group 正式問卷五

#	Name	Label	Type	Format	Valid	Invalid	Question
1	v0501	1.我是一位喜歡掌握事情且會負起責任的人。	discrete	numeric-8.0	1218	23	-
2	v0502	2.當達成某一目標後, 我會尋找另一個更具挑戰的目標。	discrete	numeric-8.0	1216	25	-
3	v0503	3.我喜歡面對挑戰和克服障礙。	discrete	numeric-8.0	1215	26	-
4	v0504	4.我有我的願景並且努力實踐它們。	discrete	numeric-8.0	1216	25	-
5	v0505	5.儘管有許多挫折, 我通常都能成功得到想要的結果。	discrete	numeric-8.0	1217	24	-
6	v0506	6.我會設法針對如何獲致成功而列出我所需要做的步驟。	discrete	numeric-8.0	1217	24	-
7	v0507	7.我總會試圖克服困難, 沒有什麼可以阻攔我的。	discrete	numeric-8.0	1217	24	-
8	v0508	8.當我應徵工作時, 我會想像我已獲得這份工作了。	discrete	numeric-8.0	1213	28	-
9	v0509	9.我能將阻力轉化為正向經驗。	discrete	numeric-8.0	1217	24	-
10	v0510	10.若別人告訴我「我不可能辦到某件事」, 我反而更會去執行它。	discrete	numeric-8.0	1217	24	-
11	v0511	11.當我碰到困難時, 我會主動去解決它。	discrete	numeric-8.0	1214	27	-

Variables Description

Dataset contains 222 variable(s)

File : WELLBEING1			
# ID: 編號			
Information		[Type= continuous] [Format=numeric] [Range= 1-1237] [Missing=*]	
Statistics [NW/ W]		[Valid=1237 /-] [Invalid=0 /-] [Mean=619 /-] [StdDev=357.235 /-]	
# type: 問卷類別			
Information		[Type= discrete] [Format=numeric] [Range= 1-2] [Missing=*]	
Statistics [NW/ W]		[Valid=1237 /-] [Invalid=0 /-]	
Value	Label	Cases	Percentage
1	紙本問卷	1160	<div></div> 93.8%
2	網路問卷	77	<div></div> 6.2%
Warning: these figures indicate the number of cases found in the data file. They cannot be interpreted as summary statistics of the population of interest.			
# v1: 性別			
Information		[Type= discrete] [Format=numeric] [Range= 1-2] [Missing=*/9/99/0]	
Statistics [NW/ W]		[Valid=1236 /-] [Invalid=1 /-]	
Value	Label	Cases	Percentage
1	男	561	<div></div> 45.4%
2	女	675	<div></div> 54.6%
9		1	
Warning: these figures indicate the number of cases found in the data file. They cannot be interpreted as summary statistics of the population of interest.			
# v2: 中華民國 ?年出生 (請填數字)			
Information		[Type= continuous] [Format=numeric] [Range= 9-80] [Missing=*/0]	
Statistics [NW/ W]		[Valid=1220 /-] [Invalid=17 /-] [Mean=61.398 /-] [StdDev=8.039 /-]	
# v3: 學歷			
Information		[Type= discrete] [Format=numeric] [Range= 1-4] [Missing=*/9/99/0]	
Statistics [NW/ W]		[Valid=1233 /-] [Invalid=4 /-]	
Value	Label	Cases	Percentage
1	專科	9	<div></div> 0.7%
2	大學	645	<div></div> 52.3%
3	碩士	569	<div></div> 46.1%
4	博士	10	<div></div> 0.8%
9		4	
Warning: these figures indicate the number of cases found in the data file. They cannot be interpreted as summary statistics of the population of interest.			
# v4: 任教學校類型			
Information		[Type= discrete] [Format=numeric] [Range= 1-4] [Missing=*/9/99/0]	
Statistics [NW/ W]		[Valid=1179 /-] [Invalid=58 /-]	
Value	Label	Cases	Percentage
1	國小	810	<div></div> 68.7%
2	國中	249	<div></div> 21.1%
3	高中	75	<div></div> 6.4%
4	高職 (含專科)	45	<div></div> 3.8%
9		58	
Warning: these figures indicate the number of cases found in the data file. They cannot be interpreted as summary statistics of the population of interest.			

File : WELLBEING1

v5: 任教學校地點的所在縣市

Information	[Type= discrete] [Format=character] [Missing=*/99/999]
Statistics [NW/ W]	[Valid=1225 /-] [Invalid=12 /-]

Value	Label	Cases	Percentage
01	基隆市	17	<div><div></div></div> 1.4%
02	台北市	102	<div><div></div></div> 8.3%
03	新北市	122	<div><div></div></div> 10.0%
04	桃園縣	91	<div><div></div></div> 7.4%
05	新竹縣	21	<div><div></div></div> 1.7%
06	新竹市	6	<div><div></div></div> 0.5%
07	苗栗縣	55	<div><div></div></div> 4.5%
08	台中市	144	<div><div></div></div> 11.8%
09	彰化縣	79	<div><div></div></div> 6.4%
10	雲林縣	76	<div><div></div></div> 6.2%
11	嘉義市	4	<div><div></div></div> 0.3%
12	嘉義縣	35	<div><div></div></div> 2.9%
13	南投縣	61	<div><div></div></div> 5.0%
14	台南市	113	<div><div></div></div> 9.2%
15	高雄市	91	<div><div></div></div> 7.4%
16	屏東縣	75	<div><div></div></div> 6.1%
17	宜蘭縣	36	<div><div></div></div> 2.9%
18	台東縣	28	<div><div></div></div> 2.3%
19	花蓮縣	44	<div><div></div></div> 3.6%
20	金門縣	9	<div><div></div></div> 0.7%
21	馬祖縣	0	
22	連江縣	4	<div><div></div></div> 0.3%
23	澎湖縣	12	<div><div></div></div> 1.0%
99		11	
999		1	

Warning: these figures indicate the number of cases found in the data file. They cannot be interpreted as summary statistics of the population of interest.

v6: 擔任志工的頻率

Information	[Type= discrete] [Format=numeric] [Range= 1-4] [Missing=*/9/99/0]
Statistics [NW/ W]	[Valid=1226 /-] [Invalid=11 /-]

Value	Label	Cases	Percentage
1	未曾參與	615	<div><div></div></div> 50.2%
2	每年僅幾次	511	<div><div></div></div> 41.7%
3	每月數次	79	<div><div></div></div> 6.4%
4	每週數次	21	<div><div></div></div> 1.7%
9		11	

Warning: these figures indicate the number of cases found in the data file. They cannot be interpreted as summary statistics of the population of interest.

v7: 參與宗教活動(如祈禱、誦經、慶典或參拜儀式等)的頻率

Information	[Type= discrete] [Format=numeric] [Range= 1-4] [Missing=*/9/99/0]
Statistics [NW/ W]	[Valid=1234 /-] [Invalid=3 /-]

File : WELLBEING1

v7: 參與宗教活動(如祈禱、誦經、慶典或參拜儀式等)的頻率

Value	Label	Cases	Percentage
1	未曾參與	442	35.8%
2	每年僅幾次	595	48.2%
3	每月數次	151	12.2%
4	每天	46	3.7%
9		3	

Warning: these figures indicate the number of cases found in the data file. They cannot be interpreted as summary statistics of the population of interest.

v8: 練習靜坐、冥想的頻率

Information	[Type= discrete] [Format=numeric] [Range= 1-4] [Missing=* /9/99/0]
Statistics [NW/ W]	[Valid=1227 /-] [Invalid=10 /-]

Value	Label	Cases	Percentage
1	未曾練習	947	77.2%
2	每月數次	188	15.3%
3	每週數次	64	5.2%
4	每天	28	2.3%
9		10	

Warning: these figures indicate the number of cases found in the data file. They cannot be interpreted as summary statistics of the population of interest.

v9: 使用社群網路平台(Facebook、Line、Twitter、We-Chat、Skype等)的頻率

Information	[Type= discrete] [Format=numeric] [Range= 1-4] [Missing=* /9/99/0]
Statistics [NW/ W]	[Valid=1230 /-] [Invalid=7 /-]

Value	Label	Cases	Percentage
1	未曾使用	171	13.9%
2	每週數次	461	37.5%
3	每天數次	434	35.3%
4	隨時保持連線中	164	13.3%
9		7	

Warning: these figures indicate the number of cases found in the data file. They cannot be interpreted as summary statistics of the population of interest.

v10: 是否有意願參加本研究於寒暑假期間辦理的教師心理健康促進工作坊

Information	[Type= discrete] [Format=numeric] [Range= 1-3] [Missing=* /9/99/0]
Statistics [NW/ W]	[Valid=1227 /-] [Invalid=10 /-]

Value	Label	Cases	Percentage
1	有意願	503	41.0%
2	沒有意願	723	58.9%
3		1	0.1%
9		10	

Warning: these figures indicate the number of cases found in the data file. They cannot be interpreted as summary statistics of the population of interest.


a01: 我對自己的看法很有信心，即使它與一般的輿論相反。

Information	[Type= discrete] [Format=numeric] [Range= 1-4] [Missing=* /9/99/0]
Statistics [NW/ W]	[Valid=1235 /-] [Invalid=2 /-]

Value	Label	Cases	Percentage
1	非常不同意	13	1.1%

File : WELLBEING1





a01: 我對自己的看法很有信心，即使它與一般的輿論相反。

Value	Label	Cases	Percentage
2	不同意	300	 24.3%
3	同意	763	 61.8%
4	非常同意	159	 12.9%
9		2	

Warning: these figures indicate the number of cases found in the data file. They cannot be interpreted as summary statistics of the population of interest.

a02: 日常生活中的瑣事常讓我感到沮喪。





Information	[Type= discrete] [Format=numeric] [Range= 1-4] [Missing=*/9/99/0]
Statistics [NW/ W]	[Valid=1236 /-] [Invalid=1 /-]

Value	Label	Cases	Percentage
1	非常不同意	138	 11.2%
2	不同意	720	 58.3%
3	同意	340	 27.5%
4	非常同意	38	 3.1%
9		1	

Warning: these figures indicate the number of cases found in the data file. They cannot be interpreted as summary statistics of the population of interest.

a03: 有些人會覺得生活沒有目標，但我不會。

Information	[Type= discrete] [Format=numeric] [Range= 1-4] [Missing=*/9/99/0]
Statistics [NW/ W]	[Valid=1234 /-] [Invalid=3 /-]

Value	Label	Cases	Percentage
1	非常不同意	13	 1.1%
2	不同意	143	 11.6%
3	同意	800	 64.8%
4	非常同意	278	 22.5%
9		3	

Warning: these figures indicate the number of cases found in the data file. They cannot be interpreted as summary statistics of the population of interest.

a04: 在很多方面，我會對自己的成就感到失望。

Information	[Type= discrete] [Format=numeric] [Range= 1-4] [Missing=*/9/99/0]
Statistics [NW/ W]	[Valid=1236 /-] [Invalid=1 /-]

Value	Label	Cases	Percentage
1	非常不同意	220	 17.8%
2	不同意	813	 65.8%
3	同意	171	 13.8%
4	非常同意	32	 2.6%
9		1	

Warning: these figures indicate the number of cases found in the data file. They cannot be interpreted as summary statistics of the population of interest.

a05: 我從來沒有體驗過與他人維持溫暖又信任的關係。

Information	[Type= discrete] [Format=numeric] [Range= 1-4] [Missing=*/9/99/0]
Statistics [NW/ W]	[Valid=1235 /-] [Invalid=2 /-]

Value	Label	Cases	Percentage
1	非常不同意	549	 44.5%
2	不同意	609	 49.3%

File : WELLBEING1

a05: 我從來沒有體驗過與他人維持溫暖又信任的關係。

Value	Label	Cases	Percentage
3	同意	54	4.4%
4	非常同意	23	1.9%
9		2	

Warning: these figures indicate the number of cases found in the data file. They cannot be interpreted as summary statistics of the population of interest.

a06: 我已經放棄嘗試大幅改變我的生活方式很久了。

Information	[Type= discrete] [Format=numeric] [Range= 1-4] [Missing=* /9/99/0]
Statistics [NW/ W]	[Valid=1233 /-] [Invalid=4 /-]

Value	Label	Cases	Percentage
1	非常不同意	194	15.7%
2	不同意	632	51.3%
3	同意	361	29.3%
4	非常同意	46	3.7%
9		4	

Warning: these figures indicate the number of cases found in the data file. They cannot be interpreted as summary statistics of the population of interest.

a07: 我覺得我不屬於社區(社會、社群)中的一份子。

Information	[Type= discrete] [Format=numeric] [Range= 1-4] [Missing=* /9/99/0]
Statistics [NW/ W]	[Valid=1235 /-] [Invalid=2 /-]

Value	Label	Cases	Percentage
1	非常不同意	466	37.7%
2	不同意	677	54.8%
3	同意	69	5.6%
4	非常同意	23	1.9%
9		2	

Warning: these figures indicate the number of cases found in the data file. They cannot be interpreted as summary statistics of the population of interest.

a08: 我相信一般人是善良的。

Information	[Type= discrete] [Format=numeric] [Range= 1-4] [Missing=* /9/99/0]
Statistics [NW/ W]	[Valid=1236 /-] [Invalid=1 /-]

Value	Label	Cases	Percentage
1	非常不同意	15	1.2%
2	不同意	84	6.8%
3	同意	855	69.2%
4	非常同意	282	22.8%
9		1	

Warning: these figures indicate the number of cases found in the data file. They cannot be interpreted as summary statistics of the population of interest.

a09: 我對這個社區(社會、社群)做一些有意義的事。

Information	[Type= discrete] [Format=numeric] [Range= 1-4] [Missing=* /9/99/0]
Statistics [NW/ W]	[Valid=1235 /-] [Invalid=2 /-]

Value	Label	Cases	Percentage
1	非常不同意	5	0.4%
2	不同意	71	5.7%
3	同意	927	75.1%

File : WELLBEING1

a09: 我對這個社區(社會、社群)做一些有意義的事。

Value	Label	Cases	Percentage
4	非常同意	232	<div><div></div></div> 18.8%
9		2	

Warning: these figures indicate the number of cases found in the data file. They cannot be interpreted as summary statistics of the population of interest.

a10: 我覺得社會已經停止再進步了。

Information	[Type= discrete] [Format=numeric] [Range= 1-4] [Missing=*/9/99/0]
Statistics [NW/ W]	[Valid=1236 /-] [Invalid=1 /-]

Value	Label	Cases	Percentage
1	非常不同意	178	<div><div></div></div> 14.4%
2	不同意	763	<div><div></div></div> 61.7%
3	同意	242	<div><div></div></div> 19.6%
4	非常同意	53	<div><div></div></div> 4.3%
9		1	

Warning: these figures indicate the number of cases found in the data file. They cannot be interpreted as summary statistics of the population of interest.

a11: 我無法理解世界上到底發生什麼事。

Information	[Type= discrete] [Format=numeric] [Range= 1-4] [Missing=*/9/99/0]
Statistics [NW/ W]	[Valid=1231 /-] [Invalid=6 /-]

Value	Label	Cases	Percentage
1	非常不同意	232	<div><div></div></div> 18.8%
2	不同意	795	<div><div></div></div> 64.6%
3	同意	180	<div><div></div></div> 14.6%
4	非常同意	24	<div><div></div></div> 1.9%
9		6	

Warning: these figures indicate the number of cases found in the data file. They cannot be interpreted as summary statistics of the population of interest.

a12: 我覺得自己時時充滿喜悅。

Information	[Type= discrete] [Format=numeric] [Range= 1-4] [Missing=*/9/99/0]
Statistics [NW/ W]	[Valid=1232 /-] [Invalid=5 /-]

Value	Label	Cases	Percentage
1	非常不同意	21	<div><div></div></div> 1.7%
2	不同意	269	<div><div></div></div> 21.8%
3	同意	791	<div><div></div></div> 64.2%
4	非常同意	151	<div><div></div></div> 12.3%
9		5	

Warning: these figures indicate the number of cases found in the data file. They cannot be interpreted as summary statistics of the population of interest.

a13: 我認為自己是個極快樂的人。

Information	[Type= discrete] [Format=numeric] [Range= 1-4] [Missing=*/9/99/0]
Statistics [NW/ W]	[Valid=1231 /-] [Invalid=6 /-]

Value	Label	Cases	Percentage
1	非常不同意	45	<div><div></div></div> 3.7%
2	不同意	416	<div><div></div></div> 33.8%
3	同意	655	<div><div></div></div> 53.2%
4	非常同意	115	<div><div></div></div> 9.3%

File : WELLBEING1			
# a13: 我認為自己是個極快樂的人。			
Value	Label	Cases	Percentage
9		6	
<i>Warning: these figures indicate the number of cases found in the data file. They cannot be interpreted as summary statistics of the population of interest.</i>			
# a14: 我很滿意目前自己的生活。			
Information	[Type= discrete] [Format=numeric] [Range= 1-4] [Missing=*/9/99/0]		
Statistics [NW/ W]	[Valid=1235 /-] [Invalid=2 /-]		
Value	Label	Cases	Percentage
1	非常不同意	25	<div><div></div>2.0%</div>
2	不同意	180	<div><div></div>14.6%</div>
3	同意	830	<div><div></div>67.2%</div>
4	非常同意	200	<div><div></div>16.2%</div>
9		2	
<i>Warning: these figures indicate the number of cases found in the data file. They cannot be interpreted as summary statistics of the population of interest.</i>			
# a15: 我覺得自己的生活很豐盛。			
Information	[Type= discrete] [Format=numeric] [Range= 1-4] [Missing=*/9/99/0]		
Statistics [NW/ W]	[Valid=1234 /-] [Invalid=3 /-]		
Value	Label	Cases	Percentage
1	非常不同意	17	<div><div></div>1.4%</div>
2	不同意	231	<div><div></div>18.7%</div>
3	同意	772	<div><div></div>62.6%</div>
4	非常同意	214	<div><div></div>17.3%</div>
9		3	
<i>Warning: these figures indicate the number of cases found in the data file. They cannot be interpreted as summary statistics of the population of interest.</i>			
# b01: 我會盡力扮演好人生中的各種角色。			
Information	[Type= discrete] [Format=numeric] [Range= 1-4] [Missing=*/9/99/0]		
Statistics [NW/ W]	[Valid=1237 /-] [Invalid=0 /-]		
Value	Label	Cases	Percentage
1	非常不同意	2	<div><div></div>0.2%</div>
2	不同意	16	<div><div></div>1.3%</div>
3	同意	825	<div><div></div>66.7%</div>
4	非常同意	394	<div><div></div>31.9%</div>
<i>Warning: these figures indicate the number of cases found in the data file. They cannot be interpreted as summary statistics of the population of interest.</i>			
# b02: 我會思索與生命意義有關的課題。			
Information	[Type= discrete] [Format=numeric] [Range= 1-4] [Missing=*/9/99/0]		
Statistics [NW/ W]	[Valid=1234 /-] [Invalid=3 /-]		
Value	Label	Cases	Percentage
1	非常不同意	3	<div><div></div>0.2%</div>
2	不同意	83	<div><div></div>6.7%</div>
3	同意	828	<div><div></div>67.1%</div>
4	非常同意	320	<div><div></div>25.9%</div>
9		3	
<i>Warning: these figures indicate the number of cases found in the data file. They cannot be interpreted as summary statistics of the population of interest.</i>			

File : WELLBEING1			
# b03: 我覺得我的生活充滿樂趣。			
Information	[Type= discrete] [Format=numeric] [Range= 1-4] [Missing=*/9/99/0]		
Statistics [NW/ W]	[Valid=1236 /-] [Invalid=1 /-]		
Value	Label	Cases	Percentage
1	非常不同意	13	<div><div></div></div> 1.1%
2	不同意	177	<div><div></div></div> 14.3%
3	同意	825	<div><div></div></div> 66.7%
4	非常同意	221	<div><div></div></div> 17.9%
9		1	
Warning: these figures indicate the number of cases found in the data file. They cannot be interpreted as summary statistics of the population of interest.			
# b04: 我喜歡從事讓自己心靈沉澱、成長的活動。			
Information	[Type= discrete] [Format=numeric] [Range= 1-4] [Missing=*/9/99/0]		
Statistics [NW/ W]	[Valid=1237 /-] [Invalid=0 /-]		
Value	Label	Cases	Percentage
1	非常不同意	11	<div><div></div></div> 0.9%
2	不同意	199	<div><div></div></div> 16.1%
3	同意	780	<div><div></div></div> 63.1%
4	非常同意	247	<div><div></div></div> 20.0%
Warning: these figures indicate the number of cases found in the data file. They cannot be interpreted as summary statistics of the population of interest.			
# b05: 我會盡力讓自己的生活過得有意義。			
Information	[Type= discrete] [Format=numeric] [Range= 1-4] [Missing=*/9/99/0]		
Statistics [NW/ W]	[Valid=1237 /-] [Invalid=0 /-]		
Value	Label	Cases	Percentage
1	非常不同意	3	<div><div></div></div> 0.2%
2	不同意	37	<div><div></div></div> 3.0%
3	同意	853	<div><div></div></div> 69.0%
4	非常同意	344	<div><div></div></div> 27.8%
Warning: these figures indicate the number of cases found in the data file. They cannot be interpreted as summary statistics of the population of interest.			
# b06: 我會用愛來包容各種情境與關係。			
Information	[Type= discrete] [Format=numeric] [Range= 1-4] [Missing=*/9/99/0]		
Statistics [NW/ W]	[Valid=1236 /-] [Invalid=1 /-]		
Value	Label	Cases	Percentage
1	非常不同意	5	<div><div></div></div> 0.4%
2	不同意	74	<div><div></div></div> 6.0%
3	同意	933	<div><div></div></div> 75.5%
4	非常同意	224	<div><div></div></div> 18.1%
9		1	
Warning: these figures indicate the number of cases found in the data file. They cannot be interpreted as summary statistics of the population of interest.			
# b07: 我能接納不同意見，與人和諧相處。			
Information	[Type= discrete] [Format=numeric] [Range= 1-4] [Missing=*/9/99/0]		
Statistics [NW/ W]	[Valid=1236 /-] [Invalid=1 /-]		

File : WELLBEING1

b07: 我能接納不同意見，與人和諧相處。

Value	Label	Cases	Percentage
1	非常不同意	4	0.3%
2	不同意	25	2.0%
3	同意	939	76.0%
4	非常同意	268	21.7%
9		1	

Warning: these figures indicate the number of cases found in the data file. They cannot be interpreted as summary statistics of the population of interest.

b08: 我能原諒他人對我造成的傷害。

Information	[Type= discrete] [Format=numeric] [Range= 1-4] [Missing=* /9/99/0]
Statistics [NW/ W]	[Valid=1234 /-] [Invalid=3 /-]

Value	Label	Cases	Percentage
1	非常不同意	8	0.6%
2	不同意	142	11.5%
3	同意	954	77.3%
4	非常同意	130	10.5%
9		3	

Warning: these figures indicate the number of cases found in the data file. They cannot be interpreted as summary statistics of the population of interest.

b09: 我有值得信任、無話不談的親友。

Information	[Type= discrete] [Format=numeric] [Range= 1-4] [Missing=* /9/99/0]
Statistics [NW/ W]	[Valid=1237 /-] [Invalid=0 /-]

Value	Label	Cases	Percentage
1	非常不同意	4	0.3%
2	不同意	71	5.7%
3	同意	782	63.2%
4	非常同意	380	30.7%

Warning: these figures indicate the number of cases found in the data file. They cannot be interpreted as summary statistics of the population of interest.

b10: 看到別人有成就時，我會為他感到高興。

Information	[Type= discrete] [Format=numeric] [Range= 1-4] [Missing=* /9/99/0]
Statistics [NW/ W]	[Valid=1236 /-] [Invalid=1 /-]

Value	Label	Cases	Percentage
1	非常不同意	1	0.1%
2	不同意	21	1.7%
3	同意	875	70.8%
4	非常同意	339	27.4%
9		1	

Warning: these figures indicate the number of cases found in the data file. They cannot be interpreted as summary statistics of the population of interest.

b11: 我感受到一草一木都充滿了生命力。

Information	[Type= discrete] [Format=numeric] [Range= 1-4] [Missing=* /9/99/0]
Statistics [NW/ W]	[Valid=1235 /-] [Invalid=2 /-]

Value	Label	Cases	Percentage
1	非常不同意	3	0.2%

File : WELLBEING1			
# b11: 我感受到一草一木都充滿了生命力。			
Value	Label	Cases	Percentage
2	不同意	81	<div><div></div></div> 6.6%
3	同意	856	<div><div></div></div> 69.3%
4	非常同意	295	<div><div></div></div> 23.9%
9		2	
<i>Warning: these figures indicate the number of cases found in the data file. They cannot be interpreted as summary statistics of the population of interest.</i>			
# b12: 我會藉由祈禱來讓自己獲得心靈的平靜。			
Information	[Type= discrete] [Format=numeric] [Range= 1-4] [Missing=*/9/99/0]		
Statistics [NW/ W]	[Valid=1231 /-] [Invalid=6 /-]		
Value	Label	Cases	Percentage
1	非常不同意	110	<div><div></div></div> 8.9%
2	不同意	419	<div><div></div></div> 34.0%
3	同意	528	<div><div></div></div> 42.9%
4	非常同意	174	<div><div></div></div> 14.1%
9		6	
<i>Warning: these figures indicate the number of cases found in the data file. They cannot be interpreted as summary statistics of the population of interest.</i>			
# b13: 我覺得自己的存在和所有的天地萬物有關。			
Information	[Type= discrete] [Format=numeric] [Range= 1-4] [Missing=*/9/99/0]		
Statistics [NW/ W]	[Valid=1234 /-] [Invalid=3 /-]		
Value	Label	Cases	Percentage
1	非常不同意	17	<div><div></div></div> 1.4%
2	不同意	151	<div><div></div></div> 12.2%
3	同意	807	<div><div></div></div> 65.4%
4	非常同意	259	<div><div></div></div> 21.0%
9		3	
<i>Warning: these figures indicate the number of cases found in the data file. They cannot be interpreted as summary statistics of the population of interest.</i>			
# b14: 大自然的美景讓我感受到生命的神聖與美妙。			
Information	[Type= discrete] [Format=numeric] [Range= 1-4] [Missing=*/9/99/0]		
Statistics [NW/ W]	[Valid=1237 /-] [Invalid=0 /-]		
Value	Label	Cases	Percentage
1	非常不同意	3	<div><div></div></div> 0.2%
2	不同意	44	<div><div></div></div> 3.6%
3	同意	777	<div><div></div></div> 62.8%
4	非常同意	413	<div><div></div></div> 33.4%
<i>Warning: these figures indicate the number of cases found in the data file. They cannot be interpreted as summary statistics of the population of interest.</i>			
# b15: 我感恩偉大造物者創造每個獨一無二的生命。			
Information	[Type= discrete] [Format=numeric] [Range= 1-4] [Missing=*/9/99/0]		
Statistics [NW/ W]	[Valid=1236 /-] [Invalid=1 /-]		
Value	Label	Cases	Percentage
1	非常不同意	19	<div><div></div></div> 1.5%
2	不同意	105	<div><div></div></div> 8.5%
3	同意	786	<div><div></div></div> 63.6%

File : WELLBEING1





b15: 我感恩偉大造物者創造每個獨一無二的生命。

Value	Label	Cases	Percentage
4	非常同意	326	 26.4%
9		1	

Warning: these figures indicate the number of cases found in the data file. They cannot be interpreted as summary statistics of the population of interest.

b16: 我相信藉著信仰的力量能幫助心靈的成長。





Information	[Type= discrete] [Format=numeric] [Range= 1-4] [Missing=*/9/99/0]
Statistics [NW/ W]	[Valid=1234 /-] [Invalid=3 /-]

Value	Label	Cases	Percentage
1	非常不同意	41	 3.3%
2	不同意	197	 16.0%
3	同意	771	 62.5%
4	非常同意	225	 18.2%
9		3	

Warning: these figures indicate the number of cases found in the data file. They cannot be interpreted as summary statistics of the population of interest.

b17: 我相信參與宗教活動可以得到身心靈的平安。





Information	[Type= discrete] [Format=numeric] [Range= 1-4] [Missing=*/9/99/0]
Statistics [NW/ W]	[Valid=1233 /-] [Invalid=4 /-]

Value	Label	Cases	Percentage
1	非常不同意	39	 3.2%
2	不同意	213	 17.3%
3	同意	782	 63.4%
4	非常同意	199	 16.1%
9		4	

Warning: these figures indicate the number of cases found in the data file. They cannot be interpreted as summary statistics of the population of interest.

b18: 宗教或信仰能帶給我正面積極的力量。





Information	[Type= discrete] [Format=numeric] [Range= 1-4] [Missing=*/9/99/0]
Statistics [NW/ W]	[Valid=1234 /-] [Invalid=3 /-]

Value	Label	Cases	Percentage
1	非常不同意	36	 2.9%
2	不同意	228	 18.5%
3	同意	776	 62.9%
4	非常同意	194	 15.7%
9		3	

Warning: these figures indicate the number of cases found in the data file. They cannot be interpreted as summary statistics of the population of interest.

b19: 我會關心與宗教或信仰有關的各種資訊。

Information	[Type= discrete] [Format=numeric] [Range= 1-4] [Missing=*/9/99/0]
Statistics [NW/ W]	[Valid=1233 /-] [Invalid=4 /-]

Value	Label	Cases	Percentage
1	非常不同意	80	 6.5%
2	不同意	509	 41.3%
3	同意	525	 42.6%
4	非常同意	119	 9.7%

File : WELLBEING1			
# b19: 我會關心與宗教或信仰有關的各種資訊。			
Value	Label	Cases	Percentage
9		4	
<i>Warning: these figures indicate the number of cases found in the data file. They cannot be interpreted as summary statistics of the population of interest.</i>			
# b20: 我相信宗教或信仰可以幫助自己渡過難關。			
Information	[Type= discrete] [Format=numeric] [Range= 1-4] [Missing=*/9/99/0]		
Statistics [NW/ W]	[Valid=1235 /-] [Invalid=2 /-]		
Value	Label	Cases	Percentage
1	非常不同意	54	<div><div></div>4.4%</div>
2	不同意	298	<div><div></div>24.1%</div>
3	同意	711	<div><div></div>57.6%</div>
4	非常同意	172	<div><div></div>13.9%</div>
9		2	
<i>Warning: these figures indicate the number of cases found in the data file. They cannot be interpreted as summary statistics of the population of interest.</i>			
# c01: 我從做過的事情中得到成就感。			
Information	[Type= discrete] [Format=numeric] [Range= 1-4] [Missing=*/9/99/0]		
Statistics [NW/ W]	[Valid=1236 /-] [Invalid=1 /-]		
Value	Label	Cases	Percentage
1	非常不同意	4	<div><div></div>0.3%</div>
2	不同意	25	<div><div></div>2.0%</div>
3	同意	917	<div><div></div>74.2%</div>
4	非常同意	290	<div><div></div>23.5%</div>
9		1	
<i>Warning: these figures indicate the number of cases found in the data file. They cannot be interpreted as summary statistics of the population of interest.</i>			
# c02: 我的內心處於平靜祥和的狀態。			
Information	[Type= discrete] [Format=numeric] [Range= 1-4] [Missing=*/9/99/0]		
Statistics [NW/ W]	[Valid=1233 /-] [Invalid=4 /-]		
Value	Label	Cases	Percentage
1	非常不同意	15	<div><div></div>1.2%</div>
2	不同意	145	<div><div></div>11.8%</div>
3	同意	877	<div><div></div>71.1%</div>
4	非常同意	196	<div><div></div>15.9%</div>
9		4	
<i>Warning: these figures indicate the number of cases found in the data file. They cannot be interpreted as summary statistics of the population of interest.</i>			
# c03: 我喜歡學習、接觸新的事物。			
Information	[Type= discrete] [Format=numeric] [Range= 1-4] [Missing=*/9/99/0]		
Statistics [NW/ W]	[Valid=1235 /-] [Invalid=2 /-]		
Value	Label	Cases	Percentage
1	非常不同意	3	<div><div></div>0.2%</div>
2	不同意	85	<div><div></div>6.9%</div>
3	同意	808	<div><div></div>65.4%</div>
4	非常同意	339	<div><div></div>27.4%</div>
9		2	

File : WELLBEING1
c03: 我喜歡學習、接觸新的事物。
<i>Warning: these figures indicate the number of cases found in the data file. They cannot be interpreted as summary statistics of the population of interest.</i>

# c04: 我覺得我的生命是充實且有意義的。			
Information	[Type= discrete] [Format=numeric] [Range= 1-4] [Missing=*/9/99/0]		
Statistics [NW/ W]	[Valid=1232 /-] [Invalid=5 /-]		
Value	Label	Cases	Percentage
1	非常不同意	5	0.4%
2	不同意	76	6.2%
3	同意	854	69.3%
4	非常同意	297	24.1%
9		5	
Warning: these figures indicate the number of cases found in the data file. They cannot be interpreted as summary statistics of the population of interest.			
# c05: 我對自己未來的發展，充滿正面的期待。			
Information	[Type= discrete] [Format=numeric] [Range= 1-4] [Missing=*/9/99/0]		
Statistics [NW/ W]	[Valid=1233 /-] [Invalid=4 /-]		
Value	Label	Cases	Percentage
1	非常不同意	13	1.1%
2	不同意	98	7.9%
3	同意	851	69.0%
4	非常同意	271	22.0%
9		4	
Warning: these figures indicate the number of cases found in the data file. They cannot be interpreted as summary statistics of the population of interest.			
# c06: 我覺得自己很快樂。			
Information	[Type= discrete] [Format=numeric] [Range= 1-4] [Missing=*/9/99/0]		
Statistics [NW/ W]	[Valid=1230 /-] [Invalid=7 /-]		
Value	Label	Cases	Percentage
1	非常不同意	20	1.6%
2	不同意	184	15.0%
3	同意	821	66.7%
4	非常同意	205	16.7%
9		7	
Warning: these figures indicate the number of cases found in the data file. They cannot be interpreted as summary statistics of the population of interest.			
# c07: 在我的生命中，有人真心關懷我。			
Information	[Type= discrete] [Format=numeric] [Range= 1-4] [Missing=*/9/99/0]		
Statistics [NW/ W]	[Valid=1235 /-] [Invalid=2 /-]		
Value	Label	Cases	Percentage
1	非常不同意	3	0.2%
2	不同意	34	2.8%
3	同意	768	62.2%
4	非常同意	430	34.8%
9		2	
Warning: these figures indicate the number of cases found in the data file. They cannot be interpreted as summary statistics of the population of interest.			
# c08: 遭遇挫折時，我有自我療傷、走出傷痛的能力。			
Information	[Type= discrete] [Format=numeric] [Range= 1-4] [Missing=*/9/99/0]		
Statistics [NW/ W]	[Valid=1235 /-] [Invalid=2 /-]		

c08: 遭遇挫折時，我有自我療傷、走出傷痛的能力。

Value	Label	Cases	Percentage
1	非常不同意	3	0.2%
2	不同意	43	3.5%
3	同意	908	73.5%
4	非常同意	281	22.8%
9		2	

Warning: these figures indicate the number of cases found in the data file. They cannot be interpreted as summary statistics of the population of interest.

c09: 我感到自己是一個有價值的人。

Information	[Type= discrete] [Format=numeric] [Range= 1-4] [Missing=*/9/99/0]
Statistics [NW/ W]	[Valid=1233 /-] [Invalid=4 /-]

Value	Label	Cases	Percentage
1	非常不同意	5	0.4%
2	不同意	52	4.2%
3	同意	859	69.7%
4	非常同意	317	25.7%
9		4	

Warning: these figures indicate the number of cases found in the data file. They cannot be interpreted as summary statistics of the population of interest.

c10: 我覺得自己精力充沛。

Information	[Type= discrete] [Format=numeric] [Range= 1-4] [Missing=*/9/99/0]
Statistics [NW/ W]	[Valid=1232 /-] [Invalid=5 /-]

Value	Label	Cases	Percentage
1	非常不同意	18	1.5%
2	不同意	258	20.9%
3	同意	770	62.5%
4	非常同意	186	15.1%
9		5	

Warning: these figures indicate the number of cases found in the data file. They cannot be interpreted as summary statistics of the population of interest.

d01: 有自殺的念頭。

Information	[Type= discrete] [Format=numeric] [Range= 1-4] [Missing=*/9/99/0]
Statistics [NW/ W]	[Valid=1232 /-] [Invalid=5 /-]

Value	Label	Cases	Percentage
1	從不如此	1057	85.8%
2	偶爾如此	164	13.3%
3	經常如此	11	0.9%
4	總是如此	0	
9		5	

Warning: these figures indicate the number of cases found in the data file. They cannot be interpreted as summary statistics of the population of interest.

d02: 對什麼事都失去興趣。

Information	[Type= discrete] [Format=numeric] [Range= 1-4] [Missing=*/9/99/0]
Statistics [NW/ W]	[Valid=1233 /-] [Invalid=4 /-]

Value	Label	Cases	Percentage
1	從不如此	676	54.8%
2	偶爾如此	522	42.3%

# d02: 對什麼事都失去興趣。			
Value	Label	Cases	Percentage
3	經常如此	30	<div><div></div></div> 2.4%
4	總是如此	5	<div><div></div></div> 0.4%
9		4	
Warning: these figures indicate the number of cases found in the data file. They cannot be interpreted as summary statistics of the population of interest.			
# d03: 凡事往壞的方向想。			
Information	[Type= discrete] [Format=numeric] [Range= 1-4] [Missing=*/9/99/0]		
Statistics [NW/ W]	[Valid=1234 /-] [Invalid=3 /-]		
Value	Label	Cases	Percentage
1	從不如此	517	<div><div></div></div> 41.9%
2	偶爾如此	640	<div><div></div></div> 51.9%
3	經常如此	67	<div><div></div></div> 5.4%
4	總是如此	10	<div><div></div></div> 0.8%
9		3	
Warning: these figures indicate the number of cases found in the data file. They cannot be interpreted as summary statistics of the population of interest.			
# d04: 有罪惡感。			
Information	[Type= discrete] [Format=numeric] [Range= 1-4] [Missing=*/9/99/0]		
Statistics [NW/ W]	[Valid=1230 /-] [Invalid=7 /-]		
Value	Label	Cases	Percentage
1	從不如此	621	<div><div></div></div> 50.5%
2	偶爾如此	562	<div><div></div></div> 45.7%
3	經常如此	38	<div><div></div></div> 3.1%
4	總是如此	9	<div><div></div></div> 0.7%
9		7	
Warning: these figures indicate the number of cases found in the data file. They cannot be interpreted as summary statistics of the population of interest.			
# d05: 感覺自己很沒用。			
Information	[Type= discrete] [Format=numeric] [Range= 1-4] [Missing=*/9/99/0]		
Statistics [NW/ W]	[Valid=1232 /-] [Invalid=5 /-]		
Value	Label	Cases	Percentage
1	從不如此	747	<div><div></div></div> 60.6%
2	偶爾如此	440	<div><div></div></div> 35.7%
3	經常如此	35	<div><div></div></div> 2.8%
4	總是如此	10	<div><div></div></div> 0.8%
9		5	
Warning: these figures indicate the number of cases found in the data file. They cannot be interpreted as summary statistics of the population of interest.			
# d06: 無力感。			
Information	[Type= discrete] [Format=numeric] [Range= 1-4] [Missing=*/9/99/0]		
Statistics [NW/ W]	[Valid=1233 /-] [Invalid=4 /-]		
Value	Label	Cases	Percentage
1	從不如此	301	<div><div></div></div> 24.4%
2	偶爾如此	788	<div><div></div></div> 63.9%
3	經常如此	114	<div><div></div></div> 9.2%
4	總是如此	30	<div><div></div></div> 2.4%

# d06: 無力感。			
Value	Label	Cases	Percentage
9		4	
Warning: these figures indicate the number of cases found in the data file. They cannot be interpreted as summary statistics of the population of interest.			
# d07: 有壓力。			
Information	[Type= discrete] [Format=numeric] [Range= 1-4] [Missing=*/9/99/0]		
Statistics [NW/ W]	[Valid=1233 /-] [Invalid=4 /-]		
Value	Label	Cases	Percentage
1	從不如此	115	9.3%
2	偶爾如此	783	63.5%
3	經常如此	259	21.0%
4	總是如此	76	6.2%
9		4	
Warning: these figures indicate the number of cases found in the data file. They cannot be interpreted as summary statistics of the population of interest.			
# d08: 發脾氣、生氣。			
Information	[Type= discrete] [Format=numeric] [Range= 1-4] [Missing=*/9/99/0]		
Statistics [NW/ W]	[Valid=1233 /-] [Invalid=4 /-]		
Value	Label	Cases	Percentage
1	從不如此	123	10.0%
2	偶爾如此	935	75.8%
3	經常如此	142	11.5%
4	總是如此	33	2.7%
9		4	
Warning: these figures indicate the number of cases found in the data file. They cannot be interpreted as summary statistics of the population of interest.			
# d09: 擔心、煩惱。			
Information	[Type= discrete] [Format=numeric] [Range= 1-4] [Missing=*/9/99/0]		
Statistics [NW/ W]	[Valid=1234 /-] [Invalid=3 /-]		
Value	Label	Cases	Percentage
1	從不如此	149	12.1%
2	偶爾如此	858	69.5%
3	經常如此	180	14.6%
4	總是如此	47	3.8%
9		3	
Warning: these figures indicate the number of cases found in the data file. They cannot be interpreted as summary statistics of the population of interest.			
# d10: 害怕、恐懼。			
Information	[Type= discrete] [Format=numeric] [Range= 1-4] [Missing=*/9/99/0]		
Statistics [NW/ W]	[Valid=1232 /-] [Invalid=5 /-]		
Value	Label	Cases	Percentage
1	從不如此	431	35.0%
2	偶爾如此	716	58.1%
3	經常如此	67	5.4%
4	總是如此	18	1.5%
9		5	
Warning: these figures indicate the number of cases found in the data file. They cannot be interpreted as summary statistics of the population of interest.			

# d11: 想哭。			
Information	[Type= discrete] [Format=numeric] [Range= 1-4] [Missing=*/9/99/0]		
Statistics [NW/ W]	[Valid=1235 /-] [Invalid=2 /-]		
Value	Label	Cases	Percentage
1	從不如此	593	<div></div> 48.0%
2	偶爾如此	594	<div></div> 48.1%
3	經常如此	37	<div></div> 3.0%
4	總是如此	11	<div></div> 0.9%
9		2	
Warning: these figures indicate the number of cases found in the data file. They cannot be interpreted as summary statistics of the population of interest.			
# d12: 心情低落。			
Information	[Type= discrete] [Format=numeric] [Range= 1-4] [Missing=*/9/99/0]		
Statistics [NW/ W]	[Valid=1232 /-] [Invalid=5 /-]		
Value	Label	Cases	Percentage
1	從不如此	292	<div></div> 23.7%
2	偶爾如此	850	<div></div> 69.0%
3	經常如此	73	<div></div> 5.9%
4	總是如此	17	<div></div> 1.4%
9		5	
Warning: these figures indicate the number of cases found in the data file. They cannot be interpreted as summary statistics of the population of interest.			
# d13: 胃口不好(或暴飲暴食)。			
Information	[Type= discrete] [Format=numeric] [Range= 1-4] [Missing=*/9/99/0]		
Statistics [NW/ W]	[Valid=1234 /-] [Invalid=3 /-]		
Value	Label	Cases	Percentage
1	從不如此	588	<div></div> 47.6%
2	偶爾如此	576	<div></div> 46.7%
3	經常如此	56	<div></div> 4.5%
4	總是如此	14	<div></div> 1.1%
9		3	
Warning: these figures indicate the number of cases found in the data file. They cannot be interpreted as summary statistics of the population of interest.			
# d14: 睡眠狀況不佳。			
Information	[Type= discrete] [Format=numeric] [Range= 1-4] [Missing=*/9/99/0]		
Statistics [NW/ W]	[Valid=1236 /-] [Invalid=1 /-]		
Value	Label	Cases	Percentage
1	從不如此	374	<div></div> 30.3%
2	偶爾如此	678	<div></div> 54.9%
3	經常如此	141	<div></div> 11.4%
4	總是如此	43	<div></div> 3.5%
9		1	
Warning: these figures indicate the number of cases found in the data file. They cannot be interpreted as summary statistics of the population of interest.			
# d15: 身體疲憊。			
Information	[Type= discrete] [Format=numeric] [Range= 1-4] [Missing=*/9/99/0]		
Statistics [NW/ W]	[Valid=1236 /-] [Invalid=1 /-]		

# d15: 身體疲憊。			
Value	Label	Cases	Percentage
1	從不如此	168	<div><div></div></div> 13.6%
2	偶爾如此	768	<div><div></div></div> 62.1%
3	經常如此	230	<div><div></div></div> 18.6%
4	總是如此	70	<div><div></div></div> 5.7%
9		1	
Warning: these figures indicate the number of cases found in the data file. They cannot be interpreted as summary statistics of the population of interest.			
# d16: 無法專心做事。			
Information	[Type= discrete] [Format=numeric] [Range= 1-4] [Missing=*/9/99/0]		
Statistics [NW/ W]	[Valid=1232 /-] [Invalid=5 /-]		
Value	Label	Cases	Percentage
1	從不如此	337	<div><div></div></div> 27.4%
2	偶爾如此	801	<div><div></div></div> 65.0%
3	經常如此	85	<div><div></div></div> 6.9%
4	總是如此	9	<div><div></div></div> 0.7%
9		5	
Warning: these figures indicate the number of cases found in the data file. They cannot be interpreted as summary statistics of the population of interest.			
# d17: 身體不舒服。			
Information	[Type= discrete] [Format=numeric] [Range= 1-4] [Missing=*/9/99/0]		
Statistics [NW/ W]	[Valid=1236 /-] [Invalid=1 /-]		
Value	Label	Cases	Percentage
1	從不如此	263	<div><div></div></div> 21.3%
2	偶爾如此	864	<div><div></div></div> 69.9%
3	經常如此	93	<div><div></div></div> 7.5%
4	總是如此	16	<div><div></div></div> 1.3%
9		1	
Warning: these figures indicate the number of cases found in the data file. They cannot be interpreted as summary statistics of the population of interest.			
# d18: 記憶力不好。			
Information	[Type= discrete] [Format=numeric] [Range= 1-4] [Missing=*/9/99/0]		
Statistics [NW/ W]	[Valid=1234 /-] [Invalid=3 /-]		
Value	Label	Cases	Percentage
1	從不如此	210	<div><div></div></div> 17.0%
2	偶爾如此	796	<div><div></div></div> 64.5%
3	經常如此	192	<div><div></div></div> 15.6%
4	總是如此	36	<div><div></div></div> 2.9%
9		3	
Warning: these figures indicate the number of cases found in the data file. They cannot be interpreted as summary statistics of the population of interest.			
# d19: 不想與他人往來。			
Information	[Type= discrete] [Format=numeric] [Range= 1-4] [Missing=*/9/99/0]		
Statistics [NW/ W]	[Valid=1236 /-] [Invalid=1 /-]		
Value	Label	Cases	Percentage
1	從不如此	578	<div><div></div></div> 46.8%
2	偶爾如此	587	<div><div></div></div> 47.5%

# d19: 不想與他人往來。			
Value	Label	Cases	Percentage
3	經常如此	61	<div><div></div></div> 4.9%
4	總是如此	10	<div><div></div></div> 0.8%
9		1	
Warning: these figures indicate the number of cases found in the data file. They cannot be interpreted as summary statistics of the population of interest.			
# d20: 少說話(或不太愛說話)。			
Information	[Type= discrete] [Format=numeric] [Range= 1-4] [Missing=*/9/99/0]		
Statistics [NW/ W]	[Valid=1235 /-] [Invalid=2 /-]		
Value	Label	Cases	Percentage
1	從不如此	444	<div><div></div></div> 36.0%
2	偶爾如此	681	<div><div></div></div> 55.1%
3	經常如此	92	<div><div></div></div> 7.4%
4	總是如此	18	<div><div></div></div> 1.5%
9		2	
Warning: these figures indicate the number of cases found in the data file. They cannot be interpreted as summary statistics of the population of interest.			
# d21: 不想出門。			
Information	[Type= discrete] [Format=numeric] [Range= 1-4] [Missing=*/9/99/0]		
Statistics [NW/ W]	[Valid=1236 /-] [Invalid=1 /-]		
Value	Label	Cases	Percentage
1	從不如此	471	<div><div></div></div> 38.1%
2	偶爾如此	661	<div><div></div></div> 53.5%
3	經常如此	84	<div><div></div></div> 6.8%
4	總是如此	20	<div><div></div></div> 1.6%
9		1	
Warning: these figures indicate the number of cases found in the data file. They cannot be interpreted as summary statistics of the population of interest.			
# d22: 生活圈小。			
Information	[Type= discrete] [Format=numeric] [Range= 1-4] [Missing=*/9/99/0]		
Statistics [NW/ W]	[Valid=1235 /-] [Invalid=2 /-]		
Value	Label	Cases	Percentage
1	從不如此	363	<div><div></div></div> 29.4%
2	偶爾如此	590	<div><div></div></div> 47.8%
3	經常如此	218	<div><div></div></div> 17.7%
4	總是如此	64	<div><div></div></div> 5.2%
9		2	
Warning: these figures indicate the number of cases found in the data file. They cannot be interpreted as summary statistics of the population of interest.			

File : WELLBEING2			
# ID: 教師流水號			
Information		[Type= continuous] [Format=numeric] [Range= 10001-20074] [Missing=*/9999]	
Statistics [NW/ W]		[Valid=1241 /-] [Invalid=0 /-] [Mean=11152.969 /-] [StdDev=2262.327 /-]	
# gender: 性別			
Information		[Type= discrete] [Format=numeric] [Range= 1-2] [Missing=*/9]	
Statistics [NW/ W]		[Valid=1239 /-] [Invalid=2 /-]	
Value	Label	Cases	Percentage
1	Male	504	<div></div> 40.7%
2	Female	735	<div></div> 59.3%
9		2	
Warning: these figures indicate the number of cases found in the data file. They cannot be interpreted as summary statistics of the population of interest.			
# age: 年齡			
Information		[Type= continuous] [Format=numeric] [Range= 21-65] [Missing=*	
Statistics [NW/ W]		[Valid=1214 /-] [Invalid=27 /-] [Mean=41.178 /-] [StdDev=7.323 /-]	
# birth: 出生年			
Information		[Type= continuous] [Format=numeric] [Range= 39-83] [Missing=*/99]	
Statistics [NW/ W]		[Valid=1214 /-] [Invalid=27 /-] [Mean=62.822 /-] [StdDev=7.323 /-]	
# edu: 學歷			
Information		[Type= discrete] [Format=numeric] [Range= 1-4] [Missing=*/9]	
Statistics [NW/ W]		[Valid=1235 /-] [Invalid=6 /-]	
Value	Label	Cases	Percentage
1	專科	4	<div></div> 0.3%
2	大學	571	<div></div> 46.2%
3	碩士	650	<div></div> 52.6%
4	博士	10	<div></div> 0.8%
9		6	
Warning: these figures indicate the number of cases found in the data file. They cannot be interpreted as summary statistics of the population of interest.			
# school_type: 任教學校類型			
Information		[Type= discrete] [Format=numeric] [Range= 1-4] [Missing=*/9]	
Statistics [NW/ W]		[Valid=1187 /-] [Invalid=54 /-]	
Value	Label	Cases	Percentage
1	國小	829	<div></div> 69.8%
2	國中	239	<div></div> 20.1%
3	高中	74	<div></div> 6.2%
4	高職（含專科	45	<div></div> 3.8%
9		54	
Warning: these figures indicate the number of cases found in the data file. They cannot be interpreted as summary statistics of the population of interest.			
# school_loc: 任教學校地點			
Information		[Type= discrete] [Format=numeric] [Range= 1-23] [Missing=*/99]	
Statistics [NW/ W]		[Valid=1234 /-] [Invalid=7 /-]	

File : WELLBEING2

school_loc: 任教學校地點

Value	Label	Cases	Percentage
1	基隆市	22	<div><div></div></div> 1.8%
2	臺北市	86	<div><div></div></div> 7.0%
3	新北市	91	<div><div></div></div> 7.4%
4	桃園縣	112	<div><div></div></div> 9.1%
5	新竹縣	42	<div><div></div></div> 3.4%
6	新竹市	18	<div><div></div></div> 1.5%
7	苗栗縣	82	<div><div></div></div> 6.6%
8	台中市	116	<div><div></div></div> 9.4%
9	彰化縣	81	<div><div></div></div> 6.6%
10	雲林縣	79	<div><div></div></div> 6.4%
11	嘉義市	21	<div><div></div></div> 1.7%
12	嘉義縣	48	<div><div></div></div> 3.9%
13	南投縣	59	<div><div></div></div> 4.8%
14	台南市	107	<div><div></div></div> 8.7%
15	高雄市	99	<div><div></div></div> 8.0%
16	屏東縣	62	<div><div></div></div> 5.0%
17	宜蘭縣	26	<div><div></div></div> 2.1%
18	台東縣	29	<div><div></div></div> 2.4%
19	花蓮縣	15	<div><div></div></div> 1.2%
20	金門縣	18	<div><div></div></div> 1.5%
21	馬祖縣	0	
22	連江縣	4	<div><div></div></div> 0.3%
23	澎湖縣	17	<div><div></div></div> 1.4%
99		7	

Warning: these figures indicate the number of cases found in the data file. They cannot be interpreted as summary statistics of the population of interest.

job: 目前任教職務

Information	[Type= discrete] [Format=numeric] [Range= 1-3] [Missing=*/9]
Statistics [NW/ W]	[Valid=1208 /-] [Invalid=33 /-]

Value	Label	Cases	Percentage
1	導師	707	<div><div></div></div> 58.5%
2	科任教師	173	<div><div></div></div> 14.3%
3	兼任行政	328	<div><div></div></div> 27.2%
9		33	

Warning: these figures indicate the number of cases found in the data file. They cannot be interpreted as summary statistics of the population of interest.

job_hr: 每天下班後工作時數

Information	[Type= discrete] [Format=numeric] [Range= 1-4] [Missing=*/9]
Statistics [NW/ W]	[Valid=1232 /-] [Invalid=9 /-]

Value	Label	Cases	Percentage
1	1小時內	472	<div><div></div></div> 38.3%
2	2小時內	429	<div><div></div></div> 34.8%
3	3小時內	188	<div><div></div></div> 15.3%
4	4小時（含以上	143	<div><div></div></div> 11.6%

File : WELLBEING2			
# job_hr: 每天下班後工作時數			
Value	Label	Cases	Percentage
9		9	
<i>Warning: these figures indicate the number of cases found in the data file. They cannot be interpreted as summary statistics of the population of interest.</i>			
# stress_Stu: 學生問題的壓力			
Information	[Type= discrete] [Format=numeric] [Range= 0-3] [Missing=*/9]		
Statistics [NW/ W]	[Valid=1237 /-] [Invalid=4 /-]		
Value	Label	Cases	Percentage
0	勝任、無壓力	384	31.0%
1	略感壓力	633	51.2%
2	有些沈重	207	16.7%
3	無法負荷	13	1.1%
9		4	
<i>Warning: these figures indicate the number of cases found in the data file. They cannot be interpreted as summary statistics of the population of interest.</i>			
# stress_Par: 家長問題的壓力			
Information	[Type= discrete] [Format=numeric] [Range= 0-3] [Missing=*/9]		
Statistics [NW/ W]	[Valid=1239 /-] [Invalid=2 /-]		
Value	Label	Cases	Percentage
0	勝任、無壓力	483	39.0%
1	略感壓力	564	45.5%
2	有些沈重	173	14.0%
3	無法負荷	19	1.5%
9		2	
<i>Warning: these figures indicate the number of cases found in the data file. They cannot be interpreted as summary statistics of the population of interest.</i>			
# stress_Peer: 同(人)事問題的壓力			
Information	[Type= discrete] [Format=numeric] [Range= 0-3] [Missing=*/9]		
Statistics [NW/ W]	[Valid=1240 /-] [Invalid=1 /-]		
Value	Label	Cases	Percentage
0	勝任、無壓力	685	55.2%
1	略感壓力	420	33.9%
2	有些沈重	122	9.8%
3	無法負荷	13	1.0%
9		1	
<i>Warning: these figures indicate the number of cases found in the data file. They cannot be interpreted as summary statistics of the population of interest.</i>			
# v0101: 1. 我對自己的看法很有信心，即使它與一般的輿論相反。			
Information	[Type= discrete] [Format=numeric] [Range= 1-4] [Missing=*/9]		
Statistics [NW/ W]	[Valid=1237 /-] [Invalid=4 /-]		
Value	Label	Cases	Percentage
1	非常不同意	12	1.0%
2	不同意	330	26.7%
3	同意	771	62.3%
4	非常同意	124	10.0%
9		4	

File : WELLBEING2

v0101: 1.我對自己的看法很有信心，即使它與一般的輿論相反。

Warning: these figures indicate the number of cases found in the data file. They cannot be interpreted as summary statistics of the population of interest.

v0102: 2.日常生活中的瑣事常讓我感到沮喪。

Information [Type= discrete] [Format=numeric] [Range= 1-4] [Missing=*/9]

Statistics [NW/ W] [Valid=1239 /-] [Invalid=2 /-]




Value	Label	Cases	Percentage
1	非常不同意	124	 10.0%
2	不同意	704	 56.8%
3	同意	380	 30.7%
4	非常同意	31	 2.5%
9		2	

Warning: these figures indicate the number of cases found in the data file. They cannot be interpreted as summary statistics of the population of interest.

v0103: 3.有些人會覺得生活沒有目標， 但我不會。

Information [Type= discrete] [Format=numeric] [Range= 1-4] [Missing=*/9]

Statistics [NW/ W] [Valid=1240 /-] [Invalid=1 /-]

Value	Label	Cases	Percentage
1	非常不同意	11	 0.9%
2	不同意	160	 12.9%
3	同意	801	 64.6%
4	非常同意	268	 21.6%
9		1	

Warning: these figures indicate the number of cases found in the data file. They cannot be interpreted as summary statistics of the population of interest.

v0104: 4.在很多方面，我會對自己的成就感到失望。

Information [Type= discrete] [Format=numeric] [Range= 1-4] [Missing=*/9]

Statistics [NW/ W] [Valid=1239 /-] [Invalid=2 /-]

Value	Label	Cases	Percentage
1	非常不同意	221	 17.8%
2	不同意	809	 65.3%
3	同意	188	 15.2%
4	非常同意	21	 1.7%
9		2	

Warning: these figures indicate the number of cases found in the data file. They cannot be interpreted as summary statistics of the population of interest.

v0105: 5.我從來沒有體驗過與他人維持溫暖又信任的關係。

Information [Type= discrete] [Format=numeric] [Range= 1-4] [Missing=*/9]

Statistics [NW/ W] [Valid=1240 /-] [Invalid=1 /-]

Value	Label	Cases	Percentage
1	非常不同意	539	 43.5%
2	不同意	616	 49.7%
3	同意	67	 5.4%
4	非常同意	18	 1.5%
9		1	





Warning: these figures indicate the number of cases found in the data file. They cannot be interpreted as summary statistics of the population of interest.

File : WELLBEING2

v0106: 6.我已經放棄嘗試大幅改變我的生活方式很久了。

Information [Type= discrete] [Format=numeric] [Range= 1-4] [Missing=*/9]

Statistics [NW/ W] [Valid=1240 /-] [Invalid=1 /-]





Value	Label	Cases	Percentage
1	非常不同意	174	 14.0%
2	不同意	651	 52.5%
3	同意	369	 29.8%
4	非常同意	46	 3.7%
9		1	

Warning: these figures indicate the number of cases found in the data file. They cannot be interpreted as summary statistics of the population of interest.

v0107: 7.我覺得我不屬於社區(社會、社群)中的一份子。

Information [Type= discrete] [Format=numeric] [Range= 1-4] [Missing=*/9]

Statistics [NW/ W] [Valid=1241 /-] [Invalid=0 /-]


Value	Label	Cases	Percentage
1	非常不同意	454	 36.6%
2	不同意	708	 57.1%
3	同意	70	 5.6%
4	非常同意	9	 0.7%

Warning: these figures indicate the number of cases found in the data file. They cannot be interpreted as summary statistics of the population of interest.

v0108: 8.我相信一般人是善良的。

Information [Type= discrete] [Format=numeric] [Range= 1-4] [Missing=*/9]

Statistics [NW/ W] [Valid=1241 /-] [Invalid=0 /-]

Value	Label	Cases	Percentage
1	非常不同意	18	 1.5%
2	不同意	82	 6.6%
3	同意	851	 68.6%
4	非常同意	290	 23.4%

Warning: these figures indicate the number of cases found in the data file. They cannot be interpreted as summary statistics of the population of interest.

v0109: 9.我對這個社區(社會、社群)做了一些有意義的事。

Information [Type= discrete] [Format=numeric] [Range= 1-4] [Missing=*/9]

Statistics [NW/ W] [Valid=1241 /-] [Invalid=0 /-]

Value	Label	Cases	Percentage
1	非常不同意	7	 0.6%
2	不同意	96	 7.7%
3	同意	964	 77.7%
4	非常同意	174	 14.0%

Warning: these figures indicate the number of cases found in the data file. They cannot be interpreted as summary statistics of the population of interest.

v0110: 10.我覺得社會已經停止再進步了。

Information [Type= discrete] [Format=numeric] [Range= 1-4] [Missing=*/9]

Statistics [NW/ W] [Valid=1240 /-] [Invalid=1 /-]

Value	Label	Cases	Percentage
1	非常不同意	190	 15.3%

File : WELLBEING2





v0110: 10.我覺得社會已經停止再進步了。

Value	Label	Cases	Percentage
2	不同意	812	 65.5%
3	同意	200	 16.1%
4	非常同意	38	 3.1%
9		1	

Warning: these figures indicate the number of cases found in the data file. They cannot be interpreted as summary statistics of the population of interest.

v0111: 11.我無法理解世界上到底發生什麼事。





Information	[Type= discrete] [Format=numeric] [Range= 1-4] [Missing=*/9]
Statistics [NW/ W]	[Valid=1240 /-] [Invalid=1 /-]

Value	Label	Cases	Percentage
1	非常不同意	246	 19.8%
2	不同意	796	 64.2%
3	同意	185	 14.9%
4	非常同意	13	 1.0%
9		1	

Warning: these figures indicate the number of cases found in the data file. They cannot be interpreted as summary statistics of the population of interest.

v0112: 12.我覺得自己時時充滿喜悅。





Information	[Type= discrete] [Format=numeric] [Range= 1-4] [Missing=*/9]
Statistics [NW/ W]	[Valid=1239 /-] [Invalid=2 /-]

Value	Label	Cases	Percentage
1	非常不同意	14	 1.1%
2	不同意	338	 27.3%
3	同意	760	 61.3%
4	非常同意	127	 10.3%
9		2	

Warning: these figures indicate the number of cases found in the data file. They cannot be interpreted as summary statistics of the population of interest.

v0113: 13.我認為自己是個極快樂的人。



Information	[Type= discrete] [Format=numeric] [Range= 1-4] [Missing=*/9]
Statistics [NW/ W]	[Valid=1240 /-] [Invalid=1 /-]

Value	Label	Cases	Percentage
1	非常不同意	63	 5.1%
2	不同意	448	 36.1%
3	同意	623	 50.2%
4	非常同意	106	 8.5%
9		1	

Warning: these figures indicate the number of cases found in the data file. They cannot be interpreted as summary statistics of the population of interest.

v0114: 14.我很滿意目前自己的生活。

Information	[Type= discrete] [Format=numeric] [Range= 1-4] [Missing=*/9]
Statistics [NW/ W]	[Valid=1239 /-] [Invalid=2 /-]

Value	Label	Cases	Percentage
1	非常不同意	16	 1.3%
2	不同意	247	 19.9%

File : WELLBEING2





v0114: 14.我很滿意目前自己的生活。

Value	Label	Cases	Percentage
3	同意	804	 64.9%
4	非常同意	172	 13.9%
9		2	

Warning: these figures indicate the number of cases found in the data file. They cannot be interpreted as summary statistics of the population of interest.

v0115: 15.我覺得自己的生活很豐盛。





Information	[Type= discrete] [Format=numeric] [Range= 1-4] [Missing=*/9]
Statistics [NW/ W]	[Valid=1239 /-] [Invalid=2 /-]

Value	Label	Cases	Percentage
1	非常不同意	13	 1.0%
2	不同意	290	 23.4%
3	同意	768	 62.0%
4	非常同意	168	 13.6%
9		2	

Warning: these figures indicate the number of cases found in the data file. They cannot be interpreted as summary statistics of the population of interest.

v0201: 1.感覺到被逗樂的程度。





Information	[Type= discrete] [Format=numeric] [Range= 0-3] [Missing=*/9]
Statistics [NW/ W]	[Valid=1241 /-] [Invalid=0 /-]

Value	Label	Cases	Percentage
0	從不如此	39	 3.1%
1	偶爾如此	576	 46.4%
2	經常如此	503	 40.5%
3	總是如此	123	 9.9%

Warning: these figures indicate the number of cases found in the data file. They cannot be interpreted as summary statistics of the population of interest.

v0202: 2.感覺到生氣的程度。




Information	[Type= discrete] [Format=numeric] [Range= 0-3] [Missing=*/9]
Statistics [NW/ W]	[Valid=1239 /-] [Invalid=2 /-]

Value	Label	Cases	Percentage
0	從不如此	58	 4.7%
1	偶爾如此	882	 71.2%
2	經常如此	258	 20.8%
3	總是如此	41	 3.3%
9		2	

Warning: these figures indicate the number of cases found in the data file. They cannot be interpreted as summary statistics of the population of interest.

v0203: 3.感覺到丟臉的程度。

Information	[Type= discrete] [Format=numeric] [Range= 0-3] [Missing=*/9]
Statistics [NW/ W]	[Valid=1240 /-] [Invalid=1 /-]

Value	Label	Cases	Percentage
0	從不如此	576	 46.5%
1	偶爾如此	626	 50.5%
2	經常如此	36	 2.9%
3	總是如此	2	0.2%

File : WELLBEING2





v0203: 3.感覺到丟臉的程度。

Value	Label	Cases	Percentage
9		1	

Warning: these figures indicate the number of cases found in the data file. They cannot be interpreted as summary statistics of the population of interest.

v0204: 4.感覺到驚奇的程度。





Information	[Type= discrete] [Format=numeric] [Range= 0-3] [Missing=*/9]
Statistics [NW/ W]	[Valid=1241 /-] [Invalid=0 /-]

Value	Label	Cases	Percentage
0	從不如此	143	 11.5%
1	偶爾如此	852	 68.7%
2	經常如此	225	 18.1%
3	總是如此	21	 1.7%

Warning: these figures indicate the number of cases found in the data file. They cannot be interpreted as summary statistics of the population of interest.

v0205: 5.感覺到不屑的程度。





Information	[Type= discrete] [Format=numeric] [Range= 0-3] [Missing=*/9]
Statistics [NW/ W]	[Valid=1239 /-] [Invalid=2 /-]

Value	Label	Cases	Percentage
0	從不如此	533	 43.0%
1	偶爾如此	627	 50.6%
2	經常如此	67	 5.4%
3	總是如此	12	 1.0%
9		2	

Warning: these figures indicate the number of cases found in the data file. They cannot be interpreted as summary statistics of the population of interest.

v0206: 6.感覺到嫌惡的程度。





Information	[Type= discrete] [Format=numeric] [Range= 0-3] [Missing=*/9]
Statistics [NW/ W]	[Valid=1238 /-] [Invalid=3 /-]

Value	Label	Cases	Percentage
0	從不如此	522	 42.2%
1	偶爾如此	637	 51.5%
2	經常如此	66	 5.3%
3	總是如此	13	 1.1%
9		2	
Sysmiss		1	

Warning: these figures indicate the number of cases found in the data file. They cannot be interpreted as summary statistics of the population of interest.

v0207: 7.感覺到尷尬的程度。

Information	[Type= discrete] [Format=numeric] [Range= 0-3] [Missing=*/9]
Statistics [NW/ W]	[Valid=1240 /-] [Invalid=1 /-]

Value	Label	Cases	Percentage
0	從不如此	451	 36.4%
1	偶爾如此	735	 59.3%
2	經常如此	49	 4.0%
3	總是如此	5	 0.4%
9		1	

File : WELLBEING2

v0207: 7.感覺到尷尬的程度。

Warning: these figures indicate the number of cases found in the data file. They cannot be interpreted as summary statistics of the population of interest.

v0208: 8.感覺到感恩的程度。

Information [Type= discrete] [Format=numeric] [Range= 0-3] [Missing=*/9]

Statistics [NW/ W] [Valid=1241 /-] [Invalid=0 /-]

Value	Label	Cases	Percentage
0	從不如此	21	1.7%
1	偶爾如此	318	25.6%
2	經常如此	671	54.1%
3	總是如此	231	18.6%

Warning: these figures indicate the number of cases found in the data file. They cannot be interpreted as summary statistics of the population of interest.

v0209: 9.感覺到罪惡感的程度。

Information [Type= discrete] [Format=numeric] [Range= 0-3] [Missing=*/9]

Statistics [NW/ W] [Valid=1239 /-] [Invalid=2 /-]

Value	Label	Cases	Percentage
0	從不如此	613	49.5%
1	偶爾如此	591	47.7%
2	經常如此	33	2.7%
3	總是如此	2	0.2%
9		2	

Warning: these figures indicate the number of cases found in the data file. They cannot be interpreted as summary statistics of the population of interest.

v0210: 10.感覺到猜疑的程度。

Information [Type= discrete] [Format=numeric] [Range= 0-3] [Missing=*/9]

Statistics [NW/ W] [Valid=1237 /-] [Invalid=4 /-]

Value	Label	Cases	Percentage
0	從不如此	519	42.0%
1	偶爾如此	652	52.7%
2	經常如此	61	4.9%
3	總是如此	5	0.4%
9		4	

Warning: these figures indicate the number of cases found in the data file. They cannot be interpreted as summary statistics of the population of interest.

v0211: 11.感覺到被激勵的程度。

Information [Type= discrete] [Format=numeric] [Range= 0-3] [Missing=*/9]

Statistics [NW/ W] [Valid=1241 /-] [Invalid=0 /-]

Value	Label	Cases	Percentage
0	從不如此	71	5.7%
1	偶爾如此	671	54.1%
2	經常如此	437	35.2%
3	總是如此	62	5.0%

Warning: these figures indicate the number of cases found in the data file. They cannot be interpreted as summary statistics of the population of interest.





v0212: 12.感覺到向上提昇的程度。

Information [Type= discrete] [Format=numeric] [Range= 0-3] [Missing=*/9]

File : WELLBEING2

v0212: 12.感覺到向上提昇的程度。

Statistics [NW/ W] [Valid=1241 /-] [Invalid=0 /-]





Value	Label	Cases	Percentage
0	從不如此	66	 5.3%
1	偶爾如此	641	 51.7%
2	經常如此	439	 35.4%
3	總是如此	95	 7.7%

Warning: these figures indicate the number of cases found in the data file. They cannot be interpreted as summary statistics of the population of interest.

v0213: 13.感覺到好奇的程度。

Information [Type= discrete] [Format=numeric] [Range= 0-3] [Missing=*/9]

Statistics [NW/ W] [Valid=1241 /-] [Invalid=0 /-]





Value	Label	Cases	Percentage
0	從不如此	67	 5.4%
1	偶爾如此	625	 50.4%
2	經常如此	457	 36.8%
3	總是如此	92	 7.4%

Warning: these figures indicate the number of cases found in the data file. They cannot be interpreted as summary statistics of the population of interest.

v0214: 14.感覺到快樂的程度。

Information [Type= discrete] [Format=numeric] [Range= 0-3] [Missing=*/9]

Statistics [NW/ W] [Valid=1241 /-] [Invalid=0 /-]





Value	Label	Cases	Percentage
0	從不如此	5	 0.4%
1	偶爾如此	431	 34.7%
2	經常如此	654	 52.7%
3	總是如此	151	 12.2%

Warning: these figures indicate the number of cases found in the data file. They cannot be interpreted as summary statistics of the population of interest.

v0215: 15.感覺到親密的程度。

Information [Type= discrete] [Format=numeric] [Range= 0-3] [Missing=*/9]

Statistics [NW/ W] [Valid=1241 /-] [Invalid=0 /-]




Value	Label	Cases	Percentage
0	從不如此	39	 3.1%
1	偶爾如此	515	 41.5%
2	經常如此	568	 45.8%
3	總是如此	119	 9.6%

Warning: these figures indicate the number of cases found in the data file. They cannot be interpreted as summary statistics of the population of interest.

v0216: 16.感覺到自豪的程度。

Information [Type= discrete] [Format=numeric] [Range= 0-3] [Missing=*/9]

Statistics [NW/ W] [Valid=1241 /-] [Invalid=0 /-]

Value	Label	Cases	Percentage
0	從不如此	86	 6.9%
1	偶爾如此	714	 57.5%
2	經常如此	382	 30.8%

File : WELLBEING2

v0216: 16.感覺到自豪的程度。

Value	Label	Cases	Percentage
3	總是如此	59	<div><div></div></div> 4.8%

Warning: these figures indicate the number of cases found in the data file. They cannot be interpreted as summary statistics of the population of interest.

v0217: 17.感覺到難過的程度。

Information	[Type= discrete] [Format=numeric] [Range= 0-3] [Missing=*/9]
Statistics [NW/ W]	[Valid=1241 /-] [Invalid=0 /-]

Value	Label	Cases	Percentage
0	從不如此	244	<div><div></div></div> 19.7%
1	偶爾如此	882	<div><div></div></div> 71.1%
2	經常如此	107	<div><div></div></div> 8.6%
3	總是如此	8	<div><div></div></div> 0.6%

Warning: these figures indicate the number of cases found in the data file. They cannot be interpreted as summary statistics of the population of interest.

v0218: 18.感覺到害怕的程度。

Information	[Type= discrete] [Format=numeric] [Range= 0-3] [Missing=*/9]
Statistics [NW/ W]	[Valid=1238 /-] [Invalid=3 /-]

Value	Label	Cases	Percentage
0	從不如此	499	<div><div></div></div> 40.3%
1	偶爾如此	685	<div><div></div></div> 55.3%
2	經常如此	50	<div><div></div></div> 4.0%
3	總是如此	4	<div><div></div></div> 0.3%
9		3	

Warning: these figures indicate the number of cases found in the data file. They cannot be interpreted as summary statistics of the population of interest.

v0219: 19.感覺到滿足的程度。

Information	[Type= discrete] [Format=numeric] [Range= 0-3] [Missing=*/9]
Statistics [NW/ W]	[Valid=1241 /-] [Invalid=0 /-]

Value	Label	Cases	Percentage
0	從不如此	43	<div><div></div></div> 3.5%
1	偶爾如此	504	<div><div></div></div> 40.6%
2	經常如此	571	<div><div></div></div> 46.0%
3	總是如此	123	<div><div></div></div> 9.9%

Warning: these figures indicate the number of cases found in the data file. They cannot be interpreted as summary statistics of the population of interest.

v0220: 20.感覺到緊張的程度。

Information	[Type= discrete] [Format=numeric] [Range= 0-3] [Missing=*/9]
Statistics [NW/ W]	[Valid=1241 /-] [Invalid=0 /-]

Value	Label	Cases	Percentage
0	從不如此	193	<div><div></div></div> 15.6%
1	偶爾如此	844	<div><div></div></div> 68.0%
2	經常如此	177	<div><div></div></div> 14.3%
3	總是如此	27	<div><div></div></div> 2.2%

Warning: these figures indicate the number of cases found in the data file. They cannot be interpreted as summary statistics of the population of interest.

File : WELLBEING2

v0301: 1.我從做過的事情中得到成就感。

Information [Type= discrete] [Format=numeric] [Range= 1-4] [Missing=*/9]

Statistics [NW/ W] [Valid=1238 /-] [Invalid=3 /-]

Value	Label	Cases	Percentage
1	非常不同意	4	0.3%
2	不同意	56	4.5%
3	同意	929	75.0%
4	非常同意	249	20.1%
9		3	

Warning: these figures indicate the number of cases found in the data file. They cannot be interpreted as summary statistics of the population of interest.

v0302: 2.我的內心處於平靜祥和的狀態。

Information [Type= discrete] [Format=numeric] [Range= 1-4] [Missing=*/9]

Statistics [NW/ W] [Valid=1238 /-] [Invalid=3 /-]

Value	Label	Cases	Percentage
1	非常不同意	9	0.7%
2	不同意	169	13.7%
3	同意	896	72.4%
4	非常同意	164	13.2%
9		3	

Warning: these figures indicate the number of cases found in the data file. They cannot be interpreted as summary statistics of the population of interest.

v0303: 3.我喜歡學習、接觸新的事物。

Information [Type= discrete] [Format=numeric] [Range= 1-4] [Missing=*/9]

Statistics [NW/ W] [Valid=1236 /-] [Invalid=5 /-]

















Value	Label	Cases	Percentage
1	非常不同意	2	0.2%
2	不同意	71	5.7%
3	同意	859	69.5%
4	非常同意	304	24.6%
9		5	

Warning: these figures indicate the number of cases found in the data file. They cannot be interpreted as summary statistics of the population of interest.

# v0304: 4.我覺得我的生命是充實且有意義的。			
Information	[Type= discrete] [Format=numeric] [Range= 1-4] [Missing=*/9]		
Statistics [NW/ W]	[Valid=1238 /-] [Invalid=3 /-]		
Value	Label	Cases	Percentage
1	非常不同意	0	
2	不同意	98	<div><div></div></div> 7.9%
3	同意	852	<div><div></div></div> 68.8%
4	非常同意	288	<div><div></div></div> 23.3%
9		3	
Warning: these figures indicate the number of cases found in the data file. They cannot be interpreted as summary statistics of the population of interest.			
# v0305: 5.我對自己未來的發展，充滿正面的期待。			
Information	[Type= discrete] [Format=numeric] [Range= 1-4] [Missing=*/9]		
Statistics [NW/ W]	[Valid=1238 /-] [Invalid=3 /-]		
Value	Label	Cases	Percentage
1	非常不同意	7	<div><div></div></div> 0.6%
2	不同意	129	<div><div></div></div> 10.4%
3	同意	833	<div><div></div></div> 67.3%
4	非常同意	269	<div><div></div></div> 21.7%
9		3	
Warning: these figures indicate the number of cases found in the data file. They cannot be interpreted as summary statistics of the population of interest.			
# v0306: 6.我覺得自己很快樂。			
Information	[Type= discrete] [Format=numeric] [Range= 1-4] [Missing=*/9]		
Statistics [NW/ W]	[Valid=1238 /-] [Invalid=3 /-]		
Value	Label	Cases	Percentage
1	非常不同意	9	<div><div></div></div> 0.7%
2	不同意	223	<div><div></div></div> 18.0%
3	同意	830	<div><div></div></div> 67.0%
4	非常同意	176	<div><div></div></div> 14.2%
9		3	
Warning: these figures indicate the number of cases found in the data file. They cannot be interpreted as summary statistics of the population of interest.			
# v0307: 7.在我的生命中， 有人真心關懷我。			
Information	[Type= discrete] [Format=numeric] [Range= 1-4] [Missing=*/9]		
Statistics [NW/ W]	[Valid=1238 /-] [Invalid=3 /-]		
Value	Label	Cases	Percentage
1	非常不同意	1	<div><div></div></div> 0.1%
2	不同意	44	<div><div></div></div> 3.6%
3	同意	763	<div><div></div></div> 61.6%
4	非常同意	430	<div><div></div></div> 34.7%
9		3	
Warning: these figures indicate the number of cases found in the data file. They cannot be interpreted as summary statistics of the population of interest.			
# v0308: 8.遭遇挫折時， 我有自我療傷、走出傷痛的能力。			
Information	[Type= discrete] [Format=numeric] [Range= 1-4] [Missing=*/9]		
Statistics [NW/ W]	[Valid=1237 /-] [Invalid=4 /-]		

# v0308: 8.遭遇挫折時，我有自我療傷、走出傷痛的能力。			
Value	Label	Cases	Percentage
1	非常不同意	3	0.2%
2	不同意	55	4.4%
3	同意	896	72.4%
4	非常同意	283	22.9%
9		4	
Warning: these figures indicate the number of cases found in the data file. They cannot be interpreted as summary statistics of the population of interest.			
# v0309: 9.我感到自己是一個有價值的人。			
Information	[Type= discrete] [Format=numeric] [Range= 1-4] [Missing=*/9]		
Statistics [NW/ W]	[Valid=1238 /-] [Invalid=3 /-]		
Value	Label	Cases	Percentage
1	非常不同意	4	0.3%
2	不同意	62	5.0%
3	同意	858	69.3%
4	非常同意	314	25.4%
9		3	
Warning: these figures indicate the number of cases found in the data file. They cannot be interpreted as summary statistics of the population of interest.			
# v0310: 10.我覺得自己精力充沛。			
Information	[Type= discrete] [Format=numeric] [Range= 1-4] [Missing=*/9]		
Statistics [NW/ W]	[Valid=1238 /-] [Invalid=3 /-]		
Value	Label	Cases	Percentage
1	非常不同意	21	1.7%
2	不同意	320	25.8%
3	同意	724	58.5%
4	非常同意	173	14.0%
9		3	
Warning: these figures indicate the number of cases found in the data file. They cannot be interpreted as summary statistics of the population of interest.			
# v0401: 1.有自殺的念頭。			
Information	[Type= discrete] [Format=numeric] [Range= 0-3] [Missing=*/9]		
Statistics [NW/ W]	[Valid=1239 /-] [Invalid=2 /-]		
Value	Label	Cases	Percentage
0	從不如此	1120	90.4%
1	偶爾如此	109	8.8%
2	經常如此	9	0.7%
3	總是如此	1	0.1%
9		2	
Warning: these figures indicate the number of cases found in the data file. They cannot be interpreted as summary statistics of the population of interest.			
# v0402: 2.對什麼事都失去興趣。			
Information	[Type= discrete] [Format=numeric] [Range= 0-3] [Missing=*/9]		
Statistics [NW/ W]	[Valid=1240 /-] [Invalid=1 /-]		
Value	Label	Cases	Percentage
0	從不如此	789	63.6%
1	偶爾如此	418	33.7%

# v0402: 2.對什麼事都失去興趣。			
Value	Label	Cases	Percentage
2	經常如此	30	2.4%
3	總是如此	3	0.2%
9		1	
Warning: these figures indicate the number of cases found in the data file. They cannot be interpreted as summary statistics of the population of interest.			
# v0403: 3.凡事往壞的方向想。			
Information	[Type= discrete] [Format=numeric] [Range= 0-3] [Missing=*/9]		
Statistics [NW/ W]	[Valid=1239 /-] [Invalid=2 /-]		
Value	Label	Cases	Percentage
0	從不如此	588	47.5%
1	偶爾如此	574	46.3%
2	經常如此	70	5.6%
3	總是如此	7	0.6%
9		2	
Warning: these figures indicate the number of cases found in the data file. They cannot be interpreted as summary statistics of the population of interest.			
# v0404: 4.有罪惡感。			
Information	[Type= discrete] [Format=numeric] [Range= 0-3] [Missing=*/9]		
Statistics [NW/ W]	[Valid=1239 /-] [Invalid=2 /-]		
Value	Label	Cases	Percentage
0	從不如此	738	59.6%
1	偶爾如此	477	38.5%
2	經常如此	23	1.9%
3	總是如此	1	0.1%
9		2	
Warning: these figures indicate the number of cases found in the data file. They cannot be interpreted as summary statistics of the population of interest.			
# v0405: 5.感覺自己很沒用。			
Information	[Type= discrete] [Format=numeric] [Range= 0-3] [Missing=*/9]		
Statistics [NW/ W]	[Valid=1239 /-] [Invalid=2 /-]		
Value	Label	Cases	Percentage
0	從不如此	807	65.1%
1	偶爾如此	398	32.1%
2	經常如此	30	2.4%
3	總是如此	4	0.3%
9		2	
Warning: these figures indicate the number of cases found in the data file. They cannot be interpreted as summary statistics of the population of interest.			
# v0406: 6.無力感。			
Information	[Type= discrete] [Format=numeric] [Range= 0-3] [Missing=*/9]		
Statistics [NW/ W]	[Valid=1238 /-] [Invalid=3 /-]		
Value	Label	Cases	Percentage
0	從不如此	310	25.0%
1	偶爾如此	770	62.2%
2	經常如此	133	10.7%
3	總是如此	25	2.0%

# v0406: 6.無力感。			
Value	Label	Cases	Percentage
9		3	
<i>Warning: these figures indicate the number of cases found in the data file. They cannot be interpreted as summary statistics of the population of interest.</i>			
# v0407: 7.有壓力。			
Information	[Type= discrete] [Format=numeric] [Range= 0-3] [Missing=*/9]		
Statistics [NW/ W]	[Valid=1239 /-] [Invalid=2 /-]		
Value	Label	Cases	Percentage
0	從不如此	107	 8.6%
1	偶爾如此	813	 65.6%
2	經常如此	259	 20.9%
3	總是如此	60	 4.8%
9		2	
<i>Warning: these figures indicate the number of cases found in the data file. They cannot be interpreted as summary statistics of the population of interest.</i>			
# v0408: 8.發脾氣、生氣。			
Information	[Type= discrete] [Format=numeric] [Range= 0-3] [Missing=*/9]		
Statistics [NW/ W]	[Valid=1238 /-] [Invalid=3 /-]		
Value	Label	Cases	Percentage
0	從不如此	132	 10.7%
1	偶爾如此	864	 69.8%
2	經常如此	208	 16.8%
3	總是如此	34	 2.7%
9		3	
<i>Warning: these figures indicate the number of cases found in the data file. They cannot be interpreted as summary statistics of the population of interest.</i>			
# v0409: 9.擔心、煩惱。			
Information	[Type= discrete] [Format=numeric] [Range= 0-3] [Missing=*/9]		
Statistics [NW/ W]	[Valid=1240 /-] [Invalid=1 /-]		
Value	Label	Cases	Percentage
0	從不如此	149	 12.0%
1	偶爾如此	881	 71.0%
2	經常如此	178	 14.4%
3	總是如此	32	 2.6%
9		1	
<i>Warning: these figures indicate the number of cases found in the data file. They cannot be interpreted as summary statistics of the population of interest.</i>			
# v0410: 10.害怕、恐懼。			
Information	[Type= discrete] [Format=numeric] [Range= 0-3] [Missing=*/9]		
Statistics [NW/ W]	[Valid=1240 /-] [Invalid=1 /-]		
Value	Label	Cases	Percentage
0	從不如此	523	 42.2%
1	偶爾如此	648	 52.3%
2	經常如此	60	 4.8%
3	總是如此	9	 0.7%
9		1	
<i>Warning: these figures indicate the number of cases found in the data file. They cannot be interpreted as summary statistics of the population of interest.</i>			

# v0411: 11.想哭。			
Information	[Type= discrete] [Format=numeric] [Range= 0-3] [Missing=*/9]		
Statistics [NW/ W]	[Valid=1240 /-] [Invalid=1 /-]		
Value	Label	Cases	Percentage
0	從不如此	642	<div><div></div></div> 51.8%
1	偶爾如此	550	<div><div></div></div> 44.4%
2	經常如此	44	<div><div></div></div> 3.5%
3	總是如此	4	<div><div></div></div> 0.3%
9		1	
Warning: these figures indicate the number of cases found in the data file. They cannot be interpreted as summary statistics of the population of interest.			
# v0412: 12.心情低落。			
Information	[Type= discrete] [Format=numeric] [Range= 0-3] [Missing=*/9]		
Statistics [NW/ W]	[Valid=1239 /-] [Invalid=2 /-]		
Value	Label	Cases	Percentage
0	從不如此	317	<div><div></div></div> 25.6%
1	偶爾如此	832	<div><div></div></div> 67.2%
2	經常如此	80	<div><div></div></div> 6.5%
3	總是如此	10	<div><div></div></div> 0.8%
9		2	
Warning: these figures indicate the number of cases found in the data file. They cannot be interpreted as summary statistics of the population of interest.			
# v0413: 13.胃口不好(或暴飲暴食)。			
Information	[Type= discrete] [Format=numeric] [Range= 0-3] [Missing=*/9]		
Statistics [NW/ W]	[Valid=1238 /-] [Invalid=3 /-]		
Value	Label	Cases	Percentage
0	從不如此	674	<div><div></div></div> 54.4%
1	偶爾如此	486	<div><div></div></div> 39.3%
2	經常如此	65	<div><div></div></div> 5.3%
3	總是如此	13	<div><div></div></div> 1.1%
9		3	
Warning: these figures indicate the number of cases found in the data file. They cannot be interpreted as summary statistics of the population of interest.			
# v0414: 14.睡眠狀況不佳。			
Information	[Type= discrete] [Format=numeric] [Range= 0-3] [Missing=*/9]		
Statistics [NW/ W]	[Valid=1239 /-] [Invalid=2 /-]		
Value	Label	Cases	Percentage
0	從不如此	382	<div><div></div></div> 30.8%
1	偶爾如此	623	<div><div></div></div> 50.3%
2	經常如此	179	<div><div></div></div> 14.4%
3	總是如此	55	<div><div></div></div> 4.4%
9		2	
Warning: these figures indicate the number of cases found in the data file. They cannot be interpreted as summary statistics of the population of interest.			
# v0415: 15.身體疲憊。			
Information	[Type= discrete] [Format=numeric] [Range= 0-3] [Missing=*/9]		
Statistics [NW/ W]	[Valid=1239 /-] [Invalid=2 /-]		

# v0415: 15.身體疲憊。			
Value	Label	Cases	Percentage
0	從不如此	153	<div><div></div></div> 12.3%
1	偶爾如此	697	<div><div></div></div> 56.3%
2	經常如此	313	<div><div></div></div> 25.3%
3	總是如此	76	<div><div></div></div> 6.1%
9		2	
Warning: these figures indicate the number of cases found in the data file. They cannot be interpreted as summary statistics of the population of interest.			
# v0416: 16.無法專心做事。			
Information	[Type= discrete] [Format=numeric] [Range= 0-3] [Missing=*/9]		
Statistics [NW/ W]	[Valid=1238 /-] [Invalid=3 /-]		
Value	Label	Cases	Percentage
0	從不如此	376	<div><div></div></div> 30.4%
1	偶爾如此	778	<div><div></div></div> 62.8%
2	經常如此	78	<div><div></div></div> 6.3%
3	總是如此	6	<div><div></div></div> 0.5%
9		3	
Warning: these figures indicate the number of cases found in the data file. They cannot be interpreted as summary statistics of the population of interest.			
# v0417: 17.身體不舒服。			
Information	[Type= discrete] [Format=numeric] [Range= 0-3] [Missing=*/9]		
Statistics [NW/ W]	[Valid=1239 /-] [Invalid=2 /-]		
Value	Label	Cases	Percentage
0	從不如此	316	<div><div></div></div> 25.5%
1	偶爾如此	803	<div><div></div></div> 64.8%
2	經常如此	104	<div><div></div></div> 8.4%
3	總是如此	16	<div><div></div></div> 1.3%
9		2	
Warning: these figures indicate the number of cases found in the data file. They cannot be interpreted as summary statistics of the population of interest.			
# v0418: 18.記憶力不好。			
Information	[Type= discrete] [Format=numeric] [Range= 0-3] [Missing=*/9]		
Statistics [NW/ W]	[Valid=1240 /-] [Invalid=1 /-]		
Value	Label	Cases	Percentage
0	從不如此	231	<div><div></div></div> 18.6%
1	偶爾如此	742	<div><div></div></div> 59.8%
2	經常如此	230	<div><div></div></div> 18.5%
3	總是如此	37	<div><div></div></div> 3.0%
9		1	
Warning: these figures indicate the number of cases found in the data file. They cannot be interpreted as summary statistics of the population of interest.			
# v0419: 19.不想與他人往來。			
Information	[Type= discrete] [Format=numeric] [Range= 0-3] [Missing=*/9]		
Statistics [NW/ W]	[Valid=1239 /-] [Invalid=2 /-]		
Value	Label	Cases	Percentage
0	從不如此	644	<div><div></div></div> 52.0%
1	偶爾如此	521	<div><div></div></div> 42.1%

# v0419: 19.不想與他人往來。			
Value	Label	Cases	Percentage
2	經常如此	62	<div><div></div></div> 5.0%
3	總是如此	12	<div><div></div></div> 1.0%
9		2	
Warning: these figures indicate the number of cases found in the data file. They cannot be interpreted as summary statistics of the population of interest.			
# v0420: 20.少說話(或不太愛說話)。			
Information	[Type= discrete] [Format=numeric] [Range= 0-3] [Missing=*/9]		
Statistics [NW/ W]	[Valid=1240 /-] [Invalid=1 /-]		
Value	Label	Cases	Percentage
0	從不如此	473	<div><div></div></div> 38.1%
1	偶爾如此	658	<div><div></div></div> 53.1%
2	經常如此	92	<div><div></div></div> 7.4%
3	總是如此	17	<div><div></div></div> 1.4%
9		1	
Warning: these figures indicate the number of cases found in the data file. They cannot be interpreted as summary statistics of the population of interest.			
# v0421: 21.不想出門。			
Information	[Type= discrete] [Format=numeric] [Range= 0-3] [Missing=*/9]		
Statistics [NW/ W]	[Valid=1240 /-] [Invalid=1 /-]		
Value	Label	Cases	Percentage
0	從不如此	539	<div><div></div></div> 43.5%
1	偶爾如此	597	<div><div></div></div> 48.1%
2	經常如此	85	<div><div></div></div> 6.9%
3	總是如此	19	<div><div></div></div> 1.5%
9		1	
Warning: these figures indicate the number of cases found in the data file. They cannot be interpreted as summary statistics of the population of interest.			
# v0422: 22.生活圈小。			
Information	[Type= discrete] [Format=numeric] [Range= 0-3] [Missing=*/9]		
Statistics [NW/ W]	[Valid=1240 /-] [Invalid=1 /-]		
Value	Label	Cases	Percentage
0	從不如此	348	<div><div></div></div> 28.1%
1	偶爾如此	556	<div><div></div></div> 44.8%
2	經常如此	257	<div><div></div></div> 20.7%
3	總是如此	79	<div><div></div></div> 6.4%
9		1	
Warning: these figures indicate the number of cases found in the data file. They cannot be interpreted as summary statistics of the population of interest.			
# v0501: 1.我是一位喜歡掌握事情且會負起責任的人。			
Information	[Type= discrete] [Format=numeric] [Range= 1-4] [Missing=*/9]		
Statistics [NW/ W]	[Valid=1218 /-] [Invalid=23 /-]		
Value	Label	Cases	Percentage
1	非常不同意	6	<div><div></div></div> 0.5%
2	不同意	94	<div><div></div></div> 7.7%
3	同意	842	<div><div></div></div> 69.1%
4	非常同意	276	<div><div></div></div> 22.7%

# v0501: 1.我是一位喜歡掌握事情且會負起責任的人。			
Value	Label	Cases	Percentage
9		23	
<i>Warning: these figures indicate the number of cases found in the data file. They cannot be interpreted as summary statistics of the population of interest.</i>			
# v0502: 2.當達成某一目標後，我會尋找另一個更具挑戰的目標。			
Information	[Type= discrete] [Format=numeric] [Range= 1-4] [Missing=*/9]		
Statistics [NW/ W]	[Valid=1216 /-] [Invalid=25 /-]		
Value	Label	Cases	Percentage
1	非常不同意	8	0.7%
2	不同意	269	22.1%
3	同意	791	65.0%
4	非常同意	148	12.2%
9		25	
<i>Warning: these figures indicate the number of cases found in the data file. They cannot be interpreted as summary statistics of the population of interest.</i>			
# v0503: 3.我喜歡面對挑戰和克服障礙。			
Information	[Type= discrete] [Format=numeric] [Range= 1-4] [Missing=*/9]		
Statistics [NW/ W]	[Valid=1215 /-] [Invalid=26 /-]		
Value	Label	Cases	Percentage
1	非常不同意	10	0.8%
2	不同意	309	25.4%
3	同意	783	64.4%
4	非常同意	113	9.3%
9		26	
<i>Warning: these figures indicate the number of cases found in the data file. They cannot be interpreted as summary statistics of the population of interest.</i>			
# v0504: 4.我有我的願景並且努力實踐它們。			
Information	[Type= discrete] [Format=numeric] [Range= 1-4] [Missing=*/9]		
Statistics [NW/ W]	[Valid=1216 /-] [Invalid=25 /-]		
Value	Label	Cases	Percentage
1	非常不同意	5	0.4%
2	不同意	115	9.5%
3	同意	915	75.2%
4	非常同意	181	14.9%
9		25	
<i>Warning: these figures indicate the number of cases found in the data file. They cannot be interpreted as summary statistics of the population of interest.</i>			
# v0505: 5.儘管有許多挫折，我通常都能成功得到想要的結果。			
Information	[Type= discrete] [Format=numeric] [Range= 1-4] [Missing=*/9]		
Statistics [NW/ W]	[Valid=1217 /-] [Invalid=24 /-]		
Value	Label	Cases	Percentage
1	非常不同意	4	0.3%
2	不同意	238	19.6%
3	同意	850	69.8%
4	非常同意	125	10.3%
9		24	
<i>Warning: these figures indicate the number of cases found in the data file. They cannot be interpreted as summary statistics of the population of interest.</i>			

# v0506: 6.我會設法針對如何獲致成功而列出我所需要做的步驟。			
Information	[Type= discrete] [Format=numeric] [Range= 1-4] [Missing=*/9]		
Statistics [NW/ W]	[Valid=1217 /-] [Invalid=24 /-]		
Value	Label	Cases	Percentage
1	非常不同意	15	1.2%
2	不同意	130	10.7%
3	同意	918	75.4%
4	非常同意	154	12.7%
9		24	
Warning: these figures indicate the number of cases found in the data file. They cannot be interpreted as summary statistics of the population of interest.			
# v0507: 7.我總會試圖克服困難，沒有什麼可以阻攔我的。			
Information	[Type= discrete] [Format=numeric] [Range= 1-4] [Missing=*/9]		
Statistics [NW/ W]	[Valid=1217 /-] [Invalid=24 /-]		
Value	Label	Cases	Percentage
1	非常不同意	12	1.0%
2	不同意	284	23.3%
3	同意	819	67.3%
4	非常同意	102	8.4%
9		24	
Warning: these figures indicate the number of cases found in the data file. They cannot be interpreted as summary statistics of the population of interest.			
# v0508: 8.當我應徵工作時，我會想像我已獲得這份工作了。			
Information	[Type= discrete] [Format=numeric] [Range= 1-4] [Missing=*/9]		
Statistics [NW/ W]	[Valid=1213 /-] [Invalid=28 /-]		
Value	Label	Cases	Percentage
1	非常不同意	22	1.8%
2	不同意	338	27.9%
3	同意	746	61.5%
4	非常同意	107	8.8%
9		28	
Warning: these figures indicate the number of cases found in the data file. They cannot be interpreted as summary statistics of the population of interest.			
# v0509: 9.我能將阻力轉化為正向經驗。			
Information	[Type= discrete] [Format=numeric] [Range= 1-4] [Missing=*/9]		
Statistics [NW/ W]	[Valid=1217 /-] [Invalid=24 /-]		
Value	Label	Cases	Percentage
1	非常不同意	4	0.3%
2	不同意	142	11.7%
3	同意	927	76.2%
4	非常同意	144	11.8%
9		24	
Warning: these figures indicate the number of cases found in the data file. They cannot be interpreted as summary statistics of the population of interest.			
# v0510: 10.若別人告訴我「我不可能辦到某件事」，我反而更會去執行它。			
Information	[Type= discrete] [Format=numeric] [Range= 1-4] [Missing=*/9]		
Statistics [NW/ W]	[Valid=1217 /-] [Invalid=24 /-]		

v0510: 10.若別人告訴我「我不可能辦到某件事」，我反而更會去執行它。

Value	Label	Cases	Percentage
1	非常不同意	14	1.2%
2	不同意	308	25.3%
3	同意	757	62.2%
4	非常同意	138	11.3%
9		24	

Warning: these figures indicate the number of cases found in the data file. They cannot be interpreted as summary statistics of the population of interest.

v0511: 11.當我碰到困難時，我會主動去解決它。

Information	[Type= discrete] [Format=numeric] [Range= 1-4] [Missing=*/9]
Statistics [NW/ W]	[Valid=1214 /-] [Invalid=27 /-]

Value	Label	Cases	Percentage
1	非常不同意	1	0.1%
2	不同意	80	6.6%
3	同意	927	76.4%
4	非常同意	206	17.0%
9		27	

Warning: these figures indicate the number of cases found in the data file. They cannot be interpreted as summary statistics of the population of interest.

PEmotion: 正向情緒: 含**v0201,v0204,v0208,v0211~v0216,v0219**共**10**題

Information	[Type= continuous] [Format=numeric] [Range= 1-30] [Missing=*]
Statistics [NW/ W]	[Valid=1241 /-] [Invalid=0 /-] [Mean=15.221 /-] [StdDev=4.865 /-]

NEmotion: 負向情緒: 含**0202~v0203,v0205~v0207,v0209~v0210,v0217~v0218,v0220**共計**10**題

Information	[Type= continuous] [Format=numeric] [Range= 0-24] [Missing=*]
Statistics [NW/ W]	[Valid=1224 /-] [Invalid=17 /-] [Mean=7.538 /-] [StdDev=3.796 /-]

P_Ratio: 正向比: 正向情緒除以負向情緒之比值

Information	[Type= continuous] [Format=numeric] [Range= 0.222222222222222-30] [Missing=*]
Statistics [NW/ W]	[Valid=1214 /-] [Invalid=27 /-] [Mean=3.154 /-] [StdDev=3.6 /-]

Psy_wb: 心理幸福感: 含**v0101~v0106**六題, 但**v0102,v0104,v0105,v0106**為反向題

Information	[Type= discrete] [Format=numeric] [Range= 8-24] [Missing=*]
Statistics [NW/ W]	[Valid=1230 /-] [Invalid=11 /-] [Mean=17.737 /-] [StdDev=2.418 /-]

Value	Label	Cases	Percentage
8		1	0.1%
10		2	0.2%
11		4	0.3%
12		12	1.0%
13		27	2.2%
14		69	5.6%
15		83	6.7%
16		143	11.6%
17		221	18.0%
18		252	20.5%
19		158	12.8%
20		106	8.6%
21		62	5.0%

Psy_wb: 心理幸福感: 含v0101~v0106六題, 但v0102,v0104,v0105,v0106為反向題

Value	Label	Cases	Percentage
22		56	4.6%
23		15	1.2%
24		19	1.5%
Sysmiss		11	

Warning: these figures indicate the number of cases found in the data file. They cannot be interpreted as summary statistics of the population of interest.

Soc_wb: 社會幸福感: 含v0107~v0111五題, 但v0107,v0110,v0111為反向題

Information	[Type= discrete] [Format=numeric] [Range= 6-20] [Missing=*]
Statistics [NW/ W]	[Valid=1239 /-] [Invalid=2 /-] [Mean=15.445 /-] [StdDev=1.89 /-]

Value	Label	Cases	Percentage
6		1	0.1%
8		1	0.1%
9		1	0.1%
10		5	0.4%
11		16	1.3%
12		47	3.8%
13		78	6.3%
14		165	13.3%
15		399	32.2%
16		214	17.3%
17		150	12.1%
18		79	6.4%
19		42	3.4%
20		41	3.3%
Sysmiss		2	

Warning: these figures indicate the number of cases found in the data file. They cannot be interpreted as summary statistics of the population of interest.

Emo_wb: 情緒幸福感: 含v0112~v0115四題

Information	[Type= discrete] [Format=numeric] [Range= 4-16] [Missing=*]
Statistics [NW/ W]	[Valid=1236 /-] [Invalid=5 /-] [Mean=11.227 /-] [StdDev=2.181 /-]

Value	Label	Cases	Percentage
4		5	0.4%
5		3	0.2%
6		8	0.6%
7		23	1.9%
8		123	10.0%
9		120	9.7%
10		121	9.8%
11		174	14.1%
12		435	35.2%
13		62	5.0%
14		70	5.7%
15		34	2.8%
16		58	4.7%
Sysmiss		5	

Warning: these figures indicate the number of cases found in the data file. They cannot be interpreted as summary statistics of the population of interest.

# Sub_wb: 主觀幸福感: 含v0101~v0115共計15題			
Information	[Type= continuous] [Format=numeric] [Range= 21-60] [Missing=*]		
Statistics [NW/ W]	[Valid=1223 /-] [Invalid=18 /-] [Mean=44.427 /-] [StdDev=5.347 /-]		
# Flo_wb: 巔峰幸福感: 含v0301~v0310共計10題			
Information	[Type= continuous] [Format=numeric] [Range= 20-40] [Missing=*]		
Statistics [NW/ W]	[Valid=1235 /-] [Invalid=6 /-] [Mean=31.049 /-] [StdDev=3.948 /-]		
# Dep_Co: 憂鬱_認知因素: 含v0401~v0406六題			
Information	[Type= discrete] [Format=numeric] [Range= 0-16] [Missing=*]		
Statistics [NW/ W]	[Valid=1234 /-] [Invalid=7 /-] [Mean=2.79 /-] [StdDev=2.365 /-]		
Value	Label	Cases	Percentage
0		225	<div><div></div></div> 18.2%
1		230	<div><div></div></div> 18.6%
2		169	<div><div></div></div> 13.7%
3		174	<div><div></div></div> 14.1%
4		155	<div><div></div></div> 12.6%
5		136	<div><div></div></div> 11.0%
6		78	<div><div></div></div> 6.3%
7		23	<div><div></div></div> 1.9%
8		11	<div><div></div></div> 0.9%
9		16	<div><div></div></div> 1.3%
10		8	<div><div></div></div> 0.6%
11		3	<div><div></div></div> 0.2%
12		3	<div><div></div></div> 0.2%
13		1	<div><div></div></div> 0.1%
14		1	<div><div></div></div> 0.1%
16		1	<div><div></div></div> 0.1%
Sysmiss		7	
Warning: these figures indicate the number of cases found in the data file. They cannot be interpreted as summary statistics of the population of interest.			
# Dep_Em: 憂鬱_情緒因素: 含v0407~v0412六題			
Information	[Type= discrete] [Format=numeric] [Range= 0-18] [Missing=*]		
Statistics [NW/ W]	[Valid=1237 /-] [Invalid=4 /-] [Mean=5.403 /-] [StdDev=2.704 /-]		
Value	Label	Cases	Percentage
0		43	<div><div></div></div> 3.5%
1		35	<div><div></div></div> 2.8%
2		73	<div><div></div></div> 5.9%
3		127	<div><div></div></div> 10.3%
4		167	<div><div></div></div> 13.5%
5		186	<div><div></div></div> 15.0%
6		303	<div><div></div></div> 24.5%
7		89	<div><div></div></div> 7.2%
8		72	<div><div></div></div> 5.8%
9		53	<div><div></div></div> 4.3%
10		34	<div><div></div></div> 2.7%
11		18	<div><div></div></div> 1.5%
12		18	<div><div></div></div> 1.5%

Dep_Em: 憂鬱_情緒因素: 含v0407~v0412六題

Value	Label	Cases	Percentage
13		5	0.4%
14		6	0.5%
15		4	0.3%
16		3	0.2%
18		1	0.1%
Sysmiss		4	

Warning: these figures indicate the number of cases found in the data file. They cannot be interpreted as summary statistics of the population of interest.





# Dep_Ph: 憂鬱_身體因素: 含v0413~v0418六題			
Information	[Type= discrete] [Format=numeric] [Range= 0-18] [Missing=*]		
Statistics [NW/ W]	[Valid=1233 /-] [Invalid=8 /-] [Mean=5.388 /-] [StdDev=2.974 /-]		
Value	Label	Cases	Percentage
0		69	<div></div> 5.6%
1		62	<div></div> 5.0%
2		73	<div></div> 5.9%
3		100	<div></div> 8.1%
4		142	<div></div> 11.5%
5		193	<div></div> 15.7%
6		239	<div></div> 19.4%
7		101	<div></div> 8.2%
8		85	<div></div> 6.9%
9		62	<div></div> 5.0%
10		46	<div></div> 3.7%
11		23	<div></div> 1.9%
12		16	<div></div> 1.3%
13		6	<div></div> 0.5%
14		7	<div></div> 0.6%
15		4	<div></div> 0.3%
16		4	<div></div> 0.3%
18		1	<div></div> 0.1%
Sysmiss		8	
Warning: these figures indicate the number of cases found in the data file. They cannot be interpreted as summary statistics of the population of interest.			
# Dep_In: 憂鬱_人際因素: 含v0419~v0422四題			
Information	[Type= discrete] [Format=numeric] [Range= 0-12] [Missing=*]		
Statistics [NW/ W]	[Valid=1239 /-] [Invalid=2 /-] [Mean=2.987 /-] [StdDev=2.283 /-]		
Value	Label	Cases	Percentage
0		226	<div></div> 18.2%
1		152	<div></div> 12.3%
2		155	<div></div> 12.5%
3		174	<div></div> 14.0%
4		274	<div></div> 22.1%
5		106	<div></div> 8.6%
6		68	<div></div> 5.5%
7		31	<div></div> 2.5%
8		31	<div></div> 2.5%
9		10	<div></div> 0.8%
10		7	<div></div> 0.6%
11		2	<div></div> 0.2%
12		3	<div></div> 0.2%
Sysmiss		2	
Warning: these figures indicate the number of cases found in the data file. They cannot be interpreted as summary statistics of the population of interest.			
# Depress: 憂鬱情緒: 含v0401~v0422共計22題			
Information	[Type= continuous] [Format=numeric] [Range= 0-49] [Missing=*]		

# Depress: 憂鬱情緒: 含v0401~v0422共計22題	
Statistics [NW/ W]	[Valid=1224 /-] [Invalid=17 /-] [Mean=16.554 /-] [StdDev=8.65 /-]
# P_Coping: 壓力正向因應: 含v0501~v0511共計11題	
Information	[Type= continuous] [Format=numeric] [Range= 11-44] [Missing=*]
Statistics [NW/ W]	[Valid=1240 /-] [Invalid=1 /-] [Mean=32.286 /-] [StdDev=4.305 /-]

File : WELLBEING3			
# ID: 教師流水號			
Information	[Type= continuous] [Format=numeric] [Range= 10012-20066] [Missing=*]		
Statistics [NW/ W]	[Valid=747 /-] [Invalid=0 /-] [Mean=13097.754 /-] [StdDev=4034.72 /-]		
# s_ID: 學生流水號			
Information	[Type= continuous] [Format=numeric] [Range= 1-47] [Missing=*]		
Statistics [NW/ W]	[Valid=747 /-] [Invalid=0 /-] [Mean=14.021 /-] [StdDev=9.312 /-]		
# s_gender: 學生性別			
Information	[Type= discrete] [Format=numeric] [Range= 1-2] [Missing=*/9]		
Statistics [NW/ W]	[Valid=746 /-] [Invalid=1 /-]		
Value	Label	Cases	Percentage
1	男	401	<div></div> 53.8%
2	女	345	<div></div> 46.2%
9		1	
Warning: these figures indicate the number of cases found in the data file. They cannot be interpreted as summary statistics of the population of interest.			
# s_grade: 學生年級			
Information	[Type= discrete] [Format=numeric] [Range= 1-9] [Missing=*]		
Statistics [NW/ W]	[Valid=747 /-] [Invalid=0 /-]		
Value	Label	Cases	Percentage
1	一年級	39	<div></div> 5.2%
2	二年級	66	<div></div> 8.8%
3	三年級	29	<div></div> 3.9%
4	四年級	124	<div></div> 16.6%
5	五年級	153	<div></div> 20.5%
6	六年級	104	<div></div> 13.9%
7	七年級	0	
8	八年級	136	<div></div> 18.2%
9	九年級	96	<div></div> 12.9%
Warning: these figures indicate the number of cases found in the data file. They cannot be interpreted as summary statistics of the population of interest.			
# sQ01: Q1.[內在歸因] 只要我努力， 功課就一定可以進步			
Information	[Type= discrete] [Format=numeric] [Range= 1-4] [Missing=*/9]		
Statistics [NW/ W]	[Valid=746 /-] [Invalid=1 /-]		
Value	Label	Cases	Percentage
1	非常不同意	12	<div></div> 1.6%
2	不同意	67	<div></div> 9.0%
3	同意	359	<div></div> 48.1%
4	非常同意	308	<div></div> 41.3%
9		1	
Warning: these figures indicate the number of cases found in the data file. They cannot be interpreted as summary statistics of the population of interest.			
# sQ02: Q2.[外在歸因] 不管我再怎麼努力， 功課還是不會進步			
Information	[Type= discrete] [Format=numeric] [Range= 1-4] [Missing=*/9]		
Statistics [NW/ W]	[Valid=745 /-] [Invalid=2 /-]		

File : WELLBEING3





sQ02: Q2.[外在歸因] 不管我再怎麼努力，功課還是不會進步

Value	Label	Cases	Percentage
1	非常不同意	265	 35.6%
2	不同意	374	 50.2%
3	同意	82	 11.0%
4	非常同意	24	 3.2%
9		2	

Warning: these figures indicate the number of cases found in the data file. They cannot be interpreted as summary statistics of the population of interest.

sQ03: Q3.[師生相處] 我與老師(含導師)相處愉快





Information	[Type= discrete] [Format=numeric] [Range= 1-4] [Missing=*/9]
Statistics [NW/ W]	[Valid=745 /-] [Invalid=2 /-]

Value	Label	Cases	Percentage
1	非常不同意	19	 2.6%
2	不同意	57	 7.7%
3	同意	365	 49.0%
4	非常同意	304	 40.8%
9		2	

Warning: these figures indicate the number of cases found in the data file. They cannot be interpreted as summary statistics of the population of interest.

sQ04: Q4.[同儕相處] 我與班上同學相處愉快





Information	[Type= discrete] [Format=numeric] [Range= 1-4] [Missing=*/9]
Statistics [NW/ W]	[Valid=742 /-] [Invalid=5 /-]

Value	Label	Cases	Percentage
1	非常不同意	21	 2.8%
2	不同意	49	 6.6%
3	同意	333	 44.9%
4	非常同意	339	 45.7%
9		5	

Warning: these figures indicate the number of cases found in the data file. They cannot be interpreted as summary statistics of the population of interest.

sQ05: Q5.[情緒幸福感] 我認為自己是一個快樂的人

Information	[Type= discrete] [Format=numeric] [Range= 1-4] [Missing=*/9]
Statistics [NW/ W]	[Valid=744 /-] [Invalid=3 /-]

Value	Label	Cases	Percentage
1	非常不同意	38	 5.1%
2	不同意	79	 10.6%
3	同意	346	 46.5%
4	非常同意	281	 37.8%
9		3	

Warning: these figures indicate the number of cases found in the data file. They cannot be interpreted as summary statistics of the population of interest.

sQ06: Q6.[自我效能] 我認為自己有能力可以把該學的東西學好

Information	[Type= discrete] [Format=numeric] [Range= 1-4] [Missing=*/9]
Statistics [NW/ W]	[Valid=742 /-] [Invalid=5 /-]

File : WELLBEING3

sQ06: Q6.[自我效能]我認為自己有能力可以把該學的東西學好

Value	Label	Cases	Percentage
1	非常不同意	9	1.2%
2	不同意	67	9.0%
3	同意	389	52.4%
4	非常同意	277	37.3%
9		5	

Warning: these figures indicate the number of cases found in the data file. They cannot be interpreted as summary statistics of the population of interest.

sQ07: Q7.[學習動機]我覺得上學很有趣

Information	[Type= discrete] [Format=numeric] [Range= 1-4] [Missing=*/9]
Statistics [NW/ W]	[Valid=743 /-] [Invalid=4 /-]

Value	Label	Cases	Percentage
1	非常不同意	44	5.9%
2	不同意	96	12.9%
3	同意	390	52.5%
4	非常同意	213	28.7%
9		4	

Warning: these figures indicate the number of cases found in the data file. They cannot be interpreted as summary statistics of the population of interest.

sQ08: Q8.[正向因應策略]當我碰到困難時，我會努力去解決

Information	[Type= discrete] [Format=numeric] [Range= 1-4] [Missing=*/9]
Statistics [NW/ W]	[Valid=747 /-] [Invalid=0 /-]

Value	Label	Cases	Percentage
1	非常不同意	14	1.9%
2	不同意	74	9.9%
3	同意	427	57.2%
4	非常同意	232	31.1%

Warning: these figures indicate the number of cases found in the data file. They cannot be interpreted as summary statistics of the population of interest.

sQ09: Q9.[自我接納]我喜歡現在的自己

Information	[Type= discrete] [Format=numeric] [Range= 1-4] [Missing=*/9]
Statistics [NW/ W]	[Valid=745 /-] [Invalid=2 /-]

Value	Label	Cases	Percentage
1	非常不同意	33	4.4%
2	不同意	80	10.7%
3	同意	365	49.0%
4	非常同意	267	35.8%
9		2	

Warning: these figures indicate the number of cases found in the data file. They cannot be interpreted as summary statistics of the population of interest.

sQ10: Q10.[正向比]我心情好的時間多過於心情差的時間

Information	[Type= discrete] [Format=numeric] [Range= 1-4] [Missing=*/9]
Statistics [NW/ W]	[Valid=745 /-] [Invalid=2 /-]

Value	Label	Cases	Percentage
1	非常不同意	46	6.2%

File : WELLBEING3



sQ10: Q10.[正向比]我心情好的時間多過於心情差的時間

Value	Label	Cases	Percentage
2	不同意	96	 12.9%
3	同意	320	 43.0%
4	非常同意	283	 38.0%
9		2	

Warning: these figures indicate the number of cases found in the data file. They cannot be interpreted as summary statistics of the population of interest.

gender: 教師性別

Information	[Type= discrete] [Format=numeric] [Range= 1-2] [Missing=*/9]
Statistics [NW/ W]	[Valid=747 /-] [Invalid=0 /-]

Value	Label	Cases	Percentage
1	Male	151	 20.2%
2	Female	596	 79.8%

Warning: these figures indicate the number of cases found in the data file. They cannot be interpreted as summary statistics of the population of interest.

age: 教師年齡

Information	[Type= continuous] [Format=numeric] [Range= 30-60] [Missing=*/]
Statistics [NW/ W]	[Valid=747 /-] [Invalid=0 /-] [Mean=41.119 /-] [StdDev=7.387 /-]

birth: 教師出生年

Information	[Type= continuous] [Format=numeric] [Range= 44-74] [Missing=*/99]
Statistics [NW/ W]	[Valid=747 /-] [Invalid=0 /-] [Mean=62.881 /-] [StdDev=7.387 /-]

edu: 教師學歷



Information	[Type= discrete] [Format=numeric] [Range= 1-4] [Missing=*/9]
Statistics [NW/ W]	[Valid=747 /-] [Invalid=0 /-]

Value	Label	Cases	Percentage
1	專科	0	
2	大學	294	 39.4%
3	碩士	453	 60.6%
4	博士	0	

Warning: these figures indicate the number of cases found in the data file. They cannot be interpreted as summary statistics of the population of interest.

school_type: 教師任教學校類型

Information	[Type= discrete] [Format=numeric] [Range= 1-4] [Missing=*/9]
Statistics [NW/ W]	[Valid=693 /-] [Invalid=54 /-]

Value	Label	Cases	Percentage
1	國小	460	 66.4%
2	國中	233	 33.6%
3	高中	0	
4	高職 (含專科)	0	
9		54	

Warning: these figures indicate the number of cases found in the data file. They cannot be interpreted as summary statistics of the population of interest.

school_loc: 教師任教學校地點

Information	[Type= discrete] [Format=numeric] [Range= 1-23] [Missing=*/99]
Statistics [NW/ W]	[Valid=747 /-] [Invalid=0 /-]

File : WELLBEING3				
# school_loc: 教師任教學校地點				
Value	Label	Cases	Percentage	
1	基隆市	24	<div><div></div></div>	3.2%
2	臺北市	77	<div><div></div></div>	10.3%
3	新北市	77	<div><div></div></div>	10.3%
4	桃園縣	90	<div><div></div></div>	12.0%
5	新竹縣	0		
6	新竹市	0		
7	苗栗縣	54	<div><div></div></div>	7.2%
8	台中市	72	<div><div></div></div>	9.6%
9	彰化縣	70	<div><div></div></div>	9.4%
10	雲林縣	27	<div><div></div></div>	3.6%
11	嘉義市	0		
12	嘉義縣	0		
13	南投縣	27	<div><div></div></div>	3.6%
14	台南市	164	<div><div></div></div>	22.0%
15	高雄市	0		
16	屏東縣	0		
17	宜蘭縣	22	<div><div></div></div>	2.9%
18	台東縣	0		
19	花蓮縣	38	<div><div></div></div>	5.1%
20	金門縣	0		
21	馬祖縣	0		
22	連江縣	0		
23	澎湖縣	5	<div><div></div></div>	0.7%
Warning: these figures indicate the number of cases found in the data file. They cannot be interpreted as summary statistics of the population of interest.				
# job: 教師目前任教職務				
Information		[Type= discrete] [Format=numeric] [Range= 1-3] [Missing=*/9]		
Statistics [NW/ W]		[Valid=711 /-] [Invalid=36 /-]		
Value	Label	Cases	Percentage	
1	導師	631	<div><div></div></div>	88.7%
2	科任教師	0		
3	兼任行政	80	<div><div></div></div>	11.3%
9		36		
Warning: these figures indicate the number of cases found in the data file. They cannot be interpreted as summary statistics of the population of interest.				
# job_hr: 教師每天下班後工作時數				
Information		[Type= discrete] [Format=numeric] [Range= 1-4] [Missing=*/9]		
Statistics [NW/ W]		[Valid=747 /-] [Invalid=0 /-]		
Value	Label	Cases	Percentage	
1	1小時內	233	<div><div></div></div>	31.2%
2	2小時內	291	<div><div></div></div>	39.0%
3	3小時內	127	<div><div></div></div>	17.0%
4	4小時（含以上	96	<div><div></div></div>	12.9%
Warning: these figures indicate the number of cases found in the data file. They cannot be interpreted as summary statistics of the population of interest.				

File : WELLBEING3			
# stress_Stu: 教師面對學生問題的壓力			
Information	[Type= discrete] [Format=numeric] [Range= 0-3] [Missing=*/9]		
Statistics [NW/ W]	[Valid=747 /-] [Invalid=0 /-]		
Value	Label	Cases	Percentage
0	勝任、無壓力	231	<div><div></div></div> 30.9%
1	略感壓力	308	<div><div></div></div> 41.2%
2	有些沈重	162	<div><div></div></div> 21.7%
3	無法負荷	46	<div><div></div></div> 6.2%
Warning: these figures indicate the number of cases found in the data file. They cannot be interpreted as summary statistics of the population of interest.			
# stress_Par: 教師面對家長問題的壓力			
Information	[Type= discrete] [Format=numeric] [Range= 0-3] [Missing=*/9]		
Statistics [NW/ W]	[Valid=747 /-] [Invalid=0 /-]		
Value	Label	Cases	Percentage
0	勝任、無壓力	216	<div><div></div></div> 28.9%
1	略感壓力	383	<div><div></div></div> 51.3%
2	有些沈重	121	<div><div></div></div> 16.2%
3	無法負荷	27	<div><div></div></div> 3.6%
Warning: these figures indicate the number of cases found in the data file. They cannot be interpreted as summary statistics of the population of interest.			
# stress_Peer: 教師面對同(人)事問題的壓力			
Information	[Type= discrete] [Format=numeric] [Range= 0-3] [Missing=*/9]		
Statistics [NW/ W]	[Valid=747 /-] [Invalid=0 /-]		
Value	Label	Cases	Percentage
0	勝任、無壓力	375	<div><div></div></div> 50.2%
1	略感壓力	372	<div><div></div></div> 49.8%
2	有些沈重	0	
3	無法負荷	0	
Warning: these figures indicate the number of cases found in the data file. They cannot be interpreted as summary statistics of the population of interest.			
# PEmotion: 教師正向情緒: 含v0201,v0204,v0208,v0211~v0216,v0219共10題			
Information	[Type= discrete] [Format=numeric] [Range= 9-26] [Missing=*]		
Statistics [NW/ W]	[Valid=747 /-] [Invalid=0 /-] [Mean=16.008 /-] [StdDev=3.9 /-]		
Value	Label	Cases	Percentage
9		27	<div><div></div></div> 3.6%
10		28	<div><div></div></div> 3.7%
11		50	<div><div></div></div> 6.7%
12		92	<div><div></div></div> 12.3%
13		5	<div><div></div></div> 0.7%
14		18	<div><div></div></div> 2.4%
15		58	<div><div></div></div> 7.8%
16		136	<div><div></div></div> 18.2%
17		126	<div><div></div></div> 16.9%
18		27	<div><div></div></div> 3.6%
19		72	<div><div></div></div> 9.6%
20		44	<div><div></div></div> 5.9%

File : WELLBEING3

PEmotion: 教師正向情緒: 含v0201,v0204,v0208,v0211~v0216,v0219共10題

Value	Label	Cases	Percentage
21		22	2.9%
24		6	0.8%
26		36	4.8%

Warning: these figures indicate the number of cases found in the data file. They cannot be interpreted as summary statistics of the population of interest.

NEmotion: 教師負向情緒: 含0202~v0203,v0205~v0207,v0209~v0210,v0217~v0218,v0220共計10題

Information	[Type= discrete] [Format=numeric] [Range= 2-13] [Missing=*]
Statistics [NW/ W]	[Valid=720 /-] [Invalid=27 /-] [Mean=7.861 /-] [StdDev=2.954 /-]

Value	Label	Cases	Percentage
2		30	4.2%
4		116	16.1%
5		8	1.1%
6		120	16.7%
7		84	11.7%
9		77	10.7%
10		132	18.3%
11		107	14.9%
13		46	6.4%
Sysmiss		27	

Warning: these figures indicate the number of cases found in the data file. They cannot be interpreted as summary statistics of the population of interest.

P_Ratio: 教師正向比: 正向情緒除以負向情緒之比值

Information	[Type= continuous] [Format=numeric] [Range= 1-12] [Missing=*]
Statistics [NW/ W]	[Valid=720 /-] [Invalid=27 /-] [Mean=2.522 /-] [StdDev=1.893 /-]

Psy_wb: 教師心理幸福感: 含v0101~v0106六題, 但v0102,v0104,v0105,v0106為反向題

Information	[Type= discrete] [Format=numeric] [Range= 14-23] [Missing=*]
Statistics [NW/ W]	[Valid=747 /-] [Invalid=0 /-] [Mean=18.762 /-] [StdDev=1.936 /-]

Value	Label	Cases	Percentage
14		54	7.2%
17		116	15.5%
18		152	20.3%
19		121	16.2%
20		152	20.3%
21		138	18.5%
22		8	1.1%
23		6	0.8%

Warning: these figures indicate the number of cases found in the data file. They cannot be interpreted as summary statistics of the population of interest.







Soc_wb: 教師社會幸福感: 含v0107~v0111五題, 但v0107,v0110,v0111為反向題

Information	[Type= discrete] [Format=numeric] [Range= 13-20] [Missing=*]
Statistics [NW/ W]	[Valid=747 /-] [Invalid=0 /-] [Mean=16.005 /-] [StdDev=1.739 /-]

Value	Label	Cases	Percentage
13		18	2.4%
14		148	19.8%

File : WELLBEING3










Soc_wb: 教師社會幸福感: 含v0107~v0111五題, 但v0107,v0110,v0111為反向題

Value	Label	Cases	Percentage
15		163	 21.8%
16		195	 26.1%
17		22	 2.9%
18		132	 17.7%
19		45	 6.0%
20		24	 3.2%

Warning: these figures indicate the number of cases found in the data file. They cannot be interpreted as summary statistics of the population of interest.

Emo_wb: 教師情緒幸福感: 含v0112~v0115四題















Information	[Type= discrete] [Format=numeric] [Range= 7-16] [Missing=*]
Statistics [NW/ W]	[Valid=747 /-] [Invalid=0 /-] [Mean=11.228 /-] [StdDev=1.76 /-]

Value	Label	Cases	Percentage
7		27	 3.6%
8		53	 7.1%
9		67	 9.0%
10		31	 4.1%
11		127	 17.0%
12		350	 46.9%
13		52	 7.0%
14		26	 3.5%
16		14	 1.9%

Warning: these figures indicate the number of cases found in the data file. They cannot be interpreted as summary statistics of the population of interest.

Sub_wb: 教師主觀幸福感: 含v0101~v0115共計15題

Information	[Type= discrete] [Format=numeric] [Range= 39-57] [Missing=*]
Statistics [NW/ W]	[Valid=747 /-] [Invalid=0 /-] [Mean=45.995 /-] [StdDev=4.067 /-]

Value	Label	Cases	Percentage
39		54	 7.2%
40		53	 7.1%
41		27	 3.6%
43		75	 10.0%
44		58	 7.8%
45		68	 9.1%
46		62	 8.3%
47		72	 9.6%
48		54	 7.2%
49		94	 12.6%
51		92	 12.3%
53		24	 3.2%
56		8	 1.1%
57		6	 0.8%

Warning: these figures indicate the number of cases found in the data file. They cannot be interpreted as summary statistics of the population of interest.

Flo_wb: 教師巔峰幸福感: 含v0301~v0310共計10題

Information	[Type= discrete] [Format=numeric] [Range= 28-40] [Missing=*]
-------------	--

File : WELLBEING3

Flo_wb: 教師巔峰幸福感: 含v0301~v0310共計10題

Statistics [NW/ W] [Valid=741 /-] [Invalid=6 /-] [Mean=32.536 /-] [StdDev=3.139 /-]

Value	Label	Cases	Percentage
28		51	6.9%
29		54	7.3%
30		181	24.4%
31		76	10.3%
32		68	9.2%
34		52	7.0%
35		83	11.2%
36		116	15.7%
37		32	4.3%
40		28	3.8%
Sysmiss		6	

Warning: these figures indicate the number of cases found in the data file. They cannot be interpreted as summary statistics of the population of interest.

Dep_Co: 教師憂鬱_認知因素: 含v0401~v0406六題

Information [Type= discrete] [Format=numeric] [Range= 0-6] [Missing=*]

Statistics [NW/ W] [Valid=747 /-] [Invalid=0 /-] [Mean=2.521 /-] [StdDev=1.98 /-]

Value	Label	Cases	Percentage
0		144	19.3%
1		170	22.8%
2		58	7.8%
3		135	18.1%
4		71	9.5%
5		106	14.2%
6		63	8.4%

Warning: these figures indicate the number of cases found in the data file. They cannot be interpreted as summary statistics of the population of interest.

Dep_Em: 教師憂鬱_情緒因素: 含v0407~v0412六題

Information [Type= discrete] [Format=numeric] [Range= 1-14] [Missing=*]

Statistics [NW/ W] [Valid=747 /-] [Invalid=0 /-] [Mean=5.669 /-] [StdDev=3.076 /-]


Value	Label	Cases	Percentage
1		26	3.5%
2		116	15.5%
3		72	9.6%
4		63	8.4%
5		61	8.2%
6		185	24.8%
7		67	9.0%
8		31	4.1%
9		45	6.0%
11		54	7.2%
14		27	3.6%

Warning: these figures indicate the number of cases found in the data file. They cannot be interpreted as summary statistics of the population of interest.

File : WELLBEING3			
# Dep_Ph: 教師憂鬱_身體因素: 含v0413~v0418六題			
Information		[Type= discrete] [Format=numeric] [Range= 0-13] [Missing=*]	
Statistics [NW/ W]		[Valid=747 /-] [Invalid=0 /-] [Mean=5.162 /-] [StdDev=2.674 /-]	
Value	Label	Cases	Percentage
0		28	<div><div></div></div> 3.7%
1		8	<div><div></div></div> 1.1%
2		119	<div><div></div></div> 15.9%
3		38	<div><div></div></div> 5.1%
4		100	<div><div></div></div> 13.4%
5		101	<div><div></div></div> 13.5%
6		164	<div><div></div></div> 22.0%
7		58	<div><div></div></div> 7.8%
8		95	<div><div></div></div> 12.7%
10		9	<div><div></div></div> 1.2%
13		27	<div><div></div></div> 3.6%
Warning: these figures indicate the number of cases found in the data file. They cannot be interpreted as summary statistics of the population of interest.			
# Dep_In: 教師憂鬱_人際因素: 含v0419~v0422四題			
Information		[Type= discrete] [Format=numeric] [Range= 0-8] [Missing=*]	
Statistics [NW/ W]		[Valid=747 /-] [Invalid=0 /-] [Mean=3.048 /-] [StdDev=2.089 /-]	
Value	Label	Cases	Percentage
0		96	<div><div></div></div> 12.9%
1		146	<div><div></div></div> 19.5%
2		54	<div><div></div></div> 7.2%
3		39	<div><div></div></div> 5.2%
4		320	<div><div></div></div> 42.8%
5		18	<div><div></div></div> 2.4%
6		9	<div><div></div></div> 1.2%
7		38	<div><div></div></div> 5.1%
8		27	<div><div></div></div> 3.6%
Warning: these figures indicate the number of cases found in the data file. They cannot be interpreted as summary statistics of the population of interest.			
# Depress: 教師憂鬱情緒: 含v0401~v0422共計22題			
Information		[Type= continuous] [Format=numeric] [Range= 3-39] [Missing=*]	
Statistics [NW/ W]		[Valid=747 /-] [Invalid=0 /-] [Mean=16.4 /-] [StdDev=7.919 /-]	
# P_Coping: 教師壓力正向因應: 含v0501~v0511共計11題			
Information		[Type= discrete] [Format=numeric] [Range= 28-44] [Missing=*]	
Statistics [NW/ W]		[Valid=747 /-] [Invalid=0 /-] [Mean=32.64 /-] [StdDev=2.978 /-]	
Value	Label	Cases	Percentage
28		27	<div><div></div></div> 3.6%
30		136	<div><div></div></div> 18.2%
31		116	<div><div></div></div> 15.5%
32		22	<div><div></div></div> 2.9%
33		293	<div><div></div></div> 39.2%
34		102	<div><div></div></div> 13.7%

File : WELLBEING3

P_Coping: 教師壓力正向因應: 含v0501~v0511共計11題

Value	Label	Cases	Percentage
35		9	 1.2%
38		8	 1.1%
43		6	 0.8%
44		28	 3.7%

Warning: these figures indicate the number of cases found in the data file. They cannot be interpreted as summary statistics of the population of interest.