

台灣 (Taiwan, ROC)

官有垣, 國立中正大學社會福利學系

台灣與香港的社會企業之治理研究

Study Documentation

March 30, 2016

Metadata Production

Metadata Producer(s)	學術調查研究資料庫(Survey Research Data Archive) (SRDA) , 中央研究院人社中心調查研究 專題中心 , DDI文件製作
Production Date	March 30, 2016
Version	2.0版, 參考IHSN Nesstar Template修改
Identification	E10136

Table of Contents

Overview.....	4
Scope & Coverage.....	4
Producers & Sponsors.....	4
Data Collection.....	4
Data Processing & Appraisal.....	5
Accessibility.....	5
Files Description.....	6
data.....	6
Variables Group(s).....	7
樣本編號、機構類別、樣本序號.....	7
第一部分：社會企業組織的緣起與概況.....	7
第二部分, 「產銷營業」的經營管理.....	12
第三部分, 與其他部門的互動關係.....	18
第四部分：社會企業的效應.....	24
Variables Description.....	28
data.....	29

台灣與香港的社會企業之治理研究

*The Study on Governance of Social Enterprises in Taiwan and Hong Kong***Overview**

Identification	E10136
Version	Production Date: 2016-03-30
Abstract	
<p>本實證研究計畫探討台港兩地社會企業的治理結構與功能的動態演變情形，對於政府的政策制訂者、社會企業的領導者、實務工作者，以及探索此議題的學術研究者而言，皆有其重要性與價值性。瞭解社會企業的治理情況與功能發揮量，可以指引這類NPO 有效地實踐其社會價值（social values）並發揮社會影響力（social impacts，畢竟社會企業存在的目的，除了工具性的經濟目的外，最重要的即是達成社會目的（social purpose。樣本共計發放430 家社會企業（包含工作整合型、社區發展型、社會合作社，服務提供與產品銷售、公益創投與其他類型等，計回收110 家，回收率為25.6%。</p>	
Kind of Data	抽樣調查資料 (Sample survey data)

Scope & Coverage

Time Period(s)	2013
Countries	台灣 (Taiwan, ROC)
Geographic Coverage	
台港兩地	
Universe	
<p>台港兩地社會企業的調查問卷施測對象的母體選取標準，是參考EMES前主席Defourny（2004的「經濟」與「社會」兩個面向，再參酌台港兩地的政經人社狀況，作為選取與認定社會企業的方式。首先，從「經濟與企業家精神」的面向觀之，有四項準則可用來觀察與界定社會企業，包括：(1) 係一種持續生產財貨與銷售服務的活動、(2) 高度的自主性、(3) 需承受相當顯著的經濟風險，以及 (4) 至少需要聘有最低限度數量的付薪員工。再者，從組織創設的社會面向來分析，有五項準則可用來界定社會企業，包括：(1) 服務社區及從事有益於社區活動的組織目標、(2) 由社區一群民眾發起創立的組織、(3) 決策制定權的享有並非取決於出資多寡、(4) 參與的特質--那些受到組織活動影響的人們也有參與權，以及(5) 有限度的利潤分配。</p>	

Producers & Sponsors

Primary Investigator(s)	官有垣，國立中正大學社會福利學系
Other Producer(s)	國立中正大學社會福利學系

Data Collection

Data Collection Dates	start 2013-04-01 end 2013-07-31
Time Period(s)	start 2012-08-01 end 2014-07-31
Data Collection Mode	郵寄問卷 (Mail Questionnaire)

Data Processing & Appraisal

Data Editing

中央研究院人文社會科學研究中心調查研究專題中心所進行的資料整理方式，為不合理值檢核。

Accessibility

Contact(s)	學術調查研究資料庫(Survey Research Data Archive) (中央研究院人社中心調查研究專題中心), https://srda.sinica.edu.tw , srda@gate.sinica.edu.tw
Distributor(s)	學術調查研究資料庫(Survey Research Data Archive)
Depositor(s)	國立中正大學社會福利學系

Access Conditions

會員版(一般會員、院內會員)--直接下載

Files Description

Dataset contains 1 file(s)

data	
# Cases	110
# Variable(s)	305

Variables Group(s)

Dataset contains 5 group(s)

Group 樣本編號、機構類別、樣本序號							
#	Name	Label	Type	Format	Valid	Invalid	Question
1	No	問卷編號	discrete	character-24	110	0	-
2	class	社會企業機構類別	discrete	numeric-8.0	110	0	-
3	class2	社會企業機構?型	discrete	numeric-8.0	110	0	-
4	number	樣本序號	discrete	character-24	110	0	-

Group 第一部分：社會企業組織的緣起與概況							
#	Name	Label	Type	Format	Valid	Invalid	Question
1	a1_1	1.1 貴機構的法人屬性	discrete	numeric-8.0	110	0	-
2	a1_2	1.2 貴機構的成立時間	discrete	numeric-8.0	107	3	-
3	a1_3_1	1.3 貴機構的組織宗旨為何 福利服務	discrete	numeric-8.0	110	0	-
4	a1_3_2	1.3 貴機構的組織宗旨為何 慈善救助	discrete	numeric-8.0	110	0	-
5	a1_3_3	1.3 貴機構的組織宗旨為何 社區營造	discrete	numeric-8.0	110	0	-
6	a1_3_4	1.3 貴機構的組織宗旨為何 生態保育	discrete	numeric-8.0	110	0	-
7	a1_3_5	1.3 貴機構的組織宗旨為何 文化藝術	discrete	numeric-8.0	110	0	-
8	a1_3_6	1.3 貴機構的組織宗旨為何 醫療保健	discrete	numeric-8.0	110	0	-
9	a1_3_7	1.3 貴機構的組織宗旨為何 教育	discrete	numeric-8.0	110	0	-
10	a1_3_8	1.3 貴機構的組織宗旨為何 宗教服務	discrete	numeric-8.0	110	0	-
11	a1_3_9	1.3 貴機構的組織宗旨為何 運動休閒	discrete	numeric-8.0	110	0	-
12	a1_3_10	1.3 貴機構的組織宗旨為何 合作事業	discrete	numeric-8.0	110	0	-
13	a1_3_11	1.3 貴機構的組織宗旨為何 學術研究	discrete	numeric-8.0	110	0	-
14	a1_3_12	1.3 貴機構的組織宗旨為何 科技研發	discrete	numeric-8.0	110	0	-
15	a1_3_13	1.3 貴機構的組織宗旨為何 國際救援	discrete	numeric-8.0	110	0	-
16	a1_3_14	1.3 貴機構的組織宗旨為何 兩岸交流	discrete	numeric-8.0	110	0	-
17	a1_3_15	1.3 貴機構的組織宗旨為何 國際交流	discrete	numeric-8.0	110	0	-
18	a1_3_16	1.3 貴機構的組織宗旨為何 其他(請說明)	discrete	numeric-8.0	110	0	-

#	Name	Label	Type	Format	Valid	Invalid	Question
19	a1_4_1	1.4貴機構主要服務對象:身心障礙者	discrete	numeric-8.0	110	0	-
20	a1_4_2	1.4貴機構主要服務對象:社區居民	discrete	numeric-8.0	110	0	-
21	a1_4_3	1.4貴機構主要服務對象:原住民	discrete	numeric-8.0	110	0	-
22	a1_4_4	1.4貴機構主要服務對象:婦女	discrete	numeric-8.0	110	0	-
23	a1_4_5	1.4貴機構主要服務對象:失業者	discrete	numeric-8.0	110	0	-
24	a1_4_6	1.4貴機構主要服務對象:老人	discrete	numeric-8.0	110	0	-
25	a1_4_7	1.4貴機構主要服務對象:中及低收入者	discrete	numeric-8.0	110	0	-
26	a1_4_8	1.4貴機構主要服務對象:兒童及青少年	discrete	numeric-8.0	110	0	-
27	a1_4_9	1.4貴機構主要服務對象:藥物成癮	discrete	numeric-8.0	110	0	-
28	a1_4_10	1.4貴機構主要服務對象:更生人	discrete	numeric-8.0	110	0	-
29	a1_4_11	1.4貴機構主要服務對象:新移民配偶	discrete	numeric-8.0	110	0	-
30	a1_4_12	1.4貴機構主要服務對象:外籍勞工	discrete	numeric-8.0	110	0	-
31	a1_4_13	1.4貴機構主要服務對象:單親家庭	discrete	numeric-8.0	110	0	-
32	a1_4_14	1.4貴機構主要服務對象:街友	discrete	numeric-8.0	110	0	-
33	a1_4_15	1.4貴機構主要服務對象:公益組織	discrete	numeric-8.0	110	0	-
34	a1_4_16	1.4貴機構主要服務對象:長期病患者	discrete	numeric-8.0	110	0	-
35	a1_4_17	1.4貴機構主要服務對象:其他(請說明)	discrete	numeric-8.0	110	0	-
36	a1_4_1_1	1.4.1承上題,若您有勾選「身心障礙者」,請勾選服務的障別:視覺障礙	discrete	numeric-8.0	109	1	-
37	a1_4_1_2	1.4.1承上題,若您有勾選「身心障礙者」,請勾選服務的障別:聽覺障礙	discrete	numeric-8.0	109	1	-
38	a1_4_1_3	1.4.1承上題,若您有勾選「身心障礙者」,請勾選服務的障別:智能障礙	discrete	numeric-8.0	109	1	-
39	a1_4_1_4	1.4.1承上題,若您有勾選「身心障礙者」,請勾選服務的障別:肢體障礙	discrete	numeric-8.0	109	1	-
40	a1_4_1_5	1.4.1承上題,若您有勾選「身心障礙者」,請勾選服務的障別:多重障礙	discrete	numeric-8.0	109	1	-
41	a1_4_1_6	1.4.1承上題,若您有勾選「身心障礙者」,請勾選服務的障別:顏面損傷	discrete	numeric-8.0	109	1	-

#	Name	Label	Type	Format	Valid	Invalid	Question
42	a1_4_1_7	1.4.1承上題,若您有勾選「身心障礙者」,請勾選服務的障別:自閉症	discrete	numeric-8.0	109	1	-
43	a1_4_1_8	1.4.1承上題,若您有勾選「身心障礙者」,請勾選服務的障別:失能症	discrete	numeric-8.0	109	1	-
44	a1_4_1_9	1.4.1承上題,若您有勾選「身心障礙者」,請勾選服務的障別:聲音或語言障礙	discrete	numeric-8.0	109	1	-
45	a1_4_1_10	1.4.1承上題,若您有勾選「身心障礙者」,請勾選服務的障別:慢性精神疾病	discrete	numeric-8.0	109	1	-
46	a1_4_1_11	1.4.1承上題,若您有勾選「身心障礙者」,請勾選服務的障別:平衡機能障礙	discrete	numeric-8.0	109	1	-
47	a1_4_1_12	1.4.1承上題,若您有勾選「身心障礙者」,請勾選服務的障別:重要器官失去功能	discrete	numeric-8.0	109	1	-
48	a1_4_1_13	1.4.1承上題,若您有勾選「身心障礙者」,請勾選服務的障別:植物人	discrete	numeric-8.0	109	1	-
49	a1_4_1_14	1.4.1承上題,若您有勾選「身心障礙者」,請勾選服務的障別:罕見疾病	discrete	numeric-8.0	109	1	-
50	a1_4_1_15	1.4.1承上題,若您有勾選「身心障礙者」,請勾選服務的障別:頑性癲癇症	discrete	numeric-8.0	109	1	-
51	a1_4_1_16	1.4.1承上題,若您有勾選「身心障礙者」,請勾選服務的障別:其他(請說明)	discrete	numeric-8.0	109	1	-
52	a1_5_1	1.5貴機構決定設立「產銷營業」單位或從事該類業務之目的為何提供職業訓練	discrete	numeric-8.0	110	0	-
53	a1_5_2	1.5貴機構決定設立「產銷營業」單位或從事該類業務之目的為何創造弱勢團體就業機會	discrete	numeric-8.0	110	0	-
54	a1_5_3	1.5貴機構決定設立「產銷營業」單位或從事該類業務之目的為何提升弱勢團體就業者的收入	discrete	numeric-8.0	110	0	-
55	a1_5_4	1.5貴機構決定設立「產銷營業」單位或從事該類業務之目的為何增進弱勢團體的社會適應能力	discrete	numeric-8.0	110	0	-
56	a1_5_5	1.5貴機構決定設立「產銷營業」單位或從事該類業務之目的為何滿足弱勢團體個別之需要(如復健、彈性工作等)	discrete	numeric-8.0	110	0	-
57	a1_5_6	1.5貴機構決定設立「產銷營業」單位或從事該類業務之目的為何滿足特定群體個別之需要(如老人、身障者的就醫與購物)	discrete	numeric-8.0	110	0	-

#	Name	Label	Type	Format	Valid	Invalid	Question
58	a1_5_7	1.5貴機構決定設立「產銷營業」單位或從事該類業務之目的為何舒緩社區的社會及經濟問題	discrete	numeric-8.0	110	0	-
59	a1_5_8	1.5貴機構決定設立「產銷營業」單位或從事該類業務之目的為何有助於社區發展的活化	discrete	numeric-8.0	110	0	-
60	a1_5_9	1.5貴機構決定設立「產銷營業」單位或從事該類業務之目的為何藉此倡導、維護所珍視的社會價值與理念	discrete	numeric-8.0	110	0	-
61	a1_5_10	1.5貴機構決定設立「產銷營業」單位或從事該類業務之目的為何充實機構自給自足的能力	discrete	numeric-8.0	110	0	-
62	a1_5_11	1.5貴機構決定設立「產銷營業」單位或從事該類業務之目的為何提升機構的知名度	discrete	numeric-8.0	110	0	-
63	a1_5_12	1.5貴機構決定設立「產銷營業」單位或從事該類業務之目的為何增加機構的經費收入	discrete	numeric-8.0	110	0	-
64	a1_5_13	1.5貴機構決定設立「產銷營業」單位或從事該類業務之目的為何生態環境的保護	discrete	numeric-8.0	110	0	-
65	a1_5_14	1.5貴機構決定設立「產銷營業」單位或從事該類業務之目的為何可向政府申請相關的經費補助	discrete	numeric-8.0	110	0	-
66	a1_5_15	1.5貴機構決定設立「產銷營業」單位或從事該類業務之目的為何其他(請說明)	discrete	numeric-8.0	110	0	-
67	a1_6_1	1.6.1起始時間	continuous	numeric-8.0	108	2	-
68	a1_6_2_1	1.6.2過去一年(2012)會計年度的「主要經費」收入為何產銷營業收入	discrete	numeric-8.0	110	0	-
69	a1_6_2_2	1.6.2過去一年(2012)會計年度的「主要經費」收入為何一般捐款	discrete	numeric-8.0	110	0	-
70	a1_6_2_3	1.6.2過去一年(2012)會計年度的「主要經費」收入為何政府補助及委託款	discrete	numeric-8.0	110	0	-
71	a1_6_2_4	1.6.2過去一年(2012)會計年度的「主要經費」收入為何會費收入	discrete	numeric-8.0	110	0	-
72	a1_6_2_5	1.6.2過去一年(2012)會計年度的「主要經費」收入為何銀行存款的孳息	discrete	numeric-8.0	110	0	-
73	a1_6_2_6	1.6.2過去一年(2012)會計年度的「主要經費」收入為何股本收入	discrete	numeric-8.0	110	0	-

#	Name	Label	Type	Format	Valid	Invalid	Question
74	a1_6_2_7	1.6.2過去一年(2012)會計年度的「主要經費」收入為何其他收入	discrete	numeric-8.0	110	0	-
75	a1_6_3	1.6.3過去一年(2012)年會計年度的產銷營業金額約為新台幣?	continuous	numeric-8.0	107	3	-
76	a1_6_4_1	1.6.4貴機構的「產銷營業」單位最近一年(2012年會計. 年度的營收狀況?(1整體的營收狀況:	discrete	numeric-8.0	109	1	-
77	a1_6_4_2	1.6.4貴機構的「產銷營業」單位最近一年(2012年會計. 年度的營收狀況?(2若扣除政府相關單位對貴機構的經費補助,其營收狀況:	discrete	numeric-8.0	100	10	-
78	a1_6_5_1	1.6.5貴機構如何運用「產銷營業」的收入歸入機構總收入統籌辦理	discrete	numeric-8.0	110	0	-
79	a1_6_5_2	1.6.5貴機構如何運用「產銷營業」的收入獨立進行其他的運用(如實驗性、創發性方案)	discrete	numeric-8.0	110	0	-
80	a1_6_5_3	1.6.5貴機構如何運用「產銷營業」的收入繼續投入在該「生產與服務銷售」的開發上	discrete	numeric-8.0	110	0	-
81	a1_6_5_4	1.6.5貴機構如何運用「產銷營業」的收入依比例分配,部分歸入機構統籌辦理、部份繼續投入該生產與服務銷售上	discrete	numeric-8.0	110	0	-
82	a1_6_5_5	1.6.5貴機構如何運用「產銷營業」的收入將部分收入運用於員工的「績效獎金」	discrete	numeric-8.0	110	0	-
83	a1_6_5_6	1.6.5貴機構如何運用「產銷營業」的收入將部分收入運用於社員或股東的「分紅」	discrete	numeric-8.0	110	0	-
84	a1_6_5_7	1.6.5貴機構如何運用「產銷營業」的收入將部分收入儲存或信託,以做為員工日後的就業或創業輔導基金	discrete	numeric-8.0	110	0	-
85	a1_6_5_8	1.6.5貴機構如何運用「產銷營業」的收入將部分收入做為社區公益慈善活動之用	discrete	numeric-8.0	110	0	-
86	a1_6_5_9	1.6.5貴機構如何運用「產銷營業」的收入其他(請說明)	discrete	numeric-8.0	110	0	-
87	a1_7_1	1.7貴機構「產銷營業」單位之運作形式為何(1)餐飲服務	continuous	numeric-8.0	54	56	-
88	a1_7_2	1.7貴機構「產銷營業」單位之運作形式為何(2)產品製作及/或銷售	continuous	numeric-8.0	74	36	-

#	Name	Label	Type	Format	Valid	Invalid	Question
89	a1_7_3	1.7貴機構「產銷營業」單位之運作形式為何(3)一般清潔服務	continuous	numeric-8.0	25	85	-
90	a1_7_4	1.7貴機構「產銷營業」單位之運作形式為何(4)個人護理服務	continuous	numeric-8.0	4	106	-
91	a1_7_5	1.7貴機構「產銷營業」單位之運作形式為何(5)居家服務	continuous	numeric-8.0	6	104	-
92	a1_7_6	1.7貴機構「產銷營業」單位之運作形式為何(6)資金與專業知識提供與輔導服務	continuous	numeric-8.0	2	108	-
93	a1_7_7	1.7貴機構「產銷營業」單位之運作形式為何(7)生態觀光導覽服務	continuous	numeric-8.0	31	79	-
94	a1_7_8	1.7貴機構「產銷營業」單位之運作形式為何(8)資源回收服務	continuous	numeric-8.0	20	90	-
95	a1_7_9	1.7貴機構「產銷營業」單位之運作形式為何(9)場地提供服務	continuous	numeric-8.0	13	97	-
96	a1_7_10	1.7貴機構「產銷營業」單位之運作形式為何(10)其他服務(請說明)	continuous	numeric-8.0	4	106	-

Group 第二部分, 「產銷營業」的經營管理

#	Name	Label	Type	Format	Valid	Invalid	Question
1	b2_1_1_1	2.1.1銷售與服務對象:(1)一般消費者	discrete	numeric-8.0	108	2	-
2	b2_1_1_2	2.1.1銷售與服務對象:(2)政府單位	discrete	numeric-8.0	108	2	-
3	b2_1_1_3	2.1.1銷售與服務對象:(3)企業公司	discrete	numeric-8.0	108	2	-
4	b2_1_1_4	2.1.1銷售與服務對象:(4)社會弱勢群體	discrete	numeric-8.0	108	2	-
5	b2_1_1_5	2.1.1銷售與服務對象:(5)機構自身的職工、眷屬、志工	discrete	numeric-8.0	108	2	-
6	b2_1_1_6	2.1.1銷售與服務對象:(6)社員或會員	discrete	numeric-8.0	108	2	-
7	b2_1_1_7	2.1.1銷售與服務對象:(7)其他(請說明)	discrete	numeric-8.0	108	2	-
8	b2_1_2_1	2.1.2銷售與服務的管道:(1)在庇護工場或庇護商店進行銷售	discrete	numeric-8.0	108	2	-
9	b2_1_2_2	2.1.2銷售與服務的管道:(2)機構內部單位自銷	discrete	numeric-8.0	108	2	-
10	b2_1_2_3	2.1.2銷售與服務的管道:(3)架設網站,提供網路購物	discrete	numeric-8.0	108	2	-
11	b2_1_2_4	2.1.2銷售與服務的管道:(4)於一般商店販售(如便利商店)	discrete	numeric-8.0	108	2	-

#	Name	Label	Type	Format	Valid	Invalid	Question
12	b2_1_2_5	2.1.2銷售與服務的管道:(5)透過政府協助銷售	discrete	numeric-8.0	108	2	-
13	b2_1_2_6	2.1.2銷售與服務的管道:(6)與其他組織合作販售產品與服務	discrete	numeric-8.0	108	2	-
14	b2_1_2_7	2.1.2銷售與服務的管道:(7)社區人際互動行銷- 好口碑!	discrete	numeric-8.0	108	2	-
15	b2_1_2_8	2.1.2銷售與服務的管道:(8)社區定期/不定期的市集銷售	discrete	numeric-8.0	108	2	-
16	b2_1_2_9	2.1.2銷售與服務的管道:(9)園遊會義賣	discrete	numeric-8.0	108	2	-
17	b2_1_2_10	2.1.2銷售與服務的管道:(10)其他(請說明)	discrete	numeric-8.0	108	2	-
18	b2_2_1	2.2貴機構在「產銷營業」的經營管理上所面臨的挑戰為何(1)負責管理/運作「產銷營業」的領導階層之相關經營知識、技巧與經驗不足	discrete	numeric-8.0	107	3	-
19	b2_2_2	2.2貴機構在「產銷營業」的經營管理上所面臨的挑戰為何(2)難以適時取得足夠的資金,限制了「產銷營業」的發展	discrete	numeric-8.0	107	3	-
20	b2_2_3	2.2貴機構在「產銷營業」的經營管理上所面臨的挑戰為何(3)社會大眾對於非營利組織經營產銷事業缺乏瞭解及認同	discrete	numeric-8.0	107	3	-
21	b2_2_4	2.2貴機構在「產銷營業」的經營管理上所面臨的挑戰為何(4)法令限制,例如就服員與社工具人數要求、庇護工場員工薪資條件設限等	discrete	numeric-8.0	107	3	-
22	b2_2_5	2.2貴機構在「產銷營業」的經營管理上所面臨的挑戰為何(5)勞基法的基本工資要求,增加機構人事成本	discrete	numeric-8.0	107	3	-
23	b2_2_6	2.2貴機構在「產銷營業」的經營管理上所面臨的挑戰為何(6)「產銷營業」單位選址困難,影響其順利運作	discrete	numeric-8.0	107	3	-
24	b2_2_7	2.2貴機構在「產銷營業」的經營管理上所面臨的挑戰為何(7)難以尋找「營利」或「非營利」組織的合作伙伴	discrete	numeric-8.0	107	3	-
25	b2_2_8	2.2貴機構在「產銷營業」的經營管理上所面臨的挑戰為何(8)同性質機構面臨的競爭壓力	discrete	numeric-8.0	107	3	-
26	b2_2_9	2.2貴機構在「產銷營業」的經營管理上所面臨的挑	discrete	numeric-8.0	107	3	-

#	Name	Label	Type	Format	Valid	Invalid	Question
		戰為何(9)難以開發產品的行銷管道					
27	b2_2_10	2.2貴機構在「產銷營業」的經營管理上所面臨的挑戰為何(10)難以引進兼具公益理念與經營管理知識之專業人才	discrete	numeric-8.0	107	3	-
28	b2_2_11	2.2貴機構在「產銷營業」的經營管理上所面臨的挑戰為何(11)員工難以認同組織經營「產銷營業」以賺取營收的理念	discrete	numeric-8.0	107	3	-
29	b2_2_12	2.2貴機構在「產銷營業」的經營管理上所面臨的挑戰為何(12)員工流動率過高	discrete	numeric-8.0	107	3	-
30	b2_2_13	2.2貴機構在「產銷營業」的經營管理上所面臨的挑戰為何(13)可能喪失非營利組織免稅地位	discrete	numeric-8.0	107	3	-
31	b2_2_14	2.2貴機構在「產銷營業」的經營管理上所面臨的挑戰為何(14)其他(請說明)	discrete	numeric-8.0	107	3	-
32	b2_3	2.3貴機構自成立「產銷營業」單位以來,在組織架構上有無改變?	discrete	numeric-8.0	108	2	-
33	b2_3_1_1	2.3.1貴機構為因應「產銷營業」單位的設置,而在組織架構上作何改變(1)設立專責單位(如生產事業部、產銷委員會...)與組織中其他部門做出專業分工,並互相配合。	discrete	numeric-8.0	108	2	-
34	b2_3_1_2	2.3.1貴機構為因應「產銷營業」單位的設置,而在組織架構上作何改變(2)並未成立專責單位,由機構的行政管理部門直接綜合規劃辦理。	discrete	numeric-8.0	108	2	-
35	b2_3_1_3	2.3.1貴機構為因應「產銷營業」單位的設置,而在組織架構上作何改變(3)未成立專責單位,在董(理)事會下設類似「營業銷售輔導諮詢委員會」任務編組,協助行政管理部門規劃辦理營銷事務	discrete	numeric-8.0	108	2	-
36	b2_3_1_4	2.3.1貴機構為因應「產銷營業」單位的設置,而在組織架構上作何改變(4)成立營利性質的「公司」,由其獨立負責該營業項目,再以盈收回饋母機構或贊助其他公益團體。	discrete	numeric-8.0	108	2	-
37	b2_3_1_5	2.3.1貴機構為因應「產銷營業」單位的設置,而在組織架構上作何改變(5)其他(請說明)	discrete	numeric-8.0	108	2	-
38	b2_4_1_1	2.4貴機構的決策與執行部門如何因應「產銷營業」而做出調整?2.4.1董(理)	discrete	numeric-8.0	102	8	-

#	Name	Label	Type	Format	Valid	Invalid	Question
		事會(1)董(理)事成員未因「產銷營業」單位的設立而進行調整					
39	b2_4_1_2	2.4貴機構的決策與執行部門如何因應「產銷營業」而做出調整?2.4.1董(理)事會(2)擴大董(理)事會成員的人數規模	discrete	numeric-8.0	102	8	-
40	b2_4_1_3	2.4貴機構的決策與執行部門如何因應「產銷營業」而做出調整?2.4.1董(理)事會(3)提高擁有商業企管相關背景的董(理)事成員之人數比例	discrete	numeric-8.0	102	8	-
41	b2_4_1_4	2.4貴機構的決策與執行部門如何因應「產銷營業」而做出調整?2.4.1董(理)事會(4)提高擁有法律與公共行政等相關背景的董(理)事成員之人數比例	discrete	numeric-8.0	102	8	-
42	b2_4_1_5	2.4貴機構的決策與執行部門如何因應「產銷營業」而做出調整?2.4.1董(理)事會(5)提高擁有與產銷營業的產品或服務相關專業的董(理)事成員之人數比例	discrete	numeric-8.0	102	8	-
43	b2_4_1_6	2.4貴機構的決策與執行部門如何因應「產銷營業」而做出調整?2.4.1董(理)事會(6)指定董事一或數人專責督導產銷營業的業務發展	discrete	numeric-8.0	102	8	-
44	b2_4_1_7	2.4貴機構的決策與執行部門如何因應「產銷營業」而做出調整?2.4.1董(理)事會(7)其他(請說明)	discrete	numeric-8.0	102	8	-
45	b2_4_2_1	2.4貴機構的決策與執行部門如何因應「產銷營業」而做出調整?2.4.2執行長(總幹事、秘書長)(1)聘請具有商業企管相關背景的執行長(總幹事、秘書長)	discrete	numeric-8.0	105	5	-
46	b2_4_2_2	2.4貴機構的決策與執行部門如何因應「產銷營業」而做出調整?2.4.2執行長(總幹事、秘書長)(2)增聘具有商業企管相關背景的副執行長(副總幹事、副秘書長),專責產銷營業的業務	discrete	numeric-8.0	105	5	-
47	b2_4_2_3	2.4貴機構的決策與執行部門如何因應「產銷營業」而做出調整?2.4.2執行長(總幹事、秘書長)(3)目前的執行長(總幹事、秘書長)並無商業企管、行銷與公關或與該營業專業相關背景的專長	discrete	numeric-8.0	105	5	-
48	b2_4_2_4	2.4貴機構的決策與執行部門如何因應「產銷營業」而做出調整?2.4.2執行長(總幹事、秘書長)(4)目前	discrete	numeric-8.0	105	5	-

#	Name	Label	Type	Format	Valid	Invalid	Question
		的執行長(總幹事'秘書長)無商業企管、行銷與公關或該營業專業專長,已利用空餘時間進修					
49	b2_4_2_5	2.4貴機構的決策與執行部門如何因應「產銷營業」而做出調整?2.4.2執行長(總幹事、秘書長)(5)其他(請說明)	discrete	numeric-8.0	105	5	-
50	b2_4_3_1	2.4貴機構的決策與執行部門如何因應「產銷營業」而做出調整?2.4.3部門主管(1)聘請具有商業企管相關背景的部門主管	discrete	numeric-8.0	105	5	-
51	b2_4_3_2	2.4貴機構的決策與執行部門如何因應「產銷營業」而做出調整?2.4.3部門主管(2)聘請具有與該營業產品或服務專業相關背景的部門主管	discrete	numeric-8.0	105	5	-
52	b2_4_3_3	2.4貴機構的決策與執行部門如何因應「產銷營業」而做出調整?2.4.3部門主管(3)聘請具有行銷與公關專業背景的部門主管	discrete	numeric-8.0	105	5	-
53	b2_4_3_4	2.4貴機構的決策與執行部門如何因應「產銷營業」而做出調整?2.4.3部門主管(4)目前的部門主管並無商業企管、行銷公關或與該營業專業相關背景的專長	discrete	numeric-8.0	105	5	-
54	b2_4_3_5	2.4貴機構的決策與執行部門如何因應「產銷營業」而做出調整?2.4.3部門主管(5)目前的部門主管無商業企管、行銷與公關或與該營業專業相關背景的專長,已利用空餘時間進修相關的管理知識	discrete	numeric-8.0	105	5	-
55	b2_4_3_6	2.4貴機構的決策與執行部門如何因應「產銷營業」而做出調整?2.4.3部門主管(6)其他(請說明)	discrete	numeric-8.0	104	6	-
56	b2_5_1	2.5貴機構「產銷營業」單位的聘用人力配置狀況?(1)專業經理人	continuous	numeric-8.0	75	35	-
57	b2_5_2	2.5貴機構「產銷營業」單位的聘用人力配置狀況?(2)就(職)業輔導員	continuous	numeric-8.0	55	55	-
58	b2_5_3	2.5貴機構「產銷營業」單位的聘用人力配置狀況?(3)技術人員	continuous	numeric-8.0	73	37	-
59	b2_5_4	2.5貴機構「產銷營業」單位的聘用人力配置狀況?(4)社工人員	continuous	numeric-8.0	41	69	-
60	b2_5_5	2.5貴機構「產銷營業」單位的聘用人力配置狀況?(5)公關推廣人員	continuous	numeric-8.0	35	75	-

#	Name	Label	Type	Format	Valid	Invalid	Question
61	b2_5_6	2.5貴機構「產銷營業」單位的聘用人力配置狀況?(6)一般行政人員	continuous	numeric-8.0	63	47	-
62	b2_5_7	2.5貴機構「產銷營業」單位的聘用人力配置狀況?(7)照顧服務人員	continuous	numeric-8.0	26	84	-
63	b2_5_8	2.5貴機構「產銷營業」單位的聘用人力配置狀況?(8)其他(請說明)	continuous	numeric-8.0	2	108	-
64	b2_5	2.5貴機構「產銷營業」單位的聘用人力配置狀況?人力配置總數	continuous	numeric-8.0	110	0	-
65	b2_6_1	2.6貴機構「產銷營業」單位目前急需要的專業人力為何?(1)具備商業管理相關背景	discrete	numeric-8.0	109	1	-
66	b2_6_2	2.6貴機構「產銷營業」單位目前急需要的專業人力為何?(2)具備產品製作、設計與研發能力	discrete	numeric-8.0	109	1	-
67	b2_6_3	2.6貴機構「產銷營業」單位目前急需要的專業人力為何?(3)社工專業	discrete	numeric-8.0	109	1	-
68	b2_6_4	2.6貴機構「產銷營業」單位目前急需要的專業人力為何?(4)就業輔導	discrete	numeric-8.0	109	1	-
69	b2_6_5	2.6貴機構「產銷營業」單位目前急需要的專業人力為何?(5)照顧服務	discrete	numeric-8.0	109	1	-
70	b2_6_6	2.6貴機構「產銷營業」單位目前急需要的專業人力為何?(6)法律	discrete	numeric-8.0	109	1	-
71	b2_6_7	2.6貴機構「產銷營業」單位目前急需要的專業人力為何?(7)財務會計	discrete	numeric-8.0	109	1	-
72	b2_6_8	2.6貴機構「產銷營業」單位目前急需要的專業人力為何?(8)公關與行銷	discrete	numeric-8.0	109	1	-
73	b2_6_9	2.6貴機構「產銷營業」單位目前急需要的專業人力為何?(9)其他(請說明)	discrete	numeric-8.0	109	1	-
74	b2_7_1	2.7貴機構「銷貨營業」聘用全職人員的薪資福利與一般市場薪資福利水準的比較?1.技術人員	continuous	numeric-8.0	71	39	-
75	b2_7_2	2.7貴機構「銷貨營業」聘用全職人員的薪資福利與一般市場薪資福利水準的比較?2.專業經理人	continuous	numeric-8.0	72	38	-
76	b2_7_3	2.7貴機構「銷貨營業」聘用全職人員的薪資福利與一般市場薪資福利水準的比較?3.就(職)業輔導員	continuous	numeric-8.0	51	59	-
77	b2_7_4	2.7貴機構「銷貨營業」聘用全職人員的薪資福利與一般市場薪資福利水準的比較?4.社工人員	continuous	numeric-8.0	41	69	-

#	Name	Label	Type	Format	Valid	Invalid	Question
78	b2_7_5	2.7貴機構「銷貨營業」聘用全職人員的薪資福利與一般市場薪資福利水準的比較?5.公關推廣人員	continuous	numeric-8.0	34	76	-
79	b2_7_6	2.7貴機構「銷貨營業」聘用全職人員的薪資福利與一般市場薪資福利水準的比較?6.照顧服務人員	continuous	numeric-8.0	26	84	-
80	b2_7_7	2.7貴機構「銷貨營業」聘用全職人員的薪資福利與一般市場薪資福利水準的比較?7.一般行政人員	continuous	numeric-8.0	62	48	-
81	b2_8_1	2.8貴機構對於「產銷營業」單位員工之獎勵機制為何?(1)沒有規劃,按一般薪資給付	discrete	numeric-8.0	110	0	-
82	b2_8_2	2.8貴機構對於「產銷營業」單位員工之獎勵機制為何?(2)績效獎金	discrete	numeric-8.0	110	0	-
83	b2_8_3	2.8貴機構對於「產銷營業」單位員工之獎勵機制為何?(3)員工旅遊	discrete	numeric-8.0	110	0	-
84	b2_8_4	2.8貴機構對於「產銷營業」單位員工之獎勵機制為何?(4)營業產品購買之優惠	discrete	numeric-8.0	110	0	-
85	b2_8_5	2.8貴機構對於「產銷營業」單位員工之獎勵機制為何?(5)按年度營收分紅	discrete	numeric-8.0	110	0	-
86	b2_8_6	2.8貴機構對於「產銷營業」單位員工之獎勵機制為何?(6)其他(請說明)	discrete	numeric-8.0	110	0	-

Group 第三部分，與其他部門的互動關係

#	Name	Label	Type	Format	Valid	Invalid	Question
1	c3_1_1	3.1貴機構「產銷營業」單位的政府主管機關為?(1)勞政部門	discrete	numeric-8.0	110	0	-
2	c3_1_2	3.1貴機構「產銷營業」單位的政府主管機關為?(2)社政部門	discrete	numeric-8.0	110	0	-
3	c3_1_3	3.1貴機構「產銷營業」單位的政府主管機關為?(3)衛政部門	discrete	numeric-8.0	110	0	-
4	c3_1_4	3.1貴機構「產銷營業」單位的政府主管機關為?(4)農政部門	discrete	numeric-8.0	110	0	-
5	c3_1_5	3.1貴機構「產銷營業」單位的政府主管機關為?(5)文化部門	discrete	numeric-8.0	110	0	-
6	c3_1_6	3.1貴機構「產銷營業」單位的政府主管機關為?(6)教育部門	discrete	numeric-8.0	110	0	-

#	Name	Label	Type	Format	Valid	Invalid	Question
7	c3_1_7	3.1貴機構「產銷營業」單位的政府主管機關為?(7)經濟部門	discrete	numeric-8.0	110	0	-
8	c3_1_8	3.1貴機構「產銷營業」單位的政府主管機關為?(8)環境保護部門	discrete	numeric-8.0	110	0	-
9	c3_1_9	3.1貴機構「產銷營業」單位的政府主管機關為?(9)地方政府	discrete	numeric-8.0	110	0	-
10	c3_1_10	3.1貴機構「產銷營業」單位的政府主管機關為?(10)不清楚	discrete	numeric-8.0	110	0	-
11	c3_1_11	3.1貴機構「產銷營業」單位的政府主管機關為?(11)其他(請說明)	discrete	numeric-8.0	110	0	-
12	c3_2_1	3.2您認為目前政府對於貴機構之「產銷營業」有何「助力」?(1)政府提供人員聘僱經費補助	discrete	numeric-8.0	110	0	-
13	c3_2_2	3.2您認為目前政府對於貴機構之「產銷營業」有何「助力」?(2)政府提供房屋、設施與設備等硬體經費補助	discrete	numeric-8.0	110	0	-
14	c3_2_3	3.2您認為目前政府對於貴機構之「產銷營業」有何「助力」?(3)政府提供相關經營管理與訓練經費補助	discrete	numeric-8.0	110	0	-
15	c3_2_4	3.2您認為目前政府對於貴機構之「產銷營業」有何「助力」?(4)政府提供優惠或無償的土地房屋等地上物予機構使用	discrete	numeric-8.0	110	0	-
16	c3_2_5	3.2您認為目前政府對於貴機構之「產銷營業」有何「助力」?(5)政府提供相當於市價的有償之土地房屋等地上物予機構使用	discrete	numeric-8.0	110	0	-
17	c3_2_6	3.2您認為目前政府對於貴機構之「產銷營業」有何「助力」?(6)政府直接購買產品或服務	discrete	numeric-8.0	110	0	-
18	c3_2_7	3.2您認為目前政府對於貴機構之「產銷營業」有何「助力」?(7)機關首長為產品代言或協助行銷	discrete	numeric-8.0	110	0	-
19	c3_2_8	3.2您認為目前政府對於貴機構之「產銷營業」有何「助力」?(8)政府直接提供訪視、輔導、訓練等服務	discrete	numeric-8.0	110	0	-
20	c3_2_9	3.2您認為目前政府對於貴機構之「產銷營業」有何「助力」?(9)政府委託專業企管顧問或相關之單位提供訪視、輔導、訓練等服務	discrete	numeric-8.0	110	0	-
21	c3_2_10	3.2您認為目前政府對於貴機構之「產銷營業」有何	discrete	numeric-8.0	110	0	-

#	Name	Label	Type	Format	Valid	Invalid	Question
		「助力」?(10)政府提供健全之法規環境					
22	c3_2_11	3.2您認為目前政府對於貴機構之「產銷營業」有何「助力」?(11)政府設立相關的網站,整合行銷資訊	discrete	numeric-8.0	110	0	-
23	c3_2_12	3.2您認為目前政府對於貴機構之「產銷營業」有何「助力」?(12)沒有任何助力	discrete	numeric-8.0	110	0	-
24	c3_2_13	3.2您認為目前政府對於貴機構之「產銷營業」有何「助力」?(13)其他(請說明)	discrete	numeric-8.0	110	0	-
25	c3_3_1	3.3貴機構發展「產銷營業」迄今曾獲得哪些政府單位的相關協助(1)勞委會(如職訓局)	discrete	numeric-8.0	110	0	-
26	c3_3_2	3.3貴機構發展「產銷營業」迄今曾獲得哪些政府單位的相關協助(2)內政部(如社會司)	discrete	numeric-8.0	110	0	-
27	c3_3_3	3.3貴機構發展「產銷營業」迄今曾獲得哪些政府單位的相關協助(3)經濟部(如中小企業處)	discrete	numeric-8.0	110	0	-
28	c3_3_4	3.3貴機構發展「產銷營業」迄今曾獲得哪些政府單位的相關協助(4)農委會	discrete	numeric-8.0	110	0	-
29	c3_3_5	3.3貴機構發展「產銷營業」迄今曾獲得哪些政府單位的相關協助(5)文化部(之前為『文建會』)	discrete	numeric-8.0	110	0	-
30	c3_3_6	3.3貴機構發展「產銷營業」迄今曾獲得哪些政府單位的相關協助(6)客委會	discrete	numeric-8.0	110	0	-
31	c3_3_7	3.3貴機構發展「產銷營業」迄今曾獲得哪些政府單位的相關協助(7)原民會	discrete	numeric-8.0	110	0	-
32	c3_3_8	3.3貴機構發展「產銷營業」迄今曾獲得哪些政府單位的相關協助(8)環保署	discrete	numeric-8.0	110	0	-
33	c3_3_9	3.3貴機構發展「產銷營業」迄今曾獲得哪些政府單位的相關協助(9)青輔會	discrete	numeric-8.0	110	0	-
34	c3_3_10	3.3貴機構發展「產銷營業」迄今曾獲得哪些政府單位的相關協助(10)地方政府	discrete	numeric-8.0	110	0	-
35	c3_3_11	3.3貴機構發展「產銷營業」迄今曾獲得哪些政府單位的相關協助(11)其他(請說明)	discrete	numeric-8.0	109	1	-
36	c3_4_1	3.4您認為目前政府對於貴機構之「產銷營業」帶來的「阻力」為何?(1)受到政府法規的侷限	discrete	numeric-8.0	110	0	-

#	Name	Label	Type	Format	Valid	Invalid	Question
37	c3_4_2	3.4您認為目前政府對於貴機構之「產銷營業」帶來的「阻力」為何?(2)政府公設民營標案所編列之回饋金限制嚴苛	discrete	numeric-8.0	110	0	-
38	c3_4_3	3.4您認為目前政府對於貴機構之「產銷營業」帶來的「阻力」為何?(3)政府經費補助過程繁瑣,增加機構的行政負擔	discrete	numeric-8.0	110	0	-
39	c3_4_4	3.4您認為目前政府對於貴機構之「產銷營業」帶來的「阻力」為何?(4)機構不易落實政府轉銜服務的規定	discrete	numeric-8.0	110	0	-
40	c3_4_5	3.4您認為目前政府對於貴機構之「產銷營業」帶來的「阻力」為何?(5)政府對於學員薪資水準要求的問題	discrete	numeric-8.0	110	0	-
41	c3_4_6	3.4您認為目前政府對於貴機構之「產銷營業」帶來的「阻力」為何?(6)縣市政府之間財源補助能力不一	discrete	numeric-8.0	110	0	-
42	c3_4_7	3.4您認為目前政府對於貴機構之「產銷營業」帶來的「阻力」為何?(7)政府主管單位無法有效配合本機構的要求(如營業執照發放、地目變更等)	discrete	numeric-8.0	110	0	-
43	c3_4_8	3.4您認為目前政府對於貴機構之「產銷營業」帶來的「阻力」為何?(8)其他(請說明)	discrete	numeric-8.0	110	0	-
44	c3_5_1	3.5貴機構目前「產銷營業」是否會申請下列政府的補助?(1)政府補助身心障礙者庇護性就業服務實施計畫	discrete	numeric-8.0	110	0	-
45	c3_5_2	3.5貴機構目前「產銷營業」是否會申請下列政府的補助?(2)多元就業開發方案：社會型	discrete	numeric-8.0	110	0	-
46	c3_5_3	3.5貴機構目前「產銷營業」是否會申請下列政府的補助?(3)多元就業開發方案：經濟型	discrete	numeric-8.0	110	0	-
47	c3_5_4	3.5貴機構目前「產銷營業」是否會申請下列政府的補助?(4)多元就業開發方案：培力計劃	discrete	numeric-8.0	110	0	-
48	c3_5_5	3.5貴機構目前「產銷營業」是否會申請下列政府的補助?(5)其他中央部會補助(如內政部、文化部、農委會、經濟部、環保署等相關計劃)	discrete	numeric-8.0	110	0	-
49	c3_5_6	3.5貴機構目前「產銷營業」是否會申請下列政府	discrete	numeric-8.0	110	0	-

#	Name	Label	Type	Format	Valid	Invalid	Question
		的補助?(6)政府公設民營/方案委託					
50	c3_5_7	3.5貴機構目前「產銷營業」是否會申請下列政府的補助?(7)政府對於土地、設備、房舍等特許經營權	discrete	numeric-8.0	110	0	-
51	c3_5_8	3.5貴機構目前「產銷營業」是否會申請下列政府的補助?(8)獨立運作,未向政府機關申請計畫補助	discrete	numeric-8.0	110	0	-
52	c3_5_9	3.5貴機構目前「產銷營業」是否會申請下列政府的補助?(9)其他(請說明)	discrete	numeric-8.0	110	0	-
53	c3_6	3.6整體而言,機構的產銷營業事業若依賴政府補助各項相關經費,不利於機構的自立發展?	continuous	numeric-8.0	110	0	-
54	c3_7	3.7貴機構在經營「產銷營業」過程中,是否曾經與一般企業(公司、工廠)有合作的經驗?	discrete	numeric-8.0	110	0	-
55	c3_8_1	3.8貴機構在經營「產銷營業」上,與企業之合作內涵為何?(1)與企業合作進行機構內的員工訓練	discrete	numeric-8.0	110	0	-
56	c3_8_2	3.8貴機構在經營「產銷營業」上,與企業之合作內涵為何?(2)協助企業訓練員工並就業	discrete	numeric-8.0	110	0	-
57	c3_8_3	3.8貴機構在經營「產銷營業」上,與企業之合作內涵為何?(3)與企業合作生產或使用其銷售通路(產品製作、企業代售組織產品、提供產品予組織販售)	discrete	numeric-8.0	110	0	-
58	c3_8_4	3.8貴機構在經營「產銷營業」上,與企業之合作內涵為何?(4)與企業合作進行產品之研發	discrete	numeric-8.0	110	0	-
59	c3_8_5	3.8貴機構在經營「產銷營業」上,與企業之合作內涵為何?(5)企業參與機構的決策制訂(如參與董(理)事會)	discrete	numeric-8.0	110	0	-
60	c3_8_6	3.8貴機構在經營「產銷營業」上,與企業之合作內涵為何?(6)企業提供經費贊助(如,聯名卡、定期或不定期捐款、裝修費用、銷售比例的回饋)	discrete	numeric-8.0	110	0	-
61	c3_8_7	3.8貴機構在經營「產銷營業」上,與企業之合作內涵為何?(7)企業提供經營財務管理策略	discrete	numeric-8.0	110	0	-
62	c3_8_8	3.8貴機構在經營「產銷營業」上,與企業之合作內涵為何?(8)企業提供專業人力進駐	discrete	numeric-8.0	110	0	-

#	Name	Label	Type	Format	Valid	Invalid	Question
63	c3_8_9	3.8貴機構在經營「產銷營業」上,與企業之合作內涵為何?(9)企業提供志願服務人力,協助生產與銷售	discrete	numeric-8.0	110	0	-
64	c3_8_10	3.8貴機構在經營「產銷營業」上,與企業之合作內涵為何?(10)企業提供銷貨的地點、場地等設備	discrete	numeric-8.0	110	0	-
65	c3_8_11	3.8貴機構在經營「產銷營業」上,與企業之合作內涵為何?(11)企業提供較低成本的原物料	discrete	numeric-8.0	110	0	-
66	c3_8_12	3.8貴機構在經營「產銷營業」上,與企業之合作內涵為何?(12)為企業組織代工產品(製作、包裝、加工等)	discrete	numeric-8.0	110	0	-
67	c3_8_13	3.8貴機構在經營「產銷營業」上,與企業之合作內涵為何?(13)企業購買所生產之產品或服務	discrete	numeric-8.0	110	0	-
68	c3_8_14	3.8貴機構在經營「產銷營業」上,與企業之合作內涵為何?(14)其他(請說明)	discrete	numeric-8.0	110	0	-
69	c3_9_1	3.9貴機構若有與企業合作,是因為合作的企業具有哪些特質?(1)企業形象、知名度良好	discrete	numeric-8.0	110	0	-
70	c3_9_2	3.9貴機構若有與企業合作,是因為合作的企業具有哪些特質?(2)展現高度社會責任的企業	discrete	numeric-8.0	110	0	-
71	c3_9_3	3.9貴機構若有與企業合作,是因為合作的企業具有哪些特質?(3)企業認同本機構的理念與產品	discrete	numeric-8.0	110	0	-
72	c3_9_4	3.9貴機構若有與企業合作,是因為合作的企業具有哪些特質?(4)企業具有良好的通路系統	discrete	numeric-8.0	110	0	-
73	c3_9_5	3.9貴機構若有與企業合作,是因為合作的企業具有哪些特質?(5)企業與本機構有良好互動經驗	discrete	numeric-8.0	110	0	-
74	c3_9_6	3.9貴機構若有與企業合作,是因為合作的企業具有哪些特質?(6)機構熟識企業老闆或高階主管	discrete	numeric-8.0	110	0	-
75	c3_9_7	3.9貴機構若有與企業合作,是因為合作的企業具有哪些特質?(7)企業的管理、生產技術與經驗符合機構需求,且願意分享之	discrete	numeric-8.0	110	0	-
76	c3_9_8	3.9貴機構若有與企業合作,是因為合作的企業具有哪些特質?(8)企業的產品(服務)品質良好	discrete	numeric-8.0	110	0	-
77	c3_9_9	3.9貴機構若有與企業合作,是因為合作的企業具有哪	discrete	numeric-8.0	110	0	-

#	Name	Label	Type	Format	Valid	Invalid	Question
		些特質?(9)企業為跨國性質的組織					
78	c3_9_10	3.9貴機構若有與企業合作,是因為合作的企業具有哪些特質?(10)企業具一定的資產規模	discrete	numeric-8.0	110	0	-
79	c3_9_11	3.9貴機構若有與企業合作,是因為合作的企業具有哪些特質?(11)其他(請說明)	discrete	numeric-8.0	110	0	-
80	c3_10	3.10整體而言,你認為台灣的企業組織對於社會企業的支持程度?	continuous	numeric-8.0	110	0	-

Group 第四部分：社會企業的效應

#	Name	Label	Type	Format	Valid	Invalid	Question
1	d4_1_1	4.1貴機構自經營「產銷營業」單位以來,在社會面所獲得之效益為何?(1)易於實踐組織的公益使命	discrete	numeric-8.0	110	0	-
2	d4_1_2	4.1貴機構自經營「產銷營業」單位以來,在社會面所獲得之效益為何?(2)能提供服務對象更適切的服務	discrete	numeric-8.0	110	0	-
3	d4_1_3	4.1貴機構自經營「產銷營業」單位以來,在社會面所獲得之效益為何?(3)增加服務對象日後進入競爭性職場的信心與能力	discrete	numeric-8.0	110	0	-
4	d4_1_4	4.1貴機構自經營「產銷營業」單位以來,在社會面所獲得之效益為何?(4)增加弱勢族群的就業機會	discrete	numeric-8.0	110	0	-
5	d4_1_5	4.1貴機構自經營「產銷營業」單位以來,在社會面所獲得之效益為何?(5)帶動社會價值的改變	discrete	numeric-8.0	110	0	-
6	d4_1_6	4.1貴機構自經營「產銷營業」單位以來,在社會面所獲得之效益為何?(6)增加服務對象職場實習機會	discrete	numeric-8.0	110	0	-
7	d4_1_7	4.1貴機構自經營「產銷營業」單位以來,在社會面所獲得之效益為何?(7)擴大機構的社會網絡連結	discrete	numeric-8.0	110	0	-
8	d4_1_8	4.1貴機構自經營「產銷營業」單位以來,在社會面所獲得之效益為何?(8)提供社區居民參與產品與服務生產過程的機會	discrete	numeric-8.0	110	0	-
9	d4_1_9	4.1貴機構自經營「產銷營業」單位以來,在社會面所獲得之效益為何?(9)提升社區居民的凝聚力與認同感	discrete	numeric-8.0	110	0	-
10	d4_1_10	4.1貴機構自經營「產銷營業」單位以來,在社會面所獲得之效益為何?(10)社區	discrete	numeric-8.0	110	0	-

#	Name	Label	Type	Format	Valid	Invalid	Question
		環境與周遭的生態景觀獲得實質改善					
11	d4_1_11	4.1貴機構自經營「產銷營業」單位以來,在社會面所獲得之效益為何?(11)其他(請說明)	discrete	numeric-8.0	110	0	-
12	d4_2_1	4.2貴機構自經營「產銷營業」單位以來,在經濟面所獲得之效益為何?(1)增加弱勢族群的所得收入	discrete	numeric-8.0	110	0	-
13	d4_2_2	4.2貴機構自經營「產銷營業」單位以來,在經濟面所獲得之效益為何?(2)提高機構的知名度	discrete	numeric-8.0	110	0	-
14	d4_2_3	4.2貴機構自經營「產銷營業」單位以來,在經濟面所獲得之效益為何?(3)充實機構的自給自足能力	discrete	numeric-8.0	110	0	-
15	d4_2_4	4.2貴機構自經營「產銷營業」單位以來,在經濟面所獲得之效益為何?(4)增加政府補助與委託款	discrete	numeric-8.0	110	0	-
16	d4_2_5	4.2貴機構自經營「產銷營業」單位以來,在經濟面所獲得之效益為何?(5)增加機構的大眾捐款	discrete	numeric-8.0	110	0	-
17	d4_2_6	4.2貴機構自經營「產銷營業」單位以來,在經濟面所獲得之效益為何?(6)提高機構員工的薪資福利水平	discrete	numeric-8.0	110	0	-
18	d4_2_7	4.2貴機構自經營「產銷營業」單位以來,在經濟面所獲得之效益為何?(7)促進社區的產業發展	discrete	numeric-8.0	110	0	-
19	d4_2_8	4.2貴機構自經營「產銷營業」單位以來,在經濟面所獲得之效益為何?(8)機構的營收已逐年增加	discrete	numeric-8.0	110	0	-
20	d4_2_9	4.2貴機構自經營「產銷營業」單位以來,在經濟面所獲得之效益為何?(9)其他(請說明)	discrete	numeric-8.0	110	0	-
21	d4_3_1	4.3貴機構自經營「產銷營業」單位以來,在社會面所產生之負面影響為何?(1)組織的公益宗旨遭受質疑	discrete	numeric-8.0	107	3	-
22	d4_3_2	4.3貴機構自經營「產銷營業」單位以來,在社會面所產生之負面影響為何?(2)排擠了機構對案主原有的服務	discrete	numeric-8.0	107	3	-
23	d4_3_3	4.3貴機構自經營「產銷營業」單位以來,在社會面所產生之負面影響為何?(3)減少弱勢團體的就業機會	discrete	numeric-8.0	107	3	-
24	d4_3_4	4.3貴機構自經營「產銷營業」單位以來,在社會面所	discrete	numeric-8.0	107	3	-

#	Name	Label	Type	Format	Valid	Invalid	Question
		產生之負面影響為何?(4)減少職場實習的機會					
25	d4_3_5	4.3貴機構自經營「產銷營業」單位以來,在社會面所產生之負面影響為何?(5)相類似的企業組織質疑產品或服務競爭的公平性	discrete	numeric-8.0	107	3	-
26	d4_3_6	4.3貴機構自經營「產銷營業」單位以來,在社會面所產生之負面影響為何?(6)減少社會網絡的連結	discrete	numeric-8.0	107	3	-
27	d4_3_7	4.3貴機構自經營「產銷營業」單位以來,在社會面所產生之負面影響為何?(7)難以提升社區居民的凝聚力與認同感	discrete	numeric-8.0	107	3	-
28	d4_3_8	4.3貴機構自經營「產銷營業」單位以來,在社會面所產生之負面影響為何?(8)難以提供社區居民參與產品與服務生產過程的機會	discrete	numeric-8.0	107	3	-
29	d4_3_9	4.3貴機構自經營「產銷營業」單位以來,在社會面所產生之負面影響為何?(9)難以實質改善社區的環境與周遭生態景觀	discrete	numeric-8.0	107	3	-
30	d4_3_10	4.3貴機構自經營「產銷營業」單位以來,在社會面所產生之負面影響為何?(10)不認為有任何負面效應	discrete	numeric-8.0	107	3	-
31	d4_3_11	4.3貴機構自經營「產銷營業」單位以來,在社會面所產生之負面影響為何?(11)其他(請說明)	discrete	numeric-8.0	107	3	-
32	d4_4_1	4.4貴機構自經營「產銷營業」單位以來,在經濟面所產生之負面影響為何?(1)因虧損而減少弱勢族群的所得收入	discrete	numeric-8.0	109	1	-
33	d4_4_2	4.4貴機構自經營「產銷營業」單位以來,在經濟面所產生之負面影響為何?(2)大眾捐款意願降低以致捐款減少	discrete	numeric-8.0	109	1	-
34	d4_4_3	4.4貴機構自經營「產銷營業」單位以來,在經濟面所產生之負面影響為何?(3)產銷營業單位的虧損使得機構的財務赤字逐年增加	discrete	numeric-8.0	109	1	-
35	d4_4_4	4.4貴機構自經營「產銷營業」單位以來,在經濟面所產生之負面影響為何?(4)政府補助或委託款減少或難以申請	discrete	numeric-8.0	109	1	-
36	d4_4_5	4.4貴機構自經營「產銷營業」單位以來,在經濟面所產生之負面影響為何?(5)難以提高機構員工的薪資福利水平	discrete	numeric-8.0	109	1	-

#	Name	Label	Type	Format	Valid	Invalid	Question
37	d4_4_6	4.4貴機構自經營「產銷營業」單位以來,在經濟面所產生之負面影響為何?(6)難以促進社區產業的發展	discrete	numeric-8.0	109	1	-
38	d4_4_7	4.4貴機構自經營「產銷營業」單位以來,在經濟面所產生之負面影響為何?(7)不認為有任何負面效應	discrete	numeric-8.0	109	1	-
39	d4_4_8	4.4貴機構自經營「產銷營業」單位以來,在經濟面所產生之負面影響為何?(8)其他(請說明)	discrete	numeric-8.0	109	1	-

Variables Description

Dataset contains 305 variable(s)

File : data				
# No: 問卷編號				
Information		[Type= discrete] [Format=character] [Missing=*]		
Statistics [NW/ W]		[Valid=110 /-] [Invalid=0 /-]		
Value	Label	Cases	Percentage	
1		1		0.9%
10		1		0.9%
100		1		0.9%
101		1		0.9%
102		1		0.9%
103		1		0.9%
104		1		0.9%
105		1		0.9%
106		1		0.9%
107		1		0.9%
108		1		0.9%
109		1		0.9%
11		1		0.9%
110		1		0.9%
12		1		0.9%
13		1		0.9%
14		1		0.9%
15		1		0.9%
16		1		0.9%
17		1		0.9%
18		1		0.9%
19		1		0.9%
2		1		0.9%
20		1		0.9%
21		1		0.9%
22		1		0.9%
23		1		0.9%
24		1		0.9%
25		1		0.9%
26		1		0.9%
27		1		0.9%
28		1		0.9%
29		1		0.9%
3		1		0.9%
30		1		0.9%
31		1		0.9%
32		1		0.9%
33		1		0.9%
34		1		0.9%
35		1		0.9%
36		1		0.9%

File : data

No: 問卷編號

Value	Label	Cases	Percentage
37		1	0.9%
38		1	0.9%
39		1	0.9%
4		1	0.9%
40		1	0.9%
41		1	0.9%
42		1	0.9%
43		1	0.9%
44		1	0.9%
45		1	0.9%
46		1	0.9%
47		1	0.9%
48		1	0.9%
49		1	0.9%
5		1	0.9%
50		1	0.9%
51		1	0.9%
52		1	0.9%
53		1	0.9%
54		1	0.9%
55		1	0.9%
56		1	0.9%
57		1	0.9%
58		1	0.9%
59		1	0.9%
6		1	0.9%
60		1	0.9%
61		1	0.9%
62		1	0.9%
63		1	0.9%
64		1	0.9%
65		1	0.9%
66		1	0.9%
67		1	0.9%
68		1	0.9%
69		1	0.9%
7		1	0.9%
70		1	0.9%
71		1	0.9%
72		1	0.9%
73		1	0.9%
74		1	0.9%
75		1	0.9%

File : data

No: 問卷編號

Value	Label	Cases	Percentage
76		1	0.9%
77		1	0.9%
78		1	0.9%
79		1	0.9%
8		1	0.9%
80		1	0.9%
81		1	0.9%
82		1	0.9%
83		1	0.9%
84		1	0.9%
85		1	0.9%
86		1	0.9%
87		1	0.9%
88		1	0.9%
89		1	0.9%
9		1	0.9%
90		1	0.9%
91		1	0.9%
92		1	0.9%
93		1	0.9%
94		1	0.9%
95		1	0.9%
96		1	0.9%
97		1	0.9%
98		1	0.9%
99		1	0.9%

Warning: these figures indicate the number of cases found in the data file. They cannot be interpreted as summary statistics of the population of interest.

class: 社會企業機構類別

Information	[Type= discrete] [Format=numeric] [Range= 1-4] [Missing=*/9]
Statistics [NW/ W]	[Valid=110 /-] [Invalid=0 /-]

Value	Label	Cases	Percentage
1	多元就業	52	47.3%
2	庇護工場	35	31.8%
3	合作社	4	3.6%
4	其他類別	19	17.3%

Warning: these figures indicate the number of cases found in the data file. They cannot be interpreted as summary statistics of the population of interest.

class2: 社會企業機構?型

Information	[Type= discrete] [Format=numeric] [Range= 1-4] [Missing=*/9]
Statistics [NW/ W]	[Valid=110 /-] [Invalid=0 /-]

Value	Label	Cases	Percentage
1	社區	22	20.0%
2	工作整合	72	65.5%

File : data

class2: 社會企業機構?型

Value	Label	Cases	Percentage
3	合作社	6	<div><div></div></div> 5.5%
4	其他	10	<div><div></div></div> 9.1%

Warning: these figures indicate the number of cases found in the data file. They cannot be interpreted as summary statistics of the population of interest.

number: 樣本序號

Information	[Type= discrete] [Format=character] [Missing=*]
Statistics [NW/ W]	[Valid=110 /-] [Invalid=0 /-]

Value	Label	Cases	Percentage
A007		1	<div><div></div></div> 0.9%
A008		1	<div><div></div></div> 0.9%
A014		1	<div><div></div></div> 0.9%
A020		1	<div><div></div></div> 0.9%
A022		1	<div><div></div></div> 0.9%
A023		1	<div><div></div></div> 0.9%
A027		1	<div><div></div></div> 0.9%
A037		1	<div><div></div></div> 0.9%
A039		1	<div><div></div></div> 0.9%
A051		1	<div><div></div></div> 0.9%
A055		1	<div><div></div></div> 0.9%
A068		1	<div><div></div></div> 0.9%
A073		1	<div><div></div></div> 0.9%
A076		1	<div><div></div></div> 0.9%
A079		1	<div><div></div></div> 0.9%
A080		1	<div><div></div></div> 0.9%
A083		1	<div><div></div></div> 0.9%
A086		1	<div><div></div></div> 0.9%
A088		1	<div><div></div></div> 0.9%
A094		1	<div><div></div></div> 0.9%
A103		1	<div><div></div></div> 0.9%
A108		1	<div><div></div></div> 0.9%
A113		1	<div><div></div></div> 0.9%
A118		1	<div><div></div></div> 0.9%
A120		1	<div><div></div></div> 0.9%
A122		1	<div><div></div></div> 0.9%
A123		1	<div><div></div></div> 0.9%
A131		1	<div><div></div></div> 0.9%
A132		1	<div><div></div></div> 0.9%
A133		1	<div><div></div></div> 0.9%
A135		1	<div><div></div></div> 0.9%
A137		1	<div><div></div></div> 0.9%
A141		1	<div><div></div></div> 0.9%
A142		1	<div><div></div></div> 0.9%
A145		1	<div><div></div></div> 0.9%
A147		1	<div><div></div></div> 0.9%

File : data

number: 樣本序號

Value	Label	Cases	Percentage
A152		1	0.9%
A162		1	0.9%
A164		1	0.9%
A165		1	0.9%
A169		1	0.9%
A171		1	0.9%
A178		1	0.9%
A188		1	0.9%
A196		1	0.9%
A198		1	0.9%
A201		1	0.9%
A203		1	0.9%
A206		1	0.9%
A210		1	0.9%
A214		1	0.9%
A215		1	0.9%
B001		1	0.9%
B002		1	0.9%
B004		1	0.9%
B005		1	0.9%
B006		1	0.9%
B007		1	0.9%
B010		1	0.9%
B013		1	0.9%
B014		1	0.9%
B015		1	0.9%
B017		1	0.9%
B019		1	0.9%
B026		1	0.9%
B029		1	0.9%
B033		1	0.9%
B034		1	0.9%
B036		1	0.9%
B037		1	0.9%
B039		1	0.9%
B040		1	0.9%
B041		1	0.9%
B043		1	0.9%
B045		1	0.9%
B046		1	0.9%
B049		1	0.9%
B051		1	0.9%
B052		1	0.9%

File : data

number: 樣本序號

Value	Label	Cases	Percentage
B054		1	0.9%
B055		1	0.9%
B057		1	0.9%
B058		1	0.9%
B060		1	0.9%
B066		1	0.9%
B067		1	0.9%
B068		1	0.9%
C001		1	0.9%
C005		1	0.9%
C011		1	0.9%
C030		1	0.9%
D003		1	0.9%
D013		1	0.9%
D018		1	0.9%
D019		1	0.9%
D023		1	0.9%
D024		1	0.9%
D026		1	0.9%
D027		1	0.9%
D033		1	0.9%
D046		1	0.9%
D048		1	0.9%
D055		1	0.9%
D059		1	0.9%
D066		1	0.9%
D079		1	0.9%
D091		1	0.9%
D100		1	0.9%
D101		1	0.9%
D102		1	0.9%

Warning: these figures indicate the number of cases found in the data file. They cannot be interpreted as summary statistics of the population of interest.

a1_1: 1.1 貴機構的法人屬性

Information	[Type= discrete] [Format=numeric] [Range= 1-8] [Missing=*/9]		
Statistics [NW/ W]	[Valid=110 /-] [Invalid=0 /-]		
Value	Label	Cases	Percentage
1	社團法人(一般公益社團)	45	40.9%
2	社團法人(社區發展協會)	20	18.2%
3	財團法人(一般公益財團法人組織)	31	28.2%
4	財團法人(其他特定財團法人組織, 如公設性質、醫療院所、學校)	4	3.6%
5	公司法人	4	3.6%
6	合作社	6	5.5%

File : data

a1_1: 1.1 貴機構的法人屬性

Value	Label	Cases	Percentage
7	教會、寺廟、道觀	0	
8	其他(請說明)	0	

Warning: these figures indicate the number of cases found in the data file. They cannot be interpreted as summary statistics of the population of interest.

a1_2: 1.2 貴機構的成立時間

Information	[Type= discrete] [Format=numeric] [Range= 1932-2011] [Missing=*/9999]
Statistics [NW/ W]	[Valid=107 /-] [Invalid=3 /-]

Value	Label	Cases	Percentage
1932		1	<div></div> 0.9%
1950		1	<div></div> 0.9%
1953		1	<div></div> 0.9%
1958		1	<div></div> 0.9%
1963		1	<div></div> 0.9%
1965		1	<div></div> 0.9%
1966		2	<div></div> 1.9%
1970		1	<div></div> 0.9%
1973		1	<div></div> 0.9%
1975		1	<div></div> 0.9%
1979		1	<div></div> 0.9%
1981		1	<div></div> 0.9%
1982		3	<div></div> 2.8%
1983		1	<div></div> 0.9%
1984		1	<div></div> 0.9%
1985		1	<div></div> 0.9%
1987		3	<div></div> 2.8%
1988		1	<div></div> 0.9%
1989		3	<div></div> 2.8%
1990		1	<div></div> 0.9%
1991		2	<div></div> 1.9%
1992		2	<div></div> 1.9%
1993		8	<div></div> 7.5%
1994		5	<div></div> 4.7%
1995		7	<div></div> 6.5%
1996		2	<div></div> 1.9%
1997		2	<div></div> 1.9%
1998		2	<div></div> 1.9%
1999		4	<div></div> 3.7%
2000		3	<div></div> 2.8%
2001		1	<div></div> 0.9%
2002		5	<div></div> 4.7%
2003		6	<div></div> 5.6%
2004		1	<div></div> 0.9%
2005		6	<div></div> 5.6%
2006		7	<div></div> 6.5%

File : data			
# a1_2: 1.2貴機構的成立時間			
Value	Label	Cases	Percentage
2007		2	<div><div></div></div> 1.9%
2008		4	<div><div></div></div> 3.7%
2009		3	<div><div></div></div> 2.8%
2010		5	<div><div></div></div> 4.7%
2011		3	<div><div></div></div> 2.8%
9999		3	
<i>Warning: these figures indicate the number of cases found in the data file. They cannot be interpreted as summary statistics of the population of interest.</i>			
# a1_3_1: 1.3貴機構的組織宗旨為何福利服務			
Information	[Type= discrete] [Format=numeric] [Range= 0-1] [Missing=*/9]		
Statistics [NW/ W]	[Valid=110 /-] [Invalid=0 /-]		
Value	Label	Cases	Percentage
0	沒勾選	23	<div><div></div></div> 20.9%
1	有勾選	87	<div><div></div></div> 79.1%
<i>Warning: these figures indicate the number of cases found in the data file. They cannot be interpreted as summary statistics of the population of interest.</i>			
# a1_3_2: 1.3貴機構的組織宗旨為何慈善救助			
Information	[Type= discrete] [Format=numeric] [Range= 0-1] [Missing=*/9]		
Statistics [NW/ W]	[Valid=110 /-] [Invalid=0 /-]		
Value	Label	Cases	Percentage
0	沒勾選	90	<div><div></div></div> 81.8%
1	有勾選	20	<div><div></div></div> 18.2%
<i>Warning: these figures indicate the number of cases found in the data file. They cannot be interpreted as summary statistics of the population of interest.</i>			
# a1_3_3: 1.3貴機構的組織宗旨為何社區營造			
Information	[Type= discrete] [Format=numeric] [Range= 0-1] [Missing=*/9]		
Statistics [NW/ W]	[Valid=110 /-] [Invalid=0 /-]		
Value	Label	Cases	Percentage
0	沒勾選	71	<div><div></div></div> 64.5%
1	有勾選	39	<div><div></div></div> 35.5%
<i>Warning: these figures indicate the number of cases found in the data file. They cannot be interpreted as summary statistics of the population of interest.</i>			
# a1_3_4: 1.3貴機構的組織宗旨為何生態保育			
Information	[Type= discrete] [Format=numeric] [Range= 0-1] [Missing=*/9]		
Statistics [NW/ W]	[Valid=110 /-] [Invalid=0 /-]		
Value	Label	Cases	Percentage
0	沒勾選	89	<div><div></div></div> 80.9%
1	有勾選	21	<div><div></div></div> 19.1%
<i>Warning: these figures indicate the number of cases found in the data file. They cannot be interpreted as summary statistics of the population of interest.</i>			
# a1_3_5: 1.3貴機構的組織宗旨為何文化藝術			
Information	[Type= discrete] [Format=numeric] [Range= 0-1] [Missing=*/9]		
Statistics [NW/ W]	[Valid=110 /-] [Invalid=0 /-]		
Value	Label	Cases	Percentage
0	沒勾選	80	<div><div></div></div> 72.7%

File : data			
# a1_3_5: 1.3貴機構的組織宗旨為何文化藝術			
Value	Label	Cases	Percentage
1	有勾選	30	<div><div></div></div> 27.3%
<i>Warning: these figures indicate the number of cases found in the data file. They cannot be interpreted as summary statistics of the population of interest.</i>			
# a1_3_6: 1.3貴機構的組織宗旨為何醫療保健			
Information	[Type= discrete] [Format=numeric] [Range= 0-1] [Missing=*/9]		
Statistics [NW/ W]	[Valid=110 /-] [Invalid=0 /-]		
Value	Label	Cases	Percentage
0	沒勾選	101	<div><div></div></div> 91.8%
1	有勾選	9	<div><div></div></div> 8.2%
<i>Warning: these figures indicate the number of cases found in the data file. They cannot be interpreted as summary statistics of the population of interest.</i>			
# a1_3_7: 1.3貴機構的組織宗旨為何教育			
Information	[Type= discrete] [Format=numeric] [Range= 0-1] [Missing=*/9]		
Statistics [NW/ W]	[Valid=110 /-] [Invalid=0 /-]		
Value	Label	Cases	Percentage
0	沒勾選	91	<div><div></div></div> 82.7%
1	有勾選	19	<div><div></div></div> 17.3%
<i>Warning: these figures indicate the number of cases found in the data file. They cannot be interpreted as summary statistics of the population of interest.</i>			
# a1_3_8: 1.3貴機構的組織宗旨為何宗教服務			
Information	[Type= discrete] [Format=numeric] [Range= 0-1] [Missing=*/9]		
Statistics [NW/ W]	[Valid=110 /-] [Invalid=0 /-]		
Value	Label	Cases	Percentage
0	沒勾選	104	<div><div></div></div> 94.5%
1	有勾選	6	<div><div></div></div> 5.5%
<i>Warning: these figures indicate the number of cases found in the data file. They cannot be interpreted as summary statistics of the population of interest.</i>			
# a1_3_9: 1.3貴機構的組織宗旨為何運動休閒			
Information	[Type= discrete] [Format=numeric] [Range= 0-1] [Missing=*/9]		
Statistics [NW/ W]	[Valid=110 /-] [Invalid=0 /-]		
Value	Label	Cases	Percentage
0	沒勾選	98	<div><div></div></div> 89.1%
1	有勾選	12	<div><div></div></div> 10.9%
<i>Warning: these figures indicate the number of cases found in the data file. They cannot be interpreted as summary statistics of the population of interest.</i>			
# a1_3_10: 1.3貴機構的組織宗旨為何合作事業			
Information	[Type= discrete] [Format=numeric] [Range= 0-1] [Missing=*/9]		
Statistics [NW/ W]	[Valid=110 /-] [Invalid=0 /-]		
Value	Label	Cases	Percentage
0	沒勾選	94	<div><div></div></div> 85.5%
1	有勾選	16	<div><div></div></div> 14.5%
<i>Warning: these figures indicate the number of cases found in the data file. They cannot be interpreted as summary statistics of the population of interest.</i>			
# a1_3_11: 1.3貴機構的組織宗旨為何學術研究			
Information	[Type= discrete] [Format=numeric] [Range= 0-1] [Missing=*/9]		

File : data			
# a1_3_11: 1.3貴機構的組織宗旨為何學術研究			
Statistics [NW/ W]		[Valid=110 /-] [Invalid=0 /-]	
Value	Label	Cases	Percentage
0	沒勾選	107	<div><div></div></div> 97.3%
1	有勾選	3	<div><div></div></div> 2.7%
Warning: these figures indicate the number of cases found in the data file. They cannot be interpreted as summary statistics of the population of interest.			
# a1_3_12: 1.3貴機構的組織宗旨為何科技研發			
Information		[Type= discrete] [Format=numeric] [Range= 0-1] [Missing=*/9]	
Statistics [NW/ W]		[Valid=110 /-] [Invalid=0 /-]	
Value	Label	Cases	Percentage
0	沒勾選	107	<div><div></div></div> 97.3%
1	有勾選	3	<div><div></div></div> 2.7%
Warning: these figures indicate the number of cases found in the data file. They cannot be interpreted as summary statistics of the population of interest.			
# a1_3_13: 1.3貴機構的組織宗旨為何國際救援			
Information		[Type= discrete] [Format=numeric] [Range= 0-1] [Missing=*/9]	
Statistics [NW/ W]		[Valid=110 /-] [Invalid=0 /-]	
Value	Label	Cases	Percentage
0	沒勾選	107	<div><div></div></div> 97.3%
1	有勾選	3	<div><div></div></div> 2.7%
Warning: these figures indicate the number of cases found in the data file. They cannot be interpreted as summary statistics of the population of interest.			
# a1_3_14: 1.3貴機構的組織宗旨為何兩岸交流			
Information		[Type= discrete] [Format=numeric] [Range= 0-1] [Missing=*/9]	
Statistics [NW/ W]		[Valid=110 /-] [Invalid=0 /-]	
Value	Label	Cases	Percentage
0	沒勾選	109	<div><div></div></div> 99.1%
1	有勾選	1	<div><div></div></div> 0.9%
Warning: these figures indicate the number of cases found in the data file. They cannot be interpreted as summary statistics of the population of interest.			
# a1_3_15: 1.3貴機構的組織宗旨為何國際交流			
Information		[Type= discrete] [Format=numeric] [Range= 0-1] [Missing=*/9]	
Statistics [NW/ W]		[Valid=110 /-] [Invalid=0 /-]	
Value	Label	Cases	Percentage
0	沒勾選	106	<div><div></div></div> 96.4%
1	有勾選	4	<div><div></div></div> 3.6%
Warning: these figures indicate the number of cases found in the data file. They cannot be interpreted as summary statistics of the population of interest.			
# a1_3_16: 1.3貴機構的組織宗旨為何其他(請說明)			
Information		[Type= discrete] [Format=numeric] [Range= 0-1] [Missing=*/9]	
Statistics [NW/ W]		[Valid=110 /-] [Invalid=0 /-]	
Value	Label	Cases	Percentage
0	沒勾選	109	<div><div></div></div> 99.1%
1	有勾選	1	<div><div></div></div> 0.9%
Warning: these figures indicate the number of cases found in the data file. They cannot be interpreted as summary statistics of the population of interest.			

File : data			
# a1_4_1: 1.4貴機構主要服務對象: 身心障礙者			
Information	[Type= discrete] [Format=numeric] [Range= 0-1] [Missing=*/9]		
Statistics [NW/ W]	[Valid=110 /-] [Invalid=0 /-]		
Value	Label	Cases	Percentage
0	沒勾選	44	40.0%
1	有勾選	66	60.0%
Warning: these figures indicate the number of cases found in the data file. They cannot be interpreted as summary statistics of the population of interest.			
# a1_4_2: 1.4貴機構主要服務對象: 社區居民			
Information	[Type= discrete] [Format=numeric] [Range= 0-1] [Missing=*/9]		
Statistics [NW/ W]	[Valid=110 /-] [Invalid=0 /-]		
Value	Label	Cases	Percentage
0	沒勾選	66	60.0%
1	有勾選	44	40.0%
Warning: these figures indicate the number of cases found in the data file. They cannot be interpreted as summary statistics of the population of interest.			
# a1_4_3: 1.4貴機構主要服務對象: 原住民			
Information	[Type= discrete] [Format=numeric] [Range= 0-1] [Missing=*/9]		
Statistics [NW/ W]	[Valid=110 /-] [Invalid=0 /-]		
Value	Label	Cases	Percentage
0	沒勾選	95	86.4%
1	有勾選	15	13.6%
Warning: these figures indicate the number of cases found in the data file. They cannot be interpreted as summary statistics of the population of interest.			
# a1_4_4: 1.4貴機構主要服務對象: 婦女			
Information	[Type= discrete] [Format=numeric] [Range= 0-1] [Missing=*/9]		
Statistics [NW/ W]	[Valid=110 /-] [Invalid=0 /-]		
Value	Label	Cases	Percentage
0	沒勾選	85	77.3%
1	有勾選	25	22.7%
Warning: these figures indicate the number of cases found in the data file. They cannot be interpreted as summary statistics of the population of interest.			
# a1_4_5: 1.4貴機構主要服務對象: 失業者			
Information	[Type= discrete] [Format=numeric] [Range= 0-1] [Missing=*/9]		
Statistics [NW/ W]	[Valid=110 /-] [Invalid=0 /-]		
Value	Label	Cases	Percentage
0	沒勾選	91	82.7%
1	有勾選	19	17.3%
Warning: these figures indicate the number of cases found in the data file. They cannot be interpreted as summary statistics of the population of interest.			
# a1_4_6: 1.4貴機構主要服務對象: 老人			
Information	[Type= discrete] [Format=numeric] [Range= 0-1] [Missing=*/9]		
Statistics [NW/ W]	[Valid=110 /-] [Invalid=0 /-]		
Value	Label	Cases	Percentage
0	沒勾選	81	73.6%
1	有勾選	29	26.4%
Warning: these figures indicate the number of cases found in the data file. They cannot be interpreted as summary statistics of the population of interest.			

File : data			
# a1_4_7: 1.4貴機構主要服務對象: 中及低收入者			
Information	[Type= discrete] [Format=numeric] [Range= 0-1] [Missing=*/9]		
Statistics [NW/ W]	[Valid=110 /-] [Invalid=0 /-]		
Value	Label	Cases	Percentage
0	沒勾選	80	<div><div></div></div> 72.7%
1	有勾選	30	<div><div></div></div> 27.3%
Warning: these figures indicate the number of cases found in the data file. They cannot be interpreted as summary statistics of the population of interest.			
# a1_4_8: 1.4貴機構主要服務對象: 兒童及青少年			
Information	[Type= discrete] [Format=numeric] [Range= 0-1] [Missing=*/9]		
Statistics [NW/ W]	[Valid=110 /-] [Invalid=0 /-]		
Value	Label	Cases	Percentage
0	沒勾選	84	<div><div></div></div> 76.4%
1	有勾選	26	<div><div></div></div> 23.6%
Warning: these figures indicate the number of cases found in the data file. They cannot be interpreted as summary statistics of the population of interest.			
# a1_4_9: 1.4貴機構主要服務對象: 藥物成癮			
Information	[Type= discrete] [Format=numeric] [Range= 0-1] [Missing=*/9]		
Statistics [NW/ W]	[Valid=110 /-] [Invalid=0 /-]		
Value	Label	Cases	Percentage
0	沒勾選	109	<div><div></div></div> 99.1%
1	有勾選	1	<div><div></div></div> 0.9%
Warning: these figures indicate the number of cases found in the data file. They cannot be interpreted as summary statistics of the population of interest.			
# a1_4_10: 1.4貴機構主要服務對象: 更生人			
Information	[Type= discrete] [Format=numeric] [Range= 0-1] [Missing=*/9]		
Statistics [NW/ W]	[Valid=110 /-] [Invalid=0 /-]		
Value	Label	Cases	Percentage
0	沒勾選	106	<div><div></div></div> 96.4%
1	有勾選	4	<div><div></div></div> 3.6%
Warning: these figures indicate the number of cases found in the data file. They cannot be interpreted as summary statistics of the population of interest.			
# a1_4_11: 1.4貴機構主要服務對象: 新移民配偶			
Information	[Type= discrete] [Format=numeric] [Range= 0-1] [Missing=*/9]		
Statistics [NW/ W]	[Valid=110 /-] [Invalid=0 /-]		
Value	Label	Cases	Percentage
0	沒勾選	94	<div><div></div></div> 85.5%
1	有勾選	16	<div><div></div></div> 14.5%
Warning: these figures indicate the number of cases found in the data file. They cannot be interpreted as summary statistics of the population of interest.			
# a1_4_12: 1.4貴機構主要服務對象: 外籍勞工			
Information	[Type= discrete] [Format=numeric] [Range= 0-1] [Missing=*/9]		
Statistics [NW/ W]	[Valid=110 /-] [Invalid=0 /-]		
Value	Label	Cases	Percentage
0	沒勾選	107	<div><div></div></div> 97.3%
1	有勾選	3	<div><div></div></div> 2.7%
Warning: these figures indicate the number of cases found in the data file. They cannot be interpreted as summary statistics of the population of interest.			

File : data			
# a1_4_13: 1.4貴機構主要服務對象:單親家庭			
Information	[Type= discrete] [Format=numeric] [Range= 0-1] [Missing=*/9]		
Statistics [NW/ W]	[Valid=110 /-] [Invalid=0 /-]		
Value	Label	Cases	Percentage
0	沒勾選	88	<div><div></div></div> 80.0%
1	有勾選	22	<div><div></div></div> 20.0%
Warning: these figures indicate the number of cases found in the data file. They cannot be interpreted as summary statistics of the population of interest.			
# a1_4_14: 1.4貴機構主要服務對象:街友			
Information	[Type= discrete] [Format=numeric] [Range= 0-1] [Missing=*/9]		
Statistics [NW/ W]	[Valid=110 /-] [Invalid=0 /-]		
Value	Label	Cases	Percentage
0	沒勾選	108	<div><div></div></div> 98.2%
1	有勾選	2	<div><div></div></div> 1.8%
Warning: these figures indicate the number of cases found in the data file. They cannot be interpreted as summary statistics of the population of interest.			
# a1_4_15: 1.4貴機構主要服務對象:公益組織			
Information	[Type= discrete] [Format=numeric] [Range= 0-1] [Missing=*/9]		
Statistics [NW/ W]	[Valid=110 /-] [Invalid=0 /-]		
Value	Label	Cases	Percentage
0	沒勾選	100	<div><div></div></div> 90.9%
1	有勾選	10	<div><div></div></div> 9.1%
Warning: these figures indicate the number of cases found in the data file. They cannot be interpreted as summary statistics of the population of interest.			
# a1_4_16: 1.4貴機構主要服務對象:長期病患者			
Information	[Type= discrete] [Format=numeric] [Range= 0-1] [Missing=*/9]		
Statistics [NW/ W]	[Valid=110 /-] [Invalid=0 /-]		
Value	Label	Cases	Percentage
0	沒勾選	104	<div><div></div></div> 94.5%
1	有勾選	6	<div><div></div></div> 5.5%
Warning: these figures indicate the number of cases found in the data file. They cannot be interpreted as summary statistics of the population of interest.			
# a1_4_17: 1.4貴機構主要服務對象:其他(請說明)			
Information	[Type= discrete] [Format=numeric] [Range= 0-1] [Missing=*/9]		
Statistics [NW/ W]	[Valid=110 /-] [Invalid=0 /-]		
Value	Label	Cases	Percentage
0	沒勾選	104	<div><div></div></div> 94.5%
1	有勾選	6	<div><div></div></div> 5.5%
Warning: these figures indicate the number of cases found in the data file. They cannot be interpreted as summary statistics of the population of interest.			
# a1_4_1_1: 1.4.1承上題,若您有勾選「身心障礙者」,請勾選服務的障別:視覺障礙			
Information	[Type= discrete] [Format=numeric] [Range= 0-8] [Missing=*/9]		
Statistics [NW/ W]	[Valid=109 /-] [Invalid=1 /-]		
Value	Label	Cases	Percentage
0	沒勾選	49	<div><div></div></div> 45.0%
1	有勾選	16	<div><div></div></div> 14.7%

File : data

a1_4_1_1: 1.4.1 承上題, 若您有勾選「身心障礙者」, 請勾選服務的障別: 視覺障礙

Value	Label	Cases	Percentage
8	跳答	44	40.4%
9		1	

Warning: these figures indicate the number of cases found in the data file. They cannot be interpreted as summary statistics of the population of interest.

a1_4_1_2: 1.4.1 承上題, 若您有勾選「身心障礙者」, 請勾選服務的障別: 聽覺障礙

Information	[Type= discrete] [Format=numeric] [Range= 0-8] [Missing=*/9]
Statistics [NW/ W]	[Valid=109 /-] [Invalid=1 /-]

Value	Label	Cases	Percentage
0	沒勾選	46	42.2%
1	有勾選	19	17.4%
8	跳答	44	40.4%
9		1	

Warning: these figures indicate the number of cases found in the data file. They cannot be interpreted as summary statistics of the population of interest.

a1_4_1_3: 1.4.1 承上題, 若您有勾選「身心障礙者」, 請勾選服務的障別: 智能障礙

Information	[Type= discrete] [Format=numeric] [Range= 0-8] [Missing=*/9]
Statistics [NW/ W]	[Valid=109 /-] [Invalid=1 /-]

Value	Label	Cases	Percentage
0	沒勾選	21	19.3%
1	有勾選	44	40.4%
8	跳答	44	40.4%
9		1	

Warning: these figures indicate the number of cases found in the data file. They cannot be interpreted as summary statistics of the population of interest.

a1_4_1_4: 1.4.1 承上題, 若您有勾選「身心障礙者」, 請勾選服務的障別: 肢體障礙

Information	[Type= discrete] [Format=numeric] [Range= 0-8] [Missing=*/9]
Statistics [NW/ W]	[Valid=109 /-] [Invalid=1 /-]

Value	Label	Cases	Percentage
0	沒勾選	30	27.5%
1	有勾選	35	32.1%
8	跳答	44	40.4%
9		1	

Warning: these figures indicate the number of cases found in the data file. They cannot be interpreted as summary statistics of the population of interest.

a1_4_1_5: 1.4.1 承上題, 若您有勾選「身心障礙者」, 請勾選服務的障別: 多重障礙

Information	[Type= discrete] [Format=numeric] [Range= 0-8] [Missing=*/9]
Statistics [NW/ W]	[Valid=109 /-] [Invalid=1 /-]

Value	Label	Cases	Percentage
0	沒勾選	30	27.5%
1	有勾選	35	32.1%
8	跳答	44	40.4%
9		1	

Warning: these figures indicate the number of cases found in the data file. They cannot be interpreted as summary statistics of the population of interest.

File : data

a1_4_1_6: 1.4.1 承上題, 若您有勾選「身心障礙者」, 請勾選服務的障別: 顏面損傷

Information [Type= discrete] [Format=numeric] [Range= 0-8] [Missing=*/9]

Statistics [NW/ W] [Valid=109 /-] [Invalid=1 /-]

Value	Label	Cases	Percentage
0	沒勾選	57	52.3%
1	有勾選	8	7.3%
8	跳答	44	40.4%
9		1	

Warning: these figures indicate the number of cases found in the data file. They cannot be interpreted as summary statistics of the population of interest.

a1_4_1_7: 1.4.1 承上題, 若您有勾選「身心障礙者」, 請勾選服務的障別: 自閉症

Information [Type= discrete] [Format=numeric] [Range= 0-8] [Missing=*/9]

Statistics [NW/ W] [Valid=109 /-] [Invalid=1 /-]

Value	Label	Cases	Percentage
0	沒勾選	35	32.1%
1	有勾選	30	27.5%
8	跳答	44	40.4%
9		1	

Warning: these figures indicate the number of cases found in the data file. They cannot be interpreted as summary statistics of the population of interest.

a1_4_1_8: 1.4.1 承上題, 若您有勾選「身心障礙者」, 請勾選服務的障別: 失能症

Information [Type= discrete] [Format=numeric] [Range= 0-8] [Missing=*/9]

Statistics [NW/ W] [Valid=109 /-] [Invalid=1 /-]

Value	Label	Cases	Percentage
0	沒勾選	59	54.1%
1	有勾選	6	5.5%
8	跳答	44	40.4%
9		1	

Warning: these figures indicate the number of cases found in the data file. They cannot be interpreted as summary statistics of the population of interest.

a1_4_1_9: 1.4.1 承上題, 若您有勾選「身心障礙者」, 請勾選服務的障別: 聲音或語言障礙

Information [Type= discrete] [Format=numeric] [Range= 0-8] [Missing=*/9]

Statistics [NW/ W] [Valid=109 /-] [Invalid=1 /-]

Value	Label	Cases	Percentage
0	沒勾選	50	45.9%
1	有勾選	15	13.8%
8	跳答	44	40.4%
9		1	

Warning: these figures indicate the number of cases found in the data file. They cannot be interpreted as summary statistics of the population of interest.

a1_4_1_10: 1.4.1 承上題, 若您有勾選「身心障礙者」, 請勾選服務的障別: 慢性精神疾病


Information [Type= discrete] [Format=numeric] [Range= 0-8] [Missing=*/9]

Statistics [NW/ W] [Valid=109 /-] [Invalid=1 /-]

Value	Label	Cases	Percentage
0	沒勾選	41	37.6%
1	有勾選	24	22.0%

File : data




a1_4_1_10: 1.4.1 承上題, 若您有勾選「身心障礙者」, 請勾選服務的障別: 慢性精神疾病

Value	Label	Cases	Percentage
8	跳答	44	 40.4%
9		1	

Warning: these figures indicate the number of cases found in the data file. They cannot be interpreted as summary statistics of the population of interest.

a1_4_1_11: 1.4.1 承上題, 若您有勾選「身心障礙者」, 請勾選服務的障別: 平衡機能障礙

Information	[Type= discrete] [Format=numeric] [Range= 0-8] [Missing=*/9]
Statistics [NW/ W]	[Valid=109 /-] [Invalid=1 /-]

Value	Label	Cases	Percentage
0	沒勾選	60	 55.0%
1	有勾選	5	 4.6%
8	跳答	44	 40.4%
9		1	

Warning: these figures indicate the number of cases found in the data file. They cannot be interpreted as summary statistics of the population of interest.

# a1_4_1_12: 1.4.1 承上題, 若您有勾選「身心障礙者」, 請勾選服務的障別: 重要器官失去功能			
Information	[Type= discrete] [Format=numeric] [Range= 0-8] [Missing=*/9]		
Statistics [NW/ W]	[Valid=109 /-] [Invalid=1 /-]		
Value	Label	Cases	Percentage
0	沒勾選	60	<div><div></div></div> 55.0%
1	有勾選	5	<div><div></div></div> 4.6%
8	跳答	44	<div><div></div></div> 40.4%
9		1	
Warning: these figures indicate the number of cases found in the data file. They cannot be interpreted as summary statistics of the population of interest.			
# a1_4_1_13: 1.4.1 承上題, 若您有勾選「身心障礙者」, 請勾選服務的障別: 植物人			
Information	[Type= discrete] [Format=numeric] [Range= 0-8] [Missing=*/9]		
Statistics [NW/ W]	[Valid=109 /-] [Invalid=1 /-]		
Value	Label	Cases	Percentage
0	沒勾選	62	<div><div></div></div> 56.9%
1	有勾選	3	<div><div></div></div> 2.8%
8	跳答	44	<div><div></div></div> 40.4%
9		1	
Warning: these figures indicate the number of cases found in the data file. They cannot be interpreted as summary statistics of the population of interest.			
# a1_4_1_14: 1.4.1 承上題, 若您有勾選「身心障礙者」, 請勾選服務的障別: 罕見疾病			
Information	[Type= discrete] [Format=numeric] [Range= 0-8] [Missing=*/9]		
Statistics [NW/ W]	[Valid=109 /-] [Invalid=1 /-]		
Value	Label	Cases	Percentage
0	沒勾選	58	<div><div></div></div> 53.2%
1	有勾選	7	<div><div></div></div> 6.4%
8	跳答	44	<div><div></div></div> 40.4%
9		1	
Warning: these figures indicate the number of cases found in the data file. They cannot be interpreted as summary statistics of the population of interest.			
# a1_4_1_15: 1.4.1 承上題, 若您有勾選「身心障礙者」, 請勾選服務的障別: 頑性癲癇症			
Information	[Type= discrete] [Format=numeric] [Range= 0-8] [Missing=*/9]		
Statistics [NW/ W]	[Valid=109 /-] [Invalid=1 /-]		
Value	Label	Cases	Percentage
0	沒勾選	56	<div><div></div></div> 51.4%
1	有勾選	9	<div><div></div></div> 8.3%
8	跳答	44	<div><div></div></div> 40.4%
9		1	
Warning: these figures indicate the number of cases found in the data file. They cannot be interpreted as summary statistics of the population of interest.			
# a1_4_1_16: 1.4.1 承上題, 若您有勾選「身心障礙者」, 請勾選服務的障別: 其他(請說明)			
Information	[Type= discrete] [Format=numeric] [Range= 0-8] [Missing=*/9]		
Statistics [NW/ W]	[Valid=109 /-] [Invalid=1 /-]		
Value	Label	Cases	Percentage
0	沒勾選	65	<div><div></div></div> 59.6%
1	有勾選	0	
8	跳答	44	<div><div></div></div> 40.4%
9		1	

# a1_4_1_16: 1.4.1承上題,若您有勾選「身心障礙者」,請勾選服務的障別:其他(請說明)			
Warning: these figures indicate the number of cases found in the data file. They cannot be interpreted as summary statistics of the population of interest.			
# a1_5_1: 1.5貴機構決定設立「產銷營業」單位或從事該類業務之目的為何提供職業訓練			
Information	[Type= discrete] [Format=numeric] [Range= 0-1] [Missing=*/9]		
Statistics [NW/ W]	[Valid=110 /-] [Invalid=0 /-]		
Value	Label	Cases	Percentage
0	沒勾選	48	43.6%
1	有勾選	62	56.4%
Warning: these figures indicate the number of cases found in the data file. They cannot be interpreted as summary statistics of the population of interest.			
# a1_5_2: 1.5貴機構決定設立「產銷營業」單位或從事該類業務之目的為何創造弱勢團體就業機會			
Information	[Type= discrete] [Format=numeric] [Range= 0-1] [Missing=*/9]		
Statistics [NW/ W]	[Valid=110 /-] [Invalid=0 /-]		
Value	Label	Cases	Percentage
0	沒勾選	32	29.1%
1	有勾選	78	70.9%
Warning: these figures indicate the number of cases found in the data file. They cannot be interpreted as summary statistics of the population of interest.			
# a1_5_3: 1.5貴機構決定設立「產銷營業」單位或從事該類業務之目的為何提升弱勢團體就業者的收入			
Information	[Type= discrete] [Format=numeric] [Range= 0-1] [Missing=*/9]		
Statistics [NW/ W]	[Valid=110 /-] [Invalid=0 /-]		
Value	Label	Cases	Percentage
0	沒勾選	43	39.1%
1	有勾選	67	60.9%
Warning: these figures indicate the number of cases found in the data file. They cannot be interpreted as summary statistics of the population of interest.			
# a1_5_4: 1.5貴機構決定設立「產銷營業」單位或從事該類業務之目的為何增進弱勢團體的社會適應能力			
Information	[Type= discrete] [Format=numeric] [Range= 0-1] [Missing=*/9]		
Statistics [NW/ W]	[Valid=110 /-] [Invalid=0 /-]		
Value	Label	Cases	Percentage
0	沒勾選	49	44.5%
1	有勾選	61	55.5%
Warning: these figures indicate the number of cases found in the data file. They cannot be interpreted as summary statistics of the population of interest.			
# a1_5_5: 1.5貴機構決定設立「產銷營業」單位或從事該類業務之目的為何滿足弱勢團體個別之需要(如復健、彈性工作等)			
Information	[Type= discrete] [Format=numeric] [Range= 0-1] [Missing=*/9]		
Statistics [NW/ W]	[Valid=110 /-] [Invalid=0 /-]		
Value	Label	Cases	Percentage
0	沒勾選	81	73.6%
1	有勾選	29	26.4%
Warning: these figures indicate the number of cases found in the data file. They cannot be interpreted as summary statistics of the population of interest.			
# a1_5_6: 1.5貴機構決定設立「產銷營業」單位或從事該類業務之目的為何滿足特定群體個別之需要(如老人、身障者的就醫與購物)			
Information	[Type= discrete] [Format=numeric] [Range= 0-1] [Missing=*/9]		
Statistics [NW/ W]	[Valid=110 /-] [Invalid=0 /-]		

a1_5_6: 1.5 貴機構決定設立「產銷營業」單位或從事該類業務之目的為何滿足特定群體個別之需要(如老人、身障者的就醫與購物)

Value	Label	Cases	Percentage
0	沒勾選	100	<div><div></div></div> 90.9%
1	有勾選	10	<div><div></div></div> 9.1%

Warning: these figures indicate the number of cases found in the data file. They cannot be interpreted as summary statistics of the population of interest.

a1_5_7: 1.5 貴機構決定設立「產銷營業」單位或從事該類業務之目的為何舒緩社區的社會及經濟問題

Information	[Type= discrete] [Format=numeric] [Range= 0-1] [Missing=*/9]
Statistics [NW/ W]	[Valid=110 /-] [Invalid=0 /-]

Value	Label	Cases	Percentage
0	沒勾選	76	<div><div></div></div> 69.1%
1	有勾選	34	<div><div></div></div> 30.9%

Warning: these figures indicate the number of cases found in the data file. They cannot be interpreted as summary statistics of the population of interest.

a1_5_8: 1.5 貴機構決定設立「產銷營業」單位或從事該類業務之目的為何有助於社區發展的活化

Information	[Type= discrete] [Format=numeric] [Range= 0-1] [Missing=*/9]
Statistics [NW/ W]	[Valid=110 /-] [Invalid=0 /-]

Value	Label	Cases	Percentage
0	沒勾選	65	<div><div></div></div> 59.1%
1	有勾選	45	<div><div></div></div> 40.9%

Warning: these figures indicate the number of cases found in the data file. They cannot be interpreted as summary statistics of the population of interest.

a1_5_9: 1.5 貴機構決定設立「產銷營業」單位或從事該類業務之目的為何藉此倡導、維護所珍視的社會價值與理念

Information	[Type= discrete] [Format=numeric] [Range= 0-1] [Missing=*/9]
Statistics [NW/ W]	[Valid=110 /-] [Invalid=0 /-]

Value	Label	Cases	Percentage
0	沒勾選	81	<div><div></div></div> 73.6%
1	有勾選	29	<div><div></div></div> 26.4%

Warning: these figures indicate the number of cases found in the data file. They cannot be interpreted as summary statistics of the population of interest.

a1_5_10: 1.5 貴機構決定設立「產銷營業」單位或從事該類業務之目的為何充實機構自給自足的能力

Information	[Type= discrete] [Format=numeric] [Range= 0-1] [Missing=*/9]
Statistics [NW/ W]	[Valid=110 /-] [Invalid=0 /-]

Value	Label	Cases	Percentage
0	沒勾選	41	<div><div></div></div> 37.3%
1	有勾選	69	<div><div></div></div> 62.7%

Warning: these figures indicate the number of cases found in the data file. They cannot be interpreted as summary statistics of the population of interest.

a1_5_11: 1.5 貴機構決定設立「產銷營業」單位或從事該類業務之目的為何提升機構的知名度

Information	[Type= discrete] [Format=numeric] [Range= 0-1] [Missing=*/9]
Statistics [NW/ W]	[Valid=110 /-] [Invalid=0 /-]

Value	Label	Cases	Percentage
0	沒勾選	87	<div><div></div></div> 79.1%
1	有勾選	23	<div><div></div></div> 20.9%

Warning: these figures indicate the number of cases found in the data file. They cannot be interpreted as summary statistics of the population of interest.

a1_5_12: 1.5 貴機構決定設立「產銷營業」單位或從事該類業務之目的為何增加機構的經費收入

Information	[Type= discrete] [Format=numeric] [Range= 0-1] [Missing=*/9]
-------------	--

# a1_5_12: 1.5貴機構決定設立「產銷營業」單位或從事該類業務之目的為何增加機構的經費收入			
Statistics [NW/ W]		[Valid=110 /-] [Invalid=0 /-]	
Value	Label	Cases	Percentage
0	沒勾選	64	58.2%
1	有勾選	46	41.8%
Warning: these figures indicate the number of cases found in the data file. They cannot be interpreted as summary statistics of the population of interest.			
# a1_5_13: 1.5貴機構決定設立「產銷營業」單位或從事該類業務之目的為何生態環境的保護			
Information		[Type= discrete] [Format=numeric] [Range= 0-1] [Missing=*/9]	
Statistics [NW/ W]		[Valid=110 /-] [Invalid=0 /-]	
Value	Label	Cases	Percentage
0	沒勾選	87	79.1%
1	有勾選	23	20.9%
Warning: these figures indicate the number of cases found in the data file. They cannot be interpreted as summary statistics of the population of interest.			
# a1_5_14: 1.5貴機構決定設立「產銷營業」單位或從事該類業務之目的為何可向政府申請相關的經費補助			
Information		[Type= discrete] [Format=numeric] [Range= 0-1] [Missing=*/9]	
Statistics [NW/ W]		[Valid=110 /-] [Invalid=0 /-]	
Value	Label	Cases	Percentage
0	沒勾選	79	71.8%
1	有勾選	31	28.2%
Warning: these figures indicate the number of cases found in the data file. They cannot be interpreted as summary statistics of the population of interest.			
# a1_5_15: 1.5貴機構決定設立「產銷營業」單位或從事該類業務之目的為何其他(請說明)			
Information		[Type= discrete] [Format=numeric] [Range= 0-1] [Missing=*/9]	
Statistics [NW/ W]		[Valid=110 /-] [Invalid=0 /-]	
Value	Label	Cases	Percentage
0	沒勾選	110	100.0%
1	有勾選	0	
Warning: these figures indicate the number of cases found in the data file. They cannot be interpreted as summary statistics of the population of interest.			
# a1_6_1: 1.6.1起始時間			
Information		[Type= continuous] [Format=numeric] [Range= 1-6] [Missing=*/9]	
Statistics [NW/ W]		[Valid=108 /-] [Invalid=2 /-]	
Value	Label	Cases	Percentage
1	1990年之前	4	3.7%
2	1991- 1995年之間	5	4.6%
3	1996- 2000年之間	9	8.3%
4	2001- 2005年之間	22	20.4%
5	2006-2010年之間	38	35.2%
6	2011年迄今	30	27.8%
Warning: these figures indicate the number of cases found in the data file. They cannot be interpreted as summary statistics of the population of interest.			
# a1_6_2_1: 1.6.2過去一年(2012)會計年度的「主要經費」收入為何產銷營業收入			
Information		[Type= discrete] [Format=numeric] [Range= 0-1] [Missing=*/9]	
Statistics [NW/ W]		[Valid=110 /-] [Invalid=0 /-]	
Value	Label	Cases	Percentage
0	沒勾選	32	29.1%

# a1_6_2_1: 1.6.2過去一年(2012)會計年度的「主要經費」收入為何產銷營業收入			
Value	Label	Cases	Percentage
1	有勾選	78	70.9%
Warning: these figures indicate the number of cases found in the data file. They cannot be interpreted as summary statistics of the population of interest.			
# a1_6_2_2: 1.6.2過去一年(2012)會計年度的「主要經費」收入為何一般捐款			
Information	[Type= discrete] [Format=numeric] [Range= 0-1] [Missing=*/9]		
Statistics [NW/ W]	[Valid=110 /-] [Invalid=0 /-]		
Value	Label	Cases	Percentage
0	沒勾選	66	60.0%
1	有勾選	44	40.0%
Warning: these figures indicate the number of cases found in the data file. They cannot be interpreted as summary statistics of the population of interest.			
# a1_6_2_3: 1.6.2過去一年(2012)會計年度的「主要經費」收入為何政府補助及委託款			
Information	[Type= discrete] [Format=numeric] [Range= 0-1] [Missing=*/9]		
Statistics [NW/ W]	[Valid=110 /-] [Invalid=0 /-]		
Value	Label	Cases	Percentage
0	沒勾選	22	20.0%
1	有勾選	88	80.0%
Warning: these figures indicate the number of cases found in the data file. They cannot be interpreted as summary statistics of the population of interest.			
# a1_6_2_4: 1.6.2過去一年(2012)會計年度的「主要經費」收入為何會費收入			
Information	[Type= discrete] [Format=numeric] [Range= 0-1] [Missing=*/9]		
Statistics [NW/ W]	[Valid=110 /-] [Invalid=0 /-]		
Value	Label	Cases	Percentage
0	沒勾選	87	79.1%
1	有勾選	23	20.9%
Warning: these figures indicate the number of cases found in the data file. They cannot be interpreted as summary statistics of the population of interest.			
# a1_6_2_5: 1.6.2過去一年(2012)會計年度的「主要經費」收入為何銀行存款的孳息			
Information	[Type= discrete] [Format=numeric] [Range= 0-1] [Missing=*/9]		
Statistics [NW/ W]	[Valid=110 /-] [Invalid=0 /-]		
Value	Label	Cases	Percentage
0	沒勾選	104	94.5%
1	有勾選	6	5.5%
Warning: these figures indicate the number of cases found in the data file. They cannot be interpreted as summary statistics of the population of interest.			
# a1_6_2_6: 1.6.2過去一年(2012)會計年度的「主要經費」收入為何股本收入			
Information	[Type= discrete] [Format=numeric] [Range= 0-1] [Missing=*/9]		
Statistics [NW/ W]	[Valid=110 /-] [Invalid=0 /-]		
Value	Label	Cases	Percentage
0	沒勾選	109	99.1%
1	有勾選	1	0.9%
Warning: these figures indicate the number of cases found in the data file. They cannot be interpreted as summary statistics of the population of interest.			
# a1_6_2_7: 1.6.2過去一年(2012)會計年度的「主要經費」收入為何其他收入			
Information	[Type= discrete] [Format=numeric] [Range= 0-1] [Missing=*/9]		
Statistics [NW/ W]	[Valid=110 /-] [Invalid=0 /-]		

# a1_6_2_7: 1.6.2過去一年(2012)會計年度的「主要經費」收入為何其他收入			
Value	Label	Cases	Percentage
0	沒勾選	109	99.1%
1	有勾選	1	0.9%
Warning: these figures indicate the number of cases found in the data file. They cannot be interpreted as summary statistics of the population of interest.			
# a1_6_3: 1.6.3過去一年(2012)年會計年度的產銷營業金額約為新台幣？			
Information	[Type= continuous] [Format=numeric] [Range= 1-7] [Missing=*/9]		
Statistics [NW/ W]	[Valid=107 /-] [Invalid=3 /-]		
Value	Label	Cases	Percentage
1	100萬（含以下	38	35.5%
2	101萬- 300萬	34	31.8%
3	301萬- 500萬	8	7.5%
4	501萬-1000萬	9	8.4%
5	1001萬- 5000萬	11	10.3%
6	5001萬- 1億	3	2.8%
7	1億以上	4	3.7%
Warning: these figures indicate the number of cases found in the data file. They cannot be interpreted as summary statistics of the population of interest.			
# a1_6_4_1: 1.6.4貴機構的「產銷營業」單位最近一年(2012年會計. 年度的營收狀況?(1整體的營收狀況：			
Information	[Type= discrete] [Format=numeric] [Range= 1-3] [Missing=*/9]		
Statistics [NW/ W]	[Valid=109 /-] [Invalid=1 /-]		
Value	Label	Cases	Percentage
1	已有盈餘	40	36.7%
2	呈現虧損	32	29.4%
3	損益平衡	37	33.9%
9		1	
Warning: these figures indicate the number of cases found in the data file. They cannot be interpreted as summary statistics of the population of interest.			
# a1_6_4_2: 1.6.4貴機構的「產銷營業」單位最近一年(2012年會計. 年度的營收狀況?(2若扣除政府相關單位對貴機構的經費補助, 其營收狀況：			
Information	[Type= discrete] [Format=numeric] [Range= 1-8] [Missing=*/9]		
Statistics [NW/ W]	[Valid=100 /-] [Invalid=10 /-]		
Value	Label	Cases	Percentage
1	已有盈餘	16	16.0%
2	呈現虧損	63	63.0%
3	損益平衡	21	21.0%
8	跳答	0	
9		10	
Warning: these figures indicate the number of cases found in the data file. They cannot be interpreted as summary statistics of the population of interest.			
# a1_6_5_1: 1.6.5貴機構如何運用「產銷營業」的收入歸入機構總收入統籌辦理			
Information	[Type= discrete] [Format=numeric] [Range= 0-1] [Missing=*/9]		
Statistics [NW/ W]	[Valid=110 /-] [Invalid=0 /-]		
Value	Label	Cases	Percentage
0	沒勾選	60	54.5%
1	有勾選	50	45.5%
Warning: these figures indicate the number of cases found in the data file. They cannot be interpreted as summary statistics of the population of interest.			

# a1_6_5_2: 1.6.5 貴機構如何運用「產銷營業」的收入獨立進行其他的運用(如實驗性、創發性方案)			
Information	[Type= discrete] [Format=numeric] [Range= 0-1] [Missing=*/9]		
Statistics [NW/ W]	[Valid=110 /-] [Invalid=0 /-]		
Value	Label	Cases	Percentage
0	沒勾選	96	87.3%
1	有勾選	14	12.7%
Warning: these figures indicate the number of cases found in the data file. They cannot be interpreted as summary statistics of the population of interest.			
# a1_6_5_3: 1.6.5 貴機構如何運用「產銷營業」的收入繼續投入在該「生產與服務銷售」的開發上			
Information	[Type= discrete] [Format=numeric] [Range= 0-1] [Missing=*/9]		
Statistics [NW/ W]	[Valid=110 /-] [Invalid=0 /-]		
Value	Label	Cases	Percentage
0	沒勾選	45	40.9%
1	有勾選	65	59.1%
Warning: these figures indicate the number of cases found in the data file. They cannot be interpreted as summary statistics of the population of interest.			
# a1_6_5_4: 1.6.5 貴機構如何運用「產銷營業」的收入依比例分配,部分歸入機構統籌辦理、部份繼續投入該生產與服務銷售上			
Information	[Type= discrete] [Format=numeric] [Range= 0-1] [Missing=*/9]		
Statistics [NW/ W]	[Valid=110 /-] [Invalid=0 /-]		
Value	Label	Cases	Percentage
0	沒勾選	66	60.0%
1	有勾選	44	40.0%
Warning: these figures indicate the number of cases found in the data file. They cannot be interpreted as summary statistics of the population of interest.			
# a1_6_5_5: 1.6.5 貴機構如何運用「產銷營業」的收入將部分收入運用於員工的「績效獎金」			
Information	[Type= discrete] [Format=numeric] [Range= 0-1] [Missing=*/9]		
Statistics [NW/ W]	[Valid=110 /-] [Invalid=0 /-]		
Value	Label	Cases	Percentage
0	沒勾選	61	55.5%
1	有勾選	49	44.5%
Warning: these figures indicate the number of cases found in the data file. They cannot be interpreted as summary statistics of the population of interest.			
# a1_6_5_6: 1.6.5 貴機構如何運用「產銷營業」的收入將部分收入運用於社員或股東的「分紅」			
Information	[Type= discrete] [Format=numeric] [Range= 0-1] [Missing=*/9]		
Statistics [NW/ W]	[Valid=110 /-] [Invalid=0 /-]		
Value	Label	Cases	Percentage
0	沒勾選	105	95.5%
1	有勾選	5	4.5%
Warning: these figures indicate the number of cases found in the data file. They cannot be interpreted as summary statistics of the population of interest.			
# a1_6_5_7: 1.6.5 貴機構如何運用「產銷營業」的收入將部分收入儲存或信託,以做為員工日後的就業或創業輔導基金			
Information	[Type= discrete] [Format=numeric] [Range= 0-1] [Missing=*/9]		
Statistics [NW/ W]	[Valid=110 /-] [Invalid=0 /-]		
Value	Label	Cases	Percentage
0	沒勾選	101	91.8%
1	有勾選	9	8.2%
Warning: these figures indicate the number of cases found in the data file. They cannot be interpreted as summary statistics of the population of interest.			

# a1_6_5_8: 1.6.5貴機構如何運用「產銷營業」的收入將部分收入做為社區公益慈善活動之用			
Information		[Type= discrete] [Format=numeric] [Range= 0-1] [Missing=*/9]	
Statistics [NW/ W]		[Valid=110 /-] [Invalid=0 /-]	
Value	Label	Cases	Percentage
0	沒勾選	79	71.8%
1	有勾選	31	28.2%
Warning: these figures indicate the number of cases found in the data file. They cannot be interpreted as summary statistics of the population of interest.			
# a1_6_5_9: 1.6.5貴機構如何運用「產銷營業」的收入其他(請說明)			
Information		[Type= discrete] [Format=numeric] [Range= 0-1] [Missing=*/9]	
Statistics [NW/ W]		[Valid=110 /-] [Invalid=0 /-]	
Value	Label	Cases	Percentage
0	沒勾選	108	98.2%
1	有勾選	2	1.8%
Warning: these figures indicate the number of cases found in the data file. They cannot be interpreted as summary statistics of the population of interest.			
# a1_7_1: 1.7貴機構「產銷營業」單位之運作形式為何(1)餐飲服務			
Information		[Type= continuous] [Format=numeric] [Range= 1-26] [Missing=*/9999]	
Statistics [NW/ W]		[Valid=54 /-] [Invalid=56 /-] [Mean=1.815 /-] [StdDev=3.443 /-]	
# a1_7_2: 1.7貴機構「產銷營業」單位之運作形式為何(2)產品製作及/或銷售			
Information		[Type= continuous] [Format=numeric] [Range= 1-20] [Missing=*/9999]	
Statistics [NW/ W]		[Valid=74 /-] [Invalid=36 /-] [Mean=2.338 /-] [StdDev=2.863 /-]	
# a1_7_3: 1.7貴機構「產銷營業」單位之運作形式為何(3)一般清潔服務			
Information		[Type= continuous] [Format=numeric] [Range= 1-5] [Missing=*/9999]	
Statistics [NW/ W]		[Valid=25 /-] [Invalid=85 /-] [Mean=1.64 /-] [StdDev=1.075 /-]	
# a1_7_4: 1.7貴機構「產銷營業」單位之運作形式為何(4)個人護理服務			
Information		[Type= continuous] [Format=numeric] [Range= 1-1] [Missing=*/9999]	
Statistics [NW/ W]		[Valid=4 /-] [Invalid=106 /-] [Mean=1 /-] [StdDev=0 /-]	
# a1_7_5: 1.7貴機構「產銷營業」單位之運作形式為何(5)居家服務			
Information		[Type= continuous] [Format=numeric] [Range= 1-3] [Missing=*/9999]	
Statistics [NW/ W]		[Valid=6 /-] [Invalid=104 /-] [Mean=1.5 /-] [StdDev=0.837 /-]	
# a1_7_6: 1.7貴機構「產銷營業」單位之運作形式為何(6)資金與專業知識提供與輔導服務			
Information		[Type= continuous] [Format=numeric] [Range= 1-1] [Missing=*/9999]	
Statistics [NW/ W]		[Valid=2 /-] [Invalid=108 /-] [Mean=1 /-] [StdDev=0 /-]	
# a1_7_7: 1.7貴機構「產銷營業」單位之運作形式為何(7)生態觀光導覽服務			
Information		[Type= continuous] [Format=numeric] [Range= 1-12] [Missing=*/9999]	
Statistics [NW/ W]		[Valid=31 /-] [Invalid=79 /-] [Mean=1.774 /-] [StdDev=2.109 /-]	
# a1_7_8: 1.7貴機構「產銷營業」單位之運作形式為何(8)資源回收服務			
Information		[Type= continuous] [Format=numeric] [Range= 1-3] [Missing=*/9999]	
Statistics [NW/ W]		[Valid=20 /-] [Invalid=90 /-] [Mean=1.1 /-] [StdDev=0.447 /-]	
# a1_7_9: 1.7貴機構「產銷營業」單位之運作形式為何(9)場地提供服務			
Information		[Type= continuous] [Format=numeric] [Range= 1-3] [Missing=*/9999]	
Statistics [NW/ W]		[Valid=13 /-] [Invalid=97 /-] [Mean=1.308 /-] [StdDev=0.63 /-]	

# a1_7_10: 1.7貴機構「產銷營業」單位之運作形式為何(10)其他服務(請說明)	
Information	[Type= continuous] [Format=numeric] [Range= 1-6] [Missing=*/9999]
Statistics [NW/ W]	[Valid=4 /-] [Invalid=106 /-] [Mean=2.25 /-] [StdDev=2.5 /-]

# b2_1_1_1: 2.1.1銷售與服務對象:(1)一般消費者			
Information	[Type= discrete] [Format=numeric] [Range= 0-1] [Missing=*/9]		
Statistics [NW/ W]	[Valid=108 /-] [Invalid=2 /-]		
Value	Label	Cases	Percentage
0	沒勾選	7	6.5%
1	有勾選	101	93.5%
9		2	
Warning: these figures indicate the number of cases found in the data file. They cannot be interpreted as summary statistics of the population of interest.			
# b2_1_1_2: 2.1.1銷售與服務對象:(2)政府單位			
Information	[Type= discrete] [Format=numeric] [Range= 0-1] [Missing=*/9]		
Statistics [NW/ W]	[Valid=108 /-] [Invalid=2 /-]		
Value	Label	Cases	Percentage
0	沒勾選	43	39.8%
1	有勾選	65	60.2%
9		2	
Warning: these figures indicate the number of cases found in the data file. They cannot be interpreted as summary statistics of the population of interest.			
# b2_1_1_3: 2.1.1銷售與服務對象:(3)企業公司			
Information	[Type= discrete] [Format=numeric] [Range= 0-1] [Missing=*/9]		
Statistics [NW/ W]	[Valid=108 /-] [Invalid=2 /-]		
Value	Label	Cases	Percentage
0	沒勾選	52	48.1%
1	有勾選	56	51.9%
9		2	
Warning: these figures indicate the number of cases found in the data file. They cannot be interpreted as summary statistics of the population of interest.			
# b2_1_1_4: 2.1.1銷售與服務對象:(4)社會弱勢群體			
Information	[Type= discrete] [Format=numeric] [Range= 0-1] [Missing=*/9]		
Statistics [NW/ W]	[Valid=108 /-] [Invalid=2 /-]		
Value	Label	Cases	Percentage
0	沒勾選	93	86.1%
1	有勾選	15	13.9%
9		2	
Warning: these figures indicate the number of cases found in the data file. They cannot be interpreted as summary statistics of the population of interest.			
# b2_1_1_5: 2.1.1銷售與服務對象:(5)機構自身的職工、眷屬、志工			
Information	[Type= discrete] [Format=numeric] [Range= 0-1] [Missing=*/9]		
Statistics [NW/ W]	[Valid=108 /-] [Invalid=2 /-]		
Value	Label	Cases	Percentage
0	沒勾選	77	71.3%
1	有勾選	31	28.7%
9		2	
Warning: these figures indicate the number of cases found in the data file. They cannot be interpreted as summary statistics of the population of interest.			
# b2_1_1_6: 2.1.1銷售與服務對象:(6)社員或會員			
Information	[Type= discrete] [Format=numeric] [Range= 0-1] [Missing=*/9]		
Statistics [NW/ W]	[Valid=108 /-] [Invalid=2 /-]		

# b2_1_1_6: 2.1.1銷售與服務對象:(6)社員或會員			
Value	Label	Cases	Percentage
0	沒勾選	87	<div></div> 80.6%
1	有勾選	21	<div></div> 19.4%
9		2	
Warning: these figures indicate the number of cases found in the data file. They cannot be interpreted as summary statistics of the population of interest.			
# b2_1_1_7: 2.1.1銷售與服務對象:(7)其他(請說明)			
Information	[Type= discrete] [Format=numeric] [Range= 0-1] [Missing=*/9]		
Statistics [NW/ W]	[Valid=108 /-] [Invalid=2 /-]		
Value	Label	Cases	Percentage
0	沒勾選	108	<div></div> 100.0%
1	有勾選	0	
9		2	
Warning: these figures indicate the number of cases found in the data file. They cannot be interpreted as summary statistics of the population of interest.			
# b2_1_2_1: 2.1.2銷售與服務的管道:(1)在庇護工場或庇護商店進行銷售			
Information	[Type= discrete] [Format=numeric] [Range= 0-1] [Missing=*/9]		
Statistics [NW/ W]	[Valid=108 /-] [Invalid=2 /-]		
Value	Label	Cases	Percentage
0	沒勾選	68	<div></div> 63.0%
1	有勾選	40	<div></div> 37.0%
9		2	
Warning: these figures indicate the number of cases found in the data file. They cannot be interpreted as summary statistics of the population of interest.			
# b2_1_2_2: 2.1.2銷售與服務的管道:(2)機構內部單位自銷			
Information	[Type= discrete] [Format=numeric] [Range= 0-1] [Missing=*/9]		
Statistics [NW/ W]	[Valid=108 /-] [Invalid=2 /-]		
Value	Label	Cases	Percentage
0	沒勾選	59	<div></div> 54.6%
1	有勾選	49	<div></div> 45.4%
9		2	
Warning: these figures indicate the number of cases found in the data file. They cannot be interpreted as summary statistics of the population of interest.			
# b2_1_2_3: 2.1.2銷售與服務的管道:(3)架設網站, 提供網路購物			
Information	[Type= discrete] [Format=numeric] [Range= 0-1] [Missing=*/9]		
Statistics [NW/ W]	[Valid=108 /-] [Invalid=2 /-]		
Value	Label	Cases	Percentage
0	沒勾選	51	<div></div> 47.2%
1	有勾選	57	<div></div> 52.8%
9		2	
Warning: these figures indicate the number of cases found in the data file. They cannot be interpreted as summary statistics of the population of interest.			
# b2_1_2_4: 2.1.2銷售與服務的管道:(4)於一般商店販售(如便利商店)			
Information	[Type= discrete] [Format=numeric] [Range= 0-1] [Missing=*/9]		
Statistics [NW/ W]	[Valid=108 /-] [Invalid=2 /-]		
Value	Label	Cases	Percentage
0	沒勾選	95	<div></div> 88.0%

# b2_1_2_4: 2.1.2銷售與服務的管道:(4)於一般商店販售(如便利商店)			
Value	Label	Cases	Percentage
1	有勾選	13	<div></div> 12.0%
9		2	
Warning: these figures indicate the number of cases found in the data file. They cannot be interpreted as summary statistics of the population of interest.			
# b2_1_2_5: 2.1.2銷售與服務的管道:(5)透過政府協助銷售			
Information	[Type= discrete] [Format=numeric] [Range= 0-1] [Missing=*/9]		
Statistics [NW/ W]	[Valid=108 /-] [Invalid=2 /-]		
Value	Label	Cases	Percentage
0	沒勾選	58	<div></div> 53.7%
1	有勾選	50	<div></div> 46.3%
9		2	
Warning: these figures indicate the number of cases found in the data file. They cannot be interpreted as summary statistics of the population of interest.			
# b2_1_2_6: 2.1.2銷售與服務的管道:(6)與其他組織合作販售產品與服務			
Information	[Type= discrete] [Format=numeric] [Range= 0-1] [Missing=*/9]		
Statistics [NW/ W]	[Valid=108 /-] [Invalid=2 /-]		
Value	Label	Cases	Percentage
0	沒勾選	78	<div></div> 72.2%
1	有勾選	30	<div></div> 27.8%
9		2	
Warning: these figures indicate the number of cases found in the data file. They cannot be interpreted as summary statistics of the population of interest.			
# b2_1_2_7: 2.1.2銷售與服務的管道:(7)社區人際互動行銷- 好口碑!			
Information	[Type= discrete] [Format=numeric] [Range= 0-1] [Missing=*/9]		
Statistics [NW/ W]	[Valid=108 /-] [Invalid=2 /-]		
Value	Label	Cases	Percentage
0	沒勾選	66	<div></div> 61.1%
1	有勾選	42	<div></div> 38.9%
9		2	
Warning: these figures indicate the number of cases found in the data file. They cannot be interpreted as summary statistics of the population of interest.			
# b2_1_2_8: 2.1.2銷售與服務的管道:(8)社區定期/不定期的市集銷售			
Information	[Type= discrete] [Format=numeric] [Range= 0-1] [Missing=*/9]		
Statistics [NW/ W]	[Valid=108 /-] [Invalid=2 /-]		
Value	Label	Cases	Percentage
0	沒勾選	72	<div></div> 66.7%
1	有勾選	36	<div></div> 33.3%
9		2	
Warning: these figures indicate the number of cases found in the data file. They cannot be interpreted as summary statistics of the population of interest.			
# b2_1_2_9: 2.1.2銷售與服務的管道:(9)園遊會義賣			
Information	[Type= discrete] [Format=numeric] [Range= 0-1] [Missing=*/9]		
Statistics [NW/ W]	[Valid=108 /-] [Invalid=2 /-]		
Value	Label	Cases	Percentage
0	沒勾選	64	<div></div> 59.3%
1	有勾選	44	<div></div> 40.7%

# b2_1_2_9: 2.1.2銷售與服務的管道:(9)園遊會義賣			
Value	Label	Cases	Percentage
9		2	
Warning: these figures indicate the number of cases found in the data file. They cannot be interpreted as summary statistics of the population of interest.			
# b2_1_2_10: 2.1.2銷售與服務的管道:(10)其他(請說明)			
Information	[Type= discrete] [Format=numeric] [Range= 0-1] [Missing=*/9]		
Statistics [NW/ W]	[Valid=108 /-] [Invalid=2 /-]		
Value	Label	Cases	Percentage
0	沒勾選	108	100.0%
1	有勾選	0	
9		2	
Warning: these figures indicate the number of cases found in the data file. They cannot be interpreted as summary statistics of the population of interest.			
# b2_2_1: 2.2貴機構在「產銷營業」的經營管理上所面臨的挑戰為何(1)負責管理/運作「產銷營業」的領導階層之相關經營知識、技巧與經驗不足			
Information	[Type= discrete] [Format=numeric] [Range= 0-1] [Missing=*/9]		
Statistics [NW/ W]	[Valid=107 /-] [Invalid=3 /-]		
Value	Label	Cases	Percentage
0	沒勾選	52	48.6%
1	有勾選	55	51.4%
9		3	
Warning: these figures indicate the number of cases found in the data file. They cannot be interpreted as summary statistics of the population of interest.			
# b2_2_2: 2.2貴機構在「產銷營業」的經營管理上所面臨的挑戰為何(2)難以適時取得足夠的資金,限制了「產銷營業」的發展			
Information	[Type= discrete] [Format=numeric] [Range= 0-1] [Missing=*/9]		
Statistics [NW/ W]	[Valid=107 /-] [Invalid=3 /-]		
Value	Label	Cases	Percentage
0	沒勾選	55	51.4%
1	有勾選	52	48.6%
9		3	
Warning: these figures indicate the number of cases found in the data file. They cannot be interpreted as summary statistics of the population of interest.			
# b2_2_3: 2.2貴機構在「產銷營業」的經營管理上所面臨的挑戰為何(3)社會大眾對於非營利組織經營產銷事業缺乏瞭解及認同			
Information	[Type= discrete] [Format=numeric] [Range= 0-1] [Missing=*/9]		
Statistics [NW/ W]	[Valid=107 /-] [Invalid=3 /-]		
Value	Label	Cases	Percentage
0	沒勾選	67	62.6%
1	有勾選	40	37.4%
9		3	
Warning: these figures indicate the number of cases found in the data file. They cannot be interpreted as summary statistics of the population of interest.			
# b2_2_4: 2.2貴機構在「產銷營業」的經營管理上所面臨的挑戰為何(4)法令限制,例如就服員與社工員人數要求、庇護工場員工薪資條件設限等			
Information	[Type= discrete] [Format=numeric] [Range= 0-1] [Missing=*/9]		
Statistics [NW/ W]	[Valid=107 /-] [Invalid=3 /-]		

b2_2_4: 2.2貴機構在「產銷營業」的經營管理上所面臨的挑戰為何**(4)**法令限制,例如就服員與社工員人數要求、庇護工場員工薪資條件設限等

Value	Label	Cases	Percentage
0	沒勾選	72	<div><div></div></div> 67.3%
1	有勾選	35	<div><div></div></div> 32.7%
9		3	

Warning: these figures indicate the number of cases found in the data file. They cannot be interpreted as summary statistics of the population of interest.

b2_2_5: 2.2貴機構在「產銷營業」的經營管理上所面臨的挑戰為何**(5)**勞基法的基本工資要求,增加機構人事成本

Information	[Type= discrete] [Format=numeric] [Range= 0-1] [Missing=*/9]
Statistics [NW/ W]	[Valid=107 /-] [Invalid=3 /-]

Value	Label	Cases	Percentage
0	沒勾選	74	<div><div></div></div> 69.2%
1	有勾選	33	<div><div></div></div> 30.8%
9		3	

Warning: these figures indicate the number of cases found in the data file. They cannot be interpreted as summary statistics of the population of interest.

b2_2_6: 2.2貴機構在「產銷營業」的經營管理上所面臨的挑戰為何**(6)**「產銷營業」單位選址困難,影響其順利運作

Information	[Type= discrete] [Format=numeric] [Range= 0-1] [Missing=*/9]
Statistics [NW/ W]	[Valid=107 /-] [Invalid=3 /-]

Value	Label	Cases	Percentage
0	沒勾選	99	<div><div></div></div> 92.5%
1	有勾選	8	<div><div></div></div> 7.5%
9		3	

Warning: these figures indicate the number of cases found in the data file. They cannot be interpreted as summary statistics of the population of interest.

b2_2_7: 2.2貴機構在「產銷營業」的經營管理上所面臨的挑戰為何**(7)**難以尋找「營利」或「非營利」組織的合作伙伴

Information	[Type= discrete] [Format=numeric] [Range= 0-1] [Missing=*/9]
Statistics [NW/ W]	[Valid=107 /-] [Invalid=3 /-]

Value	Label	Cases	Percentage
0	沒勾選	94	<div><div></div></div> 87.9%
1	有勾選	13	<div><div></div></div> 12.1%
9		3	

Warning: these figures indicate the number of cases found in the data file. They cannot be interpreted as summary statistics of the population of interest.

b2_2_8: 2.2貴機構在「產銷營業」的經營管理上所面臨的挑戰為何**(8)**同性質機構面臨的競爭壓力

Information	[Type= discrete] [Format=numeric] [Range= 0-1] [Missing=*/9]
Statistics [NW/ W]	[Valid=107 /-] [Invalid=3 /-]

Value	Label	Cases	Percentage
0	沒勾選	88	<div><div></div></div> 82.2%
1	有勾選	19	<div><div></div></div> 17.8%
9		3	

Warning: these figures indicate the number of cases found in the data file. They cannot be interpreted as summary statistics of the population of interest.

b2_2_9: 2.2貴機構在「產銷營業」的經營管理上所面臨的挑戰為何**(9)**難以開發產品的行銷管道

Information	[Type= discrete] [Format=numeric] [Range= 0-1] [Missing=*/9]
Statistics [NW/ W]	[Valid=107 /-] [Invalid=3 /-]

b2_2_9: 2.2貴機構在「產銷營業」的經營管理上所面臨的挑戰為何(9)難以開發產品的行銷管道

Value	Label	Cases	Percentage
0	沒勾選	67	<div><div></div></div> 62.6%
1	有勾選	40	<div><div></div></div> 37.4%
9		3	

Warning: these figures indicate the number of cases found in the data file. They cannot be interpreted as summary statistics of the population of interest.

b2_2_10: 2.2貴機構在「產銷營業」的經營管理上所面臨的挑戰為何(10)難以引進兼具公益理念與經營管理知識之專業人才

Information	[Type= discrete] [Format=numeric] [Range= 0-1] [Missing=*/9]
Statistics [NW/ W]	[Valid=107 /-] [Invalid=3 /-]

Value	Label	Cases	Percentage
0	沒勾選	66	<div><div></div></div> 61.7%
1	有勾選	41	<div><div></div></div> 38.3%
9		3	

Warning: these figures indicate the number of cases found in the data file. They cannot be interpreted as summary statistics of the population of interest.

b2_2_11: 2.2貴機構在「產銷營業」的經營管理上所面臨的挑戰為何(11)員工難以認同組織經營「產銷營業」以賺取營收的理念

Information	[Type= discrete] [Format=numeric] [Range= 0-1] [Missing=*/9]
Statistics [NW/ W]	[Valid=107 /-] [Invalid=3 /-]

Value	Label	Cases	Percentage
0	沒勾選	97	<div><div></div></div> 90.7%
1	有勾選	10	<div><div></div></div> 9.3%
9		3	

Warning: these figures indicate the number of cases found in the data file. They cannot be interpreted as summary statistics of the population of interest.

b2_2_12: 2.2貴機構在「產銷營業」的經營管理上所面臨的挑戰為何(12)員工流動率過高

Information	[Type= discrete] [Format=numeric] [Range= 0-1] [Missing=*/9]
Statistics [NW/ W]	[Valid=107 /-] [Invalid=3 /-]

Value	Label	Cases	Percentage
0	沒勾選	86	<div><div></div></div> 80.4%
1	有勾選	21	<div><div></div></div> 19.6%
9		3	

Warning: these figures indicate the number of cases found in the data file. They cannot be interpreted as summary statistics of the population of interest.

b2_2_13: 2.2貴機構在「產銷營業」的經營管理上所面臨的挑戰為何(13)可能喪失非營利組織免稅地位

Information	[Type= discrete] [Format=numeric] [Range= 0-1] [Missing=*/9]
Statistics [NW/ W]	[Valid=107 /-] [Invalid=3 /-]

Value	Label	Cases	Percentage
0	沒勾選	93	<div><div></div></div> 86.9%
1	有勾選	14	<div><div></div></div> 13.1%
9		3	

Warning: these figures indicate the number of cases found in the data file. They cannot be interpreted as summary statistics of the population of interest.

b2_2_14: 2.2貴機構在「產銷營業」的經營管理上所面臨的挑戰為何(14)其他(請說明)

Information	[Type= discrete] [Format=numeric] [Range= 0-1] [Missing=*/9]
Statistics [NW/ W]	[Valid=107 /-] [Invalid=3 /-]

b2_2_14: 2.2貴機構在「產銷營業」的經營管理上所面臨的挑戰為何(14)其他(請說明)

Value	Label	Cases	Percentage
0	沒勾選	106	<div><div></div></div> 99.1%
1	有勾選	1	<div><div></div></div> 0.9%
9		3	

Warning: these figures indicate the number of cases found in the data file. They cannot be interpreted as summary statistics of the population of interest.

b2_3: 2.3貴機構自成立「產銷營業」單位以來,在組織架構上有無改變?

Information	[Type= discrete] [Format=numeric] [Range= 1-2] [Missing=*/9]
Statistics [NW/ W]	[Valid=108 /-] [Invalid=2 /-]

Value	Label	Cases	Percentage
1	有	69	<div><div></div></div> 63.9%
2	沒有	39	<div><div></div></div> 36.1%
9		2	

Warning: these figures indicate the number of cases found in the data file. They cannot be interpreted as summary statistics of the population of interest.

b2_3_1_1: 2.3.1貴機構為因應「產銷營業」單位的設置,而在組織架構上作何改變(1)設立專責單位(如生產事業部、產銷委員會...)與組織中其他部門做出專業分工,並互相配合。

Information	[Type= discrete] [Format=numeric] [Range= 0-8] [Missing=*/9]
Statistics [NW/ W]	[Valid=108 /-] [Invalid=2 /-]

Value	Label	Cases	Percentage
0	沒勾選	29	<div><div></div></div> 26.9%
1	有勾選	40	<div><div></div></div> 37.0%
8	跳答	39	<div><div></div></div> 36.1%
9		2	

Warning: these figures indicate the number of cases found in the data file. They cannot be interpreted as summary statistics of the population of interest.

b2_3_1_2: 2.3.1貴機構為因應「產銷營業」單位的設置,而在組織架構上作何改變(2)並未成立專責單位,由機構的行政管理部門直接綜合規劃辦理。

Information	[Type= discrete] [Format=numeric] [Range= 0-8] [Missing=*/9]
Statistics [NW/ W]	[Valid=108 /-] [Invalid=2 /-]

Value	Label	Cases	Percentage
0	沒勾選	44	<div><div></div></div> 40.7%
1	有勾選	25	<div><div></div></div> 23.1%
8	跳答	39	<div><div></div></div> 36.1%
9		2	

Warning: these figures indicate the number of cases found in the data file. They cannot be interpreted as summary statistics of the population of interest.

b2_3_1_3: 2.3.1貴機構為因應「產銷營業」單位的設置,而在組織架構上作何改變(3)未成立專責單位,在董(理)事會下設類似「營業銷售輔導諮詢委員會」任務編組,協助行政管理部門規劃辦理營銷事務

Information	[Type= discrete] [Format=numeric] [Range= 0-8] [Missing=*/9]
Statistics [NW/ W]	[Valid=108 /-] [Invalid=2 /-]

Value	Label	Cases	Percentage
0	沒勾選	65	<div><div></div></div> 60.2%
1	有勾選	4	<div><div></div></div> 3.7%
8	跳答	39	<div><div></div></div> 36.1%
9		2	

Warning: these figures indicate the number of cases found in the data file. They cannot be interpreted as summary statistics of the population of interest.

b2_3_1_4: 2.3.1貴機構為因應「產銷營業」單位的設置,而在組織架構上作何改變(4)成立營利性質的「公司」,由其獨立負責該營業項目,再以盈收回饋母機構或贊助其他公益團體。

Information [Type= discrete] [Format=numeric] [Range= 0-8] [Missing=*/9]

Statistics [NW/ W] [Valid=108 /-] [Invalid=2 /-]

Value	Label	Cases	Percentage
0	沒勾選	58	53.7%
1	有勾選	11	10.2%
8	跳答	39	36.1%
9		2	

Warning: these figures indicate the number of cases found in the data file. They cannot be interpreted as summary statistics of the population of interest.

b2_3_1_5: 2.3.1貴機構為因應「產銷營業」單位的設置,而在組織架構上作何改變(5)其他(請說明)

Information [Type= discrete] [Format=numeric] [Range= 0-8] [Missing=*/9]

Statistics [NW/ W] [Valid=108 /-] [Invalid=2 /-]

Value	Label	Cases	Percentage
0	沒勾選	69	63.9%
1	有勾選	0	
8	跳答	39	36.1%
9		2	

Warning: these figures indicate the number of cases found in the data file. They cannot be interpreted as summary statistics of the population of interest.

b2_4_1_1: 2.4貴機構的決策與執行部門如何因應「產銷營業」而做出調整?2.4.1董(理)事會(1)董(理)事成員未因「產銷營業」單位的設立而進行調整

Information [Type= discrete] [Format=numeric] [Range= 0-1] [Missing=*/9]

Statistics [NW/ W] [Valid=102 /-] [Invalid=8 /-]

Value	Label	Cases	Percentage
0	沒勾選	25	24.5%
1	有勾選	77	75.5%
9		8	

Warning: these figures indicate the number of cases found in the data file. They cannot be interpreted as summary statistics of the population of interest.

b2_4_1_2: 2.4貴機構的決策與執行部門如何因應「產銷營業」而做出調整?2.4.1董(理)事會(2)擴大董(理)事會成員的人數規模

Information [Type= discrete] [Format=numeric] [Range= 0-1] [Missing=*/9]

Statistics [NW/ W] [Valid=102 /-] [Invalid=8 /-]

Value	Label	Cases	Percentage
0	沒勾選	98	96.1%
1	有勾選	4	3.9%
9		8	

Warning: these figures indicate the number of cases found in the data file. They cannot be interpreted as summary statistics of the population of interest.

b2_4_1_3: 2.4貴機構的決策與執行部門如何因應「產銷營業」而做出調整?2.4.1董(理)事會(3)提高擁有商業企管相關背景的董(理)事成員之人數比例

Information [Type= discrete] [Format=numeric] [Range= 0-1] [Missing=*/9]

Statistics [NW/ W] [Valid=102 /-] [Invalid=8 /-]

Value	Label	Cases	Percentage
0	沒勾選	94	92.2%
1	有勾選	8	7.8%

b2_4_1_3: 2.4貴機構的決策與執行部門如何因應「產銷營業」而做出調整?**2.4.1**董(理)事會**(3)**提高擁有商業企管相關背景的董(理)事成員之人數比例

Value	Label	Cases	Percentage
9		8	

Warning: these figures indicate the number of cases found in the data file. They cannot be interpreted as summary statistics of the population of interest.

b2_4_1_4: 2.4貴機構的決策與執行部門如何因應「產銷營業」而做出調整?**2.4.1**董(理)事會**(4)**提高擁有法律與公共行政等相關背景的董(理)事成員之人數比例

Information	[Type= discrete] [Format=numeric] [Range= 0-1] [Missing=*/9]
Statistics [NW/ W]	[Valid=102 /-] [Invalid=8 /-]

Value	Label	Cases	Percentage
0	沒勾選	96	94.1%
1	有勾選	6	5.9%
9		8	

Warning: these figures indicate the number of cases found in the data file. They cannot be interpreted as summary statistics of the population of interest.

b2_4_1_5: 2.4貴機構的決策與執行部門如何因應「產銷營業」而做出調整?**2.4.1**董(理)事會**(5)**提高擁有與產銷營業的產品或服務相關專業的董(理)事成員之人數比例

Information	[Type= discrete] [Format=numeric] [Range= 0-1] [Missing=*/9]
Statistics [NW/ W]	[Valid=102 /-] [Invalid=8 /-]

Value	Label	Cases	Percentage
0	沒勾選	92	90.2%
1	有勾選	10	9.8%
9		8	

Warning: these figures indicate the number of cases found in the data file. They cannot be interpreted as summary statistics of the population of interest.

b2_4_1_6: 2.4貴機構的決策與執行部門如何因應「產銷營業」而做出調整?**2.4.1**董(理)事會**(6)**指定董事一或數人專責督導產銷營業的業務發展

Information	[Type= discrete] [Format=numeric] [Range= 0-1] [Missing=*/9]
Statistics [NW/ W]	[Valid=102 /-] [Invalid=8 /-]

Value	Label	Cases	Percentage
0	沒勾選	78	76.5%
1	有勾選	24	23.5%
9		8	

Warning: these figures indicate the number of cases found in the data file. They cannot be interpreted as summary statistics of the population of interest.

b2_4_1_7: 2.4貴機構的決策與執行部門如何因應「產銷營業」而做出調整?**2.4.1**董(理)事會**(7)**其他(請說明)

Information	[Type= discrete] [Format=numeric] [Range= 0-1] [Missing=*/9]
Statistics [NW/ W]	[Valid=102 /-] [Invalid=8 /-]

Value	Label	Cases	Percentage
0	沒勾選	101	99.0%
1	有勾選	1	1.0%
9		8	

Warning: these figures indicate the number of cases found in the data file. They cannot be interpreted as summary statistics of the population of interest.

b2_4_2_1: 2.4貴機構的決策與執行部門如何因應「產銷營業」而做出調整?**2.4.2**執行長(總幹事、秘書長)**(1)**聘請具有商業企管相關背景的執行長(總幹事、秘書長)

Information	[Type= discrete] [Format=numeric] [Range= 0-1] [Missing=*/9]
Statistics [NW/ W]	[Valid=105 /-] [Invalid=5 /-]

b2_4_2_1: 2.4貴機構的決策與執行部門如何因應「產銷營業」而做出調整?2.4.2執行長(總幹事、秘書長)(1)聘請具有商業企管相關背景的執行長(總幹事、秘書長)

Value	Label	Cases	Percentage
0	沒勾選	87	<div><div></div></div> 82.9%
1	有勾選	18	<div><div></div></div> 17.1%
9		5	

Warning: these figures indicate the number of cases found in the data file. They cannot be interpreted as summary statistics of the population of interest.

b2_4_2_2: 2.4貴機構的決策與執行部門如何因應「產銷營業」而做出調整?2.4.2執行長(總幹事、秘書長)(2)增聘具有商業企管相關背景的副執行長(副總幹事、副秘書長),專責產銷營業的業務

Information	[Type= discrete] [Format=numeric] [Range= 0-1] [Missing=*/9]
Statistics [NW/ W]	[Valid=105 /-] [Invalid=5 /-]

Value	Label	Cases	Percentage
0	沒勾選	91	<div><div></div></div> 86.7%
1	有勾選	14	<div><div></div></div> 13.3%
9		5	

Warning: these figures indicate the number of cases found in the data file. They cannot be interpreted as summary statistics of the population of interest.

b2_4_2_3: 2.4貴機構的決策與執行部門如何因應「產銷營業」而做出調整?2.4.2執行長(總幹事、秘書長)(3)目前的執行長(總幹事、秘書長)並無商業企管、行銷與公關或與該營業專業相關背景的專長

Information	[Type= discrete] [Format=numeric] [Range= 0-1] [Missing=*/9]
Statistics [NW/ W]	[Valid=105 /-] [Invalid=5 /-]

Value	Label	Cases	Percentage
0	沒勾選	65	<div><div></div></div> 61.9%
1	有勾選	40	<div><div></div></div> 38.1%
9		5	

Warning: these figures indicate the number of cases found in the data file. They cannot be interpreted as summary statistics of the population of interest.

b2_4_2_4: 2.4貴機構的決策與執行部門如何因應「產銷營業」而做出調整?2.4.2執行長(總幹事、秘書長)(4)目前的執行長(總幹事、秘書長)無商業企管、行銷與公關或該營業專業專長,已利用空餘時間進修

Information	[Type= discrete] [Format=numeric] [Range= 0-1] [Missing=*/9]
Statistics [NW/ W]	[Valid=105 /-] [Invalid=5 /-]

Value	Label	Cases	Percentage
0	沒勾選	54	<div><div></div></div> 51.4%
1	有勾選	51	<div><div></div></div> 48.6%
9		5	

Warning: these figures indicate the number of cases found in the data file. They cannot be interpreted as summary statistics of the population of interest.

b2_4_2_5: 2.4貴機構的決策與執行部門如何因應「產銷營業」而做出調整?2.4.2執行長(總幹事、秘書長)(5)其他(請說明)

Information	[Type= discrete] [Format=numeric] [Range= 0-1] [Missing=*/9]
Statistics [NW/ W]	[Valid=105 /-] [Invalid=5 /-]

Value	Label	Cases	Percentage
0	沒勾選	103	<div><div></div></div> 98.1%
1	有勾選	2	<div><div></div></div> 1.9%
9		5	

Warning: these figures indicate the number of cases found in the data file. They cannot be interpreted as summary statistics of the population of interest.

b2_4_3_1: 2.4貴機構的決策與執行部門如何因應「產銷營業」而做出調整?**2.4.3**部門主管**(1)**聘請具有商業企管相關背景的部門主管

Information	[Type= discrete] [Format=numeric] [Range= 0-1] [Missing=*/9]
--------------------	--

Statistics [NW/ W]	[Valid=105 /-] [Invalid=5 /-]
---------------------------	-------------------------------

Value	Label	Cases	Percentage
0	沒勾選	81	<div></div> 77.1%
1	有勾選	24	<div></div> 22.9%
9		5	

Warning: these figures indicate the number of cases found in the data file. They cannot be interpreted as summary statistics of the population of interest.

b2_4_3_2: 2.4貴機構的決策與執行部門如何因應「產銷營業」而做出調整?**2.4.3**部門主管**(2)**聘請具有與該營業產品或服務專業相關背景的部門主管

Information	[Type= discrete] [Format=numeric] [Range= 0-1] [Missing=*/9]
Statistics [NW/ W]	[Valid=105 /-] [Invalid=5 /-]

Value	Label	Cases	Percentage
0	沒勾選	78	<div><div></div></div> 74.3%
1	有勾選	27	<div><div></div></div> 25.7%
9		5	

Warning: these figures indicate the number of cases found in the data file. They cannot be interpreted as summary statistics of the population of interest.

b2_4_3_3: 2.4貴機構的決策與執行部門如何因應「產銷營業」而做出調整?**2.4.3**部門主管**(3)**聘請具有行銷與公關專業背景的部門主管

Information	[Type= discrete] [Format=numeric] [Range= 0-1] [Missing=*/9]
Statistics [NW/ W]	[Valid=105 /-] [Invalid=5 /-]

Value	Label	Cases	Percentage
0	沒勾選	87	<div><div></div></div> 82.9%
1	有勾選	18	<div><div></div></div> 17.1%
9		5	

Warning: these figures indicate the number of cases found in the data file. They cannot be interpreted as summary statistics of the population of interest.

b2_4_3_4: 2.4貴機構的決策與執行部門如何因應「產銷營業」而做出調整?**2.4.3**部門主管**(4)**目前的部門主管並無商業企管、行銷公關或與該營業專業相關背景的專長

Information	[Type= discrete] [Format=numeric] [Range= 0-1] [Missing=*/9]
Statistics [NW/ W]	[Valid=105 /-] [Invalid=5 /-]

Value	Label	Cases	Percentage
0	沒勾選	76	<div><div></div></div> 72.4%
1	有勾選	29	<div><div></div></div> 27.6%
9		5	

Warning: these figures indicate the number of cases found in the data file. They cannot be interpreted as summary statistics of the population of interest.

b2_4_3_5: 2.4貴機構的決策與執行部門如何因應「產銷營業」而做出調整?**2.4.3**部門主管**(5)**目前的部門主管無商業企管、行銷與公關或與該營業專業相關背景的專長，已利用空餘時間進修相關的管理知識

Information	[Type= discrete] [Format=numeric] [Range= 0-1] [Missing=*/9]
Statistics [NW/ W]	[Valid=105 /-] [Invalid=5 /-]

Value	Label	Cases	Percentage
0	沒勾選	61	<div><div></div></div> 58.1%
1	有勾選	44	<div><div></div></div> 41.9%
9		5	

Warning: these figures indicate the number of cases found in the data file. They cannot be interpreted as summary statistics of the population of interest.

b2_4_3_6: 2.4貴機構的決策與執行部門如何因應「產銷營業」而做出調整?**2.4.3**部門主管**(6)**其他(請說明)

Information	[Type= discrete] [Format=numeric] [Range= 0-1] [Missing=*/9]
Statistics [NW/ W]	[Valid=104 /-] [Invalid=6 /-]

Value	Label	Cases	Percentage
0	沒勾選	101	<div><div></div></div> 97.1%
1	有勾選	3	<div><div></div></div> 2.9%
9		6	

Warning: these figures indicate the number of cases found in the data file. They cannot be interpreted as summary statistics of the population of interest.

# b2_5_1: 2.5貴機構「產銷營業」單位的聘用人力配置狀況?(1)專業經理人			
Information		[Type= continuous] [Format=numeric] [Range= 1-10] [Missing=*/9999]	
Statistics [NW/ W]		[Valid=75 /-] [Invalid=35 /-] [Mean=1.547 /-] [StdDev=1.464 /-]	
# b2_5_2: 2.5貴機構「產銷營業」單位的聘用人力配置狀況?(2)就(職)業輔導員			
Information		[Type= continuous] [Format=numeric] [Range= 1-35] [Missing=*/9999]	
Statistics [NW/ W]		[Valid=55 /-] [Invalid=55 /-] [Mean=4.945 /-] [StdDev=7.009 /-]	
# b2_5_3: 2.5貴機構「產銷營業」單位的聘用人力配置狀況?(3)技術人員			
Information		[Type= continuous] [Format=numeric] [Range= 1-180] [Missing=*/9999]	
Statistics [NW/ W]		[Valid=73 /-] [Invalid=37 /-] [Mean=8.562 /-] [StdDev=23.518 /-]	
# b2_5_4: 2.5貴機構「產銷營業」單位的聘用人力配置狀況?(4)社工人員			
Information		[Type= continuous] [Format=numeric] [Range= 1-12] [Missing=*/9999]	
Statistics [NW/ W]		[Valid=41 /-] [Invalid=69 /-] [Mean=2.951 /-] [StdDev=3.361 /-]	
# b2_5_5: 2.5貴機構「產銷營業」單位的聘用人力配置狀況?(5)公關推廣人員			
Information		[Type= continuous] [Format=numeric] [Range= 1-21] [Missing=*/9999]	
Statistics [NW/ W]		[Valid=35 /-] [Invalid=75 /-] [Mean=3.314 /-] [StdDev=4.364 /-]	
# b2_5_6: 2.5貴機構「產銷營業」單位的聘用人力配置狀況?(6)一般行政人員			
Information		[Type= continuous] [Format=numeric] [Range= 1-20] [Missing=*/9999]	
Statistics [NW/ W]		[Valid=63 /-] [Invalid=47 /-] [Mean=2.794 /-] [StdDev=3.432 /-]	
# b2_5_7: 2.5貴機構「產銷營業」單位的聘用人力配置狀況?(7)照顧服務人員			
Information		[Type= continuous] [Format=numeric] [Range= 1-170] [Missing=*/9999]	
Statistics [NW/ W]		[Valid=26 /-] [Invalid=84 /-] [Mean=13.385 /-] [StdDev=34.483 /-]	
# b2_5_8: 2.5貴機構「產銷營業」單位的聘用人力配置狀況?(8)其他(請說明)			
Information		[Type= continuous] [Format=numeric] [Range= 1-1] [Missing=*/9999]	
Statistics [NW/ W]		[Valid=2 /-] [Invalid=108 /-] [Mean=1 /-] [StdDev=0 /-]	
# b2_5: 2.5貴機構「產銷營業」單位的聘用人力配置狀況?人力配置總數			
Information		[Type= continuous] [Format=numeric] [Range= 1-258] [Missing=*/9999]	
Statistics [NW/ W]		[Valid=110 /-] [Invalid=0 /-] [Mean=16.591 /-] [StdDev=36.296 /-]	
# b2_6_1: 2.6貴機構「產銷營業」單位目前急需要的專業人力為何?(1)具備商業管理相關背景			
Information		[Type= discrete] [Format=numeric] [Range= 0-1] [Missing=*/9]	
Statistics [NW/ W]		[Valid=109 /-] [Invalid=1 /-]	
Value	Label	Cases	Percentage
0	沒勾選	63	57.8%
1	有勾選	46	42.2%
9		1	
Warning: these figures indicate the number of cases found in the data file. They cannot be interpreted as summary statistics of the population of interest.			
# b2_6_2: 2.6貴機構「產銷營業」單位目前急需要的專業人力為何?(2)具備產品製作、設計與研發能力			
Information		[Type= discrete] [Format=numeric] [Range= 0-1] [Missing=*/9]	
Statistics [NW/ W]		[Valid=109 /-] [Invalid=1 /-]	
Value	Label	Cases	Percentage
0	沒勾選	45	41.3%

b2_6_2: 2.6貴機構「產銷營業」單位目前急需要的專業人力為何?(2)具備產品製作、設計與研發能力

Value	Label	Cases	Percentage
1	有勾選	64	<div><div></div></div> 58.7%
9		1	

Warning: these figures indicate the number of cases found in the data file. They cannot be interpreted as summary statistics of the population of interest.

b2_6_3: 2.6貴機構「產銷營業」單位目前急需要的專業人力為何?(3)社工專業

Information	[Type= discrete] [Format=numeric] [Range= 0-1] [Missing=*/9]
Statistics [NW/ W]	[Valid=109 /-] [Invalid=1 /-]

Value	Label	Cases	Percentage
0	沒勾選	95	<div><div></div></div> 87.2%
1	有勾選	14	<div><div></div></div> 12.8%
9		1	

Warning: these figures indicate the number of cases found in the data file. They cannot be interpreted as summary statistics of the population of interest.

b2_6_4: 2.6貴機構「產銷營業」單位目前急需要的專業人力為何?(4)就業輔導

Information	[Type= discrete] [Format=numeric] [Range= 0-1] [Missing=*/9]
Statistics [NW/ W]	[Valid=109 /-] [Invalid=1 /-]

Value	Label	Cases	Percentage
0	沒勾選	92	<div><div></div></div> 84.4%
1	有勾選	17	<div><div></div></div> 15.6%
9		1	

Warning: these figures indicate the number of cases found in the data file. They cannot be interpreted as summary statistics of the population of interest.

b2_6_5: 2.6貴機構「產銷營業」單位目前急需要的專業人力為何?(5)照顧服務

Information	[Type= discrete] [Format=numeric] [Range= 0-1] [Missing=*/9]
Statistics [NW/ W]	[Valid=109 /-] [Invalid=1 /-]

Value	Label	Cases	Percentage
0	沒勾選	104	<div><div></div></div> 95.4%
1	有勾選	5	<div><div></div></div> 4.6%
9		1	

Warning: these figures indicate the number of cases found in the data file. They cannot be interpreted as summary statistics of the population of interest.

b2_6_6: 2.6貴機構「產銷營業」單位目前急需要的專業人力為何?(6)法律

Information	[Type= discrete] [Format=numeric] [Range= 0-1] [Missing=*/9]
Statistics [NW/ W]	[Valid=109 /-] [Invalid=1 /-]

Value	Label	Cases	Percentage
0	沒勾選	105	<div><div></div></div> 96.3%
1	有勾選	4	<div><div></div></div> 3.7%
9		1	

Warning: these figures indicate the number of cases found in the data file. They cannot be interpreted as summary statistics of the population of interest.

b2_6_7: 2.6貴機構「產銷營業」單位目前急需要的專業人力為何?(7)財務會計

Information	[Type= discrete] [Format=numeric] [Range= 0-1] [Missing=*/9]
Statistics [NW/ W]	[Valid=109 /-] [Invalid=1 /-]

Value	Label	Cases	Percentage
0	沒勾選	90	<div><div></div></div> 82.6%
1	有勾選	19	<div><div></div></div> 17.4%

# b2_6_7: 2.6貴機構「產銷營業」單位目前急需要的專業人力為何?(7)財務會計			
Value	Label	Cases	Percentage
9		1	
Warning: these figures indicate the number of cases found in the data file. They cannot be interpreted as summary statistics of the population of interest.			
# b2_6_8: 2.6貴機構「產銷營業」單位目前急需要的專業人力為何?(8)公關與行銷			
Information	[Type= discrete] [Format=numeric] [Range= 0-1] [Missing=*/9]		
Statistics [NW/ W]	[Valid=109 /-] [Invalid=1 /-]		
Value	Label	Cases	Percentage
0	沒勾選	60	55.0%
1	有勾選	49	45.0%
9		1	
Warning: these figures indicate the number of cases found in the data file. They cannot be interpreted as summary statistics of the population of interest.			
# b2_6_9: 2.6貴機構「產銷營業」單位目前急需要的專業人力為何?(9)其他(請說明)			
Information	[Type= discrete] [Format=numeric] [Range= 0-1] [Missing=*/9]		
Statistics [NW/ W]	[Valid=109 /-] [Invalid=1 /-]		
Value	Label	Cases	Percentage
0	沒勾選	107	98.2%
1	有勾選	2	1.8%
9		1	
Warning: these figures indicate the number of cases found in the data file. They cannot be interpreted as summary statistics of the population of interest.			
# b2_7_1: 2.7貴機構「銷貨營業」聘用全職人員的薪資福利與一般市場薪資福利水準的比較?1.技術人員			
Information	[Type= continuous] [Format=numeric] [Range= 1-8] [Missing=*/9]		
Statistics [NW/ W]	[Valid=71 /-] [Invalid=39 /-]		
Value	Label	Cases	Percentage
1	低於一般市場薪資福利水準	16	22.5%
2	類同一般市場薪資福利水準	50	70.4%
3	高於一般市場薪資福利水準	5	7.0%
8	跳答	0	
Warning: these figures indicate the number of cases found in the data file. They cannot be interpreted as summary statistics of the population of interest.			
# b2_7_2: 2.7貴機構「銷貨營業」聘用全職人員的薪資福利與一般市場薪資福利水準的比較?2.專業經理人			
Information	[Type= continuous] [Format=numeric] [Range= 1-8] [Missing=*/9]		
Statistics [NW/ W]	[Valid=72 /-] [Invalid=38 /-]		
Value	Label	Cases	Percentage
1	低於一般市場薪資福利水準	23	31.9%
2	類同一般市場薪資福利水準	42	58.3%
3	高於一般市場薪資福利水準	7	9.7%
8	跳答	0	
Warning: these figures indicate the number of cases found in the data file. They cannot be interpreted as summary statistics of the population of interest.			
# b2_7_3: 2.7貴機構「銷貨營業」聘用全職人員的薪資福利與一般市場薪資福利水準的比較?3.就(職)業輔導員			
Information	[Type= continuous] [Format=numeric] [Range= 1-8] [Missing=*/9]		
Statistics [NW/ W]	[Valid=51 /-] [Invalid=59 /-]		
Value	Label	Cases	Percentage
1	低於一般市場薪資福利水準	7	13.7%

# b2_7_3: 2.7貴機構「銷貨營業」聘用全職人員的薪資福利與一般市場薪資福利水準的比較?3.就(職)業輔導員			
Value	Label	Cases	Percentage
2	類同一般市場薪資福利水準	40	<div><div></div></div> 78.4%
3	高於一般市場薪資福利水準	4	<div><div></div></div> 7.8%
8	跳答	0	
Warning: these figures indicate the number of cases found in the data file. They cannot be interpreted as summary statistics of the population of interest.			
# b2_7_4: 2.7貴機構「銷貨營業」聘用全職人員的薪資福利與一般市場薪資福利水準的比較?4.社工人員			
Information	[Type= continuous] [Format=numeric] [Range= 1-8] [Missing=*/9]		
Statistics [NW/ W]	[Valid=41 /-] [Invalid=69 /-]		
Value	Label	Cases	Percentage
1	低於一般市場薪資福利水準	7	<div><div></div></div> 17.1%
2	類同一般市場薪資福利水準	31	<div><div></div></div> 75.6%
3	高於一般市場薪資福利水準	3	<div><div></div></div> 7.3%
8	跳答	0	
Warning: these figures indicate the number of cases found in the data file. They cannot be interpreted as summary statistics of the population of interest.			
# b2_7_5: 2.7貴機構「銷貨營業」聘用全職人員的薪資福利與一般市場薪資福利水準的比較?5.公關推廣人員			
Information	[Type= continuous] [Format=numeric] [Range= 1-8] [Missing=*/9]		
Statistics [NW/ W]	[Valid=34 /-] [Invalid=76 /-]		
Value	Label	Cases	Percentage
1	低於一般市場薪資福利水準	7	<div><div></div></div> 20.6%
2	類同一般市場薪資福利水準	25	<div><div></div></div> 73.5%
3	高於一般市場薪資福利水準	2	<div><div></div></div> 5.9%
8	跳答	0	
Warning: these figures indicate the number of cases found in the data file. They cannot be interpreted as summary statistics of the population of interest.			
# b2_7_6: 2.7貴機構「銷貨營業」聘用全職人員的薪資福利與一般市場薪資福利水準的比較?6.照顧服務人員			
Information	[Type= continuous] [Format=numeric] [Range= 1-8] [Missing=*/9]		
Statistics [NW/ W]	[Valid=26 /-] [Invalid=84 /-]		
Value	Label	Cases	Percentage
1	低於一般市場薪資福利水準	5	<div><div></div></div> 19.2%
2	類同一般市場薪資福利水準	21	<div><div></div></div> 80.8%
3	高於一般市場薪資福利水準	0	
8	跳答	0	
Warning: these figures indicate the number of cases found in the data file. They cannot be interpreted as summary statistics of the population of interest.			
# b2_7_7: 2.7貴機構「銷貨營業」聘用全職人員的薪資福利與一般市場薪資福利水準的比較?7.一般行政人員			
Information	[Type= continuous] [Format=numeric] [Range= 1-8] [Missing=*/9]		
Statistics [NW/ W]	[Valid=62 /-] [Invalid=48 /-]		
Value	Label	Cases	Percentage
1	低於一般市場薪資福利水準	6	<div><div></div></div> 9.7%
2	類同一般市場薪資福利水準	55	<div><div></div></div> 88.7%
3	高於一般市場薪資福利水準	1	<div><div></div></div> 1.6%
8	跳答	0	
Warning: these figures indicate the number of cases found in the data file. They cannot be interpreted as summary statistics of the population of interest.			
# b2_8_1: 2.8貴機構對於「產銷營業」單位員工之獎勵機制為何?(1)沒有規劃,按一般薪資給付			
Information	[Type= discrete] [Format=numeric] [Range= 0-1] [Missing=*/9]		

# b2_8_1: 2.8貴機構對於「產銷營業」單位員工之獎勵機制為何?(1)沒有規劃,按一般薪資給付			
Statistics [NW/ W]	[Valid=110 /-] [Invalid=0 /-]		
Value	Label	Cases	Percentage
0	沒勾選	62	<div><div></div></div> 56.4%
1	有勾選	48	<div><div></div></div> 43.6%
Warning: these figures indicate the number of cases found in the data file. They cannot be interpreted as summary statistics of the population of interest.			
# b2_8_2: 2.8貴機構對於「產銷營業」單位員工之獎勵機制為何?(2)績效獎金			
Information	[Type= discrete] [Format=numeric] [Range= 0-1] [Missing=*/9]		
Statistics [NW/ W]	[Valid=110 /-] [Invalid=0 /-]		
Value	Label	Cases	Percentage
0	沒勾選	49	<div><div></div></div> 44.5%
1	有勾選	61	<div><div></div></div> 55.5%
Warning: these figures indicate the number of cases found in the data file. They cannot be interpreted as summary statistics of the population of interest.			
# b2_8_3: 2.8貴機構對於「產銷營業」單位員工之獎勵機制為何?(3)員工旅遊			
Information	[Type= discrete] [Format=numeric] [Range= 0-1] [Missing=*/9]		
Statistics [NW/ W]	[Valid=110 /-] [Invalid=0 /-]		
Value	Label	Cases	Percentage
0	沒勾選	65	<div><div></div></div> 59.1%
1	有勾選	45	<div><div></div></div> 40.9%
Warning: these figures indicate the number of cases found in the data file. They cannot be interpreted as summary statistics of the population of interest.			
# b2_8_4: 2.8貴機構對於「產銷營業」單位員工之獎勵機制為何?(4)營業產品購買之優惠			
Information	[Type= discrete] [Format=numeric] [Range= 0-1] [Missing=*/9]		
Statistics [NW/ W]	[Valid=110 /-] [Invalid=0 /-]		
Value	Label	Cases	Percentage
0	沒勾選	75	<div><div></div></div> 68.2%
1	有勾選	35	<div><div></div></div> 31.8%
Warning: these figures indicate the number of cases found in the data file. They cannot be interpreted as summary statistics of the population of interest.			
# b2_8_5: 2.8貴機構對於「產銷營業」單位員工之獎勵機制為何?(5)按年度營收分紅			
Information	[Type= discrete] [Format=numeric] [Range= 0-1] [Missing=*/9]		
Statistics [NW/ W]	[Valid=110 /-] [Invalid=0 /-]		
Value	Label	Cases	Percentage
0	沒勾選	95	<div><div></div></div> 86.4%
1	有勾選	15	<div><div></div></div> 13.6%
Warning: these figures indicate the number of cases found in the data file. They cannot be interpreted as summary statistics of the population of interest.			
# b2_8_6: 2.8貴機構對於「產銷營業」單位員工之獎勵機制為何?(6)其他(請說明)			
Information	[Type= discrete] [Format=numeric] [Range= 0-1] [Missing=*/9]		
Statistics [NW/ W]	[Valid=110 /-] [Invalid=0 /-]		
Value	Label	Cases	Percentage
0	沒勾選	106	<div><div></div></div> 96.4%
1	有勾選	4	<div><div></div></div> 3.6%
Warning: these figures indicate the number of cases found in the data file. They cannot be interpreted as summary statistics of the population of interest.			
# c3_1_1: 3.1貴機構「產銷營業」單位的政府主管機關為?(1)勞政部門			
Information	[Type= discrete] [Format=numeric] [Range= 0-1] [Missing=*/9]		

# c3_1_1: 3.1貴機構「產銷營業」單位的政府主管機關為?(1)勞政部門			
Statistics [NW/ W]		[Valid=110 /-] [Invalid=0 /-]	
Value	Label	Cases	Percentage
0	沒勾選	40	<div></div> 36.4%
1	有勾選	70	<div></div> 63.6%
Warning: these figures indicate the number of cases found in the data file. They cannot be interpreted as summary statistics of the population of interest.			
# c3_1_2: 3.1貴機構「產銷營業」單位的政府主管機關為?(2)社政部門			
Information		[Type= discrete] [Format=numeric] [Range= 0-1] [Missing=*/9]	
Statistics [NW/ W]		[Valid=110 /-] [Invalid=0 /-]	
Value	Label	Cases	Percentage
0	沒勾選	75	<div></div> 68.2%
1	有勾選	35	<div></div> 31.8%
Warning: these figures indicate the number of cases found in the data file. They cannot be interpreted as summary statistics of the population of interest.			
# c3_1_3: 3.1貴機構「產銷營業」單位的政府主管機關為?(3)衛政部門			
Information		[Type= discrete] [Format=numeric] [Range= 0-1] [Missing=*/9]	
Statistics [NW/ W]		[Valid=110 /-] [Invalid=0 /-]	
Value	Label	Cases	Percentage
0	沒勾選	107	<div></div> 97.3%
1	有勾選	3	<div></div> 2.7%
Warning: these figures indicate the number of cases found in the data file. They cannot be interpreted as summary statistics of the population of interest.			
# c3_1_4: 3.1貴機構「產銷營業」單位的政府主管機關為?(4)農政部門			
Information		[Type= discrete] [Format=numeric] [Range= 0-1] [Missing=*/9]	
Statistics [NW/ W]		[Valid=110 /-] [Invalid=0 /-]	
Value	Label	Cases	Percentage
0	沒勾選	100	<div></div> 90.9%
1	有勾選	10	<div></div> 9.1%
Warning: these figures indicate the number of cases found in the data file. They cannot be interpreted as summary statistics of the population of interest.			
# c3_1_5: 3.1貴機構「產銷營業」單位的政府主管機關為?(5)文化部門			
Information		[Type= discrete] [Format=numeric] [Range= 0-1] [Missing=*/9]	
Statistics [NW/ W]		[Valid=110 /-] [Invalid=0 /-]	
Value	Label	Cases	Percentage
0	沒勾選	102	<div></div> 92.7%
1	有勾選	8	<div></div> 7.3%
Warning: these figures indicate the number of cases found in the data file. They cannot be interpreted as summary statistics of the population of interest.			
# c3_1_6: 3.1貴機構「產銷營業」單位的政府主管機關為?(6)教育部門			
Information		[Type= discrete] [Format=numeric] [Range= 0-1] [Missing=*/9]	
Statistics [NW/ W]		[Valid=110 /-] [Invalid=0 /-]	
Value	Label	Cases	Percentage
0	沒勾選	104	<div></div> 94.5%
1	有勾選	6	<div></div> 5.5%
Warning: these figures indicate the number of cases found in the data file. They cannot be interpreted as summary statistics of the population of interest.			
# c3_1_7: 3.1貴機構「產銷營業」單位的政府主管機關為?(7)經濟部門			
Information		[Type= discrete] [Format=numeric] [Range= 0-1] [Missing=*/9]	

# c3_1_7: 3.1貴機構「產銷營業」單位的政府主管機關為?(7)經濟部門			
Statistics [NW/ W]		[Valid=110 /-] [Invalid=0 /-]	
Value	Label	Cases	Percentage
0	沒勾選	105	<div><div></div></div> 95.5%
1	有勾選	5	<div><div></div></div> 4.5%
Warning: these figures indicate the number of cases found in the data file. They cannot be interpreted as summary statistics of the population of interest.			
# c3_1_8: 3.1貴機構「產銷營業」單位的政府主管機關為?(8)環境保護部門			
Information		[Type= discrete] [Format=numeric] [Range= 0-1] [Missing=*/9]	
Statistics [NW/ W]		[Valid=110 /-] [Invalid=0 /-]	
Value	Label	Cases	Percentage
0	沒勾選	109	<div><div></div></div> 99.1%
1	有勾選	1	<div><div></div></div> 0.9%
Warning: these figures indicate the number of cases found in the data file. They cannot be interpreted as summary statistics of the population of interest.			
# c3_1_9: 3.1貴機構「產銷營業」單位的政府主管機關為?(9)地方政府			
Information		[Type= discrete] [Format=numeric] [Range= 0-1] [Missing=*/9]	
Statistics [NW/ W]		[Valid=110 /-] [Invalid=0 /-]	
Value	Label	Cases	Percentage
0	沒勾選	84	<div><div></div></div> 76.4%
1	有勾選	26	<div><div></div></div> 23.6%
Warning: these figures indicate the number of cases found in the data file. They cannot be interpreted as summary statistics of the population of interest.			
# c3_1_10: 3.1貴機構「產銷營業」單位的政府主管機關為?(10)不清楚			
Information		[Type= discrete] [Format=numeric] [Range= 0-1] [Missing=*/9]	
Statistics [NW/ W]		[Valid=110 /-] [Invalid=0 /-]	
Value	Label	Cases	Percentage
0	沒勾選	109	<div><div></div></div> 99.1%
1	有勾選	1	<div><div></div></div> 0.9%
Warning: these figures indicate the number of cases found in the data file. They cannot be interpreted as summary statistics of the population of interest.			
# c3_1_11: 3.1貴機構「產銷營業」單位的政府主管機關為?(11)其他(請說明)			
Information		[Type= discrete] [Format=numeric] [Range= 0-1] [Missing=*/9]	
Statistics [NW/ W]		[Valid=110 /-] [Invalid=0 /-]	
Value	Label	Cases	Percentage
0	沒勾選	109	<div><div></div></div> 99.1%
1	有勾選	1	<div><div></div></div> 0.9%
Warning: these figures indicate the number of cases found in the data file. They cannot be interpreted as summary statistics of the population of interest.			
# c3_2_1: 3.2您認為目前政府對於貴機構之「產銷營業」有何「助力」?(1)政府提供人員聘僱經費補助			
Information		[Type= discrete] [Format=numeric] [Range= 0-1] [Missing=*/9]	
Statistics [NW/ W]		[Valid=110 /-] [Invalid=0 /-]	
Value	Label	Cases	Percentage
0	沒勾選	28	<div><div></div></div> 25.5%
1	有勾選	82	<div><div></div></div> 74.5%
Warning: these figures indicate the number of cases found in the data file. They cannot be interpreted as summary statistics of the population of interest.			

c3_2_2: 3.2 您認為目前政府對於貴機構之「產銷營業」有何「助力」?(2) 政府提供房屋、設施與設備等硬體經費補助

Information	[Type= discrete] [Format=numeric] [Range= 0-1] [Missing=*/9]
Statistics [NW/ W]	[Valid=110 /-] [Invalid=0 /-]

Value	Label	Cases	Percentage
0	沒勾選	70	63.6%
1	有勾選	40	36.4%

Warning: these figures indicate the number of cases found in the data file. They cannot be interpreted as summary statistics of the population of interest.

c3_2_3: 3.2 您認為目前政府對於貴機構之「產銷營業」有何「助力」?(3) 政府提供相關經營管理與訓練經費補助

Information	[Type= discrete] [Format=numeric] [Range= 0-1] [Missing=*/9]
Statistics [NW/ W]	[Valid=110 /-] [Invalid=0 /-]

Value	Label	Cases	Percentage
0	沒勾選	69	62.7%
1	有勾選	41	37.3%

Warning: these figures indicate the number of cases found in the data file. They cannot be interpreted as summary statistics of the population of interest.

c3_2_4: 3.2 您認為目前政府對於貴機構之「產銷營業」有何「助力」?(4) 政府提供優惠或無償的土地房屋等地上物予機構使用

Information	[Type= discrete] [Format=numeric] [Range= 0-1] [Missing=*/9]
Statistics [NW/ W]	[Valid=110 /-] [Invalid=0 /-]

Value	Label	Cases	Percentage
0	沒勾選	97	88.2%
1	有勾選	13	11.8%

Warning: these figures indicate the number of cases found in the data file. They cannot be interpreted as summary statistics of the population of interest.

c3_2_5: 3.2 您認為目前政府對於貴機構之「產銷營業」有何「助力」?(5) 政府提供相當於市價的有償之土地房屋等地上物予機構使用

Information	[Type= discrete] [Format=numeric] [Range= 0-1] [Missing=*/9]
Statistics [NW/ W]	[Valid=110 /-] [Invalid=0 /-]

Value	Label	Cases	Percentage
0	沒勾選	108	98.2%
1	有勾選	2	1.8%

Warning: these figures indicate the number of cases found in the data file. They cannot be interpreted as summary statistics of the population of interest.

c3_2_6: 3.2 您認為目前政府對於貴機構之「產銷營業」有何「助力」?(6) 政府直接購買產品或服務

Information	[Type= discrete] [Format=numeric] [Range= 0-1] [Missing=*/9]
Statistics [NW/ W]	[Valid=110 /-] [Invalid=0 /-]

Value	Label	Cases	Percentage
0	沒勾選	77	70.0%
1	有勾選	33	30.0%

Warning: these figures indicate the number of cases found in the data file. They cannot be interpreted as summary statistics of the population of interest.

c3_2_7: 3.2 您認為目前政府對於貴機構之「產銷營業」有何「助力」?(7) 機關首長為產品代言或協助行銷

Information	[Type= discrete] [Format=numeric] [Range= 0-1] [Missing=*/9]
Statistics [NW/ W]	[Valid=110 /-] [Invalid=0 /-]

Value	Label	Cases	Percentage
0	沒勾選	95	86.4%
1	有勾選	15	13.6%

Warning: these figures indicate the number of cases found in the data file. They cannot be interpreted as summary statistics of the population of interest.

c3_2_8: 3.2 您認為目前政府對於貴機構之「產銷營業」有何「助力」?(8) 政府直接提供訪視、輔導、訓練等服務

Information	[Type= discrete] [Format=numeric] [Range= 0-1] [Missing=*/9]
Statistics [NW/ W]	[Valid=110 /-] [Invalid=0 /-]

Value	Label	Cases	Percentage
0	沒勾選	74	67.3%
1	有勾選	36	32.7%

Warning: these figures indicate the number of cases found in the data file. They cannot be interpreted as summary statistics of the population of interest.

c3_2_9: 3.2 您認為目前政府對於貴機構之「產銷營業」有何「助力」?(9) 政府委託專業企管顧問或相關之單位提供訪視、輔導、訓練等服務

Information	[Type= discrete] [Format=numeric] [Range= 0-1] [Missing=*/9]
Statistics [NW/ W]	[Valid=110 /-] [Invalid=0 /-]

Value	Label	Cases	Percentage
0	沒勾選	74	67.3%

c3_2_9: 3.2您認為目前政府對於貴機構之「產銷營業」有何「助力」?(9)政府委託專業企管顧問或相關之單位提供訪視、輔導、訓練等服務

Value	Label	Cases	Percentage
1	有勾選	36	32.7%

Warning: these figures indicate the number of cases found in the data file. They cannot be interpreted as summary statistics of the population of interest.

c3_2_10: 3.2您認為目前政府對於貴機構之「產銷營業」有何「助力」?(10)政府提供健全之法規環境

Information	[Type= discrete] [Format=numeric] [Range= 0-1] [Missing=*/9]
Statistics [NW/ W]	[Valid=110 /-] [Invalid=0 /-]

Value	Label	Cases	Percentage
0	沒勾選	101	91.8%
1	有勾選	9	8.2%

Warning: these figures indicate the number of cases found in the data file. They cannot be interpreted as summary statistics of the population of interest.

c3_2_11: 3.2您認為目前政府對於貴機構之「產銷營業」有何「助力」?(11)政府設立相關的網站,整合行銷資訊

Information	[Type= discrete] [Format=numeric] [Range= 0-1] [Missing=*/9]
Statistics [NW/ W]	[Valid=110 /-] [Invalid=0 /-]

Value	Label	Cases	Percentage
0	沒勾選	75	68.2%
1	有勾選	35	31.8%

Warning: these figures indicate the number of cases found in the data file. They cannot be interpreted as summary statistics of the population of interest.

c3_2_12: 3.2您認為目前政府對於貴機構之「產銷營業」有何「助力」?(12)沒有任何助力

Information	[Type= discrete] [Format=numeric] [Range= 0-1] [Missing=*/9]
Statistics [NW/ W]	[Valid=110 /-] [Invalid=0 /-]

Value	Label	Cases	Percentage
0	沒勾選	105	95.5%
1	有勾選	5	4.5%

Warning: these figures indicate the number of cases found in the data file. They cannot be interpreted as summary statistics of the population of interest.

c3_2_13: 3.2您認為目前政府對於貴機構之「產銷營業」有何「助力」?(13)其他(請說明)

Information	[Type= discrete] [Format=numeric] [Range= 0-1] [Missing=*/9]
Statistics [NW/ W]	[Valid=110 /-] [Invalid=0 /-]

Value	Label	Cases	Percentage
0	沒勾選	109	99.1%
1	有勾選	1	0.9%

Warning: these figures indicate the number of cases found in the data file. They cannot be interpreted as summary statistics of the population of interest.

c3_3_1: 3.3貴機構發展「產銷營業」迄今曾獲得哪些政府單位的相關協助(1)勞委會(如職訓局)

Information	[Type= discrete] [Format=numeric] [Range= 0-1] [Missing=*/9]
Statistics [NW/ W]	[Valid=110 /-] [Invalid=0 /-]

Value	Label	Cases	Percentage
0	沒勾選	22	20.0%
1	有勾選	88	80.0%

Warning: these figures indicate the number of cases found in the data file. They cannot be interpreted as summary statistics of the population of interest.

c3_3_2: 3.3貴機構發展「產銷營業」迄今曾獲得哪些政府單位的相關協助(2)內政部(如社會司)

Information	[Type= discrete] [Format=numeric] [Range= 0-1] [Missing=*/9]
Statistics [NW/ W]	[Valid=110 /-] [Invalid=0 /-]

# c3_3_2: 3.3貴機構發展「產銷營業」迄今曾獲得哪些政府單位的相關協助(2)內政部(如社會司)			
Value	Label	Cases	Percentage
0	沒勾選	78	<div><div></div></div> 70.9%
1	有勾選	32	<div><div></div></div> 29.1%
Warning: these figures indicate the number of cases found in the data file. They cannot be interpreted as summary statistics of the population of interest.			
# c3_3_3: 3.3貴機構發展「產銷營業」迄今曾獲得哪些政府單位的相關協助(3)經濟部(如中小企業處)			
Information	[Type= discrete] [Format=numeric] [Range= 0-1] [Missing=*/9]		
Statistics [NW/ W]	[Valid=110 /-] [Invalid=0 /-]		
Value	Label	Cases	Percentage
0	沒勾選	99	<div><div></div></div> 90.0%
1	有勾選	11	<div><div></div></div> 10.0%
Warning: these figures indicate the number of cases found in the data file. They cannot be interpreted as summary statistics of the population of interest.			
# c3_3_4: 3.3貴機構發展「產銷營業」迄今曾獲得哪些政府單位的相關協助(4)農委會			
Information	[Type= discrete] [Format=numeric] [Range= 0-1] [Missing=*/9]		
Statistics [NW/ W]	[Valid=110 /-] [Invalid=0 /-]		
Value	Label	Cases	Percentage
0	沒勾選	91	<div><div></div></div> 82.7%
1	有勾選	19	<div><div></div></div> 17.3%
Warning: these figures indicate the number of cases found in the data file. They cannot be interpreted as summary statistics of the population of interest.			
# c3_3_5: 3.3貴機構發展「產銷營業」迄今曾獲得哪些政府單位的相關協助(5)文化部(之前為『文建會』)			
Information	[Type= discrete] [Format=numeric] [Range= 0-1] [Missing=*/9]		
Statistics [NW/ W]	[Valid=110 /-] [Invalid=0 /-]		
Value	Label	Cases	Percentage
0	沒勾選	100	<div><div></div></div> 90.9%
1	有勾選	10	<div><div></div></div> 9.1%
Warning: these figures indicate the number of cases found in the data file. They cannot be interpreted as summary statistics of the population of interest.			
# c3_3_6: 3.3貴機構發展「產銷營業」迄今曾獲得哪些政府單位的相關協助(6)客委會			
Information	[Type= discrete] [Format=numeric] [Range= 0-1] [Missing=*/9]		
Statistics [NW/ W]	[Valid=110 /-] [Invalid=0 /-]		
Value	Label	Cases	Percentage
0	沒勾選	103	<div><div></div></div> 93.6%
1	有勾選	7	<div><div></div></div> 6.4%
Warning: these figures indicate the number of cases found in the data file. They cannot be interpreted as summary statistics of the population of interest.			
# c3_3_7: 3.3貴機構發展「產銷營業」迄今曾獲得哪些政府單位的相關協助(7)原民會			
Information	[Type= discrete] [Format=numeric] [Range= 0-1] [Missing=*/9]		
Statistics [NW/ W]	[Valid=110 /-] [Invalid=0 /-]		
Value	Label	Cases	Percentage
0	沒勾選	103	<div><div></div></div> 93.6%
1	有勾選	7	<div><div></div></div> 6.4%
Warning: these figures indicate the number of cases found in the data file. They cannot be interpreted as summary statistics of the population of interest.			
# c3_3_8: 3.3貴機構發展「產銷營業」迄今曾獲得哪些政府單位的相關協助(8)環保署			
Information	[Type= discrete] [Format=numeric] [Range= 0-1] [Missing=*/9]		
Statistics [NW/ W]	[Valid=110 /-] [Invalid=0 /-]		

# c3_3_8: 3.3貴機構發展「產銷營業」迄今曾獲得哪些政府單位的相關協助(8)環保署			
Value	Label	Cases	Percentage
0	沒勾選	105	<div><div></div></div> 95.5%
1	有勾選	5	<div><div></div></div> 4.5%
Warning: these figures indicate the number of cases found in the data file. They cannot be interpreted as summary statistics of the population of interest.			
# c3_3_9: 3.3貴機構發展「產銷營業」迄今曾獲得哪些政府單位的相關協助(9)青輔會			
Information	[Type= discrete] [Format=numeric] [Range= 0-1] [Missing=*/9]		
Statistics [NW/ W]	[Valid=110 /-] [Invalid=0 /-]		
Value	Label	Cases	Percentage
0	沒勾選	93	<div><div></div></div> 84.5%
1	有勾選	17	<div><div></div></div> 15.5%
Warning: these figures indicate the number of cases found in the data file. They cannot be interpreted as summary statistics of the population of interest.			
# c3_3_10: 3.3貴機構發展「產銷營業」迄今曾獲得哪些政府單位的相關協助(10)地方政府			
Information	[Type= discrete] [Format=numeric] [Range= 0-1] [Missing=*/9]		
Statistics [NW/ W]	[Valid=110 /-] [Invalid=0 /-]		
Value	Label	Cases	Percentage
0	沒勾選	51	<div><div></div></div> 46.4%
1	有勾選	59	<div><div></div></div> 53.6%
Warning: these figures indicate the number of cases found in the data file. They cannot be interpreted as summary statistics of the population of interest.			
# c3_3_11: 3.3貴機構發展「產銷營業」迄今曾獲得哪些政府單位的相關協助(11)其他(請說明)			
Information	[Type= discrete] [Format=numeric] [Range= 0-1] [Missing=*/9]		
Statistics [NW/ W]	[Valid=109 /-] [Invalid=1 /-]		
Value	Label	Cases	Percentage
0	沒勾選	108	<div><div></div></div> 99.1%
1	有勾選	1	<div><div></div></div> 0.9%
9		1	
Warning: these figures indicate the number of cases found in the data file. They cannot be interpreted as summary statistics of the population of interest.			
# c3_4_1: 3.4您認為目前政府對於貴機構之「產銷營業」帶來的「阻力」為何?(1)受到政府法規的侷限			
Information	[Type= discrete] [Format=numeric] [Range= 0-1] [Missing=*/9]		
Statistics [NW/ W]	[Valid=110 /-] [Invalid=0 /-]		
Value	Label	Cases	Percentage
0	沒勾選	68	<div><div></div></div> 61.8%
1	有勾選	42	<div><div></div></div> 38.2%
Warning: these figures indicate the number of cases found in the data file. They cannot be interpreted as summary statistics of the population of interest.			
# c3_4_2: 3.4您認為目前政府對於貴機構之「產銷營業」帶來的「阻力」為何?(2)政府公設民營標案所編列之回饋金限制嚴苛			
Information	[Type= discrete] [Format=numeric] [Range= 0-1] [Missing=*/9]		
Statistics [NW/ W]	[Valid=110 /-] [Invalid=0 /-]		
Value	Label	Cases	Percentage
0	沒勾選	101	<div><div></div></div> 91.8%
1	有勾選	9	<div><div></div></div> 8.2%
Warning: these figures indicate the number of cases found in the data file. They cannot be interpreted as summary statistics of the population of interest.			

c3_4_3: 3.4您認為目前政府對於貴機構之「產銷營業」帶來的「阻力」為何?(3)政府經費補助過程繁瑣,增加機構的行政負擔

Information	[Type= discrete] [Format=numeric] [Range= 0-1] [Missing=*/9]		
Statistics [NW/ W]	[Valid=110 /-] [Invalid=0 /-]		
Value	Label	Cases	Percentage
0	沒勾選	57	51.8%
1	有勾選	53	48.2%
Warning: these figures indicate the number of cases found in the data file. They cannot be interpreted as summary statistics of the population of interest.			

c3_4_4: 3.4您認為目前政府對於貴機構之「產銷營業」帶來的「阻力」為何?(4)機構不易落實政府轉銜服務的規定

Information	[Type= discrete] [Format=numeric] [Range= 0-1] [Missing=*/9]		
Statistics [NW/ W]	[Valid=110 /-] [Invalid=0 /-]		
Value	Label	Cases	Percentage
0	沒勾選	90	81.8%
1	有勾選	20	18.2%
Warning: these figures indicate the number of cases found in the data file. They cannot be interpreted as summary statistics of the population of interest.			

c3_4_5: 3.4您認為目前政府對於貴機構之「產銷營業」帶來的「阻力」為何?(5)政府對於學員薪資水準要求的問題

Information	[Type= discrete] [Format=numeric] [Range= 0-1] [Missing=*/9]		
Statistics [NW/ W]	[Valid=110 /-] [Invalid=0 /-]		
Value	Label	Cases	Percentage
0	沒勾選	91	82.7%
1	有勾選	19	17.3%
Warning: these figures indicate the number of cases found in the data file. They cannot be interpreted as summary statistics of the population of interest.			

c3_4_6: 3.4您認為目前政府對於貴機構之「產銷營業」帶來的「阻力」為何?(6)縣市政府之間財源補助能力不一

Information	[Type= discrete] [Format=numeric] [Range= 0-1] [Missing=*/9]		
Statistics [NW/ W]	[Valid=110 /-] [Invalid=0 /-]		
Value	Label	Cases	Percentage
0	沒勾選	82	74.5%
1	有勾選	28	25.5%
Warning: these figures indicate the number of cases found in the data file. They cannot be interpreted as summary statistics of the population of interest.			

c3_4_7: 3.4您認為目前政府對於貴機構之「產銷營業」帶來的「阻力」為何?(7)政府主管單位無法有效配合本機構的要求(如營業執照發放、地目變更等)

Information	[Type= discrete] [Format=numeric] [Range= 0-1] [Missing=*/9]		
Statistics [NW/ W]	[Valid=110 /-] [Invalid=0 /-]		
Value	Label	Cases	Percentage
0	沒勾選	86	78.2%
1	有勾選	24	21.8%
Warning: these figures indicate the number of cases found in the data file. They cannot be interpreted as summary statistics of the population of interest.			

c3_4_8: 3.4您認為目前政府對於貴機構之「產銷營業」帶來的「阻力」為何?(8)其他(請說明)

Information	[Type= discrete] [Format=numeric] [Range= 0-1] [Missing=*/9]		
Statistics [NW/ W]	[Valid=110 /-] [Invalid=0 /-]		
Value	Label	Cases	Percentage
0	沒勾選	99	90.0%
1	有勾選	11	10.0%
Warning: these figures indicate the number of cases found in the data file. They cannot be interpreted as summary statistics of the population of interest.			

# c3_5_1: 3.5貴機構目前「產銷營業」是否曾申請下列政府的補助?(1)政府補助身心障礙者庇護性就業服務實施計畫			
Information	[Type= discrete] [Format=numeric] [Range= 0-1] [Missing=*/9]		
Statistics [NW/ W]	[Valid=110 /-] [Invalid=0 /-]		
Value	Label	Cases	Percentage
0	沒勾選	77	<div><div></div></div> 70.0%
1	有勾選	33	<div><div></div></div> 30.0%
Warning: these figures indicate the number of cases found in the data file. They cannot be interpreted as summary statistics of the population of interest.			
# c3_5_2: 3.5貴機構目前「產銷營業」是否曾申請下列政府的補助?(2)多元就業開發方案：社會型			
Information	[Type= discrete] [Format=numeric] [Range= 0-1] [Missing=*/9]		
Statistics [NW/ W]	[Valid=110 /-] [Invalid=0 /-]		
Value	Label	Cases	Percentage
0	沒勾選	86	<div><div></div></div> 78.2%
1	有勾選	24	<div><div></div></div> 21.8%
Warning: these figures indicate the number of cases found in the data file. They cannot be interpreted as summary statistics of the population of interest.			
# c3_5_3: 3.5貴機構目前「產銷營業」是否曾申請下列政府的補助?(3)多元就業開發方案：經濟型			
Information	[Type= discrete] [Format=numeric] [Range= 0-1] [Missing=*/9]		
Statistics [NW/ W]	[Valid=110 /-] [Invalid=0 /-]		
Value	Label	Cases	Percentage
0	沒勾選	42	<div><div></div></div> 38.2%
1	有勾選	68	<div><div></div></div> 61.8%
Warning: these figures indicate the number of cases found in the data file. They cannot be interpreted as summary statistics of the population of interest.			
# c3_5_4: 3.5貴機構目前「產銷營業」是否曾申請下列政府的補助?(4)多元就業開發方案：培力計劃			
Information	[Type= discrete] [Format=numeric] [Range= 0-1] [Missing=*/9]		
Statistics [NW/ W]	[Valid=110 /-] [Invalid=0 /-]		
Value	Label	Cases	Percentage
0	沒勾選	102	<div><div></div></div> 92.7%
1	有勾選	8	<div><div></div></div> 7.3%
Warning: these figures indicate the number of cases found in the data file. They cannot be interpreted as summary statistics of the population of interest.			
# c3_5_5: 3.5貴機構目前「產銷營業」是否曾申請下列政府的補助?(5)其他中央部會補助(如內政部、文化部、農委會、經濟部、環保署等相關計劃)			
Information	[Type= discrete] [Format=numeric] [Range= 0-1] [Missing=*/9]		
Statistics [NW/ W]	[Valid=110 /-] [Invalid=0 /-]		
Value	Label	Cases	Percentage
0	沒勾選	78	<div><div></div></div> 70.9%
1	有勾選	32	<div><div></div></div> 29.1%
Warning: these figures indicate the number of cases found in the data file. They cannot be interpreted as summary statistics of the population of interest.			
# c3_5_6: 3.5貴機構目前「產銷營業」是否曾申請下列政府的補助?(6)政府公設民營/方案委託			
Information	[Type= discrete] [Format=numeric] [Range= 0-1] [Missing=*/9]		
Statistics [NW/ W]	[Valid=110 /-] [Invalid=0 /-]		
Value	Label	Cases	Percentage
0	沒勾選	96	<div><div></div></div> 87.3%
1	有勾選	14	<div><div></div></div> 12.7%
Warning: these figures indicate the number of cases found in the data file. They cannot be interpreted as summary statistics of the population of interest.			

# c3_5_7: 3.5貴機構目前「產銷營業」是否曾申請下列政府的補助?(7)政府對於土地、設備、房舍等特許經營權			
Information	[Type= discrete] [Format=numeric] [Range= 0-1] [Missing=*/9]		
Statistics [NW/ W]	[Valid=110 /-] [Invalid=0 /-]		
Value	Label	Cases	Percentage
0	沒勾選	107	97.3%
1	有勾選	3	2.7%
Warning: these figures indicate the number of cases found in the data file. They cannot be interpreted as summary statistics of the population of interest.			
# c3_5_8: 3.5貴機構目前「產銷營業」是否曾申請下列政府的補助?(8)獨立運作,未向政府機關申請計畫補助			
Information	[Type= discrete] [Format=numeric] [Range= 0-1] [Missing=*/9]		
Statistics [NW/ W]	[Valid=110 /-] [Invalid=0 /-]		
Value	Label	Cases	Percentage
0	沒勾選	100	90.9%
1	有勾選	10	9.1%
Warning: these figures indicate the number of cases found in the data file. They cannot be interpreted as summary statistics of the population of interest.			
# c3_5_9: 3.5貴機構目前「產銷營業」是否曾申請下列政府的補助?(9)其他(請說明)			
Information	[Type= discrete] [Format=numeric] [Range= 0-1] [Missing=*/9]		
Statistics [NW/ W]	[Valid=110 /-] [Invalid=0 /-]		
Value	Label	Cases	Percentage
0	沒勾選	109	99.1%
1	有勾選	1	0.9%
Warning: these figures indicate the number of cases found in the data file. They cannot be interpreted as summary statistics of the population of interest.			
# c3_6: 3.6整體而言,機構的產銷營業事業若依賴政府補助各項相關經費,不利於機構的自立發展?			
Information	[Type= continuous] [Format=numeric] [Range= 1-5] [Missing=*/9]		
Statistics [NW/ W]	[Valid=110 /-] [Invalid=0 /-]		
Value	Label	Cases	Percentage
1	非常同意	15	13.6%
2	同意	28	25.5%
3	沒有意見	19	17.3%
4	不同意	41	37.3%
5	非常不同意	7	6.4%
Warning: these figures indicate the number of cases found in the data file. They cannot be interpreted as summary statistics of the population of interest.			
# c3_7: 3.7貴機構在經營「產銷營業」過程中,是否曾經與一般企業(公司、工廠)有合作的經驗?			
Information	[Type= discrete] [Format=numeric] [Range= 1-2] [Missing=*/9]		
Statistics [NW/ W]	[Valid=110 /-] [Invalid=0 /-]		
Value	Label	Cases	Percentage
1	有	64	58.2%
2	沒有	46	41.8%
Warning: these figures indicate the number of cases found in the data file. They cannot be interpreted as summary statistics of the population of interest.			
# c3_8_1: 3.8貴機構在經營「產銷營業」上,與企業之合作內涵為何?(1)與企業合作進行機構內的員工訓練			
Information	[Type= discrete] [Format=numeric] [Range= 0-8] [Missing=*/9]		
Statistics [NW/ W]	[Valid=110 /-] [Invalid=0 /-]		
Value	Label	Cases	Percentage
0	沒勾選	45	40.9%

# c3_8_1: 3.8貴機構在經營「產銷營業」上,與企業之合作內涵為何?(1)與企業合作進行機構內的員工訓練			
Value	Label	Cases	Percentage
1	有勾選	19	<div></div> 17.3%
8	跳答	46	<div></div> 41.8%
Warning: these figures indicate the number of cases found in the data file. They cannot be interpreted as summary statistics of the population of interest.			
# c3_8_2: 3.8貴機構在經營「產銷營業」上,與企業之合作內涵為何?(2)協助企業訓練員工並就業			
Information	[Type= discrete] [Format=numeric] [Range= 0-8] [Missing=*/9]		
Statistics [NW/ W]	[Valid=110 /-] [Invalid=0 /-]		
Value	Label	Cases	Percentage
0	沒勾選	56	<div></div> 50.9%
1	有勾選	8	<div></div> 7.3%
8	跳答	46	<div></div> 41.8%
Warning: these figures indicate the number of cases found in the data file. They cannot be interpreted as summary statistics of the population of interest.			
# c3_8_3: 3.8貴機構在經營「產銷營業」上,與企業之合作內涵為何?(3)與企業合作生產或使用其銷售通路(產品製作、企業代售組織產品、提供產品予組織販售)			
Information	[Type= discrete] [Format=numeric] [Range= 0-8] [Missing=*/9]		
Statistics [NW/ W]	[Valid=110 /-] [Invalid=0 /-]		
Value	Label	Cases	Percentage
0	沒勾選	26	<div></div> 23.6%
1	有勾選	38	<div></div> 34.5%
8	跳答	46	<div></div> 41.8%
Warning: these figures indicate the number of cases found in the data file. They cannot be interpreted as summary statistics of the population of interest.			
# c3_8_4: 3.8貴機構在經營「產銷營業」上,與企業之合作內涵為何?(4)與企業合作進行產品之研發			
Information	[Type= discrete] [Format=numeric] [Range= 0-8] [Missing=*/9]		
Statistics [NW/ W]	[Valid=110 /-] [Invalid=0 /-]		
Value	Label	Cases	Percentage
0	沒勾選	49	<div></div> 44.5%
1	有勾選	15	<div></div> 13.6%
8	跳答	46	<div></div> 41.8%
Warning: these figures indicate the number of cases found in the data file. They cannot be interpreted as summary statistics of the population of interest.			
# c3_8_5: 3.8貴機構在經營「產銷營業」上,與企業之合作內涵為何?(5)企業參與機構的決策制訂(如參與董(理)事會)			
Information	[Type= discrete] [Format=numeric] [Range= 0-8] [Missing=*/9]		
Statistics [NW/ W]	[Valid=110 /-] [Invalid=0 /-]		
Value	Label	Cases	Percentage
0	沒勾選	64	<div></div> 58.2%
1	有勾選	0	
8	跳答	46	<div></div> 41.8%
Warning: these figures indicate the number of cases found in the data file. They cannot be interpreted as summary statistics of the population of interest.			
# c3_8_6: 3.8貴機構在經營「產銷營業」上,與企業之合作內涵為何?(6)企業提供經費贊助(如,聯名卡、定期或不定期捐款、裝修費用、銷售比例的回饋)			
Information	[Type= discrete] [Format=numeric] [Range= 0-8] [Missing=*/9]		
Statistics [NW/ W]	[Valid=110 /-] [Invalid=0 /-]		

c3_8_6: 3.8貴機構在經營「產銷營業」上,與企業之合作內涵為何?(6)企業提供經費贊助(如,聯名卡、定期或不定期捐款、裝修費用、銷售比例的回饋)

Value	Label	Cases	Percentage
0	沒勾選	46	<div><div></div></div> 41.8%
1	有勾選	18	<div><div></div></div> 16.4%
8	跳答	46	<div><div></div></div> 41.8%

Warning: these figures indicate the number of cases found in the data file. They cannot be interpreted as summary statistics of the population of interest.

c3_8_7: 3.8貴機構在經營「產銷營業」上,與企業之合作內涵為何?(7)企業提供經營財務管理策略

Information	[Type= discrete] [Format=numeric] [Range= 0-8] [Missing=*/9]
Statistics [NW/ W]	[Valid=110 /-] [Invalid=0 /-]

Value	Label	Cases	Percentage
0	沒勾選	58	<div><div></div></div> 52.7%
1	有勾選	6	<div><div></div></div> 5.5%
8	跳答	46	<div><div></div></div> 41.8%

Warning: these figures indicate the number of cases found in the data file. They cannot be interpreted as summary statistics of the population of interest.

c3_8_8: 3.8貴機構在經營「產銷營業」上,與企業之合作內涵為何?(8)企業提供專業人力進駐

Information	[Type= discrete] [Format=numeric] [Range= 0-8] [Missing=*/9]
Statistics [NW/ W]	[Valid=110 /-] [Invalid=0 /-]

Value	Label	Cases	Percentage
0	沒勾選	58	<div><div></div></div> 52.7%
1	有勾選	6	<div><div></div></div> 5.5%
8	跳答	46	<div><div></div></div> 41.8%

Warning: these figures indicate the number of cases found in the data file. They cannot be interpreted as summary statistics of the population of interest.

c3_8_9: 3.8貴機構在經營「產銷營業」上,與企業之合作內涵為何?(9)企業提供志願服務人力,協助生產與銷售

Information	[Type= discrete] [Format=numeric] [Range= 0-8] [Missing=*/9]
Statistics [NW/ W]	[Valid=110 /-] [Invalid=0 /-]

Value	Label	Cases	Percentage
0	沒勾選	50	<div><div></div></div> 45.5%
1	有勾選	14	<div><div></div></div> 12.7%
8	跳答	46	<div><div></div></div> 41.8%

Warning: these figures indicate the number of cases found in the data file. They cannot be interpreted as summary statistics of the population of interest.

c3_8_10: 3.8貴機構在經營「產銷營業」上,與企業之合作內涵為何?(10)企業提供銷貨的地點、場地等設備

Information	[Type= discrete] [Format=numeric] [Range= 0-8] [Missing=*/9]
Statistics [NW/ W]	[Valid=110 /-] [Invalid=0 /-]

Value	Label	Cases	Percentage
0	沒勾選	46	<div><div></div></div> 41.8%
1	有勾選	18	<div><div></div></div> 16.4%
8	跳答	46	<div><div></div></div> 41.8%

Warning: these figures indicate the number of cases found in the data file. They cannot be interpreted as summary statistics of the population of interest.

# c3_8_11: 3.8貴機構在經營「產銷營業」上,與企業之合作內涵為何?(11)企業提供較低成本的原物料			
Information	[Type= discrete] [Format=numeric] [Range= 0-8] [Missing=*/9]		
Statistics [NW/ W]	[Valid=110 /-] [Invalid=0 /-]		
Value	Label	Cases	Percentage
0	沒勾選	50	45.5%
1	有勾選	14	12.7%
8	跳答	46	41.8%
Warning: these figures indicate the number of cases found in the data file. They cannot be interpreted as summary statistics of the population of interest.			
# c3_8_12: 3.8貴機構在經營「產銷營業」上,與企業之合作內涵為何?(12)為企業組織代工產品(製作、包裝、加工等)			
Information	[Type= discrete] [Format=numeric] [Range= 0-8] [Missing=*/9]		
Statistics [NW/ W]	[Valid=110 /-] [Invalid=0 /-]		
Value	Label	Cases	Percentage
0	沒勾選	51	46.4%
1	有勾選	13	11.8%
8	跳答	46	41.8%
Warning: these figures indicate the number of cases found in the data file. They cannot be interpreted as summary statistics of the population of interest.			
# c3_8_13: 3.8貴機構在經營「產銷營業」上,與企業之合作內涵為何?(13)企業購買所生產之產品或服務			
Information	[Type= discrete] [Format=numeric] [Range= 0-8] [Missing=*/9]		
Statistics [NW/ W]	[Valid=110 /-] [Invalid=0 /-]		
Value	Label	Cases	Percentage
0	沒勾選	40	36.4%
1	有勾選	24	21.8%
8	跳答	46	41.8%
Warning: these figures indicate the number of cases found in the data file. They cannot be interpreted as summary statistics of the population of interest.			
# c3_8_14: 3.8貴機構在經營「產銷營業」上,與企業之合作內涵為何?(14)其他(請說明)			
Information	[Type= discrete] [Format=numeric] [Range= 0-8] [Missing=*/9]		
Statistics [NW/ W]	[Valid=110 /-] [Invalid=0 /-]		
Value	Label	Cases	Percentage
0	沒勾選	63	57.3%
1	有勾選	1	0.9%
8	跳答	46	41.8%
Warning: these figures indicate the number of cases found in the data file. They cannot be interpreted as summary statistics of the population of interest.			
# c3_9_1: 3.9貴機構若有與企業合作,是因為合作的企業具有哪些特質?(1)企業形象、知名度良好			
Information	[Type= discrete] [Format=numeric] [Range= 0-8] [Missing=*/9]		
Statistics [NW/ W]	[Valid=110 /-] [Invalid=0 /-]		
Value	Label	Cases	Percentage
0	沒勾選	32	29.1%
1	有勾選	32	29.1%
8	跳答	46	41.8%
Warning: these figures indicate the number of cases found in the data file. They cannot be interpreted as summary statistics of the population of interest.			
# c3_9_2: 3.9貴機構若有與企業合作,是因為合作的企業具有哪些特質?(2)展現高度社會責任的企業			
Information	[Type= discrete] [Format=numeric] [Range= 0-8] [Missing=*/9]		
Statistics [NW/ W]	[Valid=110 /-] [Invalid=0 /-]		

c3_9_2: 3.9貴機構若有與企業合作,是因為合作的企業具有哪些特質?(2)展現高度社會責任的企業

Value	Label	Cases	Percentage
0	沒勾選	28	<div></div> 25.5%
1	有勾選	36	<div></div> 32.7%
8	跳答	46	<div></div> 41.8%

Warning: these figures indicate the number of cases found in the data file. They cannot be interpreted as summary statistics of the population of interest.

c3_9_3: 3.9貴機構若有與企業合作,是因為合作的企業具有哪些特質?(3)企業認同本機構的理念與產品

Information	[Type= discrete] [Format=numeric] [Range= 0-8] [Missing=*/9]
Statistics [NW/ W]	[Valid=110 /-] [Invalid=0 /-]

Value	Label	Cases	Percentage
0	沒勾選	19	<div></div> 17.3%
1	有勾選	45	<div></div> 40.9%
8	跳答	46	<div></div> 41.8%

Warning: these figures indicate the number of cases found in the data file. They cannot be interpreted as summary statistics of the population of interest.

c3_9_4: 3.9貴機構若有與企業合作,是因為合作的企業具有哪些特質?(4)企業具有良好的通路系統

Information	[Type= discrete] [Format=numeric] [Range= 0-8] [Missing=*/9]
Statistics [NW/ W]	[Valid=110 /-] [Invalid=0 /-]

Value	Label	Cases	Percentage
0	沒勾選	43	<div></div> 39.1%
1	有勾選	21	<div></div> 19.1%
8	跳答	46	<div></div> 41.8%

Warning: these figures indicate the number of cases found in the data file. They cannot be interpreted as summary statistics of the population of interest.

c3_9_5: 3.9貴機構若有與企業合作,是因為合作的企業具有哪些特質?(5)企業與本機構有良好互動經驗

Information	[Type= discrete] [Format=numeric] [Range= 0-8] [Missing=*/9]
Statistics [NW/ W]	[Valid=110 /-] [Invalid=0 /-]

Value	Label	Cases	Percentage
0	沒勾選	32	<div></div> 29.1%
1	有勾選	32	<div></div> 29.1%
8	跳答	46	<div></div> 41.8%

Warning: these figures indicate the number of cases found in the data file. They cannot be interpreted as summary statistics of the population of interest.

c3_9_6: 3.9貴機構若有與企業合作,是因為合作的企業具有哪些特質?(6)機構熟識企業老闆或高階主管

Information	[Type= discrete] [Format=numeric] [Range= 0-8] [Missing=*/9]
Statistics [NW/ W]	[Valid=110 /-] [Invalid=0 /-]

Value	Label	Cases	Percentage
0	沒勾選	50	<div></div> 45.5%
1	有勾選	14	<div></div> 12.7%
8	跳答	46	<div></div> 41.8%

Warning: these figures indicate the number of cases found in the data file. They cannot be interpreted as summary statistics of the population of interest.

c3_9_7: 3.9貴機構若有與企業合作,是因為合作的企業具有哪些特質?(7)企業的管理、生產技術與經驗符合機構需求,且願意分享之

Information	[Type= discrete] [Format=numeric] [Range= 0-8] [Missing=*/9]
Statistics [NW/ W]	[Valid=110 /-] [Invalid=0 /-]

c3_9_7: 3.9貴機構若有與企業合作,是因為合作的企業具有哪些特質?(7)企業的管理、生產技術與經驗符合機構需求,且願意分享之

Value	Label	Cases	Percentage
0	沒勾選	42	<div><div></div></div> 38.2%
1	有勾選	22	<div><div></div></div> 20.0%
8	跳答	46	<div><div></div></div> 41.8%

Warning: these figures indicate the number of cases found in the data file. They cannot be interpreted as summary statistics of the population of interest.

c3_9_8: 3.9貴機構若有與企業合作,是因為合作的企業具有哪些特質?(8)企業的產品(服務)品質良好

Information	[Type= discrete] [Format=numeric] [Range= 0-8] [Missing=*/9]
Statistics [NW/ W]	[Valid=110 /-] [Invalid=0 /-]

Value	Label	Cases	Percentage
0	沒勾選	46	<div><div></div></div> 41.8%
1	有勾選	18	<div><div></div></div> 16.4%
8	跳答	46	<div><div></div></div> 41.8%

Warning: these figures indicate the number of cases found in the data file. They cannot be interpreted as summary statistics of the population of interest.

c3_9_9: 3.9貴機構若有與企業合作,是因為合作的企業具有哪些特質?(9)企業為跨國性質的組織

Information	[Type= discrete] [Format=numeric] [Range= 0-8] [Missing=*/9]
Statistics [NW/ W]	[Valid=110 /-] [Invalid=0 /-]

Value	Label	Cases	Percentage
0	沒勾選	63	<div><div></div></div> 57.3%
1	有勾選	1	<div><div></div></div> 0.9%
8	跳答	46	<div><div></div></div> 41.8%

Warning: these figures indicate the number of cases found in the data file. They cannot be interpreted as summary statistics of the population of interest.

c3_9_10: 3.9貴機構若有與企業合作,是因為合作的企業具有哪些特質?(10)企業具一定的資產規模

Information	[Type= discrete] [Format=numeric] [Range= 0-8] [Missing=*/9]
Statistics [NW/ W]	[Valid=110 /-] [Invalid=0 /-]

Value	Label	Cases	Percentage
0	沒勾選	57	<div><div></div></div> 51.8%
1	有勾選	7	<div><div></div></div> 6.4%
8	跳答	46	<div><div></div></div> 41.8%

Warning: these figures indicate the number of cases found in the data file. They cannot be interpreted as summary statistics of the population of interest.

c3_9_11: 3.9貴機構若有與企業合作,是因為合作的企業具有哪些特質?(11)其他(請說明)

Information	[Type= discrete] [Format=numeric] [Range= 0-8] [Missing=*/9]
Statistics [NW/ W]	[Valid=110 /-] [Invalid=0 /-]

Value	Label	Cases	Percentage
0	沒勾選	63	<div><div></div></div> 57.3%
1	有勾選	1	<div><div></div></div> 0.9%
8	跳答	46	<div><div></div></div> 41.8%

Warning: these figures indicate the number of cases found in the data file. They cannot be interpreted as summary statistics of the population of interest.

c3_10: 3.10整體而言,你認為台灣的企業組織對於社會企業的支持程度?

Information	[Type= continuous] [Format=numeric] [Range= 1-5] [Missing=*/9]
Statistics [NW/ W]	[Valid=110 /-] [Invalid=0 /-]

c3_10: 3.10整體而言,你認為台灣的企業組織對於社會企業的支持程度?

Value	Label	Cases	Percentage
1	非常支持	9	<div><div></div></div> 8.2%
2	支持	32	<div><div></div></div> 29.1%
3	無法判斷	56	<div><div></div></div> 50.9%
4	不支持	11	<div><div></div></div> 10.0%
5	非常不支持	2	<div><div></div></div> 1.8%

Warning: these figures indicate the number of cases found in the data file. They cannot be interpreted as summary statistics of the population of interest.

d4_1_1: 4.1貴機構自經營「產銷營業」單位以來,在社會面所獲得之效益為何?(1)易於實踐組織的公益使命

Information	[Type= discrete] [Format=numeric] [Range= 0-1] [Missing=*/9]
Statistics [NW/ W]	[Valid=110 /-] [Invalid=0 /-]

Value	Label	Cases	Percentage
0	沒勾選	52	<div><div></div></div> 47.3%
1	有勾選	58	<div><div></div></div> 52.7%

Warning: these figures indicate the number of cases found in the data file. They cannot be interpreted as summary statistics of the population of interest.

d4_1_2: 4.1貴機構自經營「產銷營業」單位以來,在社會面所獲得之效益為何?(2)能提供服務對象更適切的服務

Information	[Type= discrete] [Format=numeric] [Range= 0-1] [Missing=*/9]
Statistics [NW/ W]	[Valid=110 /-] [Invalid=0 /-]

Value	Label	Cases	Percentage
0	沒勾選	45	<div><div></div></div> 40.9%
1	有勾選	65	<div><div></div></div> 59.1%

Warning: these figures indicate the number of cases found in the data file. They cannot be interpreted as summary statistics of the population of interest.

d4_1_3: 4.1貴機構自經營「產銷營業」單位以來,在社會面所獲得之效益為何?(3)增加服務對象日後進入競爭性職場的信心與能力

Information	[Type= discrete] [Format=numeric] [Range= 0-1] [Missing=*/9]
Statistics [NW/ W]	[Valid=110 /-] [Invalid=0 /-]

Value	Label	Cases	Percentage
0	沒勾選	47	<div><div></div></div> 42.7%
1	有勾選	63	<div><div></div></div> 57.3%

Warning: these figures indicate the number of cases found in the data file. They cannot be interpreted as summary statistics of the population of interest.

d4_1_4: 4.1貴機構自經營「產銷營業」單位以來,在社會面所獲得之效益為何?(4)增加弱勢族群的就業機會

Information	[Type= discrete] [Format=numeric] [Range= 0-1] [Missing=*/9]
Statistics [NW/ W]	[Valid=110 /-] [Invalid=0 /-]

Value	Label	Cases	Percentage
0	沒勾選	31	<div><div></div></div> 28.2%
1	有勾選	79	<div><div></div></div> 71.8%

Warning: these figures indicate the number of cases found in the data file. They cannot be interpreted as summary statistics of the population of interest.

d4_1_5: 4.1貴機構自經營「產銷營業」單位以來,在社會面所獲得之效益為何?(5)帶動社會價值的改變

Information	[Type= discrete] [Format=numeric] [Range= 0-1] [Missing=*/9]
Statistics [NW/ W]	[Valid=110 /-] [Invalid=0 /-]

Value	Label	Cases	Percentage
0	沒勾選	56	<div><div></div></div> 50.9%
1	有勾選	54	<div><div></div></div> 49.1%

Warning: these figures indicate the number of cases found in the data file. They cannot be interpreted as summary statistics of the population of interest.

# d4_1_6: 4.1貴機構自經營「產銷營業」單位以來,在社會面所獲得之效益為何?(6)增加服務對象職場實習機會			
Information	[Type= discrete] [Format=numeric] [Range= 0-1] [Missing=*/9]		
Statistics [NW/ W]	[Valid=110 /-] [Invalid=0 /-]		
Value	Label	Cases	Percentage
0	沒勾選	54	49.1%
1	有勾選	56	50.9%
Warning: these figures indicate the number of cases found in the data file. They cannot be interpreted as summary statistics of the population of interest.			
# d4_1_7: 4.1貴機構自經營「產銷營業」單位以來,在社會面所獲得之效益為何?(7)擴大機構的社會網絡連結			
Information	[Type= discrete] [Format=numeric] [Range= 0-1] [Missing=*/9]		
Statistics [NW/ W]	[Valid=110 /-] [Invalid=0 /-]		
Value	Label	Cases	Percentage
0	沒勾選	59	53.6%
1	有勾選	51	46.4%
Warning: these figures indicate the number of cases found in the data file. They cannot be interpreted as summary statistics of the population of interest.			
# d4_1_8: 4.1貴機構自經營「產銷營業」單位以來,在社會面所獲得之效益為何?(8)提供社區居民參與產品與服務生產過程的機會			
Information	[Type= discrete] [Format=numeric] [Range= 0-1] [Missing=*/9]		
Statistics [NW/ W]	[Valid=110 /-] [Invalid=0 /-]		
Value	Label	Cases	Percentage
0	沒勾選	70	63.6%
1	有勾選	40	36.4%
Warning: these figures indicate the number of cases found in the data file. They cannot be interpreted as summary statistics of the population of interest.			
# d4_1_9: 4.1貴機構自經營「產銷營業」單位以來,在社會面所獲得之效益為何?(9)提升社區居民的凝聚力與認同感			
Information	[Type= discrete] [Format=numeric] [Range= 0-1] [Missing=*/9]		
Statistics [NW/ W]	[Valid=110 /-] [Invalid=0 /-]		
Value	Label	Cases	Percentage
0	沒勾選	69	62.7%
1	有勾選	41	37.3%
Warning: these figures indicate the number of cases found in the data file. They cannot be interpreted as summary statistics of the population of interest.			
# d4_1_10: 4.1貴機構自經營「產銷營業」單位以來,在社會面所獲得之效益為何?(10)社區環境與周遭的生態景觀獲得實質改善			
Information	[Type= discrete] [Format=numeric] [Range= 0-1] [Missing=*/9]		
Statistics [NW/ W]	[Valid=110 /-] [Invalid=0 /-]		
Value	Label	Cases	Percentage
0	沒勾選	84	76.4%
1	有勾選	26	23.6%
Warning: these figures indicate the number of cases found in the data file. They cannot be interpreted as summary statistics of the population of interest.			
# d4_1_11: 4.1貴機構自經營「產銷營業」單位以來,在社會面所獲得之效益為何?(11)其他(請說明)			
Information	[Type= discrete] [Format=numeric] [Range= 0-1] [Missing=*/9]		
Statistics [NW/ W]	[Valid=110 /-] [Invalid=0 /-]		
Value	Label	Cases	Percentage
0	沒勾選	109	99.1%
1	有勾選	1	0.9%
Warning: these figures indicate the number of cases found in the data file. They cannot be interpreted as summary statistics of the population of interest.			

# d4_2_1: 4.2貴機構自經營「產銷營業」單位以來,在經濟面所獲得之效益為何?(1)增加弱勢族群的所得收入			
Information	[Type= discrete] [Format=numeric] [Range= 0-1] [Missing=*/9]		
Statistics [NW/ W]	[Valid=110 /-] [Invalid=0 /-]		
Value	Label	Cases	Percentage
0	沒勾選	31	<div><div></div></div> 28.2%
1	有勾選	79	<div><div></div></div> 71.8%
Warning: these figures indicate the number of cases found in the data file. They cannot be interpreted as summary statistics of the population of interest.			
# d4_2_2: 4.2貴機構自經營「產銷營業」單位以來,在經濟面所獲得之效益為何?(2)提高機構的知名度			
Information	[Type= discrete] [Format=numeric] [Range= 0-1] [Missing=*/9]		
Statistics [NW/ W]	[Valid=110 /-] [Invalid=0 /-]		
Value	Label	Cases	Percentage
0	沒勾選	50	<div><div></div></div> 45.5%
1	有勾選	60	<div><div></div></div> 54.5%
Warning: these figures indicate the number of cases found in the data file. They cannot be interpreted as summary statistics of the population of interest.			
# d4_2_3: 4.2貴機構自經營「產銷營業」單位以來,在經濟面所獲得之效益為何?(3)充實機構的自給自足能力			
Information	[Type= discrete] [Format=numeric] [Range= 0-1] [Missing=*/9]		
Statistics [NW/ W]	[Valid=110 /-] [Invalid=0 /-]		
Value	Label	Cases	Percentage
0	沒勾選	37	<div><div></div></div> 33.6%
1	有勾選	73	<div><div></div></div> 66.4%
Warning: these figures indicate the number of cases found in the data file. They cannot be interpreted as summary statistics of the population of interest.			
# d4_2_4: 4.2貴機構自經營「產銷營業」單位以來,在經濟面所獲得之效益為何?(4)增加政府補助與委託款			
Information	[Type= discrete] [Format=numeric] [Range= 0-1] [Missing=*/9]		
Statistics [NW/ W]	[Valid=110 /-] [Invalid=0 /-]		
Value	Label	Cases	Percentage
0	沒勾選	82	<div><div></div></div> 74.5%
1	有勾選	28	<div><div></div></div> 25.5%
Warning: these figures indicate the number of cases found in the data file. They cannot be interpreted as summary statistics of the population of interest.			
# d4_2_5: 4.2貴機構自經營「產銷營業」單位以來,在經濟面所獲得之效益為何?(5)增加機構的大眾捐款			
Information	[Type= discrete] [Format=numeric] [Range= 0-1] [Missing=*/9]		
Statistics [NW/ W]	[Valid=110 /-] [Invalid=0 /-]		
Value	Label	Cases	Percentage
0	沒勾選	94	<div><div></div></div> 85.5%
1	有勾選	16	<div><div></div></div> 14.5%
Warning: these figures indicate the number of cases found in the data file. They cannot be interpreted as summary statistics of the population of interest.			
# d4_2_6: 4.2貴機構自經營「產銷營業」單位以來,在經濟面所獲得之效益為何?(6)提高機構員工的薪資福利水平			
Information	[Type= discrete] [Format=numeric] [Range= 0-1] [Missing=*/9]		
Statistics [NW/ W]	[Valid=110 /-] [Invalid=0 /-]		
Value	Label	Cases	Percentage
0	沒勾選	86	<div><div></div></div> 78.2%
1	有勾選	24	<div><div></div></div> 21.8%
Warning: these figures indicate the number of cases found in the data file. They cannot be interpreted as summary statistics of the population of interest.			

# d4_2_7: 4.2貴機構自經營「產銷營業」單位以來,在經濟面所獲得之效益為何?(7)促進社區的產業發展			
Information	[Type= discrete] [Format=numeric] [Range= 0-1] [Missing=*/9]		
Statistics [NW/ W]	[Valid=110 /-] [Invalid=0 /-]		
Value	Label	Cases	Percentage
0	沒勾選	71	64.5%
1	有勾選	39	35.5%
Warning: these figures indicate the number of cases found in the data file. They cannot be interpreted as summary statistics of the population of interest.			
# d4_2_8: 4.2貴機構自經營「產銷營業」單位以來,在經濟面所獲得之效益為何?(8)機構的營收已逐年增加			
Information	[Type= discrete] [Format=numeric] [Range= 0-1] [Missing=*/9]		
Statistics [NW/ W]	[Valid=110 /-] [Invalid=0 /-]		
Value	Label	Cases	Percentage
0	沒勾選	76	69.1%
1	有勾選	34	30.9%
Warning: these figures indicate the number of cases found in the data file. They cannot be interpreted as summary statistics of the population of interest.			
# d4_2_9: 4.2貴機構自經營「產銷營業」單位以來,在經濟面所獲得之效益為何?(9)其他(請說明)			
Information	[Type= discrete] [Format=numeric] [Range= 0-1] [Missing=*/9]		
Statistics [NW/ W]	[Valid=110 /-] [Invalid=0 /-]		
Value	Label	Cases	Percentage
0	沒勾選	109	99.1%
1	有勾選	1	0.9%
Warning: these figures indicate the number of cases found in the data file. They cannot be interpreted as summary statistics of the population of interest.			
# d4_3_1: 4.3貴機構自經營「產銷營業」單位以來,在社會面所產生之負面影響為何?(1)組織的公益宗旨遭受質疑			
Information	[Type= discrete] [Format=numeric] [Range= 0-1] [Missing=*/9]		
Statistics [NW/ W]	[Valid=107 /-] [Invalid=3 /-]		
Value	Label	Cases	Percentage
0	沒勾選	94	87.9%
1	有勾選	13	12.1%
9		3	
Warning: these figures indicate the number of cases found in the data file. They cannot be interpreted as summary statistics of the population of interest.			
# d4_3_2: 4.3貴機構自經營「產銷營業」單位以來,在社會面所產生之負面影響為何?(2)排擠了機構對案主原有的服務			
Information	[Type= discrete] [Format=numeric] [Range= 0-1] [Missing=*/9]		
Statistics [NW/ W]	[Valid=107 /-] [Invalid=3 /-]		
Value	Label	Cases	Percentage
0	沒勾選	98	91.6%
1	有勾選	9	8.4%
9		3	
Warning: these figures indicate the number of cases found in the data file. They cannot be interpreted as summary statistics of the population of interest.			
# d4_3_3: 4.3貴機構自經營「產銷營業」單位以來,在社會面所產生之負面影響為何?(3)減少弱勢團體的就業機會			
Information	[Type= discrete] [Format=numeric] [Range= 0-1] [Missing=*/9]		
Statistics [NW/ W]	[Valid=107 /-] [Invalid=3 /-]		
Value	Label	Cases	Percentage
0	沒勾選	103	96.3%

# d4_3_3: 4.3貴機構自經營「產銷營業」單位以來,在社會面所產生之負面影響為何?(3)減少弱勢團體的就業機會			
Value	Label	Cases	Percentage
1	有勾選	4	<div><div></div></div> 3.7%
9		3	
Warning: these figures indicate the number of cases found in the data file. They cannot be interpreted as summary statistics of the population of interest.			
# d4_3_4: 4.3貴機構自經營「產銷營業」單位以來,在社會面所產生之負面影響為何?(4)減少職場實習的機會			
Information	[Type= discrete] [Format=numeric] [Range= 0-1] [Missing=*/9]		
Statistics [NW/ W]	[Valid=107 /-] [Invalid=3 /-]		
Value	Label	Cases	Percentage
0	沒勾選	104	<div><div></div></div> 97.2%
1	有勾選	3	<div><div></div></div> 2.8%
9		3	
Warning: these figures indicate the number of cases found in the data file. They cannot be interpreted as summary statistics of the population of interest.			
# d4_3_5: 4.3貴機構自經營「產銷營業」單位以來,在社會面所產生之負面影響為何?(5)相類似的企業組織質疑產品或服務競爭的公平性			
Information	[Type= discrete] [Format=numeric] [Range= 0-1] [Missing=*/9]		
Statistics [NW/ W]	[Valid=107 /-] [Invalid=3 /-]		
Value	Label	Cases	Percentage
0	沒勾選	93	<div><div></div></div> 86.9%
1	有勾選	14	<div><div></div></div> 13.1%
9		3	
Warning: these figures indicate the number of cases found in the data file. They cannot be interpreted as summary statistics of the population of interest.			
# d4_3_6: 4.3貴機構自經營「產銷營業」單位以來,在社會面所產生之負面影響為何?(6)減少社會網絡的連結			
Information	[Type= discrete] [Format=numeric] [Range= 0-1] [Missing=*/9]		
Statistics [NW/ W]	[Valid=107 /-] [Invalid=3 /-]		
Value	Label	Cases	Percentage
0	沒勾選	104	<div><div></div></div> 97.2%
1	有勾選	3	<div><div></div></div> 2.8%
9		3	
Warning: these figures indicate the number of cases found in the data file. They cannot be interpreted as summary statistics of the population of interest.			
# d4_3_7: 4.3貴機構自經營「產銷營業」單位以來,在社會面所產生之負面影響為何?(7)難以提升社區居民的凝聚力與認同感			
Information	[Type= discrete] [Format=numeric] [Range= 0-1] [Missing=*/9]		
Statistics [NW/ W]	[Valid=107 /-] [Invalid=3 /-]		
Value	Label	Cases	Percentage
0	沒勾選	104	<div><div></div></div> 97.2%
1	有勾選	3	<div><div></div></div> 2.8%
9		3	
Warning: these figures indicate the number of cases found in the data file. They cannot be interpreted as summary statistics of the population of interest.			
# d4_3_8: 4.3貴機構自經營「產銷營業」單位以來,在社會面所產生之負面影響為何?(8)難以提供社區居民參與產品與服務生產過程的機會			
Information	[Type= discrete] [Format=numeric] [Range= 0-1] [Missing=*/9]		
Statistics [NW/ W]	[Valid=107 /-] [Invalid=3 /-]		

d4_3_8: 4.3貴機構自經營「產銷營業」單位以來,在社會面所產生之負面影響為何?(8)難以提供社區居民參與產品與服務生產過程的機會

Value	Label	Cases	Percentage
0	沒勾選	103	<div><div></div></div> 96.3%
1	有勾選	4	<div><div></div></div> 3.7%
9		3	

Warning: these figures indicate the number of cases found in the data file. They cannot be interpreted as summary statistics of the population of interest.

d4_3_9: 4.3貴機構自經營「產銷營業」單位以來,在社會面所產生之負面影響為何?(9)難以實質改善社區的環境與周遭生態景觀

Information	[Type= discrete] [Format=numeric] [Range= 0-1] [Missing=*/9]
Statistics [NW/ W]	[Valid=107 /-] [Invalid=3 /-]

Value	Label	Cases	Percentage
0	沒勾選	104	<div><div></div></div> 97.2%
1	有勾選	3	<div><div></div></div> 2.8%
9		3	

Warning: these figures indicate the number of cases found in the data file. They cannot be interpreted as summary statistics of the population of interest.

d4_3_10: 4.3貴機構自經營「產銷營業」單位以來,在社會面所產生之負面影響為何?(10)不認為有任何負面效應

Information	[Type= discrete] [Format=numeric] [Range= 0-1] [Missing=*/9]
Statistics [NW/ W]	[Valid=107 /-] [Invalid=3 /-]

Value	Label	Cases	Percentage
0	沒勾選	37	<div><div></div></div> 34.6%
1	有勾選	70	<div><div></div></div> 65.4%
9		3	

Warning: these figures indicate the number of cases found in the data file. They cannot be interpreted as summary statistics of the population of interest.

d4_3_11: 4.3貴機構自經營「產銷營業」單位以來,在社會面所產生之負面影響為何?(11)其他(請說明)

Information	[Type= discrete] [Format=numeric] [Range= 0-1] [Missing=*/9]
Statistics [NW/ W]	[Valid=107 /-] [Invalid=3 /-]

Value	Label	Cases	Percentage
0	沒勾選	107	<div><div></div></div> 100.0%
1	有勾選	0	
9		3	

Warning: these figures indicate the number of cases found in the data file. They cannot be interpreted as summary statistics of the population of interest.

d4_4_1: 4.4貴機構自經營「產銷營業」單位以來,在經濟面所產生之負面影響為何?(1)因虧損而減少弱勢族群的所得收入

Information	[Type= discrete] [Format=numeric] [Range= 0-1] [Missing=*/9]
Statistics [NW/ W]	[Valid=109 /-] [Invalid=1 /-]

Value	Label	Cases	Percentage
0	沒勾選	96	<div><div></div></div> 88.1%
1	有勾選	13	<div><div></div></div> 11.9%
9		1	

Warning: these figures indicate the number of cases found in the data file. They cannot be interpreted as summary statistics of the population of interest.

d4_4_2: 4.4貴機構自經營「產銷營業」單位以來,在經濟面所產生之負面影響為何?(2)大眾捐款意願降低以致捐款減少

Information	[Type= discrete] [Format=numeric] [Range= 0-1] [Missing=*/9]
-------------	--

d4_4_2: 4.4 貴機構自經營「產銷營業」單位以來,在經濟面所產生之負面影響為何?(2)大眾捐款意願降低以致捐款減少



Statistics [NW/ W]		[Valid=109 /-] [Invalid=1 /-]	
Value	Label	Cases	Percentage
0	沒勾選	99	<div><div></div></div> 90.8%
1	有勾選	10	<div><div></div></div> 9.2%
9		1	
<i>Warning: these figures indicate the number of cases found in the data file. They cannot be interpreted as summary statistics of the population of interest.</i>			

d4_4_3: 4.4 貴機構自經營「產銷營業」單位以來,在經濟面所產生之負面影響為何?(3)產銷營業單位的虧損使得機構的財務赤字逐年增加

Information		[Type= discrete] [Format=numeric] [Range= 0-1] [Missing=*/9]	
Statistics [NW/ W]		[Valid=109 /-] [Invalid=1 /-]	
Value	Label	Cases	Percentage
0	沒勾選	93	<div><div></div></div> 85.3%
1	有勾選	16	<div><div></div></div> 14.7%
9		1	
<i>Warning: these figures indicate the number of cases found in the data file. They cannot be interpreted as summary statistics of the population of interest.</i>			

d4_4_4: 4.4貴機構自經營「產銷營業」單位以來,在經濟面所產生之負面影響為何?(4)政府補助或委託款減少或難以申請



Information	[Type= discrete] [Format=numeric] [Range= 0-1] [Missing=*/9]
Statistics [NW/ W]	[Valid=109 /-] [Invalid=1 /-]

Value	Label	Cases	Percentage
0	沒勾選	81	 74.3%
1	有勾選	28	 25.7%
9		1	

Warning: these figures indicate the number of cases found in the data file. They cannot be interpreted as summary statistics of the population of interest.

d4_4_5: 4.4貴機構自經營「產銷營業」單位以來,在經濟面所產生之負面影響為何?(5)難以提高機構員工的薪資福利水平



Information	[Type= discrete] [Format=numeric] [Range= 0-1] [Missing=*/9]
Statistics [NW/ W]	[Valid=109 /-] [Invalid=1 /-]

Value	Label	Cases	Percentage
0	沒勾選	94	 86.2%
1	有勾選	15	 13.8%
9		1	

Warning: these figures indicate the number of cases found in the data file. They cannot be interpreted as summary statistics of the population of interest.

d4_4_6: 4.4貴機構自經營「產銷營業」單位以來,在經濟面所產生之負面影響為何?(6)難以促進社區產業的發展



Information	[Type= discrete] [Format=numeric] [Range= 0-1] [Missing=*/9]
Statistics [NW/ W]	[Valid=109 /-] [Invalid=1 /-]

Value	Label	Cases	Percentage
0	沒勾選	103	 94.5%
1	有勾選	6	 5.5%
9		1	

Warning: these figures indicate the number of cases found in the data file. They cannot be interpreted as summary statistics of the population of interest.

d4_4_7: 4.4貴機構自經營「產銷營業」單位以來,在經濟面所產生之負面影響為何?(7)不認為有任何負面效應


Information	[Type= discrete] [Format=numeric] [Range= 0-1] [Missing=*/9]
Statistics [NW/ W]	[Valid=109 /-] [Invalid=1 /-]

Value	Label	Cases	Percentage
0	沒勾選	53	 48.6%
1	有勾選	56	 51.4%
9		1	

Warning: these figures indicate the number of cases found in the data file. They cannot be interpreted as summary statistics of the population of interest.

d4_4_8: 4.4貴機構自經營「產銷營業」單位以來,在經濟面所產生之負面影響為何?(8)其他(請說明)

Information	[Type= discrete] [Format=numeric] [Range= 0-1] [Missing=*/9]
Statistics [NW/ W]	[Valid=109 /-] [Invalid=1 /-]

Value	Label	Cases	Percentage
0	沒勾選	109	 100.0%
1	有勾選	0	
9		1	

Warning: these figures indicate the number of cases found in the data file. They cannot be interpreted as summary statistics of the population of interest.