

台灣 (Taiwan, ROC)

張卿卿, 國立政治大學廣告學系講座教授

傳播調查資料庫第一期第四次(2015)：政治傳播與公民傳播

Study Documentation

September 12, 2017

Metadata Production

Metadata Producer(s)	學術調查研究資料庫(Survey Research Data Archive) (SRDA) , 中央研究院人社中心調查研究 專題中心 , DDI文件製作
Production Date	September 20, 2017
Version	2.0版, 參考IHSN Nesstar Template修改
Identification	D00161

Table of Contents

Overview	4
Scope & Coverage	4
Producers & Sponsors	4
Sampling	4
Data Collection	5
Data Processing & Appraisal	5
Accessibility	5
Files Description	6
data	6
Variables Group(s)	7
基本狀況	7
傳播行為(人際及通訊篇)	9
傳播行為(報紙篇)	9
傳播行為(雜誌篇)	15
傳播行為(廣播篇)	17
傳播行為(電視篇)	19
網路使用情形	21
台灣現況	24
媒體評價	25
媒介類型與政治資訊接收	27
媒介類型與競選資訊接收	27
人際溝通與政治資訊接收	36
社會網絡與政治或公共事務溝通	36
公共事務溝通與公民參與	38
政治參與	38
公民運動參與	40
政治知識	41
政治態度、效能與信任	41
政黨認同	42
國家認同	45
個人價值	45
工作狀況篇	46
新增變項	46
網路媒體和政治或公共事務討論	46
Variables Description	47
data	48

傳播調查資料庫第一期第四次(2015)：政治傳播與公民傳播 (TCS -Taiwan Communication Survey)

The 2015 Taiwan Communication Survey (Phase One, Year Four) : Political and Civic Communication

Overview

Type	臺灣傳播調查資料庫(Taiwan Communication Survey)
Identification	D00161
Version	Production Date: 2017-03-17
Abstract 傳播調查資料庫於101年開始進行，在第一期三次的執行期間，每年針對全省民眾之傳播使用行為與不同傳播相關次主題進行調查。三年調查的主題分別為「媒介主題素養」、「網路與新興媒體行為」與「娛樂與社交傳播」。並以此調查資料為基礎建置一個傳播資料庫平台，該平台除了協助傳播調查資料的釋出外，也彙集學術與產業相關資訊，提供傳播學者搜尋同時該平台彙集傳播社群研究教學人員的基本資料和論文著作，成為傳播社群互動與交流的平台。過去三年計畫也試圖進行創新，包括(1)開發協助執行之電腦輔助面訪調查系統(CAPI)，(2)將受訪者年齡下修至九歲以上，藉以瞭解青少年的媒介使用行為與相關重要議題(例如：網路霸凌等)。一期四次與五次在前三年運作的基礎下進行延伸，針對調查部份，將主題鎖定於政治傳播與公民傳播(一期四次)以及風險與危機傳播(一期五次)。同時在方法上，一期五次預計追蹤一期三次部份的受訪者，藉以瞭解傳播媒介使用的可能影響，彌補過往橫斷式研究在因果推論上的缺憾。同時也會持續優化電腦輔助調查系統，並從展集等面向擴充資料庫平台的功能。	
Kind of Data	抽樣調查資料 (Sample survey data)
Unit of Analysis	個人

Scope & Coverage

Time Period(s)	2014-2015
Countries	台灣 (Taiwan, ROC)
Geographic Coverage 台灣地區	
Universe 臺灣地區具有本國國籍，設有戶籍且年齡在18歲以上的民眾，且每週至少4天以上居住於住居地址者為母體。	

Producers & Sponsors

Primary Investigator(s)	張卿卿，國立政治大學廣告學系講座教授
Other Producer(s)	國立政治大學廣告學系
Funding Agency/ies	科技部

Sampling

Sampling Procedure

針對全國之鄉鎮市區進行分層，其後再依據地區分層進行各階段之抽樣

Data Collection	
Data Collection Dates	start 2014-10-01 end 2015-09-30
Time Period(s)	start 2014-08-01 end 2016-07-31
Data Collection Mode	面對面訪問 (Face-to-face Interviews)

Data Processing & Appraisal	
Data Editing	中央研究院人文社會科學研究中心調查研究專題中心所進行的資料整理方式，為不合理值檢核。

Accessibility	
Contact(s)	學術調查研究資料庫(Survey Research Data Archive) (中央研究院人社中心調查研究專題中心), https://srda.sinica.edu.tw , srda@gate.sinica.edu.tw
Distributor(s)	學術調查研究資料庫(Survey Research Data Archive)
Depositor(s)	國立政治大學廣告學系
Access Conditions	會員版(一般會員、院內會員)--直接下載

Files Description

Dataset contains 1 file(s)

data	
# Cases	2002
# Variable(s)	706

Variables Group(s)

Dataset contains 24 group(s)

Group 基本狀況							
#	Name	Label	Type	Format	Valid	Invalid	Question
1	a1	A1. 性別	discrete	numeric-1.0	2002	0	-
2	a2	A2. 請問你是民國哪一年出生的?	continuous	numeric-2.0	2002	0	-
3	a3	A3. 出生地	discrete	numeric-2.0	2002	0	-
4	a3.a	A3. 出生地(其他)	discrete	character-8	49	0	-
5	a4	A4. 戶籍	discrete	numeric-2.0	2002	0	-
6	a4.a	A4. 戶籍(其他)	discrete	character-1	0	0	-
7	a5	A5. 請問你父親是哪裡人?	discrete	numeric-2.0	2002	0	-
8	a5.a	A5. 請問你父親是哪裡人?(其他)	discrete	character-6	17	0	-
9	a6	A6. 請問你母親是哪裡人?	discrete	numeric-2.0	2002	0	-
10	a6.a	A6. 請問你母親是哪裡人?(其他)	discrete	character-6	17	0	-
11	a7	A7. 請問你的婚姻狀況是?	discrete	numeric-2.0	2002	0	-
12	a7.a	A7. 請問你的婚姻狀況是?(其他)	discrete	character-1	0	0	-
13	a8	A8. 請問你的教育程度是:	discrete	numeric-2.0	2002	0	-
14	a8.a	A8. 請問你的教育程度是:(其他)	discrete	character-1	0	0	-
15	a9.1	A9. 你家裡現在有那些人住在一起?(可複選)(祖父)	discrete	numeric-1.0	23	1979	-
16	a9.2	A9. 你家裡現在有那些人住在一起?(可複選)(祖母)	discrete	numeric-1.0	43	1959	-
17	a9.3	A9. 你家裡現在有那些人住在一起?(可複選)(外祖父)	discrete	numeric-1.0	2	2000	-
18	a9.4	A9. 你家裡現在有那些人住在一起?(可複選)(外祖母)	discrete	numeric-1.0	9	1993	-
19	a9.5	A9. 你家裡現在有那些人住在一起?(可複選)(父)	discrete	numeric-1.0	383	1619	-
20	a9.6	A9. 你家裡現在有那些人住在一起?(可複選)(母)	discrete	numeric-1.0	477	1525	-
21	a9.7	A9. 你家裡現在有那些人住在一起?(可複選)(夫)	discrete	numeric-1.0	637	1365	-
22	a9.8	A9. 你家裡現在有那些人住在一起?(可複選)(妻)	discrete	numeric-1.0	522	1480	-
23	a9.9	A9. 你家裡現在有那些人住在一起?(可複選)(兄)	discrete	numeric-1.0	102	1900	-
24	a9.10	A9. 你家裡現在有那些人住在一起?(可複選)(姐)	discrete	numeric-1.0	71	1931	-
25	a9.11	A9. 你家裡現在有那些人住在一起?(可複選)(弟)	discrete	numeric-1.0	99	1903	-
26	a9.12	A9. 你家裡現在有那些人住在一起?(可複選)(妹)	discrete	numeric-1.0	82	1920	-

#	Name	Label	Type	Format	Valid	Invalid	Question
27	a9.13	A9. 你家裡現在有那些人住在一起?(可複選)(子)	discrete	numeric-1.0	802	1200	-
28	a9.14	A9. 你家裡現在有那些人住在一起?(可複選)(女)	discrete	numeric-1.0	583	1419	-
29	a9.15	A9. 你家裡現在有那些人住在一起?(可複選)(孫)	discrete	numeric-1.0	114	1888	-
30	a9.16	A9. 你家裡現在有那些人住在一起?(可複選)(孫女)	discrete	numeric-1.0	91	1911	-
31	a9.17	A9. 你家裡現在有那些人住在一起?(可複選)(外孫)	discrete	numeric-1.0	28	1974	-
32	a9.18	A9. 你家裡現在有那些人住在一起?(可複選)(公公)	discrete	numeric-1.0	41	1961	-
33	a9.19	A9. 你家裡現在有那些人住在一起?(可複選)(婆婆)	discrete	numeric-1.0	75	1927	-
34	a9.20	A9. 你家裡現在有那些人住在一起?(可複選)(媳婦)	discrete	numeric-1.0	90	1912	-
35	a9.21	A9. 你家裡現在有那些人住在一起?(可複選)(外孫女)	discrete	numeric-1.0	12	1990	-
36	a9.22	A9. 你家裡現在有那些人住在一起?(可複選)(岳父)	discrete	numeric-1.0	5	1997	-
37	a9.23	A9. 你家裡現在有那些人住在一起?(可複選)(岳母)	discrete	numeric-1.0	7	1995	-
38	a9.24	A9. 你家裡現在有那些人住在一起?(可複選)(女婿)	discrete	numeric-1.0	12	1990	-
39	a9.25	A9. 你家裡現在有那些人住在一起?(可複選)(姪)	discrete	numeric-1.0	17	1985	-
40	a9.26	A9. 你家裡現在有那些人住在一起?(可複選)(伯叔)	discrete	numeric-1.0	7	1995	-
41	a9.27	A9. 你家裡現在有那些人住在一起?(可複選)(伯叔母)	discrete	numeric-1.0	4	1998	-
42	a9.28	A9. 你家裡現在有那些人住在一起?(可複選)(嫂)	discrete	numeric-1.0	10	1992	-
43	a9.29	A9. 你家裡現在有那些人住在一起?(可複選)(甥)	discrete	numeric-1.0	9	1993	-
44	a9.30	A9. 你家裡現在有那些人住在一起?(可複選)(舅父)	discrete	numeric-1.0	2	2000	-
45	a9.31	A9. 你家裡現在有那些人住在一起?(可複選)(舅母)	discrete	numeric-1.0	2	2000	-
46	a9.32	A9. 你家裡現在有那些人住在一起?(可複選)(姊夫)	discrete	numeric-1.0	1	2001	-
47	a9.33	A9. 你家裡現在有那些人住在一起?(可複選)(姑父)	discrete	numeric-1.0	0	2002	-
48	a9.34	A9. 你家裡現在有那些人住在一起?(可複選)(姑母)	discrete	numeric-1.0	3	1999	-
49	a9.35	A9. 你家裡現在有那些人住在一起?(可複選)(弟媳)	discrete	numeric-1.0	3	1999	-
50	a9.36	A9. 你家裡現在有那些人住在一起?(可複選)(姨丈)	discrete	numeric-1.0	0	2002	-
51	a9.37	A9. 你家裡現在有那些人住在一起?(可複選)(姨母)	discrete	numeric-1.0	1	2001	-

#	Name	Label	Type	Format	Valid	Invalid	Question
52	a9.38	A9. 你家裡現在有那些人住在一起?(可複選)(妹夫)	discrete	numeric-1.0	1	2001	-
53	a9.39	A9. 你家裡現在有那些人住在一起?(可複選)(朋友)	discrete	numeric-1.0	30	1972	-
54	a9.40	A9. 你家裡現在有那些人住在一起?(可複選)(其他親戚)	discrete	numeric-1.0	14	1988	-
55	a9.41	A9. 你家裡現在有那些人住在一起?(可複選)(獨自居住)	discrete	numeric-1.0	201	1801	-
56	a9.88	A9. 你家裡現在有那些人住在一起?(可複選)(其他)	discrete	numeric-1.0	15	1987	-
57	a9.20.a	A9. 你家裡現在有那些人住在一起?(可複選)(媳婦人數)	continuous	numeric-1.0	90	1912	-
58	a9.24.a	A9. 你家裡現在有那些人住在一起?(可複選)(女婿人數)	continuous	numeric-1.0	12	1990	-
59	a9.28.a	A9. 你家裡現在有那些人住在一起?(可複選)(嫂人數)	continuous	numeric-1.0	10	1992	-
60	a9.32.a	A9. 你家裡現在有那些人住在一起?(可複選)(姊夫人數)	continuous	numeric-1.0	1	2001	-
61	a9.35.a	A9. 你家裡現在有那些人住在一起?(可複選)(弟媳人數)	continuous	numeric-1.0	3	1999	-
62	a9.38.a	A9. 你家裡現在有那些人住在一起?(可複選)(妹夫人數)	continuous	numeric-1.0	1	2001	-
63	a9.88.a	A9. 你家裡現在有那些人住在一起?(可複選)(其他說明)	discrete	character-8	15	0	-

Group 傳播行為(人際及通訊篇)

#	Name	Label	Type	Format	Valid	Invalid	Question
1	b1a	B1a. 請問你有沒有使用手機?	discrete	numeric-1.0	2002	0	-
2	b1b	B1b. 請問你手機的類型是?	discrete	numeric-1.0	1825	177	-
3	b2	B2. 請問你使用行動媒體的頻率?	discrete	numeric-1.0	1825	177	-

Group 傳播行為(報紙篇)

#	Name	Label	Type	Format	Valid	Invalid	Question
1	c1a	C1a. 請問你每週平均有幾天會看報紙?	continuous	numeric-3.1	2002	0	-
2	c1b.1	C1b. 請問你如果有讀報紙的那一天,你一整天大概會看多久?(時)	continuous	numeric-1.0	831	1171	-
3	c1b.2	C1b. 請問你如果有讀報紙的那一天,你一整天大概會看多久?(分)	continuous	numeric-2.0	831	1171	-

#	Name	Label	Type	Format	Valid	Invalid	Question
4	c1c.1	C1c. 請問你最常看哪幾份報紙?(可複選)(自由時報)	discrete	numeric-1.0	428	1574	-
5	c1c.2	C1c. 請問你最常看哪幾份報紙?(可複選)(蘋果日報)	discrete	numeric-1.0	404	1598	-
6	c1c.3	C1c. 請問你最常看哪幾份報紙?(可複選)(聯合報)	discrete	numeric-1.0	239	1763	-
7	c1c.4	C1c. 請問你最常看哪幾份報紙?(可複選)(中國時報)	discrete	numeric-1.0	151	1851	-
8	c1c.5	C1c. 請問你最常看哪幾份報紙?(可複選)(經濟日報)	discrete	numeric-1.0	43	1959	-
9	c1c.6	C1c. 請問你最常看哪幾份報紙?(可複選)(工商時報)	discrete	numeric-1.0	20	1982	-
10	c1c.7	C1c. 請問你最常看哪幾份報紙?(可複選)(聯合晚報)	discrete	numeric-1.0	23	1979	-
11	c1c.8	C1c. 請問你最常看哪幾份報紙?(可複選)(爽報(免費報紙))	discrete	numeric-1.0	27	1975	-
12	c1c.9	C1c. 請問你最常看哪幾份報紙?(可複選)(Upaper(免費報紙))	discrete	numeric-1.0	11	1991	-
13	c1c.10	C1c. 請問你最常看哪幾份報紙?(可複選)(中華日報(臺南市))	discrete	numeric-1.0	8	1994	-
14	c1c.11	C1c. 請問你最常看哪幾份報紙?(可複選)(臺灣時報(高雄市))	discrete	numeric-1.0	2	2000	-
15	c1c.12	C1c. 請問你最常看哪幾份報紙?(可複選)(人間福報)	discrete	numeric-1.0	13	1989	-
16	c1c.13	C1c. 請問你最常看哪幾份報紙?(可複選)(更生日報(花蓮縣、臺東縣))	discrete	numeric-1.0	24	1978	-
17	c1c.14	C1c. 請問你最常看哪幾份報紙?(可複選)(國語日報)	discrete	numeric-1.0	7	1995	-
18	c1c.15	C1c. 請問你最常看哪幾份報紙?(可複選)(青年日報)	discrete	numeric-1.0	2	2000	-
19	c1c.16	C1c. 請問你最常看哪幾份報紙?(可複選)(China Post)	discrete	numeric-1.0	0	2002	-
20	c1c.17	C1c. 請問你最常看哪幾份報紙?(可複選)(旺報)	discrete	numeric-1.0	5	1997	-
21	c1c.18	C1c. 請問你最常看哪幾份報紙?(可複選)(中國經濟通訊社CENS)	discrete	numeric-1.0	0	2002	-
22	c1c.19	C1c. 請問你最常看哪幾份報紙?(可複選)(Taipei Times)	discrete	numeric-1.0	2	2000	-
23	c1c.20	C1c. 請問你最常看哪幾份報紙?(可複選)(馬祖日報)	discrete	numeric-1.0	0	2002	-
24	c1c.21	C1c. 請問你最常看哪幾份報紙?(可複選)(金門日報)	discrete	numeric-1.0	0	2002	-
25	c1c.22	C1c. 請問你最常看哪幾份報紙?(可複選)(民眾日報(高雄市))	discrete	numeric-1.0	0	2002	-

#	Name	Label	Type	Format	Valid	Invalid	Question
26	c1c.23	C1c. 請問你最常看哪幾份報紙?(可複選)(台灣新聞報(高雄市))	discrete	numeric-1.0	1	2001	-
27	c1c.24	C1c. 請問你最常看哪幾份報紙?(可複選)(台中日報(臺中市))	discrete	numeric-1.0	0	2002	-
28	c1c.25	C1c. 請問你最常看哪幾份報紙?(可複選)(台中晚報(臺中市))	discrete	numeric-1.0	0	2002	-
29	c1c.26	C1c. 請問你最常看哪幾份報紙?(可複選)(台中時報(臺中市))	discrete	numeric-1.0	0	2002	-
30	c1c.27	C1c. 請問你最常看哪幾份報紙?(可複選)(旱溪地區報(臺中市))	discrete	numeric-1.0	0	2002	-
31	c1c.28	C1c. 請問你最常看哪幾份報紙?(可複選)(東方快報(花蓮縣))	discrete	numeric-1.0	1	2001	-
32	c1c.29	C1c. 請問你最常看哪幾份報紙?(可複選)(享活誌(新北市))	discrete	numeric-1.0	0	2002	-
33	c1c.30	C1c. 請問你最常看哪幾份報紙?(可複選)(巨報(嘉義縣、嘉義市))	discrete	numeric-1.0	0	2002	-
34	c1c.31	C1c. 請問你最常看哪幾份報紙?(可複選)(台灣教會公報(清領時期創立))	discrete	numeric-1.0	0	2002	-
35	c1c.32	C1c. 請問你最常看哪幾份報紙?(可複選)(基督教論壇報)	discrete	numeric-1.0	0	2002	-
36	c1c.33	C1c. 請問你最常看哪幾份報紙?(可複選)(天主教週報)	discrete	numeric-1.0	0	2002	-
37	c1c.34	C1c. 請問你最常看哪幾份報紙?(可複選)(前鋒招標日報)	discrete	numeric-1.0	0	2002	-
38	c1c.35	C1c. 請問你最常看哪幾份報紙?(可複選)(台灣新生報)	discrete	numeric-1.0	1	2001	-
39	c1c.36	C1c. 請問你最常看哪幾份報紙?(可複選)(大紀元時報)	discrete	numeric-1.0	8	1994	-
40	c1c.37	C1c. 請問你最常看哪幾份報紙?(可複選)(國語週刊)	discrete	numeric-1.0	0	2002	-
41	c1c.38	C1c. 請問你最常看哪幾份報紙?(可複選)(台灣立報)	discrete	numeric-1.0	0	2002	-
42	c1c.39	C1c. 請問你最常看哪幾份報紙?(可複選)(破報)	discrete	numeric-1.0	0	2002	-
43	c1c.40	C1c. 請問你最常看哪幾份報紙?(可複選)(都會時報)	discrete	numeric-1.0	0	2002	-
44	c1c.41	C1c. 請問你最常看哪幾份報紙?(可複選)(台灣時報)	discrete	numeric-1.0	2	2000	-
45	c1c.42	C1c. 請問你最常看哪幾份報紙?(可複選)(電子時報)	discrete	numeric-1.0	2	2000	-

#	Name	Label	Type	Format	Valid	Invalid	Question
46	c1c.43	C1c. 請問你最常看哪幾份報紙?(可複選)(Taiwan News)	discrete	numeric-1.0	2	2000	-
47	c1c.88	C1c. 請問你最常看哪幾份報紙?(可複選)(其他)	discrete	numeric-1.0	0	2002	-
48	c1c.88.a	C1c. 請問你最常看哪幾份報紙?(可複選)(其他說明)	discrete	character-1	0	0	-
49	c2.1	C2. 你看報紙最常看下列哪幾種內容?(可複選)(社會新聞)	discrete	numeric-1.0	673	1329	-
50	c2.2	C2. 你看報紙最常看下列哪幾種內容?(可複選)(國際新聞)	discrete	numeric-1.0	453	1549	-
51	c2.3	C2. 你看報紙最常看下列哪幾種內容?(可複選)(氣象)	discrete	numeric-1.0	192	1810	-
52	c2.4	C2. 你看報紙最常看下列哪幾種內容?(可複選)(時事評論)	discrete	numeric-1.0	287	1715	-
53	c2.5	C2. 你看報紙最常看下列哪幾種內容?(可複選)(交通資訊)	discrete	numeric-1.0	100	1902	-
54	c2.6	C2. 你看報紙最常看下列哪幾種內容?(可複選)(政治新聞)	discrete	numeric-1.0	342	1660	-
55	c2.7	C2. 你看報紙最常看下列哪幾種內容?(可複選)(大陸新聞)	discrete	numeric-1.0	116	1886	-
56	c2.8	C2. 你看報紙最常看下列哪幾種內容?(可複選)(頭版焦點)	discrete	numeric-1.0	561	1441	-
57	c2.9	C2. 你看報紙最常看下列哪幾種內容?(可複選)(消費購物)	discrete	numeric-1.0	190	1812	-
58	c2.10	C2. 你看報紙最常看下列哪幾種內容?(可複選)(觀光旅遊)	discrete	numeric-1.0	319	1683	-
59	c2.11	C2. 你看報紙最常看下列哪幾種內容?(可複選)(財經股市)	discrete	numeric-1.0	194	1808	-
60	c2.12	C2. 你看報紙最常看下列哪幾種內容?(可複選)(美食)	discrete	numeric-1.0	290	1712	-
61	c2.13	C2. 你看報紙最常看下列哪幾種內容?(可複選)(影視娛樂)	discrete	numeric-1.0	393	1609	-
62	c2.14	C2. 你看報紙最常看下列哪幾種內容?(可複選)(益智競賽(數獨、填字謎等))	discrete	numeric-1.0	55	1947	-
63	c2.15	C2. 你看報紙最常看下列哪幾種內容?(可複選)(家庭生活)	discrete	numeric-1.0	277	1725	-
64	c2.16	C2. 你看報紙最常看下列哪幾種內容?(可複選)(體育新聞)	discrete	numeric-1.0	240	1762	-

#	Name	Label	Type	Format	Valid	Invalid	Question
65	c2.17	C2. 你看報紙最常看下列哪幾種內容?(可複選)(醫療衛生保健)	discrete	numeric-1.0	364	1638	-
66	c2.18	C2. 你看報紙最常看下列哪幾種內容?(可複選)(藝術文化)	discrete	numeric-1.0	167	1835	-
67	c2.19	C2. 你看報紙最常看下列哪幾種內容?(可複選)(文學小說)	discrete	numeric-1.0	96	1906	-
68	c2.20	C2. 你看報紙最常看下列哪幾種內容?(可複選)(宗教)	discrete	numeric-1.0	53	1949	-
69	c2.21	C2. 你看報紙最常看下列哪幾種內容?(可複選)(命理、風水、占卜)	discrete	numeric-1.0	89	1913	-
70	c2.22	C2. 你看報紙最常看下列哪幾種內容?(可複選)(科技新知)	discrete	numeric-1.0	184	1818	-
71	c2.23	C2. 你看報紙最常看下列哪幾種內容?(可複選)(教學(語言教學))	discrete	numeric-1.0	70	1932	-
72	c2.24	C2. 你看報紙最常看下列哪幾種內容?(可複選)(政令宣傳)	discrete	numeric-1.0	55	1947	-
73	c2.25	C2. 你看報紙最常看下列哪幾種內容?(可複選)(求職)	discrete	numeric-1.0	26	1976	-
74	c2.26	C2. 你看報紙最常看下列哪幾種內容?(可複選)(企管行銷)	discrete	numeric-1.0	37	1965	-
75	c2.88	C2. 你看報紙最常看下列哪幾種內容?(可複選)(其他)	discrete	numeric-1.0	0	2002	-
76	c2.88.a	C2. 你看報紙最常看下列哪幾種內容?(可複選)(其他說明)	discrete	character-1	0	0	-
77	c3	C3. 請問你平常會不會上網?	discrete	numeric-1.0	2002	0	-
78	c4a	C4a. 請問你每週平均有幾天會看網路新聞?	continuous	numeric-3.1	1443	559	-
79	c4b.1	C4b. 請問你如果有看網路新聞的那一天,你一整天大概會看多久?(時)	continuous	numeric-2.0	1219	783	-
80	c4b.2	C4b. 請問你如果有看網路新聞的那一天,你一整天大概會看多久?(分)	continuous	numeric-2.0	1219	783	-
81	c4c.1	C4c. 請問你最常看哪幾個網站的新聞?(可複選)(Yahoo!奇摩)	discrete	numeric-1.0	958	1044	-
82	c4c.2	C4c. 請問你最常看哪幾個網站的新聞?(可複選)(壹蘋果)	discrete	numeric-1.0	477	1525	-
83	c4c.3	C4c. 請問你最常看哪幾個網站的新聞?(可複選)(聯合新聞網)	discrete	numeric-1.0	200	1802	-
84	c4c.4	C4c. 請問你最常看哪幾個網站的新聞?(可複選)(Google(谷歌))	discrete	numeric-1.0	320	1682	-

#	Name	Label	Type	Format	Valid	Invalid	Question
85	c4c.5	C4c. 請問你最常看哪幾個網站的新聞?(可複選)(Ettoday東森新聞雲)	discrete	numeric-1.0	305	1697	-
86	c4c.6	C4c. 請問你最常看哪幾個網站的新聞?(可複選)(中時電子報)	discrete	numeric-1.0	117	1885	-
87	c4c.7	C4c. 請問你最常看哪幾個網站的新聞?(可複選)(自由時報)	discrete	numeric-1.0	99	1903	-
88	c4c.8	C4c. 請問你最常看哪幾個網站的新聞?(可複選)(Nownews(今日新聞))	discrete	numeric-1.0	77	1925	-
89	c4c.9	C4c. 請問你最常看哪幾個網站的新聞?(可複選)(MSN(微軟MSN臺灣新聞))	discrete	numeric-1.0	29	1973	-
90	c4c.10	C4c. 請問你最常看哪幾個網站的新聞?(可複選)(PC Home(網路家庭))	discrete	numeric-1.0	21	1981	-
91	c4c.11	C4c. 請問你最常看哪幾個網站的新聞?(可複選)(BBS(電子佈告欄))	discrete	numeric-1.0	48	1954	-
92	c4c.12	C4c. 請問你最常看哪幾個網站的新聞?(可複選)(立報)	discrete	numeric-1.0	2	2000	-
93	c4c.13	C4c. 請問你最常看哪幾個網站的新聞?(可複選)(四方報)	discrete	numeric-1.0	1	2001	-
94	c4c.14	C4c. 請問你最常看哪幾個網站的新聞?(可複選)(苦勞網)	discrete	numeric-1.0	5	1997	-
95	c4c.15	C4c. 請問你最常看哪幾個網站的新聞?(可複選)(上下游新聞市集)	discrete	numeric-1.0	2	2000	-
96	c4c.16	C4c. 請問你最常看哪幾個網站的新聞?(可複選)(環境資訊電子報)	discrete	numeric-1.0	2	2000	-
97	c4c.17	C4c. 請問你最常看哪幾個網站的新聞?(可複選)(公民行動影音記錄資料庫)	discrete	numeric-1.0	7	1995	-
98	c4c.18	C4c. 請問你最常看哪幾個網站的新聞?(可複選)(新頭殼)	discrete	numeric-1.0	26	1976	-
99	c4c.19	C4c. 請問你最常看哪幾個網站的新聞?(可複選)(風傳媒)	discrete	numeric-1.0	34	1968	-
100	c4c.20	C4c. 請問你最常看哪幾個網站的新聞?(可複選)(The News Lens(關鍵評論網))	discrete	numeric-1.0	19	1983	-
101	c4c.21	C4c. 請問你最常看哪幾個網站的新聞?(可複選)(WeReport(調查報導公眾委製平台))	discrete	numeric-1.0	2	2000	-
102	c4c.22	C4c. 請問你最常看哪幾個網站的新聞?(可複選)(PNN公共議題中心)	discrete	numeric-1.0	4	1998	-

#	Name	Label	Type	Format	Valid	Invalid	Question
103	c4c.23	C4c. 請問你最常看哪幾個網站的新聞?(可複選)(公民新聞(PEOPO))	discrete	numeric-1.0	11	1991	-
104	c4c.88	C4c. 請問你最常看哪幾個網站的新聞?(可複選)(其他)	discrete	numeric-1.0	19	1983	-
105	c4c.88.a	C4c. 請問你最常看哪幾個網站的新聞?(可複選)(其他說明)	discrete	character-22	19	0	-
106	c4c.80	C4c. 請問你最常看哪幾個網站的新聞?(可複選)(其他說明)	discrete	character-1	0	0	-

Group 傳播行為(雜誌篇)

#	Name	Label	Type	Format	Valid	Invalid	Question
1	d1a	D1a. 請問你每個月平均有幾天會看雜誌?	continuous	numeric-4.1	2002	0	-
2	d1b.1	D1b. 請問你如果有看雜誌的那一天,你大概一整天會看多久?(時)	continuous	numeric-1.0	658	1344	-
3	d1b.2	D1b. 請問你如果有看雜誌的那一天,你大概一整天會看多久?(分)	continuous	numeric-2.0	658	1344	-
4	d2.1	D2. 你看雜誌最常看下列哪幾種內容?(可複選)(社會新聞)	discrete	numeric-1.0	247	1755	-
5	d2.2	D2. 你看雜誌最常看下列哪幾種內容?(可複選)(國際新聞)	discrete	numeric-1.0	179	1823	-
6	d2.3	D2. 你看雜誌最常看下列哪幾種內容?(可複選)(時事評論)	discrete	numeric-1.0	181	1821	-
7	d2.4	D2. 你看雜誌最常看下列哪幾種內容?(可複選)(政治新聞)	discrete	numeric-1.0	121	1881	-
8	d2.5	D2. 你看雜誌最常看下列哪幾種內容?(可複選)(消費購物)	discrete	numeric-1.0	183	1819	-
9	d2.6	D2. 你看雜誌最常看下列哪幾種內容?(可複選)(觀光旅遊)	discrete	numeric-1.0	294	1708	-
10	d2.7	D2. 你看雜誌最常看下列哪幾種內容?(可複選)(財經股市)	discrete	numeric-1.0	211	1791	-
11	d2.8	D2. 你看雜誌最常看下列哪幾種內容?(可複選)(美食)	discrete	numeric-1.0	232	1770	-
12	d2.9	D2. 你看雜誌最常看下列哪幾種內容?(可複選)(時尚流行趨勢)	discrete	numeric-1.0	187	1815	-
13	d2.10	D2. 你看雜誌最常看下列哪幾種內容?(可複選)(汽車)	discrete	numeric-1.0	69	1933	-
14	d2.11	D2. 你看雜誌最常看下列哪幾種內容?(可複選)(影視娛樂)	discrete	numeric-1.0	209	1793	-

#	Name	Label	Type	Format	Valid	Invalid	Question
15	d2.12	D2. 你看雜誌最常看下列哪幾種內容?(可複選)(音樂歌曲)	discrete	numeric-1.0	98	1904	-
16	d2.13	D2. 你看雜誌最常看下列哪幾種內容?(可複選)(電玩、漫畫)	discrete	numeric-1.0	41	1961	-
17	d2.14	D2. 你看雜誌最常看下列哪幾種內容?(可複選)(家庭生活)	discrete	numeric-1.0	175	1827	-
18	d2.15	D2. 你看雜誌最常看下列哪幾種內容?(可複選)(體育)	discrete	numeric-1.0	87	1915	-
19	d2.16	D2. 你看雜誌最常看下列哪幾種內容?(可複選)(醫療衛生保健)	discrete	numeric-1.0	272	1730	-
20	d2.17	D2. 你看雜誌最常看下列哪幾種內容?(可複選)(寵物)	discrete	numeric-1.0	39	1963	-
21	d2.18	D2. 你看雜誌最常看下列哪幾種內容?(可複選)(藝術文化)	discrete	numeric-1.0	133	1869	-
22	d2.19	D2. 你看雜誌最常看下列哪幾種內容?(可複選)(文學小說)	discrete	numeric-1.0	60	1942	-
23	d2.20	D2. 你看雜誌最常看下列哪幾種內容?(可複選)(宗教)	discrete	numeric-1.0	51	1951	-
24	d2.21	D2. 你看雜誌最常看下列哪幾種內容?(可複選)(命理、風水、占卜)	discrete	numeric-1.0	69	1933	-
25	d2.22	D2. 你看雜誌最常看下列哪幾種內容?(可複選)(古典音樂)	discrete	numeric-1.0	37	1965	-
26	d2.23	D2. 你看雜誌最常看下列哪幾種內容?(可複選)(資訊科技(攝影))	discrete	numeric-1.0	107	1895	-
27	d2.24	D2. 你看雜誌最常看下列哪幾種內容?(可複選)(科學新知)	discrete	numeric-1.0	136	1866	-
28	d2.25	D2. 你看雜誌最常看下列哪幾種內容?(可複選)(學術思想)	discrete	numeric-1.0	48	1954	-
29	d2.26	D2. 你看雜誌最常看下列哪幾種內容?(可複選)(教學)	discrete	numeric-1.0	56	1946	-
30	d2.27	D2. 你看雜誌最常看下列哪幾種內容?(可複選)(公共事務)	discrete	numeric-1.0	56	1946	-
31	d2.28	D2. 你看雜誌最常看下列哪幾種內容?(可複選)(法令)	discrete	numeric-1.0	33	1969	-
32	d2.29	D2. 你看雜誌最常看下列哪幾種內容?(可複選)(求職)	discrete	numeric-1.0	19	1983	-
33	d2.30	D2. 你看雜誌最常看下列哪幾種內容?(可複選)(企管行銷)	discrete	numeric-1.0	54	1948	-
34	d2.88	D2. 你看雜誌最常看下列哪幾種內容?(可複選)(其他)	discrete	numeric-1.0	0	2002	-

#	Name	Label	Type	Format	Valid	Invalid	Question
35	d2.88.a	D2. 你看雜誌最常看下列哪幾種內容?(可複選)(其他說明)	discrete	character-1	0	0	-

Group 傳播行為(廣播篇)

#	Name	Label	Type	Format	Valid	Invalid	Question
1	e1	E1. 請問你每週平均有幾天會聽廣播?	continuous	numeric-3.1	2002	0	-
2	e2.1	E2. 請問你如果有聽廣播的那一天,你大概一整天會聽多久?(時)	continuous	numeric-2.0	768	1234	-
3	e2.2	E2. 請問你如果有聽廣播的那一天,你大概一整天會聽多久?(分)	continuous	numeric-2.0	768	1234	-
4	e3.1	E3. 你聽廣播最常聽或最常聽到以下哪幾種類型的節目?(可複選)(社會新聞)	discrete	numeric-1.0	435	1567	-
5	e3.2	E3. 你聽廣播最常聽或最常聽到以下哪幾種類型的節目?(可複選)(國際新聞)	discrete	numeric-1.0	272	1730	-
6	e3.3	E3. 你聽廣播最常聽或最常聽到以下哪幾種類型的節目?(可複選)(氣象)	discrete	numeric-1.0	212	1790	-
7	e3.4	E3. 你聽廣播最常聽或最常聽到以下哪幾種類型的節目?(可複選)(時事評論(含Call-In節目))	discrete	numeric-1.0	159	1843	-
8	e3.5	E3. 你聽廣播最常聽或最常聽到以下哪幾種類型的節目?(可複選)(交通服務)	discrete	numeric-1.0	232	1770	-
9	e3.6	E3. 你聽廣播最常聽或最常聽到以下哪幾種類型的節目?(可複選)(政治新聞)	discrete	numeric-1.0	201	1801	-
10	e3.7	E3. 你聽廣播最常聽或最常聽到以下哪幾種類型的節目?(可複選)(消費購物)	discrete	numeric-1.0	81	1921	-
11	e3.8	E3. 你聽廣播最常聽或最常聽到以下哪幾種類型的節目?(可複選)(觀光旅遊)	discrete	numeric-1.0	107	1895	-
12	e3.9	E3. 你聽廣播最常聽或最常聽到以下哪幾種類型的節目?(可複選)(財經股市)	discrete	numeric-1.0	93	1909	-
13	e3.10	E3. 你聽廣播最常聽或最常聽到以下哪幾種類型的節目?(可複選)(美食)	discrete	numeric-1.0	105	1897	-
14	e3.11	E3. 你聽廣播最常聽或最常聽到以下哪幾種類型的節目?(可複選)(音樂歌曲)	discrete	numeric-1.0	614	1388	-
15	e3.12	E3. 你聽廣播最常聽或最常聽到以下哪幾種類型的節目?(可複選)(戲劇(例如:廣播劇、單元劇等))	discrete	numeric-1.0	55	1947	-

#	Name	Label	Type	Format	Valid	Invalid	Question
16	e3.13	E3. 你聽廣播最常聽或最常聽到以下哪幾種類型的節目?(可複選)(家庭生活)	discrete	numeric-1.0	96	1906	-
17	e3.14	E3. 你聽廣播最常聽或最常聽到以下哪幾種類型的節目?(可複選)(兒童節目)	discrete	numeric-1.0	16	1986	-
18	e3.15	E3. 你聽廣播最常聽或最常聽到以下哪幾種類型的節目?(可複選)(體育賽事轉播)	discrete	numeric-1.0	58	1944	-
19	e3.16	E3. 你聽廣播最常聽或最常聽到以下哪幾種類型的節目?(可複選)(醫療衛生保健)	discrete	numeric-1.0	120	1882	-
20	e3.17	E3. 你聽廣播最常聽或最常聽到以下哪幾種類型的節目?(可複選)(藝術文化)	discrete	numeric-1.0	58	1944	-
21	e3.18	E3. 你聽廣播最常聽或最常聽到以下哪幾種類型的節目?(可複選)(宗教)	discrete	numeric-1.0	24	1978	-
22	e3.19	E3. 你聽廣播最常聽或最常聽到以下哪幾種類型的節目?(可複選)(命理、風水、占卜)	discrete	numeric-1.0	51	1951	-
23	e3.20	E3. 你聽廣播最常聽或最常聽到以下哪幾種類型的節目?(可複選)(古典音樂)	discrete	numeric-1.0	76	1926	-
24	e3.21	E3. 你聽廣播最常聽或最常聽到以下哪幾種類型的節目?(可複選)(傳統藝術(例如:國劇/國樂/民俗藝術/表演藝術等))	discrete	numeric-1.0	23	1979	-
25	e3.22	E3. 你聽廣播最常聽或最常聽到以下哪幾種類型的節目?(可複選)(資訊科技)	discrete	numeric-1.0	53	1949	-
26	e3.23	E3. 你聽廣播最常聽或最常聽到以下哪幾種類型的節目?(可複選)(科學新知)	discrete	numeric-1.0	42	1960	-
27	e3.24	E3. 你聽廣播最常聽或最常聽到以下哪幾種類型的節目?(可複選)(教學節目)	discrete	numeric-1.0	41	1961	-
28	e3.25	E3. 你聽廣播最常聽或最常聽到以下哪幾種類型的節目?(可複選)(社教節目/政令宣導/公共事務)	discrete	numeric-1.0	41	1961	-
29	e3.26	E3. 你聽廣播最常聽或最常聽到以下哪幾種類型的節目?(可複選)(求職)	discrete	numeric-1.0	8	1994	-
30	e3.27	E3. 你聽廣播最常聽或最常聽到以下哪幾種類型的節目?(可複選)(企管行銷)	discrete	numeric-1.0	17	1985	-
31	e3.88	E3. 你聽廣播最常聽或最常聽到以下哪幾種類型的節目?(可複選)(其他)	discrete	numeric-2.0	0	2002	-
32	e3.88.a	E3. 你聽廣播最常聽或最常聽到以下哪幾種類型的節目?(可複選)(其他說明)	discrete	character-1	0	0	-

Group 傳播行為(電視篇)							
#	Name	Label	Type	Format	Valid	Invalid	Question
1	f1	F1. 請問你每星期的平常日(週一到週五)平均有幾天會看電視?	continuous	numeric-3.1	2002	0	-
2	f2.1	F2. 在你有看電視的平常日(週一到週五),你大概一整天會看多久?(時)	continuous	numeric-2.0	1856	146	-
3	f2.2	F2. 在你有看電視的平常日(週一到週五),你大概一整天會看多久?(分)	continuous	numeric-2.0	1856	146	-
4	f3	F3. 請問你每星期的週末(週六、週日)平均有幾天會看電視?	continuous	numeric-3.1	2002	0	-
5	f4.1	F4. 在你有看電視的週六或週日,你大概一整天會看多久?(時)	continuous	numeric-2.0	1758	244	-
6	f4.2	F4. 在你有看電視的週六或週日,你大概一整天會看多久?(分)	continuous	numeric-2.0	1758	244	-
7	f5.1	F5. 你最常看下列哪幾種類型的電視節目?(可複選)(社會新聞)	discrete	numeric-1.0	1555	447	-
8	f5.2	F5. 你最常看下列哪幾種類型的電視節目?(可複選)(國際新聞)	discrete	numeric-1.0	1042	960	-
9	f5.3	F5. 你最常看下列哪幾種類型的電視節目?(可複選)(氣象)	discrete	numeric-1.0	958	1044	-
10	f5.4	F5. 你最常看下列哪幾種類型的電視節目?(可複選)(時事評論(包括政論性談話節目))	discrete	numeric-1.0	625	1377	-
11	f5.5	F5. 你最常看下列哪幾種類型的電視節目?(可複選)(交通服務)	discrete	numeric-1.0	201	1801	-
12	f5.6	F5. 你最常看下列哪幾種類型的電視節目?(可複選)(政治新聞)	discrete	numeric-1.0	825	1177	-
13	f5.7	F5. 你最常看下列哪幾種類型的電視節目?(可複選)(消費購物)	discrete	numeric-1.0	280	1722	-
14	f5.8	F5. 你最常看下列哪幾種類型的電視節目?(可複選)(觀光旅遊)	discrete	numeric-1.0	652	1350	-
15	f5.9	F5. 你最常看下列哪幾種類型的電視節目?(可複選)(財經股市)	discrete	numeric-1.0	307	1695	-
16	f5.10	F5. 你最常看下列哪幾種類型的電視節目?(可複選)(美食)	discrete	numeric-1.0	650	1352	-
17	f5.11	F5. 你最常看下列哪幾種類型的電視節目?(可複選)(影視娛樂)	discrete	numeric-1.0	518	1484	-
18	f5.12	F5. 你最常看下列哪幾種類型的電視節目?(可複選)	discrete	numeric-1.0	875	1127	-

#	Name	Label	Type	Format	Valid	Invalid	Question
		(綜藝(包括主持人來賓訪談))					
19	f5.13	F5. 你最常看下列哪幾種類型的電視節目?(可複選)(音樂歌唱)	discrete	numeric-1.0	454	1548	-
20	f5.14	F5. 你最常看下列哪幾種類型的電視節目?(可複選)(戲劇(例如:單元劇、連續劇等))	discrete	numeric-1.0	908	1094	-
21	f5.15	F5. 你最常看下列哪幾種類型的電視節目?(可複選)(益智競賽)	discrete	numeric-1.0	169	1833	-
22	f5.16	F5. 你最常看下列哪幾種類型的電視節目?(可複選)(電影)	discrete	numeric-1.0	750	1252	-
23	f5.17	F5. 你最常看下列哪幾種類型的電視節目?(可複選)(影集)	discrete	numeric-1.0	324	1678	-
24	f5.18	F5. 你最常看下列哪幾種類型的電視節目?(可複選)(家庭生活)	discrete	numeric-1.0	234	1768	-
25	f5.19	F5. 你最常看下列哪幾種類型的電視節目?(可複選)(卡通、兒童節目)	discrete	numeric-1.0	249	1753	-
26	f5.20	F5. 你最常看下列哪幾種類型的電視節目?(可複選)(體育節目)	discrete	numeric-1.0	323	1679	-
27	f5.21	F5. 你最常看下列哪幾種類型的電視節目?(可複選)(醫療衛生保健)	discrete	numeric-1.0	407	1595	-
28	f5.22	F5. 你最常看下列哪幾種類型的電視節目?(可複選)(藝術文化)	discrete	numeric-1.0	137	1865	-
29	f5.23	F5. 你最常看下列哪幾種類型的電視節目?(可複選)(文學小說)	discrete	numeric-1.0	30	1972	-
30	f5.24	F5. 你最常看下列哪幾種類型的電視節目?(可複選)(宗教)	discrete	numeric-1.0	83	1919	-
31	f5.25	F5. 你最常看下列哪幾種類型的電視節目?(可複選)(命理、風水、占卜)	discrete	numeric-1.0	122	1880	-
32	f5.26	F5. 你最常看下列哪幾種類型的電視節目?(可複選)(古典音樂)	discrete	numeric-1.0	60	1942	-
33	f5.27	F5. 你最常看下列哪幾種類型的電視節目?(可複選)(傳統藝術(例如:國劇/國樂/民俗藝術/表演藝術等))	discrete	numeric-1.0	72	1930	-
34	f5.28	F5. 你最常看下列哪幾種類型的電視節目?(可複選)(資訊科技)	discrete	numeric-1.0	181	1821	-
35	f5.29	F5. 你最常看下列哪幾種類型的電視節目?(可複選)	discrete	numeric-1.0	525	1477	-

#	Name	Label	Type	Format	Valid	Invalid	Question
		(知識(例如:國家地理、探索頻道等))					
36	f5.30	F5. 你最常看下列哪幾種類型的電視節目?(可複選)(學術思想)	discrete	numeric-1.0	41	1961	-
37	f5.31	F5. 你最常看下列哪幾種類型的電視節目?(可複選)(教學節目)	discrete	numeric-1.0	78	1924	-
38	f5.32	F5. 你最常看下列哪幾種類型的電視節目?(可複選)(社教節目/政令宣導/公共事務)	discrete	numeric-1.0	50	1952	-
39	f5.33	F5. 你最常看下列哪幾種類型的電視節目?(可複選)(法令服務)	discrete	numeric-1.0	30	1972	-
40	f5.34	F5. 你最常看下列哪幾種類型的電視節目?(可複選)(求職)	discrete	numeric-1.0	10	1992	-
41	f5.35	F5. 你最常看下列哪幾種類型的電視節目?(可複選)(企管行銷)	discrete	numeric-1.0	33	1969	-
42	f5.88	F5. 你最常看下列哪幾種類型的電視節目?(可複選)(其他)	discrete	numeric-1.0	0	2002	-
43	f5.88.a	F5. 你最常看下列哪幾種類型的電視節目?(可複選)(其他說明)	discrete	character-1	0	0	-
44	f6	F6. 你平均每週有幾天會看電視新聞?	continuous	numeric-3.1	1890	112	-
45	f7.1	F7. 你如果有看電視新聞的那一天,你大概一整天會看多久?(時)	continuous	numeric-2.0	1829	173	-
46	f7.2	F7. 你如果有看電視新聞的那一天,你大概一整天會看多久?(分)	continuous	numeric-2.0	1829	173	-
47	f8	F8. 你最常看哪一台電視新聞?	discrete	numeric-2.0	1829	173	-

Group 網路使用情形

#	Name	Label	Type	Format	Valid	Invalid	Question
1	g1.1.a	G1.1.A. 你每天利用電腦上網工作、學習的時間有多久?(分)	continuous	numeric-3.0	1443	559	-
2	g1.1.b	G1.1.B. 你每天利用平板上網工作、學習的時間有多久?(分)	continuous	numeric-3.0	1443	559	-
3	g1.1.c	G1.1.C. 你每天利用手機上網工作、學習的時間有多久?(分)	continuous	numeric-3.0	1443	559	-
4	g1.2.a	G1.2.A. 扣除工作與學習的上網時間後,你平均每天使用電腦上網娛樂與休閒的時間大約有多久?(分)	continuous	numeric-3.0	1443	559	-

#	Name	Label	Type	Format	Valid	Invalid	Question
5	g1.2.b	G1.2.B. 扣除工作與學習的上網時間後,你平均每天使用平板上網娛樂與休閒的時間大約有多久?(分)	continuous	numeric-3.0	1443	559	-
6	g1.2.c	G1.2.C. 扣除工作與學習的上網時間後,你平均每天使用手機上網娛樂與休閒的時間大約有多久?(分)	continuous	numeric-3.0	1443	559	-
7	g2.1	G2.1. 你多常上網收發電子郵件(E-mail)?	discrete	numeric-1.0	1443	559	-
8	g2.2	G2.2. 你多常上網蒐尋、瀏覽資訊?	discrete	numeric-1.0	1443	559	-
9	g2.3	G2.3. 你多常上網看新聞?	discrete	numeric-1.0	1443	559	-
10	g2.4	G2.4. 你多常上網雲端傳輸資料?	discrete	numeric-1.0	1443	559	-
11	g2.5	G2.5. 你多常上網交易購物或網拍?	discrete	numeric-1.0	1443	559	-
12	g2.6	G2.6. 你最近一年內多常上網使用即時通訊與他人互動?	discrete	numeric-1.0	1443	559	-
13	g2.7	G2.7. 你多常上網看網路影音/影片或電視節目?	discrete	numeric-1.0	1443	559	-
14	g3.1	G3. 請問你最常上網找哪幾種資訊?(社會新聞)	discrete	numeric-1.0	649	1353	-
15	g3.2	G3. 請問你最常上網找哪幾種資訊?(國際新聞)	discrete	numeric-1.0	452	1550	-
16	g3.3	G3. 請問你最常上網找哪幾種資訊?(氣象)	discrete	numeric-1.0	443	1559	-
17	g3.4	G3. 請問你最常上網找哪幾種資訊?(時事評論)	discrete	numeric-1.0	254	1748	-
18	g3.5	G3. 請問你最常上網找哪幾種資訊?(交通資訊)	discrete	numeric-1.0	259	1743	-
19	g3.6	G3. 請問你最常上網找哪幾種資訊?(娛樂新聞)	discrete	numeric-1.0	350	1652	-
20	g3.7	G3. 請問你最常上網找哪幾種資訊?(政治新聞)	discrete	numeric-1.0	192	1810	-
21	g3.8	G3. 請問你最常上網找哪幾種資訊?(體育新聞)	discrete	numeric-1.0	234	1768	-
22	g3.9	G3. 請問你最常上網找哪幾種資訊?(消費購物)	discrete	numeric-1.0	487	1515	-
23	g3.10	G3. 請問你最常上網找哪幾種資訊?(觀光旅遊)	discrete	numeric-1.0	644	1358	-
24	g3.11	G3. 請問你最常上網找哪幾種資訊?(美食)	discrete	numeric-1.0	545	1457	-
25	g3.12	G3. 請問你最常上網找哪幾種資訊?(影視娛樂、綜藝)	discrete	numeric-1.0	362	1640	-
26	g3.13	G3. 請問你最常上網找哪幾種資訊?(音樂歌唱)	discrete	numeric-1.0	254	1748	-
27	g3.14	G3. 請問你最常上網找哪幾種資訊?(戲劇)	discrete	numeric-1.0	317	1685	-
28	g3.15	G3. 請問你最常上網找哪幾種資訊?(益智競賽)	discrete	numeric-1.0	41	1961	-

#	Name	Label	Type	Format	Valid	Invalid	Question
29	g3.16	G3. 請問你最常上網找哪幾種資訊?(電影)	discrete	numeric-1.0	458	1544	-
30	g3.17	G3. 請問你最常上網找哪幾種資訊?(家庭生活)	discrete	numeric-1.0	214	1788	-
31	g3.18	G3. 請問你最常上網找哪幾種資訊?(體育)	discrete	numeric-1.0	190	1812	-
32	g3.19	G3. 請問你最常上網找哪幾種資訊?(醫療衛生保健)	discrete	numeric-1.0	398	1604	-
33	g3.20	G3. 請問你最常上網找哪幾種資訊?(遊戲)	discrete	numeric-1.0	179	1823	-
34	g3.21	G3. 請問你最常上網找哪幾種資訊?(卡通影片)	discrete	numeric-1.0	140	1862	-
35	g3.22	G3. 請問你最常上網找哪幾種資訊?(漫畫書)	discrete	numeric-1.0	82	1920	-
36	g3.23	G3. 請問你最常上網找哪幾種資訊?(兒童節目)	discrete	numeric-1.0	52	1950	-
37	g3.24	G3. 請問你最常上網找哪幾種資訊?(藝術文化)	discrete	numeric-1.0	136	1866	-
38	g3.25	G3. 請問你最常上網找哪幾種資訊?(文學小說)	discrete	numeric-1.0	71	1931	-
39	g3.26	G3. 請問你最常上網找哪幾種資訊?(宗教)	discrete	numeric-1.0	59	1943	-
40	g3.27	G3. 請問你最常上網找哪幾種資訊?(命理、風水、占卜)	discrete	numeric-1.0	75	1927	-
41	g3.28	G3. 請問你最常上網找哪幾種資訊?(古典音樂)	discrete	numeric-1.0	56	1946	-
42	g3.29	G3. 請問你最常上網找哪幾種資訊?(傳統藝術)	discrete	numeric-1.0	33	1969	-
43	g3.30	G3. 請問你最常上網找哪幾種資訊?(資訊科技)	discrete	numeric-1.0	284	1718	-
44	g3.31	G3. 請問你最常上網找哪幾種資訊?(科學新知)	discrete	numeric-1.0	228	1774	-
45	g3.32	G3. 請問你最常上網找哪幾種資訊?(學術思想)	discrete	numeric-1.0	77	1925	-
46	g3.33	G3. 請問你最常上網找哪幾種資訊?(教學(教育)節目)	discrete	numeric-1.0	77	1925	-
47	g3.34	G3. 請問你最常上網找哪幾種資訊?(社教節目/政令(政策)宣傳/公共(公眾)事務)	discrete	numeric-1.0	50	1952	-
48	g3.35	G3. 請問你最常上網找哪幾種資訊?(法令服務)	discrete	numeric-1.0	49	1953	-
49	g3.36	G3. 請問你最常上網找哪幾種資訊?(課程相關資訊)	discrete	numeric-1.0	79	1923	-
50	g3.37	G3. 請問你最常上網找哪幾種資訊?(語文)	discrete	numeric-1.0	72	1930	-
51	g3.38	G3. 請問你最常上網找哪幾種資訊?(情色)	discrete	numeric-1.0	36	1966	-
52	g3.39	G3. 請問你最常上網找哪幾種資訊?(尋人)	discrete	numeric-1.0	13	1989	-

#	Name	Label	Type	Format	Valid	Invalid	Question
53	g3.40	G3. 請問你最常上網找哪幾種資訊?(明星動態)	discrete	numeric-1.0	70	1932	-
54	g3.41	G3. 請問你最常上網找哪幾種資訊?(朋友近況或動態)	discrete	numeric-1.0	456	1546	-
55	g3.88	G3. 請問你最常上網找哪幾種資訊?(其他)	discrete	numeric-1.0	31	1971	-
56	g3.88.a	G3. 請問你最常上網找哪幾種資訊?(其他)	discrete	character-14	31	0	-
57	g4.1	G4.1. 你多常上網使用社群媒體?	discrete	numeric-1.0	1443	559	-
58	g4.2	G4.2. 請問你大約一週會使用社群媒體幾天?	continuous	numeric-3.1	1260	742	-
59	g4.3.1	G4.3. 請問在你有使用社群媒體的那一天,你大約會使用多久?(時)	continuous	numeric-2.0	1260	742	-
60	g4.3.2	G4.3. 請問在你有使用社群媒體的那一天,你大約會使用多久?(分)	continuous	numeric-2.0	1260	742	-
61	g5.1	G5.1. 可以與人交流	discrete	numeric-1.0	1260	742	-
62	g5.2	G5.2. 可以張貼或分享訊息讓大家知道	discrete	numeric-1.0	1260	742	-
63	g5.3	G5.3. 可以排遣時間	discrete	numeric-1.0	1260	742	-
64	g5.4	G5.4. 可以讓朋友或家人瞭解你的想法	discrete	numeric-1.0	1260	742	-

Group 台灣現況

#	Name	Label	Type	Format	Valid	Invalid	Question
1	i1	I1. 整體來說,你對目前台灣的情況(包含政治、經濟、社會等各面向),是滿意還是不滿意?	discrete	numeric-2.0	2002	0	-
2	i2	I2. 請問你對馬英九擔任總統期間的整體表現滿不滿意?	discrete	numeric-2.0	2002	0	-
3	i3.1	I3. 以下這些議題,請問你認為哪一項是臺灣當前最重要的問題?(經濟)	discrete	numeric-1.0	1202	800	-
4	i3.2	I3. 以下這些議題,請問你認為哪一項是臺灣當前最重要的問題?(兩岸關係)	discrete	numeric-1.0	310	1692	-
5	i3.3	I3. 以下這些議題,請問你認為哪一項是臺灣當前最重要的問題?(教育)	discrete	numeric-1.0	650	1352	-
6	i3.4	I3. 以下這些議題,請問你認為哪一項是臺灣當前最重要的問題?(醫療)	discrete	numeric-1.0	224	1778	-
7	i3.5	I3. 以下這些議題,請問你認為哪一項是臺灣當前最重要的問題?(治安)	discrete	numeric-1.0	388	1614	-
8	i3.6	I3. 以下這些議題,請問你認為哪一項是臺灣當前最重要的問題?(環保)	discrete	numeric-1.0	200	1802	-

#	Name	Label	Type	Format	Valid	Invalid	Question
9	i3.7	I3. 以下這些議題,請問你認為哪一項是臺灣當前最重要的問題?(司法)	discrete	numeric-1.0	238	1764	-
10	i3.8	I3. 以下這些議題,請問你認為哪一項是臺灣當前最重要的問題?(社會倫理與價值)	discrete	numeric-1.0	271	1731	-
11	i3.9	I3. 以下這些議題,請問你認為哪一項是臺灣當前最重要的問題?(地方建設)	discrete	numeric-1.0	92	1910	-
12	i3.10	I3. 以下這些議題,請問你認為哪一項是臺灣當前最重要的問題?	discrete	numeric-1.0	161	1841	-
13	i3.11	I3. 以下這些議題,請問你認為哪一項是臺灣當前最重要的問題?(食品安全)	discrete	numeric-1.0	908	1094	-
14	i3.12	I3. 以下這些議題,請問你認為哪一項是臺灣當前最重要的問題?(薪資所得)	discrete	numeric-1.0	488	1514	-
15	i3.13	I3. 以下這些議題,請問你認為哪一項是臺灣當前最重要的問題?(水土保持)	discrete	numeric-1.0	74	1928	-
16	i3.14	I3. 以下這些議題,請問你認為哪一項是臺灣當前最重要的問題?(政黨對立)	discrete	numeric-1.0	368	1634	-
17	i3.88	I3. 以下這些議題,請問你認為哪一項是臺灣當前最重要的問題?(其他)	discrete	numeric-1.0	29	1973	-
18	i3.88.a	I3. 以下這些議題,請問你認為哪一項是臺灣當前最重要的問題?(其他)	discrete	character-16	29	0	-

Group 媒體評價

#	Name	Label	Type	Format	Valid	Invalid	Question
1	h1	H1. 請問在網路、電視、報紙、廣播、雜誌當中,你主要倚賴哪一個做為娛樂來源?	discrete	numeric-2.0	2002	0	-
2	h1.a	H1. 請問在網路、電視、報紙、廣播、雜誌當中,你主要倚賴哪一個做為娛樂來源?(其他)	discrete	character-22	14	0	-
3	h1.a0	H1. 請問在網路、電視、報紙、廣播、雜誌當中,你主要倚賴哪一個做為娛樂來源?(其他)	discrete	character-1	0	0	-
4	h2	H2. 請問你想要得到當下最新消息時,你會使用以下哪一個媒體?	discrete	numeric-2.0	2002	0	-
5	h2.a	H2. 請問你想要得到當下最新消息時,你會使用以下哪一個媒體?(其他)	discrete	character-24	12	0	-
6	h2.a0	H2. 請問你想要得到當下最新消息時,你會使用以下哪一個媒體?(其他)	discrete	character-1	0	0	-

#	Name	Label	Type	Format	Valid	Invalid	Question
7	h3	H3. 請問在這些媒體中,哪一個是你最信賴的消息來源?	discrete	numeric-2.0	2002	0	-
8	h3.a	H3. 請問在這些媒體中,哪一個是你最信賴的消息來源?(其他)	discrete	character-20	64	0	-
9	h3.a0	H3. 請問在這些媒體中,哪一個是你最信賴的消息來源?(其他)	discrete	character-1	0	0	-
10	h4.1	H4.1. 請你就下列媒體所報導新聞的整體的表現給一個分數-報紙	continuous	numeric-3.0	831	1171	-
11	h4.2	H4.2. 請你就下列媒體所報導新聞的整體的表現給一個分數-雜誌	continuous	numeric-3.0	658	1344	-
12	h4.3	H4.3. 請你就下列媒體所報導新聞的整體的表現給一個分數-廣播	continuous	numeric-3.0	768	1234	-
13	h4.4	H4.4. 請你就下列媒體所報導新聞的整體的表現給一個分數-電視	continuous	numeric-3.0	1890	112	-
14	h4.5	H4.5. 請你就下列媒體所報導新聞的整體的表現給一個分數-網路	continuous	numeric-3.0	1443	559	-
15	h5a	H5a. 以新聞節目內容來說,請問你認為哪一項是目前臺灣電視新聞最需要解決的問題?	discrete	numeric-2.0	2002	0	-
16	h5a.a	H5a. 以新聞節目內容來說,請問你認為哪一項是目前臺灣電視新聞最需要解決的問題?(其他)	discrete	character-48	87	0	-
17	h5a.a0	H5a. 以新聞節目內容來說,請問你認為哪一項是目前臺灣電視新聞最需要解決的問題?(其他)	discrete	character-1	0	0	-
18	h5a.a1	H5a. 以新聞節目內容來說,請問你認為哪一項是目前臺灣電視新聞最需要解決的問題?(其他)	discrete	character-1	0	0	-
19	h5b	H5b. 以電視新聞以外的節目(例如:綜藝、戲劇、影集等)內容來說,請問你認為哪一項是目前臺灣電視節目最需要解決的問題?	discrete	numeric-2.0	2002	0	-
20	h5b.a	H5b. 以電視新聞以外的節目(例如:綜藝、戲劇、影集等)內容來說,請問你認為哪一項是目前臺灣電視節目最需要解決的問題?(其他)	discrete	character-28	130	0	-
21	h5b.a0	H5b. 以電視新聞以外的節目(例如:綜藝、戲劇、影集等)內容來說,請問你認為哪一項是目前臺灣電視節目最需要解決的問題?(其他)	discrete	character-1	0	0	-

#	Name	Label	Type	Format	Valid	Invalid	Question
22	h5b.a1	H5b. 以電視新聞以外的節目(例如:綜藝、戲劇、影集等)內容來說,請問你認為哪一項是目前臺灣電視節目最需要解決的問題?(其他)	discrete	character-1	0	0	-

Group 媒介類型與政治資訊接收

#	Name	Label	Type	Format	Valid	Invalid	Question
1	j1.1	J1.1. 請問你透過報紙接收政治和公共事務的頻率是?	discrete	numeric-1.0	831	1171	-
2	j1.2	J1.2. 請問你透過雜誌接收政治和公共事務的頻率是?	discrete	numeric-1.0	658	1344	-
3	j1.3	J1.3. 請問你透過廣播接收政治和公共事務的頻率是?	discrete	numeric-1.0	768	1234	-
4	j1.4	J1.4. 請問你透過電視接收政治和公共事務的頻率是?	discrete	numeric-1.0	1890	112	-
5	j1.5	J1.5. 請問你透過網路(包含手機、平板、傳統電腦等)接收政治和公共事務的頻率是?	discrete	numeric-1.0	1443	559	-
6	j1.6	J1.6. 請問你透過臉書接收政治和公共事務的頻率是?	discrete	numeric-1.0	1260	742	-
7	j1.7	J1.7. 請問你透過Youtube接收政治和公共事務的頻率是?	discrete	numeric-1.0	1443	559	-
8	j2.1	J2.1. 當你閱讀報紙上的政治或公共事務相關議題時,你的注意程度為何?	discrete	numeric-1.0	809	1193	-
9	j2.2	J2.2. 當你觀看雜誌上的政治或公共事務相關議題時,你的注意程度為何?	discrete	numeric-1.0	566	1436	-
10	j2.3	J2.3. 當你聽廣播上的政治或公共事務相關議題時,你的注意程度為何?	discrete	numeric-1.0	664	1338	-
11	j2.4	J2.4. 當你觀看電視上所報導的政治或公共事務相關議題時,你的注意程度為何?	discrete	numeric-1.0	1784	218	-
12	j2.5	J2.5. 當你觀看網路上的政治或公共事務相關議題報導時,你的注意程度為何?	discrete	numeric-1.0	1316	686	-

Group 媒介類型與競選資訊接收

#	Name	Label	Type	Format	Valid	Invalid	Question
1	k1	K1. 請問你有多關心2016年的總統大選,是關心還是不關心?	discrete	numeric-1.0	2002	0	-
2	k2a	K2a. 請問你在這個選舉期間平均每一個禮拜看幾天電視上的選舉新聞?	continuous	numeric-3.1	1829	173	-

#	Name	Label	Type	Format	Valid	Invalid	Question
3	k2b.1	K2b.在這個選舉期間,請問你最常看哪幾台的選舉新聞?(台視)	discrete	numeric-1.0	190	1812	-
4	k2b.2	K2b.在這個選舉期間,請問你最常看哪幾台的選舉新聞?(中視)	discrete	numeric-1.0	209	1793	-
5	k2b.3	K2b.在這個選舉期間,請問你最常看哪幾台的選舉新聞?(華視)	discrete	numeric-1.0	161	1841	-
6	k2b.4	K2b.在這個選舉期間,請問你最常看哪幾台的選舉新聞?(民視)	discrete	numeric-1.0	480	1522	-
7	k2b.5	K2b.在這個選舉期間,請問你最常看哪幾台的選舉新聞?(TVBS)	discrete	numeric-1.0	586	1416	-
8	k2b.6	K2b.在這個選舉期間,請問你最常看哪幾台的選舉新聞?(三立)	discrete	numeric-1.0	552	1450	-
9	k2b.7	K2b.在這個選舉期間,請問你最常看哪幾台的選舉新聞?(東森)	discrete	numeric-1.0	377	1625	-
10	k2b.8	K2b.在這個選舉期間,請問你最常看哪幾台的選舉新聞?(中天)	discrete	numeric-1.0	361	1641	-
11	k2b.9	K2b.在這個選舉期間,請問你最常看哪幾台的選舉新聞?(年代)	discrete	numeric-1.0	292	1710	-
12	k2b.10	K2b.在這個選舉期間,請問你最常看哪幾台的選舉新聞?(八大)	discrete	numeric-1.0	22	1980	-
13	k2b.11	K2b.在這個選舉期間,請問你最常看哪幾台的選舉新聞?(非凡)	discrete	numeric-1.0	78	1924	-
14	k2b.12	K2b.在這個選舉期間,請問你最常看哪幾台的選舉新聞?(大愛)	discrete	numeric-1.0	30	1972	-
15	k2b.13	K2b.在這個選舉期間,請問你最常看哪幾台的選舉新聞?(公視)	discrete	numeric-1.0	81	1921	-
16	k2b.14	K2b.在這個選舉期間,請問你最常看哪幾台的選舉新聞?(客家)	discrete	numeric-1.0	7	1995	-
17	k2b.15	K2b.在這個選舉期間,請問你最常看哪幾台的選舉新聞?(原住民)	discrete	numeric-1.0	1	2001	-
18	k2b.16	K2b.在這個選舉期間,請問你最常看哪幾台的選舉新聞?(華衛)	discrete	numeric-1.0	2	2000	-
19	k2b.17	K2b.在這個選舉期間,請問你最常看哪幾台的選舉新聞?(華人商業台)	discrete	numeric-1.0	1	2001	-
20	k2b.18	K2b.在這個選舉期間,請問你最常看哪幾台的選舉新聞?(人間)	discrete	numeric-1.0	2	2000	-

#	Name	Label	Type	Format	Valid	Invalid	Question
21	k2b.19	K2b.在這個選舉期間,請問你最常看哪幾台的選舉新聞?(壹電視)	discrete	numeric-1.0	201	1801	-
22	k2b.20	K2b.在這個選舉期間,請問你最常看哪幾台的選舉新聞?(都看)	discrete	numeric-1.0	16	1986	-
23	k2b.96	K2b.在這個選舉期間,請問你最常看哪幾台的選舉新聞?(看情形)	discrete	numeric-1.0	9	1993	-
24	k2b.97	K2b.在這個選舉期間,請問你最常看哪幾台的選舉新聞?(無意見)	discrete	numeric-1.0	1	2001	-
25	k2b.95	K2b.在這個選舉期間,請問你最常看哪幾台的選舉新聞?(拒答)	discrete	numeric-1.0	0	2002	-
26	k2b.99	K2b.在這個選舉期間,請問你最常看哪幾台的選舉新聞?(不知道)	discrete	numeric-1.0	8	1994	-
27	k2c	K2c. 在你常看的這幾個新聞台中,你認為它們的新聞內容大概是偏好泛藍政黨或泛綠政黨?	discrete	numeric-2.0	1496	506	-
28	k3a	K3a. 請問你在這個選舉期間平均每一個禮拜有幾天會收看談話性政論節目?	continuous	numeric-3.1	1890	112	-
29	k3b.1	K3b.在這個選舉期間,請問你最常收看哪幾台的談話性政論節目?(三立新台灣加油)	discrete	numeric-1.0	173	1829	-
30	k3b.2	K3b.在這個選舉期間,請問你最常收看哪幾台的談話性政論節目?(三立驚爆新聞線)	discrete	numeric-1.0	67	1935	-
31	k3b.3	K3b.在這個選舉期間,請問你最常收看哪幾台的談話性政論節目?(壹電視正晶限時批)	discrete	numeric-1.0	179	1823	-
32	k3b.4	K3b.在這個選舉期間,請問你最常收看哪幾台的談話性政論節目?(中天新聞龍捲風)	discrete	numeric-1.0	161	1841	-
33	k3b.5	K3b.在這個選舉期間,請問你最常收看哪幾台的談話性政論節目?(民視挑戰新聞)	discrete	numeric-1.0	50	1952	-
34	k3b.6	K3b.在這個選舉期間,請問你最常收看哪幾台的談話性政論節目?(TVBS少康戰情室)	discrete	numeric-1.0	114	1888	-
35	k3b.7	K3b.在這個選舉期間,請問你最常收看哪幾台的談話性政論節目?(中天新聞深喉嚨)	discrete	numeric-1.0	69	1933	-
36	k3b.8	K3b.在這個選舉期間,請問你最常收看哪幾台的談話性政論節目?(TVBS少康會客室)	discrete	numeric-1.0	80	1922	-

#	Name	Label	Type	Format	Valid	Invalid	Question
37	k3b.9	K3b.在這個選舉期間,請問你最常收看哪幾台的談話性政論節目?(JET綜合台2000新聞挖挖哇)	discrete	numeric-1.0	168	1834	-
38	k3b.10	K3b.在這個選舉期間,請問你最常收看哪幾台的談話性政論節目?(年代新聞面對面)	discrete	numeric-1.0	264	1738	-
39	k3b.11	K3b.在這個選舉期間,請問你最常收看哪幾台的談話性政論節目?(民視頭家來開講)	discrete	numeric-1.0	93	1909	-
40	k3b.12	K3b.在這個選舉期間,請問你最常收看哪幾台的談話性政論節目?(三立54新觀點)	discrete	numeric-1.0	122	1880	-
41	k3b.13	K3b.在這個選舉期間,請問你最常收看哪幾台的談話性政論節目?(東森關鍵時刻)	discrete	numeric-1.0	197	1805	-
42	k3b.14	K3b.在這個選舉期間,請問你最常收看哪幾台的談話性政論節目?(三立前進新台灣)	discrete	numeric-1.0	74	1928	-
43	k3b.15	K3b.在這個選舉期間,請問你最常收看哪幾台的談話性政論節目?(壹電視壹起來翻轉)	discrete	numeric-1.0	51	1951	-
44	k3b.16	K3b.在這個選舉期間,請問你最常收看哪幾台的談話性政論節目?(公視有話好說)	discrete	numeric-1.0	33	1969	-
45	k3b.17	K3b.在這個選舉期間,請問你最常收看哪幾台的談話性政論節目?(中視網路酸辣湯)	discrete	numeric-1.0	30	1972	-
46	k3b.18	K3b.在這個選舉期間,請問你最常收看哪幾台的談話性政論節目?(民視大家講看嘍)	discrete	numeric-1.0	24	1978	-
47	k3b.19	K3b.在這個選舉期間,請問你最常收看哪幾台的談話性政論節目?(年代新聞追追追)	discrete	numeric-1.0	88	1914	-
48	k3b.20	K3b.在這個選舉期間,請問你最常收看哪幾台的談話性政論節目?(年代高峰會)	discrete	numeric-1.0	20	1982	-
49	k3b.21	K3b.在這個選舉期間,請問你最常收看哪幾台的談話性政論節目?(年代向錢看)	discrete	numeric-1.0	42	1960	-
50	k3b.22	K3b.在這個選舉期間,請問你最常收看哪幾台的談話性政論節目?(中天全球現場)	discrete	numeric-1.0	17	1985	-
51	k3b.23	K3b.在這個選舉期間,請問你最常收看哪幾台的談話性政論節目?(公視南部開講)	discrete	numeric-1.0	8	1994	-

#	Name	Label	Type	Format	Valid	Invalid	Question
52	k3b.24	K3b.在這個選舉期間,請問你最常收看哪幾台的談話性政論節目?(華視新聞廣場)	discrete	numeric-1.0	28	1974	-
53	k3b.88	K3b.在這個選舉期間,請問你最常收看哪幾台的談話性政論節目?(其他)	discrete	numeric-1.0	9	1993	-
54	k3b.88.a	K3b.在這個選舉期間,請問你最常收看哪幾台的談話性政論節目?(其他)	discrete	character-14	9	0	-
55	k3c	K3c.在你常看的這幾台談話性政論節目中,你認為它們的內容大概是偏好泛藍政黨或泛綠政黨?	discrete	numeric-2.0	831	1171	-
56	k4a	K4a.在這個選舉期間,請問你平均每一個禮拜有幾天會看報紙上的選舉新聞?	continuous	numeric-3.1	831	1171	-
57	k4b.1	K4b.在這個選舉期間,請問你最常看哪幾份報紙?(自由時報)	discrete	numeric-1.0	331	1671	-
58	k4b.2	K4b.在這個選舉期間,請問你最常看哪幾份報紙?(蘋果日報)	discrete	numeric-1.0	282	1720	-
59	k4b.3	K4b.在這個選舉期間,請問你最常看哪幾份報紙?(聯合報)	discrete	numeric-1.0	185	1817	-
60	k4b.4	K4b.在這個選舉期間,請問你最常看哪幾份報紙?(中國時報)	discrete	numeric-1.0	121	1881	-
61	k4b.5	K4b.在這個選舉期間,請問你最常看哪幾份報紙?(經濟日報)	discrete	numeric-1.0	26	1976	-
62	k4b.6	K4b.在這個選舉期間,請問你最常看哪幾份報紙?(工商時報)	discrete	numeric-1.0	9	1993	-
63	k4b.7	K4b.在這個選舉期間,請問你最常看哪幾份報紙?(聯合晚報)	discrete	numeric-1.0	18	1984	-
64	k4b.8	K4b.在這個選舉期間,請問你最常看哪幾份報紙?(爽報)	discrete	numeric-1.0	11	1991	-
65	k4b.9	K4b.在這個選舉期間,請問你最常看哪幾份報紙?(Upaper)	discrete	numeric-1.0	9	1993	-
66	k4b.10	K4b.在這個選舉期間,請問你最常看哪幾份報紙?(中華日報)	discrete	numeric-1.0	5	1997	-
67	k4b.11	K4b.在這個選舉期間,請問你最常看哪幾份報紙?(臺灣時報)	discrete	numeric-1.0	3	1999	-
68	k4b.12	K4b.在這個選舉期間,請問你最常看哪幾份報紙?(人間福報)	discrete	numeric-1.0	3	1999	-
69	k4b.13	K4b.在這個選舉期間,請問你最常看哪幾份報紙?(更生日報)	discrete	numeric-1.0	16	1986	-

#	Name	Label	Type	Format	Valid	Invalid	Question
70	k4b.14	K4b.在這個選舉期間,請問你最常看哪幾份報紙?(國語日報)	discrete	numeric-1.0	3	1999	-
71	k4b.15	K4b.在這個選舉期間,請問你最常看哪幾份報紙?(青年日報)	discrete	numeric-1.0	1	2001	-
72	k4b.16	K4b.在這個選舉期間,請問你最常看哪幾份報紙?(China Post)	discrete	numeric-1.0	1	2001	-
73	k4b.17	K4b.在這個選舉期間,請問你最常看哪幾份報紙?(旺報)	discrete	numeric-1.0	2	2000	-
74	k4b.18	K4b.在這個選舉期間,請問你最常看哪幾份報紙?(中國經濟通訊社CENS)	discrete	numeric-1.0	0	2002	-
75	k4b.19	K4b.在這個選舉期間,請問你最常看哪幾份報紙?(Taipei Times)	discrete	numeric-1.0	0	2002	-
76	k4b.20	K4b.在這個選舉期間,請問你最常看哪幾份報紙?(馬祖日報)	discrete	numeric-1.0	0	2002	-
77	k4b.21	K4b.在這個選舉期間,請問你最常看哪幾份報紙?(金門日報)	discrete	numeric-1.0	0	2002	-
78	k4b.22	K4b.在這個選舉期間,請問你最常看哪幾份報紙?(民眾日報)	discrete	numeric-1.0	0	2002	-
79	k4b.23	K4b.在這個選舉期間,請問你最常看哪幾份報紙?(台灣新聞報)	discrete	numeric-1.0	0	2002	-
80	k4b.24	K4b.在這個選舉期間,請問你最常看哪幾份報紙?(台中日報)	discrete	numeric-1.0	0	2002	-
81	k4b.25	K4b.在這個選舉期間,請問你最常看哪幾份報紙?(台中晚報)	discrete	numeric-1.0	0	2002	-
82	k4b.26	K4b.在這個選舉期間,請問你最常看哪幾份報紙?(台中時報)	discrete	numeric-1.0	0	2002	-
83	k4b.27	K4b.在這個選舉期間,請問你最常看哪幾份報紙?(旱溪地區報)	discrete	numeric-1.0	0	2002	-
84	k4b.28	K4b.在這個選舉期間,請問你最常看哪幾份報紙?(東方快報)	discrete	numeric-1.0	1	2001	-
85	k4b.29	K4b.在這個選舉期間,請問你最常看哪幾份報紙?(享活誌)	discrete	numeric-1.0	0	2002	-
86	k4b.30	K4b.在這個選舉期間,請問你最常看哪幾份報紙?(巨報)	discrete	numeric-1.0	0	2002	-
87	k4b.31	K4b.在這個選舉期間,請問你最常看哪幾份報紙?(台灣教會公報)	discrete	numeric-1.0	0	2002	-

#	Name	Label	Type	Format	Valid	Invalid	Question
88	k4b.32	K4b.在這個選舉期間,請問你最常看哪幾份報紙?(基督教論壇報)	discrete	numeric-1.0	0	2002	-
89	k4b.33	K4b.在這個選舉期間,請問你最常看哪幾份報紙?(天主教週報)	discrete	numeric-1.0	0	2002	-
90	k4b.34	K4b.在這個選舉期間,請問你最常看哪幾份報紙?(前鋒招標日報)	discrete	numeric-1.0	0	2002	-
91	k4b.35	K4b.在這個選舉期間,請問你最常看哪幾份報紙?(台灣新生報)	discrete	numeric-1.0	0	2002	-
92	k4b.36	K4b.在這個選舉期間,請問你最常看哪幾份報紙?(大紀元時報)	discrete	numeric-1.0	4	1998	-
93	k4b.37	K4b.在這個選舉期間,請問你最常看哪幾份報紙?(國語週刊)	discrete	numeric-1.0	0	2002	-
94	k4b.38	K4b.在這個選舉期間,請問你最常看哪幾份報紙?(台灣立報)	discrete	numeric-1.0	0	2002	-
95	k4b.39	K4b.在這個選舉期間,請問你最常看哪幾份報紙?(破報)	discrete	numeric-1.0	0	2002	-
96	k4b.40	K4b.在這個選舉期間,請問你最常看哪幾份報紙?(都會時報)	discrete	numeric-1.0	0	2002	-
97	k4b.41	K4b.在這個選舉期間,請問你最常看哪幾份報紙?(台灣時報)	discrete	numeric-1.0	0	2002	-
98	k4b.42	K4b.在這個選舉期間,請問你最常看哪幾份報紙?(電子時報)	discrete	numeric-1.0	0	2002	-
99	k4b.43	K4b.在這個選舉期間,請問你最常看哪幾份報紙?(Taiwan News)	discrete	numeric-1.0	1	2001	-
100	k4b.88	K4b.在這個選舉期間,請問你最常看哪幾份報紙?(其他)	discrete	numeric-1.0	0	2002	-
101	k4b.96	K4b.在這個選舉期間,請問你最常看哪幾份報紙?(看情形)	discrete	numeric-1.0	1	2001	-
102	k4b.95	K4b.在這個選舉期間,請問你最常看哪幾份報紙?(拒答)	discrete	numeric-1.0	0	2002	-
103	k4b.88.a	K4b.在這個選舉期間,請問你最常看哪幾份報紙?(其他)	discrete	character-1	0	0	-
104	k4c	K4c. 在你常看的這幾份報紙中,你認為它們的內容大概是偏好泛藍政黨或泛綠政黨?	discrete	numeric-2.0	594	1408	-
105	k5a	K5a. 在這個選舉期間,請問你平均有幾天會看網路上的選舉新聞?	continuous	numeric-3.1	1443	559	-

#	Name	Label	Type	Format	Valid	Invalid	Question
106	k5b.1	K5b.在這個選舉期間,請問你最常看哪幾家電子報選舉新聞?(聯合新聞網)	discrete	numeric-1.0	159	1843	-
107	k5b.2	K5b.在這個選舉期間,請問你最常看哪幾家電子報選舉新聞?(中時電子報)	discrete	numeric-1.0	126	1876	-
108	k5b.3	K5b.在這個選舉期間,請問你最常看哪幾家電子報選舉新聞?(壹蘋果)	discrete	numeric-1.0	311	1691	-
109	k5b.4	K5b.在這個選舉期間,請問你最常看哪幾家電子報選舉新聞?(自由時報)	discrete	numeric-1.0	97	1905	-
110	k5b.5	K5b.在這個選舉期間,請問你最常看哪幾家電子報選舉新聞?(Nownews(今日新聞))	discrete	numeric-1.0	71	1931	-
111	k5b.6	K5b.在這個選舉期間,請問你最常看哪幾家電子報選舉新聞?(Yahoo!奇摩)	discrete	numeric-1.0	485	1517	-
112	k5b.7	K5b.在這個選舉期間,請問你最常看哪幾家電子報選舉新聞?(Google(谷歌))	discrete	numeric-1.0	147	1855	-
113	k5b.8	K5b.在這個選舉期間,請問你最常看哪幾家電子報選舉新聞?(MSN(微軟MSN臺灣新聞))	discrete	numeric-1.0	16	1986	-
114	k5b.9	K5b.在這個選舉期間,請問你最常看哪幾家電子報選舉新聞?(PC Home(網路家庭))	discrete	numeric-1.0	7	1995	-
115	k5b.10	K5b.在這個選舉期間,請問你最常看哪幾家電子報選舉新聞?(BBS(電子佈告欄))	discrete	numeric-1.0	39	1963	-
116	k5b.11	K5b.在這個選舉期間,請問你最常看哪幾家電子報選舉新聞?(立報)	discrete	numeric-1.0	0	2002	-
117	k5b.12	K5b.在這個選舉期間,請問你最常看哪幾家電子報選舉新聞?(四方報)	discrete	numeric-1.0	0	2002	-
118	k5b.13	K5b.在這個選舉期間,請問你最常看哪幾家電子報選舉新聞?(苦勞網)	discrete	numeric-1.0	0	2002	-
119	k5b.14	K5b.在這個選舉期間,請問你最常看哪幾家電子報選舉新聞?(上下游新聞市集)	discrete	numeric-1.0	0	2002	-
120	k5b.15	K5b.在這個選舉期間,請問你最常看哪幾家電子報選舉新聞?(環境資訊電子報)	discrete	numeric-1.0	1	2001	-
121	k5b.16	K5b.在這個選舉期間,請問你最常看哪幾家電子報選舉新聞?(公民行動影音紀錄料庫)	discrete	numeric-1.0	5	1997	-
122	k5b.17	K5b.在這個選舉期間,請問你最常看哪幾家電子報選舉新聞?(新頭殼)	discrete	numeric-1.0	22	1980	-

#	Name	Label	Type	Format	Valid	Invalid	Question
123	k5b.18	K5b.在這個選舉期間,請問你最常看哪幾家電子報選舉新聞?(風傳媒)	discrete	numeric-1.0	31	1971	-
124	k5b.19	K5b.在這個選舉期間,請問你最常看哪幾家電子報選舉新聞?(The News Lens(關鍵評論網))	discrete	numeric-1.0	19	1983	-
125	k5b.20	K5b.在這個選舉期間,請問你最常看哪幾家電子報選舉新聞?(We report(調查報導公眾製平台))	discrete	numeric-1.0	1	2001	-
126	k5b.21	K5b.在這個選舉期間,請問你最常看哪幾家電子報選舉新聞?(Ettoday東森新聞雲)	discrete	numeric-1.0	91	1911	-
127	k5b.22	K5b.在這個選舉期間,請問你最常看哪幾家電子報選舉新聞?(PNN公共議題中心)	discrete	numeric-1.0	4	1998	-
128	k5b.23	K5b.在這個選舉期間,請問你最常看哪幾家電子報選舉新聞?(公民新聞(PEOPO))	discrete	numeric-1.0	5	1997	-
129	k5b.96	K5b.在這個選舉期間,請問你最常看哪幾家電子報選舉新聞?(看情形)	discrete	numeric-1.0	6	1996	-
130	k5b.88	K5b.在這個選舉期間,請問你最常看哪幾家電子報選舉新聞?(其他)	discrete	numeric-1.0	5	1997	-
131	k5b.88.a	K5b.在這個選舉期間,請問你最常看哪幾家電子報選舉新聞?(其他)	discrete	character-17	5	0	-
132	k5c	K5c. 在你常看的這幾家電子報中,你認為它們的內容大概是偏好泛藍政黨或泛綠政黨?	discrete	numeric-2.0	727	1275	-
133	k6.1	K6.1. 請問你最近一個月內多常在網站上作下列和選舉有關的事情?-「觀看、蒐尋或瀏覽」選舉新聞、訊息、影片	discrete	numeric-1.0	1443	559	-
134	k6.2	K6.2. 請問你最近一個月內多常在網站上作下列和選舉有關的事情?-「分享、轉貼或轉寄」選舉新聞、訊息、影片	discrete	numeric-1.0	1443	559	-
135	k6.3	K6.3. 請問你最近一個月內多常在網站上作下列和選舉有關的事情?-「發文、製作或評論」選舉新聞、訊息、影片	discrete	numeric-1.0	1443	559	-
136	k6.4	K6.4. 請問你最近一個月內多常在網站上作下列和選舉有關的事情?-因為接收到網路訊息,實際參與選舉相關活動	discrete	numeric-1.0	1443	559	-

Group 人際溝通與政治資訊接收							
#	Name	Label	Type	Format	Valid	Invalid	Question
1	l1	L1. 請問在你的朋友中, 泛藍與泛綠的比例?	discrete	numeric-2.0	2002	0	-
2	l2	L2. 請問在你的家人與親戚中, 泛藍與泛綠的比例?	discrete	numeric-2.0	2002	0	-
3	l3	L3. 請問平日會和你討論政治或公共事務議題的親戚朋友中, 泛藍與泛綠的比例?	discrete	numeric-2.0	2002	0	-

Group 社會網絡與政治或公共事務溝通							
#	Name	Label	Type	Format	Valid	Invalid	Question
1	m1	M1. 請問你經常會和他一起討論許多重要問題或分享心事的人有幾位?	continuous	numeric-2.0	2002	0	-
2	m2.1	M2. 在你的親戚、朋友、或認識的人裡面, 有沒有做下列這些工作的?(可複選) (中學老師)	discrete	numeric-1.0	845	1157	-
3	m2.2	M2. 在你的親戚、朋友、或認識的人裡面, 有沒有做下列這些工作的?(可複選) (水電工人)	discrete	numeric-1.0	904	1098	-
4	m2.3	M2. 在你的親戚、朋友、或認識的人裡面, 有沒有做下列這些工作的?(可複選) (小工廠、公司老闆)	discrete	numeric-1.0	983	1019	-
5	m2.4	M2. 在你的親戚、朋友、或認識的人裡面, 有沒有做下列這些工作的?(可複選) (護士)	discrete	numeric-1.0	849	1153	-
6	m2.5	M2. 在你的親戚、朋友、或認識的人裡面, 有沒有做下列這些工作的?(可複選) (縣市議員)	discrete	numeric-1.0	379	1623	-
7	m2.6	M2. 在你的親戚、朋友、或認識的人裡面, 有沒有做下列這些工作的?(可複選) (卡車司機)	discrete	numeric-1.0	522	1480	-
8	m2.7	M2. 在你的親戚、朋友、或認識的人裡面, 有沒有做下列這些工作的?(可複選) (醫生)	discrete	numeric-1.0	678	1324	-
9	m2.8	M2. 在你的親戚、朋友、或認識的人裡面, 有沒有做下列這些工作的?(可複選) (大公司、工廠經理)	discrete	numeric-1.0	463	1539	-
10	m2.9	M2. 在你的親戚、朋友、或認識的人裡面, 有沒有做下列這些工作的?(可複選) (警察(警員))	discrete	numeric-1.0	713	1289	-
11	m2.10	M2. 在你的親戚、朋友、或認識的人裡面, 有沒有做下列這些工作的?(可複選) (縣市政府科長、課長)	discrete	numeric-1.0	277	1725	-

#	Name	Label	Type	Format	Valid	Invalid	Question
12	m2.11	M2. 在你的親戚、朋友、或認識的人裡面,有沒有做下列這些工作的?(可複選) (家庭幫傭、清潔工)	discrete	numeric-1.0	474	1528	-
13	m2.12	M2. 在你的親戚、朋友、或認識的人裡面,有沒有做下列這些工作的?(可複選) (新聞記者)	discrete	numeric-1.0	258	1744	-
14	m2.13	M2. 在你的親戚、朋友、或認識的人裡面,有沒有做下列這些工作的?(可複選) (大公司、工廠老闆)	discrete	numeric-1.0	458	1544	-
15	m2.14	M2. 在你的親戚、朋友、或認識的人裡面,有沒有做下列這些工作的?(可複選) (律師)	discrete	numeric-1.0	349	1653	-
16	m2.15	M2. 在你的親戚、朋友、或認識的人裡面,有沒有做下列這些工作的?(可複選) (機關裡的工友、警衛)	discrete	numeric-1.0	500	1502	-
17	m2.90	M2. 在你的親戚、朋友、或認識的人裡面,有沒有做下列這些工作的?(可複選) (都沒有)	discrete	numeric-1.0	260	1742	-
18	m3	M3. 在過去一個月中,你和多少人面對面或在電話中討論政治或公共事務?	continuous	numeric-2.0	2002	0	-
19	m4	M4. 在過去一個月中,你和多少人在網路上討論政治或公共事務?	continuous	numeric-2.0	1443	559	-
20	m5.1	M5.1. 你有多常與泛藍的家人或朋友討論政治或公共事務?	discrete	numeric-1.0	574	1428	-
21	m5.2	M5.2. 你有多常與泛綠的家人或朋友討論政治或公共事務?	discrete	numeric-1.0	574	1428	-
22	m5.3	M5.3. 你有多常和與你意見不同的人討論政治或公共事務?	discrete	numeric-1.0	574	1428	-
23	m5.4	M5.4. 在談論政治或公共事務時,你有多常採納朋友的意見?	discrete	numeric-1.0	574	1428	-
24	m5.5	M5.5. 在談論政治或公共事務時,你有多常說服朋友聽你的意見?	discrete	numeric-1.0	574	1428	-
25	m5.6	M5.6. 你和朋友或鄰居談論政治或公共事務時,你多常提供意見?	discrete	numeric-1.0	574	1428	-
26	m6.1	M6. 你有時不願意談論政治或公共事務的原因是?(可複選) (因為你不喜歡爭執)	discrete	numeric-1.0	1504	498	-
27	m6.2	M6. 你有時不願意談論政治或公共事務的原因是?(可複選) (因為會製造敵人)	discrete	numeric-1.0	404	1598	-
28	m6.3	M6. 你有時不願意談論政治或公共事務的原因是?(可	discrete	numeric-1.0	174	1828	-

#	Name	Label	Type	Format	Valid	Invalid	Question
		複選)(因為擔心別人怎麼看你)					
29	m6.4	M6. 你有時不願意談論政治或公共事務的原因是?(可複選)(因為有些人你絕對不會跟他談論政治或公共事務)	discrete	numeric-1.0	893	1109	-

Group 公共事務溝通與公民參與

#	Name	Label	Type	Format	Valid	Invalid	Question
1	n1.1	N1.1. 你有多常參與社區或地方改造工作?	discrete	numeric-1.0	2002	0	-
2	n1.2	N1.2. 你有多常擔任義工?	discrete	numeric-1.0	2002	0	-
3	n1.3	N1.3. 你有多常參加社區或公民團體集會與活動?	discrete	numeric-1.0	2002	0	-
4	n1.4	N1.4. 你有多常參加地方政治社團活動?	discrete	numeric-1.0	2002	0	-

Group 政治參與

Subgroup(s)		網路媒體和政治或公共事務討論					
#	Name	Label	Type	Format	Valid	Invalid	Question
1	p1	P1. 請問在去年舉行的「縣市長」選舉,你有沒有去投票?	discrete	numeric-2.0	2002	0	-
2	p2	P2. 請問你去年舉行的「縣市長」選舉,你投給哪一黨的候選人?	discrete	numeric-2.0	1562	440	-
3	p3	P3. 請問你過去投票(包含台灣所有大小選舉)的情形是?	discrete	numeric-2.0	2002	0	-
4	p4	P4. 假設今天就是總統大選,請問你會投給哪位候選人?	discrete	numeric-2.0	2002	0	-
5	p5	P5. 那請問你比較傾向投給哪位候選人?	discrete	numeric-2.0	622	1380	-
6	p6	P6. 要你決定投票給哪位候選人這個決定,對你來說困不困難?	discrete	numeric-2.0	2002	0	-
7	p7	P7. 請問你下面哪個說法反應你投票的情形?	discrete	numeric-2.0	2002	0	-
8	p8.1	P8. 在過去一個月,下列哪些人曾經主動邀請你投票給你支持的總統候選人?(可複選)(家人)	discrete	numeric-1.0	236	1766	-
9	p8.2	P8. 在過去一個月,下列哪些人曾經主動邀請你投票給你支持的總統候選人?(可複選)(伴侶(包含夫妻、男女朋友、同居人))	discrete	numeric-1.0	33	1969	-
10	p8.3	P8. 在過去一個月,下列哪些人曾經主動邀請你投票	discrete	numeric-1.0	279	1723	-

#	Name	Label	Type	Format	Valid	Invalid	Question
		給你支持的總統候選人? (可複選)(朋友)					
11	p8.4	P8. 在過去一個月,下列哪些人曾經主動邀請你投票給你支持的總統候選人? (可複選)(同事)	discrete	numeric-1.0	82	1920	-
12	p8.5	P8. 在過去一個月,下列哪些人曾經主動邀請你投票給你支持的總統候選人? (可複選)(同學)	discrete	numeric-1.0	39	1963	-
13	p8.6	P8. 在過去一個月,下列哪些人曾經主動邀請你投票給你支持的總統候選人? (可複選)(親戚)	discrete	numeric-1.0	64	1938	-
14	p8.7	P8. 在過去一個月,下列哪些人曾經主動邀請你投票給你支持的總統候選人? (可複選)(鄰居)	discrete	numeric-1.0	66	1936	-
15	p8.8	P8. 在過去一個月,下列哪些人曾經主動邀請你投票給你支持的總統候選人? (可複選)(點頭之交)	discrete	numeric-1.0	23	1979	-
16	p8.9	P8. 在過去一個月,下列哪些人曾經主動邀請你投票給你支持的總統候選人? (可複選)(朋友的朋友(有共同朋友,或知道名字,但彼此不認識))	discrete	numeric-1.0	40	1962	-
17	p8.10	P8. 在過去一個月,下列哪些人曾經主動邀請你投票給你支持的總統候選人? (可複選)(陌生人)	discrete	numeric-1.0	90	1912	-
18	p8.90	P8. 在過去一個月,下列哪些人曾經主動邀請你投票給你支持的總統候選人? (可複選)(都沒有)	discrete	numeric-1.0	1459	543	-
19	p9.1	P9. 在過去一個月,下列哪些人曾經主動邀請你投票給你不支持的總統候選人? (可複選)(家人)	discrete	numeric-1.0	89	1913	-
20	p9.2	P9. 在過去一個月,下列哪些人曾經主動邀請你投票給你不支持的總統候選人? (可複選)(伴侶(包含夫妻、男女朋友、同居人))	discrete	numeric-1.0	9	1993	-
21	p9.3	P9. 在過去一個月,下列哪些人曾經主動邀請你投票給你不支持的總統候選人? (可複選)(朋友)	discrete	numeric-1.0	175	1827	-
22	p9.4	P9. 在過去一個月,下列哪些人曾經主動邀請你投票給你不支持的總統候選人? (可複選)(同事)	discrete	numeric-1.0	53	1949	-
23	p9.5	P9. 在過去一個月,下列哪些人曾經主動邀請你投票給你不支持的總統候選人? (可複選)(同學)	discrete	numeric-1.0	19	1983	-
24	p9.6	P9. 在過去一個月,下列哪些人曾經主動邀請你投票	discrete	numeric-1.0	43	1959	-

#	Name	Label	Type	Format	Valid	Invalid	Question
		給你不支持的總統候選人? (可複選)(親戚)					
25	p9.7	P9. 在過去一個月,下列哪些人曾經主動邀請你投票 給你不支持的總統候選人? (可複選)(鄰居)	discrete	numeric-1.0	47	1955	-
26	p9.8	P9. 在過去一個月,下列哪些人曾經主動邀請你投票 給你不支持的總統候選人? (可複選)(點頭之交)	discrete	numeric-1.0	26	1976	-
27	p9.9	P9. 在過去一個月,下列哪些人曾經主動邀請你投票 給你不支持的總統候選人? (可複選)(朋友的朋友(有 共同朋友,或知道名字,但 彼此不認識))	discrete	numeric-1.0	29	1973	-
28	p9.10	P9. 在過去一個月,下列哪些人曾經主動邀請你投票 給你不支持的總統候選人? (可複選)(陌生人)	discrete	numeric-1.0	88	1914	-
29	p9.90	P9. 在過去一個月,下列哪些人曾經主動邀請你投票 給你不支持的總統候選人? (可複選)(都沒有)	discrete	numeric-1.0	1626	376	-
30	p10	P10. 請問2016年立法委員 選舉,你會投給哪個政黨的 立法委員候選人?	discrete	numeric-2.0	2002	0	-
31	p10.a	P10. 請問2016年立法委員 選舉,你會投給哪個政黨的 立法委員候選人?(其他)	discrete	character-12	2	0	-

Group 公民運動參與

#	Name	Label	Type	Format	Valid	Invalid	Question
1	q1.1	Q1.1. 你過去一年多常使用 社群媒體來傳播公民運動 相關訊息?	discrete	numeric-1.0	1260	742	-
2	q1.2	Q1.2. 你過去一年多常以社 群媒體動員親友參與公民 運動?	discrete	numeric-1.0	1260	742	-
3	q1.3	Q1.3. 請問你過去一年多常 到現場參加公民運動?	discrete	numeric-1.0	2002	0	-
4	q1.4	Q1.4. 你關心的公民運動結 束之後,你多常會持續關切 相關議題的發展?	discrete	numeric-1.0	295	1707	-
5	q2.1	Q2.1. 參與公民運動讓你覺 得快樂?	discrete	numeric-1.0	295	1707	-
6	q2.2	Q2.2. 參與公民運動是因為 你覺得憤怒?	discrete	numeric-1.0	295	1707	-
7	q2.3	Q2.3. 你為了你所愛的這片 土地與人們(包括自己)而 參與公民運動?	discrete	numeric-1.0	295	1707	-
8	q2.4	Q2.4. 你認為公民運動的領 導者是人民英雄?	discrete	numeric-1.0	295	1707	-
9	q2.5	Q2.5. 你認為你與其他參與 公民運動的朋友志同道合?	discrete	numeric-1.0	295	1707	-

#	Name	Label	Type	Format	Valid	Invalid	Question
10	q2.6	Q2.6. 你參與公民運動是因為你所參與的公民運動目標有實現的可能性?	discrete	numeric-1.0	295	1707	-
11	q2.7	Q2.7. 你認為你參與的公民運動能夠捍衛重要的社會價值?	discrete	numeric-1.0	295	1707	-

Group 政治知識

#	Name	Label	Type	Format	Valid	Invalid	Question
1	r1	R1. 你知不知道我國現任的副總統是誰?	discrete	numeric-2.0	2002	0	-
2	r2	R2. 你知不知道目前立法院中哪一個政黨的立法委員最多?	discrete	numeric-2.0	2002	0	-
3	r3	R3. 你知不知道現在的民進黨主席是誰?	discrete	numeric-2.0	2002	0	-
4	r4	R4. 你知不知道我國憲法的修正是由哪一個民意機關負責?	discrete	numeric-2.0	2002	0	-
5	r5	R5. 你知不知道下列三個國家中,哪一個國家和台灣有正式邦交?	discrete	numeric-2.0	2002	0	-

Group 政治態度、效能與信任

#	Name	Label	Type	Format	Valid	Invalid	Question
1	s1.1	S1.1. 請問你對政治感興趣的程度?	discrete	numeric-1.0	2002	0	-
2	s1.2	S1.2. 政府會為全民謀求最大的福利?	discrete	numeric-1.0	2002	0	-
3	s1.3	S1.3. 政府首長在媒體上所說的話是可以相信的?	discrete	numeric-1.0	2002	0	-
4	s1.4	S1.4. 有人說:「我們一般民眾對政府的作為,沒有任何影響力」,請問你同不同意這種說法?	discrete	numeric-1.0	2002	0	-
5	s1.5	S1.5. 有人說:「政府官員不會在乎我們一般民眾的想法」,請問你同不同意這種說法?	discrete	numeric-1.0	2002	0	-
6	s1.6	S1.6. 有人說:「政治有時候太複雜了,所以我們一般民眾實在搞不懂」,請問你同不同意這種說法?	discrete	numeric-1.0	2002	0	-
7	s1.7	S1.7. 有人說:「因為有網路,一般人可以更容易瞭解政治」,請問你同不同意這種說法?	discrete	numeric-1.0	2002	0	-
8	s1.8	S1.8. 有人說:「因為有網路,一般人可以更知道政府做了什麼」,請問你同不同意這種說法?	discrete	numeric-1.0	2002	0	-
9	s1.9	S1.9. 有人說:「因為有網路,一般人在政治上可以有	discrete	numeric-1.0	2002	0	-

#	Name	Label	Type	Format	Valid	Invalid	Question
		更大的影響力」,請問你同不同意這種說法?					
10	s1.10	S1.10. 有人說:「因為有網路,一般人有更多機會向別人表達政治的看法」,請問你同不同意這種說法?	discrete	numeric-1.0	2002	0	-
11	s2.1	S2.1. 請問你信不信任立法院?	discrete	numeric-2.0	2002	0	-
12	s2.2	S2.2. 請問你信不信任中央政府?	discrete	numeric-2.0	2002	0	-
13	s2.3	S2.3. 請問你信不信任國內的政黨?	discrete	numeric-2.0	2002	0	-
14	s3	S3. 下列兩種說法,你比較同意哪一個?	discrete	numeric-2.0	2002	0	-

Group 政黨認同

#	Name	Label	Type	Format	Valid	Invalid	Question
1	t1	T1. 目前國內有幾個主要政黨,包括國民黨、民進黨、新黨、親民黨,以及台灣團結聯盟,請問你有沒有偏向哪一個政黨?	discrete	numeric-2.0	2002	0	-
2	t1a	T1a. 那相對來說,請問你有沒有稍微偏向哪一個政黨?	discrete	numeric-2.0	1137	865	-
3	t1.b	T1.b. 請問是哪一個政黨?	discrete	numeric-2.0	1051	951	-
4	t1.b.a	T1.b. 請問是哪一個政黨?(其他政黨)	discrete	character-8	6	0	-
5	t1c	T1c. 請問,你偏向這個政黨的程度上是很強,普通,還是有一點?	discrete	numeric-2.0	1029	973	-
6	t2	T2. 請問國民黨讓你感到溫暖的程度?	continuous	numeric-3.0	2002	0	-
7	t3	T3. 請問民進黨讓你感到溫暖的程度?	continuous	numeric-3.0	2002	0	-
8	t4.1	T4. 請問你覺得國民黨的政治人物擅長處理下列哪些議題?(可複選)(促進省籍與族群和諧)	discrete	numeric-1.0	226	1776	-
9	t4.2	T4. 請問你覺得國民黨的政治人物擅長處理下列哪些議題?(可複選)(促進經濟發展)	discrete	numeric-1.0	256	1746	-
10	t4.3	T4. 請問你覺得國民黨的政治人物擅長處理下列哪些議題?(可複選)(提升台灣國際地位)	discrete	numeric-1.0	338	1664	-
11	t4.4	T4. 請問你覺得國民黨的政治人物擅長處理下列哪些議題?(可複選)(改善社會治安)	discrete	numeric-1.0	162	1840	-
12	t4.5	T4. 請問你覺得國民黨的政治人物擅長處理下列哪些議題?(可複選)(解決失業問題)	discrete	numeric-1.0	98	1904	-

#	Name	Label	Type	Format	Valid	Invalid	Question
13	t4.6	T4. 請問你覺得國民黨的政治人物擅長處理下列哪些議題?(可複選)(維持政局穩定)	discrete	numeric-1.0	319	1683	-
14	t4.7	T4. 請問你覺得國民黨的政治人物擅長處理下列哪些議題?(可複選)(消除黑金政治)	discrete	numeric-1.0	61	1941	-
15	t4.8	T4. 請問你覺得國民黨的政治人物擅長處理下列哪些議題?(可複選)(推動民主改革)	discrete	numeric-1.0	107	1895	-
16	t4.9	T4. 請問你覺得國民黨的政治人物擅長處理下列哪些議題?(可複選)(促進兩岸關係和平發展)	discrete	numeric-1.0	748	1254	-
17	t4.10	T4. 請問你覺得國民黨的政治人物擅長處理下列哪些議題?(可複選)(處理教育改革)	discrete	numeric-1.0	83	1919	-
18	t4.90	T4. 請問你覺得國民黨的政治人物擅長處理下列哪些議題?(可複選)(都沒有)	discrete	numeric-1.0	964	1038	-
19	t5.1	T5. 請問你覺得民進黨的政治人物擅長處理下列哪些議題?(可複選)(促進省籍與族群和諧)	discrete	numeric-1.0	183	1819	-
20	t5.2	T5. 請問你覺得民進黨的政治人物擅長處理下列哪些議題?(可複選)(促進經濟發展)	discrete	numeric-1.0	239	1763	-
21	t5.3	T5. 請問你覺得民進黨的政治人物擅長處理下列哪些議題?(可複選)(提升台灣國際地位)	discrete	numeric-1.0	183	1819	-
22	t5.4	T5. 請問你覺得民進黨的政治人物擅長處理下列哪些議題?(可複選)(改善社會治安)	discrete	numeric-1.0	212	1790	-
23	t5.5	T5. 請問你覺得民進黨的政治人物擅長處理下列哪些議題?(可複選)(解決失業問題)	discrete	numeric-1.0	192	1810	-
24	t5.6	T5. 請問你覺得民進黨的政治人物擅長處理下列哪些議題?(可複選)(維持政局穩定)	discrete	numeric-1.0	115	1887	-
25	t5.7	T5. 請問你覺得民進黨的政治人物擅長處理下列哪些議題?(可複選)(消除黑金政治)	discrete	numeric-1.0	281	1721	-
26	t5.8	T5. 請問你覺得民進黨的政治人物擅長處理下列哪些議題?(可複選)(推動民主改革)	discrete	numeric-1.0	688	1314	-
27	t5.9	T5. 請問你覺得民進黨的政治人物擅長處理下列哪些	discrete	numeric-1.0	69	1933	-

#	Name	Label	Type	Format	Valid	Invalid	Question
		議題?(可複選)(促進兩岸關係和平發展)					
28	t5.10	T5. 請問你覺得民進黨的政治人物擅長處理下列哪些議題?(可複選)(處理教育改革)	discrete	numeric-1.0	207	1795	-
29	t5.90	T5. 請問你覺得民進黨的政治人物擅長處理下列哪些議題?(可複選)(都沒有)	discrete	numeric-1.0	903	1099	-
30	t6.1	T6. 整體而言,請問你覺得國民黨的政治人物具備下列哪些特質?(可複選)(有魄力)	discrete	numeric-1.0	104	1898	-
31	t6.2	T6. 整體而言,請問你覺得國民黨的政治人物具備下列哪些特質?(可複選)(做事能力強)	discrete	numeric-1.0	156	1846	-
32	t6.3	T6. 整體而言,請問你覺得國民黨的政治人物具備下列哪些特質?(可複選)(經驗豐富)	discrete	numeric-1.0	570	1432	-
33	t6.4	T6. 整體而言,請問你覺得國民黨的政治人物具備下列哪些特質?(可複選)(有聰明才智)	discrete	numeric-1.0	181	1821	-
34	t6.5	T6. 整體而言,請問你覺得國民黨的政治人物具備下列哪些特質?(可複選)(清廉不貪腐)	discrete	numeric-1.0	80	1922	-
35	t6.6	T6. 整體而言,請問你覺得國民黨的政治人物具備下列哪些特質?(可複選)(誠實有信用)	discrete	numeric-1.0	75	1927	-
36	t6.7	T6. 整體而言,請問你覺得國民黨的政治人物具備下列哪些特質?(可複選)(瞭解民眾的需要)	discrete	numeric-1.0	121	1881	-
37	t6.8	T6. 整體而言,請問你覺得國民黨的政治人物具備下列哪些特質?(可複選)(具有親和力)	discrete	numeric-1.0	228	1774	-
38	t6.90	T6. 整體而言,請問你覺得國民黨的政治人物具備下列哪些特質?(可複選)(都沒有)	discrete	numeric-1.0	1123	879	-
39	t7.1	T7. 整體而言,請問你覺得民進黨的政治人物具備下列哪些特質?(可複選)(有魄力)	discrete	numeric-1.0	317	1685	-
40	t7.2	T7. 整體而言,請問你覺得民進黨的政治人物具備下列哪些特質?(可複選)(做事能力強)	discrete	numeric-1.0	286	1716	-
41	t7.3	T7. 整體而言,請問你覺得民進黨的政治人物具備下列哪些特質?(可複選)(經驗豐富)	discrete	numeric-1.0	103	1899	-

#	Name	Label	Type	Format	Valid	Invalid	Question
42	t7.4	T7. 整體而言,請問你覺得民進黨的政治人物具備下列哪些特質?(可複選)(有聰明才智)	discrete	numeric-1.0	209	1793	-
43	t7.5	T7. 整體而言,請問你覺得民進黨的政治人物具備下列哪些特質?(可複選)(清廉不貪腐)	discrete	numeric-1.0	119	1883	-
44	t7.6	T7. 整體而言,請問你覺得民進黨的政治人物具備下列哪些特質?(可複選)(誠實有信用)	discrete	numeric-1.0	124	1878	-
45	t7.7	T7. 整體而言,請問你覺得民進黨的政治人物具備下列哪些特質?(可複選)(瞭解民眾的需要)	discrete	numeric-1.0	576	1426	-
46	t7.8	T7. 整體而言,請問你覺得民進黨的政治人物具備下列哪些特質?(可複選)(具有親和力)	discrete	numeric-1.0	593	1409	-
47	t7.90	T7. 整體而言,請問你覺得民進黨的政治人物具備下列哪些特質?(可複選)(都沒有)	discrete	numeric-1.0	780	1222	-

Group 國家認同

#	Name	Label	Type	Format	Valid	Invalid	Question
1	u1	U1. 請問對於台灣前途(統獨)問題,你的意見是怎樣?	discrete	numeric-2.0	2002	0	-
2	u1.a	U1. 請問對於台灣前途(統獨)問題,你的意見是怎樣?(其他)	discrete	character-1	0	0	-
3	u2	U2. 請問你認為自己是「臺灣人」、「中國人」,或者都是?	discrete	numeric-2.0	2002	0	-
4	u2.a	U2. 請問你認為自己是「臺灣人」、「中國人」,或者都是?(其他)	discrete	character-6	1	0	-

Group 個人價值

#	Name	Label	Type	Format	Valid	Invalid	Question
1	v1.1	V1.1. 整體而言,你對於你的生活滿不滿意?	discrete	numeric-1.0	2002	0	-
2	v1.2	V1.2. 整體而言,你對於你的工作滿不滿意?	discrete	numeric-1.0	2002	0	-
3	v1.3	V1.3. 整體而言,你對於你的社交生活滿不滿意?	discrete	numeric-1.0	2002	0	-
4	v1.4	V1.4. 整體來說,你對自己目前的健康狀況滿不滿意?	discrete	numeric-1.0	2002	0	-
5	v1.5	V1.5. 整體來說,你覺得目前的日子過得快不快樂?	discrete	numeric-2.0	2002	0	-

Group 工作狀況篇							
#	Name	Label	Type	Format	Valid	Invalid	Question
1	w1	W1. 請問你現在有沒有在工作?	discrete	numeric-2.0	2002	0	-
2	w1.a	W1. 工作狀況(其他)	discrete	character-1	0	0	-
3	w2	W2. 請問你的行業	discrete	numeric-2.0	1337	665	-
4	w2.a	W2. 請問你的行業(其他)	discrete	character-4	1	0	-
5	w3	W3. 請問你個人平均每個月所有的(稅前)收入差不多有多少?	discrete	numeric-2.0	2002	0	-

Group 新增變項							
#	Name	Label	Type	Format	Valid	Invalid	Question
1	id	ID	discrete	character-12	2002	0	-
2	stratify	分層	continuous	numeric-1.0	2002	0	-
3	age	年齡	continuous	numeric-2.0	2002	0	-
4	agegp	年齡分層	discrete	numeric-1.0	2002	0	-
5	weight1	權值	continuous	numeric-17.16	2002	0	-

Group 網路媒體和政治或公共事務討論							
#	Name	Label	Type	Format	Valid	Invalid	Question
1	o1.1	O1.1. 你多常在網路平台上表達你對政治或公共事務議題的看法?	discrete	numeric-1.0	162	1840	-
2	o1.2	O1.2. 你多常在網路平台上和朋友討論政治或公共事務話題?	discrete	numeric-1.0	162	1840	-
3	o1.3	O1.3. 你多常簽署網路版的請願書?	discrete	numeric-1.0	1443	559	-
4	o2.1	O2.1. 若社群媒體上有人轉貼支持藍陣營的訊息,你的注意程度高低?	discrete	numeric-1.0	1260	742	-
5	o2.2	O2.2. 若社群媒體上有人轉貼支持綠陣營的訊息,你的注意程度高低?	discrete	numeric-1.0	1260	742	-

Variables Description

Dataset contains 706 variable(s)

File : data			
# id: ID			
Information		[Type= discrete] [Format=character] [Missing=*]	
Statistics [NW/ W]		[Valid=2002 -/] [Invalid=0 -/]	
# stratify: 分層			
Information		[Type= continuous] [Format=numeric] [Range= 1-7] [Missing=*]	
Statistics [NW/ W]		[Valid=2002 -/] [Invalid=0 -/]	
Value	Label	Cases	Percentage
1	都會核心	283	<div><div></div></div> 14.1%
2	工商市區	531	<div><div></div></div> 26.5%
3	新興市鎮	477	<div><div></div></div> 23.8%
4	傳統產業市鎮	239	<div><div></div></div> 11.9%
5	低度發展鄉鎮	320	<div><div></div></div> 16.0%
6	高齡化鄉鎮	129	<div><div></div></div> 6.4%
7	偏遠鄉鎮	23	<div><div></div></div> 1.1%
Warning: these figures indicate the number of cases found in the data file. They cannot be interpreted as summary statistics of the population of interest.			
# a1: A1. 性別			
Information		[Type= discrete] [Format=numeric] [Range= 1-2] [Missing=*]	
Statistics [NW/ W]		[Valid=2002 -/] [Invalid=0 -/]	
Value	Label	Cases	Percentage
1	男	928	<div><div></div></div> 46.4%
2	女	1074	<div><div></div></div> 53.6%
Warning: these figures indicate the number of cases found in the data file. They cannot be interpreted as summary statistics of the population of interest.			
# a2: A2. 請問你是民國哪一年出生的?			
Information		[Type= continuous] [Format=numeric] [Range= 8-86] [Missing=*]	
Statistics [NW/ W]		[Valid=2002 -/] [Invalid=0 -/] [Mean=56.654 -/] [StdDev=15.992 -/]	
# age: 年齡			
Information		[Type= continuous] [Format=numeric] [Range= 18-96] [Missing=*]	
Statistics [NW/ W]		[Valid=2002 -/] [Invalid=0 -/] [Mean=47.346 -/] [StdDev=15.992 -/]	
# agegp: 年齡分層			
Information		[Type= discrete] [Format=numeric] [Range= 1-7] [Missing=*]	
Statistics [NW/ W]		[Valid=2002 -/] [Invalid=0 -/]	
Value	Label	Cases	Percentage
1	18-19歲	38	<div><div></div></div> 1.9%
2	20-29歲	242	<div><div></div></div> 12.1%
3	30-39歲	460	<div><div></div></div> 23.0%
4	40-49歲	363	<div><div></div></div> 18.1%
5	50-59歲	423	<div><div></div></div> 21.1%
6	60-69歲	294	<div><div></div></div> 14.7%
7	70歲以上	182	<div><div></div></div> 9.1%
Warning: these figures indicate the number of cases found in the data file. They cannot be interpreted as summary statistics of the population of interest.			

File : data

a3: A3. 出生地

Information [Type= discrete] [Format=numeric] [Range= 1-99] [Missing=*]

Statistics [NW/ W] [Valid=2002 /-] [Invalid=0 /-]

Value	Label	Cases	Percentage
1	基隆市	20	<div><div></div></div> 1.0%
2	台北市	219	<div><div></div></div> 10.9%
3	新北市	209	<div><div></div></div> 10.4%
4	桃園市	127	<div><div></div></div> 6.3%
5	新竹縣	28	<div><div></div></div> 1.4%
6	新竹市	30	<div><div></div></div> 1.5%
7	苗栗縣	104	<div><div></div></div> 5.2%
8	南投縣	47	<div><div></div></div> 2.3%
9	台中市	138	<div><div></div></div> 6.9%
10	彰化縣	191	<div><div></div></div> 9.5%
11	雲林縣	54	<div><div></div></div> 2.7%
12	嘉義縣	118	<div><div></div></div> 5.9%
13	嘉義市	44	<div><div></div></div> 2.2%
14	台南市	182	<div><div></div></div> 9.1%
15	高雄市	197	<div><div></div></div> 9.8%
16	屏東縣	123	<div><div></div></div> 6.1%
17	宜蘭縣	55	<div><div></div></div> 2.7%
18	花蓮縣	46	<div><div></div></div> 2.3%
19	台東縣	9	<div><div></div></div> 0.4%
20	澎湖縣	8	<div><div></div></div> 0.4%
21	金門縣	2	<div><div></div></div> 0.1%
22	連江縣	0	
88	其他	49	<div><div></div></div> 2.4%
99	不知道	2	<div><div></div></div> 0.1%

Warning: these figures indicate the number of cases found in the data file. They cannot be interpreted as summary statistics of the population of interest.

a3.a: A3. 出生地(其他)

Information [Type= discrete] [Format=character] [Missing=*]

Statistics [NW/ W] [Valid=49 /-] [Invalid=0 /-]

Value	Label	Cases	Percentage
中國大陸		29	<div><div></div></div> 59.2%
印尼		5	<div><div></div></div> 10.2%
泰國		1	<div><div></div></div> 2.0%
緬甸		3	<div><div></div></div> 6.1%
美國		1	<div><div></div></div> 2.0%
英國		1	<div><div></div></div> 2.0%
菲律賓		1	<div><div></div></div> 2.0%
越南		7	<div><div></div></div> 14.3%
韓國		1	<div><div></div></div> 2.0%

Warning: these figures indicate the number of cases found in the data file. They cannot be interpreted as summary statistics of the population of interest.

File : data			
# a4: A4. 戶籍			
Information		[Type= discrete] [Format=numeric] [Range= 1-99] [Missing=*]	
Statistics [NW/ W]		[Valid=2002 +/-] [Invalid=0 +/-]	
Value	Label	Cases	Percentage
1	基隆市	4	<div><div></div>0.2%</div>
2	台北市	249	<div><div></div>12.4%</div>
3	新北市	335	<div><div></div>16.7%</div>
4	桃園市	161	<div><div></div>8.0%</div>
5	新竹縣	6	<div><div></div>0.3%</div>
6	新竹市	46	<div><div></div>2.3%</div>
7	苗栗縣	96	<div><div></div>4.8%</div>
8	南投縣	9	<div><div></div>0.4%</div>
9	台中市	194	<div><div></div>9.7%</div>
10	彰化縣	165	<div><div></div>8.2%</div>
11	雲林縣	5	<div><div></div>0.2%</div>
12	嘉義縣	90	<div><div></div>4.5%</div>
13	嘉義市	57	<div><div></div>2.8%</div>
14	台南市	157	<div><div></div>7.8%</div>
15	高雄市	213	<div><div></div>10.6%</div>
16	屏東縣	116	<div><div></div>5.8%</div>
17	宜蘭縣	44	<div><div></div>2.2%</div>
18	花蓮縣	49	<div><div></div>2.4%</div>
19	台東縣	0	
20	澎湖縣	3	<div><div></div>0.1%</div>
21	金門縣	3	<div><div></div>0.1%</div>
22	連江縣	0	
88	其他	0	
99	不知道	0	
Warning: these figures indicate the number of cases found in the data file. They cannot be interpreted as summary statistics of the population of interest.			
# a4.a: A4. 戶籍(其他)			
Information		[Type= discrete] [Format=character] [Missing=*]	
Statistics [NW/ W]		[Valid=0 +/-] [Invalid=0 +/-]	
# a5: A5. 請問你父親是哪裡人?			
Information		[Type= discrete] [Format=numeric] [Range= 1-99] [Missing=*]	
Statistics [NW/ W]		[Valid=2002 +/-] [Invalid=0 +/-]	
Value	Label	Cases	Percentage
1	台灣閩南(河洛)人	1553	<div><div></div>77.6%</div>
2	台灣客家人	240	<div><div></div>12.0%</div>
3	大陸各省市	164	<div><div></div>8.2%</div>
4	台灣原住民	13	<div><div></div>0.6%</div>
5	台灣新住民	2	<div><div></div>0.1%</div>
88	其他	17	<div><div></div>0.8%</div>
99	不知道	13	<div><div></div>0.6%</div>
Warning: these figures indicate the number of cases found in the data file. They cannot be interpreted as summary statistics of the population of interest.			

File : data			
# a5.a: A5. 請問你父親是哪裡人?(其他)			
Information	[Type= discrete] [Format=character] [Missing=*]		
Statistics [NW/ W]	[Valid=17 /-] [Invalid=0 /-]		
Value	Label	Cases	Percentage
印尼		5	<div><div></div></div> 29.4%
泰國		1	<div><div></div></div> 5.9%
緬甸		2	<div><div></div></div> 11.8%
菲律賓		1	<div><div></div></div> 5.9%
越南		7	<div><div></div></div> 41.2%
香港		1	<div><div></div></div> 5.9%
Warning: these figures indicate the number of cases found in the data file. They cannot be interpreted as summary statistics of the population of interest.			
# a6: A6. 請問你母親是哪裡人?			
Information	[Type= discrete] [Format=numeric] [Range= 1-99] [Missing=*]		
Statistics [NW/ W]	[Valid=2002 /-] [Invalid=0 /-]		
Value	Label	Cases	Percentage
1	台灣閩南(河洛)人	1610	<div><div></div></div> 80.4%
2	台灣客家人	253	<div><div></div></div> 12.6%
3	大陸各省市	87	<div><div></div></div> 4.3%
4	台灣原住民	21	<div><div></div></div> 1.0%
5	台灣新住民	3	<div><div></div></div> 0.1%
88	其他	17	<div><div></div></div> 0.8%
99	不知道	11	<div><div></div></div> 0.5%
Warning: these figures indicate the number of cases found in the data file. They cannot be interpreted as summary statistics of the population of interest.			
# a6.a: A6. 請問你母親是哪裡人?(其他)			
Information	[Type= discrete] [Format=character] [Missing=*]		
Statistics [NW/ W]	[Valid=17 /-] [Invalid=0 /-]		
Value	Label	Cases	Percentage
印尼		5	<div><div></div></div> 29.4%
日本		1	<div><div></div></div> 5.9%
泰國		1	<div><div></div></div> 5.9%
緬甸		2	<div><div></div></div> 11.8%
菲律賓		1	<div><div></div></div> 5.9%
越南		7	<div><div></div></div> 41.2%
Warning: these figures indicate the number of cases found in the data file. They cannot be interpreted as summary statistics of the population of interest.			
# a7: A7. 請問你的婚姻狀況是?			
Information	[Type= discrete] [Format=numeric] [Range= 1-88] [Missing=*]		
Statistics [NW/ W]	[Valid=2002 /-] [Invalid=0 /-]		
Value	Label	Cases	Percentage
1	未婚	497	<div><div></div></div> 24.8%
2	已婚	1277	<div><div></div></div> 63.8%
3	同居	5	<div><div></div></div> 0.2%
4	已離婚或分居	95	<div><div></div></div> 4.7%
5	配偶去世	128	<div><div></div></div> 6.4%

File : data			
# a7: A7. 請問你的婚姻狀況是？			
Value	Label	Cases	Percentage
88	其他	0	
Warning: these figures indicate the number of cases found in the data file. They cannot be interpreted as summary statistics of the population of interest.			
# a7.a: A7. 請問你的婚姻狀況是?(其他)			
Information	[Type= discrete] [Format=character] [Missing=*]		
Statistics [NW/ W]	[Valid=0 /-] [Invalid=0 /-]		
# a8: A8. 請問你的教育程度是：			
Information	[Type= discrete] [Format=numeric] [Range= 1-88] [Missing=*]		
Statistics [NW/ W]	[Valid=2002 /-] [Invalid=0 /-]		
Value	Label	Cases	Percentage
1	無	63	<div><div></div></div> 3.1%
2	自修	5	<div><div></div></div> 0.2%
3	小學	235	<div><div></div></div> 11.7%
4	國(初)中	225	<div><div></div></div> 11.2%
5	初職	9	<div><div></div></div> 0.4%
6	高中普通科	113	<div><div></div></div> 5.6%
7	高中職業科	114	<div><div></div></div> 5.7%
8	高職(高商、高工)	312	<div><div></div></div> 15.6%
9	士官學校	1	<div><div></div></div> 0.0%
10	五專	75	<div><div></div></div> 3.7%
11	二專	152	<div><div></div></div> 7.6%
12	三專	23	<div><div></div></div> 1.1%
13	軍警專修班	0	
14	軍警專科班	4	<div><div></div></div> 0.2%
15	空中行專	2	<div><div></div></div> 0.1%
16	空中大學	7	<div><div></div></div> 0.3%
17	軍警官校或大學	9	<div><div></div></div> 0.4%
18	技術學院、科大	113	<div><div></div></div> 5.6%
19	大學	406	<div><div></div></div> 20.3%
20	碩士	123	<div><div></div></div> 6.1%
21	博士	11	<div><div></div></div> 0.5%
88	其他	0	
Warning: these figures indicate the number of cases found in the data file. They cannot be interpreted as summary statistics of the population of interest.			
# a8.a: A8. 請問你的教育程度是:(其他)			
Information	[Type= discrete] [Format=character] [Missing=*]		
Statistics [NW/ W]	[Valid=0 /-] [Invalid=0 /-]		
# a9.1: A9. 你家裡現在有那些人住在一起?(可複選)(祖父)			
Information	[Type= discrete] [Format=numeric] [Range= 1-1] [Missing=*]		
Statistics [NW/ W]	[Valid=23 /-] [Invalid=1979 /-]		
Value	Label	Cases	Percentage
1	祖父	23	<div><div></div></div> 100.0%
Sysmiss		1979	

File : data			
# a9.1: A9. 你家裡現在有那些人住在一起?(可複選)(祖父)			
<i>Warning: these figures indicate the number of cases found in the data file. They cannot be interpreted as summary statistics of the population of interest.</i>			
# a9.2: A9. 你家裡現在有那些人住在一起?(可複選)(祖母)			
Information	[Type= discrete] [Format=numeric] [Range= 1-1] [Missing=*]		
Statistics [NW/ W]	[Valid=43 /-] [Invalid=1959 /-]		
Value	Label	Cases	Percentage
1	祖母	43	<div><div></div></div> 100.0%
Sysmiss		1959	
<i>Warning: these figures indicate the number of cases found in the data file. They cannot be interpreted as summary statistics of the population of interest.</i>			
# a9.3: A9. 你家裡現在有那些人住在一起?(可複選)(外祖父)			
Information	[Type= discrete] [Format=numeric] [Range= 1-1] [Missing=*]		
Statistics [NW/ W]	[Valid=2 /-] [Invalid=2000 /-]		
Value	Label	Cases	Percentage
1	外祖父	2	<div><div></div></div> 100.0%
Sysmiss		2000	
<i>Warning: these figures indicate the number of cases found in the data file. They cannot be interpreted as summary statistics of the population of interest.</i>			
# a9.4: A9. 你家裡現在有那些人住在一起?(可複選)(外祖母)			
Information	[Type= discrete] [Format=numeric] [Range= 1-1] [Missing=*]		
Statistics [NW/ W]	[Valid=9 /-] [Invalid=1993 /-]		
Value	Label	Cases	Percentage
1	外祖母	9	<div><div></div></div> 100.0%
Sysmiss		1993	
<i>Warning: these figures indicate the number of cases found in the data file. They cannot be interpreted as summary statistics of the population of interest.</i>			
# a9.5: A9. 你家裡現在有那些人住在一起?(可複選)(父)			
Information	[Type= discrete] [Format=numeric] [Range= 1-1] [Missing=*]		
Statistics [NW/ W]	[Valid=383 /-] [Invalid=1619 /-]		
Value	Label	Cases	Percentage
1	父	383	<div><div></div></div> 100.0%
Sysmiss		1619	
<i>Warning: these figures indicate the number of cases found in the data file. They cannot be interpreted as summary statistics of the population of interest.</i>			
# a9.6: A9. 你家裡現在有那些人住在一起?(可複選)(母)			
Information	[Type= discrete] [Format=numeric] [Range= 1-1] [Missing=*]		
Statistics [NW/ W]	[Valid=477 /-] [Invalid=1525 /-]		
Value	Label	Cases	Percentage
1	母	477	<div><div></div></div> 100.0%
Sysmiss		1525	
<i>Warning: these figures indicate the number of cases found in the data file. They cannot be interpreted as summary statistics of the population of interest.</i>			
# a9.7: A9. 你家裡現在有那些人住在一起?(可複選)(夫)			
Information	[Type= discrete] [Format=numeric] [Range= 1-1] [Missing=*]		
Statistics [NW/ W]	[Valid=637 /-] [Invalid=1365 /-]		

File : data

a9.7: A9. 你家裡現在有那些人住在一起?(可複選)(夫)

Value	Label	Cases	Percentage
1	夫	637	<div><div></div></div> 100.0%
Sysmiss		1365	

Warning: these figures indicate the number of cases found in the data file. They cannot be interpreted as summary statistics of the population of interest.

a9.8: A9. 你家裡現在有那些人住在一起?(可複選)(妻)

Information	[Type= discrete] [Format=numeric] [Range= 1-1] [Missing=*]
Statistics [NW/ W]	[Valid=522 /-] [Invalid=1480 /-]

Value	Label	Cases	Percentage
1	妻	522	<div><div></div></div> 100.0%
Sysmiss		1480	

Warning: these figures indicate the number of cases found in the data file. They cannot be interpreted as summary statistics of the population of interest.

a9.9: A9. 你家裡現在有那些人住在一起?(可複選)(兄)

Information	[Type= discrete] [Format=numeric] [Range= 1-1] [Missing=*]
Statistics [NW/ W]	[Valid=102 /-] [Invalid=1900 /-]

Value	Label	Cases	Percentage
1	兄	102	<div><div></div></div> 100.0%
Sysmiss		1900	

Warning: these figures indicate the number of cases found in the data file. They cannot be interpreted as summary statistics of the population of interest.

a9.10: A9. 你家裡現在有那些人住在一起?(可複選)(姐)

Information	[Type= discrete] [Format=numeric] [Range= 1-1] [Missing=*]
Statistics [NW/ W]	[Valid=71 /-] [Invalid=1931 /-]

Value	Label	Cases	Percentage
1	姐	71	<div><div></div></div> 100.0%
Sysmiss		1931	

Warning: these figures indicate the number of cases found in the data file. They cannot be interpreted as summary statistics of the population of interest.

a9.11: A9. 你家裡現在有那些人住在一起?(可複選)(弟)

Information	[Type= discrete] [Format=numeric] [Range= 1-1] [Missing=*]
Statistics [NW/ W]	[Valid=99 /-] [Invalid=1903 /-]

Value	Label	Cases	Percentage
1	弟	99	<div><div></div></div> 100.0%
Sysmiss		1903	

Warning: these figures indicate the number of cases found in the data file. They cannot be interpreted as summary statistics of the population of interest.

a9.12: A9. 你家裡現在有那些人住在一起?(可複選)(妹)

Information	[Type= discrete] [Format=numeric] [Range= 1-1] [Missing=*]
Statistics [NW/ W]	[Valid=82 /-] [Invalid=1920 /-]

Value	Label	Cases	Percentage
1	妹	82	<div><div></div></div> 100.0%
Sysmiss		1920	

Warning: these figures indicate the number of cases found in the data file. They cannot be interpreted as summary statistics of the population of interest.

File : data			
# a9.13: A9. 你家裡現在有那些人住在一起?(可複選)(子)			
Information	[Type= discrete] [Format=numeric] [Range= 1-1] [Missing=*]		
Statistics [NW/ W]	[Valid=802 /-] [Invalid=1200 /-]		
Value	Label	Cases	Percentage
1	子	802	100.0%
Sysmiss		1200	
<i>Warning: these figures indicate the number of cases found in the data file. They cannot be interpreted as summary statistics of the population of interest.</i>			
# a9.14: A9. 你家裡現在有那些人住在一起?(可複選)(女)			
Information	[Type= discrete] [Format=numeric] [Range= 1-1] [Missing=*]		
Statistics [NW/ W]	[Valid=583 /-] [Invalid=1419 /-]		
Value	Label	Cases	Percentage
1	女	583	100.0%
Sysmiss		1419	
<i>Warning: these figures indicate the number of cases found in the data file. They cannot be interpreted as summary statistics of the population of interest.</i>			
# a9.15: A9. 你家裡現在有那些人住在一起?(可複選)(孫)			
Information	[Type= discrete] [Format=numeric] [Range= 1-1] [Missing=*]		
Statistics [NW/ W]	[Valid=114 /-] [Invalid=1888 /-]		
Value	Label	Cases	Percentage
1	孫	114	100.0%
Sysmiss		1888	
<i>Warning: these figures indicate the number of cases found in the data file. They cannot be interpreted as summary statistics of the population of interest.</i>			
# a9.16: A9. 你家裡現在有那些人住在一起?(可複選)(孫女)			
Information	[Type= discrete] [Format=numeric] [Range= 1-1] [Missing=*]		
Statistics [NW/ W]	[Valid=91 /-] [Invalid=1911 /-]		
Value	Label	Cases	Percentage
1	孫女	91	100.0%
Sysmiss		1911	
<i>Warning: these figures indicate the number of cases found in the data file. They cannot be interpreted as summary statistics of the population of interest.</i>			
# a9.17: A9. 你家裡現在有那些人住在一起?(可複選)(外孫)			
Information	[Type= discrete] [Format=numeric] [Range= 1-1] [Missing=*]		
Statistics [NW/ W]	[Valid=28 /-] [Invalid=1974 /-]		
Value	Label	Cases	Percentage
1	外孫	28	100.0%
Sysmiss		1974	
<i>Warning: these figures indicate the number of cases found in the data file. They cannot be interpreted as summary statistics of the population of interest.</i>			
# a9.18: A9. 你家裡現在有那些人住在一起?(可複選)(公公)			
Information	[Type= discrete] [Format=numeric] [Range= 1-1] [Missing=*]		
Statistics [NW/ W]	[Valid=41 /-] [Invalid=1961 /-]		
Value	Label	Cases	Percentage
1	公公	41	100.0%
Sysmiss		1961	
<i>Warning: these figures indicate the number of cases found in the data file. They cannot be interpreted as summary statistics of the population of interest.</i>			

File : data			
# a9.19: A9. 你家裡現在有那些人住在一起?(可複選)(婆婆)			
Information	[Type= discrete] [Format=numeric] [Range= 1-1] [Missing=*]		
Statistics [NW/ W]	[Valid=75 /-] [Invalid=1927 /-]		
Value	Label	Cases	Percentage
1	婆婆	75	100.0%
Sysmiss		1927	
<i>Warning: these figures indicate the number of cases found in the data file. They cannot be interpreted as summary statistics of the population of interest.</i>			
# a9.20: A9. 你家裡現在有那些人住在一起?(可複選)(媳婦)			
Information	[Type= discrete] [Format=numeric] [Range= 1-1] [Missing=*]		
Statistics [NW/ W]	[Valid=90 /-] [Invalid=1912 /-]		
Value	Label	Cases	Percentage
1	媳婦	90	100.0%
Sysmiss		1912	
<i>Warning: these figures indicate the number of cases found in the data file. They cannot be interpreted as summary statistics of the population of interest.</i>			
# a9.21: A9. 你家裡現在有那些人住在一起?(可複選)(外孫女)			
Information	[Type= discrete] [Format=numeric] [Range= 1-1] [Missing=*]		
Statistics [NW/ W]	[Valid=12 /-] [Invalid=1990 /-]		
Value	Label	Cases	Percentage
1	外孫女	12	100.0%
Sysmiss		1990	
<i>Warning: these figures indicate the number of cases found in the data file. They cannot be interpreted as summary statistics of the population of interest.</i>			
# a9.22: A9. 你家裡現在有那些人住在一起?(可複選)(岳父)			
Information	[Type= discrete] [Format=numeric] [Range= 1-1] [Missing=*]		
Statistics [NW/ W]	[Valid=5 /-] [Invalid=1997 /-]		
Value	Label	Cases	Percentage
1	岳父	5	100.0%
Sysmiss		1997	
<i>Warning: these figures indicate the number of cases found in the data file. They cannot be interpreted as summary statistics of the population of interest.</i>			
# a9.23: A9. 你家裡現在有那些人住在一起?(可複選)(岳母)			
Information	[Type= discrete] [Format=numeric] [Range= 1-1] [Missing=*]		
Statistics [NW/ W]	[Valid=7 /-] [Invalid=1995 /-]		
Value	Label	Cases	Percentage
1	岳母	7	100.0%
Sysmiss		1995	
<i>Warning: these figures indicate the number of cases found in the data file. They cannot be interpreted as summary statistics of the population of interest.</i>			
# a9.24: A9. 你家裡現在有那些人住在一起?(可複選)(女婿)			
Information	[Type= discrete] [Format=numeric] [Range= 1-1] [Missing=*]		
Statistics [NW/ W]	[Valid=12 /-] [Invalid=1990 /-]		
Value	Label	Cases	Percentage
1	女婿	12	100.0%
Sysmiss		1990	
<i>Warning: these figures indicate the number of cases found in the data file. They cannot be interpreted as summary statistics of the population of interest.</i>			

File : data			
# a9.25: A9. 你家裡現在有那些人住在一起?(可複選)(姪)			
Information	[Type= discrete] [Format=numeric] [Range= 1-1] [Missing=*]		
Statistics [NW/ W]	[Valid=17 /-] [Invalid=1985 /-]		
Value	Label	Cases	Percentage
1	姪	17	100.0%
Sysmiss		1985	
Warning: these figures indicate the number of cases found in the data file. They cannot be interpreted as summary statistics of the population of interest.			
# a9.26: A9. 你家裡現在有那些人住在一起?(可複選)(伯叔)			
Information	[Type= discrete] [Format=numeric] [Range= 1-1] [Missing=*]		
Statistics [NW/ W]	[Valid=7 /-] [Invalid=1995 /-]		
Value	Label	Cases	Percentage
1	伯叔	7	100.0%
Sysmiss		1995	
Warning: these figures indicate the number of cases found in the data file. They cannot be interpreted as summary statistics of the population of interest.			
# a9.27: A9. 你家裡現在有那些人住在一起?(可複選)(伯叔母)			
Information	[Type= discrete] [Format=numeric] [Range= 1-1] [Missing=*]		
Statistics [NW/ W]	[Valid=4 /-] [Invalid=1998 /-]		
Value	Label	Cases	Percentage
1	伯叔母	4	100.0%
Sysmiss		1998	
Warning: these figures indicate the number of cases found in the data file. They cannot be interpreted as summary statistics of the population of interest.			
# a9.28: A9. 你家裡現在有那些人住在一起?(可複選)(嫂)			
Information	[Type= discrete] [Format=numeric] [Range= 1-1] [Missing=*]		
Statistics [NW/ W]	[Valid=10 /-] [Invalid=1992 /-]		
Value	Label	Cases	Percentage
1	嫂	10	100.0%
Sysmiss		1992	
Warning: these figures indicate the number of cases found in the data file. They cannot be interpreted as summary statistics of the population of interest.			
# a9.29: A9. 你家裡現在有那些人住在一起?(可複選)(甥)			
Information	[Type= discrete] [Format=numeric] [Range= 1-1] [Missing=*]		
Statistics [NW/ W]	[Valid=9 /-] [Invalid=1993 /-]		
Value	Label	Cases	Percentage
1	甥	9	100.0%
Sysmiss		1993	
Warning: these figures indicate the number of cases found in the data file. They cannot be interpreted as summary statistics of the population of interest.			
# a9.30: A9. 你家裡現在有那些人住在一起?(可複選)(舅父)			
Information	[Type= discrete] [Format=numeric] [Range= 1-1] [Missing=*]		
Statistics [NW/ W]	[Valid=2 /-] [Invalid=2000 /-]		
Value	Label	Cases	Percentage
1	舅父	2	100.0%
Sysmiss		2000	
Warning: these figures indicate the number of cases found in the data file. They cannot be interpreted as summary statistics of the population of interest.			

File : data

a9.31: A9. 你家裡現在有那些人住在一起?(可複選)(舅母)

Information	[Type= discrete] [Format=numeric] [Range= 1-1] [Missing=*]
Statistics [NW/ W]	[Valid=2 /-] [Invalid=2000 /-]

Value	Label	Cases	Percentage
1	舅母	2	100.0%
Sysmiss		2000	

Warning: these figures indicate the number of cases found in the data file. They cannot be interpreted as summary statistics of the population of interest.

a9.32: A9. 你家裡現在有那些人住在一起?(可複選)(姊夫)

Information	[Type= discrete] [Format=numeric] [Range= 1-1] [Missing=*]
Statistics [NW/ W]	[Valid=1 /-] [Invalid=2001 /-]

Value	Label	Cases	Percentage
1	姐夫	1	100.0%
Sysmiss		2001	

Warning: these figures indicate the number of cases found in the data file. They cannot be interpreted as summary statistics of the population of interest.

# a9.33: A9. 你家裡現在有那些人住在一起?(可複選)(姑父)			
Information	[Type= discrete] [Format=numeric] [Range= 1-1] [Missing=*]		
Statistics [NW/ W]	[Valid=0 /-] [Invalid=2002 /-]		
Value	Label	Cases	Percentage
1	姑父	0	
Sysmiss		2002	
Warning: these figures indicate the number of cases found in the data file. They cannot be interpreted as summary statistics of the population of interest.			
# a9.34: A9. 你家裡現在有那些人住在一起?(可複選)(姑母)			
Information	[Type= discrete] [Format=numeric] [Range= 1-1] [Missing=*]		
Statistics [NW/ W]	[Valid=3 /-] [Invalid=1999 /-]		
Value	Label	Cases	Percentage
1	姑母	3	100.0%
Sysmiss		1999	
Warning: these figures indicate the number of cases found in the data file. They cannot be interpreted as summary statistics of the population of interest.			
# a9.35: A9. 你家裡現在有那些人住在一起?(可複選)(弟媳)			
Information	[Type= discrete] [Format=numeric] [Range= 1-1] [Missing=*]		
Statistics [NW/ W]	[Valid=3 /-] [Invalid=1999 /-]		
Value	Label	Cases	Percentage
1	弟媳	3	100.0%
Sysmiss		1999	
Warning: these figures indicate the number of cases found in the data file. They cannot be interpreted as summary statistics of the population of interest.			
# a9.36: A9. 你家裡現在有那些人住在一起?(可複選)(姨丈)			
Information	[Type= discrete] [Format=numeric] [Range= 1-1] [Missing=*]		
Statistics [NW/ W]	[Valid=0 /-] [Invalid=2002 /-]		
Value	Label	Cases	Percentage
1	姨丈	0	
Sysmiss		2002	
Warning: these figures indicate the number of cases found in the data file. They cannot be interpreted as summary statistics of the population of interest.			
# a9.37: A9. 你家裡現在有那些人住在一起?(可複選)(姨母)			
Information	[Type= discrete] [Format=numeric] [Range= 1-1] [Missing=*]		
Statistics [NW/ W]	[Valid=1 /-] [Invalid=2001 /-]		
Value	Label	Cases	Percentage
1	姨母	1	100.0%
Sysmiss		2001	
Warning: these figures indicate the number of cases found in the data file. They cannot be interpreted as summary statistics of the population of interest.			
# a9.38: A9. 你家裡現在有那些人住在一起?(可複選)(妹夫)			
Information	[Type= discrete] [Format=numeric] [Range= 1-1] [Missing=*]		
Statistics [NW/ W]	[Valid=1 /-] [Invalid=2001 /-]		
Value	Label	Cases	Percentage
1	妹夫	1	100.0%
Sysmiss		2001	
Warning: these figures indicate the number of cases found in the data file. They cannot be interpreted as summary statistics of the population of interest.			

# a9.39: A9. 你家裡現在有那些人住在一起?(可複選)(朋友)			
Information	[Type= discrete] [Format=numeric] [Range= 1-1] [Missing=*]		
Statistics [NW/ W]	[Valid=30 /-] [Invalid=1972 /-]		
Value	Label	Cases	Percentage
1	朋友	30	<div><div></div></div> 100.0%
Sysmiss		1972	
Warning: these figures indicate the number of cases found in the data file. They cannot be interpreted as summary statistics of the population of interest.			
# a9.40: A9. 你家裡現在有那些人住在一起?(可複選)(其他親戚)			
Information	[Type= discrete] [Format=numeric] [Range= 1-1] [Missing=*]		
Statistics [NW/ W]	[Valid=14 /-] [Invalid=1988 /-]		
Value	Label	Cases	Percentage
1	其他親戚	14	<div><div></div></div> 100.0%
Sysmiss		1988	
Warning: these figures indicate the number of cases found in the data file. They cannot be interpreted as summary statistics of the population of interest.			
# a9.41: A9. 你家裡現在有那些人住在一起?(可複選)(獨自居住)			
Information	[Type= discrete] [Format=numeric] [Range= 1-1] [Missing=*]		
Statistics [NW/ W]	[Valid=201 /-] [Invalid=1801 /-]		
Value	Label	Cases	Percentage
1	獨自居住	201	<div><div></div></div> 100.0%
Sysmiss		1801	
Warning: these figures indicate the number of cases found in the data file. They cannot be interpreted as summary statistics of the population of interest.			
# a9.88: A9. 你家裡現在有那些人住在一起?(可複選)(其他)			
Information	[Type= discrete] [Format=numeric] [Range= 1-1] [Missing=*]		
Statistics [NW/ W]	[Valid=15 /-] [Invalid=1987 /-]		
Value	Label	Cases	Percentage
1	其他	15	<div><div></div></div> 100.0%
Sysmiss		1987	
Warning: these figures indicate the number of cases found in the data file. They cannot be interpreted as summary statistics of the population of interest.			
# a9.20.a: A9. 你家裡現在有那些人住在一起?(可複選)(媳婦人數)			
Information	[Type= continuous] [Format=numeric] [Range= 1-4] [Missing=*]		
Statistics [NW/ W]	[Valid=90 /-] [Invalid=1912 /-] [Mean=1.178 /-] [StdDev=0.488 /-]		
# a9.24.a: A9. 你家裡現在有那些人住在一起?(可複選)(女婿人數)			
Information	[Type= continuous] [Format=numeric] [Range= 1-1] [Missing=*]		
Statistics [NW/ W]	[Valid=12 /-] [Invalid=1990 /-] [Mean=1 /-] [StdDev=0 /-]		
# a9.28.a: A9. 你家裡現在有那些人住在一起?(可複選)(嫂人數)			
Information	[Type= continuous] [Format=numeric] [Range= 1-1] [Missing=*]		
Statistics [NW/ W]	[Valid=10 /-] [Invalid=1992 /-] [Mean=1 /-] [StdDev=0 /-]		
# a9.32.a: A9. 你家裡現在有那些人住在一起?(可複選)(姊夫人數)			
Information	[Type= continuous] [Format=numeric] [Range= 1-1] [Missing=*]		
Statistics [NW/ W]	[Valid=1 /-] [Invalid=2001 /-] [Mean=1 /-]		
# a9.35.a: A9. 你家裡現在有那些人住在一起?(可複選)(弟媳人數)			
Information	[Type= continuous] [Format=numeric] [Range= 1-2] [Missing=*]		

# a9.35.a: A9. 你家裡現在有那些人住在一起?(可複選)(弟媳人數)			
Statistics [NW/ W]	[Valid=3 /-] [Invalid=1999 /-] [Mean=1.333 /-] [StdDev=0.577 /-]		
# a9.38.a: A9. 你家裡現在有那些人住在一起?(可複選)(妹夫人數)			
Information	[Type= continuous] [Format=numeric] [Range= 1-1] [Missing=*]		
Statistics [NW/ W]	[Valid=1 /-] [Invalid=2001 /-] [Mean=1 /-]		
# a9.88.a: A9. 你家裡現在有那些人住在一起?(可複選)(其他說明)			
Information	[Type= discrete] [Format=character] [Missing=*]		
Statistics [NW/ W]	[Valid=15 /-] [Invalid=0 /-]		
Value	Label	Cases	Percentage
外籍幫傭		10	<div></div> 66.7%
幫傭		5	<div></div> 33.3%
Warning: these figures indicate the number of cases found in the data file. They cannot be interpreted as summary statistics of the population of interest.			
# b1a: B1a. 請問你有沒有使用手機?			
Information	[Type= discrete] [Format=numeric] [Range= 1-2] [Missing=*]		
Statistics [NW/ W]	[Valid=2002 /-] [Invalid=0 /-]		
Value	Label	Cases	Percentage
1	有	1825	<div></div> 91.2%
2	沒有(跳答至C1a)	177	<div></div> 8.8%
Warning: these figures indicate the number of cases found in the data file. They cannot be interpreted as summary statistics of the population of interest.			
# b1b: B1b. 請問你手機的類型是?			
Information	[Type= discrete] [Format=numeric] [Range= 1-3] [Missing=*]		
Statistics [NW/ W]	[Valid=1825 /-] [Invalid=177 /-]		
Value	Label	Cases	Percentage
1	智慧型手機	1489	<div></div> 81.6%
2	一般型手機, 不能上網	283	<div></div> 15.5%
3	一般型手機, 能上網	53	<div></div> 2.9%
Sysmiss		177	
Warning: these figures indicate the number of cases found in the data file. They cannot be interpreted as summary statistics of the population of interest.			
# b2: B2. 請問你使用行動媒體的頻率?			
Information	[Type= discrete] [Format=numeric] [Range= 1-4] [Missing=*]		
Statistics [NW/ W]	[Valid=1825 /-] [Invalid=177 /-]		
Value	Label	Cases	Percentage
1	從來沒有	102	<div></div> 5.6%
2	很少	253	<div></div> 13.9%
3	有時	252	<div></div> 13.8%
4	經常	1218	<div></div> 66.7%
Sysmiss		177	
Warning: these figures indicate the number of cases found in the data file. They cannot be interpreted as summary statistics of the population of interest.			
# c1a: C1a. 請問你每週平均有幾天會看報紙?			
Information	[Type= continuous] [Format=numeric] [Range= 0-7] [Missing=*]		
Statistics [NW/ W]	[Valid=2002 /-] [Invalid=0 /-]		
Value	Label	Cases	Percentage
0	跳答至C3	1171	<div></div> 100.0%

# c1a: C1a. 請問你每週平均有幾天會看報紙?			
Warning: these figures indicate the number of cases found in the data file. They cannot be interpreted as summary statistics of the population of interest.			
# c1b.1: C1b. 請問你如果有讀報紙的那一天,你一整天大概會看多久?(時)			
Information	[Type= continuous] [Format=numeric] [Range= 0-5] [Missing=*]		
Statistics [NW/ W]	[Valid=831 -/] [Invalid=1171 -/] [Mean=0.434 -/] [StdDev=0.698 -/]		
# c1b.2: C1b. 請問你如果有讀報紙的那一天,你一整天大概會看多久?(分)			
Information	[Type= continuous] [Format=numeric] [Range= 0-55] [Missing=*]		
Statistics [NW/ W]	[Valid=831 -/] [Invalid=1171 -/] [Mean=16.934 -/] [StdDev=13.757 -/]		
# c1c.1: C1c. 請問你最常看哪幾份報紙?(可複選)(自由時報)			
Information	[Type= discrete] [Format=numeric] [Range= 1-1] [Missing=*]		
Statistics [NW/ W]	[Valid=428 -/] [Invalid=1574 -/]		
Value	Label	Cases	Percentage
1	自由時報	428	<div><div></div></div> 100.0%
Sysmiss		1574	
Warning: these figures indicate the number of cases found in the data file. They cannot be interpreted as summary statistics of the population of interest.			
# c1c.2: C1c. 請問你最常看哪幾份報紙?(可複選)(蘋果日報)			
Information	[Type= discrete] [Format=numeric] [Range= 1-1] [Missing=*]		
Statistics [NW/ W]	[Valid=404 -/] [Invalid=1598 -/]		
Value	Label	Cases	Percentage
1	蘋果日報	404	<div><div></div></div> 100.0%
Sysmiss		1598	
Warning: these figures indicate the number of cases found in the data file. They cannot be interpreted as summary statistics of the population of interest.			
# c1c.3: C1c. 請問你最常看哪幾份報紙?(可複選)(聯合報)			
Information	[Type= discrete] [Format=numeric] [Range= 1-1] [Missing=*]		
Statistics [NW/ W]	[Valid=239 -/] [Invalid=1763 -/]		
Value	Label	Cases	Percentage
1	聯合報	239	<div><div></div></div> 100.0%
Sysmiss		1763	
Warning: these figures indicate the number of cases found in the data file. They cannot be interpreted as summary statistics of the population of interest.			
# c1c.4: C1c. 請問你最常看哪幾份報紙?(可複選)(中國時報)			
Information	[Type= discrete] [Format=numeric] [Range= 1-1] [Missing=*]		
Statistics [NW/ W]	[Valid=151 -/] [Invalid=1851 -/]		
Value	Label	Cases	Percentage
1	中國時報	151	<div><div></div></div> 100.0%
Sysmiss		1851	
Warning: these figures indicate the number of cases found in the data file. They cannot be interpreted as summary statistics of the population of interest.			
# c1c.5: C1c. 請問你最常看哪幾份報紙?(可複選)(經濟日報)			
Information	[Type= discrete] [Format=numeric] [Range= 1-1] [Missing=*]		
Statistics [NW/ W]	[Valid=43 -/] [Invalid=1959 -/]		
Value	Label	Cases	Percentage
1	經濟日報	43	<div><div></div></div> 100.0%
Sysmiss		1959	
Warning: these figures indicate the number of cases found in the data file. They cannot be interpreted as summary statistics of the population of interest.			

# c1c.6: C1c. 請問你最常看哪幾份報紙?(可複選)(工商時報)			
Information	[Type= discrete] [Format=numeric] [Range= 1-1] [Missing=*]		
Statistics [NW/ W]	[Valid=20 /-] [Invalid=1982 /-]		
Value	Label	Cases	Percentage
1	工商時報	20	100.0%
Sysmiss		1982	
Warning: these figures indicate the number of cases found in the data file. They cannot be interpreted as summary statistics of the population of interest.			
# c1c.7: C1c. 請問你最常看哪幾份報紙?(可複選)(聯合晚報)			
Information	[Type= discrete] [Format=numeric] [Range= 1-1] [Missing=*]		
Statistics [NW/ W]	[Valid=23 /-] [Invalid=1979 /-]		
Value	Label	Cases	Percentage
1	聯合晚報	23	100.0%
Sysmiss		1979	
Warning: these figures indicate the number of cases found in the data file. They cannot be interpreted as summary statistics of the population of interest.			
# c1c.8: C1c. 請問你最常看哪幾份報紙?(可複選)(爽報(免費報紙))			
Information	[Type= discrete] [Format=numeric] [Range= 1-1] [Missing=*]		
Statistics [NW/ W]	[Valid=27 /-] [Invalid=1975 /-]		
Value	Label	Cases	Percentage
1	爽報(免費報紙)	27	100.0%
Sysmiss		1975	
Warning: these figures indicate the number of cases found in the data file. They cannot be interpreted as summary statistics of the population of interest.			
# c1c.9: C1c. 請問你最常看哪幾份報紙?(可複選)(Upaper(免費報紙))			
Information	[Type= discrete] [Format=numeric] [Range= 1-1] [Missing=*]		
Statistics [NW/ W]	[Valid=11 /-] [Invalid=1991 /-]		
Value	Label	Cases	Percentage
1	Upaper (免費報紙)	11	100.0%
Sysmiss		1991	
Warning: these figures indicate the number of cases found in the data file. They cannot be interpreted as summary statistics of the population of interest.			
# c1c.10: C1c. 請問你最常看哪幾份報紙?(可複選)(中華日報(臺南市))			
Information	[Type= discrete] [Format=numeric] [Range= 1-1] [Missing=*]		
Statistics [NW/ W]	[Valid=8 /-] [Invalid=1994 /-]		
Value	Label	Cases	Percentage
1	中華日報 (臺南市)	8	100.0%
Sysmiss		1994	
Warning: these figures indicate the number of cases found in the data file. They cannot be interpreted as summary statistics of the population of interest.			
# c1c.11: C1c. 請問你最常看哪幾份報紙?(可複選)(臺灣時報(高雄市))			
Information	[Type= discrete] [Format=numeric] [Range= 1-1] [Missing=*]		
Statistics [NW/ W]	[Valid=2 /-] [Invalid=2000 /-]		
Value	Label	Cases	Percentage
1	臺灣時報 (高雄市)	2	100.0%
Sysmiss		2000	
Warning: these figures indicate the number of cases found in the data file. They cannot be interpreted as summary statistics of the population of interest.			

# c1c.12: C1c. 請問你最常看哪幾份報紙?(可複選)(人間福報)			
Information		[Type= discrete] [Format=numeric] [Range= 1-1] [Missing=*]	
Statistics [NW/ W]		[Valid=13 /-] [Invalid=1989 /-]	
Value	Label	Cases	Percentage
1	人間福報	13	100.0%
Sysmiss		1989	
<i>Warning: these figures indicate the number of cases found in the data file. They cannot be interpreted as summary statistics of the population of interest.</i>			
# c1c.13: C1c. 請問你最常看哪幾份報紙?(可複選)(更生日報(花蓮縣、臺東縣))			
Information		[Type= discrete] [Format=numeric] [Range= 1-1] [Missing=*]	
Statistics [NW/ W]		[Valid=24 /-] [Invalid=1978 /-]	
Value	Label	Cases	Percentage
1	更生日報 (花蓮縣、臺東縣)	24	100.0%
Sysmiss		1978	
<i>Warning: these figures indicate the number of cases found in the data file. They cannot be interpreted as summary statistics of the population of interest.</i>			
# c1c.14: C1c. 請問你最常看哪幾份報紙?(可複選)(國語日報)			
Information		[Type= discrete] [Format=numeric] [Range= 1-1] [Missing=*]	
Statistics [NW/ W]		[Valid=7 /-] [Invalid=1995 /-]	
Value	Label	Cases	Percentage
1	國語日報	7	100.0%
Sysmiss		1995	
<i>Warning: these figures indicate the number of cases found in the data file. They cannot be interpreted as summary statistics of the population of interest.</i>			
# c1c.15: C1c. 請問你最常看哪幾份報紙?(可複選)(青年日報)			
Information		[Type= discrete] [Format=numeric] [Range= 1-1] [Missing=*]	
Statistics [NW/ W]		[Valid=2 /-] [Invalid=2000 /-]	
Value	Label	Cases	Percentage
1	青年日報	2	100.0%
Sysmiss		2000	
<i>Warning: these figures indicate the number of cases found in the data file. They cannot be interpreted as summary statistics of the population of interest.</i>			
# c1c.16: C1c. 請問你最常看哪幾份報紙?(可複選)(China Post)			
Information		[Type= discrete] [Format=numeric] [Range= 1-1] [Missing=*]	
Statistics [NW/ W]		[Valid=0 /-] [Invalid=2002 /-]	
Value	Label	Cases	Percentage
1	China Post	0	
Sysmiss		2002	
<i>Warning: these figures indicate the number of cases found in the data file. They cannot be interpreted as summary statistics of the population of interest.</i>			
# c1c.17: C1c. 請問你最常看哪幾份報紙?(可複選)(旺報)			
Information		[Type= discrete] [Format=numeric] [Range= 1-1] [Missing=*]	
Statistics [NW/ W]		[Valid=5 /-] [Invalid=1997 /-]	
Value	Label	Cases	Percentage
1	旺報	5	100.0%
Sysmiss		1997	
<i>Warning: these figures indicate the number of cases found in the data file. They cannot be interpreted as summary statistics of the population of interest.</i>			

# c1c.18: C1c. 請問你最常看哪幾份報紙?(可複選)(中國經濟通訊社CENS)			
Information	[Type= discrete] [Format=numeric] [Range= 1-1] [Missing=*]		
Statistics [NW/ W]	[Valid=0 /-] [Invalid=2002 /-]		
Value	Label	Cases	Percentage
1	中國經濟通訊社CENS	0	
Sysmiss		2002	
Warning: these figures indicate the number of cases found in the data file. They cannot be interpreted as summary statistics of the population of interest.			
# c1c.19: C1c. 請問你最常看哪幾份報紙?(可複選)(Taipei Times)			
Information	[Type= discrete] [Format=numeric] [Range= 1-1] [Missing=*]		
Statistics [NW/ W]	[Valid=2 /-] [Invalid=2000 /-]		
Value	Label	Cases	Percentage
1	Taipei Times	2	100.0%
Sysmiss		2000	
Warning: these figures indicate the number of cases found in the data file. They cannot be interpreted as summary statistics of the population of interest.			
# c1c.20: C1c. 請問你最常看哪幾份報紙?(可複選)(馬祖日報)			
Information	[Type= discrete] [Format=numeric] [Range= 1-1] [Missing=*]		
Statistics [NW/ W]	[Valid=0 /-] [Invalid=2002 /-]		
Value	Label	Cases	Percentage
1	馬祖日報	0	
Sysmiss		2002	
Warning: these figures indicate the number of cases found in the data file. They cannot be interpreted as summary statistics of the population of interest.			
# c1c.21: C1c. 請問你最常看哪幾份報紙?(可複選)(金門日報)			
Information	[Type= discrete] [Format=numeric] [Range= 1-1] [Missing=*]		
Statistics [NW/ W]	[Valid=0 /-] [Invalid=2002 /-]		
Value	Label	Cases	Percentage
1	金門日報	0	
Sysmiss		2002	
Warning: these figures indicate the number of cases found in the data file. They cannot be interpreted as summary statistics of the population of interest.			
# c1c.22: C1c. 請問你最常看哪幾份報紙?(可複選)(民眾日報(高雄市))			
Information	[Type= discrete] [Format=numeric] [Range= 1-1] [Missing=*]		
Statistics [NW/ W]	[Valid=0 /-] [Invalid=2002 /-]		
Value	Label	Cases	Percentage
1	民眾日報 (高雄市)	0	
Sysmiss		2002	
Warning: these figures indicate the number of cases found in the data file. They cannot be interpreted as summary statistics of the population of interest.			
# c1c.23: C1c. 請問你最常看哪幾份報紙?(可複選)(台灣新聞報(高雄市))			
Information	[Type= discrete] [Format=numeric] [Range= 1-1] [Missing=*]		
Statistics [NW/ W]	[Valid=1 /-] [Invalid=2001 /-]		
Value	Label	Cases	Percentage
1	台灣新聞報 (高雄市)	1	100.0%
Sysmiss		2001	
Warning: these figures indicate the number of cases found in the data file. They cannot be interpreted as summary statistics of the population of interest.			

# c1c.24: C1c. 請問你最常看哪幾份報紙?(可複選)(台中日報(臺中市))			
Information		[Type= discrete] [Format=numeric] [Range= 1-1] [Missing=*]	
Statistics [NW/ W]		[Valid=0 /-] [Invalid=2002 /-]	
Value	Label	Cases	Percentage
1	台中日報 (臺中市)	0	
Sysmiss		2002	
<i>Warning: these figures indicate the number of cases found in the data file. They cannot be interpreted as summary statistics of the population of interest.</i>			
# c1c.25: C1c. 請問你最常看哪幾份報紙?(可複選)(台中晚報(臺中市))			
Information		[Type= discrete] [Format=numeric] [Range= 1-1] [Missing=*]	
Statistics [NW/ W]		[Valid=0 /-] [Invalid=2002 /-]	
Value	Label	Cases	Percentage
1	台中晚報 (臺中市)	0	
Sysmiss		2002	
<i>Warning: these figures indicate the number of cases found in the data file. They cannot be interpreted as summary statistics of the population of interest.</i>			
# c1c.26: C1c. 請問你最常看哪幾份報紙?(可複選)(台中時報(臺中市))			
Information		[Type= discrete] [Format=numeric] [Range= 1-1] [Missing=*]	
Statistics [NW/ W]		[Valid=0 /-] [Invalid=2002 /-]	
Value	Label	Cases	Percentage
1	台中時報 (臺中市)	0	
Sysmiss		2002	
<i>Warning: these figures indicate the number of cases found in the data file. They cannot be interpreted as summary statistics of the population of interest.</i>			
# c1c.27: C1c. 請問你最常看哪幾份報紙?(可複選)(旱溪地區報(臺中市))			
Information		[Type= discrete] [Format=numeric] [Range= 1-1] [Missing=*]	
Statistics [NW/ W]		[Valid=0 /-] [Invalid=2002 /-]	
Value	Label	Cases	Percentage
1	旱溪地區報 (臺中市市)	0	
Sysmiss		2002	
<i>Warning: these figures indicate the number of cases found in the data file. They cannot be interpreted as summary statistics of the population of interest.</i>			

# c1c.28: C1c. 請問你最常看哪幾份報紙?(可複選)(東方快報(花蓮縣))			
Information	[Type= discrete] [Format=numeric] [Range= 1-1] [Missing=*]		
Statistics [NW/ W]	[Valid=1 -/] [Invalid=2001 -/]		
Value	Label	Cases	Percentage
1	東方快報 (花蓮縣)	1	100.0%
Sysmiss		2001	
Warning: these figures indicate the number of cases found in the data file. They cannot be interpreted as summary statistics of the population of interest.			
# c1c.29: C1c. 請問你最常看哪幾份報紙?(可複選)(享活誌(新北市))			
Information	[Type= discrete] [Format=numeric] [Range= 1-1] [Missing=*]		
Statistics [NW/ W]	[Valid=0 -/] [Invalid=2002 -/]		
Value	Label	Cases	Percentage
1	享活誌 (新北市)	0	
Sysmiss		2002	
Warning: these figures indicate the number of cases found in the data file. They cannot be interpreted as summary statistics of the population of interest.			
# c1c.30: C1c. 請問你最常看哪幾份報紙?(可複選)(巨報(嘉義縣、嘉義市))			
Information	[Type= discrete] [Format=numeric] [Range= 1-1] [Missing=*]		
Statistics [NW/ W]	[Valid=0 -/] [Invalid=2002 -/]		
Value	Label	Cases	Percentage
1	巨報 (嘉義縣、嘉義市)	0	
Sysmiss		2002	
Warning: these figures indicate the number of cases found in the data file. They cannot be interpreted as summary statistics of the population of interest.			
# c1c.31: C1c. 請問你最常看哪幾份報紙?(可複選)(台灣教會公報(清領時期創立))			
Information	[Type= discrete] [Format=numeric] [Range= 1-1] [Missing=*]		
Statistics [NW/ W]	[Valid=0 -/] [Invalid=2002 -/]		
Value	Label	Cases	Percentage
1	台灣教會公報 (清領時期創立)	0	
Sysmiss		2002	
Warning: these figures indicate the number of cases found in the data file. They cannot be interpreted as summary statistics of the population of interest.			
# c1c.32: C1c. 請問你最常看哪幾份報紙?(可複選)(基督教論壇報)			
Information	[Type= discrete] [Format=numeric] [Range= 1-1] [Missing=*]		
Statistics [NW/ W]	[Valid=0 -/] [Invalid=2002 -/]		
Value	Label	Cases	Percentage
1	基督教論壇報	0	
Sysmiss		2002	
Warning: these figures indicate the number of cases found in the data file. They cannot be interpreted as summary statistics of the population of interest.			
# c1c.33: C1c. 請問你最常看哪幾份報紙?(可複選)(天主教週報)			
Information	[Type= discrete] [Format=numeric] [Range= 1-1] [Missing=*]		
Statistics [NW/ W]	[Valid=0 -/] [Invalid=2002 -/]		
Value	Label	Cases	Percentage
1	天主教週報	0	
Sysmiss		2002	
Warning: these figures indicate the number of cases found in the data file. They cannot be interpreted as summary statistics of the population of interest.			

# c1c.34: C1c. 請問你最常看哪幾份報紙?(可複選)(前鋒招標日報)			
Information	[Type= discrete] [Format=numeric] [Range= 1-1] [Missing=*]		
Statistics [NW/ W]	[Valid=0 /-] [Invalid=2002 /-]		
Value	Label	Cases	Percentage
1	前鋒招標日報	0	
Sysmiss		2002	
Warning: these figures indicate the number of cases found in the data file. They cannot be interpreted as summary statistics of the population of interest.			
# c1c.35: C1c. 請問你最常看哪幾份報紙?(可複選)(台灣新生報)			
Information	[Type= discrete] [Format=numeric] [Range= 1-1] [Missing=*]		
Statistics [NW/ W]	[Valid=1 /-] [Invalid=2001 /-]		
Value	Label	Cases	Percentage
1	台灣新生報	1	100.0%
Sysmiss		2001	
Warning: these figures indicate the number of cases found in the data file. They cannot be interpreted as summary statistics of the population of interest.			
# c1c.36: C1c. 請問你最常看哪幾份報紙?(可複選)(大紀元時報)			
Information	[Type= discrete] [Format=numeric] [Range= 1-1] [Missing=*]		
Statistics [NW/ W]	[Valid=8 /-] [Invalid=1994 /-]		
Value	Label	Cases	Percentage
1	大紀元時報	8	100.0%
Sysmiss		1994	
Warning: these figures indicate the number of cases found in the data file. They cannot be interpreted as summary statistics of the population of interest.			
# c1c.37: C1c. 請問你最常看哪幾份報紙?(可複選)(國語週刊)			
Information	[Type= discrete] [Format=numeric] [Range= 1-1] [Missing=*]		
Statistics [NW/ W]	[Valid=0 /-] [Invalid=2002 /-]		
Value	Label	Cases	Percentage
1	國語週刊	0	
Sysmiss		2002	
Warning: these figures indicate the number of cases found in the data file. They cannot be interpreted as summary statistics of the population of interest.			
# c1c.38: C1c. 請問你最常看哪幾份報紙?(可複選)(台灣立報)			
Information	[Type= discrete] [Format=numeric] [Range= 1-1] [Missing=*]		
Statistics [NW/ W]	[Valid=0 /-] [Invalid=2002 /-]		
Value	Label	Cases	Percentage
1	台灣立報	0	
Sysmiss		2002	
Warning: these figures indicate the number of cases found in the data file. They cannot be interpreted as summary statistics of the population of interest.			
# c1c.39: C1c. 請問你最常看哪幾份報紙?(可複選)(破報)			
Information	[Type= discrete] [Format=numeric] [Range= 1-1] [Missing=*]		
Statistics [NW/ W]	[Valid=0 /-] [Invalid=2002 /-]		
Value	Label	Cases	Percentage
1	破報	0	
Sysmiss		2002	
Warning: these figures indicate the number of cases found in the data file. They cannot be interpreted as summary statistics of the population of interest.			

# c1c.40: C1c. 請問你最常看哪幾份報紙?(可複選)(都會時報)			
Information		[Type= discrete] [Format=numeric] [Range= 1-1] [Missing=*]	
Statistics [NW/ W]		[Valid=0 /-] [Invalid=2002 /-]	
Value	Label	Cases	Percentage
1	都會時報	0	
Sysmiss		2002	
Warning: these figures indicate the number of cases found in the data file. They cannot be interpreted as summary statistics of the population of interest.			
# c1c.41: C1c. 請問你最常看哪幾份報紙?(可複選)(台灣時報)			
Information		[Type= discrete] [Format=numeric] [Range= 1-1] [Missing=*]	
Statistics [NW/ W]		[Valid=2 /-] [Invalid=2000 /-]	
Value	Label	Cases	Percentage
1	台灣時報	2	100.0%
Sysmiss		2000	
Warning: these figures indicate the number of cases found in the data file. They cannot be interpreted as summary statistics of the population of interest.			
# c1c.42: C1c. 請問你最常看哪幾份報紙?(可複選)(電子時報)			
Information		[Type= discrete] [Format=numeric] [Range= 1-1] [Missing=*]	
Statistics [NW/ W]		[Valid=2 /-] [Invalid=2000 /-]	
Value	Label	Cases	Percentage
1	電子時報	2	100.0%
Sysmiss		2000	
Warning: these figures indicate the number of cases found in the data file. They cannot be interpreted as summary statistics of the population of interest.			
# c1c.43: C1c. 請問你最常看哪幾份報紙?(可複選)(Taiwan News)			
Information		[Type= discrete] [Format=numeric] [Range= 1-1] [Missing=*]	
Statistics [NW/ W]		[Valid=2 /-] [Invalid=2000 /-]	
Value	Label	Cases	Percentage
1	Taiwan News	2	100.0%
Sysmiss		2000	
Warning: these figures indicate the number of cases found in the data file. They cannot be interpreted as summary statistics of the population of interest.			
# c1c.88: C1c. 請問你最常看哪幾份報紙?(可複選)(其他)			
Information		[Type= discrete] [Format=numeric] [Range= 1-1] [Missing=*]	
Statistics [NW/ W]		[Valid=0 /-] [Invalid=2002 /-]	
Value	Label	Cases	Percentage
1	其他	0	
Sysmiss		2002	
Warning: these figures indicate the number of cases found in the data file. They cannot be interpreted as summary statistics of the population of interest.			
# c1c.88.a: C1c. 請問你最常看哪幾份報紙?(可複選)(其他說明)			
Information		[Type= discrete] [Format=character] [Missing=*]	
Statistics [NW/ W]		[Valid=0 /-] [Invalid=0 /-]	
# c2.1: C2. 你看報紙最常看下列哪幾種內容?(可複選)(社會新聞)			
Information		[Type= discrete] [Format=numeric] [Range= 1-1] [Missing=*]	
Statistics [NW/ W]		[Valid=673 /-] [Invalid=1329 /-]	

# c2.1: C2. 你看報紙最常看下列哪幾種內容?(可複選)(社會新聞)			
Value	Label	Cases	Percentage
1	社會新聞	673	<div><div></div></div> 100.0%
Sysmiss		1329	
Warning: these figures indicate the number of cases found in the data file. They cannot be interpreted as summary statistics of the population of interest.			
# c2.2: C2. 你看報紙最常看下列哪幾種內容?(可複選)(國際新聞)			
Information	[Type= discrete] [Format=numeric] [Range= 1-1] [Missing=*]		
Statistics [NW/ W]	[Valid=453 /-] [Invalid=1549 /-]		
Value	Label	Cases	Percentage
1	國際新聞	453	<div><div></div></div> 100.0%
Sysmiss		1549	
Warning: these figures indicate the number of cases found in the data file. They cannot be interpreted as summary statistics of the population of interest.			
# c2.3: C2. 你看報紙最常看下列哪幾種內容?(可複選)(氣象)			
Information	[Type= discrete] [Format=numeric] [Range= 1-1] [Missing=*]		
Statistics [NW/ W]	[Valid=192 /-] [Invalid=1810 /-]		
Value	Label	Cases	Percentage
1	氣象	192	<div><div></div></div> 100.0%
Sysmiss		1810	
Warning: these figures indicate the number of cases found in the data file. They cannot be interpreted as summary statistics of the population of interest.			
# c2.4: C2. 你看報紙最常看下列哪幾種內容?(可複選)(時事評論)			
Information	[Type= discrete] [Format=numeric] [Range= 1-1] [Missing=*]		
Statistics [NW/ W]	[Valid=287 /-] [Invalid=1715 /-]		
Value	Label	Cases	Percentage
1	時事評論	287	<div><div></div></div> 100.0%
Sysmiss		1715	
Warning: these figures indicate the number of cases found in the data file. They cannot be interpreted as summary statistics of the population of interest.			
# c2.5: C2. 你看報紙最常看下列哪幾種內容?(可複選)(交通資訊)			
Information	[Type= discrete] [Format=numeric] [Range= 1-1] [Missing=*]		
Statistics [NW/ W]	[Valid=100 /-] [Invalid=1902 /-]		
Value	Label	Cases	Percentage
1	交通資訊	100	<div><div></div></div> 100.0%
Sysmiss		1902	
Warning: these figures indicate the number of cases found in the data file. They cannot be interpreted as summary statistics of the population of interest.			
# c2.6: C2. 你看報紙最常看下列哪幾種內容?(可複選)(政治新聞)			
Information	[Type= discrete] [Format=numeric] [Range= 1-1] [Missing=*]		
Statistics [NW/ W]	[Valid=342 /-] [Invalid=1660 /-]		
Value	Label	Cases	Percentage
1	政治新聞	342	<div><div></div></div> 100.0%
Sysmiss		1660	
Warning: these figures indicate the number of cases found in the data file. They cannot be interpreted as summary statistics of the population of interest.			
# c2.7: C2. 你看報紙最常看下列哪幾種內容?(可複選)(大陸新聞)			
Information	[Type= discrete] [Format=numeric] [Range= 1-1] [Missing=*]		
Statistics [NW/ W]	[Valid=116 /-] [Invalid=1886 /-]		

# c2.7: C2. 你看報紙最常看下列哪幾種內容?(可複選)(大陸新聞)			
Value	Label	Cases	Percentage
1	大陸新聞	116	<div><div></div></div> 100.0%
Sysmiss		1886	
Warning: these figures indicate the number of cases found in the data file. They cannot be interpreted as summary statistics of the population of interest.			
# c2.8: C2. 你看報紙最常看下列哪幾種內容?(可複選)(頭版焦點)			
Information	[Type= discrete] [Format=numeric] [Range= 1-1] [Missing=*]		
Statistics [NW/ W]	[Valid=561 -] [Invalid=1441 -]		
Value	Label	Cases	Percentage
1	頭版焦點	561	<div><div></div></div> 100.0%
Sysmiss		1441	
Warning: these figures indicate the number of cases found in the data file. They cannot be interpreted as summary statistics of the population of interest.			
# c2.9: C2. 你看報紙最常看下列哪幾種內容?(可複選)(消費購物)			
Information	[Type= discrete] [Format=numeric] [Range= 1-1] [Missing=*]		
Statistics [NW/ W]	[Valid=190 -] [Invalid=1812 -]		
Value	Label	Cases	Percentage
1	消費購物	190	<div><div></div></div> 100.0%
Sysmiss		1812	
Warning: these figures indicate the number of cases found in the data file. They cannot be interpreted as summary statistics of the population of interest.			
# c2.10: C2. 你看報紙最常看下列哪幾種內容?(可複選)(觀光旅遊)			
Information	[Type= discrete] [Format=numeric] [Range= 1-1] [Missing=*]		
Statistics [NW/ W]	[Valid=319 -] [Invalid=1683 -]		
Value	Label	Cases	Percentage
1	觀光旅遊	319	<div><div></div></div> 100.0%
Sysmiss		1683	
Warning: these figures indicate the number of cases found in the data file. They cannot be interpreted as summary statistics of the population of interest.			
# c2.11: C2. 你看報紙最常看下列哪幾種內容?(可複選)(財經股市)			
Information	[Type= discrete] [Format=numeric] [Range= 1-1] [Missing=*]		
Statistics [NW/ W]	[Valid=194 -] [Invalid=1808 -]		
Value	Label	Cases	Percentage
1	財經股市	194	<div><div></div></div> 100.0%
Sysmiss		1808	
Warning: these figures indicate the number of cases found in the data file. They cannot be interpreted as summary statistics of the population of interest.			
# c2.12: C2. 你看報紙最常看下列哪幾種內容?(可複選)(美食)			
Information	[Type= discrete] [Format=numeric] [Range= 1-1] [Missing=*]		
Statistics [NW/ W]	[Valid=290 -] [Invalid=1712 -]		
Value	Label	Cases	Percentage
1	美食	290	<div><div></div></div> 100.0%
Sysmiss		1712	
Warning: these figures indicate the number of cases found in the data file. They cannot be interpreted as summary statistics of the population of interest.			
# c2.13: C2. 你看報紙最常看下列哪幾種內容?(可複選)(影視娛樂)			
Information	[Type= discrete] [Format=numeric] [Range= 1-1] [Missing=*]		
Statistics [NW/ W]	[Valid=393 -] [Invalid=1609 -]		

# c2.13: C2. 你看報紙最常看下列哪幾種內容?(可複選)(影視娛樂)			
Value	Label	Cases	Percentage
1	影視娛樂	393	<div><div></div></div> 100.0%
Sysmiss		1609	
Warning: these figures indicate the number of cases found in the data file. They cannot be interpreted as summary statistics of the population of interest.			
# c2.14: C2. 你看報紙最常看下列哪幾種內容?(可複選)(益智競賽(數獨、填字謎等))			
Information	[Type= discrete] [Format=numeric] [Range= 1-1] [Missing=*]		
Statistics [NW/ W]	[Valid=55 /-] [Invalid=1947 /-]		
Value	Label	Cases	Percentage
1	益智競賽 (數獨、填字謎等	55	<div><div></div></div> 100.0%
Sysmiss		1947	
Warning: these figures indicate the number of cases found in the data file. They cannot be interpreted as summary statistics of the population of interest.			
# c2.15: C2. 你看報紙最常看下列哪幾種內容?(可複選)(家庭生活)			
Information	[Type= discrete] [Format=numeric] [Range= 1-1] [Missing=*]		
Statistics [NW/ W]	[Valid=277 /-] [Invalid=1725 /-]		
Value	Label	Cases	Percentage
1	家庭生活	277	<div><div></div></div> 100.0%
Sysmiss		1725	
Warning: these figures indicate the number of cases found in the data file. They cannot be interpreted as summary statistics of the population of interest.			
# c2.16: C2. 你看報紙最常看下列哪幾種內容?(可複選)(體育新聞)			
Information	[Type= discrete] [Format=numeric] [Range= 1-1] [Missing=*]		
Statistics [NW/ W]	[Valid=240 /-] [Invalid=1762 /-]		
Value	Label	Cases	Percentage
1	體育新聞	240	<div><div></div></div> 100.0%
Sysmiss		1762	
Warning: these figures indicate the number of cases found in the data file. They cannot be interpreted as summary statistics of the population of interest.			
# c2.17: C2. 你看報紙最常看下列哪幾種內容?(可複選)(醫療衛生保健)			
Information	[Type= discrete] [Format=numeric] [Range= 1-1] [Missing=*]		
Statistics [NW/ W]	[Valid=364 /-] [Invalid=1638 /-]		
Value	Label	Cases	Percentage
1	醫療衛生保健	364	<div><div></div></div> 100.0%
Sysmiss		1638	
Warning: these figures indicate the number of cases found in the data file. They cannot be interpreted as summary statistics of the population of interest.			
# c2.18: C2. 你看報紙最常看下列哪幾種內容?(可複選)(藝術文化)			
Information	[Type= discrete] [Format=numeric] [Range= 1-1] [Missing=*]		
Statistics [NW/ W]	[Valid=167 /-] [Invalid=1835 /-]		
Value	Label	Cases	Percentage
1	藝術文化	167	<div><div></div></div> 100.0%
Sysmiss		1835	
Warning: these figures indicate the number of cases found in the data file. They cannot be interpreted as summary statistics of the population of interest.			
# c2.19: C2. 你看報紙最常看下列哪幾種內容?(可複選)(文學小說)			
Information	[Type= discrete] [Format=numeric] [Range= 1-1] [Missing=*]		
Statistics [NW/ W]	[Valid=96 /-] [Invalid=1906 /-]		

# c2.19: C2. 你看報紙最常看下列哪幾種內容?(可複選)(文學小說)			
Value	Label	Cases	Percentage
1	文學小說	96	<div><div></div></div> 100.0%
Sysmiss		1906	
Warning: these figures indicate the number of cases found in the data file. They cannot be interpreted as summary statistics of the population of interest.			
# c2.20: C2. 你看報紙最常看下列哪幾種內容?(可複選)(宗教)			
Information	[Type= discrete] [Format=numeric] [Range= 1-1] [Missing=*]		
Statistics [NW/ W]	[Valid=53 /-] [Invalid=1949 /-]		
Value	Label	Cases	Percentage
1	宗教	53	<div><div></div></div> 100.0%
Sysmiss		1949	
Warning: these figures indicate the number of cases found in the data file. They cannot be interpreted as summary statistics of the population of interest.			
# c2.21: C2. 你看報紙最常看下列哪幾種內容?(可複選)(命理、風水、占卜)			
Information	[Type= discrete] [Format=numeric] [Range= 1-1] [Missing=*]		
Statistics [NW/ W]	[Valid=89 /-] [Invalid=1913 /-]		
Value	Label	Cases	Percentage
1	命理、風水、占卜	89	<div><div></div></div> 100.0%
Sysmiss		1913	
Warning: these figures indicate the number of cases found in the data file. They cannot be interpreted as summary statistics of the population of interest.			
# c2.22: C2. 你看報紙最常看下列哪幾種內容?(可複選)(科技新知)			
Information	[Type= discrete] [Format=numeric] [Range= 1-1] [Missing=*]		
Statistics [NW/ W]	[Valid=184 /-] [Invalid=1818 /-]		
Value	Label	Cases	Percentage
1	科技新知	184	<div><div></div></div> 100.0%
Sysmiss		1818	
Warning: these figures indicate the number of cases found in the data file. They cannot be interpreted as summary statistics of the population of interest.			
# c2.23: C2. 你看報紙最常看下列哪幾種內容?(可複選)(教學(語言教學))			
Information	[Type= discrete] [Format=numeric] [Range= 1-1] [Missing=*]		
Statistics [NW/ W]	[Valid=70 /-] [Invalid=1932 /-]		
Value	Label	Cases	Percentage
1	教學 (語言教學	70	<div><div></div></div> 100.0%
Sysmiss		1932	
Warning: these figures indicate the number of cases found in the data file. They cannot be interpreted as summary statistics of the population of interest.			
# c2.24: C2. 你看報紙最常看下列哪幾種內容?(可複選)(政令宣傳)			
Information	[Type= discrete] [Format=numeric] [Range= 1-1] [Missing=*]		
Statistics [NW/ W]	[Valid=55 /-] [Invalid=1947 /-]		
Value	Label	Cases	Percentage
1	政令宣傳	55	<div><div></div></div> 100.0%
Sysmiss		1947	
Warning: these figures indicate the number of cases found in the data file. They cannot be interpreted as summary statistics of the population of interest.			
# c2.25: C2. 你看報紙最常看下列哪幾種內容?(可複選)(求職)			
Information	[Type= discrete] [Format=numeric] [Range= 1-1] [Missing=*]		
Statistics [NW/ W]	[Valid=26 /-] [Invalid=1976 /-]		

# c2.25: C2. 你看報紙最常看下列哪幾種內容?(可複選)(求職)			
Value	Label	Cases	Percentage
1	求職	26	<div><div></div></div> 100.0%
Sysmiss		1976	
Warning: these figures indicate the number of cases found in the data file. They cannot be interpreted as summary statistics of the population of interest.			
# c2.26: C2. 你看報紙最常看下列哪幾種內容?(可複選)(企管行銷)			
Information	[Type= discrete] [Format=numeric] [Range= 1-1] [Missing=*]		
Statistics [NW/ W]	[Valid=37 /-] [Invalid=1965 /-]		
Value	Label	Cases	Percentage
1	企管行銷	37	<div><div></div></div> 100.0%
Sysmiss		1965	
Warning: these figures indicate the number of cases found in the data file. They cannot be interpreted as summary statistics of the population of interest.			
# c2.88: C2. 你看報紙最常看下列哪幾種內容?(可複選)(其他)			
Information	[Type= discrete] [Format=numeric] [Range= 1-1] [Missing=*]		
Statistics [NW/ W]	[Valid=0 /-] [Invalid=2002 /-]		
Value	Label	Cases	Percentage
1	其他	0	
Sysmiss		2002	
Warning: these figures indicate the number of cases found in the data file. They cannot be interpreted as summary statistics of the population of interest.			
# c2.88.a: C2. 你看報紙最常看下列哪幾種內容?(可複選)(其他說明)			
Information	[Type= discrete] [Format=character] [Missing=*]		
Statistics [NW/ W]	[Valid=0 /-] [Invalid=0 /-]		
# c3: C3. 請問你平常會不會上網?			
Information	[Type= discrete] [Format=numeric] [Range= 1-2] [Missing=*]		
Statistics [NW/ W]	[Valid=2002 /-] [Invalid=0 /-]		
Value	Label	Cases	Percentage
1	會	1443	<div><div></div></div> 72.1%
2	不會(跳答至D1a)	559	<div><div></div></div> 27.9%
Warning: these figures indicate the number of cases found in the data file. They cannot be interpreted as summary statistics of the population of interest.			
# c4a: C4a. 請問你每週平均有幾天會看網路新聞?			
Information	[Type= continuous] [Format=numeric] [Range= 0-7] [Missing=*]		
Statistics [NW/ W]	[Valid=1443 /-] [Invalid=559 /-]		
Value	Label	Cases	Percentage
0	跳答至D1a	224	<div><div></div></div> 100.0%
Warning: these figures indicate the number of cases found in the data file. They cannot be interpreted as summary statistics of the population of interest.			
# c4b.1: C4b. 請問你如果有看網路新聞的那一天,你一整天大概會看多久?(時)			
Information	[Type= continuous] [Format=numeric] [Range= 0-10] [Missing=*]		
Statistics [NW/ W]	[Valid=1219 /-] [Invalid=783 /-] [Mean=0.596 /-] [StdDev=1.098 /-]		
# c4b.2: C4b. 請問你如果有看網路新聞的那一天,你一整天大概會看多久?(分)			
Information	[Type= continuous] [Format=numeric] [Range= 0-59] [Missing=*]		
Statistics [NW/ W]	[Valid=1219 /-] [Invalid=783 /-] [Mean=14.902 /-] [StdDev=13.466 /-]		

# c4c.1: C4c. 請問你最常看哪幾個網站的新聞?(可複選)(Yahoo!奇摩)			
Information	[Type= discrete] [Format=numeric] [Range= 1-1] [Missing=*]		
Statistics [NW/ W]	[Valid=958 -/] [Invalid=1044 -/]		
Value	Label	Cases	Percentage
1	Yahoo!奇摩	958	<div></div> 100.0%
Sysmiss		1044	
Warning: these figures indicate the number of cases found in the data file. They cannot be interpreted as summary statistics of the population of interest.			
# c4c.2: C4c. 請問你最常看哪幾個網站的新聞?(可複選)(壹蘋果)			
Information	[Type= discrete] [Format=numeric] [Range= 1-1] [Missing=*]		
Statistics [NW/ W]	[Valid=477 -/] [Invalid=1525 -/]		
Value	Label	Cases	Percentage
1	壹蘋果	477	<div></div> 100.0%
Sysmiss		1525	
Warning: these figures indicate the number of cases found in the data file. They cannot be interpreted as summary statistics of the population of interest.			
# c4c.3: C4c. 請問你最常看哪幾個網站的新聞?(可複選)(聯合新聞網)			
Information	[Type= discrete] [Format=numeric] [Range= 1-1] [Missing=*]		
Statistics [NW/ W]	[Valid=200 -/] [Invalid=1802 -/]		
Value	Label	Cases	Percentage
1	聯合新聞網	200	<div></div> 100.0%
Sysmiss		1802	
Warning: these figures indicate the number of cases found in the data file. They cannot be interpreted as summary statistics of the population of interest.			
# c4c.4: C4c. 請問你最常看哪幾個網站的新聞?(可複選)(Google(谷歌))			
Information	[Type= discrete] [Format=numeric] [Range= 1-1] [Missing=*]		
Statistics [NW/ W]	[Valid=320 -/] [Invalid=1682 -/]		
Value	Label	Cases	Percentage
1	Google(谷歌)	320	<div></div> 100.0%
Sysmiss		1682	
Warning: these figures indicate the number of cases found in the data file. They cannot be interpreted as summary statistics of the population of interest.			
# c4c.5: C4c. 請問你最常看哪幾個網站的新聞?(可複選)(Ettoday東森新聞雲)			
Information	[Type= discrete] [Format=numeric] [Range= 1-1] [Missing=*]		
Statistics [NW/ W]	[Valid=305 -/] [Invalid=1697 -/]		
Value	Label	Cases	Percentage
1	Ettoday東森新聞雲	305	<div></div> 100.0%
Sysmiss		1697	
Warning: these figures indicate the number of cases found in the data file. They cannot be interpreted as summary statistics of the population of interest.			
# c4c.6: C4c. 請問你最常看哪幾個網站的新聞?(可複選)(中時電子報)			
Information	[Type= discrete] [Format=numeric] [Range= 1-1] [Missing=*]		
Statistics [NW/ W]	[Valid=117 -/] [Invalid=1885 -/]		
Value	Label	Cases	Percentage
1	中時電子報	117	<div></div> 100.0%
Sysmiss		1885	
Warning: these figures indicate the number of cases found in the data file. They cannot be interpreted as summary statistics of the population of interest.			

# c4c.7: C4c. 請問你最常看哪幾個網站的新聞?(可複選)(自由時報)			
Information	[Type= discrete] [Format=numeric] [Range= 1-1] [Missing=*]		
Statistics [NW/ W]	[Valid=99 /-] [Invalid=1903 /-]		
Value	Label	Cases	Percentage
1	自由時報	99	100.0%
Sysmiss		1903	
Warning: these figures indicate the number of cases found in the data file. They cannot be interpreted as summary statistics of the population of interest.			
# c4c.8: C4c. 請問你最常看哪幾個網站的新聞?(可複選)(Nownews(今日新聞))			
Information	[Type= discrete] [Format=numeric] [Range= 1-1] [Missing=*]		
Statistics [NW/ W]	[Valid=77 /-] [Invalid=1925 /-]		
Value	Label	Cases	Percentage
1	Nownews (今日新聞)	77	100.0%
Sysmiss		1925	
Warning: these figures indicate the number of cases found in the data file. They cannot be interpreted as summary statistics of the population of interest.			
# c4c.9: C4c. 請問你最常看哪幾個網站的新聞?(可複選)(MSN(微軟MSN臺灣新聞))			
Information	[Type= discrete] [Format=numeric] [Range= 1-1] [Missing=*]		
Statistics [NW/ W]	[Valid=29 /-] [Invalid=1973 /-]		
Value	Label	Cases	Percentage
1	MSN (微軟MSN臺灣新聞)	29	100.0%
Sysmiss		1973	
Warning: these figures indicate the number of cases found in the data file. They cannot be interpreted as summary statistics of the population of interest.			
# c4c.10: C4c. 請問你最常看哪幾個網站的新聞?(可複選)(PC Home(網路家庭))			
Information	[Type= discrete] [Format=numeric] [Range= 1-1] [Missing=*]		
Statistics [NW/ W]	[Valid=21 /-] [Invalid=1981 /-]		
Value	Label	Cases	Percentage
1	PC Home (網路家庭)	21	100.0%
Sysmiss		1981	
Warning: these figures indicate the number of cases found in the data file. They cannot be interpreted as summary statistics of the population of interest.			
# c4c.11: C4c. 請問你最常看哪幾個網站的新聞?(可複選)(BBS(電子佈告欄))			
Information	[Type= discrete] [Format=numeric] [Range= 1-1] [Missing=*]		
Statistics [NW/ W]	[Valid=48 /-] [Invalid=1954 /-]		
Value	Label	Cases	Percentage
1	BBS (電子佈告欄)	48	100.0%
Sysmiss		1954	
Warning: these figures indicate the number of cases found in the data file. They cannot be interpreted as summary statistics of the population of interest.			
# c4c.12: C4c. 請問你最常看哪幾個網站的新聞?(可複選)(立報)			
Information	[Type= discrete] [Format=numeric] [Range= 1-1] [Missing=*]		
Statistics [NW/ W]	[Valid=2 /-] [Invalid=2000 /-]		
Value	Label	Cases	Percentage
1	立報	2	100.0%
Sysmiss		2000	
Warning: these figures indicate the number of cases found in the data file. They cannot be interpreted as summary statistics of the population of interest.			

# c4c.13: C4c. 請問你最常看哪幾個網站的新聞?(可複選)(四方報)			
Information	[Type= discrete] [Format=numeric] [Range= 1-1] [Missing=*]		
Statistics [NW/ W]	[Valid=1 -/] [Invalid=2001 -/]		
Value	Label	Cases	Percentage
1	四方報	1	100.0%
Sysmiss		2001	
Warning: these figures indicate the number of cases found in the data file. They cannot be interpreted as summary statistics of the population of interest.			
# c4c.14: C4c. 請問你最常看哪幾個網站的新聞?(可複選)(苦勞網)			
Information	[Type= discrete] [Format=numeric] [Range= 1-1] [Missing=*]		
Statistics [NW/ W]	[Valid=5 -/] [Invalid=1997 -/]		
Value	Label	Cases	Percentage
1	苦勞網	5	100.0%
Sysmiss		1997	
Warning: these figures indicate the number of cases found in the data file. They cannot be interpreted as summary statistics of the population of interest.			
# c4c.15: C4c. 請問你最常看哪幾個網站的新聞?(可複選)(上下游新聞市集)			
Information	[Type= discrete] [Format=numeric] [Range= 1-1] [Missing=*]		
Statistics [NW/ W]	[Valid=2 -/] [Invalid=2000 -/]		
Value	Label	Cases	Percentage
1	上下游新聞市集	2	100.0%
Sysmiss		2000	
Warning: these figures indicate the number of cases found in the data file. They cannot be interpreted as summary statistics of the population of interest.			
# c4c.16: C4c. 請問你最常看哪幾個網站的新聞?(可複選)(環境資訊電子報)			
Information	[Type= discrete] [Format=numeric] [Range= 1-1] [Missing=*]		
Statistics [NW/ W]	[Valid=2 -/] [Invalid=2000 -/]		
Value	Label	Cases	Percentage
1	環境資訊電子報	2	100.0%
Sysmiss		2000	
Warning: these figures indicate the number of cases found in the data file. They cannot be interpreted as summary statistics of the population of interest.			
# c4c.17: C4c. 請問你最常看哪幾個網站的新聞?(可複選)(公民行動影音記錄資料庫)			
Information	[Type= discrete] [Format=numeric] [Range= 1-1] [Missing=*]		
Statistics [NW/ W]	[Valid=7 -/] [Invalid=1995 -/]		
Value	Label	Cases	Percentage
1	公民行動影音紀錄料庫	7	100.0%
Sysmiss		1995	
Warning: these figures indicate the number of cases found in the data file. They cannot be interpreted as summary statistics of the population of interest.			
# c4c.18: C4c. 請問你最常看哪幾個網站的新聞?(可複選)(新頭殼)			
Information	[Type= discrete] [Format=numeric] [Range= 1-1] [Missing=*]		
Statistics [NW/ W]	[Valid=26 -/] [Invalid=1976 -/]		
Value	Label	Cases	Percentage
1	新頭殼	26	100.0%
Sysmiss		1976	
Warning: these figures indicate the number of cases found in the data file. They cannot be interpreted as summary statistics of the population of interest.			

# c4c.19: C4c. 請問你最常看哪幾個網站的新聞?(可複選)(風傳媒)			
Information		[Type= discrete] [Format=numeric] [Range= 1-1] [Missing=*]	
Statistics [NW/ W]		[Valid=34 /-] [Invalid=1968 /-]	
Value	Label	Cases	Percentage
1	風傳媒	34	100.0%
Sysmiss		1968	
<i>Warning: these figures indicate the number of cases found in the data file. They cannot be interpreted as summary statistics of the population of interest.</i>			
# c4c.20: C4c. 請問你最常看哪幾個網站的新聞?(可複選)(The News Lens(關鍵評論網))			
Information		[Type= discrete] [Format=numeric] [Range= 1-1] [Missing=*]	
Statistics [NW/ W]		[Valid=19 /-] [Invalid=1983 /-]	
Value	Label	Cases	Percentage
1	The News Lens (關鍵評論網)	19	100.0%
Sysmiss		1983	
<i>Warning: these figures indicate the number of cases found in the data file. They cannot be interpreted as summary statistics of the population of interest.</i>			
# c4c.21: C4c. 請問你最常看哪幾個網站的新聞?(可複選)(WeReport(調查報導公眾委製平台))			
Information		[Type= discrete] [Format=numeric] [Range= 1-1] [Missing=*]	
Statistics [NW/ W]		[Valid=2 /-] [Invalid=2000 /-]	
Value	Label	Cases	Percentage
1	Wereport (調查報導公眾委製平台)	2	100.0%
Sysmiss		2000	
<i>Warning: these figures indicate the number of cases found in the data file. They cannot be interpreted as summary statistics of the population of interest.</i>			
# c4c.22: C4c. 請問你最常看哪幾個網站的新聞?(可複選)(PNN公共議題中心)			
Information		[Type= discrete] [Format=numeric] [Range= 1-1] [Missing=*]	
Statistics [NW/ W]		[Valid=4 /-] [Invalid=1998 /-]	
Value	Label	Cases	Percentage
1	PNN公共議題中心	4	100.0%
Sysmiss		1998	
<i>Warning: these figures indicate the number of cases found in the data file. They cannot be interpreted as summary statistics of the population of interest.</i>			
# c4c.23: C4c. 請問你最常看哪幾個網站的新聞?(可複選)(公民新聞(PEOPO))			
Information		[Type= discrete] [Format=numeric] [Range= 1-1] [Missing=*]	
Statistics [NW/ W]		[Valid=11 /-] [Invalid=1991 /-]	
Value	Label	Cases	Percentage
1	公民新聞(PEOPO)	11	100.0%
Sysmiss		1991	
<i>Warning: these figures indicate the number of cases found in the data file. They cannot be interpreted as summary statistics of the population of interest.</i>			
# c4c.88: C4c. 請問你最常看哪幾個網站的新聞?(可複選)(其他)			
Information		[Type= discrete] [Format=numeric] [Range= 1-1] [Missing=*]	
Statistics [NW/ W]		[Valid=19 /-] [Invalid=1983 /-]	
Value	Label	Cases	Percentage
1	其他	19	100.0%
Sysmiss		1983	
<i>Warning: these figures indicate the number of cases found in the data file. They cannot be interpreted as summary statistics of the population of interest.</i>			

# c4c.88.a: C4c. 請問你最常看哪幾個網站的新聞?(可複選)(其他說明)			
Information		[Type= discrete] [Format=character] [Missing=*]	
Statistics [NW/ W]		[Valid=19 /-] [Invalid=0 /-]	
Value	Label	Cases	Percentage
BBC中文網		1	<div></div> 5.3%
CNN		3	<div></div> 15.8%
HiNet新聞		1	<div></div> 5.3%
TVBS		2	<div></div> 10.5%
Times		1	<div></div> 5.3%
bao moi		1	<div></div> 5.3%
news republic		2	<div></div> 10.5%
三立新聞網、民視新聞網		1	<div></div> 5.3%
中華日報新聞網		1	<div></div> 5.3%
大紀元新聞網		1	<div></div> 5.3%
工商e報		1	<div></div> 5.3%
忘記/無特定		2	<div></div> 10.5%
美國之音		1	<div></div> 5.3%
鉅亨網		1	<div></div> 5.3%
Warning: these figures indicate the number of cases found in the data file. They cannot be interpreted as summary statistics of the population of interest.			
# c4c.80: C4c. 請問你最常看哪幾個網站的新聞?(可複選)(其他說明)			
Information		[Type= discrete] [Format=character] [Missing=*]	
Statistics [NW/ W]		[Valid=0 /-] [Invalid=0 /-]	
# d1a: D1a. 請問你每個月平均有幾天會看雜誌?			
Information		[Type= continuous] [Format=numeric] [Range= 0-30] [Missing=*]	
Statistics [NW/ W]		[Valid=2002 /-] [Invalid=0 /-]	
Value	Label	Cases	Percentage
0	跳答至E1	1344	<div></div> 100.0%
Warning: these figures indicate the number of cases found in the data file. They cannot be interpreted as summary statistics of the population of interest.			
# d1b.1: D1b. 請問你如果有看雜誌的那一天,你大概一整天會看多久?(時)			
Information		[Type= continuous] [Format=numeric] [Range= 0-5] [Missing=*]	
Statistics [NW/ W]		[Valid=658 /-] [Invalid=1344 /-] [Mean=0.746 /-] [StdDev=0.892 /-]	
# d1b.2: D1b. 請問你如果有看雜誌的那一天,你大概一整天會看多久?(分)			
Information		[Type= continuous] [Format=numeric] [Range= 0-58] [Missing=*]	
Statistics [NW/ W]		[Valid=658 /-] [Invalid=1344 /-] [Mean=13.676 /-] [StdDev=14.525 /-]	
# d2.1: D2. 你看雜誌最常看下列哪幾種內容?(可複選)(社會新聞)			
Information		[Type= discrete] [Format=numeric] [Range= 1-1] [Missing=*]	
Statistics [NW/ W]		[Valid=247 /-] [Invalid=1755 /-]	
Value	Label	Cases	Percentage
1	社會新聞	247	<div></div> 100.0%
Sysmiss		1755	
Warning: these figures indicate the number of cases found in the data file. They cannot be interpreted as summary statistics of the population of interest.			

# d2.2: D2. 你看雜誌最常看下列哪幾種內容?(可複選)(國際新聞)			
Information		[Type= discrete] [Format=numeric] [Range= 1-1] [Missing=*]	
Statistics [NW/ W]		[Valid=179 -] [Invalid=1823 -]	
Value	Label	Cases	Percentage
1	國際新聞	179	100.0%
Sysmiss		1823	
<i>Warning: these figures indicate the number of cases found in the data file. They cannot be interpreted as summary statistics of the population of interest.</i>			
# d2.3: D2. 你看雜誌最常看下列哪幾種內容?(可複選)(時事評論)			
Information		[Type= discrete] [Format=numeric] [Range= 1-1] [Missing=*]	
Statistics [NW/ W]		[Valid=181 -] [Invalid=1821 -]	
Value	Label	Cases	Percentage
1	時事評論	181	100.0%
Sysmiss		1821	
<i>Warning: these figures indicate the number of cases found in the data file. They cannot be interpreted as summary statistics of the population of interest.</i>			
# d2.4: D2. 你看雜誌最常看下列哪幾種內容?(可複選)(政治新聞)			
Information		[Type= discrete] [Format=numeric] [Range= 1-1] [Missing=*]	
Statistics [NW/ W]		[Valid=121 -] [Invalid=1881 -]	
Value	Label	Cases	Percentage
1	政治新聞	121	100.0%
Sysmiss		1881	
<i>Warning: these figures indicate the number of cases found in the data file. They cannot be interpreted as summary statistics of the population of interest.</i>			
# d2.5: D2. 你看雜誌最常看下列哪幾種內容?(可複選)(消費購物)			
Information		[Type= discrete] [Format=numeric] [Range= 1-1] [Missing=*]	
Statistics [NW/ W]		[Valid=183 -] [Invalid=1819 -]	
Value	Label	Cases	Percentage
1	消費購物	183	100.0%
Sysmiss		1819	
<i>Warning: these figures indicate the number of cases found in the data file. They cannot be interpreted as summary statistics of the population of interest.</i>			
# d2.6: D2. 你看雜誌最常看下列哪幾種內容?(可複選)(觀光旅遊)			
Information		[Type= discrete] [Format=numeric] [Range= 1-1] [Missing=*]	
Statistics [NW/ W]		[Valid=294 -] [Invalid=1708 -]	
Value	Label	Cases	Percentage
1	觀光旅遊	294	100.0%
Sysmiss		1708	
<i>Warning: these figures indicate the number of cases found in the data file. They cannot be interpreted as summary statistics of the population of interest.</i>			
# d2.7: D2. 你看雜誌最常看下列哪幾種內容?(可複選)(財經股市)			
Information		[Type= discrete] [Format=numeric] [Range= 1-1] [Missing=*]	
Statistics [NW/ W]		[Valid=211 -] [Invalid=1791 -]	
Value	Label	Cases	Percentage
1	財經股市	211	100.0%
Sysmiss		1791	
<i>Warning: these figures indicate the number of cases found in the data file. They cannot be interpreted as summary statistics of the population of interest.</i>			

# d2.8: D2. 你看雜誌最常看下列哪幾種內容?(可複選)(美食)			
Information	[Type= discrete] [Format=numeric] [Range= 1-1] [Missing=*]		
Statistics [NW/ W]	[Valid=232 -] [Invalid=1770 -]		
Value	Label	Cases	Percentage
1	美食	232	<div><div></div></div> 100.0%
Sysmiss		1770	
Warning: these figures indicate the number of cases found in the data file. They cannot be interpreted as summary statistics of the population of interest.			
# d2.9: D2. 你看雜誌最常看下列哪幾種內容?(可複選)(時尚流行趨勢)			
Information	[Type= discrete] [Format=numeric] [Range= 1-1] [Missing=*]		
Statistics [NW/ W]	[Valid=187 -] [Invalid=1815 -]		
Value	Label	Cases	Percentage
1	時尚流行趨勢	187	<div><div></div></div> 100.0%
Sysmiss		1815	
Warning: these figures indicate the number of cases found in the data file. They cannot be interpreted as summary statistics of the population of interest.			
# d2.10: D2. 你看雜誌最常看下列哪幾種內容?(可複選)(汽車)			
Information	[Type= discrete] [Format=numeric] [Range= 1-1] [Missing=*]		
Statistics [NW/ W]	[Valid=69 -] [Invalid=1933 -]		
Value	Label	Cases	Percentage
1	汽車	69	<div><div></div></div> 100.0%
Sysmiss		1933	
Warning: these figures indicate the number of cases found in the data file. They cannot be interpreted as summary statistics of the population of interest.			
# d2.11: D2. 你看雜誌最常看下列哪幾種內容?(可複選)(影視娛樂)			
Information	[Type= discrete] [Format=numeric] [Range= 1-1] [Missing=*]		
Statistics [NW/ W]	[Valid=209 -] [Invalid=1793 -]		
Value	Label	Cases	Percentage
1	影視娛樂	209	<div><div></div></div> 100.0%
Sysmiss		1793	
Warning: these figures indicate the number of cases found in the data file. They cannot be interpreted as summary statistics of the population of interest.			
# d2.12: D2. 你看雜誌最常看下列哪幾種內容?(可複選)(音樂歌曲)			
Information	[Type= discrete] [Format=numeric] [Range= 1-1] [Missing=*]		
Statistics [NW/ W]	[Valid=98 -] [Invalid=1904 -]		
Value	Label	Cases	Percentage
1	音樂歌曲	98	<div><div></div></div> 100.0%
Sysmiss		1904	
Warning: these figures indicate the number of cases found in the data file. They cannot be interpreted as summary statistics of the population of interest.			
# d2.13: D2. 你看雜誌最常看下列哪幾種內容?(可複選)(電玩、漫畫)			
Information	[Type= discrete] [Format=numeric] [Range= 1-1] [Missing=*]		
Statistics [NW/ W]	[Valid=41 -] [Invalid=1961 -]		
Value	Label	Cases	Percentage
1	電玩、漫畫	41	<div><div></div></div> 100.0%
Sysmiss		1961	
Warning: these figures indicate the number of cases found in the data file. They cannot be interpreted as summary statistics of the population of interest.			

# d2.14: D2. 你看雜誌最常看下列哪幾種內容?(可複選)(家庭生活)			
Information		[Type= discrete] [Format=numeric] [Range= 1-1] [Missing=*]	
Statistics [NW/ W]		[Valid=175 /-] [Invalid=1827 /-]	
Value	Label	Cases	Percentage
1	家庭生活	175	100.0%
Sysmiss		1827	
<i>Warning: these figures indicate the number of cases found in the data file. They cannot be interpreted as summary statistics of the population of interest.</i>			
# d2.15: D2. 你看雜誌最常看下列哪幾種內容?(可複選)(體育)			
Information		[Type= discrete] [Format=numeric] [Range= 1-1] [Missing=*]	
Statistics [NW/ W]		[Valid=87 /-] [Invalid=1915 /-]	
Value	Label	Cases	Percentage
1	體育	87	100.0%
Sysmiss		1915	
<i>Warning: these figures indicate the number of cases found in the data file. They cannot be interpreted as summary statistics of the population of interest.</i>			
# d2.16: D2. 你看雜誌最常看下列哪幾種內容?(可複選)(醫療衛生保健)			
Information		[Type= discrete] [Format=numeric] [Range= 1-1] [Missing=*]	
Statistics [NW/ W]		[Valid=272 /-] [Invalid=1730 /-]	
Value	Label	Cases	Percentage
1	醫療衛生保健	272	100.0%
Sysmiss		1730	
<i>Warning: these figures indicate the number of cases found in the data file. They cannot be interpreted as summary statistics of the population of interest.</i>			
# d2.17: D2. 你看雜誌最常看下列哪幾種內容?(可複選)(寵物)			
Information		[Type= discrete] [Format=numeric] [Range= 1-1] [Missing=*]	
Statistics [NW/ W]		[Valid=39 /-] [Invalid=1963 /-]	
Value	Label	Cases	Percentage
1	寵物	39	100.0%
Sysmiss		1963	
<i>Warning: these figures indicate the number of cases found in the data file. They cannot be interpreted as summary statistics of the population of interest.</i>			
# d2.18: D2. 你看雜誌最常看下列哪幾種內容?(可複選)(藝術文化)			
Information		[Type= discrete] [Format=numeric] [Range= 1-1] [Missing=*]	
Statistics [NW/ W]		[Valid=133 /-] [Invalid=1869 /-]	
Value	Label	Cases	Percentage
1	藝術文化	133	100.0%
Sysmiss		1869	
<i>Warning: these figures indicate the number of cases found in the data file. They cannot be interpreted as summary statistics of the population of interest.</i>			
# d2.19: D2. 你看雜誌最常看下列哪幾種內容?(可複選)(文學小說)			
Information		[Type= discrete] [Format=numeric] [Range= 1-1] [Missing=*]	
Statistics [NW/ W]		[Valid=60 /-] [Invalid=1942 /-]	
Value	Label	Cases	Percentage
1	文學小說	60	100.0%
Sysmiss		1942	
<i>Warning: these figures indicate the number of cases found in the data file. They cannot be interpreted as summary statistics of the population of interest.</i>			

# d2.20: D2. 你看雜誌最常看下列哪幾種內容?(可複選)(宗教)			
Information		[Type= discrete] [Format=numeric] [Range= 1-1] [Missing=*]	
Statistics [NW/ W]		[Valid=51 /-] [Invalid=1951 /-]	
Value	Label	Cases	Percentage
1	宗教	51	100.0%
Sysmiss		1951	
<i>Warning: these figures indicate the number of cases found in the data file. They cannot be interpreted as summary statistics of the population of interest.</i>			
# d2.21: D2. 你看雜誌最常看下列哪幾種內容?(可複選)(命理、風水、占卜)			
Information		[Type= discrete] [Format=numeric] [Range= 1-1] [Missing=*]	
Statistics [NW/ W]		[Valid=69 /-] [Invalid=1933 /-]	
Value	Label	Cases	Percentage
1	命理、風水、占卜	69	100.0%
Sysmiss		1933	
<i>Warning: these figures indicate the number of cases found in the data file. They cannot be interpreted as summary statistics of the population of interest.</i>			

# d2.22: D2. 你看雜誌最常看下列哪幾種內容?(可複選)(古典音樂)			
Information	[Type= discrete] [Format=numeric] [Range= 1-1] [Missing=*]		
Statistics [NW/ W]	[Valid=37 /-] [Invalid=1965 /-]		
Value	Label	Cases	Percentage
1	古典音樂	37	100.0%
Sysmiss		1965	
Warning: these figures indicate the number of cases found in the data file. They cannot be interpreted as summary statistics of the population of interest.			
# d2.23: D2. 你看雜誌最常看下列哪幾種內容?(可複選)(資訊科技(攝影))			
Information	[Type= discrete] [Format=numeric] [Range= 1-1] [Missing=*]		
Statistics [NW/ W]	[Valid=107 /-] [Invalid=1895 /-]		
Value	Label	Cases	Percentage
1	資訊科技(攝影)	107	100.0%
Sysmiss		1895	
Warning: these figures indicate the number of cases found in the data file. They cannot be interpreted as summary statistics of the population of interest.			
# d2.24: D2. 你看雜誌最常看下列哪幾種內容?(可複選)(科學新知)			
Information	[Type= discrete] [Format=numeric] [Range= 1-1] [Missing=*]		
Statistics [NW/ W]	[Valid=136 /-] [Invalid=1866 /-]		
Value	Label	Cases	Percentage
1	科學新知	136	100.0%
Sysmiss		1866	
Warning: these figures indicate the number of cases found in the data file. They cannot be interpreted as summary statistics of the population of interest.			
# d2.25: D2. 你看雜誌最常看下列哪幾種內容?(可複選)(學術思想)			
Information	[Type= discrete] [Format=numeric] [Range= 1-1] [Missing=*]		
Statistics [NW/ W]	[Valid=48 /-] [Invalid=1954 /-]		
Value	Label	Cases	Percentage
1	學術思想	48	100.0%
Sysmiss		1954	
Warning: these figures indicate the number of cases found in the data file. They cannot be interpreted as summary statistics of the population of interest.			
# d2.26: D2. 你看雜誌最常看下列哪幾種內容?(可複選)(教學)			
Information	[Type= discrete] [Format=numeric] [Range= 1-1] [Missing=*]		
Statistics [NW/ W]	[Valid=56 /-] [Invalid=1946 /-]		
Value	Label	Cases	Percentage
1	教學	56	100.0%
Sysmiss		1946	
Warning: these figures indicate the number of cases found in the data file. They cannot be interpreted as summary statistics of the population of interest.			
# d2.27: D2. 你看雜誌最常看下列哪幾種內容?(可複選)(公共事務)			
Information	[Type= discrete] [Format=numeric] [Range= 1-1] [Missing=*]		
Statistics [NW/ W]	[Valid=56 /-] [Invalid=1946 /-]		
Value	Label	Cases	Percentage
1	公共事務	56	100.0%
Sysmiss		1946	
Warning: these figures indicate the number of cases found in the data file. They cannot be interpreted as summary statistics of the population of interest.			

# d2.28: D2. 你看雜誌最常看下列哪幾種內容?(可複選)(法令)			
Information		[Type= discrete] [Format=numeric] [Range= 1-1] [Missing=*]	
Statistics [NW/ W]		[Valid=33 /-] [Invalid=1969 /-]	
Value	Label	Cases	Percentage
1	法令	33	100.0%
Sysmiss		1969	
Warning: these figures indicate the number of cases found in the data file. They cannot be interpreted as summary statistics of the population of interest.			
# d2.29: D2. 你看雜誌最常看下列哪幾種內容?(可複選)(求職)			
Information		[Type= discrete] [Format=numeric] [Range= 1-1] [Missing=*]	
Statistics [NW/ W]		[Valid=19 /-] [Invalid=1983 /-]	
Value	Label	Cases	Percentage
1	求職	19	100.0%
Sysmiss		1983	
Warning: these figures indicate the number of cases found in the data file. They cannot be interpreted as summary statistics of the population of interest.			
# d2.30: D2. 你看雜誌最常看下列哪幾種內容?(可複選)(企管行銷)			
Information		[Type= discrete] [Format=numeric] [Range= 1-1] [Missing=*]	
Statistics [NW/ W]		[Valid=54 /-] [Invalid=1948 /-]	
Value	Label	Cases	Percentage
1	企管行銷	54	100.0%
Sysmiss		1948	
Warning: these figures indicate the number of cases found in the data file. They cannot be interpreted as summary statistics of the population of interest.			
# d2.88: D2. 你看雜誌最常看下列哪幾種內容?(可複選)(其他)			
Information		[Type= discrete] [Format=numeric] [Range= 1-1] [Missing=*]	
Statistics [NW/ W]		[Valid=0 /-] [Invalid=2002 /-]	
Value	Label	Cases	Percentage
1	其他	0	
Sysmiss		2002	
Warning: these figures indicate the number of cases found in the data file. They cannot be interpreted as summary statistics of the population of interest.			
# d2.88.a: D2. 你看雜誌最常看下列哪幾種內容?(可複選)(其他說明)			
Information		[Type= discrete] [Format=character] [Missing=*]	
Statistics [NW/ W]		[Valid=0 /-] [Invalid=0 /-]	
# e1: E1. 請問你每週平均有幾天會聽廣播?			
Information		[Type= continuous] [Format=numeric] [Range= 0-7] [Missing=*]	
Statistics [NW/ W]		[Valid=2002 /-] [Invalid=0 /-]	
Value	Label	Cases	Percentage
0	跳答至F1	1234	100.0%
Warning: these figures indicate the number of cases found in the data file. They cannot be interpreted as summary statistics of the population of interest.			
# e2.1: E2. 請問你如果有聽廣播的那一天,你大概一整天會聽多久?(時)			
Information		[Type= continuous] [Format=numeric] [Range= 0-12] [Missing=*]	
Statistics [NW/ W]		[Valid=768 /-] [Invalid=1234 /-] [Mean=2.232 /-] [StdDev=2.698 /-]	
# e2.2: E2. 請問你如果有聽廣播的那一天,你大概一整天會聽多久?(分)			
Information		[Type= continuous] [Format=numeric] [Range= 0-59] [Missing=*]	

# e2.2: E2. 請問你如果有聽廣播的那一天,你大概一整天會聽多久?(分)			
Statistics [NW/ W]		[Valid=768 /-] [Invalid=1234 /-] [Mean=9.96 /-] [StdDev=14.426 /-]	
# e3.1: E3. 你聽廣播最常聽或最常聽到以下哪幾種類型的節目?(可複選)(社會新聞)			
Information		[Type= discrete] [Format=numeric] [Range= 1-1] [Missing=*]	
Statistics [NW/ W]		[Valid=435 /-] [Invalid=1567 /-]	
Value	Label	Cases	Percentage
1	社會新聞	435	100.0%
Sysmiss		1567	
Warning: these figures indicate the number of cases found in the data file. They cannot be interpreted as summary statistics of the population of interest.			
# e3.2: E3. 你聽廣播最常聽或最常聽到以下哪幾種類型的節目?(可複選)(國際新聞)			
Information		[Type= discrete] [Format=numeric] [Range= 1-1] [Missing=*]	
Statistics [NW/ W]		[Valid=272 /-] [Invalid=1730 /-]	
Value	Label	Cases	Percentage
1	國際新聞	272	100.0%
Sysmiss		1730	
Warning: these figures indicate the number of cases found in the data file. They cannot be interpreted as summary statistics of the population of interest.			
# e3.3: E3. 你聽廣播最常聽或最常聽到以下哪幾種類型的節目?(可複選)(氣象)			
Information		[Type= discrete] [Format=numeric] [Range= 1-1] [Missing=*]	
Statistics [NW/ W]		[Valid=212 /-] [Invalid=1790 /-]	
Value	Label	Cases	Percentage
1	氣象	212	100.0%
Sysmiss		1790	
Warning: these figures indicate the number of cases found in the data file. They cannot be interpreted as summary statistics of the population of interest.			
# e3.4: E3. 你聽廣播最常聽或最常聽到以下哪幾種類型的節目?(可複選)(時事評論(含Call-In節目))			
Information		[Type= discrete] [Format=numeric] [Range= 1-1] [Missing=*]	
Statistics [NW/ W]		[Valid=159 /-] [Invalid=1843 /-]	
Value	Label	Cases	Percentage
1	時事評論 (含Call-In節目)	159	100.0%
Sysmiss		1843	
Warning: these figures indicate the number of cases found in the data file. They cannot be interpreted as summary statistics of the population of interest.			
# e3.5: E3. 你聽廣播最常聽或最常聽到以下哪幾種類型的節目?(可複選)(交通服務)			
Information		[Type= discrete] [Format=numeric] [Range= 1-1] [Missing=*]	
Statistics [NW/ W]		[Valid=232 /-] [Invalid=1770 /-]	
Value	Label	Cases	Percentage
1	交通服務	232	100.0%
Sysmiss		1770	
Warning: these figures indicate the number of cases found in the data file. They cannot be interpreted as summary statistics of the population of interest.			
# e3.6: E3. 你聽廣播最常聽或最常聽到以下哪幾種類型的節目?(可複選)(政治新聞)			
Information		[Type= discrete] [Format=numeric] [Range= 1-1] [Missing=*]	
Statistics [NW/ W]		[Valid=201 /-] [Invalid=1801 /-]	
Value	Label	Cases	Percentage
1	政治新聞	201	100.0%
Sysmiss		1801	

# e3.6: E3. 你聽廣播最常聽或最常聽到以下哪幾種類型的節目?(可複選)(政治新聞)			
Warning: these figures indicate the number of cases found in the data file. They cannot be interpreted as summary statistics of the population of interest.			
# e3.7: E3. 你聽廣播最常聽或最常聽到以下哪幾種類型的節目?(可複選)(消費購物)			
Information	[Type= discrete] [Format=numeric] [Range= 1-1] [Missing=*]		
Statistics [NW/ W]	[Valid=81 /-] [Invalid=1921 /-]		
Value	Label	Cases	Percentage
1	消費購物	81	100.0%
Sysmiss		1921	
Warning: these figures indicate the number of cases found in the data file. They cannot be interpreted as summary statistics of the population of interest.			
# e3.8: E3. 你聽廣播最常聽或最常聽到以下哪幾種類型的節目?(可複選)(觀光旅遊)			
Information	[Type= discrete] [Format=numeric] [Range= 1-1] [Missing=*]		
Statistics [NW/ W]	[Valid=107 /-] [Invalid=1895 /-]		
Value	Label	Cases	Percentage
1	觀光旅遊	107	100.0%
Sysmiss		1895	
Warning: these figures indicate the number of cases found in the data file. They cannot be interpreted as summary statistics of the population of interest.			
# e3.9: E3. 你聽廣播最常聽或最常聽到以下哪幾種類型的節目?(可複選)(財經股市)			
Information	[Type= discrete] [Format=numeric] [Range= 1-1] [Missing=*]		
Statistics [NW/ W]	[Valid=93 /-] [Invalid=1909 /-]		
Value	Label	Cases	Percentage
1	財經股市	93	100.0%
Sysmiss		1909	
Warning: these figures indicate the number of cases found in the data file. They cannot be interpreted as summary statistics of the population of interest.			
# e3.10: E3. 你聽廣播最常聽或最常聽到以下哪幾種類型的節目?(可複選)(美食)			
Information	[Type= discrete] [Format=numeric] [Range= 1-1] [Missing=*]		
Statistics [NW/ W]	[Valid=105 /-] [Invalid=1897 /-]		
Value	Label	Cases	Percentage
1	美食	105	100.0%
Sysmiss		1897	
Warning: these figures indicate the number of cases found in the data file. They cannot be interpreted as summary statistics of the population of interest.			
# e3.11: E3. 你聽廣播最常聽或最常聽到以下哪幾種類型的節目?(可複選)(音樂歌曲)			
Information	[Type= discrete] [Format=numeric] [Range= 1-1] [Missing=*]		
Statistics [NW/ W]	[Valid=614 /-] [Invalid=1388 /-]		
Value	Label	Cases	Percentage
1	音樂歌曲	614	100.0%
Sysmiss		1388	
Warning: these figures indicate the number of cases found in the data file. They cannot be interpreted as summary statistics of the population of interest.			
# e3.12: E3. 你聽廣播最常聽或最常聽到以下哪幾種類型的節目?(可複選)(戲劇(例如:廣播劇、單元劇等))			
Information	[Type= discrete] [Format=numeric] [Range= 1-1] [Missing=*]		
Statistics [NW/ W]	[Valid=55 /-] [Invalid=1947 /-]		
Value	Label	Cases	Percentage
1	戲劇(例如:廣播劇、單元劇等)	55	100.0%
Sysmiss		1947	

# e3.12: E3. 你聽廣播最常聽或最常聽到以下哪幾種類型的節目?(可複選)(戲劇(例如:廣播劇、單元劇等))			
Warning: these figures indicate the number of cases found in the data file. They cannot be interpreted as summary statistics of the population of interest.			
# e3.13: E3. 你聽廣播最常聽或最常聽到以下哪幾種類型的節目?(可複選)(家庭生活)			
Information	[Type= discrete] [Format=numeric] [Range= 1-1] [Missing=*]		
Statistics [NW/ W]	[Valid=96 /-] [Invalid=1906 /-]		
Value	Label	Cases	Percentage
1	家庭生活	96	100.0%
Sysmiss		1906	
Warning: these figures indicate the number of cases found in the data file. They cannot be interpreted as summary statistics of the population of interest.			
# e3.14: E3. 你聽廣播最常聽或最常聽到以下哪幾種類型的節目?(可複選)(兒童節目)			
Information	[Type= discrete] [Format=numeric] [Range= 1-1] [Missing=*]		
Statistics [NW/ W]	[Valid=16 /-] [Invalid=1986 /-]		
Value	Label	Cases	Percentage
1	兒童節目	16	100.0%
Sysmiss		1986	
Warning: these figures indicate the number of cases found in the data file. They cannot be interpreted as summary statistics of the population of interest.			
# e3.15: E3. 你聽廣播最常聽或最常聽到以下哪幾種類型的節目?(可複選)(體育賽事轉播)			
Information	[Type= discrete] [Format=numeric] [Range= 1-1] [Missing=*]		
Statistics [NW/ W]	[Valid=58 /-] [Invalid=1944 /-]		
Value	Label	Cases	Percentage
1	體育賽事轉播	58	100.0%
Sysmiss		1944	
Warning: these figures indicate the number of cases found in the data file. They cannot be interpreted as summary statistics of the population of interest.			
# e3.16: E3. 你聽廣播最常聽或最常聽到以下哪幾種類型的節目?(可複選)(醫療衛生保健)			
Information	[Type= discrete] [Format=numeric] [Range= 1-1] [Missing=*]		
Statistics [NW/ W]	[Valid=120 /-] [Invalid=1882 /-]		
Value	Label	Cases	Percentage
1	醫療衛生保健	120	100.0%
Sysmiss		1882	
Warning: these figures indicate the number of cases found in the data file. They cannot be interpreted as summary statistics of the population of interest.			
# e3.17: E3. 你聽廣播最常聽或最常聽到以下哪幾種類型的節目?(可複選)(藝術文化)			
Information	[Type= discrete] [Format=numeric] [Range= 1-1] [Missing=*]		
Statistics [NW/ W]	[Valid=58 /-] [Invalid=1944 /-]		
Value	Label	Cases	Percentage
1	藝術文化	58	100.0%
Sysmiss		1944	
Warning: these figures indicate the number of cases found in the data file. They cannot be interpreted as summary statistics of the population of interest.			
# e3.18: E3. 你聽廣播最常聽或最常聽到以下哪幾種類型的節目?(可複選)(宗教)			
Information	[Type= discrete] [Format=numeric] [Range= 1-1] [Missing=*]		
Statistics [NW/ W]	[Valid=24 /-] [Invalid=1978 /-]		
Value	Label	Cases	Percentage
1	宗教	24	100.0%
Sysmiss		1978	

# e3.18: E3. 你聽廣播最常聽或最常聽到以下哪幾種類型的節目?(可複選)(宗教)			
Warning: these figures indicate the number of cases found in the data file. They cannot be interpreted as summary statistics of the population of interest.			
# e3.19: E3. 你聽廣播最常聽或最常聽到以下哪幾種類型的節目?(可複選)(命理、風水、占卜)			
Information	[Type= discrete] [Format=numeric] [Range= 1-1] [Missing=*]		
Statistics [NW/ W]	[Valid=51 /-] [Invalid=1951 /-]		
Value	Label	Cases	Percentage
1	命理、風水、占卜	51	100.0%
Sysmiss		1951	
Warning: these figures indicate the number of cases found in the data file. They cannot be interpreted as summary statistics of the population of interest.			
# e3.20: E3. 你聽廣播最常聽或最常聽到以下哪幾種類型的節目?(可複選)(古典音樂)			
Information	[Type= discrete] [Format=numeric] [Range= 1-1] [Missing=*]		
Statistics [NW/ W]	[Valid=76 /-] [Invalid=1926 /-]		
Value	Label	Cases	Percentage
1	古典音樂	76	100.0%
Sysmiss		1926	
Warning: these figures indicate the number of cases found in the data file. They cannot be interpreted as summary statistics of the population of interest.			
# e3.21: E3. 你聽廣播最常聽或最常聽到以下哪幾種類型的節目?(可複選)(傳統藝術(例如:國劇/國樂/民俗藝術/表演藝術等))			
Information	[Type= discrete] [Format=numeric] [Range= 1-1] [Missing=*]		
Statistics [NW/ W]	[Valid=23 /-] [Invalid=1979 /-]		
Value	Label	Cases	Percentage
1	傳統藝術 (例如：國劇/國樂/民俗藝術/表演藝術等	23	100.0%
Sysmiss		1979	
Warning: these figures indicate the number of cases found in the data file. They cannot be interpreted as summary statistics of the population of interest.			
# e3.22: E3. 你聽廣播最常聽或最常聽到以下哪幾種類型的節目?(可複選)(資訊科技)			
Information	[Type= discrete] [Format=numeric] [Range= 1-1] [Missing=*]		
Statistics [NW/ W]	[Valid=53 /-] [Invalid=1949 /-]		
Value	Label	Cases	Percentage
1	資訊科技	53	100.0%
Sysmiss		1949	
Warning: these figures indicate the number of cases found in the data file. They cannot be interpreted as summary statistics of the population of interest.			
# e3.23: E3. 你聽廣播最常聽或最常聽到以下哪幾種類型的節目?(可複選)(科學新知)			
Information	[Type= discrete] [Format=numeric] [Range= 1-1] [Missing=*]		
Statistics [NW/ W]	[Valid=42 /-] [Invalid=1960 /-]		
Value	Label	Cases	Percentage
1	科學新知	42	100.0%
Sysmiss		1960	
Warning: these figures indicate the number of cases found in the data file. They cannot be interpreted as summary statistics of the population of interest.			
# e3.24: E3. 你聽廣播最常聽或最常聽到以下哪幾種類型的節目?(可複選)(教學節目)			
Information	[Type= discrete] [Format=numeric] [Range= 1-1] [Missing=*]		
Statistics [NW/ W]	[Valid=41 /-] [Invalid=1961 /-]		
Value	Label	Cases	Percentage
1	教學節目	41	100.0%

# e3.24: E3. 你聽廣播最常聽或最常聽到以下哪幾種類型的節目?(可複選)(教學節目)			
Value	Label	Cases	Percentage
Sysmiss		1961	
Warning: these figures indicate the number of cases found in the data file. They cannot be interpreted as summary statistics of the population of interest.			
# e3.25: E3. 你聽廣播最常聽或最常聽到以下哪幾種類型的節目?(可複選)(社教節目/政令宣導/公共事務)			
Information	[Type= discrete] [Format=numeric] [Range= 1-1] [Missing=*]		
Statistics [NW/ W]	[Valid=41 -/] [Invalid=1961 -/]		
Value	Label	Cases	Percentage
1	社教節目/政令宣傳/公共事務	41	100.0%
Sysmiss		1961	
Warning: these figures indicate the number of cases found in the data file. They cannot be interpreted as summary statistics of the population of interest.			
# e3.26: E3. 你聽廣播最常聽或最常聽到以下哪幾種類型的節目?(可複選)(求職)			
Information	[Type= discrete] [Format=numeric] [Range= 1-1] [Missing=*]		
Statistics [NW/ W]	[Valid=8 -/] [Invalid=1994 -/]		
Value	Label	Cases	Percentage
1	求職	8	100.0%
Sysmiss		1994	
Warning: these figures indicate the number of cases found in the data file. They cannot be interpreted as summary statistics of the population of interest.			
# e3.27: E3. 你聽廣播最常聽或最常聽到以下哪幾種類型的節目?(可複選)(企管行銷)			
Information	[Type= discrete] [Format=numeric] [Range= 1-1] [Missing=*]		
Statistics [NW/ W]	[Valid=17 -/] [Invalid=1985 -/]		
Value	Label	Cases	Percentage
1	企管行銷	17	100.0%
Sysmiss		1985	
Warning: these figures indicate the number of cases found in the data file. They cannot be interpreted as summary statistics of the population of interest.			
# e3.88: E3. 你聽廣播最常聽或最常聽到以下哪幾種類型的節目?(可複選)(其他)			
Information	[Type= discrete] [Format=numeric] [Range= 88-88] [Missing=*]		
Statistics [NW/ W]	[Valid=0 -/] [Invalid=2002 -/]		
Value	Label	Cases	Percentage
88	其他	0	
Sysmiss		2002	
Warning: these figures indicate the number of cases found in the data file. They cannot be interpreted as summary statistics of the population of interest.			
# e3.88.a: E3. 你聽廣播最常聽或最常聽到以下哪幾種類型的節目?(可複選)(其他說明)			
Information	[Type= discrete] [Format=character] [Missing=*]		
Statistics [NW/ W]	[Valid=0 -/] [Invalid=0 -/]		
# f1: F1. 請問你每星期的平常日(週一到週五)平均有幾天會看電視?			
Information	[Type= continuous] [Format=numeric] [Range= 0-5] [Missing=*]		
Statistics [NW/ W]	[Valid=2002 -/] [Invalid=0 -/]		
Value	Label	Cases	Percentage
0	跳答至F3	146	100.0%
Warning: these figures indicate the number of cases found in the data file. They cannot be interpreted as summary statistics of the population of interest.			
# f2.1: F2. 在你有看電視的平常日(週一到週五),你大概一整天會看多久?(時)			
Information	[Type= continuous] [Format=numeric] [Range= 0-16] [Missing=*]		

# f2.1: F2. 在你有看電視的平常日(週一到週五), 你大概一整天會看多久?(時)			
Statistics [NW/ W]		[Valid=1856 /-] [Invalid=146 /-] [Mean=2.63 /-] [StdDev=2.144 /-]	
# f2.2: F2. 在你有看電視的平常日(週一到週五), 你大概一整天會看多久?(分)			
Information		[Type= continuous] [Format=numeric] [Range= 0-50] [Missing=*]	
Statistics [NW/ W]		[Valid=1856 /-] [Invalid=146 /-] [Mean=5.989 /-] [StdDev=12.086 /-]	
# f3: F3. 請問你每星期的週末(週六、週日)平均有幾天會看電視?			
Information		[Type= continuous] [Format=numeric] [Range= 0-2] [Missing=*]	
Statistics [NW/ W]		[Valid=2002 /-] [Invalid=0 /-]	
Value	Label	Cases	Percentage
0	跳答至F5	244	100.0%
Warning: these figures indicate the number of cases found in the data file. They cannot be interpreted as summary statistics of the population of interest.			
# f4.1: F4. 在你有看電視的週六或週日, 你大概一整天會看多久?(時)			
Information		[Type= continuous] [Format=numeric] [Range= 0-16] [Missing=*]	
Statistics [NW/ W]		[Valid=1758 /-] [Invalid=244 /-] [Mean=3.253 /-] [StdDev=2.42 /-]	
# f4.2: F4. 在你有看電視的週六或週日, 你大概一整天會看多久?(分)			
Information		[Type= continuous] [Format=numeric] [Range= 0-51] [Missing=*]	
Statistics [NW/ W]		[Valid=1758 /-] [Invalid=244 /-] [Mean=4.042 /-] [StdDev=10.367 /-]	
# f5.1: F5. 你最常看下列哪幾種類型的電視節目?(可複選)(社會新聞)			
Information		[Type= discrete] [Format=numeric] [Range= 1-1] [Missing=*]	
Statistics [NW/ W]		[Valid=1555 /-] [Invalid=447 /-]	
Value	Label	Cases	Percentage
1	社會新聞	1555	100.0%
Sysmiss		447	
Warning: these figures indicate the number of cases found in the data file. They cannot be interpreted as summary statistics of the population of interest.			

# f5.2: F5. 你最常看下列哪幾種類型的電視節目?(可複選)(國際新聞)			
Information	[Type= discrete] [Format=numeric] [Range= 1-1] [Missing=*]		
Statistics [NW/ W]	[Valid=1042 -/] [Invalid=960 -/]		
Value	Label	Cases	Percentage
1	國際新聞	1042	100.0%
Sysmiss		960	
Warning: these figures indicate the number of cases found in the data file. They cannot be interpreted as summary statistics of the population of interest.			
# f5.3: F5. 你最常看下列哪幾種類型的電視節目?(可複選)(氣象)			
Information	[Type= discrete] [Format=numeric] [Range= 1-1] [Missing=*]		
Statistics [NW/ W]	[Valid=958 -/] [Invalid=1044 -/]		
Value	Label	Cases	Percentage
1	氣象	958	100.0%
Sysmiss		1044	
Warning: these figures indicate the number of cases found in the data file. They cannot be interpreted as summary statistics of the population of interest.			
# f5.4: F5. 你最常看下列哪幾種類型的電視節目?(可複選)(時事評論(包括政論性談話節目))			
Information	[Type= discrete] [Format=numeric] [Range= 1-1] [Missing=*]		
Statistics [NW/ W]	[Valid=625 -/] [Invalid=1377 -/]		
Value	Label	Cases	Percentage
1	時事評論(包括政論性談話節目)	625	100.0%
Sysmiss		1377	
Warning: these figures indicate the number of cases found in the data file. They cannot be interpreted as summary statistics of the population of interest.			
# f5.5: F5. 你最常看下列哪幾種類型的電視節目?(可複選)(交通服務)			
Information	[Type= discrete] [Format=numeric] [Range= 1-1] [Missing=*]		
Statistics [NW/ W]	[Valid=201 -/] [Invalid=1801 -/]		
Value	Label	Cases	Percentage
1	交通服務	201	100.0%
Sysmiss		1801	
Warning: these figures indicate the number of cases found in the data file. They cannot be interpreted as summary statistics of the population of interest.			
# f5.6: F5. 你最常看下列哪幾種類型的電視節目?(可複選)(政治新聞)			
Information	[Type= discrete] [Format=numeric] [Range= 1-1] [Missing=*]		
Statistics [NW/ W]	[Valid=825 -/] [Invalid=1177 -/]		
Value	Label	Cases	Percentage
1	政治新聞	825	100.0%
Sysmiss		1177	
Warning: these figures indicate the number of cases found in the data file. They cannot be interpreted as summary statistics of the population of interest.			
# f5.7: F5. 你最常看下列哪幾種類型的電視節目?(可複選)(消費購物)			
Information	[Type= discrete] [Format=numeric] [Range= 1-1] [Missing=*]		
Statistics [NW/ W]	[Valid=280 -/] [Invalid=1722 -/]		
Value	Label	Cases	Percentage
1	消費購物	280	100.0%
Sysmiss		1722	
Warning: these figures indicate the number of cases found in the data file. They cannot be interpreted as summary statistics of the population of interest.			

# f5.8: F5. 你最常看下列哪幾種類型的電視節目?(可複選)(觀光旅遊)			
Information		[Type= discrete] [Format=numeric] [Range= 1-1] [Missing=*]	
Statistics [NW/ W]		[Valid=652 -] [Invalid=1350 -]	
Value	Label	Cases	Percentage
1	觀光旅遊	652	100.0%
Sysmiss		1350	
Warning: these figures indicate the number of cases found in the data file. They cannot be interpreted as summary statistics of the population of interest.			
# f5.9: F5. 你最常看下列哪幾種類型的電視節目?(可複選)(財經股市)			
Information		[Type= discrete] [Format=numeric] [Range= 1-1] [Missing=*]	
Statistics [NW/ W]		[Valid=307 -] [Invalid=1695 -]	
Value	Label	Cases	Percentage
1	財經股市	307	100.0%
Sysmiss		1695	
Warning: these figures indicate the number of cases found in the data file. They cannot be interpreted as summary statistics of the population of interest.			
# f5.10: F5. 你最常看下列哪幾種類型的電視節目?(可複選)(美食)			
Information		[Type= discrete] [Format=numeric] [Range= 1-1] [Missing=*]	
Statistics [NW/ W]		[Valid=650 -] [Invalid=1352 -]	
Value	Label	Cases	Percentage
1	美食	650	100.0%
Sysmiss		1352	
Warning: these figures indicate the number of cases found in the data file. They cannot be interpreted as summary statistics of the population of interest.			
# f5.11: F5. 你最常看下列哪幾種類型的電視節目?(可複選)(影視娛樂)			
Information		[Type= discrete] [Format=numeric] [Range= 1-1] [Missing=*]	
Statistics [NW/ W]		[Valid=518 -] [Invalid=1484 -]	
Value	Label	Cases	Percentage
1	影視娛樂	518	100.0%
Sysmiss		1484	
Warning: these figures indicate the number of cases found in the data file. They cannot be interpreted as summary statistics of the population of interest.			
# f5.12: F5. 你最常看下列哪幾種類型的電視節目?(可複選)(綜藝(包括主持人來賓訪談))			
Information		[Type= discrete] [Format=numeric] [Range= 1-1] [Missing=*]	
Statistics [NW/ W]		[Valid=875 -] [Invalid=1127 -]	
Value	Label	Cases	Percentage
1	綜藝(包括主持人來賓訪談)	875	100.0%
Sysmiss		1127	
Warning: these figures indicate the number of cases found in the data file. They cannot be interpreted as summary statistics of the population of interest.			
# f5.13: F5. 你最常看下列哪幾種類型的電視節目?(可複選)(音樂歌唱)			
Information		[Type= discrete] [Format=numeric] [Range= 1-1] [Missing=*]	
Statistics [NW/ W]		[Valid=454 -] [Invalid=1548 -]	
Value	Label	Cases	Percentage
1	音樂歌唱	454	100.0%
Sysmiss		1548	
Warning: these figures indicate the number of cases found in the data file. They cannot be interpreted as summary statistics of the population of interest.			

# f5.14: F5. 你最常看下列哪幾種類型的電視節目?(可複選)(戲劇(例如:單元劇、連續劇等))			
Information	[Type= discrete] [Format=numeric] [Range= 1-1] [Missing=*]		
Statistics [NW/ W]	[Valid=908 -] [Invalid=1094 -]		
Value	Label	Cases	Percentage
1	戲劇(例如:單元劇、連續劇等)	908	100.0%
Sysmiss		1094	
Warning: these figures indicate the number of cases found in the data file. They cannot be interpreted as summary statistics of the population of interest.			
# f5.15: F5. 你最常看下列哪幾種類型的電視節目?(可複選)(益智競賽)			
Information	[Type= discrete] [Format=numeric] [Range= 1-1] [Missing=*]		
Statistics [NW/ W]	[Valid=169 -] [Invalid=1833 -]		
Value	Label	Cases	Percentage
1	益智競賽	169	100.0%
Sysmiss		1833	
Warning: these figures indicate the number of cases found in the data file. They cannot be interpreted as summary statistics of the population of interest.			
# f5.16: F5. 你最常看下列哪幾種類型的電視節目?(可複選)(電影)			
Information	[Type= discrete] [Format=numeric] [Range= 1-1] [Missing=*]		
Statistics [NW/ W]	[Valid=750 -] [Invalid=1252 -]		
Value	Label	Cases	Percentage
1	電影	750	100.0%
Sysmiss		1252	
Warning: these figures indicate the number of cases found in the data file. They cannot be interpreted as summary statistics of the population of interest.			
# f5.17: F5. 你最常看下列哪幾種類型的電視節目?(可複選)(影集)			
Information	[Type= discrete] [Format=numeric] [Range= 1-1] [Missing=*]		
Statistics [NW/ W]	[Valid=324 -] [Invalid=1678 -]		
Value	Label	Cases	Percentage
1	影集	324	100.0%
Sysmiss		1678	
Warning: these figures indicate the number of cases found in the data file. They cannot be interpreted as summary statistics of the population of interest.			
# f5.18: F5. 你最常看下列哪幾種類型的電視節目?(可複選)(家庭生活)			
Information	[Type= discrete] [Format=numeric] [Range= 1-1] [Missing=*]		
Statistics [NW/ W]	[Valid=234 -] [Invalid=1768 -]		
Value	Label	Cases	Percentage
1	家庭生活	234	100.0%
Sysmiss		1768	
Warning: these figures indicate the number of cases found in the data file. They cannot be interpreted as summary statistics of the population of interest.			
# f5.19: F5. 你最常看下列哪幾種類型的電視節目?(可複選)(卡通、兒童節目)			
Information	[Type= discrete] [Format=numeric] [Range= 1-1] [Missing=*]		
Statistics [NW/ W]	[Valid=249 -] [Invalid=1753 -]		
Value	Label	Cases	Percentage
1	卡通、兒童節目	249	100.0%
Sysmiss		1753	
Warning: these figures indicate the number of cases found in the data file. They cannot be interpreted as summary statistics of the population of interest.			

# f5.20: F5. 你最常看下列哪幾種類型的電視節目?(可複選)(體育節目)			
Information		[Type= discrete] [Format=numeric] [Range= 1-1] [Missing=*]	
Statistics [NW/ W]		[Valid=323 /-] [Invalid=1679 /-]	
Value	Label	Cases	Percentage
1	體育節目	323	<div><div></div></div> 100.0%
Sysmiss		1679	
Warning: these figures indicate the number of cases found in the data file. They cannot be interpreted as summary statistics of the population of interest.			
# f5.21: F5. 你最常看下列哪幾種類型的電視節目?(可複選)(醫療衛生保健)			
Information		[Type= discrete] [Format=numeric] [Range= 1-1] [Missing=*]	
Statistics [NW/ W]		[Valid=407 /-] [Invalid=1595 /-]	
Value	Label	Cases	Percentage
1	醫療衛生保健	407	<div><div></div></div> 100.0%
Sysmiss		1595	
Warning: these figures indicate the number of cases found in the data file. They cannot be interpreted as summary statistics of the population of interest.			
# f5.22: F5. 你最常看下列哪幾種類型的電視節目?(可複選)(藝術文化)			
Information		[Type= discrete] [Format=numeric] [Range= 1-1] [Missing=*]	
Statistics [NW/ W]		[Valid=137 /-] [Invalid=1865 /-]	
Value	Label	Cases	Percentage
1	藝術文化	137	<div><div></div></div> 100.0%
Sysmiss		1865	
Warning: these figures indicate the number of cases found in the data file. They cannot be interpreted as summary statistics of the population of interest.			
# f5.23: F5. 你最常看下列哪幾種類型的電視節目?(可複選)(文學小說)			
Information		[Type= discrete] [Format=numeric] [Range= 1-1] [Missing=*]	
Statistics [NW/ W]		[Valid=30 /-] [Invalid=1972 /-]	
Value	Label	Cases	Percentage
1	文學小說	30	<div><div></div></div> 100.0%
Sysmiss		1972	
Warning: these figures indicate the number of cases found in the data file. They cannot be interpreted as summary statistics of the population of interest.			
# f5.24: F5. 你最常看下列哪幾種類型的電視節目?(可複選)(宗教)			
Information		[Type= discrete] [Format=numeric] [Range= 1-1] [Missing=*]	
Statistics [NW/ W]		[Valid=83 /-] [Invalid=1919 /-]	
Value	Label	Cases	Percentage
1	宗教	83	<div><div></div></div> 100.0%
Sysmiss		1919	
Warning: these figures indicate the number of cases found in the data file. They cannot be interpreted as summary statistics of the population of interest.			
# f5.25: F5. 你最常看下列哪幾種類型的電視節目?(可複選)(命理、風水、占卜)			
Information		[Type= discrete] [Format=numeric] [Range= 1-1] [Missing=*]	
Statistics [NW/ W]		[Valid=122 /-] [Invalid=1880 /-]	
Value	Label	Cases	Percentage
1	命理、風水、占卜	122	<div><div></div></div> 100.0%
Sysmiss		1880	
Warning: these figures indicate the number of cases found in the data file. They cannot be interpreted as summary statistics of the population of interest.			

# f5.26: F5. 你最常看下列哪幾種類型的電視節目?(可複選)(古典音樂)			
Information	[Type= discrete] [Format=numeric] [Range= 1-1] [Missing=*]		
Statistics [NW/ W]	[Valid=60 /-] [Invalid=1942 /-]		
Value	Label	Cases	Percentage
1	古典音樂	60	100.0%
Sysmiss		1942	
Warning: these figures indicate the number of cases found in the data file. They cannot be interpreted as summary statistics of the population of interest.			
# f5.27: F5. 你最常看下列哪幾種類型的電視節目?(可複選)(傳統藝術(例如:國劇/國樂/民俗藝術/表演藝術等))			
Information	[Type= discrete] [Format=numeric] [Range= 1-1] [Missing=*]		
Statistics [NW/ W]	[Valid=72 /-] [Invalid=1930 /-]		
Value	Label	Cases	Percentage
1	傳統藝術(例如:國劇/國樂/民俗藝術/表演藝術等)	72	100.0%
Sysmiss		1930	
Warning: these figures indicate the number of cases found in the data file. They cannot be interpreted as summary statistics of the population of interest.			
# f5.28: F5. 你最常看下列哪幾種類型的電視節目?(可複選)(資訊科技)			
Information	[Type= discrete] [Format=numeric] [Range= 1-1] [Missing=*]		
Statistics [NW/ W]	[Valid=181 /-] [Invalid=1821 /-]		
Value	Label	Cases	Percentage
1	資訊科技	181	100.0%
Sysmiss		1821	
Warning: these figures indicate the number of cases found in the data file. They cannot be interpreted as summary statistics of the population of interest.			
# f5.29: F5. 你最常看下列哪幾種類型的電視節目?(可複選)(知識(例如:國家地理、探索頻道等))			
Information	[Type= discrete] [Format=numeric] [Range= 1-1] [Missing=*]		
Statistics [NW/ W]	[Valid=525 /-] [Invalid=1477 /-]		
Value	Label	Cases	Percentage
1	知識 (例如:國家地理、探索頻道等)	525	100.0%
Sysmiss		1477	
Warning: these figures indicate the number of cases found in the data file. They cannot be interpreted as summary statistics of the population of interest.			
# f5.30: F5. 你最常看下列哪幾種類型的電視節目?(可複選)(學術思想)			
Information	[Type= discrete] [Format=numeric] [Range= 1-1] [Missing=*]		
Statistics [NW/ W]	[Valid=41 /-] [Invalid=1961 /-]		
Value	Label	Cases	Percentage
1	學術思想	41	100.0%
Sysmiss		1961	
Warning: these figures indicate the number of cases found in the data file. They cannot be interpreted as summary statistics of the population of interest.			
# f5.31: F5. 你最常看下列哪幾種類型的電視節目?(可複選)(教學節目)			
Information	[Type= discrete] [Format=numeric] [Range= 1-1] [Missing=*]		
Statistics [NW/ W]	[Valid=78 /-] [Invalid=1924 /-]		
Value	Label	Cases	Percentage
1	教學節目	78	100.0%
Sysmiss		1924	
Warning: these figures indicate the number of cases found in the data file. They cannot be interpreted as summary statistics of the population of interest.			

# f5.32: F5. 你最常看下列哪幾種類型的電視節目?(可複選)(社教節目/政令宣導/公共事務)			
Information		[Type= discrete] [Format=numeric] [Range= 1-1] [Missing=*]	
Statistics [NW/ W]		[Valid=50 /-] [Invalid=1952 /-]	
Value	Label	Cases	Percentage
1	社教節目/政令宣傳/公共事務	50	100.0%
Sysmiss		1952	
Warning: these figures indicate the number of cases found in the data file. They cannot be interpreted as summary statistics of the population of interest.			
# f5.33: F5. 你最常看下列哪幾種類型的電視節目?(可複選)(法令服務)			
Information		[Type= discrete] [Format=numeric] [Range= 1-1] [Missing=*]	
Statistics [NW/ W]		[Valid=30 /-] [Invalid=1972 /-]	
Value	Label	Cases	Percentage
1	法令服務	30	100.0%
Sysmiss		1972	
Warning: these figures indicate the number of cases found in the data file. They cannot be interpreted as summary statistics of the population of interest.			
# f5.34: F5. 你最常看下列哪幾種類型的電視節目?(可複選)(求職)			
Information		[Type= discrete] [Format=numeric] [Range= 1-1] [Missing=*]	
Statistics [NW/ W]		[Valid=10 /-] [Invalid=1992 /-]	
Value	Label	Cases	Percentage
1	求職	10	100.0%
Sysmiss		1992	
Warning: these figures indicate the number of cases found in the data file. They cannot be interpreted as summary statistics of the population of interest.			
# f5.35: F5. 你最常看下列哪幾種類型的電視節目?(可複選)(企管行銷)			
Information		[Type= discrete] [Format=numeric] [Range= 1-1] [Missing=*]	
Statistics [NW/ W]		[Valid=33 /-] [Invalid=1969 /-]	
Value	Label	Cases	Percentage
1	企管行銷	33	100.0%
Sysmiss		1969	
Warning: these figures indicate the number of cases found in the data file. They cannot be interpreted as summary statistics of the population of interest.			
# f5.88: F5. 你最常看下列哪幾種類型的電視節目?(可複選)(其他)			
Information		[Type= discrete] [Format=numeric] [Range= 1-1] [Missing=*]	
Statistics [NW/ W]		[Valid=0 /-] [Invalid=2002 /-]	
Value	Label	Cases	Percentage
1	其他	0	
Sysmiss		2002	
Warning: these figures indicate the number of cases found in the data file. They cannot be interpreted as summary statistics of the population of interest.			
# f5.88.a: F5. 你最常看下列哪幾種類型的電視節目?(可複選)(其他說明)			
Information		[Type= discrete] [Format=character] [Missing=*]	
Statistics [NW/ W]		[Valid=0 /-] [Invalid=0 /-]	
# f6: F6. 你平均每週有幾天會看電視新聞?			
Information		[Type= continuous] [Format=numeric] [Range= 0-7] [Missing=*]	
Statistics [NW/ W]		[Valid=1890 /-] [Invalid=112 /-]	

# f6: F6. 你平均每週有幾天會看電視新聞？			
Value	Label	Cases	Percentage
0	跳答至G1	61	<div></div> 100.0%
Warning: these figures indicate the number of cases found in the data file. They cannot be interpreted as summary statistics of the population of interest.			
# f7.1: F7. 你如果有看電視新聞的那一天,你大概一整天會看多久?(時)			
Information	[Type= continuous] [Format=numeric] [Range= 0-12] [Missing=*]		
Statistics [NW/ W]	[Valid=1829 /-] [Invalid=173 /-] [Mean=0.921 /-] [StdDev=1.179 /-]		
# f7.2: F7. 你如果有看電視新聞的那一天,你大概一整天會看多久?(分)			
Information	[Type= continuous] [Format=numeric] [Range= 0-54] [Missing=*]		
Statistics [NW/ W]	[Valid=1829 /-] [Invalid=173 /-] [Mean=11.61 /-] [StdDev=14.397 /-]		
# f8: F8. 你最常看哪一台電視新聞？			
Information	[Type= discrete] [Format=numeric] [Range= 1-77] [Missing=*]		
Statistics [NW/ W]	[Valid=1829 /-] [Invalid=173 /-]		
Value	Label	Cases	Percentage
1	CNN	3	<div></div> 0.2%
2	民視	276	<div></div> 15.1%
3	人間衛視	1	<div></div> 0.1%
4	台視	83	<div></div> 4.5%
5	大愛	16	<div></div> 0.9%
6	中視	100	<div></div> 5.5%
7	華視	52	<div></div> 2.8%
8	公共電視	27	<div></div> 1.5%
9	好消息	1	<div></div> 0.1%
10	原住民頻道	0	
11	客家電視	1	<div></div> 0.1%
12	緯來綜合台	6	<div></div> 0.3%
13	八大第一台	3	<div></div> 0.2%
14	八大綜合台	6	<div></div> 0.3%
15	三立台灣台	49	<div></div> 2.7%
16	三立都會台	20	<div></div> 1.1%
17	東森綜合台	28	<div></div> 1.5%
18	東風衛視	2	<div></div> 0.1%
19	TVBS歡樂台	11	<div></div> 0.6%
20	年代新聞台	107	<div></div> 5.9%
21	東森新聞台	167	<div></div> 9.1%
22	中天新聞台	123	<div></div> 6.7%
23	民視新聞台	45	<div></div> 2.5%
24	三立新聞台	190	<div></div> 10.4%
25	TVBS-N	48	<div></div> 2.6%
26	TVBS	310	<div></div> 16.9%
27	東森財經新聞台	15	<div></div> 0.8%
28	非凡新聞台	24	<div></div> 1.3%
29	緯來體育台	13	<div></div> 0.7%
30	ESPN	0	
31	衛視體育台	0	

f8: F8. 你最常看哪一台電視新聞？

Value	Label	Cases	Percentage
32	非凡商業台	9	0.5%
33	?生財經	0	
34	中華財經	0	
35	運通財經台	0	
36	財訊財經台	0	
37	SBN財經台	0	
38	華人商業台	0	
39	NHK	0	
40	華視教育頻道	0	
41	BBC	1	0.1%
42	中視新聞台	3	0.2%
43	中視綜藝台	0	
44	行動電視DiMO	0	
45	民視綜合台FTV	0	
46	民視交通台	1	0.1%
47	HiHD高畫質視播頻道	0	
48	台視財經台	0	
49	台視綜合台	0	
50	華視休閒頻道	0	
51	寰宇新聞台	9	0.5%
52	寰宇新聞二台	0	
53	華視新聞頻道	1	0.1%
54	壹電視新聞台	74	4.0%
55	ESPN HD	1	0.1%
56	BBC Lifestyle Channel	0	
57	BBC Knowledge Channel	0	
58	BBC Entertainment Channel	0	
59	tvN	0	
60	大愛二台	1	0.1%
61	Fashion TV	0	
62	WeTV	0	
63	Australia Network	0	
64	TV5MONDE	0	
65	阿里郎電視台	0	
66	Bloomberg TV	0	
67	Deutsche Welle	0	
68	VTV4台	0	
69	半島電視台	0	
70	CNBC Asia Channel	0	
71	歐洲新聞台	0	
72	德國之聲電視台	0	
73	TFC	0	
74	Channel NewsAsia	0	
75	FOX News Channel	1	0.1%
76	SKY NEWS HD	0	

f8: F8. 你最常看哪一台電視新聞？

Value	Label	Cases	Percentage
77	全球財經網	1	0.1%
Sysmiss		173	

Warning: these figures indicate the number of cases found in the data file. They cannot be interpreted as summary statistics of the population of interest.

g1.1.a: G1.1.A. 你每天利用電腦上網工作、學習的時間有多久?(分)

Information	[Type= continuous] [Format=numeric] [Range= 0-720] [Missing=*]
Statistics [NW/ W]	[Valid=1443 /-] [Invalid=559 /-] [Mean=146.758 /-] [StdDev=184.353 /-]

g1.1.b: G1.1.B. 你每天利用平板上網工作、學習的時間有多久?(分)

Information	[Type= continuous] [Format=numeric] [Range= 0-480] [Missing=*]
Statistics [NW/ W]	[Valid=1443 /-] [Invalid=559 /-] [Mean=10.056 /-] [StdDev=37.039 /-]

g1.1.c: G1.1.C. 你每天利用手機上網工作、學習的時間有多久?(分)

Information	[Type= continuous] [Format=numeric] [Range= 0-720] [Missing=*]
Statistics [NW/ W]	[Valid=1443 /-] [Invalid=559 /-] [Mean=57.834 /-] [StdDev=102.589 /-]

g1.2.a: G1.2.A. 扣除工作與學習的上網時間後, 你平均每天使用電腦上網娛樂與休閒的時間大約有多久?(分)

Information	[Type= continuous] [Format=numeric] [Range= 0-720] [Missing=*]
Statistics [NW/ W]	[Valid=1443 /-] [Invalid=559 /-] [Mean=58.643 /-] [StdDev=88.344 /-]

g1.2.b: G1.2.B. 扣除工作與學習的上網時間後, 你平均每天使用平板上網娛樂與休閒的時間大約有多久?(分)

Information	[Type= continuous] [Format=numeric] [Range= 0-600] [Missing=*]
Statistics [NW/ W]	[Valid=1443 /-] [Invalid=559 /-] [Mean=18.604 /-] [StdDev=51.13 /-]

g1.2.c: G1.2.C. 扣除工作與學習的上網時間後, 你平均每天使用手機上網娛樂與休閒的時間大約有多久?(分)

Information	[Type= continuous] [Format=numeric] [Range= 0-960] [Missing=*]
Statistics [NW/ W]	[Valid=1443 /-] [Invalid=559 /-] [Mean=109.999 /-] [StdDev=117.514 /-]

g2.1: G2.1. 你多常上網收發電子郵件(E-mail)?

Information	[Type= discrete] [Format=numeric] [Range= 1-4] [Missing=*]
Statistics [NW/ W]	[Valid=1443 /-] [Invalid=559 /-]

Value	Label	Cases	Percentage
1	從來沒有	315	<div></div> 21.8%
2	很少	273	<div></div> 18.9%
3	有時	252	<div></div> 17.5%
4	經常	603	<div></div> 41.8%
Sysmiss		559	

Warning: these figures indicate the number of cases found in the data file. They cannot be interpreted as summary statistics of the population of interest.

g2.2: G2.2. 你多常上網蒐尋、瀏覽資訊？

Information	[Type= discrete] [Format=numeric] [Range= 1-4] [Missing=*]
Statistics [NW/ W]	[Valid=1443 /-] [Invalid=559 /-]

Value	Label	Cases	Percentage
1	從來沒有	76	<div></div> 5.3%
2	很少	172	<div></div> 11.9%
3	有時	330	<div></div> 22.9%
4	經常	865	<div></div> 59.9%
Sysmiss		559	





g2.2: G2.2. 你多常上網蒐尋、瀏覽資訊？

Warning: these figures indicate the number of cases found in the data file. They cannot be interpreted as summary statistics of the population of interest.

g2.3: G2.3. 你多常上網看新聞？

Information [Type= discrete] [Format=numeric] [Range= 1-4] [Missing=*]

Statistics [NW/ W] [Valid=1443 /-] [Invalid=559 /-]





Value	Label	Cases	Percentage
1	從來沒有	122	 8.5%
2	很少	263	 18.2%
3	有時	366	 25.4%
4	經常	692	 48.0%
Sysmiss		559	

Warning: these figures indicate the number of cases found in the data file. They cannot be interpreted as summary statistics of the population of interest.

g2.4: G2.4. 你多常上網雲端傳輸資料？

Information [Type= discrete] [Format=numeric] [Range= 1-4] [Missing=*]

Statistics [NW/ W] [Valid=1443 /-] [Invalid=559 /-]

Value	Label	Cases	Percentage
1	從來沒有	592	 41.0%
2	很少	336	 23.3%
3	有時	251	 17.4%
4	經常	264	 18.3%
Sysmiss		559	

Warning: these figures indicate the number of cases found in the data file. They cannot be interpreted as summary statistics of the population of interest.

# g2.5: G2.5. 你多常上網交易購物或網拍？			
Information	[Type= discrete] [Format=numeric] [Range= 1-4] [Missing=*]		
Statistics [NW/ W]	[Valid=1443 /-] [Invalid=559 /-]		
Value	Label	Cases	Percentage
1	從來沒有	535	<div></div> 37.1%
2	很少	355	<div></div> 24.6%
3	有時	325	<div></div> 22.5%
4	經常	228	<div></div> 15.8%
Sysmiss		559	
Warning: these figures indicate the number of cases found in the data file. They cannot be interpreted as summary statistics of the population of interest.			
# g2.6: G2.6. 你最近一年內多常上網使用即時通訊與他人互動？			
Information	[Type= discrete] [Format=numeric] [Range= 1-4] [Missing=*]		
Statistics [NW/ W]	[Valid=1443 /-] [Invalid=559 /-]		
Value	Label	Cases	Percentage
1	從來沒有	82	<div></div> 5.7%
2	很少	81	<div></div> 5.6%
3	有時	173	<div></div> 12.0%
4	經常	1107	<div></div> 76.7%
Sysmiss		559	
Warning: these figures indicate the number of cases found in the data file. They cannot be interpreted as summary statistics of the population of interest.			
# g2.7: G2.7. 你多常上網看網路影音/影片或電視節目？			
Information	[Type= discrete] [Format=numeric] [Range= 1-4] [Missing=*]		
Statistics [NW/ W]	[Valid=1443 /-] [Invalid=559 /-]		
Value	Label	Cases	Percentage
1	從來沒有	242	<div></div> 16.8%
2	很少	272	<div></div> 18.8%
3	有時	369	<div></div> 25.6%
4	經常	560	<div></div> 38.8%
Sysmiss		559	
Warning: these figures indicate the number of cases found in the data file. They cannot be interpreted as summary statistics of the population of interest.			
# g3.1: G3. 請問你最常上網找哪幾種資訊?(社會新聞)			
Information	[Type= discrete] [Format=numeric] [Range= 1-1] [Missing=*]		
Statistics [NW/ W]	[Valid=649 /-] [Invalid=1353 /-]		
Value	Label	Cases	Percentage
1	社會新聞	649	<div></div> 100.0%
Sysmiss		1353	
Warning: these figures indicate the number of cases found in the data file. They cannot be interpreted as summary statistics of the population of interest.			
# g3.2: G3. 請問你最常上網找哪幾種資訊?(國際新聞)			
Information	[Type= discrete] [Format=numeric] [Range= 1-1] [Missing=*]		
Statistics [NW/ W]	[Valid=452 /-] [Invalid=1550 /-]		
Value	Label	Cases	Percentage
1	國際新聞	452	<div></div> 100.0%
Sysmiss		1550	
Warning: these figures indicate the number of cases found in the data file. They cannot be interpreted as summary statistics of the population of interest.			

# g3.3: G3. 請問你最常上網找哪幾種資訊?(氣象)			
Information	[Type= discrete] [Format=numeric] [Range= 1-1] [Missing=*]		
Statistics [NW/ W]	[Valid=443 -] [Invalid=1559 -]		
Value	Label	Cases	Percentage
1	氣象	443	100.0%
Sysmiss		1559	
Warning: these figures indicate the number of cases found in the data file. They cannot be interpreted as summary statistics of the population of interest.			
# g3.4: G3. 請問你最常上網找哪幾種資訊?(時事評論)			
Information	[Type= discrete] [Format=numeric] [Range= 1-1] [Missing=*]		
Statistics [NW/ W]	[Valid=254 -] [Invalid=1748 -]		
Value	Label	Cases	Percentage
1	時事評論	254	100.0%
Sysmiss		1748	
Warning: these figures indicate the number of cases found in the data file. They cannot be interpreted as summary statistics of the population of interest.			
# g3.5: G3. 請問你最常上網找哪幾種資訊?(交通資訊)			
Information	[Type= discrete] [Format=numeric] [Range= 1-1] [Missing=*]		
Statistics [NW/ W]	[Valid=259 -] [Invalid=1743 -]		
Value	Label	Cases	Percentage
1	交通資訊	259	100.0%
Sysmiss		1743	
Warning: these figures indicate the number of cases found in the data file. They cannot be interpreted as summary statistics of the population of interest.			
# g3.6: G3. 請問你最常上網找哪幾種資訊?(娛樂新聞)			
Information	[Type= discrete] [Format=numeric] [Range= 1-1] [Missing=*]		
Statistics [NW/ W]	[Valid=350 -] [Invalid=1652 -]		
Value	Label	Cases	Percentage
1	娛樂新聞	350	100.0%
Sysmiss		1652	
Warning: these figures indicate the number of cases found in the data file. They cannot be interpreted as summary statistics of the population of interest.			
# g3.7: G3. 請問你最常上網找哪幾種資訊?(政治新聞)			
Information	[Type= discrete] [Format=numeric] [Range= 1-1] [Missing=*]		
Statistics [NW/ W]	[Valid=192 -] [Invalid=1810 -]		
Value	Label	Cases	Percentage
1	政治新聞	192	100.0%
Sysmiss		1810	
Warning: these figures indicate the number of cases found in the data file. They cannot be interpreted as summary statistics of the population of interest.			
# g3.8: G3. 請問你最常上網找哪幾種資訊?(體育新聞)			
Information	[Type= discrete] [Format=numeric] [Range= 1-1] [Missing=*]		
Statistics [NW/ W]	[Valid=234 -] [Invalid=1768 -]		
Value	Label	Cases	Percentage
1	體育新聞	234	100.0%
Sysmiss		1768	
Warning: these figures indicate the number of cases found in the data file. They cannot be interpreted as summary statistics of the population of interest.			

# g3.9: G3. 請問你最常上網找哪幾種資訊?(消費購物)			
Information	[Type= discrete] [Format=numeric] [Range= 1-1] [Missing=*]		
Statistics [NW/ W]	[Valid=487 /-] [Invalid=1515 /-]		
Value	Label	Cases	Percentage
1	消費購物	487	100.0%
Sysmiss		1515	
Warning: these figures indicate the number of cases found in the data file. They cannot be interpreted as summary statistics of the population of interest.			
# g3.10: G3. 請問你最常上網找哪幾種資訊?(觀光旅遊)			
Information	[Type= discrete] [Format=numeric] [Range= 1-1] [Missing=*]		
Statistics [NW/ W]	[Valid=644 /-] [Invalid=1358 /-]		
Value	Label	Cases	Percentage
1	觀光旅遊	644	100.0%
Sysmiss		1358	
Warning: these figures indicate the number of cases found in the data file. They cannot be interpreted as summary statistics of the population of interest.			
# g3.11: G3. 請問你最常上網找哪幾種資訊?(美食)			
Information	[Type= discrete] [Format=numeric] [Range= 1-1] [Missing=*]		
Statistics [NW/ W]	[Valid=545 /-] [Invalid=1457 /-]		
Value	Label	Cases	Percentage
1	美食	545	100.0%
Sysmiss		1457	
Warning: these figures indicate the number of cases found in the data file. They cannot be interpreted as summary statistics of the population of interest.			
# g3.12: G3. 請問你最常上網找哪幾種資訊?(影視娛樂、綜藝)			
Information	[Type= discrete] [Format=numeric] [Range= 1-1] [Missing=*]		
Statistics [NW/ W]	[Valid=362 /-] [Invalid=1640 /-]		
Value	Label	Cases	Percentage
1	影視娛樂、綜藝	362	100.0%
Sysmiss		1640	
Warning: these figures indicate the number of cases found in the data file. They cannot be interpreted as summary statistics of the population of interest.			
# g3.13: G3. 請問你最常上網找哪幾種資訊?(音樂歌唱)			
Information	[Type= discrete] [Format=numeric] [Range= 1-1] [Missing=*]		
Statistics [NW/ W]	[Valid=254 /-] [Invalid=1748 /-]		
Value	Label	Cases	Percentage
1	音樂歌唱	254	100.0%
Sysmiss		1748	
Warning: these figures indicate the number of cases found in the data file. They cannot be interpreted as summary statistics of the population of interest.			
# g3.14: G3. 請問你最常上網找哪幾種資訊?(戲劇)			
Information	[Type= discrete] [Format=numeric] [Range= 1-1] [Missing=*]		
Statistics [NW/ W]	[Valid=317 /-] [Invalid=1685 /-]		
Value	Label	Cases	Percentage
1	戲劇(例如：廣播劇、單元劇、連續劇等)	317	100.0%
Sysmiss		1685	
Warning: these figures indicate the number of cases found in the data file. They cannot be interpreted as summary statistics of the population of interest.			

# g3.15: G3. 請問你最常上網找哪幾種資訊?(益智競賽)			
Information		[Type= discrete] [Format=numeric] [Range= 1-1] [Missing=*]	
Statistics [NW/ W]		[Valid=41 -/] [Invalid=1961 -/]	
Value	Label	Cases	Percentage
1	益智競賽	41	<div><div></div></div> 100.0%
Sysmiss		1961	
<i>Warning: these figures indicate the number of cases found in the data file. They cannot be interpreted as summary statistics of the population of interest.</i>			
# g3.16: G3. 請問你最常上網找哪幾種資訊?(電影)			
Information		[Type= discrete] [Format=numeric] [Range= 1-1] [Missing=*]	
Statistics [NW/ W]		[Valid=458 -/] [Invalid=1544 -/]	
Value	Label	Cases	Percentage
1	電影(含影集、微電影)	458	<div><div></div></div> 100.0%
Sysmiss		1544	
<i>Warning: these figures indicate the number of cases found in the data file. They cannot be interpreted as summary statistics of the population of interest.</i>			
# g3.17: G3. 請問你最常上網找哪幾種資訊?(家庭生活)			
Information		[Type= discrete] [Format=numeric] [Range= 1-1] [Missing=*]	
Statistics [NW/ W]		[Valid=214 -/] [Invalid=1788 -/]	
Value	Label	Cases	Percentage
1	家庭生活	214	<div><div></div></div> 100.0%
Sysmiss		1788	
<i>Warning: these figures indicate the number of cases found in the data file. They cannot be interpreted as summary statistics of the population of interest.</i>			
# g3.18: G3. 請問你最常上網找哪幾種資訊?(體育)			
Information		[Type= discrete] [Format=numeric] [Range= 1-1] [Missing=*]	
Statistics [NW/ W]		[Valid=190 -/] [Invalid=1812 -/]	
Value	Label	Cases	Percentage
1	體育	190	<div><div></div></div> 100.0%
Sysmiss		1812	
<i>Warning: these figures indicate the number of cases found in the data file. They cannot be interpreted as summary statistics of the population of interest.</i>			
# g3.19: G3. 請問你最常上網找哪幾種資訊?(醫療衛生保健)			
Information		[Type= discrete] [Format=numeric] [Range= 1-1] [Missing=*]	
Statistics [NW/ W]		[Valid=398 -/] [Invalid=1604 -/]	
Value	Label	Cases	Percentage
1	醫療衛生保健	398	<div><div></div></div> 100.0%
Sysmiss		1604	
<i>Warning: these figures indicate the number of cases found in the data file. They cannot be interpreted as summary statistics of the population of interest.</i>			
# g3.20: G3. 請問你最常上網找哪幾種資訊?(遊戲)			
Information		[Type= discrete] [Format=numeric] [Range= 1-1] [Missing=*]	
Statistics [NW/ W]		[Valid=179 -/] [Invalid=1823 -/]	
Value	Label	Cases	Percentage
1	遊戲	179	<div><div></div></div> 100.0%
Sysmiss		1823	
<i>Warning: these figures indicate the number of cases found in the data file. They cannot be interpreted as summary statistics of the population of interest.</i>			

# g3.21: G3. 請問你最常上網找哪幾種資訊?(卡通影片)			
Information	[Type= discrete] [Format=numeric] [Range= 1-1] [Missing=*]		
Statistics [NW/ W]	[Valid=140 /-] [Invalid=1862 /-]		
Value	Label	Cases	Percentage
1	卡通影片	140	<div><div></div></div> 100.0%
Sysmiss		1862	
Warning: these figures indicate the number of cases found in the data file. They cannot be interpreted as summary statistics of the population of interest.			
# g3.22: G3. 請問你最常上網找哪幾種資訊?(漫畫書)			
Information	[Type= discrete] [Format=numeric] [Range= 1-1] [Missing=*]		
Statistics [NW/ W]	[Valid=82 /-] [Invalid=1920 /-]		
Value	Label	Cases	Percentage
1	漫畫書	82	<div><div></div></div> 100.0%
Sysmiss		1920	
Warning: these figures indicate the number of cases found in the data file. They cannot be interpreted as summary statistics of the population of interest.			
# g3.23: G3. 請問你最常上網找哪幾種資訊?(兒童節目)			
Information	[Type= discrete] [Format=numeric] [Range= 1-1] [Missing=*]		
Statistics [NW/ W]	[Valid=52 /-] [Invalid=1950 /-]		
Value	Label	Cases	Percentage
1	兒童節目	52	<div><div></div></div> 100.0%
Sysmiss		1950	
Warning: these figures indicate the number of cases found in the data file. They cannot be interpreted as summary statistics of the population of interest.			
# g3.24: G3. 請問你最常上網找哪幾種資訊?(藝術文化)			
Information	[Type= discrete] [Format=numeric] [Range= 1-1] [Missing=*]		
Statistics [NW/ W]	[Valid=136 /-] [Invalid=1866 /-]		
Value	Label	Cases	Percentage
1	藝術文化	136	<div><div></div></div> 100.0%
Sysmiss		1866	
Warning: these figures indicate the number of cases found in the data file. They cannot be interpreted as summary statistics of the population of interest.			
# g3.25: G3. 請問你最常上網找哪幾種資訊?(文學小說)			
Information	[Type= discrete] [Format=numeric] [Range= 1-1] [Missing=*]		
Statistics [NW/ W]	[Valid=71 /-] [Invalid=1931 /-]		
Value	Label	Cases	Percentage
1	文學小說	71	<div><div></div></div> 100.0%
Sysmiss		1931	
Warning: these figures indicate the number of cases found in the data file. They cannot be interpreted as summary statistics of the population of interest.			
# g3.26: G3. 請問你最常上網找哪幾種資訊?(宗教)			
Information	[Type= discrete] [Format=numeric] [Range= 1-1] [Missing=*]		
Statistics [NW/ W]	[Valid=59 /-] [Invalid=1943 /-]		
Value	Label	Cases	Percentage
1	宗教	59	<div><div></div></div> 100.0%
Sysmiss		1943	
Warning: these figures indicate the number of cases found in the data file. They cannot be interpreted as summary statistics of the population of interest.			

# g3.27: G3. 請問你最常上網找哪幾種資訊?(命理、風水、占卜)			
Information		[Type= discrete] [Format=numeric] [Range= 1-1] [Missing=*]	
Statistics [NW/ W]		[Valid=75 -/] [Invalid=1927 -/]	
Value	Label	Cases	Percentage
1	命理、風水、占卜	75	<div></div> 100.0%
Sysmiss		1927	
Warning: these figures indicate the number of cases found in the data file. They cannot be interpreted as summary statistics of the population of interest.			
# g3.28: G3. 請問你最常上網找哪幾種資訊?(古典音樂)			
Information		[Type= discrete] [Format=numeric] [Range= 1-1] [Missing=*]	
Statistics [NW/ W]		[Valid=56 -/] [Invalid=1946 -/]	
Value	Label	Cases	Percentage
1	古典音樂	56	<div></div> 100.0%
Sysmiss		1946	
Warning: these figures indicate the number of cases found in the data file. They cannot be interpreted as summary statistics of the population of interest.			
# g3.29: G3. 請問你最常上網找哪幾種資訊?(傳統藝術)			
Information		[Type= discrete] [Format=numeric] [Range= 1-1] [Missing=*]	
Statistics [NW/ W]		[Valid=33 -/] [Invalid=1969 -/]	
Value	Label	Cases	Percentage
1	傳統藝術(例如：國劇/國樂/民俗藝術/表演藝術/歌仔戲等)	33	<div></div> 100.0%
Sysmiss		1969	
Warning: these figures indicate the number of cases found in the data file. They cannot be interpreted as summary statistics of the population of interest.			
# g3.30: G3. 請問你最常上網找哪幾種資訊?(資訊科技)			
Information		[Type= discrete] [Format=numeric] [Range= 1-1] [Missing=*]	
Statistics [NW/ W]		[Valid=284 -/] [Invalid=1718 -/]	
Value	Label	Cases	Percentage
1	資訊科技	284	<div></div> 100.0%
Sysmiss		1718	
Warning: these figures indicate the number of cases found in the data file. They cannot be interpreted as summary statistics of the population of interest.			
# g3.31: G3. 請問你最常上網找哪幾種資訊?(科學新知)			
Information		[Type= discrete] [Format=numeric] [Range= 1-1] [Missing=*]	
Statistics [NW/ W]		[Valid=228 -/] [Invalid=1774 -/]	
Value	Label	Cases	Percentage
1	科學新知	228	<div></div> 100.0%
Sysmiss		1774	
Warning: these figures indicate the number of cases found in the data file. They cannot be interpreted as summary statistics of the population of interest.			
# g3.32: G3. 請問你最常上網找哪幾種資訊?(學術思想)			
Information		[Type= discrete] [Format=numeric] [Range= 1-1] [Missing=*]	
Statistics [NW/ W]		[Valid=77 -/] [Invalid=1925 -/]	
Value	Label	Cases	Percentage
1	學術思想	77	<div></div> 100.0%
Sysmiss		1925	
Warning: these figures indicate the number of cases found in the data file. They cannot be interpreted as summary statistics of the population of interest.			

# g3.33: G3. 請問你最常上網找哪幾種資訊?(教學(教育)節目)			
Information		[Type= discrete] [Format=numeric] [Range= 1-1] [Missing=*]	
Statistics [NW/ W]		[Valid=77 /-] [Invalid=1925 /-]	
Value	Label	Cases	Percentage
1	教學(教育)節目	77	100.0%
Sysmiss		1925	
<i>Warning: these figures indicate the number of cases found in the data file. They cannot be interpreted as summary statistics of the population of interest.</i>			
# g3.34: G3. 請問你最常上網找哪幾種資訊?(社教節目/政令(政策)宣傳/公共(公眾)事務)			
Information		[Type= discrete] [Format=numeric] [Range= 1-1] [Missing=*]	
Statistics [NW/ W]		[Valid=50 /-] [Invalid=1952 /-]	
Value	Label	Cases	Percentage
1	社教節目/政令(政策)宣傳/公共(公眾)事務	50	100.0%
Sysmiss		1952	
<i>Warning: these figures indicate the number of cases found in the data file. They cannot be interpreted as summary statistics of the population of interest.</i>			
# g3.35: G3. 請問你最常上網找哪幾種資訊?(法令服務)			
Information		[Type= discrete] [Format=numeric] [Range= 1-1] [Missing=*]	
Statistics [NW/ W]		[Valid=49 /-] [Invalid=1953 /-]	
Value	Label	Cases	Percentage
1	法令服務	49	100.0%
Sysmiss		1953	
<i>Warning: these figures indicate the number of cases found in the data file. They cannot be interpreted as summary statistics of the population of interest.</i>			
# g3.36: G3. 請問你最常上網找哪幾種資訊?(課程相關資訊)			
Information		[Type= discrete] [Format=numeric] [Range= 1-1] [Missing=*]	
Statistics [NW/ W]		[Valid=79 /-] [Invalid=1923 /-]	
Value	Label	Cases	Percentage
1	課程相關資訊	79	100.0%
Sysmiss		1923	
<i>Warning: these figures indicate the number of cases found in the data file. They cannot be interpreted as summary statistics of the population of interest.</i>			
# g3.37: G3. 請問你最常上網找哪幾種資訊?(語文)			
Information		[Type= discrete] [Format=numeric] [Range= 1-1] [Missing=*]	
Statistics [NW/ W]		[Valid=72 /-] [Invalid=1930 /-]	
Value	Label	Cases	Percentage
1	語文	72	100.0%
Sysmiss		1930	
<i>Warning: these figures indicate the number of cases found in the data file. They cannot be interpreted as summary statistics of the population of interest.</i>			
# g3.38: G3. 請問你最常上網找哪幾種資訊?(情色)			
Information		[Type= discrete] [Format=numeric] [Range= 1-1] [Missing=*]	
Statistics [NW/ W]		[Valid=36 /-] [Invalid=1966 /-]	
Value	Label	Cases	Percentage
1	情色	36	100.0%
Sysmiss		1966	
<i>Warning: these figures indicate the number of cases found in the data file. They cannot be interpreted as summary statistics of the population of interest.</i>			

# g3.39: G3. 請問你最常上網找哪幾種資訊?(尋人)			
Information	[Type= discrete] [Format=numeric] [Range= 1-1] [Missing=*]		
Statistics [NW/ W]	[Valid=13 /-] [Invalid=1989 /-]		
Value	Label	Cases	Percentage
1	尋人	13	100.0%
Sysmiss		1989	
Warning: these figures indicate the number of cases found in the data file. They cannot be interpreted as summary statistics of the population of interest.			
# g3.40: G3. 請問你最常上網找哪幾種資訊?(明星動態)			
Information	[Type= discrete] [Format=numeric] [Range= 1-1] [Missing=*]		
Statistics [NW/ W]	[Valid=70 /-] [Invalid=1932 /-]		
Value	Label	Cases	Percentage
1	明星動態	70	100.0%
Sysmiss		1932	
Warning: these figures indicate the number of cases found in the data file. They cannot be interpreted as summary statistics of the population of interest.			
# g3.41: G3. 請問你最常上網找哪幾種資訊?(朋友近況或動態)			
Information	[Type= discrete] [Format=numeric] [Range= 1-1] [Missing=*]		
Statistics [NW/ W]	[Valid=456 /-] [Invalid=1546 /-]		
Value	Label	Cases	Percentage
1	朋友近況或動態	456	100.0%
Sysmiss		1546	
Warning: these figures indicate the number of cases found in the data file. They cannot be interpreted as summary statistics of the population of interest.			
# g3.88: G3. 請問你最常上網找哪幾種資訊?(其他)			
Information	[Type= discrete] [Format=numeric] [Range= 1-1] [Missing=*]		
Statistics [NW/ W]	[Valid=31 /-] [Invalid=1971 /-]		
Value	Label	Cases	Percentage
1	其他	31	100.0%
Sysmiss		1971	
Warning: these figures indicate the number of cases found in the data file. They cannot be interpreted as summary statistics of the population of interest.			
# g3.88.a: G3. 請問你最常上網找哪幾種資訊?(其他)			
Information	[Type= discrete] [Format=character] [Missing=*]		
Statistics [NW/ W]	[Valid=31 /-] [Invalid=0 /-]		
Value	Label	Cases	Percentage
不動產資訊		2	6.5%
機車或汽車資訊		4	12.9%
求職		4	12.9%
經濟資訊		1	3.2%
翻譯		1	3.2%
財金股市		19	61.3%
Warning: these figures indicate the number of cases found in the data file. They cannot be interpreted as summary statistics of the population of interest.			
# g4.1: G4.1. 你多常上網使用社群媒體?			
Information	[Type= discrete] [Format=numeric] [Range= 1-4] [Missing=*]		
Statistics [NW/ W]	[Valid=1443 /-] [Invalid=559 /-]		

g4.1: G4.1. 你多常上網使用社群媒體?

Value	Label	Cases	Percentage	
1	從來沒有(跳答至H1)	183	<div></div>	12.7%
2	很少	154	<div></div>	10.7%
3	有時	220	<div></div>	15.2%
4	經常	886	<div></div>	61.4%
Sysmiss		559		

Warning: these figures indicate the number of cases found in the data file. They cannot be interpreted as summary statistics of the population of interest.

g4.2: G4.2. 請問你大約一週會使用社群媒體幾天?

Information	[Type= continuous] [Format=numeric] [Range= 0.5-7] [Missing=*]
Statistics [NW/ W]	[Valid=1260 /-] [Invalid=742 /-] [Mean=6.024 /-] [StdDev=1.944 /-]

g4.3.1: G4.3. 請問在你有使用社群媒體的那一天,你大約會使用多久?(時)

Information	[Type= continuous] [Format=numeric] [Range= 0-12] [Missing=*]
Statistics [NW/ W]	[Valid=1260 /-] [Invalid=742 /-] [Mean=1.377 /-] [StdDev=1.886 /-]

g4.3.2: G4.3. 請問在你有使用社群媒體的那一天,你大約會使用多久?(分)

Information	[Type= continuous] [Format=numeric] [Range= 0-59] [Missing=*]
Statistics [NW/ W]	[Valid=1260 /-] [Invalid=742 /-] [Mean=10.56 /-] [StdDev=13.645 /-]

# g5.1: G5.1. 可以與人交流			
Information	[Type= discrete] [Format=numeric] [Range= 1-5] [Missing=*]		
Statistics [NW/ W]	[Valid=1260 /-] [Invalid=742 /-]		
Value	Label	Cases	Percentage
1	非常不同意	7	0.6%
2	不同意	70	5.6%
3	無所謂同不同意	66	5.2%
4	同意	885	70.2%
5	非常同意	232	18.4%
Sysmiss		742	
Warning: these figures indicate the number of cases found in the data file. They cannot be interpreted as summary statistics of the population of interest.			
# g5.2: G5.2. 可以張貼或分享訊息讓大家知道			
Information	[Type= discrete] [Format=numeric] [Range= 1-5] [Missing=*]		
Statistics [NW/ W]	[Valid=1260 /-] [Invalid=742 /-]		
Value	Label	Cases	Percentage
1	非常不同意	14	1.1%
2	不同意	60	4.8%
3	無所謂同不同意	68	5.4%
4	同意	884	70.2%
5	非常同意	234	18.6%
Sysmiss		742	
Warning: these figures indicate the number of cases found in the data file. They cannot be interpreted as summary statistics of the population of interest.			
# g5.3: G5.3. 可以排遣時間			
Information	[Type= discrete] [Format=numeric] [Range= 1-5] [Missing=*]		
Statistics [NW/ W]	[Valid=1260 /-] [Invalid=742 /-]		
Value	Label	Cases	Percentage
1	非常不同意	19	1.5%
2	不同意	127	10.1%
3	無所謂同不同意	87	6.9%
4	同意	821	65.2%
5	非常同意	206	16.3%
Sysmiss		742	
Warning: these figures indicate the number of cases found in the data file. They cannot be interpreted as summary statistics of the population of interest.			
# g5.4: G5.4. 可以讓朋友或家人瞭解你的想法			
Information	[Type= discrete] [Format=numeric] [Range= 1-5] [Missing=*]		
Statistics [NW/ W]	[Valid=1260 /-] [Invalid=742 /-]		
Value	Label	Cases	Percentage
1	非常不同意	23	1.8%
2	不同意	181	14.4%
3	無所謂同不同意	167	13.3%
4	同意	748	59.4%
5	非常同意	141	11.2%
Sysmiss		742	
Warning: these figures indicate the number of cases found in the data file. They cannot be interpreted as summary statistics of the population of interest.			

# h1: H1. 請問在網路、電視、報紙、廣播、雜誌當中,你主要倚賴哪一個做為娛樂來源?			
Information		[Type= discrete] [Format=numeric] [Range= 1-88] [Missing=*]	
Statistics [NW/ W]		[Valid=2002 /-] [Invalid=0 /-]	
Value	Label	Cases	Percentage
1	網路	863	<div><div></div></div> 43.1%
2	電視	1015	<div><div></div></div> 50.7%
3	報紙	45	<div><div></div></div> 2.2%
4	廣播	50	<div><div></div></div> 2.5%
5	雜誌	15	<div><div></div></div> 0.7%
88	其他	14	<div><div></div></div> 0.7%
Warning: these figures indicate the number of cases found in the data file. They cannot be interpreted as summary statistics of the population of interest.			
# h1.a: H1. 請問在網路、電視、報紙、廣播、雜誌當中,你主要倚賴哪一個做為娛樂來源?(其他)			
Information		[Type= discrete] [Format=character] [Missing=*]	
Statistics [NW/ W]		[Valid=14 /-] [Invalid=0 /-]	
Value	Label	Cases	Percentage
沒有主要依賴的娛樂來源		14	<div><div></div></div> 100.0%
Warning: these figures indicate the number of cases found in the data file. They cannot be interpreted as summary statistics of the population of interest.			
# h1.a0: H1. 請問在網路、電視、報紙、廣播、雜誌當中,你主要倚賴哪一個做為娛樂來源?(其他)			
Information		[Type= discrete] [Format=character] [Missing=*]	
Statistics [NW/ W]		[Valid=0 /-] [Invalid=0 /-]	
# h2: H2. 請問你想要得到當下最新消息時,你會使用以下哪一個媒體?			
Information		[Type= discrete] [Format=numeric] [Range= 1-88] [Missing=*]	
Statistics [NW/ W]		[Valid=2002 /-] [Invalid=0 /-]	
Value	Label	Cases	Percentage
1	網路	1006	<div><div></div></div> 50.2%
2	電視	911	<div><div></div></div> 45.5%
3	報紙	37	<div><div></div></div> 1.8%
4	廣播	31	<div><div></div></div> 1.5%
5	雜誌	5	<div><div></div></div> 0.2%
88	其他	12	<div><div></div></div> 0.6%
Warning: these figures indicate the number of cases found in the data file. They cannot be interpreted as summary statistics of the population of interest.			
# h2.a: H2. 請問你想要得到當下最新消息時,你會使用以下哪一個媒體?(其他)			
Information		[Type= discrete] [Format=character] [Missing=*]	
Statistics [NW/ W]		[Valid=12 /-] [Invalid=0 /-]	
Value	Label	Cases	Percentage
問親朋好友		4	<div><div></div></div> 33.3%
沒有特別使用單一媒體管道		8	<div><div></div></div> 66.7%
Warning: these figures indicate the number of cases found in the data file. They cannot be interpreted as summary statistics of the population of interest.			
# h2.a0: H2. 請問你想要得到當下最新消息時,你會使用以下哪一個媒體?(其他)			
Information		[Type= discrete] [Format=character] [Missing=*]	
Statistics [NW/ W]		[Valid=0 /-] [Invalid=0 /-]	

# h3: H3. 請問在這些媒體中,哪一個是你最信賴的消息來源?			
Information	[Type= discrete] [Format=numeric] [Range= 1-88] [Missing=*]		
Statistics [NW/ W]	[Valid=2002 /-] [Invalid=0 /-]		
Value	Label	Cases	Percentage
1	網路	544	<div><div></div></div> 27.2%
2	電視	1196	<div><div></div></div> 59.7%
3	報紙	91	<div><div></div></div> 4.5%
4	廣播	52	<div><div></div></div> 2.6%
5	雜誌	55	<div><div></div></div> 2.7%
88	其他	64	<div><div></div></div> 3.2%
Warning: these figures indicate the number of cases found in the data file. They cannot be interpreted as summary statistics of the population of interest.			
# h3.a: H3. 請問在這些媒體中,哪一個是你最信賴的消息來源?(其他)			
Information	[Type= discrete] [Format=character] [Missing=*]		
Statistics [NW/ W]	[Valid=64 /-] [Invalid=0 /-]		
Value	Label	Cases	Percentage
不一定, 都有參考價值		32	<div><div></div></div> 50.0%
親朋好友		3	<div><div></div></div> 4.7%
都不相信		29	<div><div></div></div> 45.3%
Warning: these figures indicate the number of cases found in the data file. They cannot be interpreted as summary statistics of the population of interest.			
# h3.a0: H3. 請問在這些媒體中,哪一個是你最信賴的消息來源?(其他)			
Information	[Type= discrete] [Format=character] [Missing=*]		
Statistics [NW/ W]	[Valid=0 /-] [Invalid=0 /-]		
# h4.1: H4.1. 請你就下列媒體所報導新聞的整體的表現給一個分數-報紙			
Information	[Type= continuous] [Format=numeric] [Range= 0-100] [Missing=*]		
Statistics [NW/ W]	[Valid=831 /-] [Invalid=1171 /-]		
Value	Label	Cases	Percentage
0	最不可信	5	<div><div></div></div> 31.2%
100	最可信	11	<div><div></div></div> 68.8%
Warning: these figures indicate the number of cases found in the data file. They cannot be interpreted as summary statistics of the population of interest.			
# h4.2: H4.2. 請你就下列媒體所報導新聞的整體的表現給一個分數-雜誌			
Information	[Type= continuous] [Format=numeric] [Range= 0-100] [Missing=*]		
Statistics [NW/ W]	[Valid=658 /-] [Invalid=1344 /-]		
Value	Label	Cases	Percentage
0	最不可信	12	<div><div></div></div> 70.6%
100	最可信	5	<div><div></div></div> 29.4%
Warning: these figures indicate the number of cases found in the data file. They cannot be interpreted as summary statistics of the population of interest.			
# h4.3: H4.3. 請你就下列媒體所報導新聞的整體的表現給一個分數-廣播			
Information	[Type= continuous] [Format=numeric] [Range= 0-100] [Missing=*]		
Statistics [NW/ W]	[Valid=768 /-] [Invalid=1234 /-]		
Value	Label	Cases	Percentage
0	最不可信	10	<div><div></div></div> 35.7%
100	最可信	18	<div><div></div></div> 64.3%
Warning: these figures indicate the number of cases found in the data file. They cannot be interpreted as summary statistics of the population of interest.			

# h4.4: H4.4. 請你就下列媒體所報導新聞的整體的表現給一個分數-電視			
Information	[Type= continuous] [Format=numeric] [Range= 0-100] [Missing=*]		
Statistics [NW/ W]	[Valid=1890 /-] [Invalid=112 /-]		
Value	Label	Cases	Percentage
0	最不可信	16	<div><div></div></div> 34.8%
100	最可信	30	<div><div></div></div> 65.2%
Warning: these figures indicate the number of cases found in the data file. They cannot be interpreted as summary statistics of the population of interest.			
# h4.5: H4.5. 請你就下列媒體所報導新聞的整體的表現給一個分數-網路			
Information	[Type= continuous] [Format=numeric] [Range= 0-100] [Missing=*]		
Statistics [NW/ W]	[Valid=1443 /-] [Invalid=559 /-]		
Value	Label	Cases	Percentage
0	最不可信	27	<div><div></div></div> 67.5%
100	最可信	13	<div><div></div></div> 32.5%
Warning: these figures indicate the number of cases found in the data file. They cannot be interpreted as summary statistics of the population of interest.			
# h5a: H5a. 以新聞節目內容來說,請問你認為哪一項是目前臺灣電視新聞最需要解決的問題?			
Information	[Type= discrete] [Format=numeric] [Range= 1-88] [Missing=*]		
Statistics [NW/ W]	[Valid=2002 /-] [Invalid=0 /-]		
Value	Label	Cases	Percentage
1	新聞節目八卦化	294	<div><div></div></div> 14.7%
2	新聞節目聳動化	277	<div><div></div></div> 13.8%
3	新聞節目商業化	77	<div><div></div></div> 3.8%
4	各台新聞節目間內容同質化高	198	<div><div></div></div> 9.9%
5	新聞報導不夠中立	424	<div><div></div></div> 21.2%
6	每家新聞節目一直重複報導相同新聞內容	505	<div><div></div></div> 25.2%
7	新聞報導不實	140	<div><div></div></div> 7.0%
88	其他	87	<div><div></div></div> 4.3%
Warning: these figures indicate the number of cases found in the data file. They cannot be interpreted as summary statistics of the population of interest.			
# h5a.a: H5a. 以新聞節目內容來說,請問你認為哪一項是目前臺灣電視新聞最需要解決的問題?(其他)			
Information	[Type= discrete] [Format=character] [Missing=*]		
Statistics [NW/ W]	[Valid=87 /-] [Invalid=0 /-]		
Value	Label	Cases	Percentage
不知道/無意見		53	<div><div></div></div> 60.9%
以上皆非,覺得現在電視新聞都很好		2	<div><div></div></div> 2.3%
報導負面新聞居多		5	<div><div></div></div> 5.7%
媒體素質要提升		1	<div><div></div></div> 1.1%
缺乏國際新聞		5	<div><div></div></div> 5.7%
電視新聞內容空洞		1	<div><div></div></div> 1.1%
電視新聞報導僅點到為止,不夠深入,未追蹤後續結果		4	<div><div></div></div> 4.6%

# h5a.a: H5a. 以新聞節目內容來說,請問你認為哪一項是目前臺灣電視新聞最需要解決的問題?(其他)			
Value	Label	Cases	Percentage
鮮少看電視新聞, 不予評論		16	<div></div> 18.4%
Warning: these figures indicate the number of cases found in the data file. They cannot be interpreted as summary statistics of the population of interest.			
# h5a.a0: H5a. 以新聞節目內容來說,請問你認為哪一項是目前臺灣電視新聞最需要解決的問題?(其他)			
Information	[Type= discrete] [Format=character] [Missing=*]		
Statistics [NW/ W]	[Valid=0 /-] [Invalid=0 /-]		
# h5a.a1: H5a. 以新聞節目內容來說,請問你認為哪一項是目前臺灣電視新聞最需要解決的問題?(其他)			
Information	[Type= discrete] [Format=character] [Missing=*]		
Statistics [NW/ W]	[Valid=0 /-] [Invalid=0 /-]		
# h5b: H5b. 以電視新聞以外的節目(例如:綜藝、戲劇、影集等)內容來說,請問你認為哪一項是目前臺灣電視節目最需要解決的問題?			
Information	[Type= discrete] [Format=numeric] [Range= 1-88] [Missing=*]		
Statistics [NW/ W]	[Valid=2002 /-] [Invalid=0 /-]		
Value	Label	Cases	Percentage
1	缺乏台灣自製節目	450	<div></div> 22.5%
2	節目違反善良風俗	205	<div></div> 10.2%
3	置入性行銷太多	336	<div></div> 16.8%
4	節目分級不落實	75	<div></div> 3.7%
5	節目內容不佳	513	<div></div> 25.6%
6	節目內容同質化	293	<div></div> 14.6%
88	其他	130	<div></div> 6.5%
Warning: these figures indicate the number of cases found in the data file. They cannot be interpreted as summary statistics of the population of interest.			
# h5b.a: H5b. 以電視新聞以外的節目(例如:綜藝、戲劇、影集等)內容來說,請問你認為哪一項是目前臺灣電視節目最需要解決的問題?(其他)			
Information	[Type= discrete] [Format=character] [Missing=*]		
Statistics [NW/ W]	[Valid=130 /-] [Invalid=0 /-]		
Value	Label	Cases	Percentage
不知道/無意見		106	<div></div> 81.5%
以上皆非, 覺得現在節目都很好		21	<div></div> 16.2%
八點檔時間或戲劇內容太過冗長		3	<div></div> 2.3%
Warning: these figures indicate the number of cases found in the data file. They cannot be interpreted as summary statistics of the population of interest.			
# h5b.a0: H5b. 以電視新聞以外的節目(例如:綜藝、戲劇、影集等)內容來說,請問你認為哪一項是目前臺灣電視節目最需要解決的問題?(其他)			
Information	[Type= discrete] [Format=character] [Missing=*]		
Statistics [NW/ W]	[Valid=0 /-] [Invalid=0 /-]		
# h5b.a1: H5b. 以電視新聞以外的節目(例如:綜藝、戲劇、影集等)內容來說,請問你認為哪一項是目前臺灣電視節目最需要解決的問題?(其他)			
Information	[Type= discrete] [Format=character] [Missing=*]		
Statistics [NW/ W]	[Valid=0 /-] [Invalid=0 /-]		

# i1: I1. 整體來說,你對目前台灣的情況(包含政治、經濟、社會等各面向),是滿意還是不滿意?			
Information	[Type= discrete] [Format=numeric] [Range= 1-99] [Missing=*]		
Statistics [NW/ W]	[Valid=2002 /-] [Invalid=0 /-]		
Value	Label	Cases	Percentage
1	非常不滿意	341	<div><div></div></div> 17.0%
2	不太滿意	869	<div><div></div></div> 43.4%
3	普通	472	<div><div></div></div> 23.6%
4	還算滿意	249	<div><div></div></div> 12.4%
5	非常滿意	14	<div><div></div></div> 0.7%
95	拒答	4	<div><div></div></div> 0.2%
97	無意見	44	<div><div></div></div> 2.2%
99	不知道	9	<div><div></div></div> 0.4%
Warning: these figures indicate the number of cases found in the data file. They cannot be interpreted as summary statistics of the population of interest.			
# i2: I2. 請問你對馬英九擔任總統期間的整體表現滿不滿意?			
Information	[Type= discrete] [Format=numeric] [Range= 1-99] [Missing=*]		
Statistics [NW/ W]	[Valid=2002 /-] [Invalid=0 /-]		
Value	Label	Cases	Percentage
1	非常不滿意	555	<div><div></div></div> 27.7%
2	不太滿意	618	<div><div></div></div> 30.9%
3	普通	468	<div><div></div></div> 23.4%
4	還算滿意	219	<div><div></div></div> 10.9%
5	非常滿意	23	<div><div></div></div> 1.1%
95	拒答	20	<div><div></div></div> 1.0%
97	無意見	77	<div><div></div></div> 3.8%
99	不知道	22	<div><div></div></div> 1.1%
Warning: these figures indicate the number of cases found in the data file. They cannot be interpreted as summary statistics of the population of interest.			
# i3.1: I3. 以下這些議題,請問你認為哪一項是臺灣當前最重要的問題?(經濟)			
Information	[Type= discrete] [Format=numeric] [Range= 1-1] [Missing=*]		
Statistics [NW/ W]	[Valid=1202 /-] [Invalid=800 /-]		
Value	Label	Cases	Percentage
1	經濟	1202	<div><div></div></div> 100.0%
Sysmiss		800	
Warning: these figures indicate the number of cases found in the data file. They cannot be interpreted as summary statistics of the population of interest.			
# i3.2: I3. 以下這些議題,請問你認為哪一項是臺灣當前最重要的問題?(兩岸關係)			
Information	[Type= discrete] [Format=numeric] [Range= 1-1] [Missing=*]		
Statistics [NW/ W]	[Valid=310 /-] [Invalid=1692 /-]		
Value	Label	Cases	Percentage
1	兩岸關係	310	<div><div></div></div> 100.0%
Sysmiss		1692	
Warning: these figures indicate the number of cases found in the data file. They cannot be interpreted as summary statistics of the population of interest.			
# i3.3: I3. 以下這些議題,請問你認為哪一項是臺灣當前最重要的問題?(教育)			
Information	[Type= discrete] [Format=numeric] [Range= 1-1] [Missing=*]		
Statistics [NW/ W]	[Valid=650 /-] [Invalid=1352 /-]		

# i3.3: I3. 以下這些議題,請問你認為哪一項是臺灣當前最重要的問題?(教育)			
Value	Label	Cases	Percentage
1	教育	650	<div><div></div></div> 100.0%
Sysmiss		1352	
Warning: these figures indicate the number of cases found in the data file. They cannot be interpreted as summary statistics of the population of interest.			
# i3.4: I3. 以下這些議題,請問你認為哪一項是臺灣當前最重要的問題?(醫療)			
Information	[Type= discrete] [Format=numeric] [Range= 1-1] [Missing=*]		
Statistics [NW/ W]	[Valid=224 -] [Invalid=1778 -]		
Value	Label	Cases	Percentage
1	醫療	224	<div><div></div></div> 100.0%
Sysmiss		1778	
Warning: these figures indicate the number of cases found in the data file. They cannot be interpreted as summary statistics of the population of interest.			
# i3.5: I3. 以下這些議題,請問你認為哪一項是臺灣當前最重要的問題?(治安)			
Information	[Type= discrete] [Format=numeric] [Range= 1-1] [Missing=*]		
Statistics [NW/ W]	[Valid=388 -] [Invalid=1614 -]		
Value	Label	Cases	Percentage
1	治安	388	<div><div></div></div> 100.0%
Sysmiss		1614	
Warning: these figures indicate the number of cases found in the data file. They cannot be interpreted as summary statistics of the population of interest.			
# i3.6: I3. 以下這些議題,請問你認為哪一項是臺灣當前最重要的問題?(環保)			
Information	[Type= discrete] [Format=numeric] [Range= 1-1] [Missing=*]		
Statistics [NW/ W]	[Valid=200 -] [Invalid=1802 -]		
Value	Label	Cases	Percentage
1	環保	200	<div><div></div></div> 100.0%
Sysmiss		1802	
Warning: these figures indicate the number of cases found in the data file. They cannot be interpreted as summary statistics of the population of interest.			
# i3.7: I3. 以下這些議題,請問你認為哪一項是臺灣當前最重要的問題?(司法)			
Information	[Type= discrete] [Format=numeric] [Range= 1-1] [Missing=*]		
Statistics [NW/ W]	[Valid=238 -] [Invalid=1764 -]		
Value	Label	Cases	Percentage
1	司法	238	<div><div></div></div> 100.0%
Sysmiss		1764	
Warning: these figures indicate the number of cases found in the data file. They cannot be interpreted as summary statistics of the population of interest.			
# i3.8: I3. 以下這些議題,請問你認為哪一項是臺灣當前最重要的問題?(社會倫理與價值)			
Information	[Type= discrete] [Format=numeric] [Range= 1-1] [Missing=*]		
Statistics [NW/ W]	[Valid=271 -] [Invalid=1731 -]		
Value	Label	Cases	Percentage
1	社會倫理與價值	271	<div><div></div></div> 100.0%
Sysmiss		1731	
Warning: these figures indicate the number of cases found in the data file. They cannot be interpreted as summary statistics of the population of interest.			
# i3.9: I3. 以下這些議題,請問你認為哪一項是臺灣當前最重要的問題?(地方建設)			
Information	[Type= discrete] [Format=numeric] [Range= 1-1] [Missing=*]		
Statistics [NW/ W]	[Valid=92 -] [Invalid=1910 -]		

# i3.9: I3. 以下這些議題, 請問你認為哪一項是臺灣當前最重要的問題?(地方建設)			
Value	Label	Cases	Percentage
1	地方建設	92	<div><div></div></div> 100.0%
Sysmiss		1910	
Warning: these figures indicate the number of cases found in the data file. They cannot be interpreted as summary statistics of the population of interest.			
# i3.10: I3. 以下這些議題, 請問你認為哪一項是臺灣當前最重要的問題?			
Information	[Type= discrete] [Format=numeric] [Range= 1-1] [Missing=*]		
Statistics [NW/ W]	[Valid=161 -] [Invalid=1841 -]		
Value	Label	Cases	Percentage
1	國家認同	161	<div><div></div></div> 100.0%
Sysmiss		1841	
Warning: these figures indicate the number of cases found in the data file. They cannot be interpreted as summary statistics of the population of interest.			
# i3.11: I3. 以下這些議題, 請問你認為哪一項是臺灣當前最重要的問題?(食品安全)			
Information	[Type= discrete] [Format=numeric] [Range= 1-1] [Missing=*]		
Statistics [NW/ W]	[Valid=908 -] [Invalid=1094 -]		
Value	Label	Cases	Percentage
1	食品安全	908	<div><div></div></div> 100.0%
Sysmiss		1094	
Warning: these figures indicate the number of cases found in the data file. They cannot be interpreted as summary statistics of the population of interest.			
# i3.12: I3. 以下這些議題, 請問你認為哪一項是臺灣當前最重要的問題?(薪資所得)			
Information	[Type= discrete] [Format=numeric] [Range= 1-1] [Missing=*]		
Statistics [NW/ W]	[Valid=488 -] [Invalid=1514 -]		
Value	Label	Cases	Percentage
1	薪資所得	488	<div><div></div></div> 100.0%
Sysmiss		1514	
Warning: these figures indicate the number of cases found in the data file. They cannot be interpreted as summary statistics of the population of interest.			
# i3.13: I3. 以下這些議題, 請問你認為哪一項是臺灣當前最重要的問題?(水土保持)			
Information	[Type= discrete] [Format=numeric] [Range= 1-1] [Missing=*]		
Statistics [NW/ W]	[Valid=74 -] [Invalid=1928 -]		
Value	Label	Cases	Percentage
1	水土保持	74	<div><div></div></div> 100.0%
Sysmiss		1928	
Warning: these figures indicate the number of cases found in the data file. They cannot be interpreted as summary statistics of the population of interest.			
# i3.14: I3. 以下這些議題, 請問你認為哪一項是臺灣當前最重要的問題?(政黨對立)			
Information	[Type= discrete] [Format=numeric] [Range= 1-1] [Missing=*]		
Statistics [NW/ W]	[Valid=368 -] [Invalid=1634 -]		
Value	Label	Cases	Percentage
1	政黨對立	368	<div><div></div></div> 100.0%
Sysmiss		1634	
Warning: these figures indicate the number of cases found in the data file. They cannot be interpreted as summary statistics of the population of interest.			
# i3.88: I3. 以下這些議題, 請問你認為哪一項是臺灣當前最重要的問題?(其他)			
Information	[Type= discrete] [Format=numeric] [Range= 1-1] [Missing=*]		
Statistics [NW/ W]	[Valid=29 -] [Invalid=1973 -]		

# i3.88: I3. 以下這些議題,請問你認為哪一項是臺灣當前最重要的問題?(其他)			
Value	Label	Cases	Percentage
1	其他	29	<div><div></div></div> 100.0%
Sysmiss		1973	
Warning: these figures indicate the number of cases found in the data file. They cannot be interpreted as summary statistics of the population of interest.			
# i3.88.a: I3. 以下這些議題,請問你認為哪一項是臺灣當前最重要的問題?(其他)			
Information	[Type= discrete] [Format=character] [Missing=*]		
Statistics [NW/ W]	[Valid=29 /-] [Invalid=0 /-]		
Value	Label	Cases	Percentage
不知道		13	<div><div></div></div> 44.8%
國防		1	<div><div></div></div> 3.4%
國際化		2	<div><div></div></div> 6.9%
外交		1	<div><div></div></div> 3.4%
失業問題		1	<div><div></div></div> 3.4%
少子化		1	<div><div></div></div> 3.4%
政商關係太緊密		2	<div><div></div></div> 6.9%
政府資源分配不均		1	<div><div></div></div> 3.4%
無意見		7	<div><div></div></div> 24.1%
Warning: these figures indicate the number of cases found in the data file. They cannot be interpreted as summary statistics of the population of interest.			
# j1.1: J1.1. 請問你透過報紙接收政治和公共事務的頻率是?			
Information	[Type= discrete] [Format=numeric] [Range= 1-4] [Missing=*]		
Statistics [NW/ W]	[Valid=831 /-] [Invalid=1171 /-]		
Value	Label	Cases	Percentage
1	從來沒有	22	<div><div></div></div> 2.6%
2	很少	235	<div><div></div></div> 28.3%
3	有時	302	<div><div></div></div> 36.3%
4	經常	272	<div><div></div></div> 32.7%
Sysmiss		1171	
Warning: these figures indicate the number of cases found in the data file. They cannot be interpreted as summary statistics of the population of interest.			
# j1.2: J1.2. 請問你透過雜誌接收政治和公共事務的頻率是?			
Information	[Type= discrete] [Format=numeric] [Range= 1-4] [Missing=*]		
Statistics [NW/ W]	[Valid=658 /-] [Invalid=1344 /-]		
Value	Label	Cases	Percentage
1	從來沒有	92	<div><div></div></div> 14.0%
2	很少	343	<div><div></div></div> 52.1%
3	有時	173	<div><div></div></div> 26.3%
4	經常	50	<div><div></div></div> 7.6%
Sysmiss		1344	
Warning: these figures indicate the number of cases found in the data file. They cannot be interpreted as summary statistics of the population of interest.			
# j1.3: J1.3. 請問你透過廣播接收政治和公共事務的頻率是?			
Information	[Type= discrete] [Format=numeric] [Range= 1-4] [Missing=*]		
Statistics [NW/ W]	[Valid=768 /-] [Invalid=1234 /-]		

j1.3: J1.3. 請問你透過廣播接收政治和公共事務的頻率是？

Value	Label	Cases	Percentage
1	從來沒有	104	<div><div></div></div> 13.5%
2	很少	308	<div><div></div></div> 40.1%
3	有時	224	<div><div></div></div> 29.2%
4	經常	132	<div><div></div></div> 17.2%
Sysmiss		1234	

Warning: these figures indicate the number of cases found in the data file. They cannot be interpreted as summary statistics of the population of interest.

j1.4: J1.4. 請問你透過電視接收政治和公共事務的頻率是？

Information	[Type= discrete] [Format=numeric] [Range= 1-4] [Missing=*]
Statistics [NW/ W]	[Valid=1890 /-] [Invalid=112 /-]

Value	Label	Cases	Percentage
1	從來沒有	106	<div><div></div></div> 5.6%
2	很少	366	<div><div></div></div> 19.4%
3	有時	534	<div><div></div></div> 28.3%
4	經常	884	<div><div></div></div> 46.8%
Sysmiss		112	

Warning: these figures indicate the number of cases found in the data file. They cannot be interpreted as summary statistics of the population of interest.

j1.5: J1.5. 請問你透過網路(包含手機、平板、傳統電腦等)接收政治和公共事務的頻率是？

Information	[Type= discrete] [Format=numeric] [Range= 1-4] [Missing=*]
Statistics [NW/ W]	[Valid=1443 /-] [Invalid=559 /-]

Value	Label	Cases	Percentage
1	從來沒有	127	<div><div></div></div> 8.8%
2	很少	387	<div><div></div></div> 26.8%
3	有時	412	<div><div></div></div> 28.6%
4	經常	517	<div><div></div></div> 35.8%
Sysmiss		559	

Warning: these figures indicate the number of cases found in the data file. They cannot be interpreted as summary statistics of the population of interest.

j1.6: J1.6. 請問你透過臉書接收政治和公共事務的頻率是？

Information	[Type= discrete] [Format=numeric] [Range= 1-4] [Missing=*]
Statistics [NW/ W]	[Valid=1260 /-] [Invalid=742 /-]

Value	Label	Cases	Percentage
1	從來沒有	196	<div><div></div></div> 15.6%
2	很少	492	<div><div></div></div> 39.0%
3	有時	324	<div><div></div></div> 25.7%
4	經常	248	<div><div></div></div> 19.7%
Sysmiss		742	

Warning: these figures indicate the number of cases found in the data file. They cannot be interpreted as summary statistics of the population of interest.

# j1.7: J1.7. 請問你透過Youtube接收政治和公共事務的頻率是？			
Information	[Type= discrete] [Format=numeric] [Range= 1-5] [Missing=*]		
Statistics [NW/ W]	[Valid=1443 /-] [Invalid=559 /-]		
Value	Label	Cases	Percentage
1	從來沒有	578	<div><div></div></div> 40.1%
2	很少	524	<div><div></div></div> 36.3%
3	有時	235	<div><div></div></div> 16.3%
4	經常	85	<div><div></div></div> 5.9%
5	不適用	21	<div><div></div></div> 1.5%
Sysmiss		559	
Warning: these figures indicate the number of cases found in the data file. They cannot be interpreted as summary statistics of the population of interest.			
# j2.1: J2.1. 當你閱讀報紙上的政治或公共事務相關議題時, 你的注意程度為何？			
Information	[Type= discrete] [Format=numeric] [Range= 1-5] [Missing=*]		
Statistics [NW/ W]	[Valid=809 /-] [Invalid=1193 /-]		
Value	Label	Cases	Percentage
1	非常不注意	12	<div><div></div></div> 1.5%
2	不注意	137	<div><div></div></div> 16.9%
3	普通	253	<div><div></div></div> 31.3%
4	注意	342	<div><div></div></div> 42.3%
5	非常注意	65	<div><div></div></div> 8.0%
Sysmiss		1193	
Warning: these figures indicate the number of cases found in the data file. They cannot be interpreted as summary statistics of the population of interest.			
# j2.2: J2.2. 當你觀看雜誌上的政治或公共事務相關議題時, 你的注意程度為何？			
Information	[Type= discrete] [Format=numeric] [Range= 1-5] [Missing=*]		
Statistics [NW/ W]	[Valid=566 /-] [Invalid=1436 /-]		
Value	Label	Cases	Percentage
1	非常不注意	26	<div><div></div></div> 4.6%
2	不注意	137	<div><div></div></div> 24.2%
3	普通	206	<div><div></div></div> 36.4%
4	注意	175	<div><div></div></div> 30.9%
5	非常注意	22	<div><div></div></div> 3.9%
Sysmiss		1436	
Warning: these figures indicate the number of cases found in the data file. They cannot be interpreted as summary statistics of the population of interest.			
# j2.3: J2.3. 當你聽廣播上的政治或公共事務相關議題時, 你的注意程度為何？			
Information	[Type= discrete] [Format=numeric] [Range= 1-5] [Missing=*]		
Statistics [NW/ W]	[Valid=664 /-] [Invalid=1338 /-]		
Value	Label	Cases	Percentage
1	非常不注意	21	<div><div></div></div> 3.2%
2	不注意	165	<div><div></div></div> 24.8%
3	普通	217	<div><div></div></div> 32.7%
4	注意	231	<div><div></div></div> 34.8%
5	非常注意	30	<div><div></div></div> 4.5%
Sysmiss		1338	
Warning: these figures indicate the number of cases found in the data file. They cannot be interpreted as summary statistics of the population of interest.			

# j2.4: J2.4. 當你觀看電視上所報導的政治或公共事務相關議題時, 你的注意程度為何?			
Information	[Type= discrete] [Format=numeric] [Range= 1-5] [Missing=*]		
Statistics [NW/ W]	[Valid=1784 /-] [Invalid=218 /-]		
Value	Label	Cases	Percentage
1	非常不注意	48	<div><div></div></div> 2.7%
2	不注意	276	<div><div></div></div> 15.5%
3	普通	499	<div><div></div></div> 28.0%
4	注意	812	<div><div></div></div> 45.5%
5	非常注意	149	<div><div></div></div> 8.4%
Sysmiss		218	
Warning: these figures indicate the number of cases found in the data file. They cannot be interpreted as summary statistics of the population of interest.			
# j2.5: J2.5. 當你觀看網路上的政治或公共事務相關議題報導時, 你的注意程度為何?			
Information	[Type= discrete] [Format=numeric] [Range= 1-5] [Missing=*]		
Statistics [NW/ W]	[Valid=1316 /-] [Invalid=686 /-]		
Value	Label	Cases	Percentage
1	非常不注意	48	<div><div></div></div> 3.6%
2	不注意	278	<div><div></div></div> 21.1%
3	普通	419	<div><div></div></div> 31.8%
4	注意	478	<div><div></div></div> 36.3%
5	非常注意	93	<div><div></div></div> 7.1%
Sysmiss		686	
Warning: these figures indicate the number of cases found in the data file. They cannot be interpreted as summary statistics of the population of interest.			
# k1: K1. 請問你有多關心2016年的總統大選, 是關心還是不關心?			
Information	[Type= discrete] [Format=numeric] [Range= 1-5] [Missing=*]		
Statistics [NW/ W]	[Valid=2002 /-] [Invalid=0 /-]		
Value	Label	Cases	Percentage
1	非常不關心	84	<div><div></div></div> 4.2%
2	不太關心	312	<div><div></div></div> 15.6%
3	普通	468	<div><div></div></div> 23.4%
4	還算關心	814	<div><div></div></div> 40.7%
5	非常關心	324	<div><div></div></div> 16.2%
Warning: these figures indicate the number of cases found in the data file. They cannot be interpreted as summary statistics of the population of interest.			
# k2a: K2a. 請問你在這個選舉期間平均每一個禮拜看幾天電視上的選舉新聞?			
Information	[Type= continuous] [Format=numeric] [Range= 0-7] [Missing=*]		
Statistics [NW/ W]	[Valid=1829 /-] [Invalid=173 /-]		
Value	Label	Cases	Percentage
0	跳答至K3a	333	<div><div></div></div> 100.0%
Warning: these figures indicate the number of cases found in the data file. They cannot be interpreted as summary statistics of the population of interest.			
# k2b.1: K2b.在這個選舉期間, 請問你最常看哪幾台的選舉新聞?(台視)			
Information	[Type= discrete] [Format=numeric] [Range= 1-1] [Missing=*]		
Statistics [NW/ W]	[Valid=190 /-] [Invalid=1812 /-]		
Value	Label	Cases	Percentage
1	台視	190	<div><div></div></div> 100.0%
Sysmiss		1812	

# k2b.1: K2b.在這個選舉期間,請問你最常看哪幾台的選舉新聞?(台視)			
Warning: these figures indicate the number of cases found in the data file. They cannot be interpreted as summary statistics of the population of interest.			
# k2b.2: K2b.在這個選舉期間,請問你最常看哪幾台的選舉新聞?(中視)			
Information	[Type= discrete] [Format=numeric] [Range= 1-1] [Missing=*]		
Statistics [NW/ W]	[Valid=209 -] [Invalid=1793 -]		
Value	Label	Cases	Percentage
1	中視	209	100.0%
Sysmiss		1793	
Warning: these figures indicate the number of cases found in the data file. They cannot be interpreted as summary statistics of the population of interest.			
# k2b.3: K2b.在這個選舉期間,請問你最常看哪幾台的選舉新聞?(華視)			
Information	[Type= discrete] [Format=numeric] [Range= 1-1] [Missing=*]		
Statistics [NW/ W]	[Valid=161 -] [Invalid=1841 -]		
Value	Label	Cases	Percentage
1	華視	161	100.0%
Sysmiss		1841	
Warning: these figures indicate the number of cases found in the data file. They cannot be interpreted as summary statistics of the population of interest.			
# k2b.4: K2b.在這個選舉期間,請問你最常看哪幾台的選舉新聞?(民視)			
Information	[Type= discrete] [Format=numeric] [Range= 1-1] [Missing=*]		
Statistics [NW/ W]	[Valid=480 -] [Invalid=1522 -]		
Value	Label	Cases	Percentage
1	民視	480	100.0%
Sysmiss		1522	
Warning: these figures indicate the number of cases found in the data file. They cannot be interpreted as summary statistics of the population of interest.			
# k2b.5: K2b.在這個選舉期間,請問你最常看哪幾台的選舉新聞?(TVBS)			
Information	[Type= discrete] [Format=numeric] [Range= 1-1] [Missing=*]		
Statistics [NW/ W]	[Valid=586 -] [Invalid=1416 -]		
Value	Label	Cases	Percentage
1	TVBS	586	100.0%
Sysmiss		1416	
Warning: these figures indicate the number of cases found in the data file. They cannot be interpreted as summary statistics of the population of interest.			
# k2b.6: K2b.在這個選舉期間,請問你最常看哪幾台的選舉新聞?(三立)			
Information	[Type= discrete] [Format=numeric] [Range= 1-1] [Missing=*]		
Statistics [NW/ W]	[Valid=552 -] [Invalid=1450 -]		
Value	Label	Cases	Percentage
1	三立	552	100.0%
Sysmiss		1450	
Warning: these figures indicate the number of cases found in the data file. They cannot be interpreted as summary statistics of the population of interest.			
# k2b.7: K2b.在這個選舉期間,請問你最常看哪幾台的選舉新聞?(東森)			
Information	[Type= discrete] [Format=numeric] [Range= 1-1] [Missing=*]		
Statistics [NW/ W]	[Valid=377 -] [Invalid=1625 -]		
Value	Label	Cases	Percentage
1	東森	377	100.0%
Sysmiss		1625	

# k2b.7: K2b.在這個選舉期間,請問你最常看哪幾台的選舉新聞?(東森)			
Warning: these figures indicate the number of cases found in the data file. They cannot be interpreted as summary statistics of the population of interest.			
# k2b.8: K2b.在這個選舉期間,請問你最常看哪幾台的選舉新聞?(中天)			
Information	[Type= discrete] [Format=numeric] [Range= 1-1] [Missing=*]		
Statistics [NW/ W]	[Valid=361 -] [Invalid=1641 -]		
Value	Label	Cases	Percentage
1	中天	361	100.0%
Sysmiss		1641	
Warning: these figures indicate the number of cases found in the data file. They cannot be interpreted as summary statistics of the population of interest.			
# k2b.9: K2b.在這個選舉期間,請問你最常看哪幾台的選舉新聞?(年代)			
Information	[Type= discrete] [Format=numeric] [Range= 1-1] [Missing=*]		
Statistics [NW/ W]	[Valid=292 -] [Invalid=1710 -]		
Value	Label	Cases	Percentage
1	年代	292	100.0%
Sysmiss		1710	
Warning: these figures indicate the number of cases found in the data file. They cannot be interpreted as summary statistics of the population of interest.			
# k2b.10: K2b.在這個選舉期間,請問你最常看哪幾台的選舉新聞?(八大)			
Information	[Type= discrete] [Format=numeric] [Range= 1-1] [Missing=*]		
Statistics [NW/ W]	[Valid=22 -] [Invalid=1980 -]		
Value	Label	Cases	Percentage
1	八大	22	100.0%
Sysmiss		1980	
Warning: these figures indicate the number of cases found in the data file. They cannot be interpreted as summary statistics of the population of interest.			
# k2b.11: K2b.在這個選舉期間,請問你最常看哪幾台的選舉新聞?(非凡)			
Information	[Type= discrete] [Format=numeric] [Range= 1-1] [Missing=*]		
Statistics [NW/ W]	[Valid=78 -] [Invalid=1924 -]		
Value	Label	Cases	Percentage
1	非凡	78	100.0%
Sysmiss		1924	
Warning: these figures indicate the number of cases found in the data file. They cannot be interpreted as summary statistics of the population of interest.			
# k2b.12: K2b.在這個選舉期間,請問你最常看哪幾台的選舉新聞?(大愛)			
Information	[Type= discrete] [Format=numeric] [Range= 1-1] [Missing=*]		
Statistics [NW/ W]	[Valid=30 -] [Invalid=1972 -]		
Value	Label	Cases	Percentage
1	大愛	30	100.0%
Sysmiss		1972	
Warning: these figures indicate the number of cases found in the data file. They cannot be interpreted as summary statistics of the population of interest.			
# k2b.13: K2b.在這個選舉期間,請問你最常看哪幾台的選舉新聞?(公視)			
Information	[Type= discrete] [Format=numeric] [Range= 1-1] [Missing=*]		
Statistics [NW/ W]	[Valid=81 -] [Invalid=1921 -]		
Value	Label	Cases	Percentage
1	公視	81	100.0%
Sysmiss		1921	

# k2b.13: K2b.在這個選舉期間,請問你最常看哪幾台的選舉新聞?(公視)			
Warning: these figures indicate the number of cases found in the data file. They cannot be interpreted as summary statistics of the population of interest.			
# k2b.14: K2b.在這個選舉期間,請問你最常看哪幾台的選舉新聞?(客家)			
Information	[Type= discrete] [Format=numeric] [Range= 1-1] [Missing=*]		
Statistics [NW/ W]	[Valid=7 -/] [Invalid=1995 -/]		
Value	Label	Cases	Percentage
1	客家	7	100.0%
Sysmiss		1995	
Warning: these figures indicate the number of cases found in the data file. They cannot be interpreted as summary statistics of the population of interest.			
# k2b.15: K2b.在這個選舉期間,請問你最常看哪幾台的選舉新聞?(原住民)			
Information	[Type= discrete] [Format=numeric] [Range= 1-1] [Missing=*]		
Statistics [NW/ W]	[Valid=1 -/] [Invalid=2001 -/]		
Value	Label	Cases	Percentage
1	原住民	1	100.0%
Sysmiss		2001	
Warning: these figures indicate the number of cases found in the data file. They cannot be interpreted as summary statistics of the population of interest.			
# k2b.16: K2b.在這個選舉期間,請問你最常看哪幾台的選舉新聞?(華衛)			
Information	[Type= discrete] [Format=numeric] [Range= 1-1] [Missing=*]		
Statistics [NW/ W]	[Valid=2 -/] [Invalid=2000 -/]		
Value	Label	Cases	Percentage
1	華衛	2	100.0%
Sysmiss		2000	
Warning: these figures indicate the number of cases found in the data file. They cannot be interpreted as summary statistics of the population of interest.			
# k2b.17: K2b.在這個選舉期間,請問你最常看哪幾台的選舉新聞?(華人商業台)			
Information	[Type= discrete] [Format=numeric] [Range= 1-1] [Missing=*]		
Statistics [NW/ W]	[Valid=1 -/] [Invalid=2001 -/]		
Value	Label	Cases	Percentage
1	華人商業台	1	100.0%
Sysmiss		2001	
Warning: these figures indicate the number of cases found in the data file. They cannot be interpreted as summary statistics of the population of interest.			
# k2b.18: K2b.在這個選舉期間,請問你最常看哪幾台的選舉新聞?(人間)			
Information	[Type= discrete] [Format=numeric] [Range= 1-1] [Missing=*]		
Statistics [NW/ W]	[Valid=2 -/] [Invalid=2000 -/]		
Value	Label	Cases	Percentage
1	人間	2	100.0%
Sysmiss		2000	
Warning: these figures indicate the number of cases found in the data file. They cannot be interpreted as summary statistics of the population of interest.			
# k2b.19: K2b.在這個選舉期間,請問你最常看哪幾台的選舉新聞?(壹電視)			
Information	[Type= discrete] [Format=numeric] [Range= 1-1] [Missing=*]		
Statistics [NW/ W]	[Valid=201 -/] [Invalid=1801 -/]		
Value	Label	Cases	Percentage
1	壹電視	201	100.0%
Sysmiss		1801	

# k2b.19: K2b.在這個選舉期間,請問你最常看哪幾台的選舉新聞?(壹電視)			
Warning: these figures indicate the number of cases found in the data file. They cannot be interpreted as summary statistics of the population of interest.			
# k2b.20: K2b.在這個選舉期間,請問你最常看哪幾台的選舉新聞?(都看)			
Information	[Type= discrete] [Format=numeric] [Range= 1-1] [Missing=*]		
Statistics [NW/ W]	[Valid=16 /-] [Invalid=1986 /-]		
Value	Label	Cases	Percentage
1	都看	16	100.0%
Sysmiss		1986	
Warning: these figures indicate the number of cases found in the data file. They cannot be interpreted as summary statistics of the population of interest.			
# k2b.96: K2b.在這個選舉期間,請問你最常看哪幾台的選舉新聞?(看情形)			
Information	[Type= discrete] [Format=numeric] [Range= 1-1] [Missing=*]		
Statistics [NW/ W]	[Valid=9 /-] [Invalid=1993 /-]		
Value	Label	Cases	Percentage
1	看情形	9	100.0%
Sysmiss		1993	
Warning: these figures indicate the number of cases found in the data file. They cannot be interpreted as summary statistics of the population of interest.			
# k2b.97: K2b.在這個選舉期間,請問你最常看哪幾台的選舉新聞?(無意見)			
Information	[Type= discrete] [Format=numeric] [Range= 1-1] [Missing=*]		
Statistics [NW/ W]	[Valid=1 /-] [Invalid=2001 /-]		
Value	Label	Cases	Percentage
1	無意見	1	100.0%
Sysmiss		2001	
Warning: these figures indicate the number of cases found in the data file. They cannot be interpreted as summary statistics of the population of interest.			
# k2b.95: K2b.在這個選舉期間,請問你最常看哪幾台的選舉新聞?(拒答)			
Information	[Type= discrete] [Format=numeric] [Range= 1-1] [Missing=*]		
Statistics [NW/ W]	[Valid=0 /-] [Invalid=2002 /-]		
Value	Label	Cases	Percentage
1	拒答	0	
Sysmiss		2002	
Warning: these figures indicate the number of cases found in the data file. They cannot be interpreted as summary statistics of the population of interest.			
# k2b.99: K2b.在這個選舉期間,請問你最常看哪幾台的選舉新聞?(不知道)			
Information	[Type= discrete] [Format=numeric] [Range= 1-1] [Missing=*]		
Statistics [NW/ W]	[Valid=8 /-] [Invalid=1994 /-]		
Value	Label	Cases	Percentage
1	不知道	8	100.0%
Sysmiss		1994	
Warning: these figures indicate the number of cases found in the data file. They cannot be interpreted as summary statistics of the population of interest.			
# k2c: K2c.在你常看的這幾個新聞台中,你認為它們的新聞內容大概是偏好泛藍政黨或泛綠政黨?			
Information	[Type= discrete] [Format=numeric] [Range= 1-99] [Missing=*]		
Statistics [NW/ W]	[Valid=1496 /-] [Invalid=506 /-]		
Value	Label	Cases	Percentage
1	都是藍	25	1.7%
2	大部分是藍	120	8.0%

k2c: K2c. 在你常看的這幾個新聞台中,你認為它們的新聞內容大概是偏好泛藍政黨或泛綠政黨?

Value	Label	Cases	Percentage
3	一半一半	740	<div><div></div></div> 49.5%
4	大部分是綠	198	<div><div></div></div> 13.2%
5	都是綠	39	<div><div></div></div> 2.6%
6	沒有偏藍或偏綠	186	<div><div></div></div> 12.4%
95	拒答	5	<div><div></div></div> 0.3%
96	看情形	73	<div><div></div></div> 4.9%
97	無意見	47	<div><div></div></div> 3.1%
99	不知道	63	<div><div></div></div> 4.2%
Sysmiss		506	

Warning: these figures indicate the number of cases found in the data file. They cannot be interpreted as summary statistics of the population of interest.

k3a: K3a. 請問你在這個選舉期間平均每一個禮拜有幾天會收看談話性政論節目?

Information	[Type= continuous] [Format=numeric] [Range= 0-7] [Missing=*]
Statistics [NW/ W]	[Valid=1890 /-] [Invalid=112 /-]

Value	Label	Cases	Percentage
0	跳答至K4a	1059	<div><div></div></div> 100.0%

Warning: these figures indicate the number of cases found in the data file. They cannot be interpreted as summary statistics of the population of interest.

k3b.1: K3b.在這個選舉期間,請問你最常收看哪幾台的談話性政論節目?(三立新台灣加油)

Information	[Type= discrete] [Format=numeric] [Range= 1-1] [Missing=*]
Statistics [NW/ W]	[Valid=173 /-] [Invalid=1829 /-]

Value	Label	Cases	Percentage
1	三立新台灣加油	173	<div><div></div></div> 100.0%
Sysmiss		1829	

Warning: these figures indicate the number of cases found in the data file. They cannot be interpreted as summary statistics of the population of interest.

k3b.2: K3b.在這個選舉期間,請問你最常收看哪幾台的談話性政論節目?(三立驚爆新聞線)

Information	[Type= discrete] [Format=numeric] [Range= 1-1] [Missing=*]
Statistics [NW/ W]	[Valid=67 /-] [Invalid=1935 /-]

Value	Label	Cases	Percentage
1	三立驚爆新聞線	67	<div><div></div></div> 100.0%
Sysmiss		1935	

Warning: these figures indicate the number of cases found in the data file. They cannot be interpreted as summary statistics of the population of interest.

k3b.3: K3b.在這個選舉期間,請問你最常收看哪幾台的談話性政論節目?(壹電視正晶限時批)

Information	[Type= discrete] [Format=numeric] [Range= 1-1] [Missing=*]
Statistics [NW/ W]	[Valid=179 /-] [Invalid=1823 /-]

Value	Label	Cases	Percentage
1	壹電視正晶限時批	179	<div><div></div></div> 100.0%
Sysmiss		1823	

Warning: these figures indicate the number of cases found in the data file. They cannot be interpreted as summary statistics of the population of interest.

k3b.4: K3b.在這個選舉期間,請問你最常收看哪幾台的談話性政論節目?(中天新聞龍捲風)

Information	[Type= discrete] [Format=numeric] [Range= 1-1] [Missing=*]
Statistics [NW/ W]	[Valid=161 /-] [Invalid=1841 /-]

# k3b.4: K3b. 在這個選舉期間,請問你最常收看哪幾台的談話性政論節目?(中天新聞龍捲風)			
Value	Label	Cases	Percentage
1	中天新聞龍捲風	161	<div><div></div></div> 100.0%
Sysmiss		1841	
Warning: these figures indicate the number of cases found in the data file. They cannot be interpreted as summary statistics of the population of interest.			
# k3b.5: K3b. 在這個選舉期間,請問你最常收看哪幾台的談話性政論節目?(民視挑戰新聞)			
Information	[Type= discrete] [Format=numeric] [Range= 1-1] [Missing=*]		
Statistics [NW/ W]	[Valid=50 -/] [Invalid=1952 -/]		
Value	Label	Cases	Percentage
1	民視挑戰新聞	50	<div><div></div></div> 100.0%
Sysmiss		1952	
Warning: these figures indicate the number of cases found in the data file. They cannot be interpreted as summary statistics of the population of interest.			
# k3b.6: K3b. 在這個選舉期間,請問你最常收看哪幾台的談話性政論節目?(TVBS少康戰情室)			
Information	[Type= discrete] [Format=numeric] [Range= 1-1] [Missing=*]		
Statistics [NW/ W]	[Valid=114 -/] [Invalid=1888 -/]		
Value	Label	Cases	Percentage
1	TVBS少康戰情室	114	<div><div></div></div> 100.0%
Sysmiss		1888	
Warning: these figures indicate the number of cases found in the data file. They cannot be interpreted as summary statistics of the population of interest.			
# k3b.7: K3b. 在這個選舉期間,請問你最常收看哪幾台的談話性政論節目?(中天新聞深喉嚨)			
Information	[Type= discrete] [Format=numeric] [Range= 1-1] [Missing=*]		
Statistics [NW/ W]	[Valid=69 -/] [Invalid=1933 -/]		
Value	Label	Cases	Percentage
1	中天新聞深喉嚨	69	<div><div></div></div> 100.0%
Sysmiss		1933	
Warning: these figures indicate the number of cases found in the data file. They cannot be interpreted as summary statistics of the population of interest.			
# k3b.8: K3b. 在這個選舉期間,請問你最常收看哪幾台的談話性政論節目?(TVBS少康會客室)			
Information	[Type= discrete] [Format=numeric] [Range= 1-1] [Missing=*]		
Statistics [NW/ W]	[Valid=80 -/] [Invalid=1922 -/]		
Value	Label	Cases	Percentage
1	TVBS少康會客室	80	<div><div></div></div> 100.0%
Sysmiss		1922	
Warning: these figures indicate the number of cases found in the data file. They cannot be interpreted as summary statistics of the population of interest.			
# k3b.9: K3b. 在這個選舉期間,請問你最常收看哪幾台的談話性政論節目?(JET綜合台2000新聞挖挖哇)			
Information	[Type= discrete] [Format=numeric] [Range= 1-1] [Missing=*]		
Statistics [NW/ W]	[Valid=168 -/] [Invalid=1834 -/]		
Value	Label	Cases	Percentage
1	JET綜合台2000新聞挖挖哇	168	<div><div></div></div> 100.0%
Sysmiss		1834	
Warning: these figures indicate the number of cases found in the data file. They cannot be interpreted as summary statistics of the population of interest.			
# k3b.10: K3b. 在這個選舉期間,請問你最常收看哪幾台的談話性政論節目?(年代新聞面對面)			
Information	[Type= discrete] [Format=numeric] [Range= 1-1] [Missing=*]		
Statistics [NW/ W]	[Valid=264 -/] [Invalid=1738 -/]		

# k3b.10: K3b. 在這個選舉期間,請問你最常收看哪幾台的談話性政論節目?(年代新聞面對面)			
Value	Label	Cases	Percentage
1	年代新聞面對面	264	<div><div></div></div> 100.0%
Sysmiss		1738	
Warning: these figures indicate the number of cases found in the data file. They cannot be interpreted as summary statistics of the population of interest.			
# k3b.11: K3b. 在這個選舉期間,請問你最常收看哪幾台的談話性政論節目?(民視頭家來開講)			
Information	[Type= discrete] [Format=numeric] [Range= 1-1] [Missing=*]		
Statistics [NW/ W]	[Valid=93 /-] [Invalid=1909 /-]		
Value	Label	Cases	Percentage
1	民視頭家來開講	93	<div><div></div></div> 100.0%
Sysmiss		1909	
Warning: these figures indicate the number of cases found in the data file. They cannot be interpreted as summary statistics of the population of interest.			
# k3b.12: K3b. 在這個選舉期間,請問你最常收看哪幾台的談話性政論節目?(三立 54 新觀點)			
Information	[Type= discrete] [Format=numeric] [Range= 1-1] [Missing=*]		
Statistics [NW/ W]	[Valid=122 /-] [Invalid=1880 /-]		
Value	Label	Cases	Percentage
1	三立54新觀點	122	<div><div></div></div> 100.0%
Sysmiss		1880	
Warning: these figures indicate the number of cases found in the data file. They cannot be interpreted as summary statistics of the population of interest.			
# k3b.13: K3b. 在這個選舉期間,請問你最常收看哪幾台的談話性政論節目?(東森關鍵時刻)			
Information	[Type= discrete] [Format=numeric] [Range= 1-1] [Missing=*]		
Statistics [NW/ W]	[Valid=197 /-] [Invalid=1805 /-]		
Value	Label	Cases	Percentage
1	東森關鍵時刻	197	<div><div></div></div> 100.0%
Sysmiss		1805	
Warning: these figures indicate the number of cases found in the data file. They cannot be interpreted as summary statistics of the population of interest.			
# k3b.14: K3b. 在這個選舉期間,請問你最常收看哪幾台的談話性政論節目?(三立前進新台灣)			
Information	[Type= discrete] [Format=numeric] [Range= 1-1] [Missing=*]		
Statistics [NW/ W]	[Valid=74 /-] [Invalid=1928 /-]		
Value	Label	Cases	Percentage
1	三立前進新台灣	74	<div><div></div></div> 100.0%
Sysmiss		1928	
Warning: these figures indicate the number of cases found in the data file. They cannot be interpreted as summary statistics of the population of interest.			
# k3b.15: K3b. 在這個選舉期間,請問你最常收看哪幾台的談話性政論節目?(壹電視壹起來翻轉)			
Information	[Type= discrete] [Format=numeric] [Range= 1-1] [Missing=*]		
Statistics [NW/ W]	[Valid=51 /-] [Invalid=1951 /-]		
Value	Label	Cases	Percentage
1	壹電視壹起來翻轉	51	<div><div></div></div> 100.0%
Sysmiss		1951	
Warning: these figures indicate the number of cases found in the data file. They cannot be interpreted as summary statistics of the population of interest.			
# k3b.16: K3b. 在這個選舉期間,請問你最常收看哪幾台的談話性政論節目?(公視有話好說)			
Information	[Type= discrete] [Format=numeric] [Range= 1-1] [Missing=*]		
Statistics [NW/ W]	[Valid=33 /-] [Invalid=1969 /-]		

k3b.16: K3b.在這個選舉期間,請問你最常收看哪幾台的談話性政論節目?(公視有話好說)

Value	Label	Cases	Percentage
1	公視有話好說	33	<div></div> 100.0%
Sysmiss		1969	

Warning: these figures indicate the number of cases found in the data file. They cannot be interpreted as summary statistics of the population of interest.

# k3b.17: K3b. 在這個選舉期間,請問你最常收看哪幾台的談話性政論節目?(中視網路酸辣湯)			
Information		[Type= discrete] [Format=numeric] [Range= 1-1] [Missing=*]	
Statistics [NW/ W]		[Valid=30 /-] [Invalid=1972 /-]	
Value	Label	Cases	Percentage
1	中視網路酸辣湯	30	100.0%
Sysmiss		1972	
<i>Warning: these figures indicate the number of cases found in the data file. They cannot be interpreted as summary statistics of the population of interest.</i>			
# k3b.18: K3b. 在這個選舉期間,請問你最常收看哪幾台的談話性政論節目?(民視大家講看嘍)			
Information		[Type= discrete] [Format=numeric] [Range= 1-1] [Missing=*]	
Statistics [NW/ W]		[Valid=24 /-] [Invalid=1978 /-]	
Value	Label	Cases	Percentage
1	民視大家講看嘍	24	100.0%
Sysmiss		1978	
<i>Warning: these figures indicate the number of cases found in the data file. They cannot be interpreted as summary statistics of the population of interest.</i>			
# k3b.19: K3b. 在這個選舉期間,請問你最常收看哪幾台的談話性政論節目?(年代新聞追追追)			
Information		[Type= discrete] [Format=numeric] [Range= 1-1] [Missing=*]	
Statistics [NW/ W]		[Valid=88 /-] [Invalid=1914 /-]	
Value	Label	Cases	Percentage
1	年代新聞追追追	88	100.0%
Sysmiss		1914	
<i>Warning: these figures indicate the number of cases found in the data file. They cannot be interpreted as summary statistics of the population of interest.</i>			
# k3b.20: K3b. 在這個選舉期間,請問你最常收看哪幾台的談話性政論節目?(年代高峰會)			
Information		[Type= discrete] [Format=numeric] [Range= 1-1] [Missing=*]	
Statistics [NW/ W]		[Valid=20 /-] [Invalid=1982 /-]	
Value	Label	Cases	Percentage
1	年代高峰會	20	100.0%
Sysmiss		1982	
<i>Warning: these figures indicate the number of cases found in the data file. They cannot be interpreted as summary statistics of the population of interest.</i>			
# k3b.21: K3b. 在這個選舉期間,請問你最常收看哪幾台的談話性政論節目?(年代向錢看)			
Information		[Type= discrete] [Format=numeric] [Range= 1-1] [Missing=*]	
Statistics [NW/ W]		[Valid=42 /-] [Invalid=1960 /-]	
Value	Label	Cases	Percentage
1	年代向錢看	42	100.0%
Sysmiss		1960	
<i>Warning: these figures indicate the number of cases found in the data file. They cannot be interpreted as summary statistics of the population of interest.</i>			
# k3b.22: K3b. 在這個選舉期間,請問你最常收看哪幾台的談話性政論節目?(中天全球現場)			
Information		[Type= discrete] [Format=numeric] [Range= 1-1] [Missing=*]	
Statistics [NW/ W]		[Valid=17 /-] [Invalid=1985 /-]	
Value	Label	Cases	Percentage
1	中天全球現場	17	100.0%
Sysmiss		1985	
<i>Warning: these figures indicate the number of cases found in the data file. They cannot be interpreted as summary statistics of the population of interest.</i>			

# k3b.23: K3b. 在這個選舉期間,請問你最常收看哪幾台的談話性政論節目?(公視南部開講)			
Information		[Type= discrete] [Format=numeric] [Range= 1-1] [Missing=*]	
Statistics [NW/ W]		[Valid=8 /-] [Invalid=1994 /-]	
Value	Label	Cases	Percentage
1	公視南部開講	8	<div><div></div></div> 100.0%
Sysmiss		1994	
<i>Warning: these figures indicate the number of cases found in the data file. They cannot be interpreted as summary statistics of the population of interest.</i>			
# k3b.24: K3b. 在這個選舉期間,請問你最常收看哪幾台的談話性政論節目?(華視新聞廣場)			
Information		[Type= discrete] [Format=numeric] [Range= 1-1] [Missing=*]	
Statistics [NW/ W]		[Valid=28 /-] [Invalid=1974 /-]	
Value	Label	Cases	Percentage
1	華視新聞廣場	28	<div><div></div></div> 100.0%
Sysmiss		1974	
<i>Warning: these figures indicate the number of cases found in the data file. They cannot be interpreted as summary statistics of the population of interest.</i>			
# k3b.88: K3b. 在這個選舉期間,請問你最常收看哪幾台的談話性政論節目?(其他)			
Information		[Type= discrete] [Format=numeric] [Range= 1-1] [Missing=*]	
Statistics [NW/ W]		[Valid=9 /-] [Invalid=1993 /-]	
Value	Label	Cases	Percentage
1	其他	9	<div><div></div></div> 100.0%
Sysmiss		1993	
<i>Warning: these figures indicate the number of cases found in the data file. They cannot be interpreted as summary statistics of the population of interest.</i>			
# k3b.88.a: K3b. 在這個選舉期間,請問你最常收看哪幾台的談話性政論節目?(其他)			
Information		[Type= discrete] [Format=character] [Missing=*]	
Statistics [NW/ W]		[Valid=9 /-] [Invalid=0 /-]	
Value	Label	Cases	Percentage
沒注意節目名稱		9	<div><div></div></div> 100.0%
<i>Warning: these figures indicate the number of cases found in the data file. They cannot be interpreted as summary statistics of the population of interest.</i>			
# k3c: K3c. 在你常看的這幾台談話性政論節目中,你認為它們的內容大概是偏好泛藍政黨或泛綠政黨?			
Information		[Type= discrete] [Format=numeric] [Range= 1-99] [Missing=*]	
Statistics [NW/ W]		[Valid=831 /-] [Invalid=1171 /-]	
Value	Label	Cases	Percentage
1	都是藍	9	<div><div></div></div> 1.1%
2	大部分是藍	63	<div><div></div></div> 7.6%
3	一半一半	377	<div><div></div></div> 45.4%
4	大部分是綠	168	<div><div></div></div> 20.2%
5	都是綠	39	<div><div></div></div> 4.7%
6	沒有偏藍或偏綠	86	<div><div></div></div> 10.3%
95	拒答	4	<div><div></div></div> 0.5%
96	看情形	49	<div><div></div></div> 5.9%
97	無意見	17	<div><div></div></div> 2.0%
99	不知道	19	<div><div></div></div> 2.3%
Sysmiss		1171	
<i>Warning: these figures indicate the number of cases found in the data file. They cannot be interpreted as summary statistics of the population of interest.</i>			

# k4a: K4a. 在這個選舉期間,請問你平均每一個禮拜有幾天會看報紙上的選舉新聞?			
Information		[Type= continuous] [Format=numeric] [Range= 0-7] [Missing=*]	
Statistics [NW/ W]		[Valid=831 -/] [Invalid=1171 -/] [Mean=2.951 -/] [StdDev=2.887 -/]	
# k4b.1: K4b. 在這個選舉期間,請問你最常看哪幾份報紙?(自由時報)			
Information		[Type= discrete] [Format=numeric] [Range= 1-1] [Missing=*]	
Statistics [NW/ W]		[Valid=331 -/] [Invalid=1671 -/]	
Value	Label	Cases	Percentage
1	自由時報	331	<div><div></div></div> 100.0%
Sysmiss		1671	
Warning: these figures indicate the number of cases found in the data file. They cannot be interpreted as summary statistics of the population of interest.			
# k4b.2: K4b. 在這個選舉期間,請問你最常看哪幾份報紙?(蘋果日報)			
Information		[Type= discrete] [Format=numeric] [Range= 1-1] [Missing=*]	
Statistics [NW/ W]		[Valid=282 -/] [Invalid=1720 -/]	
Value	Label	Cases	Percentage
1	蘋果日報	282	<div><div></div></div> 100.0%
Sysmiss		1720	
Warning: these figures indicate the number of cases found in the data file. They cannot be interpreted as summary statistics of the population of interest.			
# k4b.3: K4b. 在這個選舉期間,請問你最常看哪幾份報紙?(聯合報)			
Information		[Type= discrete] [Format=numeric] [Range= 1-1] [Missing=*]	
Statistics [NW/ W]		[Valid=185 -/] [Invalid=1817 -/]	
Value	Label	Cases	Percentage
1	聯合報	185	<div><div></div></div> 100.0%
Sysmiss		1817	
Warning: these figures indicate the number of cases found in the data file. They cannot be interpreted as summary statistics of the population of interest.			
# k4b.4: K4b. 在這個選舉期間,請問你最常看哪幾份報紙?(中國時報)			
Information		[Type= discrete] [Format=numeric] [Range= 1-1] [Missing=*]	
Statistics [NW/ W]		[Valid=121 -/] [Invalid=1881 -/]	
Value	Label	Cases	Percentage
1	中國時報	121	<div><div></div></div> 100.0%
Sysmiss		1881	
Warning: these figures indicate the number of cases found in the data file. They cannot be interpreted as summary statistics of the population of interest.			
# k4b.5: K4b. 在這個選舉期間,請問你最常看哪幾份報紙?(經濟日報)			
Information		[Type= discrete] [Format=numeric] [Range= 1-1] [Missing=*]	
Statistics [NW/ W]		[Valid=26 -/] [Invalid=1976 -/]	
Value	Label	Cases	Percentage
1	經濟日報	26	<div><div></div></div> 100.0%
Sysmiss		1976	
Warning: these figures indicate the number of cases found in the data file. They cannot be interpreted as summary statistics of the population of interest.			
# k4b.6: K4b. 在這個選舉期間,請問你最常看哪幾份報紙?(工商時報)			
Information		[Type= discrete] [Format=numeric] [Range= 1-1] [Missing=*]	
Statistics [NW/ W]		[Valid=9 -/] [Invalid=1993 -/]	

# k4b.6: K4b. 在這個選舉期間,請問你最常看哪幾份報紙?(工商時報)			
Value	Label	Cases	Percentage
1	工商時報	9	<div><div></div></div> 100.0%
Sysmiss		1993	
<i>Warning: these figures indicate the number of cases found in the data file. They cannot be interpreted as summary statistics of the population of interest.</i>			
# k4b.7: K4b. 在這個選舉期間,請問你最常看哪幾份報紙?(聯合晚報)			
Information	[Type= discrete] [Format=numeric] [Range= 1-1] [Missing=*]		
Statistics [NW/ W]	[Valid=18 /-] [Invalid=1984 /-]		
Value	Label	Cases	Percentage
1	聯合晚報	18	<div><div></div></div> 100.0%
Sysmiss		1984	
<i>Warning: these figures indicate the number of cases found in the data file. They cannot be interpreted as summary statistics of the population of interest.</i>			
# k4b.8: K4b. 在這個選舉期間,請問你最常看哪幾份報紙?(爽報)			
Information	[Type= discrete] [Format=numeric] [Range= 1-1] [Missing=*]		
Statistics [NW/ W]	[Valid=11 /-] [Invalid=1991 /-]		
Value	Label	Cases	Percentage
1	爽報(免費報紙)	11	<div><div></div></div> 100.0%
Sysmiss		1991	
<i>Warning: these figures indicate the number of cases found in the data file. They cannot be interpreted as summary statistics of the population of interest.</i>			
# k4b.9: K4b. 在這個選舉期間,請問你最常看哪幾份報紙?(Upaper)			
Information	[Type= discrete] [Format=numeric] [Range= 1-1] [Missing=*]		
Statistics [NW/ W]	[Valid=9 /-] [Invalid=1993 /-]		
Value	Label	Cases	Percentage
1	Upaper(免費報紙)	9	<div><div></div></div> 100.0%
Sysmiss		1993	
<i>Warning: these figures indicate the number of cases found in the data file. They cannot be interpreted as summary statistics of the population of interest.</i>			
# k4b.10: K4b. 在這個選舉期間,請問你最常看哪幾份報紙?(中華日報)			
Information	[Type= discrete] [Format=numeric] [Range= 1-1] [Missing=*]		
Statistics [NW/ W]	[Valid=5 /-] [Invalid=1997 /-]		
Value	Label	Cases	Percentage
1	中華日報(臺南市)	5	<div><div></div></div> 100.0%
Sysmiss		1997	
<i>Warning: these figures indicate the number of cases found in the data file. They cannot be interpreted as summary statistics of the population of interest.</i>			
# k4b.11: K4b. 在這個選舉期間,請問你最常看哪幾份報紙?(臺灣時報)			
Information	[Type= discrete] [Format=numeric] [Range= 1-1] [Missing=*]		
Statistics [NW/ W]	[Valid=3 /-] [Invalid=1999 /-]		
Value	Label	Cases	Percentage
1	臺灣時報(高雄市)	3	<div><div></div></div> 100.0%
Sysmiss		1999	
<i>Warning: these figures indicate the number of cases found in the data file. They cannot be interpreted as summary statistics of the population of interest.</i>			
# k4b.12: K4b. 在這個選舉期間,請問你最常看哪幾份報紙?(人間福報)			
Information	[Type= discrete] [Format=numeric] [Range= 1-1] [Missing=*]		
Statistics [NW/ W]	[Valid=3 /-] [Invalid=1999 /-]		

# k4b.12: K4b. 在這個選舉期間,請問你最常看哪幾份報紙?(人間福報)			
Value	Label	Cases	Percentage
1	人間福報	3	<div><div></div></div> 100.0%
Sysmiss		1999	
<i>Warning: these figures indicate the number of cases found in the data file. They cannot be interpreted as summary statistics of the population of interest.</i>			
# k4b.13: K4b. 在這個選舉期間,請問你最常看哪幾份報紙?(更生日報)			
Information	[Type= discrete] [Format=numeric] [Range= 1-1] [Missing=*]		
Statistics [NW/ W]	[Valid=16 /-] [Invalid=1986 /-]		
Value	Label	Cases	Percentage
1	更生日報(花蓮縣、臺東縣)	16	<div><div></div></div> 100.0%
Sysmiss		1986	
<i>Warning: these figures indicate the number of cases found in the data file. They cannot be interpreted as summary statistics of the population of interest.</i>			
# k4b.14: K4b. 在這個選舉期間,請問你最常看哪幾份報紙?(國語日報)			
Information	[Type= discrete] [Format=numeric] [Range= 1-1] [Missing=*]		
Statistics [NW/ W]	[Valid=3 /-] [Invalid=1999 /-]		
Value	Label	Cases	Percentage
1	國語日報	3	<div><div></div></div> 100.0%
Sysmiss		1999	
<i>Warning: these figures indicate the number of cases found in the data file. They cannot be interpreted as summary statistics of the population of interest.</i>			
# k4b.15: K4b. 在這個選舉期間,請問你最常看哪幾份報紙?(青年日報)			
Information	[Type= discrete] [Format=numeric] [Range= 1-1] [Missing=*]		
Statistics [NW/ W]	[Valid=1 /-] [Invalid=2001 /-]		
Value	Label	Cases	Percentage
1	青年日報	1	<div><div></div></div> 100.0%
Sysmiss		2001	
<i>Warning: these figures indicate the number of cases found in the data file. They cannot be interpreted as summary statistics of the population of interest.</i>			
# k4b.16: K4b. 在這個選舉期間,請問你最常看哪幾份報紙?(China Post)			
Information	[Type= discrete] [Format=numeric] [Range= 1-1] [Missing=*]		
Statistics [NW/ W]	[Valid=1 /-] [Invalid=2001 /-]		
Value	Label	Cases	Percentage
1	China Post	1	<div><div></div></div> 100.0%
Sysmiss		2001	
<i>Warning: these figures indicate the number of cases found in the data file. They cannot be interpreted as summary statistics of the population of interest.</i>			
# k4b.17: K4b. 在這個選舉期間,請問你最常看哪幾份報紙?(旺報)			
Information	[Type= discrete] [Format=numeric] [Range= 1-1] [Missing=*]		
Statistics [NW/ W]	[Valid=2 /-] [Invalid=2000 /-]		
Value	Label	Cases	Percentage
1	旺報	2	<div><div></div></div> 100.0%
Sysmiss		2000	
<i>Warning: these figures indicate the number of cases found in the data file. They cannot be interpreted as summary statistics of the population of interest.</i>			
# k4b.18: K4b. 在這個選舉期間,請問你最常看哪幾份報紙?(中國經濟通訊社CENS)			
Information	[Type= discrete] [Format=numeric] [Range= 1-1] [Missing=*]		
Statistics [NW/ W]	[Valid=0 /-] [Invalid=2002 /-]		

# k4b.18: K4b. 在這個選舉期間,請問你最常看哪幾份報紙?(中國經濟通訊社CENS)			
Value	Label	Cases	Percentage
1	中國經濟通訊社CENS	0	
Sysmiss		2002	
<i>Warning: these figures indicate the number of cases found in the data file. They cannot be interpreted as summary statistics of the population of interest.</i>			
# k4b.19: K4b. 在這個選舉期間,請問你最常看哪幾份報紙?(Taipei Times)			
Information	[Type= discrete] [Format=numeric] [Range= 1-1] [Missing=*]		
Statistics [NW/ W]	[Valid=0 /-] [Invalid=2002 /-]		
Value	Label	Cases	Percentage
1	Taipei Times	0	
Sysmiss		2002	
<i>Warning: these figures indicate the number of cases found in the data file. They cannot be interpreted as summary statistics of the population of interest.</i>			
# k4b.20: K4b. 在這個選舉期間,請問你最常看哪幾份報紙?(馬祖日報)			
Information	[Type= discrete] [Format=numeric] [Range= 1-1] [Missing=*]		
Statistics [NW/ W]	[Valid=0 /-] [Invalid=2002 /-]		
Value	Label	Cases	Percentage
1	馬祖日報	0	
Sysmiss		2002	
<i>Warning: these figures indicate the number of cases found in the data file. They cannot be interpreted as summary statistics of the population of interest.</i>			
# k4b.21: K4b. 在這個選舉期間,請問你最常看哪幾份報紙?(金門日報)			
Information	[Type= discrete] [Format=numeric] [Range= 1-1] [Missing=*]		
Statistics [NW/ W]	[Valid=0 /-] [Invalid=2002 /-]		
Value	Label	Cases	Percentage
1	金門日報	0	
Sysmiss		2002	
<i>Warning: these figures indicate the number of cases found in the data file. They cannot be interpreted as summary statistics of the population of interest.</i>			
# k4b.22: K4b. 在這個選舉期間,請問你最常看哪幾份報紙?(民眾日報)			
Information	[Type= discrete] [Format=numeric] [Range= 1-1] [Missing=*]		
Statistics [NW/ W]	[Valid=0 /-] [Invalid=2002 /-]		
Value	Label	Cases	Percentage
1	民眾日報(高雄市)	0	
Sysmiss		2002	
<i>Warning: these figures indicate the number of cases found in the data file. They cannot be interpreted as summary statistics of the population of interest.</i>			
# k4b.23: K4b. 在這個選舉期間,請問你最常看哪幾份報紙?(台灣新聞報)			
Information	[Type= discrete] [Format=numeric] [Range= 1-1] [Missing=*]		
Statistics [NW/ W]	[Valid=0 /-] [Invalid=2002 /-]		
Value	Label	Cases	Percentage
1	台灣新聞報(高雄市)	0	
Sysmiss		2002	
<i>Warning: these figures indicate the number of cases found in the data file. They cannot be interpreted as summary statistics of the population of interest.</i>			
# k4b.24: K4b. 在這個選舉期間,請問你最常看哪幾份報紙?(台中日報)			
Information	[Type= discrete] [Format=numeric] [Range= 1-1] [Missing=*]		
Statistics [NW/ W]	[Valid=0 /-] [Invalid=2002 /-]		

# k4b.24: K4b. 在這個選舉期間,請問你最常看哪幾份報紙?(台中日報)			
Value	Label	Cases	Percentage
1	台中日報(臺中市)	0	
Sysmiss		2002	
Warning: these figures indicate the number of cases found in the data file. They cannot be interpreted as summary statistics of the population of interest.			
# k4b.25: K4b. 在這個選舉期間,請問你最常看哪幾份報紙?(台中晚報)			
Information	[Type= discrete] [Format=numeric] [Range= 1-1] [Missing=*]		
Statistics [NW/ W]	[Valid=0 /-] [Invalid=2002 /-]		
Value	Label	Cases	Percentage
1	台中晚報(臺中市)	0	
Sysmiss		2002	
Warning: these figures indicate the number of cases found in the data file. They cannot be interpreted as summary statistics of the population of interest.			
# k4b.26: K4b. 在這個選舉期間,請問你最常看哪幾份報紙?(台中時報)			
Information	[Type= discrete] [Format=numeric] [Range= 1-1] [Missing=*]		
Statistics [NW/ W]	[Valid=0 /-] [Invalid=2002 /-]		
Value	Label	Cases	Percentage
1	台中時報(臺中市)	0	
Sysmiss		2002	
Warning: these figures indicate the number of cases found in the data file. They cannot be interpreted as summary statistics of the population of interest.			
# k4b.27: K4b. 在這個選舉期間,請問你最常看哪幾份報紙?(旱溪地區報)			
Information	[Type= discrete] [Format=numeric] [Range= 1-1] [Missing=*]		
Statistics [NW/ W]	[Valid=0 /-] [Invalid=2002 /-]		
Value	Label	Cases	Percentage
1	旱溪地區報(臺中市)	0	
Sysmiss		2002	
Warning: these figures indicate the number of cases found in the data file. They cannot be interpreted as summary statistics of the population of interest.			
# k4b.28: K4b. 在這個選舉期間,請問你最常看哪幾份報紙?(東方快報)			
Information	[Type= discrete] [Format=numeric] [Range= 1-1] [Missing=*]		
Statistics [NW/ W]	[Valid=1 /-] [Invalid=2001 /-]		
Value	Label	Cases	Percentage
1	東方快報(花蓮縣)	1	100.0%
Sysmiss		2001	
Warning: these figures indicate the number of cases found in the data file. They cannot be interpreted as summary statistics of the population of interest.			
# k4b.29: K4b. 在這個選舉期間,請問你最常看哪幾份報紙?(享活誌)			
Information	[Type= discrete] [Format=numeric] [Range= 1-1] [Missing=*]		
Statistics [NW/ W]	[Valid=0 /-] [Invalid=2002 /-]		
Value	Label	Cases	Percentage
1	享活誌(新北市)	0	
Sysmiss		2002	
Warning: these figures indicate the number of cases found in the data file. They cannot be interpreted as summary statistics of the population of interest.			
# k4b.30: K4b. 在這個選舉期間,請問你最常看哪幾份報紙?(巨報)			
Information	[Type= discrete] [Format=numeric] [Range= 1-1] [Missing=*]		
Statistics [NW/ W]	[Valid=0 /-] [Invalid=2002 /-]		

# k4b.30: K4b. 在這個選舉期間,請問你最常看哪幾份報紙?(巨報)			
Value	Label	Cases	Percentage
1	巨報(嘉義縣、嘉義市)	0	
Sysmiss		2002	
<i>Warning: these figures indicate the number of cases found in the data file. They cannot be interpreted as summary statistics of the population of interest.</i>			
# k4b.31: K4b. 在這個選舉期間,請問你最常看哪幾份報紙?(台灣教會公報)			
Information	[Type= discrete] [Format=numeric] [Range= 1-1] [Missing=*]		
Statistics [NW/ W]	[Valid=0 /-] [Invalid=2002 /-]		
Value	Label	Cases	Percentage
1	台灣教會公報(清領時期創立)	0	
Sysmiss		2002	
<i>Warning: these figures indicate the number of cases found in the data file. They cannot be interpreted as summary statistics of the population of interest.</i>			
# k4b.32: K4b. 在這個選舉期間,請問你最常看哪幾份報紙?(基督教論壇報)			
Information	[Type= discrete] [Format=numeric] [Range= 1-1] [Missing=*]		
Statistics [NW/ W]	[Valid=0 /-] [Invalid=2002 /-]		
Value	Label	Cases	Percentage
1	基督教論壇報	0	
Sysmiss		2002	
<i>Warning: these figures indicate the number of cases found in the data file. They cannot be interpreted as summary statistics of the population of interest.</i>			
# k4b.33: K4b. 在這個選舉期間,請問你最常看哪幾份報紙?(天主教週報)			
Information	[Type= discrete] [Format=numeric] [Range= 1-1] [Missing=*]		
Statistics [NW/ W]	[Valid=0 /-] [Invalid=2002 /-]		
Value	Label	Cases	Percentage
1	天主教週報	0	
Sysmiss		2002	
<i>Warning: these figures indicate the number of cases found in the data file. They cannot be interpreted as summary statistics of the population of interest.</i>			
# k4b.34: K4b. 在這個選舉期間,請問你最常看哪幾份報紙?(前鋒招標日報)			
Information	[Type= discrete] [Format=numeric] [Range= 1-1] [Missing=*]		
Statistics [NW/ W]	[Valid=0 /-] [Invalid=2002 /-]		
Value	Label	Cases	Percentage
1	前鋒招標日報	0	
Sysmiss		2002	
<i>Warning: these figures indicate the number of cases found in the data file. They cannot be interpreted as summary statistics of the population of interest.</i>			
# k4b.35: K4b. 在這個選舉期間,請問你最常看哪幾份報紙?(台灣新生報)			
Information	[Type= discrete] [Format=numeric] [Range= 1-1] [Missing=*]		
Statistics [NW/ W]	[Valid=0 /-] [Invalid=2002 /-]		
Value	Label	Cases	Percentage
1	台灣新生報	0	
Sysmiss		2002	
<i>Warning: these figures indicate the number of cases found in the data file. They cannot be interpreted as summary statistics of the population of interest.</i>			
# k4b.36: K4b. 在這個選舉期間,請問你最常看哪幾份報紙?(大紀元時報)			
Information	[Type= discrete] [Format=numeric] [Range= 1-1] [Missing=*]		
Statistics [NW/ W]	[Valid=4 /-] [Invalid=1998 /-]		

# k4b.36: K4b.在這個選舉期間,請問你最常看哪幾份報紙?(大紀元時報)			
Value	Label	Cases	Percentage
1	大紀元時報	4	<div></div> 100.0%
Sysmiss		1998	
Warning: these figures indicate the number of cases found in the data file. They cannot be interpreted as summary statistics of the population of interest.			
# k4b.37: K4b.在這個選舉期間,請問你最常看哪幾份報紙?(國語週刊)			
Information	[Type= discrete] [Format=numeric] [Range= 1-1] [Missing=*]		
Statistics [NW/ W]	[Valid=0 /-] [Invalid=2002 /-]		
Value	Label	Cases	Percentage
1	國語週刊	0	
Sysmiss		2002	
Warning: these figures indicate the number of cases found in the data file. They cannot be interpreted as summary statistics of the population of interest.			
# k4b.38: K4b.在這個選舉期間,請問你最常看哪幾份報紙?(台灣立報)			
Information	[Type= discrete] [Format=numeric] [Range= 1-1] [Missing=*]		
Statistics [NW/ W]	[Valid=0 /-] [Invalid=2002 /-]		
Value	Label	Cases	Percentage
1	台灣立報	0	
Sysmiss		2002	
Warning: these figures indicate the number of cases found in the data file. They cannot be interpreted as summary statistics of the population of interest.			

# k4b.39: K4b. 在這個選舉期間,請問你最常看哪幾份報紙?(破報)			
Information		[Type= discrete] [Format=numeric] [Range= 1-1] [Missing=*]	
Statistics [NW/ W]		[Valid=0 /-] [Invalid=2002 /-]	
Value	Label	Cases	Percentage
1	破報	0	
Sysmiss		2002	
<i>Warning: these figures indicate the number of cases found in the data file. They cannot be interpreted as summary statistics of the population of interest.</i>			
# k4b.40: K4b. 在這個選舉期間,請問你最常看哪幾份報紙?(都會時報)			
Information		[Type= discrete] [Format=numeric] [Range= 1-1] [Missing=*]	
Statistics [NW/ W]		[Valid=0 /-] [Invalid=2002 /-]	
Value	Label	Cases	Percentage
1	都會時報	0	
Sysmiss		2002	
<i>Warning: these figures indicate the number of cases found in the data file. They cannot be interpreted as summary statistics of the population of interest.</i>			
# k4b.41: K4b. 在這個選舉期間,請問你最常看哪幾份報紙?(台灣時報)			
Information		[Type= discrete] [Format=numeric] [Range= 1-1] [Missing=*]	
Statistics [NW/ W]		[Valid=0 /-] [Invalid=2002 /-]	
Value	Label	Cases	Percentage
1	台灣時報	0	
Sysmiss		2002	
<i>Warning: these figures indicate the number of cases found in the data file. They cannot be interpreted as summary statistics of the population of interest.</i>			
# k4b.42: K4b. 在這個選舉期間,請問你最常看哪幾份報紙?(電子時報)			
Information		[Type= discrete] [Format=numeric] [Range= 1-1] [Missing=*]	
Statistics [NW/ W]		[Valid=0 /-] [Invalid=2002 /-]	
Value	Label	Cases	Percentage
1	電子時報	0	
Sysmiss		2002	
<i>Warning: these figures indicate the number of cases found in the data file. They cannot be interpreted as summary statistics of the population of interest.</i>			
# k4b.43: K4b. 在這個選舉期間,請問你最常看哪幾份報紙?(Taiwan News)			
Information		[Type= discrete] [Format=numeric] [Range= 1-1] [Missing=*]	
Statistics [NW/ W]		[Valid=1 /-] [Invalid=2001 /-]	
Value	Label	Cases	Percentage
1	Taiwan News	1	100.0%
Sysmiss		2001	
<i>Warning: these figures indicate the number of cases found in the data file. They cannot be interpreted as summary statistics of the population of interest.</i>			
# k4b.88: K4b. 在這個選舉期間,請問你最常看哪幾份報紙?(其他)			
Information		[Type= discrete] [Format=numeric] [Range= 1-1] [Missing=*]	
Statistics [NW/ W]		[Valid=0 /-] [Invalid=2002 /-]	
Value	Label	Cases	Percentage
1	其他	0	
Sysmiss		2002	
<i>Warning: these figures indicate the number of cases found in the data file. They cannot be interpreted as summary statistics of the population of interest.</i>			

# k4b.96: K4b. 在這個選舉期間,請問你最常看哪幾份報紙?(看情形)			
Information		[Type= discrete] [Format=numeric] [Range= 1-1] [Missing=*]	
Statistics [NW/ W]		[Valid=1 -] [Invalid=2001 -]	
Value	Label	Cases	Percentage
1	看情形	1	<div><div></div></div> 100.0%
Sysmiss		2001	
Warning: these figures indicate the number of cases found in the data file. They cannot be interpreted as summary statistics of the population of interest.			
# k4b.95: K4b. 在這個選舉期間,請問你最常看哪幾份報紙?(拒答)			
Information		[Type= discrete] [Format=numeric] [Range= 1-1] [Missing=*]	
Statistics [NW/ W]		[Valid=0 -] [Invalid=2002 -]	
Value	Label	Cases	Percentage
1	拒答	0	
Sysmiss		2002	
Warning: these figures indicate the number of cases found in the data file. They cannot be interpreted as summary statistics of the population of interest.			
# k4b.88.a: K4b. 在這個選舉期間,請問你最常看哪幾份報紙?(其他)			
Information		[Type= discrete] [Format=character] [Missing=*]	
Statistics [NW/ W]		[Valid=0 -] [Invalid=0 -]	
# k4c: K4c. 在你常看的這幾份報紙中,你認為它們的內容大概是偏好泛藍政黨或泛綠政黨?			
Information		[Type= discrete] [Format=numeric] [Range= 1-99] [Missing=*]	
Statistics [NW/ W]		[Valid=594 -] [Invalid=1408 -]	
Value	Label	Cases	Percentage
1	都是藍	11	<div><div></div></div> 1.9%
2	大部分是藍	59	<div><div></div></div> 9.9%
3	一半一半	274	<div><div></div></div> 46.1%
4	大部分是綠	87	<div><div></div></div> 14.6%
5	都是綠	25	<div><div></div></div> 4.2%
6	沒有偏藍或偏綠	74	<div><div></div></div> 12.5%
95	拒答	2	<div><div></div></div> 0.3%
96	看情形	30	<div><div></div></div> 5.1%
97	無意見	17	<div><div></div></div> 2.9%
99	不知道	15	<div><div></div></div> 2.5%
Sysmiss		1408	
Warning: these figures indicate the number of cases found in the data file. They cannot be interpreted as summary statistics of the population of interest.			
# k5a: K5a. 在這個選舉期間,請問你平均有幾天會看網路上的選舉新聞?			
Information		[Type= continuous] [Format=numeric] [Range= 0-7] [Missing=*]	
Statistics [NW/ W]		[Valid=1443 -] [Invalid=559 -]	
Value	Label	Cases	Percentage
0	跳答至K6	716	<div><div></div></div> 100.0%
Warning: these figures indicate the number of cases found in the data file. They cannot be interpreted as summary statistics of the population of interest.			
# k5b.1: K5b. 在這個選舉期間,請問你最常看哪幾家電子報選舉新聞?(聯合新聞網)			
Information		[Type= discrete] [Format=numeric] [Range= 1-1] [Missing=*]	
Statistics [NW/ W]		[Valid=159 -] [Invalid=1843 -]	

# k5b.1: K5b. 在這個選舉期間,請問你最常看哪幾家電子報選舉新聞?(聯合新聞網)			
Value	Label	Cases	Percentage
1	聯合新聞網	159	<div><div></div></div> 100.0%
Sysmiss		1843	
<i>Warning: these figures indicate the number of cases found in the data file. They cannot be interpreted as summary statistics of the population of interest.</i>			
# k5b.2: K5b. 在這個選舉期間,請問你最常看哪幾家電子報選舉新聞?(中時電子報)			
Information	[Type= discrete] [Format=numeric] [Range= 1-1] [Missing=*]		
Statistics [NW/ W]	[Valid=126 -/] [Invalid=1876 -/]		
Value	Label	Cases	Percentage
1	中時電子報	126	<div><div></div></div> 100.0%
Sysmiss		1876	
<i>Warning: these figures indicate the number of cases found in the data file. They cannot be interpreted as summary statistics of the population of interest.</i>			
# k5b.3: K5b. 在這個選舉期間,請問你最常看哪幾家電子報選舉新聞?(壹蘋果)			
Information	[Type= discrete] [Format=numeric] [Range= 1-1] [Missing=*]		
Statistics [NW/ W]	[Valid=311 -/] [Invalid=1691 -/]		
Value	Label	Cases	Percentage
1	壹蘋果	311	<div><div></div></div> 100.0%
Sysmiss		1691	
<i>Warning: these figures indicate the number of cases found in the data file. They cannot be interpreted as summary statistics of the population of interest.</i>			
# k5b.4: K5b. 在這個選舉期間,請問你最常看哪幾家電子報選舉新聞?(自由時報)			
Information	[Type= discrete] [Format=numeric] [Range= 1-1] [Missing=*]		
Statistics [NW/ W]	[Valid=97 -/] [Invalid=1905 -/]		
Value	Label	Cases	Percentage
1	自由時報	97	<div><div></div></div> 100.0%
Sysmiss		1905	
<i>Warning: these figures indicate the number of cases found in the data file. They cannot be interpreted as summary statistics of the population of interest.</i>			
# k5b.5: K5b. 在這個選舉期間,請問你最常看哪幾家電子報選舉新聞?(Nownews(今日新聞))			
Information	[Type= discrete] [Format=numeric] [Range= 1-1] [Missing=*]		
Statistics [NW/ W]	[Valid=71 -/] [Invalid=1931 -/]		
Value	Label	Cases	Percentage
1	Nownews(今日新聞)	71	<div><div></div></div> 100.0%
Sysmiss		1931	
<i>Warning: these figures indicate the number of cases found in the data file. They cannot be interpreted as summary statistics of the population of interest.</i>			
# k5b.6: K5b. 在這個選舉期間,請問你最常看哪幾家電子報選舉新聞?(Yahoo!奇摩)			
Information	[Type= discrete] [Format=numeric] [Range= 1-1] [Missing=*]		
Statistics [NW/ W]	[Valid=485 -/] [Invalid=1517 -/]		
Value	Label	Cases	Percentage
1	Yahoo!奇摩	485	<div><div></div></div> 100.0%
Sysmiss		1517	
<i>Warning: these figures indicate the number of cases found in the data file. They cannot be interpreted as summary statistics of the population of interest.</i>			
# k5b.7: K5b. 在這個選舉期間,請問你最常看哪幾家電子報選舉新聞?(Google(谷歌))			
Information	[Type= discrete] [Format=numeric] [Range= 1-1] [Missing=*]		
Statistics [NW/ W]	[Valid=147 -/] [Invalid=1855 -/]		

# k5b.7: K5b. 在這個選舉期間,請問你最常看哪幾家電子報選舉新聞?(Google(谷歌))			
Value	Label	Cases	Percentage
1	Google(谷歌)	147	<div><div></div></div> 100.0%
Sysmiss		1855	
<i>Warning: these figures indicate the number of cases found in the data file. They cannot be interpreted as summary statistics of the population of interest.</i>			
# k5b.8: K5b. 在這個選舉期間,請問你最常看哪幾家電子報選舉新聞?(MSN(微軟MSN臺灣新聞))			
Information	[Type= discrete] [Format=numeric] [Range= 1-1] [Missing=*]		
Statistics [NW/ W]	[Valid=16 /-] [Invalid=1986 /-]		
Value	Label	Cases	Percentage
1	MSN(微軟MSN臺灣新聞)	16	<div><div></div></div> 100.0%
Sysmiss		1986	
<i>Warning: these figures indicate the number of cases found in the data file. They cannot be interpreted as summary statistics of the population of interest.</i>			
# k5b.9: K5b. 在這個選舉期間,請問你最常看哪幾家電子報選舉新聞?(PC Home(網路家庭))			
Information	[Type= discrete] [Format=numeric] [Range= 1-1] [Missing=*]		
Statistics [NW/ W]	[Valid=7 /-] [Invalid=1995 /-]		
Value	Label	Cases	Percentage
1	PC Home(網路家庭)	7	<div><div></div></div> 100.0%
Sysmiss		1995	
<i>Warning: these figures indicate the number of cases found in the data file. They cannot be interpreted as summary statistics of the population of interest.</i>			
# k5b.10: K5b. 在這個選舉期間,請問你最常看哪幾家電子報選舉新聞?(BBS(電子佈告欄))			
Information	[Type= discrete] [Format=numeric] [Range= 1-1] [Missing=*]		
Statistics [NW/ W]	[Valid=39 /-] [Invalid=1963 /-]		
Value	Label	Cases	Percentage
1	BBS(電子佈告欄)	39	<div><div></div></div> 100.0%
Sysmiss		1963	
<i>Warning: these figures indicate the number of cases found in the data file. They cannot be interpreted as summary statistics of the population of interest.</i>			
# k5b.11: K5b. 在這個選舉期間,請問你最常看哪幾家電子報選舉新聞?(立報)			
Information	[Type= discrete] [Format=numeric] [Range= 1-1] [Missing=*]		
Statistics [NW/ W]	[Valid=0 /-] [Invalid=2002 /-]		
Value	Label	Cases	Percentage
1	立報	0	
Sysmiss		2002	
<i>Warning: these figures indicate the number of cases found in the data file. They cannot be interpreted as summary statistics of the population of interest.</i>			
# k5b.12: K5b. 在這個選舉期間,請問你最常看哪幾家電子報選舉新聞?(四方報)			
Information	[Type= discrete] [Format=numeric] [Range= 1-1] [Missing=*]		
Statistics [NW/ W]	[Valid=0 /-] [Invalid=2002 /-]		
Value	Label	Cases	Percentage
1	四方報	0	
Sysmiss		2002	
<i>Warning: these figures indicate the number of cases found in the data file. They cannot be interpreted as summary statistics of the population of interest.</i>			
# k5b.13: K5b. 在這個選舉期間,請問你最常看哪幾家電子報選舉新聞?(苦勞網)			
Information	[Type= discrete] [Format=numeric] [Range= 1-1] [Missing=*]		
Statistics [NW/ W]	[Valid=0 /-] [Invalid=2002 /-]		





# k5b.13: K5b. 在這個選舉期間,請問你最常看哪幾家電子報選舉新聞?(苦勞網)			
Value	Label	Cases	Percentage
1	苦勞網	0	
Sysmiss		2002	
Warning: these figures indicate the number of cases found in the data file. They cannot be interpreted as summary statistics of the population of interest.			
# k5b.14: K5b. 在這個選舉期間,請問你最常看哪幾家電子報選舉新聞?(上下游新聞市集)			
Information	[Type= discrete] [Format=numeric] [Range= 1-1] [Missing=*]		
Statistics [NW/ W]	[Valid=0 /-] [Invalid=2002 /-]		
Value	Label	Cases	Percentage
1	上下游新聞市集	0	
Sysmiss		2002	
Warning: these figures indicate the number of cases found in the data file. They cannot be interpreted as summary statistics of the population of interest.			
# k5b.15: K5b. 在這個選舉期間,請問你最常看哪幾家電子報選舉新聞?(環境資訊電子報)			
Information	[Type= discrete] [Format=numeric] [Range= 1-1] [Missing=*]		
Statistics [NW/ W]	[Valid=1 /-] [Invalid=2001 /-]		
Value	Label	Cases	Percentage
1	環境資訊電子報	1	100.0%
Sysmiss		2001	
Warning: these figures indicate the number of cases found in the data file. They cannot be interpreted as summary statistics of the population of interest.			
# k5b.16: K5b. 在這個選舉期間,請問你最常看哪幾家電子報選舉新聞?(公民行動影音紀錄料庫)			
Information	[Type= discrete] [Format=numeric] [Range= 1-1] [Missing=*]		
Statistics [NW/ W]	[Valid=5 /-] [Invalid=1997 /-]		
Value	Label	Cases	Percentage
1	公民行動影音紀錄料庫	5	100.0%
Sysmiss		1997	
Warning: these figures indicate the number of cases found in the data file. They cannot be interpreted as summary statistics of the population of interest.			
# k5b.17: K5b. 在這個選舉期間,請問你最常看哪幾家電子報選舉新聞?(新頭殼)			
Information	[Type= discrete] [Format=numeric] [Range= 1-1] [Missing=*]		
Statistics [NW/ W]	[Valid=22 /-] [Invalid=1980 /-]		
Value	Label	Cases	Percentage
1	新頭殼	22	100.0%
Sysmiss		1980	
Warning: these figures indicate the number of cases found in the data file. They cannot be interpreted as summary statistics of the population of interest.			
# k5b.18: K5b. 在這個選舉期間,請問你最常看哪幾家電子報選舉新聞?(風傳媒)			
Information	[Type= discrete] [Format=numeric] [Range= 1-1] [Missing=*]		
Statistics [NW/ W]	[Valid=31 /-] [Invalid=1971 /-]		
Value	Label	Cases	Percentage
1	風傳媒	31	100.0%
Sysmiss		1971	
Warning: these figures indicate the number of cases found in the data file. They cannot be interpreted as summary statistics of the population of interest.			
# k5b.19: K5b. 在這個選舉期間,請問你最常看哪幾家電子報選舉新聞?(The News Lens(關鍵評論網))			
Information	[Type= discrete] [Format=numeric] [Range= 1-1] [Missing=*]		
Statistics [NW/ W]	[Valid=19 /-] [Invalid=1983 /-]		

# k5b.19: K5b. 在這個選舉期間,請問你最常看哪幾家電子報選舉新聞?(The News Lens(關鍵評論網))			
Value	Label	Cases	Percentage
1	The News Lens(關鍵評論網)	19	<div><div></div></div> 100.0%
Sysmiss		1983	
Warning: these figures indicate the number of cases found in the data file. They cannot be interpreted as summary statistics of the population of interest.			
# k5b.20: K5b. 在這個選舉期間,請問你最常看哪幾家電子報選舉新聞?(Wereport(調查報導公眾委製平台))			
Information	[Type= discrete] [Format=numeric] [Range= 1-1] [Missing=*]		
Statistics [NW/ W]	[Valid=1 -/] [Invalid=2001 -/]		
Value	Label	Cases	Percentage
1	Wereport(調查報導公眾委製平台)	1	<div><div></div></div> 100.0%
Sysmiss		2001	
Warning: these figures indicate the number of cases found in the data file. They cannot be interpreted as summary statistics of the population of interest.			
# k5b.21: K5b. 在這個選舉期間,請問你最常看哪幾家電子報選舉新聞?(Ettoday東森新聞雲)			
Information	[Type= discrete] [Format=numeric] [Range= 1-1] [Missing=*]		
Statistics [NW/ W]	[Valid=91 -/] [Invalid=1911 -/]		
Value	Label	Cases	Percentage
1	Ettoday東森新聞雲	91	<div><div></div></div> 100.0%
Sysmiss		1911	
Warning: these figures indicate the number of cases found in the data file. They cannot be interpreted as summary statistics of the population of interest.			
# k5b.22: K5b. 在這個選舉期間,請問你最常看哪幾家電子報選舉新聞?(PNN公共議題中心)			
Information	[Type= discrete] [Format=numeric] [Range= 1-1] [Missing=*]		
Statistics [NW/ W]	[Valid=4 -/] [Invalid=1998 -/]		
Value	Label	Cases	Percentage
1	PNN公共議題中心	4	<div><div></div></div> 100.0%
Sysmiss		1998	
Warning: these figures indicate the number of cases found in the data file. They cannot be interpreted as summary statistics of the population of interest.			
# k5b.23: K5b. 在這個選舉期間,請問你最常看哪幾家電子報選舉新聞?(公民新聞(PEOPO))			
Information	[Type= discrete] [Format=numeric] [Range= 1-1] [Missing=*]		
Statistics [NW/ W]	[Valid=5 -/] [Invalid=1997 -/]		
Value	Label	Cases	Percentage
1	公民新聞(PEOPO)	5	<div><div></div></div> 100.0%
Sysmiss		1997	
Warning: these figures indicate the number of cases found in the data file. They cannot be interpreted as summary statistics of the population of interest.			
# k5b.96: K5b. 在這個選舉期間,請問你最常看哪幾家電子報選舉新聞?(看情形)			
Information	[Type= discrete] [Format=numeric] [Range= 1-1] [Missing=*]		
Statistics [NW/ W]	[Valid=6 -/] [Invalid=1996 -/]		
Value	Label	Cases	Percentage
1	看情形	6	<div><div></div></div> 100.0%
Sysmiss		1996	
Warning: these figures indicate the number of cases found in the data file. They cannot be interpreted as summary statistics of the population of interest.			
# k5b.88: K5b. 在這個選舉期間,請問你最常看哪幾家電子報選舉新聞?(其他)			
Information	[Type= discrete] [Format=numeric] [Range= 1-1] [Missing=*]		
Statistics [NW/ W]	[Valid=5 -/] [Invalid=1997 -/]		

# k5b.88: K5b. 在這個選舉期間,請問你最常看哪幾家電子報選舉新聞?(其他)			
Value	Label	Cases	Percentage
1	其他	5	<div><div></div></div> 100.0%
Sysmiss		1997	
Warning: these figures indicate the number of cases found in the data file. They cannot be interpreted as summary statistics of the population of interest.			
# k5b.88.a: K5b. 在這個選舉期間,請問你最常看哪幾家電子報選舉新聞?(其他)			
Information	[Type= discrete] [Format=character] [Missing=*]		
Statistics [NW/ W]	[Valid=5 /-] [Invalid=0 /-]		
Value	Label	Cases	Percentage
BBC中文網		1	<div><div></div></div> 20.0%
TVBS新聞		2	<div><div></div></div> 40.0%
中華電信Hinet新聞		1	<div><div></div></div> 20.0%
民報		1	<div><div></div></div> 20.0%
Warning: these figures indicate the number of cases found in the data file. They cannot be interpreted as summary statistics of the population of interest.			
# k5c: K5c. 在你常看的這幾家電子報中,你認為它們的內容大概是偏好泛藍政黨或泛綠政黨?			
Information	[Type= discrete] [Format=numeric] [Range= 1-99] [Missing=*]		
Statistics [NW/ W]	[Valid=727 /-] [Invalid=1275 /-]		
Value	Label	Cases	Percentage
1	都是藍	9	<div><div></div></div> 1.2%
2	大部分是藍	46	<div><div></div></div> 6.3%
3	一半一半	379	<div><div></div></div> 52.1%
4	大部分是綠	51	<div><div></div></div> 7.0%
5	都是綠	7	<div><div></div></div> 1.0%
6	沒有偏藍或偏綠	130	<div><div></div></div> 17.9%
95	拒答	4	<div><div></div></div> 0.6%
96	看情形	50	<div><div></div></div> 6.9%
97	無意見	29	<div><div></div></div> 4.0%
99	不知道	22	<div><div></div></div> 3.0%
Sysmiss		1275	
Warning: these figures indicate the number of cases found in the data file. They cannot be interpreted as summary statistics of the population of interest.			
# k6.1: K6.1. 請問你最近一個月內多常在網站上作下列和選舉有關的事情? - 「觀看、蒐尋或瀏覽」選舉新聞、訊息、影片			
Information	[Type= discrete] [Format=numeric] [Range= 1-4] [Missing=*]		
Statistics [NW/ W]	[Valid=1443 /-] [Invalid=559 /-]		
Value	Label	Cases	Percentage
1	從來沒有	550	<div><div></div></div> 38.1%
2	很少	443	<div><div></div></div> 30.7%
3	有時	276	<div><div></div></div> 19.1%
4	經常	174	<div><div></div></div> 12.1%
Sysmiss		559	
Warning: these figures indicate the number of cases found in the data file. They cannot be interpreted as summary statistics of the population of interest.			
# k6.2: K6.2. 請問你最近一個月內多常在網站上作下列和選舉有關的事情? - 「分享、轉貼或轉寄」選舉新聞、訊息、影片			
Information	[Type= discrete] [Format=numeric] [Range= 1-4] [Missing=*]		

k6.2: K6.2. 請問你最近一個月內多常在網站上作下列和選舉有關的事情? - 「分享、轉貼或轉寄」選舉新聞、訊息、影片

Statistics [NW/ W] [Valid=1443 /-] [Invalid=559 /-]





Value	Label	Cases	Percentage
1	從來沒有	1102	 76.4%
2	很少	218	 15.1%
3	有時	97	 6.7%
4	經常	26	 1.8%
Sysmiss		559	

Warning: these figures indicate the number of cases found in the data file. They cannot be interpreted as summary statistics of the population of interest.

k6.3: K6.3. 請問你最近一個月內多常在網站上作下列和選舉有關的事情? - 「發文、製作或評論」選舉新聞、訊息、影片

Information [Type= discrete] [Format=numeric] [Range= 1-4] [Missing=*]

Statistics [NW/ W] [Valid=1443 /-] [Invalid=559 /-]





Value	Label	Cases	Percentage
1	從來沒有	1210	 83.9%
2	很少	168	 11.6%
3	有時	48	 3.3%
4	經常	17	 1.2%
Sysmiss		559	

Warning: these figures indicate the number of cases found in the data file. They cannot be interpreted as summary statistics of the population of interest.

k6.4: K6.4. 請問你最近一個月內多常在網站上作下列和選舉有關的事情? - 因為接收到網路訊息, 實際參與選舉相關活動

Information [Type= discrete] [Format=numeric] [Range= 1-4] [Missing=*]

Statistics [NW/ W] [Valid=1443 /-] [Invalid=559 /-]










Value	Label	Cases	Percentage
1	從來沒有	1240	 85.9%
2	很少	140	 9.7%
3	有時	52	 3.6%
4	經常	11	 0.8%
Sysmiss		559	

Warning: these figures indicate the number of cases found in the data file. They cannot be interpreted as summary statistics of the population of interest.

l1: L1. 請問在你的朋友中, 泛藍與泛綠的比例?

Information [Type= discrete] [Format=numeric] [Range= 1-99] [Missing=*]

Statistics [NW/ W] [Valid=2002 /-] [Invalid=0 /-]

Value	Label	Cases	Percentage
1	大部分是藍	45	 2.2%
2	藍大於綠	125	 6.2%
3	藍稍微大於綠	55	 2.7%
4	一半一半	654	 32.7%
5	綠稍微大於藍	144	 7.2%
6	綠大於藍	244	 12.2%
7	大部分是綠	129	 6.4%
95	拒答	23	 1.1%
99	不知道	583	 29.1%

# 11: L1. 請問在你的朋友中, 泛藍與泛綠的比例?			
Warning: these figures indicate the number of cases found in the data file. They cannot be interpreted as summary statistics of the population of interest.			
# 12: L2. 請問在你的家人與親戚中, 泛藍與泛綠的比例?			
Information		[Type= discrete] [Format=numeric] [Range= 1-99] [Missing=*]	
Statistics [NW/ W]		[Valid=2002 /-] [Invalid=0 /-]	
Value	Label	Cases	Percentage
1	大部分是藍	120	<div><div></div></div> 6.0%
2	藍大於綠	195	<div><div></div></div> 9.7%
3	藍稍微大於綠	72	<div><div></div></div> 3.6%
4	一半一半	580	<div><div></div></div> 29.0%
5	綠稍微大於藍	143	<div><div></div></div> 7.1%
6	綠大於藍	241	<div><div></div></div> 12.0%
7	大部分是綠	174	<div><div></div></div> 8.7%
95	拒答	44	<div><div></div></div> 2.2%
99	不知道	433	<div><div></div></div> 21.6%
Warning: these figures indicate the number of cases found in the data file. They cannot be interpreted as summary statistics of the population of interest.			
# 13: L3. 請問平日會和你討論政治或公共事務議題的親戚朋友中, 泛藍與泛綠的比例?			
Information		[Type= discrete] [Format=numeric] [Range= 1-99] [Missing=*]	
Statistics [NW/ W]		[Valid=2002 /-] [Invalid=0 /-]	
Value	Label	Cases	Percentage
1	大部分是藍	47	<div><div></div></div> 2.3%
2	藍大於綠	113	<div><div></div></div> 5.6%
3	藍稍微大於綠	42	<div><div></div></div> 2.1%
4	一半一半	356	<div><div></div></div> 17.8%
5	綠稍微大於藍	114	<div><div></div></div> 5.7%
6	綠大於藍	210	<div><div></div></div> 10.5%
7	大部分是綠	130	<div><div></div></div> 6.5%
8	都不討論	898	<div><div></div></div> 44.9%
95	拒答	19	<div><div></div></div> 0.9%
99	不知道	73	<div><div></div></div> 3.6%
Warning: these figures indicate the number of cases found in the data file. They cannot be interpreted as summary statistics of the population of interest.			
# m1: M1. 請問你經常會和他一起討論許多重要問題或分享心事的人有幾位?			
Information		[Type= continuous] [Format=numeric] [Range= 0-50] [Missing=*]	
Statistics [NW/ W]		[Valid=2002 /-] [Invalid=0 /-] [Mean=3.753 /-] [StdDev=4.433 /-]	
# m2.1: M2. 在你的親戚、朋友、或認識的人裡面, 有沒有做下列這些工作的?(可複選)(中學老師)			
Information		[Type= discrete] [Format=numeric] [Range= 1-1] [Missing=*]	
Statistics [NW/ W]		[Valid=845 /-] [Invalid=1157 /-]	
Value	Label	Cases	Percentage
1	中學老師	845	<div><div></div></div> 100.0%
Sysmiss		1157	
Warning: these figures indicate the number of cases found in the data file. They cannot be interpreted as summary statistics of the population of interest.			
# m2.2: M2. 在你的親戚、朋友、或認識的人裡面, 有沒有做下列這些工作的?(可複選)(水電工人)			
Information		[Type= discrete] [Format=numeric] [Range= 1-1] [Missing=*]	
Statistics [NW/ W]		[Valid=904 /-] [Invalid=1098 /-]	

m2.2: M2. 在你的親戚、朋友、或認識的人裡面,有沒有做下列這些工作的?(可複選)(水電工人)

Value	Label	Cases	Percentage
1	水電工人	904	<div></div> 100.0%
Sysmiss		1098	

Warning: these figures indicate the number of cases found in the data file. They cannot be interpreted as summary statistics of the population of interest.

m2.3: M2. 在你的親戚、朋友、或認識的人裡面,有沒有做下列這些工作的?(可複選)(小工廠、公司老闆)

Information	[Type= discrete] [Format=numeric] [Range= 1-1] [Missing=*]		
Statistics [NW/ W]	[Valid=983 /-] [Invalid=1019 /-]		
Value	Label	Cases	Percentage
1	小工廠、公司老闆	983	<div></div> 100.0%
Sysmiss		1019	

Warning: these figures indicate the number of cases found in the data file. They cannot be interpreted as summary statistics of the population of interest.

m2.4: M2. 在你的親戚、朋友、或認識的人裡面,有沒有做下列這些工作的?(可複選)(護士)

Information	[Type= discrete] [Format=numeric] [Range= 1-1] [Missing=*]		
Statistics [NW/ W]	[Valid=849 /-] [Invalid=1153 /-]		
Value	Label	Cases	Percentage
1	護士	849	<div></div> 100.0%
Sysmiss		1153	

Warning: these figures indicate the number of cases found in the data file. They cannot be interpreted as summary statistics of the population of interest.

# m2.5: M2. 在你的親戚、朋友、或認識的人裡面,有沒有做下列這些工作的?(可複選)(縣市議員)			
Information		[Type= discrete] [Format=numeric] [Range= 1-1] [Missing=*]	
Statistics [NW/ W]		[Valid=379 /-] [Invalid=1623 /-]	
Value	Label	Cases	Percentage
1	縣市議員	379	100.0%
Sysmiss		1623	
Warning: these figures indicate the number of cases found in the data file. They cannot be interpreted as summary statistics of the population of interest.			
# m2.6: M2. 在你的親戚、朋友、或認識的人裡面,有沒有做下列這些工作的?(可複選)(卡車司機)			
Information		[Type= discrete] [Format=numeric] [Range= 1-1] [Missing=*]	
Statistics [NW/ W]		[Valid=522 /-] [Invalid=1480 /-]	
Value	Label	Cases	Percentage
1	卡車司機	522	100.0%
Sysmiss		1480	
Warning: these figures indicate the number of cases found in the data file. They cannot be interpreted as summary statistics of the population of interest.			
# m2.7: M2. 在你的親戚、朋友、或認識的人裡面,有沒有做下列這些工作的?(可複選)(醫生)			
Information		[Type= discrete] [Format=numeric] [Range= 1-1] [Missing=*]	
Statistics [NW/ W]		[Valid=678 /-] [Invalid=1324 /-]	
Value	Label	Cases	Percentage
1	醫生	678	100.0%
Sysmiss		1324	
Warning: these figures indicate the number of cases found in the data file. They cannot be interpreted as summary statistics of the population of interest.			
# m2.8: M2. 在你的親戚、朋友、或認識的人裡面,有沒有做下列這些工作的?(可複選)(大公司、工廠經理)			
Information		[Type= discrete] [Format=numeric] [Range= 1-1] [Missing=*]	
Statistics [NW/ W]		[Valid=463 /-] [Invalid=1539 /-]	
Value	Label	Cases	Percentage
1	大公司、工廠經理	463	100.0%
Sysmiss		1539	
Warning: these figures indicate the number of cases found in the data file. They cannot be interpreted as summary statistics of the population of interest.			
# m2.9: M2. 在你的親戚、朋友、或認識的人裡面,有沒有做下列這些工作的?(可複選)(警察(警員))			
Information		[Type= discrete] [Format=numeric] [Range= 1-1] [Missing=*]	
Statistics [NW/ W]		[Valid=713 /-] [Invalid=1289 /-]	
Value	Label	Cases	Percentage
1	警察(警員)	713	100.0%
Sysmiss		1289	
Warning: these figures indicate the number of cases found in the data file. They cannot be interpreted as summary statistics of the population of interest.			
# m2.10: M2. 在你的親戚、朋友、或認識的人裡面,有沒有做下列這些工作的?(可複選)(縣市政府科長、課長)			
Information		[Type= discrete] [Format=numeric] [Range= 1-1] [Missing=*]	
Statistics [NW/ W]		[Valid=277 /-] [Invalid=1725 /-]	
Value	Label	Cases	Percentage
1	縣市政府科長、課長	277	100.0%
Sysmiss		1725	
Warning: these figures indicate the number of cases found in the data file. They cannot be interpreted as summary statistics of the population of interest.			

# m2.11: M2. 在你的親戚、朋友、或認識的人裡面,有沒有做下列這些工作的?(可複選)(家庭幫傭、清潔工)			
Information	[Type= discrete] [Format=numeric] [Range= 1-1] [Missing=*]		
Statistics [NW/ W]	[Valid=474 -] [Invalid=1528 -]		
Value	Label	Cases	Percentage
1	家庭幫傭、清潔工	474	100.0%
Sysmiss		1528	
Warning: these figures indicate the number of cases found in the data file. They cannot be interpreted as summary statistics of the population of interest.			
# m2.12: M2. 在你的親戚、朋友、或認識的人裡面,有沒有做下列這些工作的?(可複選)(新聞記者)			
Information	[Type= discrete] [Format=numeric] [Range= 1-1] [Missing=*]		
Statistics [NW/ W]	[Valid=258 -] [Invalid=1744 -]		
Value	Label	Cases	Percentage
1	新聞記者	258	100.0%
Sysmiss		1744	
Warning: these figures indicate the number of cases found in the data file. They cannot be interpreted as summary statistics of the population of interest.			
# m2.13: M2. 在你的親戚、朋友、或認識的人裡面,有沒有做下列這些工作的?(可複選)(大公司、工廠老闆)			
Information	[Type= discrete] [Format=numeric] [Range= 1-1] [Missing=*]		
Statistics [NW/ W]	[Valid=458 -] [Invalid=1544 -]		
Value	Label	Cases	Percentage
1	大公司、工廠老闆	458	100.0%
Sysmiss		1544	
Warning: these figures indicate the number of cases found in the data file. They cannot be interpreted as summary statistics of the population of interest.			
# m2.14: M2. 在你的親戚、朋友、或認識的人裡面,有沒有做下列這些工作的?(可複選)(律師)			
Information	[Type= discrete] [Format=numeric] [Range= 1-1] [Missing=*]		
Statistics [NW/ W]	[Valid=349 -] [Invalid=1653 -]		
Value	Label	Cases	Percentage
1	律師	349	100.0%
Sysmiss		1653	
Warning: these figures indicate the number of cases found in the data file. They cannot be interpreted as summary statistics of the population of interest.			
# m2.15: M2. 在你的親戚、朋友、或認識的人裡面,有沒有做下列這些工作的?(可複選)(機關裡的工友、警衛)			
Information	[Type= discrete] [Format=numeric] [Range= 1-1] [Missing=*]		
Statistics [NW/ W]	[Valid=500 -] [Invalid=1502 -]		
Value	Label	Cases	Percentage
1	機關裡的工友、警衛	500	100.0%
Sysmiss		1502	
Warning: these figures indicate the number of cases found in the data file. They cannot be interpreted as summary statistics of the population of interest.			
# m2.90: M2. 在你的親戚、朋友、或認識的人裡面,有沒有做下列這些工作的?(可複選)(都沒有)			
Information	[Type= discrete] [Format=numeric] [Range= 1-1] [Missing=*]		
Statistics [NW/ W]	[Valid=260 -] [Invalid=1742 -]		
Value	Label	Cases	Percentage
1	都沒有	260	100.0%
Sysmiss		1742	
Warning: these figures indicate the number of cases found in the data file. They cannot be interpreted as summary statistics of the population of interest.			

# m3: M3. 在過去一個月中, 你和多少人面對面或在電話中討論政治或公共事務?			
Information		[Type= continuous] [Format=numeric] [Range= 0-50] [Missing=*]	
Statistics [NW/ W]		[Valid=2002 /-] [Invalid=0 /-] [Mean=1.307 /-] [StdDev=3.702 /-]	
# m4: M4. 在過去一個月中, 你和多少人在網路上討論政治或公共事務?			
Information		[Type= continuous] [Format=numeric] [Range= 0-50] [Missing=*]	
Statistics [NW/ W]		[Valid=1443 /-] [Invalid=559 /-] [Mean=0.714 /-] [StdDev=3.669 /-]	
# m5.1: M5.1. 你有多常與泛藍的家人或朋友討論政治或公共事務?			
Information		[Type= discrete] [Format=numeric] [Range= 1-4] [Missing=*]	
Statistics [NW/ W]		[Valid=574 /-] [Invalid=1428 /-]	
Value	Label	Cases	Percentage
1	從來沒有	129	<div><div></div></div> 22.5%
2	很少	263	<div><div></div></div> 45.8%
3	有時	145	<div><div></div></div> 25.3%
4	經常	37	<div><div></div></div> 6.4%
Sysmiss		1428	
Warning: these figures indicate the number of cases found in the data file. They cannot be interpreted as summary statistics of the population of interest.			
# m5.2: M5.2. 你有多常與泛綠的家人或朋友討論政治或公共事務?			
Information		[Type= discrete] [Format=numeric] [Range= 1-4] [Missing=*]	
Statistics [NW/ W]		[Valid=574 /-] [Invalid=1428 /-]	
Value	Label	Cases	Percentage
1	從來沒有	109	<div><div></div></div> 19.0%
2	很少	226	<div><div></div></div> 39.4%
3	有時	174	<div><div></div></div> 30.3%
4	經常	65	<div><div></div></div> 11.3%
Sysmiss		1428	
Warning: these figures indicate the number of cases found in the data file. They cannot be interpreted as summary statistics of the population of interest.			
# m5.3: M5.3. 你有多常和與你意見不同的人討論政治或公共事務?			
Information		[Type= discrete] [Format=numeric] [Range= 1-4] [Missing=*]	
Statistics [NW/ W]		[Valid=574 /-] [Invalid=1428 /-]	
Value	Label	Cases	Percentage
1	從來沒有	169	<div><div></div></div> 29.4%
2	很少	262	<div><div></div></div> 45.6%
3	有時	113	<div><div></div></div> 19.7%
4	經常	30	<div><div></div></div> 5.2%
Sysmiss		1428	
Warning: these figures indicate the number of cases found in the data file. They cannot be interpreted as summary statistics of the population of interest.			
# m5.4: M5.4. 在談論政治或公共事務時, 你有多常採納朋友的意見?			
Information		[Type= discrete] [Format=numeric] [Range= 1-4] [Missing=*]	
Statistics [NW/ W]		[Valid=574 /-] [Invalid=1428 /-]	
Value	Label	Cases	Percentage
1	從來沒有	110	<div><div></div></div> 19.2%
2	很少	209	<div><div></div></div> 36.4%
3	有時	231	<div><div></div></div> 40.2%

# m5.4: M5.4. 在談論政治或公共事務時,你有多常採納朋友的意見?			
Value	Label	Cases	Percentage
4	經常	24	4.2%
Sysmiss		1428	
Warning: these figures indicate the number of cases found in the data file. They cannot be interpreted as summary statistics of the population of interest.			
# m5.5: M5.5. 在談論政治或公共事務時,你有多常說服朋友聽你的意見?			
Information	[Type= discrete] [Format=numeric] [Range= 1-4] [Missing=*]		
Statistics [NW/ W]	[Valid=574 -] [Invalid=1428 -]		
Value	Label	Cases	Percentage
1	從來沒有	170	29.6%
2	很少	224	39.0%
3	有時	151	26.3%
4	經常	29	5.1%
Sysmiss		1428	
Warning: these figures indicate the number of cases found in the data file. They cannot be interpreted as summary statistics of the population of interest.			
# m5.6: M5.6. 你和朋友或鄰居談論政治或公共事務時,你多常提供意見?			
Information	[Type= discrete] [Format=numeric] [Range= 1-4] [Missing=*]		
Statistics [NW/ W]	[Valid=574 -] [Invalid=1428 -]		
Value	Label	Cases	Percentage
1	從來沒有	144	25.1%
2	很少	216	37.6%
3	有時	171	29.8%
4	經常	43	7.5%
Sysmiss		1428	
Warning: these figures indicate the number of cases found in the data file. They cannot be interpreted as summary statistics of the population of interest.			
# m6.1: M6. 你有時不願意談論政治或公共事務的原因是?(可複選)(因為你不喜歡爭執)			
Information	[Type= discrete] [Format=numeric] [Range= 1-1] [Missing=*]		
Statistics [NW/ W]	[Valid=1504 -] [Invalid=498 -]		
Value	Label	Cases	Percentage
1	因為你不喜歡爭執	1504	100.0%
Sysmiss		498	
Warning: these figures indicate the number of cases found in the data file. They cannot be interpreted as summary statistics of the population of interest.			
# m6.2: M6. 你有時不願意談論政治或公共事務的原因是?(可複選)(因為會製造敵人)			
Information	[Type= discrete] [Format=numeric] [Range= 1-1] [Missing=*]		
Statistics [NW/ W]	[Valid=404 -] [Invalid=1598 -]		
Value	Label	Cases	Percentage
1	因為會製造敵人	404	100.0%
Sysmiss		1598	
Warning: these figures indicate the number of cases found in the data file. They cannot be interpreted as summary statistics of the population of interest.			
# m6.3: M6. 你有時不願意談論政治或公共事務的原因是?(可複選)(因為擔心別人怎麼看你)			
Information	[Type= discrete] [Format=numeric] [Range= 1-1] [Missing=*]		
Statistics [NW/ W]	[Valid=174 -] [Invalid=1828 -]		

# m6.3: M6. 你有時不願意談論政治或公共事務的原因是?(可複選)(因為擔心別人怎麼看你)			
Value	Label	Cases	Percentage
1	因為擔心別人怎麼看你	174	<div><div></div></div> 100.0%
Sysmiss		1828	
Warning: these figures indicate the number of cases found in the data file. They cannot be interpreted as summary statistics of the population of interest.			
# m6.4: M6. 你有時不願意談論政治或公共事務的原因是?(可複選)(因為有些人你絕對不會跟他談論政治或公共事務)			
Information	[Type= discrete] [Format=numeric] [Range= 1-1] [Missing=*]		
Statistics [NW/ W]	[Valid=893 /-] [Invalid=1109 /-]		
Value	Label	Cases	Percentage
1	因為有些人你絕對不會跟他談論政治或公共事務	893	<div><div></div></div> 100.0%
Sysmiss		1109	
Warning: these figures indicate the number of cases found in the data file. They cannot be interpreted as summary statistics of the population of interest.			
# n1.1: N1.1. 你有多常參與社區或地方改造工作?			
Information	[Type= discrete] [Format=numeric] [Range= 1-4] [Missing=*]		
Statistics [NW/ W]	[Valid=2002 /-] [Invalid=0 /-]		
Value	Label	Cases	Percentage
1	從來沒有	1537	<div><div></div></div> 76.8%
2	很少	278	<div><div></div></div> 13.9%
3	有時	130	<div><div></div></div> 6.5%
4	經常	57	<div><div></div></div> 2.8%
Warning: these figures indicate the number of cases found in the data file. They cannot be interpreted as summary statistics of the population of interest.			
# n1.2: N1.2. 你有多常擔任義工?			
Information	[Type= discrete] [Format=numeric] [Range= 1-4] [Missing=*]		
Statistics [NW/ W]	[Valid=2002 /-] [Invalid=0 /-]		
Value	Label	Cases	Percentage
1	從來沒有	1443	<div><div></div></div> 72.1%
2	很少	250	<div><div></div></div> 12.5%
3	有時	181	<div><div></div></div> 9.0%
4	經常	128	<div><div></div></div> 6.4%
Warning: these figures indicate the number of cases found in the data file. They cannot be interpreted as summary statistics of the population of interest.			
# n1.3: N1.3. 你有多常參加社區或公民團體集會與活動?			
Information	[Type= discrete] [Format=numeric] [Range= 1-4] [Missing=*]		
Statistics [NW/ W]	[Valid=2002 /-] [Invalid=0 /-]		
Value	Label	Cases	Percentage
1	從來沒有	1501	<div><div></div></div> 75.0%
2	很少	262	<div><div></div></div> 13.1%
3	有時	160	<div><div></div></div> 8.0%
4	經常	79	<div><div></div></div> 3.9%
Warning: these figures indicate the number of cases found in the data file. They cannot be interpreted as summary statistics of the population of interest.			
# n1.4: N1.4. 你有多常參加地方政治社團活動?			
Information	[Type= discrete] [Format=numeric] [Range= 1-4] [Missing=*]		
Statistics [NW/ W]	[Valid=2002 /-] [Invalid=0 /-]		

# n1.4: N1.4. 你有多常參加地方政治社團活動？			
Value	Label	Cases	Percentage
1	從來沒有	1756	<div><div></div></div> 87.7%
2	很少	167	<div><div></div></div> 8.3%
3	有時	71	<div><div></div></div> 3.5%
4	經常	8	<div><div></div></div> 0.4%
Warning: these figures indicate the number of cases found in the data file. They cannot be interpreted as summary statistics of the population of interest.			
# o1.1: O1.1. 你多常在網路平台上表達你對政治或公共事務議題的看法？			
Information	[Type= discrete] [Format=numeric] [Range= 1-4] [Missing=*]		
Statistics [NW/ W]	[Valid=162 /-] [Invalid=1840 /-]		
Value	Label	Cases	Percentage
1	從來沒有	42	<div><div></div></div> 25.9%
2	很少	66	<div><div></div></div> 40.7%
3	有時	38	<div><div></div></div> 23.5%
4	經常	16	<div><div></div></div> 9.9%
Sysmiss		1840	
Warning: these figures indicate the number of cases found in the data file. They cannot be interpreted as summary statistics of the population of interest.			
# o1.2: O1.2. 你多常在網路平台上和朋友討論政治或公共事務話題？			
Information	[Type= discrete] [Format=numeric] [Range= 1-4] [Missing=*]		
Statistics [NW/ W]	[Valid=162 /-] [Invalid=1840 /-]		
Value	Label	Cases	Percentage
1	從來沒有	36	<div><div></div></div> 22.2%
2	很少	65	<div><div></div></div> 40.1%
3	有時	40	<div><div></div></div> 24.7%
4	經常	21	<div><div></div></div> 13.0%
Sysmiss		1840	
Warning: these figures indicate the number of cases found in the data file. They cannot be interpreted as summary statistics of the population of interest.			
# o1.3: O1.3. 你多常簽署網路版的請願書？			
Information	[Type= discrete] [Format=numeric] [Range= 1-4] [Missing=*]		
Statistics [NW/ W]	[Valid=1443 /-] [Invalid=559 /-]		
Value	Label	Cases	Percentage
1	從來沒有	1241	<div><div></div></div> 86.0%
2	很少	128	<div><div></div></div> 8.9%
3	有時	69	<div><div></div></div> 4.8%
4	經常	5	<div><div></div></div> 0.3%
Sysmiss		559	
Warning: these figures indicate the number of cases found in the data file. They cannot be interpreted as summary statistics of the population of interest.			
# o2.1: O2.1. 若社群媒體上有人轉貼支持藍陣營的訊息, 你的注意程度高低？			
Information	[Type= discrete] [Format=numeric] [Range= 1-5] [Missing=*]		
Statistics [NW/ W]	[Valid=1260 /-] [Invalid=742 /-]		
Value	Label	Cases	Percentage
1	非常不注意	298	<div><div></div></div> 23.7%
2	不注意	417	<div><div></div></div> 33.1%
3	普通	306	<div><div></div></div> 24.3%

# o2.1: O2.1. 若社群媒體上有人轉貼支持藍陣營的訊息, 你的注意程度高低?			
Value	Label	Cases	Percentage
4	注意	223	<div><div></div></div> 17.7%
5	非常注意	16	<div><div></div></div> 1.3%
Sysmiss		742	
Warning: these figures indicate the number of cases found in the data file. They cannot be interpreted as summary statistics of the population of interest.			
# o2.2: O2.2. 若社群媒體上有人轉貼支持綠陣營的訊息, 你的注意程度高低?			
Information	[Type= discrete] [Format=numeric] [Range= 1-5] [Missing=*]		
Statistics [NW/ W]	[Valid=1260 /-] [Invalid=742 /-]		
Value	Label	Cases	Percentage
1	非常不注意	294	<div><div></div></div> 23.3%
2	不注意	414	<div><div></div></div> 32.9%
3	普通	304	<div><div></div></div> 24.1%
4	注意	229	<div><div></div></div> 18.2%
5	非常注意	19	<div><div></div></div> 1.5%
Sysmiss		742	
Warning: these figures indicate the number of cases found in the data file. They cannot be interpreted as summary statistics of the population of interest.			
# p1: P1. 請問在去年舉行的「縣市長」選舉, 你有沒有去投票?			
Information	[Type= discrete] [Format=numeric] [Range= 1-99] [Missing=*]		
Statistics [NW/ W]	[Valid=2002 /-] [Invalid=0 /-]		
Value	Label	Cases	Percentage
1	有	1562	<div><div></div></div> 78.0%
2	沒有(跳答至P3)	403	<div><div></div></div> 20.1%
95	拒答(跳答至P3)	18	<div><div></div></div> 0.9%
99	不知道(跳答至P3)	19	<div><div></div></div> 0.9%
Warning: these figures indicate the number of cases found in the data file. They cannot be interpreted as summary statistics of the population of interest.			
# p2: P2. 請問你去年舉行的「縣市長」選舉, 你投給哪一黨的候選人?			
Information	[Type= discrete] [Format=numeric] [Range= 1-99] [Missing=*]		
Statistics [NW/ W]	[Valid=1562 /-] [Invalid=440 /-]		
Value	Label	Cases	Percentage
1	國民黨	477	<div><div></div></div> 30.5%
2	民進黨	653	<div><div></div></div> 41.8%
3	親民黨	0	
4	新黨	0	
5	台灣團結聯盟(台聯)	0	
6	無黨籍	145	<div><div></div></div> 9.3%
7	投廢票	24	<div><div></div></div> 1.5%
95	拒答	156	<div><div></div></div> 10.0%
96	看情形	0	
97	無意見	10	<div><div></div></div> 0.6%
99	不知道	97	<div><div></div></div> 6.2%
Sysmiss		440	
Warning: these figures indicate the number of cases found in the data file. They cannot be interpreted as summary statistics of the population of interest.			
# p3: P3. 請問你過去投票(包含台灣所有大小選舉)的情形是?			
Information	[Type= discrete] [Format=numeric] [Range= 1-99] [Missing=*]		

# p3: P3. 請問你過去投票(包含台灣所有大小選舉)的情形是?			
Statistics [NW/ W]		[Valid=2002 /-] [Invalid=0 /-]	
Value	Label	Cases	Percentage
1	全部都投藍的	158	<div><div></div></div> 7.9%
2	大部分都投藍的	286	<div><div></div></div> 14.3%
3	不一定(選人不選黨)	910	<div><div></div></div> 45.5%
4	大部分投綠的	289	<div><div></div></div> 14.4%
5	全部都投綠的	135	<div><div></div></div> 6.7%
6	從來沒有投票過	93	<div><div></div></div> 4.6%
95	拒答	62	<div><div></div></div> 3.1%
97	無意見	36	<div><div></div></div> 1.8%
99	不知道	33	<div><div></div></div> 1.6%
Warning: these figures indicate the number of cases found in the data file. They cannot be interpreted as summary statistics of the population of interest.			
# p4: P4. 假設今天就是總統大選,請問你會投給哪位候選人?			
Information		[Type= discrete] [Format=numeric] [Range= 1-99] [Missing=*]	
Statistics [NW/ W]		[Valid=2002 /-] [Invalid=0 /-]	
Value	Label	Cases	Percentage
1	國民黨朱立倫(跳答至P6)	287	<div><div></div></div> 14.3%
2	民進黨蔡英文(跳答至P6)	758	<div><div></div></div> 37.9%
3	親民黨宋楚瑜(跳答至P6)	125	<div><div></div></div> 6.2%
4	不會去投票(跳答至P6)	210	<div><div></div></div> 10.5%
5	投廢票	47	<div><div></div></div> 2.3%
99	不知道	575	<div><div></div></div> 28.7%
Warning: these figures indicate the number of cases found in the data file. They cannot be interpreted as summary statistics of the population of interest.			
# p5: P5. 那請問你比較傾向投給哪位候選人?			
Information		[Type= discrete] [Format=numeric] [Range= 1-99] [Missing=*]	
Statistics [NW/ W]		[Valid=622 /-] [Invalid=1380 /-]	
Value	Label	Cases	Percentage
1	國民黨朱立倫	47	<div><div></div></div> 7.6%
2	民進黨- 蔡英文	68	<div><div></div></div> 10.9%
3	親民黨宋楚瑜	22	<div><div></div></div> 3.5%
99	不知道	485	<div><div></div></div> 78.0%
Sysmiss		1380	
Warning: these figures indicate the number of cases found in the data file. They cannot be interpreted as summary statistics of the population of interest.			
# p6: P6. 要你決定投票給哪位候選人這個決定,對你來說困不困難?			
Information		[Type= discrete] [Format=numeric] [Range= 1-99] [Missing=*]	
Statistics [NW/ W]		[Valid=2002 /-] [Invalid=0 /-]	
Value	Label	Cases	Percentage
1	很難選擇	147	<div><div></div></div> 7.3%
2	有點難選擇	214	<div><div></div></div> 10.7%
3	普通	248	<div><div></div></div> 12.4%
4	有點容易選擇	181	<div><div></div></div> 9.0%
5	很容易選擇	1087	<div><div></div></div> 54.3%
95	拒答	39	<div><div></div></div> 1.9%
99	不知道	86	<div><div></div></div> 4.3%

# p6: P6. 要你決定投票給哪位候選人這個決定, 對你來說困不困難?			
Warning: these figures indicate the number of cases found in the data file. They cannot be interpreted as summary statistics of the population of interest.			
# p7: P7. 請問你下面哪個說法反應你投票的情形?			
Information	[Type= discrete] [Format=numeric] [Range= 1-99] [Missing=*]		
Statistics [NW/ W]	[Valid=2002 /-] [Invalid=0 /-]		
Value	Label	Cases	Percentage
1	主要考量候選人推出的政策	736	<div><div></div></div> 36.8%
2	大部分會考量候選人推出的政策	617	<div><div></div></div> 30.8%
3	不一定	266	<div><div></div></div> 13.3%
4	大部分不會考量候選人推出的政策	94	<div><div></div></div> 4.7%
5	從不考量候選人推出的政策	147	<div><div></div></div> 7.3%
95	拒答	23	<div><div></div></div> 1.1%
97	無意見	83	<div><div></div></div> 4.1%
99	不知道	36	<div><div></div></div> 1.8%
Warning: these figures indicate the number of cases found in the data file. They cannot be interpreted as summary statistics of the population of interest.			
# p8.1: P8. 在過去一個月, 下列哪些人曾經主動邀請你投票給你支持的總統候選人?(可複選)(家人)			
Information	[Type= discrete] [Format=numeric] [Range= 1-1] [Missing=*]		
Statistics [NW/ W]	[Valid=236 /-] [Invalid=1766 /-]		
Value	Label	Cases	Percentage
1	家人	236	<div><div></div></div> 100.0%
Sysmiss		1766	
Warning: these figures indicate the number of cases found in the data file. They cannot be interpreted as summary statistics of the population of interest.			
# p8.2: P8. 在過去一個月, 下列哪些人曾經主動邀請你投票給你支持的總統候選人?(可複選)(伴侶(包含夫妻、男女朋友、同居人))			
Information	[Type= discrete] [Format=numeric] [Range= 1-1] [Missing=*]		
Statistics [NW/ W]	[Valid=33 /-] [Invalid=1969 /-]		
Value	Label	Cases	Percentage
1	伴侶 (包含夫妻、男女朋友、同居人)	33	<div><div></div></div> 100.0%
Sysmiss		1969	
Warning: these figures indicate the number of cases found in the data file. They cannot be interpreted as summary statistics of the population of interest.			
# p8.3: P8. 在過去一個月, 下列哪些人曾經主動邀請你投票給你支持的總統候選人?(可複選)(朋友)			
Information	[Type= discrete] [Format=numeric] [Range= 1-1] [Missing=*]		
Statistics [NW/ W]	[Valid=279 /-] [Invalid=1723 /-]		
Value	Label	Cases	Percentage
1	朋友	279	<div><div></div></div> 100.0%
Sysmiss		1723	
Warning: these figures indicate the number of cases found in the data file. They cannot be interpreted as summary statistics of the population of interest.			
# p8.4: P8. 在過去一個月, 下列哪些人曾經主動邀請你投票給你支持的總統候選人?(可複選)(同事)			
Information	[Type= discrete] [Format=numeric] [Range= 1-1] [Missing=*]		
Statistics [NW/ W]	[Valid=82 /-] [Invalid=1920 /-]		
Value	Label	Cases	Percentage
1	同事	82	<div><div></div></div> 100.0%
Sysmiss		1920	
Warning: these figures indicate the number of cases found in the data file. They cannot be interpreted as summary statistics of the population of interest.			

# p8.5: P8. 在過去一個月, 下列哪些人曾經主動邀請你投票給你支持的總統候選人?(可複選)(同學)			
Information	[Type= discrete] [Format=numeric] [Range= 1-1] [Missing=*]		
Statistics [NW/ W]	[Valid=39 /-] [Invalid=1963 /-]		
Value	Label	Cases	Percentage
1	同學	39	100.0%
Sysmiss		1963	
Warning: these figures indicate the number of cases found in the data file. They cannot be interpreted as summary statistics of the population of interest.			
# p8.6: P8. 在過去一個月, 下列哪些人曾經主動邀請你投票給你支持的總統候選人?(可複選)(親戚)			
Information	[Type= discrete] [Format=numeric] [Range= 1-1] [Missing=*]		
Statistics [NW/ W]	[Valid=64 /-] [Invalid=1938 /-]		
Value	Label	Cases	Percentage
1	親戚	64	100.0%
Sysmiss		1938	
Warning: these figures indicate the number of cases found in the data file. They cannot be interpreted as summary statistics of the population of interest.			
# p8.7: P8. 在過去一個月, 下列哪些人曾經主動邀請你投票給你支持的總統候選人?(可複選)(鄰居)			
Information	[Type= discrete] [Format=numeric] [Range= 1-1] [Missing=*]		
Statistics [NW/ W]	[Valid=66 /-] [Invalid=1936 /-]		
Value	Label	Cases	Percentage
1	鄰居	66	100.0%
Sysmiss		1936	
Warning: these figures indicate the number of cases found in the data file. They cannot be interpreted as summary statistics of the population of interest.			
# p8.8: P8. 在過去一個月, 下列哪些人曾經主動邀請你投票給你支持的總統候選人?(可複選)(點頭之交)			
Information	[Type= discrete] [Format=numeric] [Range= 1-1] [Missing=*]		
Statistics [NW/ W]	[Valid=23 /-] [Invalid=1979 /-]		
Value	Label	Cases	Percentage
1	點頭之交	23	100.0%
Sysmiss		1979	
Warning: these figures indicate the number of cases found in the data file. They cannot be interpreted as summary statistics of the population of interest.			
# p8.9: P8. 在過去一個月, 下列哪些人曾經主動邀請你投票給你支持的總統候選人?(可複選)(朋友的朋友(有共同朋友, 或知道名字, 但彼此不認識))			
Information	[Type= discrete] [Format=numeric] [Range= 1-1] [Missing=*]		
Statistics [NW/ W]	[Valid=40 /-] [Invalid=1962 /-]		
Value	Label	Cases	Percentage
1	朋友的朋友 (有共同朋友, 或知道名字, 但彼此不認識)	40	100.0%
Sysmiss		1962	
Warning: these figures indicate the number of cases found in the data file. They cannot be interpreted as summary statistics of the population of interest.			
# p8.10: P8. 在過去一個月, 下列哪些人曾經主動邀請你投票給你支持的總統候選人?(可複選)(陌生人)			
Information	[Type= discrete] [Format=numeric] [Range= 1-1] [Missing=*]		
Statistics [NW/ W]	[Valid=90 /-] [Invalid=1912 /-]		
Value	Label	Cases	Percentage
1	陌生人	90	100.0%
Sysmiss		1912	
Warning: these figures indicate the number of cases found in the data file. They cannot be interpreted as summary statistics of the population of interest.			

# p8.90: P8. 在過去一個月, 下列哪些人曾經主動邀請你投票給你支持的總統候選人?(可複選)(都沒有)			
Information		[Type= discrete] [Format=numeric] [Range= 1-1] [Missing=*]	
Statistics [NW/ W]		[Valid=1459 /-] [Invalid=543 /-]	
Value	Label	Cases	Percentage
1	都沒有	1459	<div><div></div></div> 100.0%
Sysmiss		543	
<i>Warning: these figures indicate the number of cases found in the data file. They cannot be interpreted as summary statistics of the population of interest.</i>			
# p9.1: P9. 在過去一個月, 下列哪些人曾經主動邀請你投票給你不支持的總統候選人?(可複選)(家人)			
Information		[Type= discrete] [Format=numeric] [Range= 1-1] [Missing=*]	
Statistics [NW/ W]		[Valid=89 /-] [Invalid=1913 /-]	
Value	Label	Cases	Percentage
1	家人	89	<div><div></div></div> 100.0%
Sysmiss		1913	
<i>Warning: these figures indicate the number of cases found in the data file. They cannot be interpreted as summary statistics of the population of interest.</i>			
# p9.2: P9. 在過去一個月, 下列哪些人曾經主動邀請你投票給你不支持的總統候選人?(可複選)(伴侶(包含夫妻、男女朋友、同居人))			
Information		[Type= discrete] [Format=numeric] [Range= 1-1] [Missing=*]	
Statistics [NW/ W]		[Valid=9 /-] [Invalid=1993 /-]	
Value	Label	Cases	Percentage
1	伴侶 (包含夫妻、男女朋友、同居人)	9	<div><div></div></div> 100.0%
Sysmiss		1993	
<i>Warning: these figures indicate the number of cases found in the data file. They cannot be interpreted as summary statistics of the population of interest.</i>			
# p9.3: P9. 在過去一個月, 下列哪些人曾經主動邀請你投票給你不支持的總統候選人?(可複選)(朋友)			
Information		[Type= discrete] [Format=numeric] [Range= 1-1] [Missing=*]	
Statistics [NW/ W]		[Valid=175 /-] [Invalid=1827 /-]	
Value	Label	Cases	Percentage
1	朋友	175	<div><div></div></div> 100.0%
Sysmiss		1827	
<i>Warning: these figures indicate the number of cases found in the data file. They cannot be interpreted as summary statistics of the population of interest.</i>			
# p9.4: P9. 在過去一個月, 下列哪些人曾經主動邀請你投票給你不支持的總統候選人?(可複選)(同事)			
Information		[Type= discrete] [Format=numeric] [Range= 1-1] [Missing=*]	
Statistics [NW/ W]		[Valid=53 /-] [Invalid=1949 /-]	
Value	Label	Cases	Percentage
1	同事	53	<div><div></div></div> 100.0%
Sysmiss		1949	
<i>Warning: these figures indicate the number of cases found in the data file. They cannot be interpreted as summary statistics of the population of interest.</i>			
# p9.5: P9. 在過去一個月, 下列哪些人曾經主動邀請你投票給你不支持的總統候選人?(可複選)(同學)			
Information		[Type= discrete] [Format=numeric] [Range= 1-1] [Missing=*]	
Statistics [NW/ W]		[Valid=19 /-] [Invalid=1983 /-]	
Value	Label	Cases	Percentage
1	同學	19	<div><div></div></div> 100.0%
Sysmiss		1983	
<i>Warning: these figures indicate the number of cases found in the data file. They cannot be interpreted as summary statistics of the population of interest.</i>			

# p9.6: P9. 在過去一個月, 下列哪些人曾經主動邀請你投票給你不支持的總統候選人?(可複選)(親戚)			
Information	[Type= discrete] [Format=numeric] [Range= 1-1] [Missing=*]		
Statistics [NW/ W]	[Valid=43 /-] [Invalid=1959 /-]		
Value	Label	Cases	Percentage
1	親戚	43	100.0%
Sysmiss		1959	
Warning: these figures indicate the number of cases found in the data file. They cannot be interpreted as summary statistics of the population of interest.			
# p9.7: P9. 在過去一個月, 下列哪些人曾經主動邀請你投票給你不支持的總統候選人?(可複選)(鄰居)			
Information	[Type= discrete] [Format=numeric] [Range= 1-1] [Missing=*]		
Statistics [NW/ W]	[Valid=47 /-] [Invalid=1955 /-]		
Value	Label	Cases	Percentage
1	鄰居	47	100.0%
Sysmiss		1955	
Warning: these figures indicate the number of cases found in the data file. They cannot be interpreted as summary statistics of the population of interest.			
# p9.8: P9. 在過去一個月, 下列哪些人曾經主動邀請你投票給你不支持的總統候選人?(可複選)(點頭之交)			
Information	[Type= discrete] [Format=numeric] [Range= 1-1] [Missing=*]		
Statistics [NW/ W]	[Valid=26 /-] [Invalid=1976 /-]		
Value	Label	Cases	Percentage
1	點頭之交	26	100.0%
Sysmiss		1976	
Warning: these figures indicate the number of cases found in the data file. They cannot be interpreted as summary statistics of the population of interest.			
# p9.9: P9. 在過去一個月, 下列哪些人曾經主動邀請你投票給你不支持的總統候選人?(可複選)(朋友的朋友(有共同朋友, 或知道名字, 但彼此不認識))			
Information	[Type= discrete] [Format=numeric] [Range= 1-1] [Missing=*]		
Statistics [NW/ W]	[Valid=29 /-] [Invalid=1973 /-]		
Value	Label	Cases	Percentage
1	朋友的朋友 (有共同朋友, 或知道名字, 但彼此不認識)	29	100.0%
Sysmiss		1973	
Warning: these figures indicate the number of cases found in the data file. They cannot be interpreted as summary statistics of the population of interest.			
# p9.10: P9. 在過去一個月, 下列哪些人曾經主動邀請你投票給你不支持的總統候選人?(可複選)(陌生人)			
Information	[Type= discrete] [Format=numeric] [Range= 1-1] [Missing=*]		
Statistics [NW/ W]	[Valid=88 /-] [Invalid=1914 /-]		
Value	Label	Cases	Percentage
1	陌生人	88	100.0%
Sysmiss		1914	
Warning: these figures indicate the number of cases found in the data file. They cannot be interpreted as summary statistics of the population of interest.			
# p9.90: P9. 在過去一個月, 下列哪些人曾經主動邀請你投票給你不支持的總統候選人?(可複選)(都沒有)			
Information	[Type= discrete] [Format=numeric] [Range= 1-1] [Missing=*]		
Statistics [NW/ W]	[Valid=1626 /-] [Invalid=376 /-]		
Value	Label	Cases	Percentage
1	都沒有	1626	100.0%
Sysmiss		376	
Warning: these figures indicate the number of cases found in the data file. They cannot be interpreted as summary statistics of the population of interest.			

# p10: P10. 請問2016年立法委員選舉,你會投給哪個政黨的立法委員候選人?			
Information	[Type= discrete] [Format=numeric] [Range= 1-99] [Missing=*]		
Statistics [NW/ W]	[Valid=2002 /-] [Invalid=0 /-]		
Value	Label	Cases	Percentage
1	國民黨	331	<div><div></div></div> 16.5%
2	民進黨	530	<div><div></div></div> 26.5%
3	親民黨	26	<div><div></div></div> 1.3%
4	新黨	5	<div><div></div></div> 0.2%
5	台灣團結聯盟(台聯)	3	<div><div></div></div> 0.1%
6	無黨籍	21	<div><div></div></div> 1.0%
7	時代力量	24	<div><div></div></div> 1.2%
8	民國黨	9	<div><div></div></div> 0.4%
9	社會民主黨	3	<div><div></div></div> 0.1%
10	綠黨	19	<div><div></div></div> 0.9%
11	投廢票	17	<div><div></div></div> 0.8%
12	不會去投票	185	<div><div></div></div> 9.2%
88	其他政黨	2	<div><div></div></div> 0.1%
95	拒答	87	<div><div></div></div> 4.3%
99	不知道	740	<div><div></div></div> 37.0%
Warning: these figures indicate the number of cases found in the data file. They cannot be interpreted as summary statistics of the population of interest.			
# p10.a: P10. 請問2016年立法委員選舉,你會投給哪個政黨的立法委員候選人?(其他)			
Information	[Type= discrete] [Format=character] [Missing=*]		
Statistics [NW/ W]	[Valid=2 /-] [Invalid=0 /-]		
Value	Label	Cases	Percentage
信心希望聯盟		2	<div><div></div></div> 100.0%
Warning: these figures indicate the number of cases found in the data file. They cannot be interpreted as summary statistics of the population of interest.			
# q1.1: Q1.1. 你過去一年多常使用社群媒體來傳播公民運動相關訊息?			
Information	[Type= discrete] [Format=numeric] [Range= 1-4] [Missing=*]		
Statistics [NW/ W]	[Valid=1260 /-] [Invalid=742 /-]		
Value	Label	Cases	Percentage
1	從來沒有	1003	<div><div></div></div> 79.6%
2	很少	125	<div><div></div></div> 9.9%
3	有時	96	<div><div></div></div> 7.6%
4	經常	36	<div><div></div></div> 2.9%
Sysmiss		742	
Warning: these figures indicate the number of cases found in the data file. They cannot be interpreted as summary statistics of the population of interest.			
# q1.2: Q1.2. 你過去一年多常以社群媒體動員親友參與公民運動?			
Information	[Type= discrete] [Format=numeric] [Range= 1-4] [Missing=*]		
Statistics [NW/ W]	[Valid=1260 /-] [Invalid=742 /-]		
Value	Label	Cases	Percentage
1	從來沒有	1094	<div><div></div></div> 86.8%
2	很少	92	<div><div></div></div> 7.3%
3	有時	52	<div><div></div></div> 4.1%
4	經常	22	<div><div></div></div> 1.7%

# q1.2: Q1.2. 你過去一年多常以社群媒體動員親友參與公民運動？			
Value	Label	Cases	Percentage
Sysmiss		742	
<i>Warning: these figures indicate the number of cases found in the data file. They cannot be interpreted as summary statistics of the population of interest.</i>			
# q1.3: Q1.3. 請問你過去一年多常到現場參加公民運動？			
Information	[Type= discrete] [Format=numeric] [Range= 1-4] [Missing=*]		
Statistics [NW/ W]	[Valid=2002 /-] [Invalid=0 /-]		
Value	Label	Cases	Percentage
1	從來沒有	1858	92.8%
2	很少	88	4.4%
3	有時	48	2.4%
4	經常	8	0.4%
<i>Warning: these figures indicate the number of cases found in the data file. They cannot be interpreted as summary statistics of the population of interest.</i>			
# q1.4: Q1.4. 你關心的公民運動結束之後,你多常會持續關切相關議題的發展？			
Information	[Type= discrete] [Format=numeric] [Range= 1-4] [Missing=*]		
Statistics [NW/ W]	[Valid=295 /-] [Invalid=1707 /-]		
Value	Label	Cases	Percentage
1	從來沒有	20	6.8%
2	很少	73	24.7%
3	有時	150	50.8%
4	經常	52	17.6%
Sysmiss		1707	
<i>Warning: these figures indicate the number of cases found in the data file. They cannot be interpreted as summary statistics of the population of interest.</i>			
# q2.1: Q2.1. 參與公民運動讓你覺得快樂？			
Information	[Type= discrete] [Format=numeric] [Range= 1-5] [Missing=*]		
Statistics [NW/ W]	[Valid=295 /-] [Invalid=1707 /-]		
Value	Label	Cases	Percentage
1	非常不同意	10	3.4%
2	不同意	58	19.7%
3	無所謂同不同意	102	34.6%
4	同意	122	41.4%
5	非常同意	3	1.0%
Sysmiss		1707	
<i>Warning: these figures indicate the number of cases found in the data file. They cannot be interpreted as summary statistics of the population of interest.</i>			
# q2.2: Q2.2. 參與公民運動是因為你覺得憤怒？			
Information	[Type= discrete] [Format=numeric] [Range= 1-5] [Missing=*]		
Statistics [NW/ W]	[Valid=295 /-] [Invalid=1707 /-]		
Value	Label	Cases	Percentage
1	非常不同意	11	3.7%
2	不同意	54	18.3%
3	無所謂同不同意	77	26.1%
4	同意	134	45.4%
5	非常同意	19	6.4%
Sysmiss		1707	

# q2.2: Q2.2. 參與公民運動是因為你覺得憤怒?			
Warning: these figures indicate the number of cases found in the data file. They cannot be interpreted as summary statistics of the population of interest.			
# q2.3: Q2.3. 你為了你所愛的這片土地與人們(包括自己)而參與公民運動?			
Information	[Type= discrete] [Format=numeric] [Range= 1-5] [Missing=*]		
Statistics [NW/ W]	[Valid=295 /-] [Invalid=1707 /-]		
Value	Label	Cases	Percentage
1	非常不同意	2	0.7%
2	不同意	20	6.8%
3	無所謂同不同意	36	12.2%
4	同意	189	64.1%
5	非常同意	48	16.3%
Sysmiss		1707	
Warning: these figures indicate the number of cases found in the data file. They cannot be interpreted as summary statistics of the population of interest.			
# q2.4: Q2.4. 你認為公民運動的領導者是人民英雄?			
Information	[Type= discrete] [Format=numeric] [Range= 1-5] [Missing=*]		
Statistics [NW/ W]	[Valid=295 /-] [Invalid=1707 /-]		
Value	Label	Cases	Percentage
1	非常不同意	28	9.5%
2	不同意	129	43.7%
3	無所謂同不同意	91	30.8%
4	同意	44	14.9%
5	非常同意	3	1.0%
Sysmiss		1707	
Warning: these figures indicate the number of cases found in the data file. They cannot be interpreted as summary statistics of the population of interest.			
# q2.5: Q2.5. 你認為你與其他參與公民運動的朋友志同道合?			
Information	[Type= discrete] [Format=numeric] [Range= 1-5] [Missing=*]		
Statistics [NW/ W]	[Valid=295 /-] [Invalid=1707 /-]		
Value	Label	Cases	Percentage
1	非常不同意	8	2.7%
2	不同意	52	17.6%
3	無所謂同不同意	90	30.5%
4	同意	138	46.8%
5	非常同意	7	2.4%
Sysmiss		1707	
Warning: these figures indicate the number of cases found in the data file. They cannot be interpreted as summary statistics of the population of interest.			
# q2.6: Q2.6. 你參與公民運動是因為你所參與的公民運動目標有實現的可能性?			
Information	[Type= discrete] [Format=numeric] [Range= 1-5] [Missing=*]		
Statistics [NW/ W]	[Valid=295 /-] [Invalid=1707 /-]		
Value	Label	Cases	Percentage
1	非常不同意	8	2.7%
2	不同意	37	12.5%
3	無所謂同不同意	59	20.0%
4	同意	175	59.3%
5	非常同意	16	5.4%

# q2.6: Q2.6. 你參與公民運動是因為你所參與的公民運動目標有實現的可能性？			
Value	Label	Cases	Percentage
Sysmiss		1707	
Warning: these figures indicate the number of cases found in the data file. They cannot be interpreted as summary statistics of the population of interest.			
# q2.7: Q2.7. 你認為你參與的公民運動能夠捍衛重要的社會價值？			
Information	[Type= discrete] [Format=numeric] [Range= 1-5] [Missing=*]		
Statistics [NW/ W]	[Valid=295 /-] [Invalid=1707 /-]		
Value	Label	Cases	Percentage
1	非常不同意	6	2.0%
2	不同意	21	7.1%
3	無所謂同不同意	33	11.2%
4	同意	193	65.4%
5	非常同意	42	14.2%
Sysmiss		1707	
Warning: these figures indicate the number of cases found in the data file. They cannot be interpreted as summary statistics of the population of interest.			
# r1: R1. 你知不知道我國現任的副總統是誰？			
Information	[Type= discrete] [Format=numeric] [Range= 1-99] [Missing=*]		
Statistics [NW/ W]	[Valid=2002 /-] [Invalid=0 /-]		
Value	Label	Cases	Percentage
1	王金平	13	0.6%
2	吳敦義	1649	82.4%
3	蕭萬長	88	4.4%
99	不知道	252	12.6%
Warning: these figures indicate the number of cases found in the data file. They cannot be interpreted as summary statistics of the population of interest.			
# r2: R2. 你知不知道目前立法院中哪一個政黨的立法委員最多？			
Information	[Type= discrete] [Format=numeric] [Range= 1-99] [Missing=*]		
Statistics [NW/ W]	[Valid=2002 /-] [Invalid=0 /-]		
Value	Label	Cases	Percentage
1	國民黨	1491	74.5%
2	民進黨	163	8.1%
3	親民黨	2	0.1%
99	不知道	346	17.3%
Warning: these figures indicate the number of cases found in the data file. They cannot be interpreted as summary statistics of the population of interest.			
# r3: R3. 你知不知道現在的民進黨黨主席是誰？			
Information	[Type= discrete] [Format=numeric] [Range= 1-99] [Missing=*]		
Statistics [NW/ W]	[Valid=2002 /-] [Invalid=0 /-]		
Value	Label	Cases	Percentage
1	蘇貞昌	30	1.5%
2	蔡英文	1766	88.2%
3	謝長廷	13	0.6%
99	不知道	193	9.6%
Warning: these figures indicate the number of cases found in the data file. They cannot be interpreted as summary statistics of the population of interest.			
# r4: R4. 你知不知道我國憲法的修正是由哪一個民意機關負責？			
Information	[Type= discrete] [Format=numeric] [Range= 1-99] [Missing=*]		

# r4: R4. 你知不知道我國憲法的修正是由哪一個民意機關負責？			
Statistics [NW/ W]	[Valid=2002 /-] [Invalid=0 /-]		
Value	Label	Cases	Percentage
1	立法院	1437	<div><div></div></div> 71.8%
2	行政院	78	<div><div></div></div> 3.9%
3	監察院	45	<div><div></div></div> 2.2%
99	不知道	442	<div><div></div></div> 22.1%
Warning: these figures indicate the number of cases found in the data file. They cannot be interpreted as summary statistics of the population of interest.			
# r5: R5. 你知不知道下列三個國家中, 哪一個國家和台灣有正式邦交？			
Information	[Type= discrete] [Format=numeric] [Range= 1-99] [Missing=*]		
Statistics [NW/ W]	[Valid=2002 /-] [Invalid=0 /-]		
Value	Label	Cases	Percentage
1	韓國	76	<div><div></div></div> 3.8%
2	南非	407	<div><div></div></div> 20.3%
3	梵帝岡	746	<div><div></div></div> 37.3%
99	不知道	773	<div><div></div></div> 38.6%
Warning: these figures indicate the number of cases found in the data file. They cannot be interpreted as summary statistics of the population of interest.			
# s1.1: S1.1. 請問你對政治感興趣的程度？			
Information	[Type= discrete] [Format=numeric] [Range= 1-5] [Missing=*]		
Statistics [NW/ W]	[Valid=2002 /-] [Invalid=0 /-]		
Value	Label	Cases	Percentage
1	非常不感興趣	484	<div><div></div></div> 24.2%
2	有點不感興趣	505	<div><div></div></div> 25.2%
3	普通	594	<div><div></div></div> 29.7%
4	有點感興趣	354	<div><div></div></div> 17.7%
5	非常感興趣	65	<div><div></div></div> 3.2%
Warning: these figures indicate the number of cases found in the data file. They cannot be interpreted as summary statistics of the population of interest.			
# s1.2: S1.2. 政府會為全民謀求最大的福利？			
Information	[Type= discrete] [Format=numeric] [Range= 1-5] [Missing=*]		
Statistics [NW/ W]	[Valid=2002 /-] [Invalid=0 /-]		
Value	Label	Cases	Percentage
1	非常不同意	191	<div><div></div></div> 9.5%
2	不同意	791	<div><div></div></div> 39.5%
3	無所謂同不同意	297	<div><div></div></div> 14.8%
4	同意	668	<div><div></div></div> 33.4%
5	非常同意	55	<div><div></div></div> 2.7%
Warning: these figures indicate the number of cases found in the data file. They cannot be interpreted as summary statistics of the population of interest.			
# s1.3: S1.3. 政府首長在媒體上所說的話是可以相信的？			
Information	[Type= discrete] [Format=numeric] [Range= 1-5] [Missing=*]		
Statistics [NW/ W]	[Valid=2002 /-] [Invalid=0 /-]		
Value	Label	Cases	Percentage
1	非常不同意	286	<div><div></div></div> 14.3%
2	不同意	1012	<div><div></div></div> 50.5%
3	無所謂同不同意	404	<div><div></div></div> 20.2%

# s1.3: S1.3. 政府首長在媒體上所說的話是可以相信的?			
Value	Label	Cases	Percentage
4	同意	294	<div><div></div></div> 14.7%
5	非常同意	6	<div><div></div></div> 0.3%
Warning: these figures indicate the number of cases found in the data file. They cannot be interpreted as summary statistics of the population of interest.			
# s1.4: S1.4. 有人說:「我們一般民眾對政府的作為,沒有任何影響力」,請問你同不同意這種說法?			
Information	[Type= discrete] [Format=numeric] [Range= 1-5] [Missing=*]		
Statistics [NW/ W]	[Valid=2002 /-] [Invalid=0 /-]		
Value	Label	Cases	Percentage
1	非常不同意	71	<div><div></div></div> 3.5%
2	不同意	896	<div><div></div></div> 44.8%
3	無所謂同不同意	260	<div><div></div></div> 13.0%
4	同意	695	<div><div></div></div> 34.7%
5	非常同意	80	<div><div></div></div> 4.0%
Warning: these figures indicate the number of cases found in the data file. They cannot be interpreted as summary statistics of the population of interest.			
# s1.5: S1.5. 有人說:「政府官員不會在乎我們一般民眾的想法」,請問你同不同意這種說法?			
Information	[Type= discrete] [Format=numeric] [Range= 1-5] [Missing=*]		
Statistics [NW/ W]	[Valid=2002 /-] [Invalid=0 /-]		
Value	Label	Cases	Percentage
1	非常不同意	30	<div><div></div></div> 1.5%
2	不同意	618	<div><div></div></div> 30.9%
3	無所謂同不同意	294	<div><div></div></div> 14.7%
4	同意	917	<div><div></div></div> 45.8%
5	非常同意	143	<div><div></div></div> 7.1%
Warning: these figures indicate the number of cases found in the data file. They cannot be interpreted as summary statistics of the population of interest.			
# s1.6: S1.6. 有人說:「政治有時候太複雜了,所以我們一般民眾實在搞不懂」,請問你同不同意這種說法?			
Information	[Type= discrete] [Format=numeric] [Range= 1-5] [Missing=*]		
Statistics [NW/ W]	[Valid=2002 /-] [Invalid=0 /-]		
Value	Label	Cases	Percentage
1	非常不同意	50	<div><div></div></div> 2.5%
2	不同意	370	<div><div></div></div> 18.5%
3	無所謂同不同意	213	<div><div></div></div> 10.6%
4	同意	1215	<div><div></div></div> 60.7%
5	非常同意	154	<div><div></div></div> 7.7%
Warning: these figures indicate the number of cases found in the data file. They cannot be interpreted as summary statistics of the population of interest.			
# s1.7: S1.7. 有人說:「因為有網路,一般人可以更容易瞭解政治」,請問你同不同意這種說法?			
Information	[Type= discrete] [Format=numeric] [Range= 1-5] [Missing=*]		
Statistics [NW/ W]	[Valid=2002 /-] [Invalid=0 /-]		
Value	Label	Cases	Percentage
1	非常不同意	38	<div><div></div></div> 1.9%
2	不同意	373	<div><div></div></div> 18.6%
3	無所謂同不同意	428	<div><div></div></div> 21.4%
4	同意	1085	<div><div></div></div> 54.2%
5	非常同意	78	<div><div></div></div> 3.9%

# s1.7: S1.7. 有人說：「因為有網路，一般人可以更容易瞭解政治」，請問你同不同意這種說法？			
Warning: these figures indicate the number of cases found in the data file. They cannot be interpreted as summary statistics of the population of interest.			
# s1.8: S1.8. 有人說：「因為有網路，一般人可以更知道政府做了什麼」，請問你同不同意這種說法？			
Information	[Type= discrete] [Format=numeric] [Range= 1-5] [Missing=*]		
Statistics [NW/ W]	[Valid=2002 /-] [Invalid=0 /-]		
Value	Label	Cases	Percentage
1	非常不同意	28	1.4%
2	不同意	311	15.5%
3	無所謂同不同意	419	20.9%
4	同意	1154	57.6%
5	非常同意	90	4.5%
Warning: these figures indicate the number of cases found in the data file. They cannot be interpreted as summary statistics of the population of interest.			
# s1.9: S1.9. 有人說：「因為有網路，一般人在政治上可以有更大的影響力」，請問你同不同意這種說法？			
Information	[Type= discrete] [Format=numeric] [Range= 1-5] [Missing=*]		
Statistics [NW/ W]	[Valid=2002 /-] [Invalid=0 /-]		
Value	Label	Cases	Percentage
1	非常不同意	21	1.0%
2	不同意	247	12.3%
3	無所謂同不同意	421	21.0%
4	同意	1196	59.7%
5	非常同意	117	5.8%
Warning: these figures indicate the number of cases found in the data file. They cannot be interpreted as summary statistics of the population of interest.			
# s1.10: S1.10. 有人說：「因為有網路，一般人有更多機會向別人表達政治的看法」，請問你同不同意這種說法？			
Information	[Type= discrete] [Format=numeric] [Range= 1-5] [Missing=*]		
Statistics [NW/ W]	[Valid=2002 /-] [Invalid=0 /-]		
Value	Label	Cases	Percentage
1	非常不同意	17	0.8%
2	不同意	127	6.3%
3	無所謂同不同意	370	18.5%
4	同意	1335	66.7%
5	非常同意	153	7.6%
Warning: these figures indicate the number of cases found in the data file. They cannot be interpreted as summary statistics of the population of interest.			
# s2.1: S2.1. 請問你信不信任立法院？			
Information	[Type= discrete] [Format=numeric] [Range= 1-99] [Missing=*]		
Statistics [NW/ W]	[Valid=2002 /-] [Invalid=0 /-]		
Value	Label	Cases	Percentage
1	非常不信任	230	11.5%
2	不太信任	869	43.4%
3	有點信任	342	17.1%
4	還算信任	371	18.5%
5	非常信任	18	0.9%
95	拒答	18	0.9%
99	不知道	154	7.7%
Warning: these figures indicate the number of cases found in the data file. They cannot be interpreted as summary statistics of the population of interest.			

# s2.2: S2.2. 請問你信不信任中央政府？			
Information	[Type= discrete] [Format=numeric] [Range= 1-99] [Missing=*]		
Statistics [NW/ W]	[Valid=2002 /-] [Invalid=0 /-]		
Value	Label	Cases	Percentage
1	非常不信任	246	<div><div></div></div> 12.3%
2	不太信任	792	<div><div></div></div> 39.6%
3	有點信任	396	<div><div></div></div> 19.8%
4	還算信任	388	<div><div></div></div> 19.4%
5	非常信任	26	<div><div></div></div> 1.3%
95	拒答	21	<div><div></div></div> 1.0%
99	不知道	133	<div><div></div></div> 6.6%
Warning: these figures indicate the number of cases found in the data file. They cannot be interpreted as summary statistics of the population of interest.			
# s2.3: S2.3. 請問你信不信任國內的政黨？			
Information	[Type= discrete] [Format=numeric] [Range= 1-99] [Missing=*]		
Statistics [NW/ W]	[Valid=2002 /-] [Invalid=0 /-]		
Value	Label	Cases	Percentage
1	非常不信任	225	<div><div></div></div> 11.2%
2	不太信任	968	<div><div></div></div> 48.4%
3	有點信任	342	<div><div></div></div> 17.1%
4	還算信任	272	<div><div></div></div> 13.6%
5	非常信任	15	<div><div></div></div> 0.7%
95	拒答	20	<div><div></div></div> 1.0%
99	不知道	160	<div><div></div></div> 8.0%
Warning: these figures indicate the number of cases found in the data file. They cannot be interpreted as summary statistics of the population of interest.			
# s3: S3. 下列兩種說法, 你比較同意哪一個？			
Information	[Type= discrete] [Format=numeric] [Range= 1-99] [Missing=*]		
Statistics [NW/ W]	[Valid=2002 /-] [Invalid=0 /-]		
Value	Label	Cases	Percentage
1	總統與立法院的多數立委最好是不同黨, 才能互相制衡	843	<div><div></div></div> 42.1%
2	總統與立法院多數立委最好是同一政黨, 才能貫徹政策	551	<div><div></div></div> 27.5%
95	拒答	20	<div><div></div></div> 1.0%
96	看情形	378	<div><div></div></div> 18.9%
97	無意見	110	<div><div></div></div> 5.5%
99	不知道	100	<div><div></div></div> 5.0%
Warning: these figures indicate the number of cases found in the data file. They cannot be interpreted as summary statistics of the population of interest.			
# t1: T1. 目前國內有幾個主要政黨, 包括國民黨、民進黨、新黨、親民黨, 以及台灣團結聯盟, 請問你有沒有偏向哪一個政黨？			
Information	[Type= discrete] [Format=numeric] [Range= 1-99] [Missing=*]		
Statistics [NW/ W]	[Valid=2002 /-] [Invalid=0 /-]		
Value	Label	Cases	Percentage
1	有(跳答至T1b)	865	<div><div></div></div> 43.2%
2	沒有	1036	<div><div></div></div> 51.7%
95	拒答	52	<div><div></div></div> 2.6%
99	不知道	49	<div><div></div></div> 2.4%
Warning: these figures indicate the number of cases found in the data file. They cannot be interpreted as summary statistics of the population of interest.			

# t1a: T1a. 那相對來說,請問你有沒有稍微偏向哪一個政黨?			
Information		[Type= discrete] [Format=numeric] [Range= 1-99] [Missing=*]	
Statistics [NW/ W]		[Valid=1137 /-] [Invalid=865 /-]	
Value	Label	Cases	Percentage
1	有	186	<div><div></div></div> 16.4%
2	沒有(跳答至T2)	857	<div><div></div></div> 75.4%
95	拒答(跳答至T2)	54	<div><div></div></div> 4.7%
99	不知道(跳答至T2)	40	<div><div></div></div> 3.5%
Sysmiss		865	
Warning: these figures indicate the number of cases found in the data file. They cannot be interpreted as summary statistics of the population of interest.			
# t1.b: T1.b. 請問是哪一個政黨?			
Information		[Type= discrete] [Format=numeric] [Range= 1-99] [Missing=*]	
Statistics [NW/ W]		[Valid=1051 /-] [Invalid=951 /-]	
Value	Label	Cases	Percentage
1	國民黨	426	<div><div></div></div> 40.5%
2	民進黨	559	<div><div></div></div> 53.2%
3	新黨	10	<div><div></div></div> 1.0%
4	親民黨	22	<div><div></div></div> 2.1%
5	台灣團結聯盟(台聯)	6	<div><div></div></div> 0.6%
88	其他政黨	6	<div><div></div></div> 0.6%
95	拒答(跳答至T2)	15	<div><div></div></div> 1.4%
99	不知道(跳答至T2)	7	<div><div></div></div> 0.7%
Sysmiss		951	
Warning: these figures indicate the number of cases found in the data file. They cannot be interpreted as summary statistics of the population of interest.			
# t1.b.a: T1.b. 請問是哪一個政黨?(其他政黨)			
Information		[Type= discrete] [Format=character] [Missing=*]	
Statistics [NW/ W]		[Valid=6 /-] [Invalid=0 /-]	
Value	Label	Cases	Percentage
時代力量		5	<div><div></div></div> 83.3%
民國黨		1	<div><div></div></div> 16.7%
Warning: these figures indicate the number of cases found in the data file. They cannot be interpreted as summary statistics of the population of interest.			
# t1c: T1c. 請問,你偏向這個政黨的程度是很強,普通,還是有一點?			
Information		[Type= discrete] [Format=numeric] [Range= 1-99] [Missing=*]	
Statistics [NW/ W]		[Valid=1029 /-] [Invalid=973 /-]	
Value	Label	Cases	Percentage
1	很強	191	<div><div></div></div> 18.6%
2	普通	437	<div><div></div></div> 42.5%
3	有一點	340	<div><div></div></div> 33.0%
95	拒答	1	<div><div></div></div> 0.1%
96	看情形	55	<div><div></div></div> 5.3%
97	無意見	4	<div><div></div></div> 0.4%
99	不知道	1	<div><div></div></div> 0.1%
Sysmiss		973	
Warning: these figures indicate the number of cases found in the data file. They cannot be interpreted as summary statistics of the population of interest.			

# t2: T2. 請問國民黨讓你感到溫暖的程度?			
Information		[Type= continuous] [Format=numeric] [Range= 0-100] [Missing=*]	
Statistics [NW/ W]		[Valid=2002 /-] [Invalid=0 /-]	
Value	Label	Cases	Percentage
0	非常冰冷	320	97.0%
100	非常溫暖	10	3.0%
Warning: these figures indicate the number of cases found in the data file. They cannot be interpreted as summary statistics of the population of interest.			

# t3: T3. 請問民進黨讓你感到溫暖的程度?			
Information	[Type= continuous] [Format=numeric] [Range= 0-100] [Missing=*]		
Statistics [NW/ W]	[Valid=2002 /-] [Invalid=0 /-]		
Value	Label	Cases	Percentage
0	非常冰冷	201	88.9%
100	非常溫暖	25	11.1%
Warning: these figures indicate the number of cases found in the data file. They cannot be interpreted as summary statistics of the population of interest.			
# t4.1: T4. 請問你覺得國民黨的政治人物擅長處理下列哪些議題?(可複選)(促進省籍與族群和諧)			
Information	[Type= discrete] [Format=numeric] [Range= 1-1] [Missing=*]		
Statistics [NW/ W]	[Valid=226 /-] [Invalid=1776 /-]		
Value	Label	Cases	Percentage
1	促進省籍與族群和諧	226	100.0%
Sysmiss		1776	
Warning: these figures indicate the number of cases found in the data file. They cannot be interpreted as summary statistics of the population of interest.			
# t4.2: T4. 請問你覺得國民黨的政治人物擅長處理下列哪些議題?(可複選)(促進經濟發展)			
Information	[Type= discrete] [Format=numeric] [Range= 1-1] [Missing=*]		
Statistics [NW/ W]	[Valid=256 /-] [Invalid=1746 /-]		
Value	Label	Cases	Percentage
1	促進經濟發展	256	100.0%
Sysmiss		1746	
Warning: these figures indicate the number of cases found in the data file. They cannot be interpreted as summary statistics of the population of interest.			
# t4.3: T4. 請問你覺得國民黨的政治人物擅長處理下列哪些議題?(可複選)(提升台灣國際地位)			
Information	[Type= discrete] [Format=numeric] [Range= 1-1] [Missing=*]		
Statistics [NW/ W]	[Valid=338 /-] [Invalid=1664 /-]		
Value	Label	Cases	Percentage
1	提升台灣國際地位	338	100.0%
Sysmiss		1664	
Warning: these figures indicate the number of cases found in the data file. They cannot be interpreted as summary statistics of the population of interest.			
# t4.4: T4. 請問你覺得國民黨的政治人物擅長處理下列哪些議題?(可複選)(改善社會治安)			
Information	[Type= discrete] [Format=numeric] [Range= 1-1] [Missing=*]		
Statistics [NW/ W]	[Valid=162 /-] [Invalid=1840 /-]		
Value	Label	Cases	Percentage
1	改善社會治安	162	100.0%
Sysmiss		1840	
Warning: these figures indicate the number of cases found in the data file. They cannot be interpreted as summary statistics of the population of interest.			
# t4.5: T4. 請問你覺得國民黨的政治人物擅長處理下列哪些議題?(可複選)(解決失業問題)			
Information	[Type= discrete] [Format=numeric] [Range= 1-1] [Missing=*]		
Statistics [NW/ W]	[Valid=98 /-] [Invalid=1904 /-]		
Value	Label	Cases	Percentage
1	解決失業問題	98	100.0%
Sysmiss		1904	
Warning: these figures indicate the number of cases found in the data file. They cannot be interpreted as summary statistics of the population of interest.			

# t4.6: T4. 請問你覺得國民黨的政治人物擅長處理下列哪些議題?(可複選)(維持政局穩定)			
Information		[Type= discrete] [Format=numeric] [Range= 1-1] [Missing=*]	
Statistics [NW/ W]		[Valid=319 -] [Invalid=1683 -]	
Value	Label	Cases	Percentage
1	維持政局穩定	319	<div></div> 100.0%
Sysmiss		1683	
Warning: these figures indicate the number of cases found in the data file. They cannot be interpreted as summary statistics of the population of interest.			
# t4.7: T4. 請問你覺得國民黨的政治人物擅長處理下列哪些議題?(可複選)(消除黑金政治)			
Information		[Type= discrete] [Format=numeric] [Range= 1-1] [Missing=*]	
Statistics [NW/ W]		[Valid=61 -] [Invalid=1941 -]	
Value	Label	Cases	Percentage
1	消除黑金政治	61	<div></div> 100.0%
Sysmiss		1941	
Warning: these figures indicate the number of cases found in the data file. They cannot be interpreted as summary statistics of the population of interest.			
# t4.8: T4. 請問你覺得國民黨的政治人物擅長處理下列哪些議題?(可複選)(推動民主改革)			
Information		[Type= discrete] [Format=numeric] [Range= 1-1] [Missing=*]	
Statistics [NW/ W]		[Valid=107 -] [Invalid=1895 -]	
Value	Label	Cases	Percentage
1	推動民主改革	107	<div></div> 100.0%
Sysmiss		1895	
Warning: these figures indicate the number of cases found in the data file. They cannot be interpreted as summary statistics of the population of interest.			
# t4.9: T4. 請問你覺得國民黨的政治人物擅長處理下列哪些議題?(可複選)(促進兩岸關係和平發展)			
Information		[Type= discrete] [Format=numeric] [Range= 1-1] [Missing=*]	
Statistics [NW/ W]		[Valid=748 -] [Invalid=1254 -]	
Value	Label	Cases	Percentage
1	促進兩岸關係和平發展	748	<div></div> 100.0%
Sysmiss		1254	
Warning: these figures indicate the number of cases found in the data file. They cannot be interpreted as summary statistics of the population of interest.			
# t4.10: T4. 請問你覺得國民黨的政治人物擅長處理下列哪些議題?(可複選)(處理教育改革)			
Information		[Type= discrete] [Format=numeric] [Range= 1-1] [Missing=*]	
Statistics [NW/ W]		[Valid=83 -] [Invalid=1919 -]	
Value	Label	Cases	Percentage
1	處理教育改革	83	<div></div> 100.0%
Sysmiss		1919	
Warning: these figures indicate the number of cases found in the data file. They cannot be interpreted as summary statistics of the population of interest.			
# t4.90: T4. 請問你覺得國民黨的政治人物擅長處理下列哪些議題?(可複選)(都沒有)			
Information		[Type= discrete] [Format=numeric] [Range= 1-1] [Missing=*]	
Statistics [NW/ W]		[Valid=964 -] [Invalid=1038 -]	
Value	Label	Cases	Percentage
1	都沒有	964	<div></div> 100.0%
Sysmiss		1038	
Warning: these figures indicate the number of cases found in the data file. They cannot be interpreted as summary statistics of the population of interest.			

# t5.1: T5. 請問你覺得民進黨的政治人物擅長處理下列哪些議題?(可複選)(促進省籍與族群和諧)			
Information	[Type= discrete] [Format=numeric] [Range= 1-1] [Missing=*]		
Statistics [NW/ W]	[Valid=183 -] [Invalid=1819 -]		
Value	Label	Cases	Percentage
1	促進省籍與族群和諧	183	<div></div> 100.0%
Sysmiss		1819	
Warning: these figures indicate the number of cases found in the data file. They cannot be interpreted as summary statistics of the population of interest.			
# t5.2: T5. 請問你覺得民進黨的政治人物擅長處理下列哪些議題?(可複選)(促進經濟發展)			
Information	[Type= discrete] [Format=numeric] [Range= 1-1] [Missing=*]		
Statistics [NW/ W]	[Valid=239 -] [Invalid=1763 -]		
Value	Label	Cases	Percentage
1	促進經濟發展	239	<div></div> 100.0%
Sysmiss		1763	
Warning: these figures indicate the number of cases found in the data file. They cannot be interpreted as summary statistics of the population of interest.			
# t5.3: T5. 請問你覺得民進黨的政治人物擅長處理下列哪些議題?(可複選)(提升台灣國際地位)			
Information	[Type= discrete] [Format=numeric] [Range= 1-1] [Missing=*]		
Statistics [NW/ W]	[Valid=183 -] [Invalid=1819 -]		
Value	Label	Cases	Percentage
1	提升台灣國際地位	183	<div></div> 100.0%
Sysmiss		1819	
Warning: these figures indicate the number of cases found in the data file. They cannot be interpreted as summary statistics of the population of interest.			
# t5.4: T5. 請問你覺得民進黨的政治人物擅長處理下列哪些議題?(可複選)(改善社會治安)			
Information	[Type= discrete] [Format=numeric] [Range= 1-1] [Missing=*]		
Statistics [NW/ W]	[Valid=212 -] [Invalid=1790 -]		
Value	Label	Cases	Percentage
1	改善社會治安	212	<div></div> 100.0%
Sysmiss		1790	
Warning: these figures indicate the number of cases found in the data file. They cannot be interpreted as summary statistics of the population of interest.			
# t5.5: T5. 請問你覺得民進黨的政治人物擅長處理下列哪些議題?(可複選)(解決失業問題)			
Information	[Type= discrete] [Format=numeric] [Range= 1-1] [Missing=*]		
Statistics [NW/ W]	[Valid=192 -] [Invalid=1810 -]		
Value	Label	Cases	Percentage
1	解決失業問題	192	<div></div> 100.0%
Sysmiss		1810	
Warning: these figures indicate the number of cases found in the data file. They cannot be interpreted as summary statistics of the population of interest.			
# t5.6: T5. 請問你覺得民進黨的政治人物擅長處理下列哪些議題?(可複選)(維持政局穩定)			
Information	[Type= discrete] [Format=numeric] [Range= 1-1] [Missing=*]		
Statistics [NW/ W]	[Valid=115 -] [Invalid=1887 -]		
Value	Label	Cases	Percentage
1	維持政局穩定	115	<div></div> 100.0%
Sysmiss		1887	
Warning: these figures indicate the number of cases found in the data file. They cannot be interpreted as summary statistics of the population of interest.			

# t5.7: T5. 請問你覺得民進黨的政治人物擅長處理下列哪些議題?(可複選)(消除黑金政治)			
Information	[Type= discrete] [Format=numeric] [Range= 1-1] [Missing=*]		
Statistics [NW/ W]	[Valid=281 -] [Invalid=1721 -]		
Value	Label	Cases	Percentage
1	消除黑金政治	281	100.0%
Sysmiss		1721	
Warning: these figures indicate the number of cases found in the data file. They cannot be interpreted as summary statistics of the population of interest.			
# t5.8: T5. 請問你覺得民進黨的政治人物擅長處理下列哪些議題?(可複選)(推動民主改革)			
Information	[Type= discrete] [Format=numeric] [Range= 1-1] [Missing=*]		
Statistics [NW/ W]	[Valid=688 -] [Invalid=1314 -]		
Value	Label	Cases	Percentage
1	推動民主改革	688	100.0%
Sysmiss		1314	
Warning: these figures indicate the number of cases found in the data file. They cannot be interpreted as summary statistics of the population of interest.			
# t5.9: T5. 請問你覺得民進黨的政治人物擅長處理下列哪些議題?(可複選)(促進兩岸關係和平發展)			
Information	[Type= discrete] [Format=numeric] [Range= 1-1] [Missing=*]		
Statistics [NW/ W]	[Valid=69 -] [Invalid=1933 -]		
Value	Label	Cases	Percentage
1	促進兩岸關係和平發展	69	100.0%
Sysmiss		1933	
Warning: these figures indicate the number of cases found in the data file. They cannot be interpreted as summary statistics of the population of interest.			
# t5.10: T5. 請問你覺得民進黨的政治人物擅長處理下列哪些議題?(可複選)(處理教育改革)			
Information	[Type= discrete] [Format=numeric] [Range= 1-1] [Missing=*]		
Statistics [NW/ W]	[Valid=207 -] [Invalid=1795 -]		
Value	Label	Cases	Percentage
1	處理教育改革	207	100.0%
Sysmiss		1795	
Warning: these figures indicate the number of cases found in the data file. They cannot be interpreted as summary statistics of the population of interest.			
# t5.90: T5. 請問你覺得民進黨的政治人物擅長處理下列哪些議題?(可複選)(都沒有)			
Information	[Type= discrete] [Format=numeric] [Range= 1-1] [Missing=*]		
Statistics [NW/ W]	[Valid=903 -] [Invalid=1099 -]		
Value	Label	Cases	Percentage
1	都沒有	903	100.0%
Sysmiss		1099	
Warning: these figures indicate the number of cases found in the data file. They cannot be interpreted as summary statistics of the population of interest.			
# t6.1: T6. 整體而言,請問你覺得國民黨的政治人物具備下列哪些特質?(可複選)(有魄力)			
Information	[Type= discrete] [Format=numeric] [Range= 1-1] [Missing=*]		
Statistics [NW/ W]	[Valid=104 -] [Invalid=1898 -]		
Value	Label	Cases	Percentage
1	有魄力	104	100.0%
Sysmiss		1898	
Warning: these figures indicate the number of cases found in the data file. They cannot be interpreted as summary statistics of the population of interest.			

# t6.2: T6. 整體而言,請問你覺得國民黨的政治人物具備下列哪些特質?(可複選)(做事能力強)			
Information	[Type= discrete] [Format=numeric] [Range= 1-1] [Missing=*]		
Statistics [NW/ W]	[Valid=156 /-] [Invalid=1846 /-]		
Value	Label	Cases	Percentage
1	做事能力強	156	100.0%
Sysmiss		1846	
Warning: these figures indicate the number of cases found in the data file. They cannot be interpreted as summary statistics of the population of interest.			
# t6.3: T6. 整體而言,請問你覺得國民黨的政治人物具備下列哪些特質?(可複選)(經驗豐富)			
Information	[Type= discrete] [Format=numeric] [Range= 1-1] [Missing=*]		
Statistics [NW/ W]	[Valid=570 /-] [Invalid=1432 /-]		
Value	Label	Cases	Percentage
1	經驗豐富	570	100.0%
Sysmiss		1432	
Warning: these figures indicate the number of cases found in the data file. They cannot be interpreted as summary statistics of the population of interest.			
# t6.4: T6. 整體而言,請問你覺得國民黨的政治人物具備下列哪些特質?(可複選)(有聰明才智)			
Information	[Type= discrete] [Format=numeric] [Range= 1-1] [Missing=*]		
Statistics [NW/ W]	[Valid=181 /-] [Invalid=1821 /-]		
Value	Label	Cases	Percentage
1	有聰明才智	181	100.0%
Sysmiss		1821	
Warning: these figures indicate the number of cases found in the data file. They cannot be interpreted as summary statistics of the population of interest.			
# t6.5: T6. 整體而言,請問你覺得國民黨的政治人物具備下列哪些特質?(可複選)(清廉不貪腐)			
Information	[Type= discrete] [Format=numeric] [Range= 1-1] [Missing=*]		
Statistics [NW/ W]	[Valid=80 /-] [Invalid=1922 /-]		
Value	Label	Cases	Percentage
1	清廉不貪腐	80	100.0%
Sysmiss		1922	
Warning: these figures indicate the number of cases found in the data file. They cannot be interpreted as summary statistics of the population of interest.			
# t6.6: T6. 整體而言,請問你覺得國民黨的政治人物具備下列哪些特質?(可複選)(誠實有信用)			
Information	[Type= discrete] [Format=numeric] [Range= 1-1] [Missing=*]		
Statistics [NW/ W]	[Valid=75 /-] [Invalid=1927 /-]		
Value	Label	Cases	Percentage
1	誠實有信用	75	100.0%
Sysmiss		1927	
Warning: these figures indicate the number of cases found in the data file. They cannot be interpreted as summary statistics of the population of interest.			
# t6.7: T6. 整體而言,請問你覺得國民黨的政治人物具備下列哪些特質?(可複選)(瞭解民眾的需要)			
Information	[Type= discrete] [Format=numeric] [Range= 1-1] [Missing=*]		
Statistics [NW/ W]	[Valid=121 /-] [Invalid=1881 /-]		
Value	Label	Cases	Percentage
1	瞭解民眾的需要	121	100.0%
Sysmiss		1881	
Warning: these figures indicate the number of cases found in the data file. They cannot be interpreted as summary statistics of the population of interest.			

# t6.8: T6. 整體而言,請問你覺得國民黨的政治人物具備下列哪些特質?(可複選)(具有親和力)			
Information	[Type= discrete] [Format=numeric] [Range= 1-1] [Missing=*]		
Statistics [NW/ W]	[Valid=228 -/] [Invalid=1774 -/]		
Value	Label	Cases	Percentage
1	具有親和力	228	100.0%
Sysmiss		1774	
Warning: these figures indicate the number of cases found in the data file. They cannot be interpreted as summary statistics of the population of interest.			
# t6.90: T6. 整體而言,請問你覺得國民黨的政治人物具備下列哪些特質?(可複選)(都沒有)			
Information	[Type= discrete] [Format=numeric] [Range= 1-1] [Missing=*]		
Statistics [NW/ W]	[Valid=1123 -/] [Invalid=879 -/]		
Value	Label	Cases	Percentage
1	都沒有	1123	100.0%
Sysmiss		879	
Warning: these figures indicate the number of cases found in the data file. They cannot be interpreted as summary statistics of the population of interest.			
# t7.1: T7. 整體而言,請問你覺得民進黨的政治人物具備下列哪些特質?(可複選)(有魄力)			
Information	[Type= discrete] [Format=numeric] [Range= 1-1] [Missing=*]		
Statistics [NW/ W]	[Valid=317 -/] [Invalid=1685 -/]		
Value	Label	Cases	Percentage
1	有魄力	317	100.0%
Sysmiss		1685	
Warning: these figures indicate the number of cases found in the data file. They cannot be interpreted as summary statistics of the population of interest.			
# t7.2: T7. 整體而言,請問你覺得民進黨的政治人物具備下列哪些特質?(可複選)(做事能力強)			
Information	[Type= discrete] [Format=numeric] [Range= 1-1] [Missing=*]		
Statistics [NW/ W]	[Valid=286 -/] [Invalid=1716 -/]		
Value	Label	Cases	Percentage
1	做事能力強	286	100.0%
Sysmiss		1716	
Warning: these figures indicate the number of cases found in the data file. They cannot be interpreted as summary statistics of the population of interest.			
# t7.3: T7. 整體而言,請問你覺得民進黨的政治人物具備下列哪些特質?(可複選)(經驗豐富)			
Information	[Type= discrete] [Format=numeric] [Range= 1-1] [Missing=*]		
Statistics [NW/ W]	[Valid=103 -/] [Invalid=1899 -/]		
Value	Label	Cases	Percentage
1	經驗豐富	103	100.0%
Sysmiss		1899	
Warning: these figures indicate the number of cases found in the data file. They cannot be interpreted as summary statistics of the population of interest.			
# t7.4: T7. 整體而言,請問你覺得民進黨的政治人物具備下列哪些特質?(可複選)(有聰明才智)			
Information	[Type= discrete] [Format=numeric] [Range= 1-1] [Missing=*]		
Statistics [NW/ W]	[Valid=209 -/] [Invalid=1793 -/]		
Value	Label	Cases	Percentage
1	有聰明才智	209	100.0%
Sysmiss		1793	
Warning: these figures indicate the number of cases found in the data file. They cannot be interpreted as summary statistics of the population of interest.			

# t7.5: T7. 整體而言,請問你覺得民進黨的政治人物具備下列哪些特質?(可複選)(清廉不貪腐)			
Information		[Type= discrete] [Format=numeric] [Range= 1-1] [Missing=*]	
Statistics [NW/ W]		[Valid=119 -/] [Invalid=1883 -/]	
Value	Label	Cases	Percentage
1	清廉不貪腐	119	<div></div> 100.0%
Sysmiss		1883	
Warning: these figures indicate the number of cases found in the data file. They cannot be interpreted as summary statistics of the population of interest.			
# t7.6: T7. 整體而言,請問你覺得民進黨的政治人物具備下列哪些特質?(可複選)(誠實有信用)			
Information		[Type= discrete] [Format=numeric] [Range= 1-1] [Missing=*]	
Statistics [NW/ W]		[Valid=124 -/] [Invalid=1878 -/]	
Value	Label	Cases	Percentage
1	誠實有信用	124	<div></div> 100.0%
Sysmiss		1878	
Warning: these figures indicate the number of cases found in the data file. They cannot be interpreted as summary statistics of the population of interest.			
# t7.7: T7. 整體而言,請問你覺得民進黨的政治人物具備下列哪些特質?(可複選)(瞭解民眾的需要)			
Information		[Type= discrete] [Format=numeric] [Range= 1-1] [Missing=*]	
Statistics [NW/ W]		[Valid=576 -/] [Invalid=1426 -/]	
Value	Label	Cases	Percentage
1	瞭解民眾的需要	576	<div></div> 100.0%
Sysmiss		1426	
Warning: these figures indicate the number of cases found in the data file. They cannot be interpreted as summary statistics of the population of interest.			
# t7.8: T7. 整體而言,請問你覺得民進黨的政治人物具備下列哪些特質?(可複選)(具有親和力)			
Information		[Type= discrete] [Format=numeric] [Range= 1-1] [Missing=*]	
Statistics [NW/ W]		[Valid=593 -/] [Invalid=1409 -/]	
Value	Label	Cases	Percentage
1	具有親和力	593	<div></div> 100.0%
Sysmiss		1409	
Warning: these figures indicate the number of cases found in the data file. They cannot be interpreted as summary statistics of the population of interest.			
# t7.90: T7. 整體而言,請問你覺得民進黨的政治人物具備下列哪些特質?(可複選)(都沒有)			
Information		[Type= discrete] [Format=numeric] [Range= 1-1] [Missing=*]	
Statistics [NW/ W]		[Valid=780 -/] [Invalid=1222 -/]	
Value	Label	Cases	Percentage
1	都沒有	780	<div></div> 100.0%
Sysmiss		1222	
Warning: these figures indicate the number of cases found in the data file. They cannot be interpreted as summary statistics of the population of interest.			
# u1: U1. 請問對於台灣前途(統獨)問題,你的意見是怎樣?			
Information		[Type= discrete] [Format=numeric] [Range= 1-99] [Missing=*]	
Statistics [NW/ W]		[Valid=2002 -/] [Invalid=0 -/]	
Value	Label	Cases	Percentage
1	台灣獨立	350	<div></div> 17.5%
2	兩岸統一	104	<div></div> 5.2%
3	維持現狀(不統不獨)	1266	<div></div> 63.2%
88	其他	0	

# u1: U1. 請問對於台灣前途(統獨)問題, 你的意見是怎樣?			
Value	Label	Cases	Percentage
95	拒答	29	<div><div></div></div> 1.4%
96	很難說	114	<div><div></div></div> 5.7%
97	無意見	79	<div><div></div></div> 3.9%
99	不知道	60	<div><div></div></div> 3.0%
Warning: these figures indicate the number of cases found in the data file. They cannot be interpreted as summary statistics of the population of interest.			
# u1.a: U1. 請問對於台灣前途(統獨)問題, 你的意見是怎樣?(其他)			
Information	[Type= discrete] [Format=character] [Missing=*]		
Statistics [NW/ W]	[Valid=0 /-] [Invalid=0 /-]		
# u2: U2. 請問你認為自己是「臺灣人」、「中國人」, 或者都是?			
Information	[Type= discrete] [Format=numeric] [Range= 1-99] [Missing=*]		
Statistics [NW/ W]	[Valid=2002 /-] [Invalid=0 /-]		
Value	Label	Cases	Percentage
1	台灣人	1393	<div><div></div></div> 69.6%
2	都是	493	<div><div></div></div> 24.6%
3	中國人	68	<div><div></div></div> 3.4%
88	其他	1	<div><div></div></div> 0.0%
95	拒答	22	<div><div></div></div> 1.1%
99	不知道	25	<div><div></div></div> 1.2%
Warning: these figures indicate the number of cases found in the data file. They cannot be interpreted as summary statistics of the population of interest.			
# u2.a: U2. 請問你認為自己是「臺灣人」、「中國人」, 或者都是?(其他)			
Information	[Type= discrete] [Format=character] [Missing=*]		
Statistics [NW/ W]	[Valid=1 /-] [Invalid=0 /-]		
Value	Label	Cases	Percentage
越南人		1	<div><div></div></div> 100.0%
Warning: these figures indicate the number of cases found in the data file. They cannot be interpreted as summary statistics of the population of interest.			
# v1.1: V1.1. 整體而言, 你對於你的生活滿不滿意?			
Information	[Type= discrete] [Format=numeric] [Range= 1-4] [Missing=*]		
Statistics [NW/ W]	[Valid=2002 /-] [Invalid=0 /-]		
Value	Label	Cases	Percentage
1	非常不滿意	56	<div><div></div></div> 2.8%
2	不滿意	429	<div><div></div></div> 21.4%
3	滿意	1420	<div><div></div></div> 70.9%
4	非常滿意	97	<div><div></div></div> 4.8%
Warning: these figures indicate the number of cases found in the data file. They cannot be interpreted as summary statistics of the population of interest.			
# v1.2: V1.2. 整體而言, 你對於你的工作滿不滿意?			
Information	[Type= discrete] [Format=numeric] [Range= 1-5] [Missing=*]		
Statistics [NW/ W]	[Valid=2002 /-] [Invalid=0 /-]		
Value	Label	Cases	Percentage
1	非常不滿意	23	<div><div></div></div> 1.1%
2	不滿意	235	<div><div></div></div> 11.7%
3	滿意	979	<div><div></div></div> 48.9%
4	非常滿意	100	<div><div></div></div> 5.0%

# v1.2: V1.2. 整體而言,你對於你的工作滿不滿意?			
Value	Label	Cases	Percentage
5	不適用	665	<div></div> 33.2%
Warning: these figures indicate the number of cases found in the data file. They cannot be interpreted as summary statistics of the population of interest.			
# v1.3: V1.3. 整體而言,你對於你的社交生活滿不滿意?			
Information	[Type= discrete] [Format=numeric] [Range= 1-5] [Missing=*]		
Statistics [NW/ W]	[Valid=2002 /-] [Invalid=0 /-]		
Value	Label	Cases	Percentage
1	非常不滿意	8	<div></div> 0.4%
2	不滿意	157	<div></div> 7.8%
3	滿意	1602	<div></div> 80.0%
4	非常滿意	194	<div></div> 9.7%
5	不適用	41	<div></div> 2.0%
Warning: these figures indicate the number of cases found in the data file. They cannot be interpreted as summary statistics of the population of interest.			
# v1.4: V1.4. 整體來說,你對自己目前的健康狀況滿不滿意?			
Information	[Type= discrete] [Format=numeric] [Range= 1-4] [Missing=*]		
Statistics [NW/ W]	[Valid=2002 /-] [Invalid=0 /-]		
Value	Label	Cases	Percentage
1	非常不滿意	17	<div></div> 0.8%
2	不滿意	343	<div></div> 17.1%
3	滿意	1522	<div></div> 76.0%
4	非常滿意	120	<div></div> 6.0%
Warning: these figures indicate the number of cases found in the data file. They cannot be interpreted as summary statistics of the population of interest.			
# v1.5: V1.5. 整體來說,你覺得目前的日子過得快不快樂?			
Information	[Type= discrete] [Format=numeric] [Range= 1-94] [Missing=*]		
Statistics [NW/ W]	[Valid=2002 /-] [Invalid=0 /-]		
Value	Label	Cases	Percentage
1	非常不快樂	21	<div></div> 1.0%
2	不快樂	232	<div></div> 11.6%
3	快樂	1498	<div></div> 74.8%
4	非常快樂	195	<div></div> 9.7%
94	無法選擇	56	<div></div> 2.8%
Warning: these figures indicate the number of cases found in the data file. They cannot be interpreted as summary statistics of the population of interest.			

# w1: W1. 請問你現在有沒有在工作?			
Information		[Type= discrete] [Format=numeric] [Range= 1-88] [Missing=*]	
Statistics [NW/ W]		[Valid=2002 /-] [Invalid=0 /-]	
Value	Label	Cases	Percentage
1	有全職工作	1114	<div><div></div></div> 55.6%
2	有兼職工作	110	<div><div></div></div> 5.5%
3	不固定(打零工)，目前暫時沒有	33	<div><div></div></div> 1.6%
4	幫忙家裡的事業	58	<div><div></div></div> 2.9%
5	目前沒有工作(跳答至W3)	101	<div><div></div></div> 5.0%
6	學生/進修在學且沒有工作(跳答至W3)	50	<div><div></div></div> 2.5%
7	學生/進修在學且有工作	22	<div><div></div></div> 1.1%
8	已經退休(跳答至W3)	237	<div><div></div></div> 11.8%
9	家庭主婦且沒有工作(跳答至W3)	196	<div><div></div></div> 9.8%
10	高齡、身心障礙、生病不能工作(跳答至W3)	78	<div><div></div></div> 3.9%
11	服義務役(跳答至W3)	2	<div><div></div></div> 0.1%
12	服(研發)替代役(跳答至W3)	1	<div><div></div></div> 0.0%
88	其他	0	
Warning: these figures indicate the number of cases found in the data file. They cannot be interpreted as summary statistics of the population of interest.			
# w1.a: W1. 工作狀況(其他)			
Information		[Type= discrete] [Format=character] [Missing=*]	
Statistics [NW/ W]		[Valid=0 /-] [Invalid=0 /-]	
# w2: W2. 請問你的行業			
Information		[Type= discrete] [Format=numeric] [Range= 1-88] [Missing=*]	
Statistics [NW/ W]		[Valid=1337 /-] [Invalid=665 /-]	
Value	Label	Cases	Percentage
1	農林漁牧業	43	<div><div></div></div> 3.2%
2	礦業及土石採取業	3	<div><div></div></div> 0.2%
3	製造業	208	<div><div></div></div> 15.6%
4	電力及燃氣供應業	9	<div><div></div></div> 0.7%
5	用水供應及污染整治業	6	<div><div></div></div> 0.4%
6	營造業	81	<div><div></div></div> 6.1%
7	批發及零售業	147	<div><div></div></div> 11.0%
8	運輸及倉儲業	50	<div><div></div></div> 3.7%
9	住宿及餐飲業	123	<div><div></div></div> 9.2%
10	資訊及通訊傳播業	38	<div><div></div></div> 2.8%
11	金融及保險業	71	<div><div></div></div> 5.3%
12	不動產業	24	<div><div></div></div> 1.8%
13	專業、科學及技術服務業	83	<div><div></div></div> 6.2%
14	支援服務業	51	<div><div></div></div> 3.8%
15	教育服務業	97	<div><div></div></div> 7.3%
16	公共行政及國防：強制性社會安全	44	<div><div></div></div> 3.3%
17	醫療保健及社會	50	<div><div></div></div> 3.7%
18	藝術、娛樂及休閒服務業	23	<div><div></div></div> 1.7%
19	其他服務業	185	<div><div></div></div> 13.8%
88	其他	1	<div><div></div></div> 0.1%

# w2: W2. 請問你的行業			
Value	Label	Cases	Percentage
Sysmiss		665	
Warning: these figures indicate the number of cases found in the data file. They cannot be interpreted as summary statistics of the population of interest.			
# w2.a: W2. 請問你的行業(其他)			
Information	[Type= discrete] [Format=character] [Missing=*]		
Statistics [NW/ W]	[Valid=1 /-] [Invalid=0 /-]		
Value	Label	Cases	Percentage
拒答		1	100.0%
Warning: these figures indicate the number of cases found in the data file. They cannot be interpreted as summary statistics of the population of interest.			
# w3: W3. 請問你個人平均每個月所有的(稅前)收入差不多有多少?			
Information	[Type= discrete] [Format=numeric] [Range= 1-95] [Missing=*]		
Statistics [NW/ W]	[Valid=2002 /-] [Invalid=0 /-]		
Value	Label	Cases	Percentage
1	無收入	259	12.9%
2	17000元以下	371	18.5%
3	17001元~22000元	141	7.0%
4	22001~26000元	146	7.3%
5	26001~30000元	162	8.1%
6	30001~35000元	182	9.1%
7	35001~40000元	124	6.2%
8	40001~48000元	133	6.6%
9	48001~58000元	123	6.1%
10	58001~77000元	102	5.1%
11	77001元以上	74	3.7%
95	拒答	185	9.2%
Warning: these figures indicate the number of cases found in the data file. They cannot be interpreted as summary statistics of the population of interest.			
# weight1: 權值			
Information	[Type= continuous] [Format=numeric] [Range= 0.763200713976134-2.2706533821899] [Missing=*]		
Statistics [NW/ W]	[Valid=2002 /-] [Invalid=0 /-] [Mean=1 /-] [StdDev=0.223 /-]		