

台灣 (Taiwan, ROC)

陳易甫, 國立臺北大學社會學系

三十而立?成年初期生活適應及其影響因素的生命歷程研究

Study Documentation

August 7, 2017

Metadata Production

Metadata Producer(s)	學術調查研究資料庫(Survey Research Data Archive) (SRDA) , 中央研究院人社中心調查研究 專題中心 , DDI文件製作
Production Date	August 7, 2017
Version	2.0版, 參考IHSN Nesstar Template修改
Identification	E10371

Table of Contents

Overview.....	4
Scope & Coverage.....	4
Producers & Sponsors.....	4
Data Collection.....	4
Data Processing & Appraisal.....	5
Accessibility.....	5
Files Description.....	6
data.....	6
Variables Group(s).....	7
樣本編號.....	7
A.基本狀況.....	7
B.生活狀況.....	8
C.個人行為.....	13
D.家庭生活與社區環境.....	15
Variables Description.....	19
data.....	20

三十而立?成年初期生活適應及其影響因素的生命歷程研究

Becoming Adults in Their Thirties? A Life-Course Study on Causes and Consequences of Life Adjustments in the Early Adulthood

Overview	
Type	無
Identification	E10371
Version	Production Date: 2017-08-07
Abstract 本研究將依循著生命歷程的觀點去瞭解一群共享世代經驗年輕人，他們的早期經驗如何影響個在青少年與「轉大人時期」的生命遭遇，進而形塑個人在而立之年初期的生命圖像。本研究以台灣既有的長期追蹤資料庫：「青少年藥物濫用之起因：一個社會學習模型」的原始樣本為對象，透過調查訪問的方式，蒐集他們在20歲至30歲之間的回溯性資料以及30歲初期的生活適應狀況。調查以郵寄或線上自填問卷為主，最後成功受訪者人數為302人。 研究結果針對這一群1989初出生的年輕世代，描繪其在30歲出頭時的生命圖像。在「成為大人」這個主軸上，分析結果呈現出兩圖像。其一，在社經地位上這群30歲左右的台灣年輕人已經在職場上「成為大人」；其二，在親密關係與親子關係上所呈現的圖像就不像傳統的成人的想像了，僅有少數的人進入婚姻，而有更少的人成為父母。另外，為瞭解這群台灣年輕人在兒童晚期的個人特質與信念是否影響其青少年時期的偏差行為以及成物質使用，透過不同時期個人能動性與情境的影響以及兩者交互作用的呈現，初步驗證情境行動理論(situational action theory, 簡稱為SAT)的論述，不同的能動性對SAT的論述分別得到支持與不支持的經驗發現。	
Kind of Data	抽樣調查資料 (Sample survey data)
Unit of Analysis	個人

Scope & Coverage	
Time Period(s)	2014-08-01
Countries	台灣 (Taiwan, ROC)
Geographic Coverage 台北市	
Universe 台北市1996年13歲在學國中生	

Producers & Sponsors	
Primary Investigator(s)	陳易甫, 國立臺北大學社會學系
Other Producer(s)	國立臺北大學社會學系
Funding Agency/ies	科技部

Data Collection	
Time Period(s)	start 2014-08-01 end 2016-07-31
Data Collection Mode	郵寄問卷 (Mail Questionnaire)

Data Processing & Appraisal

Data Editing

中央研究院人文社會科學研究中心調查研究專題中心所進行的資料整理方式，為不合理值檢核。

Other Processing

本研究以郵寄或線上自填問卷為主，先以受試者十年前住址資料郵寄研究相關資訊用以確認受訪者是否還居住原址，輔以受訪者十年前電子郵件帳號，找到受訪者後，由受試者自行決定以紙本或電子方式進行問卷填答。

Accessibility

Contact(s)	學術調查研究資料庫(Survey Research Data Archive) (中央研究院人社中心調查研究專題中心), https://srda.sinica.edu.tw , srda@gate.sinica.edu.tw
Distributor(s)	學術調查研究資料庫(Survey Research Data Archive)
Depositor(s)	國立臺北大學社會學系

Access Conditions

會員版(一般會員、院內會員)--直接下載

Files Description

Dataset contains 1 file(s)

data	
# Cases	302
# Variable(s)	229

Variables Group(s)

Dataset contains 5 group(s)

Group 樣本編號							
#	Name	Label	Type	Format	Valid	Invalid	Question
1	id	樣本編號	continuous	numeric-7.0	302	0	-

Group A.基本狀況							
#	Name	Label	Type	Format	Valid	Invalid	Question
1	v1_1	A1.您目前居住在哪裡?	discrete	numeric-2.0	302	0	-
2	kv1_1	A1.您目前居住在哪裡?其他	discrete	character-20	9	0	-
3	v1_2	A1.您目前居住在哪个鄉/鎮/市/區?	discrete	character-18	296	0	-
4	v2	A2.您覺得現在所居住的地方是都市或鄉村?	discrete	numeric-1.0	302	0	-
5	v3	A3.您的教育程度是：	discrete	numeric-2.0	302	0	-
6	kv3	A3.您的教育程度是：其他	discrete	character-10	0	0	-
7	v4	A5.你有沒有取得相關專業技術證照?	discrete	numeric-1.0	302	0	-
8	v4_1	A5.[甲級]取得哪些證照：	discrete	numeric-1.0	179	123	-
9	kv4_1	A5.[甲級說明]取得哪些證照：	discrete	character-30	9	0	-
10	v4_2	A5.[乙級]取得哪些證照：	discrete	numeric-1.0	182	120	-
11	kv4_2	A5.[乙級說明]取得哪些證照：	discrete	numeric-1.0	15	287	-
12	v4_3	A5.[丙級]取得哪些證照：	discrete	numeric-1.0	202	100	-
13	kv4_3	A5.[丙級說明]取得哪些證照：	discrete	numeric-1.0	47	255	-
14	v4_4	A5.[其他]取得哪些證照：	discrete	numeric-1.0	200	102	-
15	kv4_4	A5.[其他說明]取得哪些證照：	discrete	character-57	64	0	-
16	v5_1	A6.下列哪一項是您目前的主要工作狀況?	discrete	numeric-2.0	298	4	-
17	kv5_1	A6.下列哪一項是您目前的主要工作狀況?其他	discrete	numeric-1.0	4	298	-
18	v5_2	A6.下列哪一項是您目前的次要工作狀況?(無次要工作免填)	discrete	numeric-2.0	33	269	-
19	kv5_2	A6.下列哪一項是您目前的次要工作狀況?其他(無次要工作免填)	discrete	numeric-1.0	1	301	-
20	v6	A7.您目前主要的工作屬於下列哪一種?(目前無工作者請回答前一個工作)	discrete	numeric-1.0	271	31	-
21	v7	A9.您現在(以前/退休前)工作的公司/機構大約雇有多少員工?(不含您本人)	discrete	numeric-1.0	269	33	-

#	Name	Label	Type	Format	Valid	Invalid	Question
22	v8	A10.您目前總共管理幾個人?	discrete	numeric-3.0	268	34	-
23	v9	A11.在您管理的人當中,請問是不是還有人管理其他的人?	discrete	numeric-1.0	57	245	-
24	v10	A12.您目前(前一個工作)平均每週大約工作多少小時?	continuous	numeric-3.2	298	4	-
25	v11	A13.[I為最底層, 10為最上層]我們社會中, 有一群人比較接近上層, 有一群人比較接近下層。請問您認為您目前屬於哪一層?	discrete	numeric-1.0	299	3	-
26	v12	A14.包括各種收入來源, 您個人平均每個月的所有稅前收入(或整年收入除以12個月)差不多是多少	discrete	numeric-2.0	300	2	-
27	v13	A15.包括各種收入來源, 您全家平均每個月的所有稅前收入(或整年收入除以12個月)差不多是多少	discrete	numeric-2.0	298	4	-

Group B.生活狀況

#	Name	Label	Type	Format	Valid	Invalid	Question
1	v14	B1.整體來說, 你覺得最近的日子過得快樂嗎?	discrete	numeric-1.0	302	0	-
2	v15	B2.一般來說, 您認為您目前的健康狀況是	discrete	numeric-1.0	302	0	-
3	v15_1	B2a.和一年前比較, 您認為您目前的健康狀況是	discrete	numeric-1.0	302	0	-
4	v16_1	B3-1.有時候我必須用一些肢體暴力來維護我的權利。你同意嗎?	discrete	numeric-1.0	302	0	-
5	v16_2	B3-2.如果我不讓別人知道我很強, 別人就會佔我便宜。你同意嗎?	discrete	numeric-1.0	302	0	-
6	v16_3	B3-3.為了獲得別人公平的對待, 有時候我必須傷害別人。你同意嗎?	discrete	numeric-1.0	302	0	-
7	v16_4	B3-4.當我不敢維護自己的權利時, 就很難獲得別人的尊重。你同意嗎?	discrete	numeric-1.0	302	0	-
8	v16_5	B3-5.當別人佔我便宜時, 攻擊是個有效的處理方式。你同意嗎?	discrete	numeric-1.0	302	0	-
9	v16_6	B3-6.如果不讓別人知道你自我防衛, 他們會覺得你很弱而欺負你。你同意嗎?	discrete	numeric-1.0	302	0	-
10	v16_7	B3-7.我會讓對方知道我不能隨便恐嚇我。你同意嗎?	discrete	numeric-1.0	302	0	-
11	v16_8	B3-8.人們傾向尊重那些強而具有攻擊性的人。你同意嗎?	discrete	numeric-1.0	302	0	-

#	Name	Label	Type	Format	Valid	Invalid	Question
12	v17_1	B4a.過去一個月，您是否會因為情緒問題有a.做工作或其它活動的時間減少的問題	discrete	numeric-1.0	302	0	-
13	v17_2	B4b.過去一個月，您是否會因為情緒問題有b.完成的工作量比您想要完成的較少的問題	discrete	numeric-1.0	302	0	-
14	v17_3	B4c.過去一個月，您是否會因為情緒問題有c.做工作或其它活動時不如以往小心的問題	discrete	numeric-1.0	302	0	-
15	v18_1	B5.上一週中產生這種感覺的次數?1.我曾為一些平常並不會煩我的事而煩擾	discrete	numeric-1.0	301	1	-
16	v18_2	B5.上一週中產生這種感覺的次數?2.我曾不想吃東西，食慾很差	discrete	numeric-1.0	302	0	-
17	v18_3	B5.上一週中產生這種感覺的次數?3.即使家人或朋友的幫助下，我還會覺得擺脫不了憂鬱	discrete	numeric-1.0	301	1	-
18	v18_4	B5.上一週中產生這種感覺的次數?4.我會感到我和別人一樣好	discrete	numeric-1.0	301	1	-
19	v18_5	B5.上一週中產生這種感覺的次數?5.我會難以把心思集中於正做的事情上	discrete	numeric-1.0	301	1	-
20	v18_6	B5.上一週中產生這種感覺的次數?6.我會感到沮喪	discrete	numeric-1.0	302	0	-
21	v18_7	B5.上一週中產生這種感覺的次數?7.我會感到自己所做的每一件事都很費力	discrete	numeric-1.0	302	0	-
22	v18_8	B5.上一週中產生這種感覺的次數?8.我會對前途充滿希望	discrete	numeric-1.0	302	0	-
23	v18_9	B5.上一週中產生這種感覺的次數?9.我會認為我的一生是一個失敗	discrete	numeric-1.0	301	1	-
24	v18_10	B5.上一週中產生這種感覺的次數?10.我會感到害怕	discrete	numeric-1.0	301	1	-
25	v18_11	B5.上一週中產生這種感覺的次數?11.我會睡不安穩	discrete	numeric-1.0	302	0	-
26	v18_12	B5.上一週中產生這種感覺的次數?12.我會很快樂	discrete	numeric-1.0	302	0	-
27	v18_13	B5.上一週中產生這種感覺的次數?13.我會比平常說話少了	discrete	numeric-1.0	301	1	-
28	v18_14	B5.上一週中產生這種感覺的次數?14.我會感到孤獨寂寞	discrete	numeric-1.0	301	1	-
29	v18_15	B5.上一週中產生這種感覺的次數?15.人們會對我不友善	discrete	numeric-1.0	302	0	-

#	Name	Label	Type	Format	Valid	Invalid	Question
30	v18_16	B5.上一週中產生這種感覺的次數?16.我會享受生活的愜意	discrete	numeric-1.0	302	0	-
31	v18_17	B5.上一週中產生這種感覺的次數?17.我曾一陣陣的哭過	discrete	numeric-1.0	301	1	-
32	v18_18	B5.上一週中產生這種感覺的次數?18.我曾感到悲傷	discrete	numeric-1.0	301	1	-
33	v18_19	B5.上一週中產生這種感覺的次數?19.我曾感到別人不喜歡我	discrete	numeric-1.0	302	0	-
34	v18_20	B5.上一週中產生這種感覺的次數?20.我曾提不起勁來做事	discrete	numeric-1.0	302	0	-
35	v19_1	B6.你同意嗎?1.我是個有價值(有用)的人	discrete	numeric-1.0	302	0	-
36	v19_2	B6.你同意嗎?2.我有很多優點	discrete	numeric-1.0	302	0	-
37	v19_3	B6.你同意嗎?3.我是個失敗者	discrete	numeric-1.0	301	1	-
38	v19_4	B6.你同意嗎?4.我可以把事情做得和大多數人一樣好	discrete	numeric-1.0	302	0	-
39	v19_5	B6.你同意嗎?5.我沒有很多值得驕傲的事情	discrete	numeric-1.0	302	0	-
40	v19_6	B6.你同意嗎?6.我用積極樂觀的態度看待我自己	discrete	numeric-1.0	302	0	-
41	v19_7	B6.你同意嗎?7.我很滿意我自己	discrete	numeric-1.0	302	0	-
42	v19_8	B6.你同意嗎?8.我有時候覺得自己很沒有用	discrete	numeric-1.0	302	0	-
43	v19_9	B6.你同意嗎?9.我希望我能夠更看得起自己	discrete	numeric-1.0	302	0	-
44	v19_10	B6.你同意嗎?10.有時候我會認為自己一無是處	discrete	numeric-1.0	302	0	-
45	v19_11	B6.你同意嗎?11.未來的一切操之在我	discrete	numeric-1.0	302	0	-
46	v19_12	B6.你同意嗎?12.我沒有辦法改變很多重要的事情	discrete	numeric-1.0	302	0	-
47	v20_1	B7.你經歷以下事件的頻繁程度:1.你時常感到不高興或易怒	discrete	numeric-1.0	302	0	-
48	v20_2	B7.你經歷以下事件的頻繁程度:2.你時常對別人發飆	discrete	numeric-1.0	302	0	-
49	v20_3	B7.你經歷以下事件的頻繁程度:3.你時常感到挫折和發脾氣	discrete	numeric-1.0	302	0	-
50	v20_4	B7.你經歷以下事件的頻繁程度:4.你時常因為你受到不公平的對待而生氣	discrete	numeric-1.0	302	0	-
51	v21_1	B8.與他人互動往來, 跟你符合嗎?1.別人常常特別地刁難我	discrete	numeric-1.0	302	0	-

#	Name	Label	Type	Format	Valid	Invalid	Question
52	v21_2	B8.與他人互動往來，跟你符合嗎?2.我常常被別人欺負	discrete	numeric-1.0	302	0	-
53	v21_3	B8.與他人互動往來，跟你符合嗎?3.別人常常佔我便宜	discrete	numeric-1.0	302	0	-
54	v21_4	B8.與他人互動往來，跟你符合嗎?4.別人只會利用我	discrete	numeric-1.0	302	0	-
55	v21_5	B8.與他人互動往來，跟你符合嗎?5.如果沒有人和我作對的話，我會做得更好	discrete	numeric-1.0	302	0	-
56	v21_6	B8.與他人互動往來，跟你符合嗎?6.朋友常背叛我	discrete	numeric-1.0	302	0	-
57	v21_7	B8.與他人互動往來，跟你符合嗎?7.我常常被人欺騙	discrete	numeric-1.0	302	0	-
58	v21_8	B8.與他人互動往來，跟你符合嗎?8.當人們對我很友善時，常常是要從我這邊獲得某些好處	discrete	numeric-1.0	302	0	-
59	v21_9	B8.與他人互動往來，跟你符合嗎?9.有些人常常刻意與我作對	discrete	numeric-1.0	302	0	-
60	v22_1	B9.符不符合你個人的情況? 1.你會去做大部分的人覺得危險的事情，例如：開快車	discrete	numeric-1.0	302	0	-
61	v22_2	B9.符不符合你個人的情況? 2.你比較喜歡做一些危險的事情勝於安靜的待著	discrete	numeric-1.0	302	0	-
62	v22_3	B9.符不符合你個人的情況? 3.你喜歡冒險	discrete	numeric-1.0	302	0	-
63	v22_4	B9.符不符合你個人的情況? 4.你享受開快車	discrete	numeric-1.0	302	0	-
64	v22_5	B9.符不符合你個人的情況? 5.為了跟人家打賭，你敢做任何事情	discrete	numeric-1.0	302	0	-
65	v22_6	B9.符不符合你個人的情況? 6.對你來說，生命如果沒有危險就會黯然失色	discrete	numeric-1.0	301	1	-
66	v22_7	B9.符不符合你個人的情況? 7.當你承諾要去做某件事情，別人可依靠你去完成這件事	discrete	numeric-1.0	302	0	-
67	v22_8	B9.符不符合你個人的情況? 8.當你興奮或緊張的時候，你依然可以從容不迫且鎮定	discrete	numeric-1.0	302	0	-
68	v22_9	B9.符不符合你個人的情況? 9.你會持續地做你要做的事情直到你完成它為止	discrete	numeric-1.0	302	0	-
69	v22_10	B9.符不符合你個人的情況? 10.在你必須要排隊時，你會耐心等待	discrete	numeric-1.0	302	0	-
70	v22_11	B9.符不符合你個人的情況? 11.你通常會先思考再行動	discrete	numeric-1.0	302	0	-

#	Name	Label	Type	Format	Valid	Invalid	Question
71	v22_12	B9.符不符合你個人的情況? 12.你做事比較喜歡一次只專心在一件事情上	discrete	numeric-1.0	302	0	-
72	v23_1	B10.您目前健康狀況會不會限制您從事?1.費力活動,例如跑步、提重物、參與劇烈運動	discrete	numeric-1.0	302	0	-
73	v23_2	B10.您目前健康狀況會不會限制您從事?2.中等程度活動,例如搬桌子、拖地板、打保齡球、或打太極拳	discrete	numeric-1.0	302	0	-
74	v23_3	B10.您目前健康狀況會不會限制您從事?3.提起或攜帶食品雜貨	discrete	numeric-1.0	302	0	-
75	v23_4	B10.您目前健康狀況會不會限制您從事?4.爬數層樓樓梯	discrete	numeric-1.0	302	0	-
76	v23_5	B10.您目前健康狀況會不會限制您從事?5.爬一層樓樓梯	discrete	numeric-1.0	302	0	-
77	v23_6	B10.您目前健康狀況會不會限制您從事?6.彎腰、跪下或蹲下	discrete	numeric-1.0	302	0	-
78	v23_7	B10.您目前健康狀況會不會限制您從事?7.走路超過1公里	discrete	numeric-1.0	302	0	-
79	v23_8	B10.您目前健康狀況會不會限制您從事?8.走過數個街口	discrete	numeric-1.0	302	0	-
80	v23_9	B10.您目前健康狀況會不會限制您從事?9.走過一個街口	discrete	numeric-1.0	302	0	-
81	v23_10	B10.您目前健康狀況會不會限制您從事?10.自己洗澡或穿衣	discrete	numeric-1.0	302	0	-
82	v24_1	B11.過去一個月,您是否會因為身體健康有1.做工作或其它活動的時間減少的問題	discrete	numeric-1.0	302	0	-
83	v24_2	B11.過去一個月,您是否會因為身體健康有2.完成的工作量比您想要完成的較少的問題	discrete	numeric-1.0	302	0	-
84	v24_3	B11.過去一個月,您是否會因為身體健康有3.可以做的 work 或其他活動的種類受到限制的問題	discrete	numeric-1.0	302	0	-
85	v24_4	B11.過去一個月,您是否會因為身體健康有4.做工作或其他活動有困難(須更吃力)的問題	discrete	numeric-1.0	302	0	-
86	v25	B12.過去一個月,您的身體健康或情緒問題,對您與家人或朋友、鄰居、社團間的平常活動的妨礙程度如何?	discrete	numeric-1.0	302	0	-

#	Name	Label	Type	Format	Valid	Invalid	Question
87	v26	B13.過去一個月，您身體疼痛程度有多嚴重?	discrete	numeric-1.0	302	0	-
88	v27	B14.過去一個月，身體疼痛對您的日常工作(包括上班及家務)妨礙程度如何?	discrete	numeric-1.0	302	0	-
89	v28_1	B15.過去一個月有多少時候 1.您覺得充滿活力?	discrete	numeric-1.0	301	1	-
90	v28_2	B15.過去一個月有多少時候 2.您是一個非常緊張的人?	discrete	numeric-1.0	302	0	-
91	v28_3	B15.過去一個月有多少時候 3.您覺得非常沮喪，沒有任何事情可以讓您高興起來?	discrete	numeric-1.0	302	0	-
92	v28_4	B15.過去一個月有多少時候 4.您覺得心情平靜?	discrete	numeric-1.0	302	0	-
93	v28_5	B15.過去一個月有多少時候 5.您精力充沛?	discrete	numeric-1.0	301	1	-
94	v28_6	B15.過去一個月有多少時候 6.您覺得悶悶不樂和憂鬱?	discrete	numeric-1.0	302	0	-
95	v28_7	B15.過去一個月有多少時候 7.您覺得筋疲力竭?	discrete	numeric-1.0	302	0	-
96	v28_8	B15.過去一個月有多少時候 8.您是一個快樂的人?	discrete	numeric-1.0	302	0	-
97	v28_9	B15.過去一個月有多少時候 9.您覺得累?	discrete	numeric-1.0	302	0	-
98	v29	B16.過去一個月，您的身體健康或情緒問題有多少時候會妨礙您的社交活動(如拜訪親友等)?	discrete	numeric-1.0	302	0	-
99	v30_1	B17.對您來說有多正確?1.我好像比別人較容易生病	discrete	numeric-1.0	302	0	-
100	v30_2	B17.對您來說有多正確?2.和任何一個我認識的人來比，我和他們一樣健康	discrete	numeric-1.0	302	0	-
101	v30_3	B17.對您來說有多正確?3.我想我的健康會越來越壞	discrete	numeric-1.0	302	0	-
102	v30_4	B17.對您來說有多正確?4.我的健康狀況好得很	discrete	numeric-1.0	302	0	-

Group C.個人行為

#	Name	Label	Type	Format	Valid	Invalid	Question
1	v31_1	C1.對您來說發生的情況如何?1.我覺得幫助別人是重要的	discrete	numeric-1.0	302	0	-
2	v31_2	C1.對您來說發生的情況如何?2.在解決有關人際衝突時，我有辦法讓各方都沒有受到傷害	discrete	numeric-1.0	302	0	-
3	v31_3	C1.對您來說發生的情況如何?3.即使在很不容易的情況下，我仍實話實說	discrete	numeric-1.0	302	0	-

#	Name	Label	Type	Format	Valid	Invalid	Question
4	v31_4	C1.對您來說發生的情況如何?4.我盡力使我居住的社區變得更美好	discrete	numeric-1.0	302	0	-
5	v31_5	C1.對您來說發生的情況如何?5.我試圖盡一己之力解決社會問題	discrete	numeric-1.0	302	0	-
6	v31_6	C1.對您來說發生的情況如何?6.我對於他人心存敬佩	discrete	numeric-1.0	302	0	-
7	v31_7	C1.對您來說發生的情況如何?7.我能夠體會他人的需求與感受	discrete	numeric-1.0	302	0	-
8	v31_8	C1.對您來說發生的情況如何?8.我會主動幫忙鄰居	discrete	numeric-1.0	302	0	-
9	v32_1	C2-1.你是否曾經喝過酒?(包括啤酒、水果酒、氣泡酒、葡萄酒等各種酒類、保力達B、維士比與藥酒;不包括料理或食物裡添加的酒、嚐一口的酒)	discrete	numeric-1.0	302	0	-
10	v32_2	C2-2.第一次喝酒的年齡是幾歲?	discrete	numeric-2.0	239	63	-
11	v32_3	C2-3.你最近一次喝酒是什麼時候?	discrete	numeric-1.0	245	57	-
12	v32_4	C2-4.過去一年,你多久喝一次酒?	discrete	numeric-1.0	245	57	-
13	v32_5	C2-5.過去一年,在一般喝酒的日子,你一天可以喝多少單位的酒?	discrete	numeric-1.0	219	83	-
14	v32_6	C2-6.過去一年,你多久會有一次喝超過5單位的酒?	discrete	numeric-1.0	220	82	-
15	v32_7	C2-7.過去一個月,你多久喝一次酒?	discrete	numeric-1.0	219	83	-
16	v32_8	C2-8.過去一個月,你喝最多酒的那一次,是喝哪一種酒?(若不只喝一種酒,則只要選出喝最多量的那種酒)	discrete	numeric-1.0	163	139	-
17	v32_9	C2-9.承上題,當時該種酒喝的量約為多少單位的酒?	discrete	numeric-1.0	163	139	-
18	v32_10	C2-10.過去一個月,有幾天你喝醉酒?	discrete	numeric-1.0	163	139	-
19	v32_11	C2-11.你是否曾被警察實施酒測?	discrete	numeric-1.0	246	56	-
20	v32_12	C2-12.你是否有酒測超標的情況?	discrete	numeric-1.0	40	262	-
21	v33_1	C3-1.你是否會吸菸?	discrete	numeric-1.0	302	0	-
22	kv33_1	C3-1.第一次吸菸是在__歲	continuous	numeric-2.0	63	239	-
23	v33_2	C3-2.你最近一次吸菸是什麼時候?	discrete	numeric-1.0	64	238	-
24	v33_3	C3-3.過去一年,你大約有幾天吸菸?	discrete	numeric-1.0	42	260	-
25	v33_4	C3-4.過去一個月,你有幾天吸菸?	discrete	numeric-1.0	43	259	-

#	Name	Label	Type	Format	Valid	Invalid	Question
26	v33_5	C3-5.過去一個月，在有吸菸的日子，你平均一天大約吸幾支菸?	discrete	numeric-1.0	37	265	-
27	kv33_5	C3-5.過去一個月，在有吸菸的日子，你平均一天大約吸幾支菸?61支以上，約幾支?	discrete	numeric-3.2	0	302	-
28	v34_1	C4-1.過去七天以來，你有幾天?吃蔬菜	discrete	numeric-1.0	302	0	-
29	v34_2	C4-2.過去七天以來，你有幾天?吃水果或喝新鮮果汁	discrete	numeric-1.0	302	0	-
30	v34_3	C4-3.過去七天以來，你有幾天?吃洋芋片、薯條或炸雞排等油炸食物	discrete	numeric-1.0	302	0	-
31	v34_4	C4-4.過去七天以來，你有幾天?喝可樂、汽水及其他含糖飲料	discrete	numeric-1.0	302	0	-
32	v34_5	C4-5.過去七天以來，你有幾天?吃速食店	discrete	numeric-1.0	301	1	-
33	v34_6	C4-6.過去七天以來，你有幾天?運動至少30分鐘	discrete	numeric-1.0	302	0	-
34	v34_7	C4-7.你平常大約幾點起床?[幾點]	discrete	numeric-2.0	302	0	-
35	kv34_7	C4-7.你平常大約幾點起床?[幾分]	continuous	numeric-2.0	302	0	-
36	v34_8	C4-8.你平常大約幾點睡覺?[幾點]	continuous	numeric-2.0	302	0	-
37	kv34_8	C4-8.你平常大約幾點睡覺?[幾分]	continuous	numeric-2.0	302	0	-
38	v34_9	C4-9.你休假日或週末大約幾點起床?[幾點]	discrete	numeric-2.0	301	1	-
39	kv34_9	C4-9.你休假日或週末大約幾點起床?[幾分]	continuous	numeric-2.0	301	1	-
40	v34_10	C4-10.你休假日或週末大約幾點睡覺?[幾點]	continuous	numeric-2.0	300	2	-
41	kv34_10	C4-10.你休假日或週末大約幾點睡覺?[幾分]	continuous	numeric-2.0	300	2	-
42	v34_11	C4-11.你的身高	continuous	numeric-3.2	302	0	-
43	kv34_11	C4-11.你的體重	continuous	numeric-3.2	302	0	-
44	v34_12	C4-12.你如何描述你的體重?	discrete	numeric-1.0	302	0	-

Group D.家庭生活與社區環境

#	Name	Label	Type	Format	Valid	Invalid	Question
1	v35_1	D1-1.您目前的婚姻狀況是?	discrete	numeric-1.0	300	2	-
2	kv35_1	D1-1.您目前的婚姻狀況是?其他	discrete	character-12	2	0	-
3	v35_2	D1-2.您是什麼時候結婚的?(再婚者指目前的婚姻)	discrete	numeric-3.0	108	194	-

#	Name	Label	Type	Format	Valid	Invalid	Question
4	v35_3	D1-3.您配偶(或伴侶)是什麼時候出生的?	discrete	numeric-4.0	44	258	-
5	v35_4	D1-4.您配偶(或伴侶)的教育程度是：	discrete	numeric-2.0	116	186	-
6	kv35_4	D1-4.您配偶(或伴侶)的教育程度是：其他	discrete	numeric-1.0	1	301	-
7	v35_5	D1-5.您配偶(或伴侶)目前的工作狀況?	discrete	numeric-2.0	127	175	-
8	kv35_5	D1-5.您配偶(或伴侶)目前的工作狀況?其他	discrete	numeric-1.0	2	300	-
9	v35_6	D1-6.您配偶(或伴侶)目前(前一個工作)主要的工作屬於下列哪一種?	discrete	numeric-1.0	116	186	-
10	v35_7	D1-7.您配偶(或伴侶)目前(前一個工作)總共管理幾個人?	discrete	numeric-3.0	113	189	-
11	v35_8	D1-8.在您配偶(或伴侶)管理的人當中，是不是還有人管理其他的人?	discrete	numeric-1.0	30	272	-
12	v35_9	D1-9.您配偶(或伴侶)目前(前一個工作)平均每週大約工作多少小時?	continuous	numeric-2.0	123	179	-
13	v35_101	D1-10a.我們兩人之間有很多思想觀念的激發和交流。關於您與您配偶(或伴侶)，你同不同意?	discrete	numeric-1.0	127	175	-
14	v35_102	D1-10b.我們兩人能互相提攜、一起成長。關於您與您配偶(或伴侶)，你同不同意?	discrete	numeric-1.0	127	175	-
15	v35_103	D1-10c.和他在一起的這段時光，我覺得自己成長了很多。關於您與您配偶(或伴侶)，你同不同意?	discrete	numeric-1.0	127	175	-
16	v35_104	D1-10d.我覺得我們繼續下去彼此都很痛苦。關於您與您配偶(或伴侶)，你同不同意?	discrete	numeric-1.0	127	175	-
17	v35_105	D1-10e.我對他有所不滿，但彼此又不能坦誠相對。關於您與您配偶(或伴侶)，你同不同意?	discrete	numeric-1.0	127	175	-
18	v35_106	D1-10f.我們並不是真正很合的來，但卻仍然勉強在一起。關於您與您配偶(或伴侶)，你同不同意?	discrete	numeric-1.0	127	175	-
19	v35_107	D1-10g.我們可以各自參加喜歡的活動，不會限制對方的生活。關於您與您配偶(或伴侶)，你同不同意?	discrete	numeric-1.0	127	175	-
20	v35_108	D1-10h.我們兩人的生活圈愈來愈小，並因此而心情時常不好。關於您與您配偶(或伴侶)，你同不同意?	discrete	numeric-1.0	127	175	-
21	v35_109	D1-10i.我們互相尊重對方原本的個性、價值觀、信	discrete	numeric-1.0	127	175	-

#	Name	Label	Type	Format	Valid	Invalid	Question
		仰等。關於您與您配偶(或伴侶), 你同不同意?					
22	v35_11	D1-11.您是否滿意與您配偶(或伴侶)間關係?	discrete	numeric-1.0	128	174	-
23	v35_12	D1-12.您對你們之間的相處情形感到快樂嗎?	discrete	numeric-1.0	128	174	-
24	v35_13	D1-13.您有小孩嗎?	discrete	numeric-1.0	215	87	-
25	kv35_13	D1-13.你有幾個小孩	discrete	numeric-1.0	58	244	-
26	v35_14	D1-14.您的第一個小孩是在哪一年出生的?	discrete	numeric-3.0	58	244	-
27	v36_1	D2-1.街道上常有空的瓶子、碎玻璃或垃圾	discrete	numeric-1.0	300	2	-
28	v36_2	D2-2.建築物的外牆有塗鴉	discrete	numeric-1.0	300	2	-
29	v36_3	D2-3.社區中有廢棄沒有人住的空屋或店面	discrete	numeric-1.0	300	2	-
30	v36_4	D2-4.社區中的公園或公共活動空間在日間很安全	discrete	numeric-1.0	300	2	-
31	v36_5	D2-5.社區中的公園或公共活動空間在夜間很安全	discrete	numeric-1.0	300	2	-
32	v36_6	D2-6.整體來看, 您居住的社區	discrete	numeric-1.0	300	2	-
33	v37_1	D3-1.你自己和鄰居間來往的情形大概是什麼樣?互相打招呼	discrete	numeric-1.0	300	2	-
34	v37_2	D3-2.你自己和鄰居間來往的情形大概是什麼樣?閒話家常	discrete	numeric-1.0	300	2	-
35	v37_3	D3-3.你自己和鄰居間來往的情形大概是什麼樣?談家裡的事情	discrete	numeric-1.0	300	2	-
36	v37_4	D3-4.你自己和鄰居間來往的情形大概是什麼樣?與鄰居相互照應	discrete	numeric-1.0	300	2	-
37	v37_5	D3-5.你自己和鄰居間來往的情形大概是什麼樣?分享好事情、好東西	discrete	numeric-1.0	300	2	-
38	v37_6	D3-6.你自己和鄰居間來往的情形大概是什麼樣?主動對鄰居表達關心	discrete	numeric-1.0	300	2	-
39	v38_1	D4-1.對於自己社區或周遭鄰里的看法:我覺得這裡的居民都很關心這個社區/鄰里	discrete	numeric-1.0	300	2	-
40	v38_2	D4-2.對於自己社區或周遭鄰里的看法:和社區/鄰里居民的情誼, 對我來說很重要	discrete	numeric-1.0	300	2	-
41	v38_3	D4-3.對於自己社區或周遭鄰里的看法:這個社區/鄰里的居民, 是我值得相信的	discrete	numeric-1.0	300	2	-
42	v38_4	D4-4.對於自己社區或周遭鄰里的看法:和社區/鄰里的居民在一起時感到愉快	discrete	numeric-1.0	300	2	-

#	Name	Label	Type	Format	Valid	Invalid	Question
43	v38_5	D4-5.對於自己社區或周遭鄰里的看法:我覺得社區/鄰里的居民, 在想法上都很相似	discrete	numeric-1.0	300	2	-
44	v38_6	D4-6.對於自己社區或周遭鄰里的看法:我覺得對於社區/鄰里有利的事, 大家都共同的想法	discrete	numeric-1.0	300	2	-
45	v38_7	D4-7.對於自己社區或周遭鄰里的看法:我覺得我是社區/鄰里中的一份子	discrete	numeric-1.0	300	2	-
46	v38_8	D4-8.對於自己社區或周遭鄰里的看法:這個社區/鄰里很有家的感覺	discrete	numeric-1.0	300	2	-
47	v38_9	D4-9.對於自己社區或周遭鄰里的看法:如果可以, 我想要一直住在這個社區/鄰里	discrete	numeric-1.0	300	2	-
48	v39_1	D5-1.您父親現在大部分和誰居住:	discrete	numeric-1.0	291	11	-
49	kv39_1	D5-1.您父親現在大部分和誰居住:其他	discrete	character-18	9	0	-
50	v39_2	D5-2.您母親現在大部分和誰居住:	discrete	numeric-1.0	298	4	-
51	kv39_2	D5-2.您母親現在大部分和誰居住:其他	discrete	character-15	7	0	-
52	v39_3	D5-3.您配偶(或伴侶)父親現在大部分和誰居住:	discrete	numeric-1.0	122	180	-
53	kv39_3	D5-3.您配偶(或伴侶)父親現在大部分和誰居住:其他	discrete	character-18	5	0	-
54	v39_4	D5-4.您配偶(或伴侶)母親現在大部分和誰居住:	discrete	numeric-1.0	126	176	-
55	kv39_4	D5-4.您配偶(或伴侶)母親現在大部分和誰居住:其他	discrete	character-18	5	0	-

Variables Description

Dataset contains 229 variable(s)

File : data			
# id: 樣本編號			
Information		[Type= continuous] [Format=numeric] [Range= 2-1503] [Missing=*]	
Statistics [NW/ W]		[Valid=302 /-] [Invalid=0 /-] [Mean=686.252 /-] [StdDev=410.965 /-]	
# v1_1: A1.您目前居住在哪裡?			
Information		[Type= discrete] [Format=numeric] [Range= 1-23] [Missing=*]	
Statistics [NW/ W]		[Valid=302 /-] [Invalid=0 /-]	
Value	Label	Cases	Percentage
1	臺北市	207	<div><div></div></div> 68.5%
2	新北市	56	<div><div></div></div> 18.5%
3	臺中市	5	<div><div></div></div> 1.7%
4	臺南市	1	<div><div></div></div> 0.3%
5	高雄市	2	<div><div></div></div> 0.7%
6	桃園市	5	<div><div></div></div> 1.7%
7	新竹縣	3	<div><div></div></div> 1.0%
8	苗栗縣	0	
9	彰化縣	0	
10	南投縣	0	
11	雲林縣	0	
12	嘉義縣	1	<div><div></div></div> 0.3%
13	屏東縣	0	
14	宜蘭縣	1	<div><div></div></div> 0.3%
15	花蓮縣	1	<div><div></div></div> 0.3%
16	臺東縣	0	
17	澎湖縣	0	
18	金門縣	0	
19	連江縣	0	
20	基隆市	3	<div><div></div></div> 1.0%
21	新竹市	8	<div><div></div></div> 2.6%
22	嘉義市	0	
23	其他	9	<div><div></div></div> 3.0%
Warning: these figures indicate the number of cases found in the data file. They cannot be interpreted as summary statistics of the population of interest.			
# kv1_1: A1.您目前居住在哪裡?其他			
Information		[Type= discrete] [Format=character] [Missing=*]	
Statistics [NW/ W]		[Valid=9 /-] [Invalid=0 /-]	
Value	Label	Cases	Percentage
0		1	<div><div></div></div> 11.1%
上海		1	<div><div></div></div> 11.1%
德國		1	<div><div></div></div> 11.1%
日本		1	<div><div></div></div> 11.1%
澳洲		2	<div><div></div></div> 22.2%
美國		2	<div><div></div></div> 22.2%
香港		1	<div><div></div></div> 11.1%
Warning: these figures indicate the number of cases found in the data file. They cannot be interpreted as summary statistics of the population of interest.			

File : data

v1_2: A1.您目前居住在哪个鄉/鎮/市/區？

Information [Type= discrete] [Format=character] [Missing=*]

Statistics [NW/ W] [Valid=296 /-] [Invalid=0 /-]

Value	Label	Cases	Percentage
Albany, NY, USA		1	0.3%
Perth		1	0.3%
new york		1	0.3%
七堵區		1	0.3%
三峽區		1	0.3%
三重區		9	3.0%
上海市嘉定區		1	0.3%
中和區		4	1.4%
中山區		16	5.4%
中正區		6	2.0%
信義區		19	6.4%
內湖區		22	7.4%
北區		3	1.0%
北屯區		1	0.3%
北投區		25	8.4%
南港區		10	3.4%
台北市中山區		1	0.3%
呂北克		1	0.3%
墨爾本		1	0.3%
士林區		28	9.5%
大同區		14	4.7%
大安區		21	7.1%
大肚區		2	0.7%
文山		1	0.3%
文山區		24	8.1%
新地區		1	0.3%
新店區		7	2.4%
新莊		1	0.3%
新莊區		7	2.4%
朴子市		1	0.3%
東區		3	1.0%
松山區		13	4.4%
板橋區		1	0.3%
桃園區		1	0.3%
永和區		2	0.7%
永和市		1	0.3%
永康區		1	0.3%
汐止區		9	3.0%
江戸川篠崎		1	0.3%
淡水區		5	1.7%

File : data

v1_2: A1.您目前居住在哪個鄉/鎮/市/區？

Value	Label	Cases	Percentage
深坑區		2	0.7%
竹北		1	0.3%
竹北市		2	0.7%
花蓮市		1	0.3%
萬華區		8	2.7%
蘆洲區		4	1.4%
蘆竹區		3	1.0%
蘇澳鎮		1	0.3%
香港九龍		1	0.3%
鳳山區		1	0.3%
鶯歌區		1	0.3%
鹽埕區		1	0.3%
龍井區		1	0.3%
龜山區		1	0.3%

Warning: these figures indicate the number of cases found in the data file. They cannot be interpreted as summary statistics of the population of interest.

v2: A2.您覺得現在所居住的地方是都市或鄉村？

Information	[Type= discrete] [Format=numeric] [Range= 1-5] [Missing=*]		
Statistics [NW/ W]	[Valid=302 /-] [Invalid=0 /-]		
Value	Label	Cases	Percentage
1	大都市	191	63.2%
2	大都市旁的郊區	87	28.8%
3	小城鎮	22	7.3%
4	農村地區	2	0.7%
5	獨立農家	0	

Warning: these figures indicate the number of cases found in the data file. They cannot be interpreted as summary statistics of the population of interest.

v3: A3.您的教育程度是：

Information	[Type= discrete] [Format=numeric] [Range= 1-22] [Missing=*]		
Statistics [NW/ W]	[Valid=302 /-] [Invalid=0 /-]		
Value	Label	Cases	Percentage
1	無/不識字	0	
2	自修/識字/私塾	0	
3	小學	0	
4	國(初)中	0	
5	初職	0	
6	高中普通科	3	1.0%
7	高中職業科	5	1.7%
8	高職	11	3.6%
9	士官學校	1	0.3%
10	五專	8	2.6%
11	二專	9	3.0%
12	三專	0	
13	軍警校專修班	0	

File : data

v3: A3.您的教育程度是：

Value	Label	Cases	Percentage
14	軍警校專科班	1	0.3%
15	空中行專/商專	0	
16	空中大學	1	0.3%
17	軍警官校或大學	1	0.3%
18	技術學院、科大	52	17.2%
19	大學	122	40.4%
20	碩士	80	26.5%
21	博士	8	2.6%
22	其他	0	

Warning: these figures indicate the number of cases found in the data file. They cannot be interpreted as summary statistics of the population of interest.

kv3: A3.您的教育程度是：其他

Information	[Type= discrete] [Format=character] [Missing=*]
Statistics [NW/ W]	[Valid=0 /-] [Invalid=0 /-]

v4: A5.你有沒有取得相關專業技術證照？

Information	[Type= discrete] [Format=numeric] [Range= 1-2] [Missing=*]
Statistics [NW/ W]	[Valid=302 /-] [Invalid=0 /-]

Value	Label	Cases	Percentage
1	有	121	40.1%
2	沒有(跳答到A6)	181	59.9%

Warning: these figures indicate the number of cases found in the data file. They cannot be interpreted as summary statistics of the population of interest.

v4_1: A5.[甲級]取得哪些證照：

Information	[Type= discrete] [Format=numeric] [Range= 0-1] [Missing=*]
Statistics [NW/ W]	[Valid=179 /-] [Invalid=123 /-]

Value	Label	Cases	Percentage
0	沒有	170	95.0%
1	有	9	5.0%
Sysmiss		123	

Warning: these figures indicate the number of cases found in the data file. They cannot be interpreted as summary statistics of the population of interest.

kv4_1: A5.[甲級說明]取得哪些證照：

Information	[Type= discrete] [Format=character] [Missing=*]
Statistics [NW/ W]	[Valid=9 /-] [Invalid=0 /-]

Value	Label	Cases	Percentage
0		4	44.4%
勞工衛生管理師		1	11.1%
廢水處理、廢棄物處理		1	11.1%
會計師		1	11.1%
獸醫師執照		1	11.1%
網球		1	11.1%

Warning: these figures indicate the number of cases found in the data file. They cannot be interpreted as summary statistics of the population of interest.

File : data			
# v4_2: A5.[乙級]取得哪些證照：			
Information	[Type= discrete] [Format=numeric] [Range= 0-1] [Missing=*]		
Statistics [NW/ W]	[Valid=182 /-] [Invalid=120 /-]		
Value	Label	Cases	Percentage
0	沒有	167	<div><div></div></div> 91.8%
1	有	15	<div><div></div></div> 8.2%
Sysmiss		120	
Warning: these figures indicate the number of cases found in the data file. They cannot be interpreted as summary statistics of the population of interest.			
# kv4_2: A5.[乙級說明]取得哪些證照：			
Information	[Type= discrete] [Format=numeric] [Range= 0-0] [Missing=*]		
Statistics [NW/ W]	[Valid=15 /-] [Invalid=287 /-]		
Value	Label	Cases	Percentage
0	漏答	15	<div><div></div></div> 100.0%
Sysmiss		287	
Warning: these figures indicate the number of cases found in the data file. They cannot be interpreted as summary statistics of the population of interest.			
# v4_3: A5.[丙級]取得哪些證照：			
Information	[Type= discrete] [Format=numeric] [Range= 0-1] [Missing=*]		
Statistics [NW/ W]	[Valid=202 /-] [Invalid=100 /-]		
Value	Label	Cases	Percentage
0	沒有	148	<div><div></div></div> 73.3%
1	有	54	<div><div></div></div> 26.7%
Sysmiss		100	
Warning: these figures indicate the number of cases found in the data file. They cannot be interpreted as summary statistics of the population of interest.			
# kv4_3: A5.[丙級說明]取得哪些證照：			
Information	[Type= discrete] [Format=numeric] [Range= 0-0] [Missing=*]		
Statistics [NW/ W]	[Valid=47 /-] [Invalid=255 /-]		
Value	Label	Cases	Percentage
0	漏答	47	<div><div></div></div> 100.0%
Sysmiss		255	
Warning: these figures indicate the number of cases found in the data file. They cannot be interpreted as summary statistics of the population of interest.			
# v4_4: A5.[其他]取得哪些證照：			
Information	[Type= discrete] [Format=numeric] [Range= 0-1] [Missing=*]		
Statistics [NW/ W]	[Valid=200 /-] [Invalid=102 /-]		
Value	Label	Cases	Percentage
0	沒有	135	<div><div></div></div> 67.5%
1	有	65	<div><div></div></div> 32.5%
Sysmiss		102	
Warning: these figures indicate the number of cases found in the data file. They cannot be interpreted as summary statistics of the population of interest.			
# kv4_4: A5.[其他說明]取得哪些證照：			
Information	[Type= discrete] [Format=character] [Missing=*]		
Statistics [NW/ W]	[Valid=64 /-] [Invalid=0 /-]		

File : data

kv4_4: A5.[其他說明]取得哪些證照：

Value	Label	Cases	Percentage
30噸固定式起重機		1	1.6%
AALS		1	1.6%
AUTOCAD國際證照		1	1.6%
ISO27001		1	1.6%
LPIC LV1 NCLA		1	1.6%
Microsoft Access		1	1.6%
toeic		1	1.6%
不動產營業員/多益		1	1.6%
中醫師執照		2	3.1%
人身保險		1	1.6%
人身保險、投資型、產物保險業務員證照		1	1.6%
人身保險經紀人		1	1.6%
保險相關		1	1.6%
保險證照,投資型商品證照		1	1.6%
信託、金融市場與道德、內控		1	1.6%
初級營業員證照		1	1.6%
動物實驗證照		1	1.6%
壽險、產險、外幣非投資壽險、投資型保		1	1.6%
外語導遊+領隊		1	1.6%
律師		1	1.6%
律師執照		1	1.6%
放射師		1	1.6%
救生員, 急救員, 消防訓, 台電環路操作人員		1	1.6%
救生員, 籃球裁判, 拔河教練, 龍舟教練證		1	1.6%
救護技術員、救生教練		1	1.6%
教師證		2	3.1%
教師證書		1	1.6%
教育部國語檢定中級		1	1.6%

File : data

kv4_4: A5.[其他說明]取得哪些證照：

Value	Label	Cases	Percentage
會計師、內部稽核師		1	1.6%
水匠、用電設備士、勞工安全管理員		1	1.6%
營養師		2	3.1%
牙醫師執照		2	3.1%
物理治療師、醫師		1	1.6%
產險 銀行內控		1	1.6%
美國瑜珈師資 RYT200小時證照		1	1.6%
藥師		1	1.6%
藥師執照		1	1.6%
諮商心理師		1	1.6%
證券初級業務員，證券高級業務員		1	1.6%
證券商初級業務員		1	1.6%
護理師		2	3.1%
護理師 ACLS		1	1.6%
護理師、腫瘤護理師		1	1.6%
護理師執照		1	1.6%
護理師證書		2	3.1%
護理師高等考試		1	1.6%
醫事檢驗師		1	1.6%
醫師執照		3	4.7%
醫師執照、眼科專科醫師執照		1	1.6%
金融相關		2	3.1%
金融相關證照		1	1.6%
金融證照約10張		1	1.6%
電腦繪圖		1	1.6%
領隊職照		1	1.6%
食品技師		1	1.6%

Warning: these figures indicate the number of cases found in the data file. They cannot be interpreted as summary statistics of the population of interest.

v5_1: A6.下列哪一項是您目前的主要工作狀況？

Information	[Type= discrete] [Format=numeric] [Range= 1-14] [Missing=*]		
Statistics [NW/ W]	[Valid=298 /-] [Invalid=4 /-]		
Value	Label	Cases	Percentage
1	有全職工作(一週工作 30 個小時或以上)	247	82.9%

File : data

v5_1: A6. 下列哪一項是您目前的主要工作狀況？

Value	Label	Cases	Percentage
2	有固定兼職工作	9	3.0%
3	不固定(打零工)	0	
4	為家庭事業工作，而且有領薪水	5	1.7%
5	為家庭事業工作，但沒有領薪水	2	0.7%
6	學生/進修在學且有工作	6	2.0%
7	學生/進修在學且沒有工作(跳答A12)	6	2.0%
8	目前沒有工作(跳答A12)	7	2.3%
9	學徒、受職業訓練者(跳答A12)	0	
10	料理家務且沒有工作(如：家庭主婦)(跳答A12)	14	4.7%
11	身心障礙、生病不能工作(跳答A12)	1	0.3%
12	服義務役或替代役(跳答A12)	0	
13	服研發替代役(跳答A12)	0	
14	其他(跳答A12)	1	0.3%
Sysmiss		4	

Warning: these figures indicate the number of cases found in the data file. They cannot be interpreted as summary statistics of the population of interest.

kv5_1: A6. 下列哪一項是您目前的主要工作狀況?其他

Information	[Type= discrete] [Format=numeric] [Range= 0-0] [Missing=*]
Statistics [NW/ W]	[Valid=4 /-] [Invalid=298 /-]

Value	Label	Cases	Percentage
0	漏答	4	100.0%
Sysmiss		298	

Warning: these figures indicate the number of cases found in the data file. They cannot be interpreted as summary statistics of the population of interest.

v5_2: A6. 下列哪一項是您目前的次要工作狀況?(無次要工作免填)

Information	[Type= discrete] [Format=numeric] [Range= 1-14] [Missing=*]
Statistics [NW/ W]	[Valid=33 /-] [Invalid=269 /-]

Value	Label	Cases	Percentage
1	有全職工作(一週工作 30 個小時或以上)	9	27.3%
2	有固定兼職工作	13	39.4%
3	不固定(打零工)	4	12.1%
4	為家庭事業工作，而且有領薪水	0	
5	為家庭事業工作，但沒有領薪水	0	
6	學生/進修在學且有工作	2	6.1%
7	學生/進修在學且沒有工作	0	
8	目前沒有工作	1	3.0%
9	學徒、受職業訓練者	0	
10	料理家務且沒有工作(如：家庭主婦)	3	9.1%
11	身心障礙、生病不能工作	0	
12	服義務役或替代役	0	
13	服研發替代役	0	
14	其他	1	3.0%
Sysmiss		269	

Warning: these figures indicate the number of cases found in the data file. They cannot be interpreted as summary statistics of the population of interest.

File : data			
# kv5_2: A6.下列哪一項是您目前的次要工作狀況?其他(無次要工作免填)			
Information	[Type= discrete] [Format=numeric] [Range= 0-0] [Missing=*]		
Statistics [NW/ W]	[Valid=1 -/] [Invalid=301 -/]		
Value	Label	Cases	Percentage
0	漏答	1	100.0%
Sysmiss		301	
Warning: these figures indicate the number of cases found in the data file. They cannot be interpreted as summary statistics of the population of interest.			
# v6: A7.您目前主要的工作屬於下列哪一種?(目前無工作者請回答前一個工作)			
Information	[Type= discrete] [Format=numeric] [Range= 1-7] [Missing=*]		
Statistics [NW/ W]	[Valid=271 -/] [Invalid=31 -/]		
Value	Label	Cases	Percentage
1	長期正式編制人員(正職人員)	211	77.9%
2	定期契約人員(含約聘、約雇、特約、委任)	26	9.6%
3	臨時人員(含臨時工、暫雇、工讀、代班(工、課)等形式)	8	3.0%
4	人力派遣人員	3	1.1%
5	外包(或承包)人員(含外包商或承包商)	0	
6	自己是老闆且有雇人	10	3.7%
7	為自己(或與合夥人)工作, 但沒有雇用其他人	13	4.8%
Sysmiss		31	
Warning: these figures indicate the number of cases found in the data file. They cannot be interpreted as summary statistics of the population of interest.			
# v7: A9.您現在(以前/退休前)工作的公司/機構大約雇有多少員工?(不含您本人)			
Information	[Type= discrete] [Format=numeric] [Range= 1-9] [Missing=*]		
Statistics [NW/ W]	[Valid=269 -/] [Invalid=33 -/]		
Value	Label	Cases	Percentage
1	0 人(跳答A12)	6	2.2%
2	1-2 人	10	3.7%
3	3-9 人	33	12.3%
4	10-29 人	32	11.9%
5	30-50 人	19	7.1%
6	51-100 人	25	9.3%
7	101-500 人	49	18.2%
8	501-1000 人	24	8.9%
9	1001 人或以上	71	26.4%
Sysmiss		33	
Warning: these figures indicate the number of cases found in the data file. They cannot be interpreted as summary statistics of the population of interest.			
# v8: A10.您目前總共管理幾個人?			
Information	[Type= discrete] [Format=numeric] [Range= 0-900] [Missing=*]		
Statistics [NW/ W]	[Valid=268 -/] [Invalid=34 -/]		
Value	Label	Cases	Percentage
0	(跳答A12)	211	78.7%
1		7	2.6%
2		8	3.0%
3		6	2.2%

File : data

v8: A10.您目前總共管理幾個人？

Value	Label	Cases	Percentage
4		10	3.7%
5		4	1.5%
6		6	2.2%
10		1	0.4%
13		2	0.7%
15		2	0.7%
18		1	0.4%
20		2	0.7%
25		1	0.4%
39		1	0.4%
50		1	0.4%
99		1	0.4%
100		2	0.7%
170		1	0.4%
900		1	0.4%
Sysmiss		34	

Warning: these figures indicate the number of cases found in the data file. They cannot be interpreted as summary statistics of the population of interest.

v9: A11.在您管理的人當中，請問是不是還有人管理其他的人？

Information	[Type= discrete] [Format=numeric] [Range= 1-2] [Missing=*]		
Statistics [NW/ W]	[Valid=57 /-] [Invalid=245 /-]		
Value	Label	Cases	Percentage
1	有	30	52.6%
2	沒有	27	47.4%
Sysmiss		245	

Warning: these figures indicate the number of cases found in the data file. They cannot be interpreted as summary statistics of the population of interest.

v10: A12.您目前(前一個工作)平均每週大約工作多少小時？

Information	[Type= continuous] [Format=numeric] [Range= 0-100] [Missing=*]
Statistics [NW/ W]	[Valid=298 /-] [Invalid=4 /-] [Mean=42.604 /-] [StdDev=15.978 /-]

v11: A13.[1為最底層，10為最上層]我們社會中，有一群人比較接近上層，有一群人比較接近下層。請問您認為您目前屬於哪一層？

Information	[Type= discrete] [Format=numeric] [Range= 1-10] [Missing=*]
Statistics [NW/ W]	[Valid=299 /-] [Invalid=3 /-] [Mean=5.161 /-] [StdDev=1.673 /-]

Value	Label	Cases	Percentage
1		17	5.7%
2		8	2.7%
3		19	6.4%
4		30	10.0%
5		91	30.4%
6		75	25.1%
7		46	15.4%
8		12	4.0%

File : data

v11: A13.[1為最底層，10為最上層]我們社會中，有一群人比較接近上層，有一群人比較接近下層。請問您認為您目前屬於哪一層？

Value	Label	Cases	Percentage
10		1	0.3%
Sysmiss		3	

Warning: these figures indicate the number of cases found in the data file. They cannot be interpreted as summary statistics of the population of interest.

v12: A14.包括各種收入來源，您個人平均每個月的所有稅前收入(或整年收入除以**12**個月)差不多是多少

Information	[Type= discrete] [Format=numeric] [Range= 1-24] [Missing=*]
Statistics [NW/ W]	[Valid=300 /-] [Invalid=2 /-]

Value	Label	Cases	Percentage
1	無收入(例如：為家庭事業工作，但沒有領薪水)	9	3.0%
2	1 萬元以下	4	1.3%
3	1-2 萬元以下	11	3.7%
4	2-3 萬元以下	28	9.3%
5	3-4 萬元以下	63	21.0%
6	4-5 萬元以下	65	21.7%
7	5-6 萬元以下	40	13.3%
8	6-7 萬元以下	24	8.0%
9	7-8 萬元以下	16	5.3%
10	8-9 萬元以下	5	1.7%
11	9-10 萬元以下	2	0.7%
12	10-11 萬元以下	6	2.0%
13	11-12 萬元以下	2	0.7%
14	12-13 萬元以下	1	0.3%
15	13-14 萬元以下	0	
16	14-15 萬元以下	2	0.7%
17	15-16 萬元以下	0	
18	16-17 萬元以下	2	0.7%
19	17-18 萬元以下	0	
20	18-19 萬元以下	0	
21	19-20 萬元以下	1	0.3%
22	20-30 萬元以下	2	0.7%
23	30 萬元以上	6	2.0%
24	目前沒有工作	11	3.7%
Sysmiss		2	

Warning: these figures indicate the number of cases found in the data file. They cannot be interpreted as summary statistics of the population of interest.

v13: A15.包括各種收入來源，您全家平均每個月的所有稅前收入(或整年收入除以**12**個月)差不多是多少

Information	[Type= discrete] [Format=numeric] [Range= 1-26] [Missing=*]
Statistics [NW/ W]	[Valid=298 /-] [Invalid=4 /-]

Value	Label	Cases	Percentage
1	無收入	1	0.3%
2	1 萬元以下	2	0.7%
3	1-2 萬元以下	0	
4	2-3 萬元以下	9	3.0%

File : data

v13: A15.包括各種收入來源，您全家平均每個月的所有稅前收入(或整年收入除以12個月)差不多是多少

Value	Label	Cases	Percentage
5	3-4 萬元以下	13	4.4%
6	4-5 萬元以下	12	4.0%
7	5-6 萬元以下	11	3.7%
8	6-7 萬元以下	16	5.4%
9	7-8 萬元以下	30	10.1%
10	8-9 萬元以下	23	7.7%
11	9-10 萬元以下	34	11.4%
12	10-11 萬元以下	26	8.7%
13	11-12 萬元以下	18	6.0%
14	12-13 萬元以下	13	4.4%
15	13-14 萬元以下	8	2.7%
16	14-15 萬元以下	9	3.0%
17	15-16 萬元以下	7	2.3%
18	16-17 萬元以下	8	2.7%
19	17-18 萬元以下	5	1.7%
20	18-19 萬元以下	1	0.3%
21	19-20 萬元以下	8	2.7%
22	20-30 萬元以下	19	6.4%
23	30-40萬元以下	7	2.3%
24	40-50萬元以下	3	1.0%
25	50-100萬元以下	5	1.7%
26	100萬元以上	10	3.4%
Sysmiss		4	

Warning: these figures indicate the number of cases found in the data file. They cannot be interpreted as summary statistics of the population of interest.

v14: B1.整體來說，你覺得最近的日子過得快樂嗎？

Information		[Type= discrete] [Format=numeric] [Range= 1-5] [Missing=*]	
Statistics [NW/ W]		[Valid=302 /-] [Invalid=0 /-]	
Value	Label	Cases	Percentage
1	很快樂	36	<div><div></div></div> 11.9%
2	還算快樂	132	<div><div></div></div> 43.7%
3	普通	101	<div><div></div></div> 33.4%
4	不太快樂	28	<div><div></div></div> 9.3%
5	很不快樂	5	<div><div></div></div> 1.7%

Warning: these figures indicate the number of cases found in the data file. They cannot be interpreted as summary statistics of the population of interest.

v15: B2.一般來說，您認為您目前的健康狀況是

Information		[Type= discrete] [Format=numeric] [Range= 1-5] [Missing=*]	
Statistics [NW/ W]		[Valid=302 /-] [Invalid=0 /-]	
Value	Label	Cases	Percentage
1	極好的	9	<div><div></div></div> 3.0%
2	很好	93	<div><div></div></div> 30.8%
3	好	89	<div><div></div></div> 29.5%
4	普通	93	<div><div></div></div> 30.8%

File : data			
# v15: B2.一般來說，您認為您目前的健康狀況是			
Value	Label	Cases	Percentage
5	不好	18	 6.0%
<i>Warning: these figures indicate the number of cases found in the data file. They cannot be interpreted as summary statistics of the population of interest.</i>			
# v15_1: B2a.和一年前比較，您認為您目前的健康狀況是			
Information	[Type= discrete] [Format=numeric] [Range= 1-5] [Missing=*]		
Statistics [NW/ W]	[Valid=302 /-] [Invalid=0 /-]		
Value	Label	Cases	Percentage
1	比一年前好很多	13	 4.3%
2	比一年前好一些	51	 16.9%
3	和一年前差不多	153	 50.7%
4	比一年前差一些	76	 25.2%
5	比一年前差很多	9	 3.0%
<i>Warning: these figures indicate the number of cases found in the data file. They cannot be interpreted as summary statistics of the population of interest.</i>			
# v16_1: B3-1.有時候我必須用一些肢體暴力來維護我的權利。你同意嗎？			
Information	[Type= discrete] [Format=numeric] [Range= 1-5] [Missing=*]		
Statistics [NW/ W]	[Valid=302 /-] [Invalid=0 /-]		
Value	Label	Cases	Percentage
1	很不同意	226	 74.8%
2	有點不同意	52	 17.2%
3	沒意見	16	 5.3%
4	同意	6	 2.0%
5	很同意	2	 0.7%
<i>Warning: these figures indicate the number of cases found in the data file. They cannot be interpreted as summary statistics of the population of interest.</i>			
# v16_2: B3-2.如果我不讓別人知道我很強，別人就會佔我便宜。你同意嗎？			
Information	[Type= discrete] [Format=numeric] [Range= 1-5] [Missing=*]		
Statistics [NW/ W]	[Valid=302 /-] [Invalid=0 /-]		
Value	Label	Cases	Percentage
1	很不同意	90	 29.8%
2	有點不同意	85	 28.1%
3	沒意見	45	 14.9%
4	同意	73	 24.2%
5	很同意	9	 3.0%
<i>Warning: these figures indicate the number of cases found in the data file. They cannot be interpreted as summary statistics of the population of interest.</i>			
# v16_3: B3-3.為了獲得別人公平的對待，有時候我必須傷害別人。你同意嗎？			
Information	[Type= discrete] [Format=numeric] [Range= 1-5] [Missing=*]		
Statistics [NW/ W]	[Valid=302 /-] [Invalid=0 /-]		
Value	Label	Cases	Percentage
1	很不同意	201	 66.6%
2	有點不同意	63	 20.9%
3	沒意見	20	 6.6%
4	同意	18	 6.0%
5	很同意	0	





File : data			
# v16_3: B3-3.為了獲得別人公平的對待，有時候我必須傷害別人。你同意嗎？			
<i>Warning: these figures indicate the number of cases found in the data file. They cannot be interpreted as summary statistics of the population of interest.</i>			
# v16_4: B3-4.當我不敢維護自己的權利時，就很難獲得別人的尊重。你同意嗎？			
Information	[Type= discrete] [Format=numeric] [Range= 1-5] [Missing=*]		
Statistics [NW/ W]	[Valid=302 /-] [Invalid=0 /-]		
Value	Label	Cases	Percentage
1	很不同意	64	<div><div></div></div> 21.2%
2	有點不同意	68	<div><div></div></div> 22.5%
3	沒意見	38	<div><div></div></div> 12.6%
4	同意	110	<div><div></div></div> 36.4%
5	很同意	22	<div><div></div></div> 7.3%
<i>Warning: these figures indicate the number of cases found in the data file. They cannot be interpreted as summary statistics of the population of interest.</i>			
# v16_5: B3-5.當別人佔我便宜時，攻擊是個有效的處理方式。你同意嗎？			
Information	[Type= discrete] [Format=numeric] [Range= 1-5] [Missing=*]		
Statistics [NW/ W]	[Valid=302 /-] [Invalid=0 /-]		
Value	Label	Cases	Percentage
1	很不同意	169	<div><div></div></div> 56.0%
2	有點不同意	90	<div><div></div></div> 29.8%
3	沒意見	28	<div><div></div></div> 9.3%
4	同意	15	<div><div></div></div> 5.0%
5	很同意	0	
<i>Warning: these figures indicate the number of cases found in the data file. They cannot be interpreted as summary statistics of the population of interest.</i>			
# v16_6: B3-6.如果不讓別人知道你自我防衛，他們會覺得你很弱而欺負你。你同意嗎？			
Information	[Type= discrete] [Format=numeric] [Range= 1-5] [Missing=*]		
Statistics [NW/ W]	[Valid=302 /-] [Invalid=0 /-]		
Value	Label	Cases	Percentage
1	很不同意	89	<div><div></div></div> 29.5%
2	有點不同意	82	<div><div></div></div> 27.2%
3	沒意見	42	<div><div></div></div> 13.9%
4	同意	81	<div><div></div></div> 26.8%
5	很同意	8	<div><div></div></div> 2.6%
<i>Warning: these figures indicate the number of cases found in the data file. They cannot be interpreted as summary statistics of the population of interest.</i>			
# v16_7: B3-7.我會讓對方知道他不能隨便恐嚇我。你同意嗎？			
Information	[Type= discrete] [Format=numeric] [Range= 1-5] [Missing=*]		
Statistics [NW/ W]	[Valid=302 /-] [Invalid=0 /-]		
Value	Label	Cases	Percentage
1	很不同意	44	<div><div></div></div> 14.6%
2	有點不同意	36	<div><div></div></div> 11.9%
3	沒意見	60	<div><div></div></div> 19.9%
4	同意	143	<div><div></div></div> 47.4%
5	很同意	19	<div><div></div></div> 6.3%
<i>Warning: these figures indicate the number of cases found in the data file. They cannot be interpreted as summary statistics of the population of interest.</i>			

File : data			
# v16_8: B3-8.人們傾向尊重那些強而具有攻擊性的人。你同意嗎?			
Information	[Type= discrete] [Format=numeric] [Range= 1-5] [Missing=*]		
Statistics [NW/ W]	[Valid=302 /-] [Invalid=0 /-]		
Value	Label	Cases	Percentage
1	很不同意	93	<div><div></div></div> 30.8%
2	有點不同意	87	<div><div></div></div> 28.8%
3	沒意見	45	<div><div></div></div> 14.9%
4	同意	71	<div><div></div></div> 23.5%
5	很同意	6	<div><div></div></div> 2.0%
Warning: these figures indicate the number of cases found in the data file. They cannot be interpreted as summary statistics of the population of interest.			
# v17_1: B4a.過去一個月，您是否會因為情緒問題有a.做工作或其它活動的時間減少的問題			
Information	[Type= discrete] [Format=numeric] [Range= 1-2] [Missing=*]		
Statistics [NW/ W]	[Valid=302 /-] [Invalid=0 /-]		
Value	Label	Cases	Percentage
1	是	111	<div><div></div></div> 36.8%
2	否	191	<div><div></div></div> 63.2%
Warning: these figures indicate the number of cases found in the data file. They cannot be interpreted as summary statistics of the population of interest.			
# v17_2: B4b.過去一個月，您是否會因為情緒問題有b.完成的工作量比您想要完成的較少的問題			
Information	[Type= discrete] [Format=numeric] [Range= 1-2] [Missing=*]		
Statistics [NW/ W]	[Valid=302 /-] [Invalid=0 /-]		
Value	Label	Cases	Percentage
1	是	97	<div><div></div></div> 32.1%
2	否	205	<div><div></div></div> 67.9%
Warning: these figures indicate the number of cases found in the data file. They cannot be interpreted as summary statistics of the population of interest.			
# v17_3: B4c.過去一個月，您是否會因為情緒問題有c.做工作或其它活動時不如以往小心的問題			
Information	[Type= discrete] [Format=numeric] [Range= 1-2] [Missing=*]		
Statistics [NW/ W]	[Valid=302 /-] [Invalid=0 /-]		
Value	Label	Cases	Percentage
1	是	85	<div><div></div></div> 28.1%
2	否	217	<div><div></div></div> 71.9%
Warning: these figures indicate the number of cases found in the data file. They cannot be interpreted as summary statistics of the population of interest.			
# v18_1: B5.上一週中產生這種感覺的次數?1.我曾為一些平常並不會煩我的事而煩擾			
Information	[Type= discrete] [Format=numeric] [Range= 1-4] [Missing=*]		
Statistics [NW/ W]	[Valid=301 /-] [Invalid=1 /-]		
Value	Label	Cases	Percentage
1	少於一天	171	<div><div></div></div> 56.8%
2	大約一到二天	105	<div><div></div></div> 34.9%
3	大約三到四天	22	<div><div></div></div> 7.3%
4	大約五到七天	3	<div><div></div></div> 1.0%
Sysmiss		1	
Warning: these figures indicate the number of cases found in the data file. They cannot be interpreted as summary statistics of the population of interest.			

File : data			
# v18_2: B5. 上一週中產生這種感覺的次數?2.我曾不想吃東西，食慾很差			
Information	[Type= discrete] [Format=numeric] [Range= 1-4] [Missing=*]		
Statistics [NW/ W]	[Valid=302 /-] [Invalid=0 /-]		
Value	Label	Cases	Percentage
1	少於一天	244	<div><div></div></div> 80.8%
2	大約一到二天	44	<div><div></div></div> 14.6%
3	大約三到四天	7	<div><div></div></div> 2.3%
4	大約五到七天	7	<div><div></div></div> 2.3%
Warning: these figures indicate the number of cases found in the data file. They cannot be interpreted as summary statistics of the population of interest.			
# v18_3: B5. 上一週中產生這種感覺的次數?3.即使家人或朋友的幫助下，我還會覺得擺脫不了憂鬱			
Information	[Type= discrete] [Format=numeric] [Range= 1-4] [Missing=*]		
Statistics [NW/ W]	[Valid=301 /-] [Invalid=1 /-]		
Value	Label	Cases	Percentage
1	少於一天	234	<div><div></div></div> 77.7%
2	大約一到二天	51	<div><div></div></div> 16.9%
3	大約三到四天	10	<div><div></div></div> 3.3%
4	大約五到七天	6	<div><div></div></div> 2.0%
Sysmiss		1	
Warning: these figures indicate the number of cases found in the data file. They cannot be interpreted as summary statistics of the population of interest.			
# v18_4: B5. 上一週中產生這種感覺的次數?4.我會感到我和別人一樣好			
Information	[Type= discrete] [Format=numeric] [Range= 1-4] [Missing=*]		
Statistics [NW/ W]	[Valid=301 /-] [Invalid=1 /-]		
Value	Label	Cases	Percentage
1	少於一天	61	<div><div></div></div> 20.3%
2	大約一到二天	85	<div><div></div></div> 28.2%
3	大約三到四天	100	<div><div></div></div> 33.2%
4	大約五到七天	55	<div><div></div></div> 18.3%
Sysmiss		1	
Warning: these figures indicate the number of cases found in the data file. They cannot be interpreted as summary statistics of the population of interest.			
# v18_5: B5. 上一週中產生這種感覺的次數?5.我曾難以把心思集中於正做的事情上			
Information	[Type= discrete] [Format=numeric] [Range= 1-4] [Missing=*]		
Statistics [NW/ W]	[Valid=301 /-] [Invalid=1 /-]		
Value	Label	Cases	Percentage
1	少於一天	192	<div><div></div></div> 63.8%
2	大約一到二天	80	<div><div></div></div> 26.6%
3	大約三到四天	24	<div><div></div></div> 8.0%
4	大約五到七天	5	<div><div></div></div> 1.7%
Sysmiss		1	
Warning: these figures indicate the number of cases found in the data file. They cannot be interpreted as summary statistics of the population of interest.			
# v18_6: B5. 上一週中產生這種感覺的次數?6.我會感到沮喪			
Information	[Type= discrete] [Format=numeric] [Range= 1-4] [Missing=*]		
Statistics [NW/ W]	[Valid=302 /-] [Invalid=0 /-]		

File : data





v18_6: B5. 上一週中產生這種感覺的次數?6. 我曾感到沮喪

Value	Label	Cases	Percentage
1	少於一天	124	 41.1%
2	大約一到二天	132	 43.7%
3	大約三到四天	35	 11.6%
4	大約五到七天	11	 3.6%

Warning: these figures indicate the number of cases found in the data file. They cannot be interpreted as summary statistics of the population of interest.

v18_7: B5. 上一週中產生這種感覺的次數?7. 我曾感到自己所做的每一件事都很費力





Information	[Type= discrete] [Format=numeric] [Range= 1-4] [Missing=*]
Statistics [NW/ W]	[Valid=302 /-] [Invalid=0 /-]

Value	Label	Cases	Percentage
1	少於一天	149	 49.3%
2	大約一到二天	111	 36.8%
3	大約三到四天	30	 9.9%
4	大約五到七天	12	 4.0%

Warning: these figures indicate the number of cases found in the data file. They cannot be interpreted as summary statistics of the population of interest.

v18_8: B5. 上一週中產生這種感覺的次數?8. 我曾對前途充滿希望

Information	[Type= discrete] [Format=numeric] [Range= 1-4] [Missing=*]
Statistics [NW/ W]	[Valid=302 /-] [Invalid=0 /-]

Value	Label	Cases	Percentage
1	少於一天	59	 19.5%
2	大約一到二天	102	 33.8%
3	大約三到四天	96	 31.8%
4	大約五到七天	45	 14.9%

Warning: these figures indicate the number of cases found in the data file. They cannot be interpreted as summary statistics of the population of interest.

# v18_9: B5. 上一週中產生這種感覺的次數?9.我曾認為我的一生是一個失敗			
Information	[Type= discrete] [Format=numeric] [Range= 1-4] [Missing=*]		
Statistics [NW/ W]	[Valid=301 /-] [Invalid=1 /-]		
Value	Label	Cases	Percentage
1	少於一天	231	<div><div></div></div> 76.7%
2	大約一到二天	54	<div><div></div></div> 17.9%
3	大約三到四天	14	<div><div></div></div> 4.7%
4	大約五到七天	2	<div><div></div></div> 0.7%
Sysmiss		1	
Warning: these figures indicate the number of cases found in the data file. They cannot be interpreted as summary statistics of the population of interest.			
# v18_10: B5. 上一週中產生這種感覺的次數?10.我曾感到害怕			
Information	[Type= discrete] [Format=numeric] [Range= 1-4] [Missing=*]		
Statistics [NW/ W]	[Valid=301 /-] [Invalid=1 /-]		
Value	Label	Cases	Percentage
1	少於一天	179	<div><div></div></div> 59.5%
2	大約一到二天	83	<div><div></div></div> 27.6%
3	大約三到四天	28	<div><div></div></div> 9.3%
4	大約五到七天	11	<div><div></div></div> 3.7%
Sysmiss		1	
Warning: these figures indicate the number of cases found in the data file. They cannot be interpreted as summary statistics of the population of interest.			
# v18_11: B5. 上一週中產生這種感覺的次數?11.我曾睡不安穩			
Information	[Type= discrete] [Format=numeric] [Range= 1-4] [Missing=*]		
Statistics [NW/ W]	[Valid=302 /-] [Invalid=0 /-]		
Value	Label	Cases	Percentage
1	少於一天	172	<div><div></div></div> 57.0%
2	大約一到二天	89	<div><div></div></div> 29.5%
3	大約三到四天	34	<div><div></div></div> 11.3%
4	大約五到七天	7	<div><div></div></div> 2.3%
Warning: these figures indicate the number of cases found in the data file. They cannot be interpreted as summary statistics of the population of interest.			
# v18_12: B5. 上一週中產生這種感覺的次數?12.我曾很快樂			
Information	[Type= discrete] [Format=numeric] [Range= 1-4] [Missing=*]		
Statistics [NW/ W]	[Valid=302 /-] [Invalid=0 /-]		
Value	Label	Cases	Percentage
1	少於一天	24	<div><div></div></div> 7.9%
2	大約一到二天	97	<div><div></div></div> 32.1%
3	大約三到四天	114	<div><div></div></div> 37.7%
4	大約五到七天	67	<div><div></div></div> 22.2%
Warning: these figures indicate the number of cases found in the data file. They cannot be interpreted as summary statistics of the population of interest.			
# v18_13: B5. 上一週中產生這種感覺的次數?13.我曾比平常說話少了			
Information	[Type= discrete] [Format=numeric] [Range= 1-4] [Missing=*]		
Statistics [NW/ W]	[Valid=301 /-] [Invalid=1 /-]		
Value	Label	Cases	Percentage
1	少於一天	168	<div><div></div></div> 55.8%
2	大約一到二天	92	<div><div></div></div> 30.6%

# v18_13: B5. 上一週中產生這種感覺的次數?13.我會比平常說話少了			
Value	Label	Cases	Percentage
3	大約三到四天	34	<div><div></div></div> 11.3%
4	大約五到七天	7	<div><div></div></div> 2.3%
Sysmiss		1	
Warning: these figures indicate the number of cases found in the data file. They cannot be interpreted as summary statistics of the population of interest.			
# v18_14: B5. 上一週中產生這種感覺的次數?14.我會感到孤獨寂寞			
Information	[Type= discrete] [Format=numeric] [Range= 1-4] [Missing=*]		
Statistics [NW/ W]	[Valid=301 /-] [Invalid=1 /-]		
Value	Label	Cases	Percentage
1	少於一天	175	<div><div></div></div> 58.1%
2	大約一到二天	85	<div><div></div></div> 28.2%
3	大約三到四天	33	<div><div></div></div> 11.0%
4	大約五到七天	8	<div><div></div></div> 2.7%
Sysmiss		1	
Warning: these figures indicate the number of cases found in the data file. They cannot be interpreted as summary statistics of the population of interest.			
# v18_15: B5. 上一週中產生這種感覺的次數?15.人們會對我不友善			
Information	[Type= discrete] [Format=numeric] [Range= 1-4] [Missing=*]		
Statistics [NW/ W]	[Valid=302 /-] [Invalid=0 /-]		
Value	Label	Cases	Percentage
1	少於一天	240	<div><div></div></div> 79.5%
2	大約一到二天	43	<div><div></div></div> 14.2%
3	大約三到四天	16	<div><div></div></div> 5.3%
4	大約五到七天	3	<div><div></div></div> 1.0%
Warning: these figures indicate the number of cases found in the data file. They cannot be interpreted as summary statistics of the population of interest.			
# v18_16: B5. 上一週中產生這種感覺的次數?16.我會享受生活的愜意			
Information	[Type= discrete] [Format=numeric] [Range= 1-4] [Missing=*]		
Statistics [NW/ W]	[Valid=302 /-] [Invalid=0 /-]		
Value	Label	Cases	Percentage
1	少於一天	49	<div><div></div></div> 16.2%
2	大約一到二天	117	<div><div></div></div> 38.7%
3	大約三到四天	93	<div><div></div></div> 30.8%
4	大約五到七天	43	<div><div></div></div> 14.2%
Warning: these figures indicate the number of cases found in the data file. They cannot be interpreted as summary statistics of the population of interest.			
# v18_17: B5. 上一週中產生這種感覺的次數?17.我曾一陣陣的哭過			
Information	[Type= discrete] [Format=numeric] [Range= 1-4] [Missing=*]		
Statistics [NW/ W]	[Valid=301 /-] [Invalid=1 /-]		
Value	Label	Cases	Percentage
1	少於一天	251	<div><div></div></div> 83.4%
2	大約一到二天	41	<div><div></div></div> 13.6%
3	大約三到四天	5	<div><div></div></div> 1.7%
4	大約五到七天	4	<div><div></div></div> 1.3%
Sysmiss		1	
Warning: these figures indicate the number of cases found in the data file. They cannot be interpreted as summary statistics of the population of interest.			

# v18_18: B5. 上一週中產生這種感覺的次數?18.我曾感到悲傷			
Information	[Type= discrete] [Format=numeric] [Range= 1-4] [Missing=*]		
Statistics [NW/ W]	[Valid=301 /-] [Invalid=1 /-]		
Value	Label	Cases	Percentage
1	少於一天	191	<div><div></div></div> 63.5%
2	大約一到二天	86	<div><div></div></div> 28.6%
3	大約三到四天	18	<div><div></div></div> 6.0%
4	大約五到七天	6	<div><div></div></div> 2.0%
Sysmiss		1	
Warning: these figures indicate the number of cases found in the data file. They cannot be interpreted as summary statistics of the population of interest.			
# v18_19: B5. 上一週中產生這種感覺的次數?19.我曾感到別人不喜歡我			
Information	[Type= discrete] [Format=numeric] [Range= 1-4] [Missing=*]		
Statistics [NW/ W]	[Valid=302 /-] [Invalid=0 /-]		
Value	Label	Cases	Percentage
1	少於一天	201	<div><div></div></div> 66.6%
2	大約一到二天	82	<div><div></div></div> 27.2%
3	大約三到四天	16	<div><div></div></div> 5.3%
4	大約五到七天	3	<div><div></div></div> 1.0%
Warning: these figures indicate the number of cases found in the data file. They cannot be interpreted as summary statistics of the population of interest.			
# v18_20: B5. 上一週中產生這種感覺的次數?20.我曾提不起勁來做事			
Information	[Type= discrete] [Format=numeric] [Range= 1-4] [Missing=*]		
Statistics [NW/ W]	[Valid=302 /-] [Invalid=0 /-]		
Value	Label	Cases	Percentage
1	少於一天	115	<div><div></div></div> 38.1%
2	大約一到二天	134	<div><div></div></div> 44.4%
3	大約三到四天	40	<div><div></div></div> 13.2%
4	大約五到七天	13	<div><div></div></div> 4.3%
Warning: these figures indicate the number of cases found in the data file. They cannot be interpreted as summary statistics of the population of interest.			
# v19_1: B6.你同意嗎?1.我是個有價值(有用)的人			
Information	[Type= discrete] [Format=numeric] [Range= 1-5] [Missing=*]		
Statistics [NW/ W]	[Valid=302 /-] [Invalid=0 /-]		
Value	Label	Cases	Percentage
1	很同意	82	<div><div></div></div> 27.2%
2	同意	167	<div><div></div></div> 55.3%
3	沒意見	42	<div><div></div></div> 13.9%
4	不同意	10	<div><div></div></div> 3.3%
5	很不同意	1	<div><div></div></div> 0.3%
Warning: these figures indicate the number of cases found in the data file. They cannot be interpreted as summary statistics of the population of interest.			
# v19_2: B6.你同意嗎?2.我有很多優點			
Information	[Type= discrete] [Format=numeric] [Range= 1-5] [Missing=*]		
Statistics [NW/ W]	[Valid=302 /-] [Invalid=0 /-]		
Value	Label	Cases	Percentage
1	很同意	64	<div><div></div></div> 21.2%
2	同意	170	<div><div></div></div> 56.3%

# v19_2: B6.你同意嗎?2.我有很多優點			
Value	Label	Cases	Percentage
3	沒意見	58	<div><div></div></div> 19.2%
4	不同意	10	<div><div></div></div> 3.3%
5	很不同意	0	
Warning: these figures indicate the number of cases found in the data file. They cannot be interpreted as summary statistics of the population of interest.			
# v19_3: B6.你同意嗎?3.我是個失敗者			
Information	[Type= discrete] [Format=numeric] [Range= 1-5] [Missing=*]		
Statistics [NW/ W]	[Valid=301 /-] [Invalid=1 /-]		
Value	Label	Cases	Percentage
1	很同意	1	<div><div></div></div> 0.3%
2	同意	29	<div><div></div></div> 9.6%
3	沒意見	53	<div><div></div></div> 17.6%
4	不同意	131	<div><div></div></div> 43.5%
5	很不同意	87	<div><div></div></div> 28.9%
Sysmiss		1	
Warning: these figures indicate the number of cases found in the data file. They cannot be interpreted as summary statistics of the population of interest.			
# v19_4: B6.你同意嗎?4.我可以把事情做得和大多數人一樣好			
Information	[Type= discrete] [Format=numeric] [Range= 1-5] [Missing=*]		
Statistics [NW/ W]	[Valid=302 /-] [Invalid=0 /-]		
Value	Label	Cases	Percentage
1	很同意	94	<div><div></div></div> 31.1%
2	同意	175	<div><div></div></div> 57.9%
3	沒意見	31	<div><div></div></div> 10.3%
4	不同意	1	<div><div></div></div> 0.3%
5	很不同意	1	<div><div></div></div> 0.3%
Warning: these figures indicate the number of cases found in the data file. They cannot be interpreted as summary statistics of the population of interest.			
# v19_5: B6.你同意嗎?5.我沒有很多值得驕傲的事情			
Information	[Type= discrete] [Format=numeric] [Range= 1-5] [Missing=*]		
Statistics [NW/ W]	[Valid=302 /-] [Invalid=0 /-]		
Value	Label	Cases	Percentage
1	很同意	6	<div><div></div></div> 2.0%
2	同意	87	<div><div></div></div> 28.8%
3	沒意見	68	<div><div></div></div> 22.5%
4	不同意	103	<div><div></div></div> 34.1%
5	很不同意	38	<div><div></div></div> 12.6%
Warning: these figures indicate the number of cases found in the data file. They cannot be interpreted as summary statistics of the population of interest.			
# v19_6: B6.你同意嗎?6.我用積極樂觀的態度看待我自己			
Information	[Type= discrete] [Format=numeric] [Range= 1-5] [Missing=*]		
Statistics [NW/ W]	[Valid=302 /-] [Invalid=0 /-]		
Value	Label	Cases	Percentage
1	很同意	77	<div><div></div></div> 25.5%
2	同意	147	<div><div></div></div> 48.7%
3	沒意見	52	<div><div></div></div> 17.2%

# v19_6: B6.你同意嗎?6.我用積極樂觀的態度看待我自己			
Value	Label	Cases	Percentage
4	不同意	21	<div><div></div></div> 7.0%
5	很不同意	5	<div><div></div></div> 1.7%
Warning: these figures indicate the number of cases found in the data file. They cannot be interpreted as summary statistics of the population of interest.			
# v19_7: B6.你同意嗎?7.我很滿意我自己			
Information	[Type= discrete] [Format=numeric] [Range= 1-5] [Missing=*]		
Statistics [NW/ W]	[Valid=302 /-] [Invalid=0 /-]		
Value	Label	Cases	Percentage
1	很同意	35	<div><div></div></div> 11.6%
2	同意	125	<div><div></div></div> 41.4%
3	沒意見	88	<div><div></div></div> 29.1%
4	不同意	47	<div><div></div></div> 15.6%
5	很不同意	7	<div><div></div></div> 2.3%
Warning: these figures indicate the number of cases found in the data file. They cannot be interpreted as summary statistics of the population of interest.			
# v19_8: B6.你同意嗎?8.我有時候覺得自己很沒有用			
Information	[Type= discrete] [Format=numeric] [Range= 1-5] [Missing=*]		
Statistics [NW/ W]	[Valid=302 /-] [Invalid=0 /-]		
Value	Label	Cases	Percentage
1	很同意	9	<div><div></div></div> 3.0%
2	同意	100	<div><div></div></div> 33.1%
3	沒意見	59	<div><div></div></div> 19.5%
4	不同意	81	<div><div></div></div> 26.8%
5	很不同意	53	<div><div></div></div> 17.5%
Warning: these figures indicate the number of cases found in the data file. They cannot be interpreted as summary statistics of the population of interest.			
# v19_9: B6.你同意嗎?9.我希望我能夠更看得起自己			
Information	[Type= discrete] [Format=numeric] [Range= 1-5] [Missing=*]		
Statistics [NW/ W]	[Valid=302 /-] [Invalid=0 /-]		
Value	Label	Cases	Percentage
1	很同意	38	<div><div></div></div> 12.6%
2	同意	141	<div><div></div></div> 46.7%
3	沒意見	77	<div><div></div></div> 25.5%
4	不同意	25	<div><div></div></div> 8.3%
5	很不同意	21	<div><div></div></div> 7.0%
Warning: these figures indicate the number of cases found in the data file. They cannot be interpreted as summary statistics of the population of interest.			
# v19_10: B6.你同意嗎?10.有時候我會認為自己一無是處			
Information	[Type= discrete] [Format=numeric] [Range= 1-5] [Missing=*]		
Statistics [NW/ W]	[Valid=302 /-] [Invalid=0 /-]		
Value	Label	Cases	Percentage
1	很同意	7	<div><div></div></div> 2.3%
2	同意	67	<div><div></div></div> 22.2%
3	沒意見	51	<div><div></div></div> 16.9%
4	不同意	100	<div><div></div></div> 33.1%
5	很不同意	77	<div><div></div></div> 25.5%

# v19_10: B6.你同意嗎?10.有時候我會認為自己一無是處			
Warning: these figures indicate the number of cases found in the data file. They cannot be interpreted as summary statistics of the population of interest.			
# v19_11: B6.你同意嗎?11.未來的一切操之在我			
Information	[Type= discrete] [Format=numeric] [Range= 1-5] [Missing=*]		
Statistics [NW/ W]	[Valid=302 /-] [Invalid=0 /-]		
Value	Label	Cases	Percentage
1	很同意	78	<div><div></div></div> 25.8%
2	同意	134	<div><div></div></div> 44.4%
3	沒意見	53	<div><div></div></div> 17.5%
4	不同意	28	<div><div></div></div> 9.3%
5	很不同意	9	<div><div></div></div> 3.0%
Warning: these figures indicate the number of cases found in the data file. They cannot be interpreted as summary statistics of the population of interest.			
# v19_12: B6.你同意嗎?12.我沒有辦法改變很多重要的事情			
Information	[Type= discrete] [Format=numeric] [Range= 1-5] [Missing=*]		
Statistics [NW/ W]	[Valid=302 /-] [Invalid=0 /-]		
Value	Label	Cases	Percentage
1	很同意	29	<div><div></div></div> 9.6%
2	同意	122	<div><div></div></div> 40.4%
3	沒意見	58	<div><div></div></div> 19.2%
4	不同意	69	<div><div></div></div> 22.8%
5	很不同意	24	<div><div></div></div> 7.9%
Warning: these figures indicate the number of cases found in the data file. They cannot be interpreted as summary statistics of the population of interest.			
# v20_1: B7.你經歷以下事件的頻繁程度:1. 你時常感到不高興或易怒			
Information	[Type= discrete] [Format=numeric] [Range= 1-4] [Missing=*]		
Statistics [NW/ W]	[Valid=302 /-] [Invalid=0 /-]		
Value	Label	Cases	Percentage
1	幾乎每天	3	<div><div></div></div> 1.0%
2	一個禮拜有幾天	77	<div><div></div></div> 25.5%
3	一個禮拜有一次	88	<div><div></div></div> 29.1%
4	一個禮拜少於一次	134	<div><div></div></div> 44.4%
Warning: these figures indicate the number of cases found in the data file. They cannot be interpreted as summary statistics of the population of interest.			
# v20_2: B7.你經歷以下事件的頻繁程度:2. 你時常對別人發飆			
Information	[Type= discrete] [Format=numeric] [Range= 1-4] [Missing=*]		
Statistics [NW/ W]	[Valid=302 /-] [Invalid=0 /-]		
Value	Label	Cases	Percentage
1	幾乎每天	2	<div><div></div></div> 0.7%
2	一個禮拜有幾天	22	<div><div></div></div> 7.3%
3	一個禮拜有一次	59	<div><div></div></div> 19.5%
4	一個禮拜少於一次	219	<div><div></div></div> 72.5%
Warning: these figures indicate the number of cases found in the data file. They cannot be interpreted as summary statistics of the population of interest.			
# v20_3: B7.你經歷以下事件的頻繁程度:3. 你時常感到挫折和發脾氣			
Information	[Type= discrete] [Format=numeric] [Range= 1-4] [Missing=*]		
Statistics [NW/ W]	[Valid=302 /-] [Invalid=0 /-]		

# v20_3: B7.你經歷以下事件的頻繁程度:3. 你時常感到挫折和發脾氣			
Value	Label	Cases	Percentage
1	幾乎每天	2	0.7%
2	一個禮拜有幾天	37	12.3%
3	一個禮拜有一次	107	35.4%
4	一個禮拜少於一次	156	51.7%
Warning: these figures indicate the number of cases found in the data file. They cannot be interpreted as summary statistics of the population of interest.			
# v20_4: B7.你經歷以下事件的頻繁程度:4. 你時常因為你受到不公平的對待而生氣			
Information	[Type= discrete] [Format=numeric] [Range= 1-4] [Missing=*]		
Statistics [NW/ W]	[Valid=302 /-] [Invalid=0 /-]		
Value	Label	Cases	Percentage
1	幾乎每天	4	1.3%
2	一個禮拜有幾天	45	14.9%
3	一個禮拜有一次	72	23.8%
4	一個禮拜少於一次	181	59.9%
Warning: these figures indicate the number of cases found in the data file. They cannot be interpreted as summary statistics of the population of interest.			
# v21_1: B8.與他人互動往來, 跟你符合嗎?1.別人常常特別地刁難我			
Information	[Type= discrete] [Format=numeric] [Range= 1-3] [Missing=*]		
Statistics [NW/ W]	[Valid=302 /-] [Invalid=0 /-]		
Value	Label	Cases	Percentage
1	完全不符合	231	76.5%
2	有時符合	70	23.2%
3	非常符合	1	0.3%
Warning: these figures indicate the number of cases found in the data file. They cannot be interpreted as summary statistics of the population of interest.			
# v21_2: B8.與他人互動往來, 跟你符合嗎?2.我常常被別人欺負			
Information	[Type= discrete] [Format=numeric] [Range= 1-3] [Missing=*]		
Statistics [NW/ W]	[Valid=302 /-] [Invalid=0 /-]		
Value	Label	Cases	Percentage
1	完全不符合	258	85.4%
2	有時符合	42	13.9%
3	非常符合	2	0.7%
Warning: these figures indicate the number of cases found in the data file. They cannot be interpreted as summary statistics of the population of interest.			
# v21_3: B8.與他人互動往來, 跟你符合嗎?3.別人常常佔我便宜			
Information	[Type= discrete] [Format=numeric] [Range= 1-3] [Missing=*]		
Statistics [NW/ W]	[Valid=302 /-] [Invalid=0 /-]		
Value	Label	Cases	Percentage
1	完全不符合	201	66.6%
2	有時符合	99	32.8%
3	非常符合	2	0.7%
Warning: these figures indicate the number of cases found in the data file. They cannot be interpreted as summary statistics of the population of interest.			
# v21_4: B8.與他人互動往來, 跟你符合嗎?4.別人只會利用我			
Information	[Type= discrete] [Format=numeric] [Range= 1-3] [Missing=*]		
Statistics [NW/ W]	[Valid=302 /-] [Invalid=0 /-]		

# v21_4: B8.與他人互動往來，跟你符合嗎?4.別人只會利用我			
Value	Label	Cases	Percentage
1	完全不符合	213	<div><div></div></div> 70.5%
2	有時符合	83	<div><div></div></div> 27.5%
3	非常符合	6	<div><div></div></div> 2.0%
Warning: these figures indicate the number of cases found in the data file. They cannot be interpreted as summary statistics of the population of interest.			
# v21_5: B8.與他人互動往來，跟你符合嗎?5.如果沒有人和我作對的話，我會做得更好			
Information	[Type= discrete] [Format=numeric] [Range= 1-3] [Missing=*]		
Statistics [NW/ W]	[Valid=302 /-] [Invalid=0 /-]		
Value	Label	Cases	Percentage
1	完全不符合	187	<div><div></div></div> 61.9%
2	有時符合	84	<div><div></div></div> 27.8%
3	非常符合	31	<div><div></div></div> 10.3%
Warning: these figures indicate the number of cases found in the data file. They cannot be interpreted as summary statistics of the population of interest.			
# v21_6: B8.與他人互動往來，跟你符合嗎?6.朋友常背叛我			
Information	[Type= discrete] [Format=numeric] [Range= 1-3] [Missing=*]		
Statistics [NW/ W]	[Valid=302 /-] [Invalid=0 /-]		
Value	Label	Cases	Percentage
1	完全不符合	271	<div><div></div></div> 89.7%
2	有時符合	29	<div><div></div></div> 9.6%
3	非常符合	2	<div><div></div></div> 0.7%
Warning: these figures indicate the number of cases found in the data file. They cannot be interpreted as summary statistics of the population of interest.			
# v21_7: B8.與他人互動往來，跟你符合嗎?7.我常常被人欺騙			
Information	[Type= discrete] [Format=numeric] [Range= 1-3] [Missing=*]		
Statistics [NW/ W]	[Valid=302 /-] [Invalid=0 /-]		
Value	Label	Cases	Percentage
1	完全不符合	247	<div><div></div></div> 81.8%
2	有時符合	50	<div><div></div></div> 16.6%
3	非常符合	5	<div><div></div></div> 1.7%
Warning: these figures indicate the number of cases found in the data file. They cannot be interpreted as summary statistics of the population of interest.			
# v21_8: B8.與他人互動往來，跟你符合嗎?8.當人們對我很友善時，常常是要從我這邊獲得某些好處			
Information	[Type= discrete] [Format=numeric] [Range= 1-3] [Missing=*]		
Statistics [NW/ W]	[Valid=302 /-] [Invalid=0 /-]		
Value	Label	Cases	Percentage
1	完全不符合	192	<div><div></div></div> 63.6%
2	有時符合	101	<div><div></div></div> 33.4%
3	非常符合	9	<div><div></div></div> 3.0%
Warning: these figures indicate the number of cases found in the data file. They cannot be interpreted as summary statistics of the population of interest.			
# v21_9: B8.與他人互動往來，跟你符合嗎?9.有些人常常刻意與我作對			
Information	[Type= discrete] [Format=numeric] [Range= 1-3] [Missing=*]		
Statistics [NW/ W]	[Valid=302 /-] [Invalid=0 /-]		
Value	Label	Cases	Percentage
1	完全不符合	230	<div><div></div></div> 76.2%

# v21_9: B8.與他人互動往來，跟你符合嗎?9.有些人常常刻意與我作對			
Value	Label	Cases	Percentage
2	有時符合	68	<div><div></div></div> 22.5%
3	非常符合	4	<div><div></div></div> 1.3%
Warning: these figures indicate the number of cases found in the data file. They cannot be interpreted as summary statistics of the population of interest.			
# v22_1: B9.符不符合你個人的情況?1.你會去做大部分的人覺得危險的事情，例如：開快車			
Information	[Type= discrete] [Format=numeric] [Range= 1-3] [Missing=*]		
Statistics [NW/ W]	[Valid=302 /-] [Invalid=0 /-]		
Value	Label	Cases	Percentage
1	完全不符合	222	<div><div></div></div> 73.5%
2	有時符合	74	<div><div></div></div> 24.5%
3	非常符合	6	<div><div></div></div> 2.0%
Warning: these figures indicate the number of cases found in the data file. They cannot be interpreted as summary statistics of the population of interest.			
# v22_2: B9.符不符合你個人的情況?2.你比較喜歡做一些危險的事情勝於安靜的待著			
Information	[Type= discrete] [Format=numeric] [Range= 1-3] [Missing=*]		
Statistics [NW/ W]	[Valid=302 /-] [Invalid=0 /-]		
Value	Label	Cases	Percentage
1	完全不符合	225	<div><div></div></div> 74.5%
2	有時符合	72	<div><div></div></div> 23.8%
3	非常符合	5	<div><div></div></div> 1.7%
Warning: these figures indicate the number of cases found in the data file. They cannot be interpreted as summary statistics of the population of interest.			
# v22_3: B9.符不符合你個人的情況?3.你喜歡冒險			
Information	[Type= discrete] [Format=numeric] [Range= 1-3] [Missing=*]		
Statistics [NW/ W]	[Valid=302 /-] [Invalid=0 /-]		
Value	Label	Cases	Percentage
1	完全不符合	126	<div><div></div></div> 41.7%
2	有時符合	158	<div><div></div></div> 52.3%
3	非常符合	18	<div><div></div></div> 6.0%
Warning: these figures indicate the number of cases found in the data file. They cannot be interpreted as summary statistics of the population of interest.			
# v22_4: B9.符不符合你個人的情況?4.你享受開快車			
Information	[Type= discrete] [Format=numeric] [Range= 1-3] [Missing=*]		
Statistics [NW/ W]	[Valid=302 /-] [Invalid=0 /-]		
Value	Label	Cases	Percentage
1	完全不符合	203	<div><div></div></div> 67.2%
2	有時符合	88	<div><div></div></div> 29.1%
3	非常符合	11	<div><div></div></div> 3.6%
Warning: these figures indicate the number of cases found in the data file. They cannot be interpreted as summary statistics of the population of interest.			
# v22_5: B9.符不符合你個人的情況?5.為了跟人家打賭，你敢做任何事情			
Information	[Type= discrete] [Format=numeric] [Range= 1-3] [Missing=*]		
Statistics [NW/ W]	[Valid=302 /-] [Invalid=0 /-]		
Value	Label	Cases	Percentage
1	完全不符合	238	<div><div></div></div> 78.8%
2	有時符合	61	<div><div></div></div> 20.2%

# v22_5: B9.符不符合你個人的情況?5.為了跟人家打賭，你敢做任何事情			
Value	Label	Cases	Percentage
3	非常符合	3	1.0%
Warning: these figures indicate the number of cases found in the data file. They cannot be interpreted as summary statistics of the population of interest.			
# v22_6: B9.符不符合你個人的情況?6.對你來說，生命如果沒有危險就會黯然失色			
Information	[Type= discrete] [Format=numeric] [Range= 1-3] [Missing=*]		
Statistics [NW/ W]	[Valid=301 /-] [Invalid=1 /-]		
Value	Label	Cases	Percentage
1	完全不符合	254	84.4%
2	有時符合	42	14.0%
3	非常符合	5	1.7%
Sysmiss		1	
Warning: these figures indicate the number of cases found in the data file. They cannot be interpreted as summary statistics of the population of interest.			
# v22_7: B9.符不符合你個人的情況?7.當你承諾要去做某件事情，別人可依靠你去完成這件事			
Information	[Type= discrete] [Format=numeric] [Range= 1-3] [Missing=*]		
Statistics [NW/ W]	[Valid=302 /-] [Invalid=0 /-]		
Value	Label	Cases	Percentage
1	完全不符合	24	7.9%
2	有時符合	154	51.0%
3	非常符合	124	41.1%
Warning: these figures indicate the number of cases found in the data file. They cannot be interpreted as summary statistics of the population of interest.			
# v22_8: B9.符不符合你個人的情況?8.當你興奮或緊張的時候，你依然可以從容不迫且鎮定			
Information	[Type= discrete] [Format=numeric] [Range= 1-3] [Missing=*]		
Statistics [NW/ W]	[Valid=302 /-] [Invalid=0 /-]		
Value	Label	Cases	Percentage
1	完全不符合	30	9.9%
2	有時符合	216	71.5%
3	非常符合	56	18.5%
Warning: these figures indicate the number of cases found in the data file. They cannot be interpreted as summary statistics of the population of interest.			
# v22_9: B9.符不符合你個人的情況?9.你會持續地做你要做的事情直到你完成它為止			
Information	[Type= discrete] [Format=numeric] [Range= 1-3] [Missing=*]		
Statistics [NW/ W]	[Valid=302 /-] [Invalid=0 /-]		
Value	Label	Cases	Percentage
1	完全不符合	13	4.3%
2	有時符合	172	57.0%
3	非常符合	117	38.7%
Warning: these figures indicate the number of cases found in the data file. They cannot be interpreted as summary statistics of the population of interest.			
# v22_10: B9.符不符合你個人的情況?10.在你必須要排隊時，你會耐心等待			
Information	[Type= discrete] [Format=numeric] [Range= 1-3] [Missing=*]		
Statistics [NW/ W]	[Valid=302 /-] [Invalid=0 /-]		
Value	Label	Cases	Percentage
1	完全不符合	14	4.6%
2	有時符合	120	39.7%

# v22_10: B9. 符不符合你個人的情況?10. 在你必須要排隊時，你會耐心等待			
Value	Label	Cases	Percentage
3	非常符合	168	 55.6%
<i>Warning: these figures indicate the number of cases found in the data file. They cannot be interpreted as summary statistics of the population of interest.</i>			
# v22_11: B9. 符不符合你個人的情況?11. 你通常會先思考再行動			
Information	[Type= discrete] [Format=numeric] [Range= 1-3] [Missing=*]		
Statistics [NW/ W]	[Valid=302 /-] [Invalid=0 /-]		
Value	Label	Cases	Percentage
1	完全不符合	9	 3.0%
2	有時符合	133	 44.0%
3	非常符合	160	 53.0%
<i>Warning: these figures indicate the number of cases found in the data file. They cannot be interpreted as summary statistics of the population of interest.</i>			
# v22_12: B9. 符不符合你個人的情況?12. 你做事比較喜歡一次只專心在一件事情上			
Information	[Type= discrete] [Format=numeric] [Range= 1-3] [Missing=*]		
Statistics [NW/ W]	[Valid=302 /-] [Invalid=0 /-]		
Value	Label	Cases	Percentage
1	完全不符合	16	 5.3%
2	有時符合	119	 39.4%
3	非常符合	167	 55.3%
<i>Warning: these figures indicate the number of cases found in the data file. They cannot be interpreted as summary statistics of the population of interest.</i>			
# v23_1: B10. 您目前健康狀況會不會限制您從事?1. 費力活動，例如跑步、提重物、參與劇烈運動			
Information	[Type= discrete] [Format=numeric] [Range= 1-3] [Missing=*]		
Statistics [NW/ W]	[Valid=302 /-] [Invalid=0 /-]		
Value	Label	Cases	Percentage
1	會，受到很多限制	20	 6.6%
2	會，受到一些限制	117	 38.7%
3	不會，完全不受限制	165	 54.6%
<i>Warning: these figures indicate the number of cases found in the data file. They cannot be interpreted as summary statistics of the population of interest.</i>			

# v23_2: B10.您目前健康狀況會不會限制您從事?2.中等程度活動，例如搬桌子、拖地板、打保齡球、或打太極拳			
Information	[Type= discrete] [Format=numeric] [Range= 1-3] [Missing=*]		
Statistics [NW/ W]	[Valid=302 /-] [Invalid=0 /-]		
Value	Label	Cases	Percentage
1	會，受到很多限制	12	<div><div></div></div> 4.0%
2	會，受到一些限制	37	<div><div></div></div> 12.3%
3	不會，完全不受限制	253	<div><div></div></div> 83.8%
Warning: these figures indicate the number of cases found in the data file. They cannot be interpreted as summary statistics of the population of interest.			
# v23_3: B10.您目前健康狀況會不會限制您從事?3.提起或攜帶食品雜貨			
Information	[Type= discrete] [Format=numeric] [Range= 1-3] [Missing=*]		
Statistics [NW/ W]	[Valid=302 /-] [Invalid=0 /-]		
Value	Label	Cases	Percentage
1	會，受到很多限制	3	<div><div></div></div> 1.0%
2	會，受到一些限制	18	<div><div></div></div> 6.0%
3	不會，完全不受限制	281	<div><div></div></div> 93.0%
Warning: these figures indicate the number of cases found in the data file. They cannot be interpreted as summary statistics of the population of interest.			
# v23_4: B10.您目前健康狀況會不會限制您從事?4.爬數層樓樓梯			
Information	[Type= discrete] [Format=numeric] [Range= 1-3] [Missing=*]		
Statistics [NW/ W]	[Valid=302 /-] [Invalid=0 /-]		
Value	Label	Cases	Percentage
1	會，受到很多限制	7	<div><div></div></div> 2.3%
2	會，受到一些限制	67	<div><div></div></div> 22.2%
3	不會，完全不受限制	228	<div><div></div></div> 75.5%
Warning: these figures indicate the number of cases found in the data file. They cannot be interpreted as summary statistics of the population of interest.			
# v23_5: B10.您目前健康狀況會不會限制您從事?5.爬一層樓樓梯			
Information	[Type= discrete] [Format=numeric] [Range= 1-3] [Missing=*]		
Statistics [NW/ W]	[Valid=302 /-] [Invalid=0 /-]		
Value	Label	Cases	Percentage
1	會，受到很多限制	2	<div><div></div></div> 0.7%
2	會，受到一些限制	6	<div><div></div></div> 2.0%
3	不會，完全不受限制	294	<div><div></div></div> 97.4%
Warning: these figures indicate the number of cases found in the data file. They cannot be interpreted as summary statistics of the population of interest.			
# v23_6: B10.您目前健康狀況會不會限制您從事?6.彎腰、跪下或蹲下			
Information	[Type= discrete] [Format=numeric] [Range= 1-3] [Missing=*]		
Statistics [NW/ W]	[Valid=302 /-] [Invalid=0 /-]		
Value	Label	Cases	Percentage
1	會，受到很多限制	6	<div><div></div></div> 2.0%
2	會，受到一些限制	28	<div><div></div></div> 9.3%
3	不會，完全不受限制	268	<div><div></div></div> 88.7%
Warning: these figures indicate the number of cases found in the data file. They cannot be interpreted as summary statistics of the population of interest.			
# v23_7: B10.您目前健康狀況會不會限制您從事?7.走路超過1公里			
Information	[Type= discrete] [Format=numeric] [Range= 1-3] [Missing=*]		
Statistics [NW/ W]	[Valid=302 /-] [Invalid=0 /-]		

# v23_7: B10.您目前健康狀況會不會限制您從事?7.走路超過1公里			
Value	Label	Cases	Percentage
1	會，受到很多限制	4	1.3%
2	會，受到一些限制	24	7.9%
3	不會，完全不受限制	274	90.7%
Warning: these figures indicate the number of cases found in the data file. They cannot be interpreted as summary statistics of the population of interest.			
# v23_8: B10.您目前健康狀況會不會限制您從事?8.走過數個街口			
Information	[Type= discrete] [Format=numeric] [Range= 1-3] [Missing=*]		
Statistics [NW/ W]	[Valid=302 /-] [Invalid=0 /-]		
Value	Label	Cases	Percentage
1	會，受到很多限制	5	1.7%
2	會，受到一些限制	25	8.3%
3	不會，完全不受限制	272	90.1%
Warning: these figures indicate the number of cases found in the data file. They cannot be interpreted as summary statistics of the population of interest.			
# v23_9: B10.您目前健康狀況會不會限制您從事?9.走過一個街口			
Information	[Type= discrete] [Format=numeric] [Range= 1-3] [Missing=*]		
Statistics [NW/ W]	[Valid=302 /-] [Invalid=0 /-]		
Value	Label	Cases	Percentage
1	會，受到很多限制	3	1.0%
2	會，受到一些限制	5	1.7%
3	不會，完全不受限制	294	97.4%
Warning: these figures indicate the number of cases found in the data file. They cannot be interpreted as summary statistics of the population of interest.			
# v23_10: B10.您目前健康狀況會不會限制您從事?10.自己洗澡或穿衣			
Information	[Type= discrete] [Format=numeric] [Range= 1-3] [Missing=*]		
Statistics [NW/ W]	[Valid=302 /-] [Invalid=0 /-]		
Value	Label	Cases	Percentage
1	會，受到很多限制	3	1.0%
2	會，受到一些限制	2	0.7%
3	不會，完全不受限制	297	98.3%
Warning: these figures indicate the number of cases found in the data file. They cannot be interpreted as summary statistics of the population of interest.			
# v24_1: B11.過去一個月， 您是否會因為身體健康有1.做工作或其它活動的時間減少的問題			
Information	[Type= discrete] [Format=numeric] [Range= 1-2] [Missing=*]		
Statistics [NW/ W]	[Valid=302 /-] [Invalid=0 /-]		
Value	Label	Cases	Percentage
1	是	62	20.5%
2	否	240	79.5%
Warning: these figures indicate the number of cases found in the data file. They cannot be interpreted as summary statistics of the population of interest.			
# v24_2: B11.過去一個月， 您是否會因為身體健康有2.完成的工作量比您想要完成的較少的問題			
Information	[Type= discrete] [Format=numeric] [Range= 1-2] [Missing=*]		
Statistics [NW/ W]	[Valid=302 /-] [Invalid=0 /-]		
Value	Label	Cases	Percentage
1	是	53	17.5%
2	否	249	82.5%
Warning: these figures indicate the number of cases found in the data file. They cannot be interpreted as summary statistics of the population of interest.			

# v24_3: B11.過去一個月，您是否曾因為身體健康有 3 .可以做的工作或其他活動的種類受到限制的問題			
Information		[Type= discrete] [Format=numeric] [Range= 1-2] [Missing=*]	
Statistics [NW/ W]		[Valid=302 /-] [Invalid=0 /-]	
Value	Label	Cases	Percentage
1	是	53	<div><div></div></div> 17.5%
2	否	249	<div><div></div></div> 82.5%
Warning: these figures indicate the number of cases found in the data file. They cannot be interpreted as summary statistics of the population of interest.			
# v24_4: B11.過去一個月，您是否曾因為身體健康有 4 .做工作或其他活動有困難(須更吃力)的問題			
Information		[Type= discrete] [Format=numeric] [Range= 1-2] [Missing=*]	
Statistics [NW/ W]		[Valid=302 /-] [Invalid=0 /-]	
Value	Label	Cases	Percentage
1	是	53	<div><div></div></div> 17.5%
2	否	249	<div><div></div></div> 82.5%
Warning: these figures indicate the number of cases found in the data file. They cannot be interpreted as summary statistics of the population of interest.			
# v25: B12.過去一個月，您的身體健康或情緒問題，對您與家人或朋友、鄰居、社團間的平常活動的妨礙程度如何？			
Information		[Type= discrete] [Format=numeric] [Range= 1-5] [Missing=*]	
Statistics [NW/ W]		[Valid=302 /-] [Invalid=0 /-]	
Value	Label	Cases	Percentage
1	完全沒有妨礙	199	<div><div></div></div> 65.9%
2	有一點妨礙	95	<div><div></div></div> 31.5%
3	中度妨礙	7	<div><div></div></div> 2.3%
4	相當多妨礙	1	<div><div></div></div> 0.3%
5	妨礙到極點	0	
Warning: these figures indicate the number of cases found in the data file. They cannot be interpreted as summary statistics of the population of interest.			
# v26: B13.過去一個月，您身體疼痛程度有多嚴重？			
Information		[Type= discrete] [Format=numeric] [Range= 1-6] [Missing=*]	
Statistics [NW/ W]		[Valid=302 /-] [Invalid=0 /-]	
Value	Label	Cases	Percentage
1	完全不痛	121	<div><div></div></div> 40.1%
2	非常輕微的痛	98	<div><div></div></div> 32.5%
3	輕微的痛	62	<div><div></div></div> 20.5%
4	中度的痛	16	<div><div></div></div> 5.3%
5	嚴重的痛	3	<div><div></div></div> 1.0%
6	非常嚴重的痛	2	<div><div></div></div> 0.7%
Warning: these figures indicate the number of cases found in the data file. They cannot be interpreted as summary statistics of the population of interest.			
# v27: B14.過去一個月，身體疼痛對您的日常工作(包括上班及家務)妨礙程度如何？			
Information		[Type= discrete] [Format=numeric] [Range= 1-5] [Missing=*]	
Statistics [NW/ W]		[Valid=302 /-] [Invalid=0 /-]	
Value	Label	Cases	Percentage
1	完全沒有妨礙	189	<div><div></div></div> 62.6%
2	有一點妨礙	96	<div><div></div></div> 31.8%
3	中度妨礙	13	<div><div></div></div> 4.3%
4	相當多妨礙	4	<div><div></div></div> 1.3%
5	妨礙到極點	0	

# v27: B14.過去一個月，身體疼痛對您的日常工作(包括上班及家務)妨礙程度如何？			
Warning: these figures indicate the number of cases found in the data file. They cannot be interpreted as summary statistics of the population of interest.			
# v28_1: B15.過去一個月有多少時候1.您覺得充滿活力？			
Information	[Type= discrete] [Format=numeric] [Range= 1-6] [Missing=*]		
Statistics [NW/ W]	[Valid=301 /-] [Invalid=1 /-]		
Value	Label	Cases	Percentage
1	一直都是	33	<div><div></div></div> 11.0%
2	大部分時間	90	<div><div></div></div> 29.9%
3	經常	63	<div><div></div></div> 20.9%
4	有時	87	<div><div></div></div> 28.9%
5	很少	28	<div><div></div></div> 9.3%
6	從不	0	
Sysmiss		1	
Warning: these figures indicate the number of cases found in the data file. They cannot be interpreted as summary statistics of the population of interest.			
# v28_2: B15.過去一個月有多少時候2.您是一個非常緊張的人？			
Information	[Type= discrete] [Format=numeric] [Range= 1-6] [Missing=*]		
Statistics [NW/ W]	[Valid=302 /-] [Invalid=0 /-]		
Value	Label	Cases	Percentage
1	一直都是	6	<div><div></div></div> 2.0%
2	大部分時間	26	<div><div></div></div> 8.6%
3	經常	57	<div><div></div></div> 18.9%
4	有時	118	<div><div></div></div> 39.1%
5	很少	85	<div><div></div></div> 28.1%
6	從不	10	<div><div></div></div> 3.3%
Warning: these figures indicate the number of cases found in the data file. They cannot be interpreted as summary statistics of the population of interest.			
# v28_3: B15.過去一個月有多少時候3.您覺得非常沮喪，沒有任何事情可以讓您高興起來？			
Information	[Type= discrete] [Format=numeric] [Range= 1-6] [Missing=*]		
Statistics [NW/ W]	[Valid=302 /-] [Invalid=0 /-]		
Value	Label	Cases	Percentage
1	一直都是	1	<div><div></div></div> 0.3%
2	大部分時間	7	<div><div></div></div> 2.3%
3	經常	15	<div><div></div></div> 5.0%
4	有時	78	<div><div></div></div> 25.8%
5	很少	149	<div><div></div></div> 49.3%
6	從不	52	<div><div></div></div> 17.2%
Warning: these figures indicate the number of cases found in the data file. They cannot be interpreted as summary statistics of the population of interest.			
# v28_4: B15.過去一個月有多少時候4.您覺得心情平靜？			
Information	[Type= discrete] [Format=numeric] [Range= 1-6] [Missing=*]		
Statistics [NW/ W]	[Valid=302 /-] [Invalid=0 /-]		
Value	Label	Cases	Percentage
1	一直都是	18	<div><div></div></div> 6.0%
2	大部分時間	76	<div><div></div></div> 25.2%
3	經常	105	<div><div></div></div> 34.8%
4	有時	83	<div><div></div></div> 27.5%

# v28_4: B15.過去一個月有多少時候4.您覺得心情平靜?			
Value	Label	Cases	Percentage
5	很少	18	<div><div></div></div> 6.0%
6	從不	2	<div><div></div></div> 0.7%
Warning: these figures indicate the number of cases found in the data file. They cannot be interpreted as summary statistics of the population of interest.			
# v28_5: B15.過去一個月有多少時候5.您精力充沛?			
Information	[Type= discrete] [Format=numeric] [Range= 1-6] [Missing=*]		
Statistics [NW/ W]	[Valid=301 /-] [Invalid=1 /-]		
Value	Label	Cases	Percentage
1	一直都是	23	<div><div></div></div> 7.6%
2	大部分時間	60	<div><div></div></div> 19.9%
3	經常	83	<div><div></div></div> 27.6%
4	有時	105	<div><div></div></div> 34.9%
5	很少	30	<div><div></div></div> 10.0%
6	從不	0	
Sysmiss		1	
Warning: these figures indicate the number of cases found in the data file. They cannot be interpreted as summary statistics of the population of interest.			
# v28_6: B15.過去一個月有多少時候6.您覺得悶悶不樂和憂鬱?			
Information	[Type= discrete] [Format=numeric] [Range= 1-6] [Missing=*]		
Statistics [NW/ W]	[Valid=302 /-] [Invalid=0 /-]		
Value	Label	Cases	Percentage
1	一直都是	1	<div><div></div></div> 0.3%
2	大部分時間	14	<div><div></div></div> 4.6%
3	經常	19	<div><div></div></div> 6.3%
4	有時	90	<div><div></div></div> 29.8%
5	很少	132	<div><div></div></div> 43.7%
6	從不	46	<div><div></div></div> 15.2%
Warning: these figures indicate the number of cases found in the data file. They cannot be interpreted as summary statistics of the population of interest.			
# v28_7: B15.過去一個月有多少時候7.您覺得筋疲力竭?			
Information	[Type= discrete] [Format=numeric] [Range= 1-6] [Missing=*]		
Statistics [NW/ W]	[Valid=302 /-] [Invalid=0 /-]		
Value	Label	Cases	Percentage
1	一直都是	4	<div><div></div></div> 1.3%
2	大部分時間	17	<div><div></div></div> 5.6%
3	經常	31	<div><div></div></div> 10.3%
4	有時	103	<div><div></div></div> 34.1%
5	很少	114	<div><div></div></div> 37.7%
6	從不	33	<div><div></div></div> 10.9%
Warning: these figures indicate the number of cases found in the data file. They cannot be interpreted as summary statistics of the population of interest.			
# v28_8: B15.過去一個月有多少時候8.您是一個快樂的人?			
Information	[Type= discrete] [Format=numeric] [Range= 1-6] [Missing=*]		
Statistics [NW/ W]	[Valid=302 /-] [Invalid=0 /-]		
Value	Label	Cases	Percentage
1	一直都是	38	<div><div></div></div> 12.6%

# v28_8: B15.過去一個月有多少時候8.您是一個快樂的人?			
Value	Label	Cases	Percentage
2	大部分時間	92	<div><div></div></div> 30.5%
3	經常	70	<div><div></div></div> 23.2%
4	有時	80	<div><div></div></div> 26.5%
5	很少	20	<div><div></div></div> 6.6%
6	從不	2	<div><div></div></div> 0.7%
Warning: these figures indicate the number of cases found in the data file. They cannot be interpreted as summary statistics of the population of interest.			
# v28_9: B15.過去一個月有多少時候9.您覺得累?			
Information	[Type= discrete] [Format=numeric] [Range= 1-6] [Missing=*]		
Statistics [NW/ W]	[Valid=302 /-] [Invalid=0 /-]		
Value	Label	Cases	Percentage
1	一直都是	13	<div><div></div></div> 4.3%
2	大部分時間	37	<div><div></div></div> 12.3%
3	經常	58	<div><div></div></div> 19.2%
4	有時	140	<div><div></div></div> 46.4%
5	很少	47	<div><div></div></div> 15.6%
6	從不	7	<div><div></div></div> 2.3%
Warning: these figures indicate the number of cases found in the data file. They cannot be interpreted as summary statistics of the population of interest.			
# v29: B16.過去一個月， 您的身體健康或情緒問題有多少時候會妨礙您的社交活動(如拜訪親友等)?			
Information	[Type= discrete] [Format=numeric] [Range= 1-5] [Missing=*]		
Statistics [NW/ W]	[Valid=302 /-] [Invalid=0 /-]		
Value	Label	Cases	Percentage
1	一直都會	3	<div><div></div></div> 1.0%
2	大部分時間會	8	<div><div></div></div> 2.6%
3	有時候會	56	<div><div></div></div> 18.5%
4	很少會	132	<div><div></div></div> 43.7%
5	從不會	103	<div><div></div></div> 34.1%
Warning: these figures indicate the number of cases found in the data file. They cannot be interpreted as summary statistics of the population of interest.			
# v30_1: B17.對您來說有多正確?1.我好像比別人較容易生病			
Information	[Type= discrete] [Format=numeric] [Range= 1-5] [Missing=*]		
Statistics [NW/ W]	[Valid=302 /-] [Invalid=0 /-]		
Value	Label	Cases	Percentage
1	完全正確	7	<div><div></div></div> 2.3%
2	部分正確	45	<div><div></div></div> 14.9%
3	不知道	41	<div><div></div></div> 13.6%
4	大部分不正確	105	<div><div></div></div> 34.8%
5	完全不正確	104	<div><div></div></div> 34.4%
Warning: these figures indicate the number of cases found in the data file. They cannot be interpreted as summary statistics of the population of interest.			
# v30_2: B17.對您來說有多正確?2.和任何一個我認識的人來比，我和他們一樣健康			
Information	[Type= discrete] [Format=numeric] [Range= 1-5] [Missing=*]		
Statistics [NW/ W]	[Valid=302 /-] [Invalid=0 /-]		
Value	Label	Cases	Percentage
1	完全正確	82	<div><div></div></div> 27.2%

# v30_2: B17.對您來說有多正確?2.和任何一個我認識的人來比, 我和他們一樣健康			
Value	Label	Cases	Percentage
2	部分正確	119	<div><div></div></div> 39.4%
3	不知道	72	<div><div></div></div> 23.8%
4	大部分不正確	26	<div><div></div></div> 8.6%
5	完全不正確	3	<div><div></div></div> 1.0%
Warning: these figures indicate the number of cases found in the data file. They cannot be interpreted as summary statistics of the population of interest.			
# v30_3: B17.對您來說有多正確?3.我想我的健康會越來越壞			
Information	[Type= discrete] [Format=numeric] [Range= 1-5] [Missing=*]		
Statistics [NW/ W]	[Valid=302 /-] [Invalid=0 /-]		
Value	Label	Cases	Percentage
1	完全正確	11	<div><div></div></div> 3.6%
2	部分正確	49	<div><div></div></div> 16.2%
3	不知道	83	<div><div></div></div> 27.5%
4	大部分不正確	77	<div><div></div></div> 25.5%
5	完全不正確	82	<div><div></div></div> 27.2%
Warning: these figures indicate the number of cases found in the data file. They cannot be interpreted as summary statistics of the population of interest.			
# v30_4: B17.對您來說有多正確?4.我的健康狀況好得很			
Information	[Type= discrete] [Format=numeric] [Range= 1-5] [Missing=*]		
Statistics [NW/ W]	[Valid=302 /-] [Invalid=0 /-]		
Value	Label	Cases	Percentage
1	完全正確	61	<div><div></div></div> 20.2%
2	部分正確	146	<div><div></div></div> 48.3%
3	不知道	57	<div><div></div></div> 18.9%
4	大部分不正確	32	<div><div></div></div> 10.6%
5	完全不正確	6	<div><div></div></div> 2.0%
Warning: these figures indicate the number of cases found in the data file. They cannot be interpreted as summary statistics of the population of interest.			
# v31_1: C1.對您來說發生的情況如何?1.我覺得幫助別人是很重要的			
Information	[Type= discrete] [Format=numeric] [Range= 1-4] [Missing=*]		
Statistics [NW/ W]	[Valid=302 /-] [Invalid=0 /-]		
Value	Label	Cases	Percentage
1	很少或不曾如此	0	<div><div></div></div>
2	有時如此	59	<div><div></div></div> 19.5%
3	常常如此	135	<div><div></div></div> 44.7%
4	總是如此	108	<div><div></div></div> 35.8%
Warning: these figures indicate the number of cases found in the data file. They cannot be interpreted as summary statistics of the population of interest.			
# v31_2: C1.對您來說發生的情況如何?2.在解決有關人際衝突時, 我有辦法讓各方都沒有受到傷害			
Information	[Type= discrete] [Format=numeric] [Range= 1-4] [Missing=*]		
Statistics [NW/ W]	[Valid=302 /-] [Invalid=0 /-]		
Value	Label	Cases	Percentage
1	很少或不曾如此	20	<div><div></div></div> 6.6%
2	有時如此	140	<div><div></div></div> 46.4%
3	常常如此	114	<div><div></div></div> 37.7%
4	總是如此	28	<div><div></div></div> 9.3%

# v31_2: C1.對您來說發生的情況如何?2.在解決有關人際衝突時，我有辦法讓各方都沒有受到傷害			
Warning: these figures indicate the number of cases found in the data file. They cannot be interpreted as summary statistics of the population of interest.			
# v31_3: C1.對您來說發生的情況如何?3.即使在很不容易的情況下，我仍實話實說			
Information	[Type= discrete] [Format=numeric] [Range= 1-4] [Missing=*]		
Statistics [NW/ W]	[Valid=302 /-] [Invalid=0 /-]		
Value	Label	Cases	Percentage
1	很少或不曾如此	7	<div><div></div></div> 2.3%
2	有時如此	132	<div><div></div></div> 43.7%
3	常常如此	128	<div><div></div></div> 42.4%
4	總是如此	35	<div><div></div></div> 11.6%
Warning: these figures indicate the number of cases found in the data file. They cannot be interpreted as summary statistics of the population of interest.			
# v31_4: C1.對您來說發生的情況如何?4.我盡力使我居住的社區變得更美好			
Information	[Type= discrete] [Format=numeric] [Range= 1-4] [Missing=*]		
Statistics [NW/ W]	[Valid=302 /-] [Invalid=0 /-]		
Value	Label	Cases	Percentage
1	很少或不曾如此	86	<div><div></div></div> 28.5%
2	有時如此	132	<div><div></div></div> 43.7%
3	常常如此	63	<div><div></div></div> 20.9%
4	總是如此	21	<div><div></div></div> 7.0%
Warning: these figures indicate the number of cases found in the data file. They cannot be interpreted as summary statistics of the population of interest.			
# v31_5: C1.對您來說發生的情況如何?5.我試圖盡一己之力解決社會問題			
Information	[Type= discrete] [Format=numeric] [Range= 1-4] [Missing=*]		
Statistics [NW/ W]	[Valid=302 /-] [Invalid=0 /-]		
Value	Label	Cases	Percentage
1	很少或不曾如此	121	<div><div></div></div> 40.1%
2	有時如此	116	<div><div></div></div> 38.4%
3	常常如此	50	<div><div></div></div> 16.6%
4	總是如此	15	<div><div></div></div> 5.0%
Warning: these figures indicate the number of cases found in the data file. They cannot be interpreted as summary statistics of the population of interest.			
# v31_6: C1.對您來說發生的情況如何?6.我對於他人心存敬佩			
Information	[Type= discrete] [Format=numeric] [Range= 1-4] [Missing=*]		
Statistics [NW/ W]	[Valid=302 /-] [Invalid=0 /-]		
Value	Label	Cases	Percentage
1	很少或不曾如此	5	<div><div></div></div> 1.7%
2	有時如此	80	<div><div></div></div> 26.5%
3	常常如此	152	<div><div></div></div> 50.3%
4	總是如此	65	<div><div></div></div> 21.5%
Warning: these figures indicate the number of cases found in the data file. They cannot be interpreted as summary statistics of the population of interest.			
# v31_7: C1.對您來說發生的情況如何?7.我能夠體會他人的需求與感受			
Information	[Type= discrete] [Format=numeric] [Range= 1-4] [Missing=*]		
Statistics [NW/ W]	[Valid=302 /-] [Invalid=0 /-]		
Value	Label	Cases	Percentage
1	很少或不曾如此	2	<div><div></div></div> 0.7%
2	有時如此	76	<div><div></div></div> 25.2%

# v31_7: C1.對您來說發生的情況如何?7.我能夠體會他人的需求與感受			
Value	Label	Cases	Percentage
3	常常如此	160	<div></div> 53.0%
4	總是如此	64	<div></div> 21.2%
Warning: these figures indicate the number of cases found in the data file. They cannot be interpreted as summary statistics of the population of interest.			
# v31_8: C1.對您來說發生的情況如何?8.我會主動幫忙鄰居			
Information	[Type= discrete] [Format=numeric] [Range= 1-4] [Missing=*]		
Statistics [NW/ W]	[Valid=302 /-] [Invalid=0 /-]		
Value	Label	Cases	Percentage
1	很少或不曾如此	65	<div></div> 21.5%
2	有時如此	149	<div></div> 49.3%
3	常常如此	67	<div></div> 22.2%
4	總是如此	21	<div></div> 7.0%
Warning: these figures indicate the number of cases found in the data file. They cannot be interpreted as summary statistics of the population of interest.			
# v32_1: C2-1.你是否曾經喝過酒?(包括啤酒、水果酒、氣泡酒、葡萄酒等各種酒類、保力達B、維士比與藥酒;不包括料理或食物裡添加的酒、嚐一口的酒)			
Information	[Type= discrete] [Format=numeric] [Range= 1-2] [Missing=*]		
Statistics [NW/ W]	[Valid=302 /-] [Invalid=0 /-]		
Value	Label	Cases	Percentage
1	是(偶爾或特定應酬時才喝也算)	245	<div></div> 81.1%
2	否(滴酒不沾)(跳答C3)	57	<div></div> 18.9%
Warning: these figures indicate the number of cases found in the data file. They cannot be interpreted as summary statistics of the population of interest.			
# v32_2: C2-2.第一次喝酒的年齡是幾歲?			
Information	[Type= discrete] [Format=numeric] [Range= 0-28] [Missing=*]		
Statistics [NW/ W]	[Valid=239 /-] [Invalid=63 /-]		
Value	Label	Cases	Percentage
0	漏答	1	<div></div> 0.4%
3		1	<div></div> 0.4%
7		1	<div></div> 0.4%
8		2	<div></div> 0.8%
9		1	<div></div> 0.4%
10		2	<div></div> 0.8%
11		1	<div></div> 0.4%
12		10	<div></div> 4.2%
13		1	<div></div> 0.4%
14		3	<div></div> 1.3%
15		10	<div></div> 4.2%
16		12	<div></div> 5.0%
17		15	<div></div> 6.3%
18		80	<div></div> 33.5%
19		16	<div></div> 6.7%
20		46	<div></div> 19.2%
21		5	<div></div> 2.1%
22		11	<div></div> 4.6%
23		4	<div></div> 1.7%

# v32_2: C2-2.第一次喝酒的年齡是幾歲?			
Value	Label	Cases	Percentage
24		2	<div><div></div></div> 0.8%
25		11	<div><div></div></div> 4.6%
26		1	<div><div></div></div> 0.4%
27		1	<div><div></div></div> 0.4%
28		2	<div><div></div></div> 0.8%
Sysmiss		63	
Warning: these figures indicate the number of cases found in the data file. They cannot be interpreted as summary statistics of the population of interest.			
# v32_3: C2-3.你最近一次喝酒是什麼時候?			
Information	[Type= discrete] [Format=numeric] [Range= 1-6] [Missing=*]		
Statistics [NW/ W]	[Valid=245 /-] [Invalid=57 /-]		
Value	Label	Cases	Percentage
1	過去3天內	48	<div><div></div></div> 19.6%
2	過去4-7天內	38	<div><div></div></div> 15.5%
3	超過一星期至一個月內	58	<div><div></div></div> 23.7%
4	超過一個月到半年內	47	<div><div></div></div> 19.2%
5	超過半年至一年內	32	<div><div></div></div> 13.1%
6	超過一年以上	22	<div><div></div></div> 9.0%
Sysmiss		57	
Warning: these figures indicate the number of cases found in the data file. They cannot be interpreted as summary statistics of the population of interest.			
# v32_4: C2-4.過去一年，你多久喝一次酒?			
Information	[Type= discrete] [Format=numeric] [Range= 1-5] [Missing=*]		
Statistics [NW/ W]	[Valid=245 /-] [Invalid=57 /-]		
Value	Label	Cases	Percentage
1	從未(跳答C2-11)	25	<div><div></div></div> 10.2%
2	每月少於一次	153	<div><div></div></div> 62.4%
3	每月二到四次	52	<div><div></div></div> 21.2%
4	每週二到三次	12	<div><div></div></div> 4.9%
5	一週超過四次	3	<div><div></div></div> 1.2%
Sysmiss		57	
Warning: these figures indicate the number of cases found in the data file. They cannot be interpreted as summary statistics of the population of interest.			
# v32_5: C2-5.過去一年，在一般喝酒的日子，你一天可以喝多少單位的酒?			
Information	[Type= discrete] [Format=numeric] [Range= 1-5] [Missing=*]		
Statistics [NW/ W]	[Valid=219 /-] [Invalid=83 /-]		
Value	Label	Cases	Percentage
1	1或2	149	<div><div></div></div> 68.0%
2	3或4	38	<div><div></div></div> 17.4%
3	5或6	15	<div><div></div></div> 6.8%
4	7或9	10	<div><div></div></div> 4.6%
5	超過10	7	<div><div></div></div> 3.2%
Sysmiss		83	
Warning: these figures indicate the number of cases found in the data file. They cannot be interpreted as summary statistics of the population of interest.			
# v32_6: C2-6.過去一年，你多久會有一次喝超過5單位的酒?			
Information	[Type= discrete] [Format=numeric] [Range= 1-5] [Missing=*]		

# v32_6: C2-6.過去一年，你多久會有一次喝超過5單位的酒？			
Statistics [NW/ W]		[Valid=220 /-] [Invalid=82 /-]	
Value	Label	Cases	Percentage
1	從未	127	<div><div></div></div> 57.7%
2	每月少於一次	81	<div><div></div></div> 36.8%
3	每月	10	<div><div></div></div> 4.5%
4	每週	2	<div><div></div></div> 0.9%
5	每天或幾乎每天	0	
Sysmiss		82	
Warning: these figures indicate the number of cases found in the data file. They cannot be interpreted as summary statistics of the population of interest.			
# v32_7: C2-7.過去一個月，你多久喝一次酒？			
Information		[Type= discrete] [Format=numeric] [Range= 1-5] [Missing=*]	
Statistics [NW/ W]		[Valid=219 /-] [Invalid=83 /-]	
Value	Label	Cases	Percentage
1	從未(跳答C2-11)	58	<div><div></div></div> 26.5%
2	每月少於一次	93	<div><div></div></div> 42.5%
3	每月二到四次	57	<div><div></div></div> 26.0%
4	每週二到三次	8	<div><div></div></div> 3.7%
5	一週超過四次	3	<div><div></div></div> 1.4%
Sysmiss		83	
Warning: these figures indicate the number of cases found in the data file. They cannot be interpreted as summary statistics of the population of interest.			
# v32_8: C2-8.過去一個月，你喝最多酒的那一次，是喝哪一種酒？(若不只喝一種酒，則只要選出喝最多量的那種酒)			
Information		[Type= discrete] [Format=numeric] [Range= 1-8] [Missing=*]	
Statistics [NW/ W]		[Valid=163 /-] [Invalid=139 /-]	
Value	Label	Cases	Percentage
1	啤酒/水果調味酒(如冰火)/涼酒等濃度5%以下的酒類	101	<div><div></div></div> 62.0%
2	維士比/保力達/藥酒類等濃度6-10%的酒類	0	
3	玫瑰紅酒/紅、白葡萄酒/日本甜梅酒(choya)/清酒等濃度11-15%的酒	41	<div><div></div></div> 25.2%
4	紹興酒/紅露酒/烏梅酒/台灣米酒/燒酒等濃度16-20%的酒類	2	<div><div></div></div> 1.2%
5	參茸酒/鹿茸酒等濃度21-29%的酒類	0	
6	白蘭地/威士忌/伏特加/竹葉青/米酒頭等濃度30-49%的酒類	15	<div><div></div></div> 9.2%
7	高粱酒/茅台酒/玉山二鍋頭/特級高粱酒等濃度50%以上的酒類	2	<div><div></div></div> 1.2%
8	其他不知濃度無法歸類的酒類	2	<div><div></div></div> 1.2%
Sysmiss		139	
Warning: these figures indicate the number of cases found in the data file. They cannot be interpreted as summary statistics of the population of interest.			
# v32_9: C2-9.承上題，當時該種酒喝的量約為多少單位的酒？			
Information		[Type= discrete] [Format=numeric] [Range= 1-5] [Missing=*]	
Statistics [NW/ W]		[Valid=163 /-] [Invalid=139 /-]	
Value	Label	Cases	Percentage
1	1或2	102	<div><div></div></div> 62.6%
2	3或4	34	<div><div></div></div> 20.9%
3	5或6	16	<div><div></div></div> 9.8%
4	7或9	5	<div><div></div></div> 3.1%

# v32_9: C2-9.承上題，當時該種酒喝的量約為多少單位的酒？			
Value	Label	Cases	Percentage
5	超過10	6	<div><div></div></div> 3.7%
Sysmiss		139	
Warning: these figures indicate the number of cases found in the data file. They cannot be interpreted as summary statistics of the population of interest.			
# v32_10: C2-10.過去一個月，有幾天你喝醉酒？			
Information	[Type= discrete] [Format=numeric] [Range= 1-8] [Missing=*]		
Statistics [NW/ W]	[Valid=163 /-] [Invalid=139 /-]		
Value	Label	Cases	Percentage
1	從沒喝醉過	100	<div><div></div></div> 61.3%
2	0天	41	<div><div></div></div> 25.2%
3	1或2天	20	<div><div></div></div> 12.3%
4	3到5天	1	<div><div></div></div> 0.6%
5	6到9天	1	<div><div></div></div> 0.6%
6	10到19天	0	
7	20到29天	0	
8	整個月	0	
Sysmiss		139	
Warning: these figures indicate the number of cases found in the data file. They cannot be interpreted as summary statistics of the population of interest.			
# v32_11: C2-11.你是否曾被警察實施酒測？			
Information	[Type= discrete] [Format=numeric] [Range= 1-2] [Missing=*]		
Statistics [NW/ W]	[Valid=246 /-] [Invalid=56 /-]		
Value	Label	Cases	Percentage
1	是	40	<div><div></div></div> 16.3%
2	否(跳答C3)	206	<div><div></div></div> 83.7%
Sysmiss		56	
Warning: these figures indicate the number of cases found in the data file. They cannot be interpreted as summary statistics of the population of interest.			
# v32_12: C2-12.你是否有酒測超標的情況？			
Information	[Type= discrete] [Format=numeric] [Range= 1-2] [Missing=*]		
Statistics [NW/ W]	[Valid=40 /-] [Invalid=262 /-]		
Value	Label	Cases	Percentage
1	是	3	<div><div></div></div> 7.5%
2	否	37	<div><div></div></div> 92.5%
Sysmiss		262	
Warning: these figures indicate the number of cases found in the data file. They cannot be interpreted as summary statistics of the population of interest.			

# v33_1: C3-1.你是否會吸菸？			
Information	[Type= discrete] [Format=numeric] [Range= 1-3] [Missing=*]		
Statistics [NW/ W]	[Valid=302 /-] [Invalid=0 /-]		
Value	Label	Cases	Percentage
1	不會(跳答C4)	238	<div><div></div></div> 78.8%
2	吸過一、兩次	16	<div><div></div></div> 5.3%
3	吸過三次以上	48	<div><div></div></div> 15.9%
Warning: these figures indicate the number of cases found in the data file. They cannot be interpreted as summary statistics of the population of interest.			
# kv33_1: C3-1.第一次吸菸是在__歲			
Information	[Type= continuous] [Format=numeric] [Range= 5-28] [Missing=*]		
Statistics [NW/ W]	[Valid=63 /-] [Invalid=239 /-] [Mean=17.524 /-] [StdDev=3.468 /-]		
# v33_2: C3-2.你最近一次吸菸是什麼時候？			
Information	[Type= discrete] [Format=numeric] [Range= 1-7] [Missing=*]		
Statistics [NW/ W]	[Valid=64 /-] [Invalid=238 /-]		
Value	Label	Cases	Percentage
1	今天	24	<div><div></div></div> 37.5%
2	昨天	6	<div><div></div></div> 9.4%
3	過去七天內	2	<div><div></div></div> 3.1%
4	過去一個月內	4	<div><div></div></div> 6.2%
5	過去六個月內	5	<div><div></div></div> 7.8%
6	過去一年內	1	<div><div></div></div> 1.6%
7	一年以上(跳答C4)	22	<div><div></div></div> 34.4%
Sysmiss		238	
Warning: these figures indicate the number of cases found in the data file. They cannot be interpreted as summary statistics of the population of interest.			
# v33_3: C3-3.過去一年， 你大約有幾天吸菸？			
Information	[Type= discrete] [Format=numeric] [Range= 1-5] [Missing=*]		
Statistics [NW/ W]	[Valid=42 /-] [Invalid=260 /-]		
Value	Label	Cases	Percentage
1	一個月1天或更少	3	<div><div></div></div> 7.1%
2	一個月02-04天	5	<div><div></div></div> 11.9%
3	一星期01-02天	4	<div><div></div></div> 9.5%
4	一星期03-04天	5	<div><div></div></div> 11.9%
5	每天	25	<div><div></div></div> 59.5%
Sysmiss		260	
Warning: these figures indicate the number of cases found in the data file. They cannot be interpreted as summary statistics of the population of interest.			
# v33_4: C3-4.過去一個月， 你有幾天吸菸？			
Information	[Type= discrete] [Format=numeric] [Range= 1-7] [Missing=*]		
Statistics [NW/ W]	[Valid=43 /-] [Invalid=259 /-]		
Value	Label	Cases	Percentage
1	0天(跳答C4)	6	<div><div></div></div> 14.0%
2	01-02天	2	<div><div></div></div> 4.7%
3	03-05天	3	<div><div></div></div> 7.0%
4	06-09天	3	<div><div></div></div> 7.0%
5	10-19天	5	<div><div></div></div> 11.6%

# v33_4: C3-4.過去一個月，你有幾天吸菸？			
Value	Label	Cases	Percentage
6	20-29天	2	<div><div></div></div> 4.7%
7	每天	22	<div><div></div></div> 51.2%
Sysmiss		259	
Warning: these figures indicate the number of cases found in the data file. They cannot be interpreted as summary statistics of the population of interest.			
# v33_5: C3-5.過去一個月，在有吸菸的日子，你平均一天大約吸幾支菸？			
Information	[Type= discrete] [Format=numeric] [Range= 1-9] [Missing=*]		
Statistics [NW/ W]	[Valid=37 /-] [Invalid=265 /-]		
Value	Label	Cases	Percentage
1	01-02支	6	<div><div></div></div> 16.2%
2	03-05支	9	<div><div></div></div> 24.3%
3	06-09支	11	<div><div></div></div> 29.7%
4	10-20支	9	<div><div></div></div> 24.3%
5	21-30支	2	<div><div></div></div> 5.4%
6	31-40支	0	
7	41-50支	0	
8	51-60支	0	
9	61支以上	0	
Sysmiss		265	
Warning: these figures indicate the number of cases found in the data file. They cannot be interpreted as summary statistics of the population of interest.			
# kv33_5: C3-5.過去一個月，在有吸菸的日子，你平均一天大約吸幾支菸？61支以上，約幾支？			
Information	[Type= discrete] [Format=numeric] [Missing=*]		
Statistics [NW/ W]	[Valid=0 /-] [Invalid=302 /-]		
Value	Label	Cases	Percentage
Sysmiss		302	
Warning: these figures indicate the number of cases found in the data file. They cannot be interpreted as summary statistics of the population of interest.			
# v34_1: C4-1.過去七天以來，你有幾天吃蔬菜			
Information	[Type= discrete] [Format=numeric] [Range= 1-5] [Missing=*]		
Statistics [NW/ W]	[Valid=302 /-] [Invalid=0 /-]		
Value	Label	Cases	Percentage
1	從不	1	<div><div></div></div> 0.3%
2	一至二天	18	<div><div></div></div> 6.0%
3	三至四天	50	<div><div></div></div> 16.6%
4	五至六天	55	<div><div></div></div> 18.2%
5	每天	178	<div><div></div></div> 58.9%
Warning: these figures indicate the number of cases found in the data file. They cannot be interpreted as summary statistics of the population of interest.			
# v34_2: C4-2.過去七天以來，你有幾天吃水果或喝新鮮果汁			
Information	[Type= discrete] [Format=numeric] [Range= 1-5] [Missing=*]		
Statistics [NW/ W]	[Valid=302 /-] [Invalid=0 /-]		
Value	Label	Cases	Percentage
1	從不	3	<div><div></div></div> 1.0%
2	一至二天	82	<div><div></div></div> 27.2%
3	三至四天	78	<div><div></div></div> 25.8%

# v34_2: C4-2.過去七天以來， 你有幾天?吃水果或喝新鮮果汁			
Value	Label	Cases	Percentage
4	五至六天	53	<div><div></div></div> 17.5%
5	每天	86	<div><div></div></div> 28.5%
Warning: these figures indicate the number of cases found in the data file. They cannot be interpreted as summary statistics of the population of interest.			
# v34_3: C4-3.過去七天以來， 你有幾天?吃洋芋片、薯條或炸雞排等油炸食物			
Information	[Type= discrete] [Format=numeric] [Range= 1-5] [Missing=*]		
Statistics [NW/ W]	[Valid=302 /-] [Invalid=0 /-]		
Value	Label	Cases	Percentage
1	從不	38	<div><div></div></div> 12.6%
2	一至二天	193	<div><div></div></div> 63.9%
3	三至四天	58	<div><div></div></div> 19.2%
4	五至六天	9	<div><div></div></div> 3.0%
5	每天	4	<div><div></div></div> 1.3%
Warning: these figures indicate the number of cases found in the data file. They cannot be interpreted as summary statistics of the population of interest.			
# v34_4: C4-4.過去七天以來， 你有幾天?喝可樂、汽水及其他含糖飲料			
Information	[Type= discrete] [Format=numeric] [Range= 1-5] [Missing=*]		
Statistics [NW/ W]	[Valid=302 /-] [Invalid=0 /-]		
Value	Label	Cases	Percentage
1	從不	47	<div><div></div></div> 15.6%
2	一至二天	161	<div><div></div></div> 53.3%
3	三至四天	59	<div><div></div></div> 19.5%
4	五至六天	24	<div><div></div></div> 7.9%
5	每天	11	<div><div></div></div> 3.6%
Warning: these figures indicate the number of cases found in the data file. They cannot be interpreted as summary statistics of the population of interest.			
# v34_5: C4-5.過去七天以來， 你有幾天?吃速食店			
Information	[Type= discrete] [Format=numeric] [Range= 1-5] [Missing=*]		
Statistics [NW/ W]	[Valid=301 /-] [Invalid=1 /-]		
Value	Label	Cases	Percentage
1	從不	104	<div><div></div></div> 34.6%
2	一至二天	180	<div><div></div></div> 59.8%
3	三至四天	12	<div><div></div></div> 4.0%
4	五至六天	4	<div><div></div></div> 1.3%
5	每天	1	<div><div></div></div> 0.3%
Sysmiss		1	
Warning: these figures indicate the number of cases found in the data file. They cannot be interpreted as summary statistics of the population of interest.			
# v34_6: C4-6.過去七天以來， 你有幾天?運動至少30分鐘			
Information	[Type= discrete] [Format=numeric] [Range= 1-5] [Missing=*]		
Statistics [NW/ W]	[Valid=302 /-] [Invalid=0 /-]		
Value	Label	Cases	Percentage
1	從不	69	<div><div></div></div> 22.8%
2	一至二天	161	<div><div></div></div> 53.3%
3	三至四天	41	<div><div></div></div> 13.6%
4	五至六天	16	<div><div></div></div> 5.3%

# v34_6: C4-6.過去七天以來， 你有幾天?運動至少30分鐘			
Value	Label	Cases	Percentage
5	每天	15	<div><div></div></div> 5.0%
Warning: these figures indicate the number of cases found in the data file. They cannot be interpreted as summary statistics of the population of interest.			
# v34_7: C4-7.你平常大約幾點起床?[幾點]			
Information	[Type= discrete] [Format=numeric] [Range= 4-21] [Missing=*]		
Statistics [NW/ W]	[Valid=302 /-] [Invalid=0 /-] [Mean=7.477 /-] [StdDev=1.701 /-]		
Value	Label	Cases	Percentage
4		1	<div><div></div></div> 0.3%
5		13	<div><div></div></div> 4.3%
6		62	<div><div></div></div> 20.5%
7		111	<div><div></div></div> 36.8%
8		58	<div><div></div></div> 19.2%
9		31	<div><div></div></div> 10.3%
10		11	<div><div></div></div> 3.6%
11		6	<div><div></div></div> 2.0%
12		4	<div><div></div></div> 1.3%
13		4	<div><div></div></div> 1.3%
21		1	<div><div></div></div> 0.3%
Warning: these figures indicate the number of cases found in the data file. They cannot be interpreted as summary statistics of the population of interest.			
# kv34_7: C4-7.你平常大約幾點起床?[幾分]			
Information	[Type= continuous] [Format=numeric] [Range= 0-55] [Missing=*]		
Statistics [NW/ W]	[Valid=302 /-] [Invalid=0 /-] [Mean=18.073 /-] [StdDev=16.909 /-]		
# v34_8: C4-8.你平常大約幾點睡覺?[幾點]			
Information	[Type= continuous] [Format=numeric] [Range= 0-23] [Missing=*]		
Statistics [NW/ W]	[Valid=302 /-] [Invalid=0 /-] [Mean=7.103 /-] [StdDev=9.444 /-]		
# kv34_8: C4-8.你平常大約幾點睡覺?[幾分]			
Information	[Type= continuous] [Format=numeric] [Range= 0-50] [Missing=*]		
Statistics [NW/ W]	[Valid=302 /-] [Invalid=0 /-] [Mean=12.897 /-] [StdDev=15.352 /-]		
# v34_9: C4-9.你休假日或週末大約幾點起床?[幾點]			
Information	[Type= discrete] [Format=numeric] [Range= 0-15] [Missing=*]		
Statistics [NW/ W]	[Valid=301 /-] [Invalid=1 /-] [Mean=9.223 /-] [StdDev=1.726 /-]		
Value	Label	Cases	Percentage
0		1	<div><div></div></div> 0.3%
2		1	<div><div></div></div> 0.3%
5		4	<div><div></div></div> 1.3%
6		5	<div><div></div></div> 1.7%
7		23	<div><div></div></div> 7.6%
8		64	<div><div></div></div> 21.3%
9		76	<div><div></div></div> 25.2%
10		64	<div><div></div></div> 21.3%
11		40	<div><div></div></div> 13.3%
12		14	<div><div></div></div> 4.7%
13		8	<div><div></div></div> 2.7%

# v34_9: C4-9.你休假日或週末大約幾點起床?[幾點]			
Value	Label	Cases	Percentage
15		1	0.3%
Sysmiss		1	
Warning: these figures indicate the number of cases found in the data file. They cannot be interpreted as summary statistics of the population of interest.			
# kv34_9: C4-9.你休假日或週末大約幾點起床?[幾分]			
Information	[Type= continuous] [Format=numeric] [Range= 0-50] [Missing=*]		
Statistics [NW/ W]	[Valid=301 -/] [Invalid=1 -/] [Mean=11.213 -/] [StdDev=14.909 -/]		
# v34_10: C4-10.你休假日或週末大約幾點睡覺?[幾點]			
Information	[Type= continuous] [Format=numeric] [Range= 0-23] [Missing=*]		
Statistics [NW/ W]	[Valid=300 -/] [Invalid=2 -/] [Mean=5.017 -/] [StdDev=7.939 -/]		
# kv34_10: C4-10.你休假日或週末大約幾點睡覺?[幾分]			
Information	[Type= continuous] [Format=numeric] [Range= 0-50] [Missing=*]		
Statistics [NW/ W]	[Valid=300 -/] [Invalid=2 -/] [Mean=9.25 -/] [StdDev=14.534 -/]		
# v34_11: C4-11.你的身高			
Information	[Type= continuous] [Format=numeric] [Range= 148-186] [Missing=*]		
Statistics [NW/ W]	[Valid=302 -/] [Invalid=0 -/] [Mean=166.399 -/] [StdDev=8.672 -/]		
# kv34_11: C4-11.你的體重			
Information	[Type= continuous] [Format=numeric] [Range= 36-118] [Missing=*]		
Statistics [NW/ W]	[Valid=302 -/] [Invalid=0 -/] [Mean=64.969 -/] [StdDev=15.213 -/]		
# v34_12: C4-12.你如何描述你的體重?			
Information	[Type= discrete] [Format=numeric] [Range= 1-5] [Missing=*]		
Statistics [NW/ W]	[Valid=302 -/] [Invalid=0 -/]		
Value	Label	Cases	Percentage
1	過輕	6	2.0%
2	稍輕	20	6.6%
3	適中	94	31.1%
4	稍重	123	40.7%
5	過重	59	19.5%
Warning: these figures indicate the number of cases found in the data file. They cannot be interpreted as summary statistics of the population of interest.			
# v35_1: D1-1.您目前的婚姻狀況是?			
Information	[Type= discrete] [Format=numeric] [Range= 1-8] [Missing=*]		
Statistics [NW/ W]	[Valid=300 -/] [Invalid=2 -/]		
Value	Label	Cases	Percentage
1	單身且從沒結過婚(跳答D2)	165	55.0%
2	已婚	108	36.0%
3	同居(跳答D1-3)	4	1.3%
4	分居中或離婚(跳答D2)	6	2.0%
5	因工作分居	1	0.3%
6	配偶去世	0	
7	有固定交往對象	12	4.0%
8	其他	4	1.3%
Sysmiss		2	

# v35_1: D1-1.您目前的婚姻狀況是?			
Warning: these figures indicate the number of cases found in the data file. They cannot be interpreted as summary statistics of the population of interest.			
# kv35_1: D1-1.您目前的婚姻狀況是?其他			
Information	[Type= discrete] [Format=character] [Missing=*]		
Statistics [NW/ W]	[Valid=2 /-] [Invalid=0 /-]		
Value	Label	Cases	Percentage
即將結婚		2	100.0%
Warning: these figures indicate the number of cases found in the data file. They cannot be interpreted as summary statistics of the population of interest.			
# v35_2: D1-2.您是什麼時候結婚的?(再婚者指目前的婚姻)			
Information	[Type= discrete] [Format=numeric] [Range= 93-105] [Missing=*]		
Statistics [NW/ W]	[Valid=108 /-] [Invalid=194 /-] [Mean=101.667 /-] [StdDev=2.453 /-]		
Value	Label	Cases	Percentage
93		1	0.9%
94		2	1.9%
96		3	2.8%
97		2	1.9%
98		1	0.9%
99		5	4.6%
100		17	15.7%
101		12	11.1%
102		11	10.2%
103		31	28.7%
104		18	16.7%
105		5	4.6%
Sysmiss		194	
Warning: these figures indicate the number of cases found in the data file. They cannot be interpreted as summary statistics of the population of interest.			
# v35_3: D1-3.您配偶(或伴侶)是什麼時候出生的?			
Information	[Type= discrete] [Format=numeric] [Range= 1975-1993] [Missing=*]		
Statistics [NW/ W]	[Valid=44 /-] [Invalid=258 /-]		
Value	Label	Cases	Percentage
1975		1	2.3%
1976		1	2.3%
1979		1	2.3%
1980		3	6.8%
1981		1	2.3%
1982		6	13.6%
1983		9	20.5%
1984		13	29.5%
1985		3	6.8%
1986		2	4.5%
1988		2	4.5%
1990		1	2.3%
1993		1	2.3%
Sysmiss		258	
Warning: these figures indicate the number of cases found in the data file. They cannot be interpreted as summary statistics of the population of interest.			

# v35_4: D1-4.您配偶(或伴侶)的教育程度是：			
Information	[Type= discrete] [Format=numeric] [Range= 1-22] [Missing=*]		
Statistics [NW/ W]	[Valid=116 /-] [Invalid=186 /-]		
Value	Label	Cases	Percentage
1	無/不識字	0	
2	自修/識字/私塾	0	
3	小學	0	
4	國(初)中	1	0.9%
5	初職	0	
6	高中普通科	2	1.7%
7	高中職業科	1	0.9%
8	高職	10	8.6%
9	士官學校	0	
10	五專	6	5.2%
11	二專	7	6.0%
12	三專	0	
13	軍警校專修班	0	
14	軍警校專科班	0	
15	空中行專/商專	0	
16	空中大學	0	
17	軍警官校或大學	0	
18	技術學院、科大	7	6.0%
19	大學	43	37.1%
20	碩士	36	31.0%
21	博士	2	1.7%
22	其他	1	0.9%
Sysmiss		186	
Warning: these figures indicate the number of cases found in the data file. They cannot be interpreted as summary statistics of the population of interest.			
# kv35_4: D1-4.您配偶(或伴侶)的教育程度是：其他			
Information	[Type= discrete] [Format=numeric] [Range= 0-0] [Missing=*]		
Statistics [NW/ W]	[Valid=1 /-] [Invalid=301 /-]		
Value	Label	Cases	Percentage
0	漏答	1	100.0%
Sysmiss		301	
Warning: these figures indicate the number of cases found in the data file. They cannot be interpreted as summary statistics of the population of interest.			
# v35_5: D1-5.您配偶(或伴侶)目前的工作狀況？			
Information	[Type= discrete] [Format=numeric] [Range= 1-14] [Missing=*]		
Statistics [NW/ W]	[Valid=127 /-] [Invalid=175 /-]		
Value	Label	Cases	Percentage
1	有全職工作(一週工作30個小時或以上)	102	80.3%
2	有固定兼職工作	3	2.4%
3	不固定(打零工)	1	0.8%
4	為家庭事業工作，而且有領薪水	2	1.6%
5	為家庭事業工作，但沒有領薪水	2	1.6%
6	學生/進修在學且有工作	1	0.8%

# v35_5: D1-5.您配偶(或伴侶)目前的工作狀況?			
Value	Label	Cases	Percentage
7	學生/進修在學且沒有工作	1	0.8%
8	目前沒有工作	6	4.7%
9	學徒、受職業訓練者	0	
10	料理家務且沒有工作(如：家庭主婦)	7	5.5%
11	身心障礙、生病不能工作	0	
12	服義務役或替代役	0	
13	服研發替代役	0	
14	其他	2	1.6%
Sysmiss		175	
Warning: these figures indicate the number of cases found in the data file. They cannot be interpreted as summary statistics of the population of interest.			
# kv35_5: D1-5.您配偶(或伴侶)目前的工作狀況?其他			
Information	[Type= discrete] [Format=numeric] [Range= 0-0] [Missing=*]		
Statistics [NW/ W]	[Valid=2 /-] [Invalid=300 /-]		
Value	Label	Cases	Percentage
0	漏答	2	100.0%
Sysmiss		300	
Warning: these figures indicate the number of cases found in the data file. They cannot be interpreted as summary statistics of the population of interest.			
# v35_6: D1-6.您配偶(或伴侶)目前(前一個工作)主要的工作屬於下列哪一種?			
Information	[Type= discrete] [Format=numeric] [Range= 1-7] [Missing=*]		
Statistics [NW/ W]	[Valid=116 /-] [Invalid=186 /-]		
Value	Label	Cases	Percentage
1	長期正式編制人員(正職人員)	93	80.2%
2	定期契約人員(含約聘、約雇、特約、委任)	11	9.5%
3	臨時人員(含臨時工、暫雇、工讀、代班(工、課)等形式)	1	0.9%
4	人力派遣人員	0	
5	外包(或承包)人員(含外包商或承包商)	1	0.9%
6	自己是老闆且有雇人	5	4.3%
7	為自己(或與合夥人)工作，但沒有雇用其他人	5	4.3%
Sysmiss		186	
Warning: these figures indicate the number of cases found in the data file. They cannot be interpreted as summary statistics of the population of interest.			
# v35_7: D1-7.您配偶(或伴侶)目前(前一個工作)總共管理幾個人?			
Information	[Type= discrete] [Format=numeric] [Range= 0-280] [Missing=*]		
Statistics [NW/ W]	[Valid=113 /-] [Invalid=189 /-]		
Value	Label	Cases	Percentage
0	(跳答D1-9)	83	73.5%
1		4	3.5%
2		4	3.5%
3		5	4.4%
4		4	3.5%
5		3	2.7%
7		1	0.9%
10		5	4.4%
12		1	0.9%

v35_7: D1-7.您配偶(或伴侶)目前(前一個工作)總共管理幾個人？

Value	Label	Cases	Percentage
100		1	<div><div></div></div> 0.9%
200		1	<div><div></div></div> 0.9%
280		1	<div><div></div></div> 0.9%
Sysmiss		189	

Warning: these figures indicate the number of cases found in the data file. They cannot be interpreted as summary statistics of the population of interest.

v35_8: D1-8.在您的配偶(或伴侶)管理的人當中, 是不是還有人管理其他的人？

Information	[Type= discrete] [Format=numeric] [Range= 1-2] [Missing=*]
Statistics [NW/ W]	[Valid=30 /-] [Invalid=272 /-]

Value	Label	Cases	Percentage
1	有	17	<div><div></div></div> 56.7%
2	沒有	13	<div><div></div></div> 43.3%
Sysmiss		272	

Warning: these figures indicate the number of cases found in the data file. They cannot be interpreted as summary statistics of the population of interest.

v35_9: D1-9.您配偶(或伴侶)目前(前一個工作)平均每週大約工作多少小時？

Information	[Type= continuous] [Format=numeric] [Range= 0-85] [Missing=*]
Statistics [NW/ W]	[Valid=123 /-] [Invalid=179 /-] [Mean=40.553 /-] [StdDev=15.516 /-]

v35_101: D1-10a.我們兩人之間有很多思想觀念的激發和交流。關於您與您的配偶(或伴侶), 你同不同意？

Information	[Type= discrete] [Format=numeric] [Range= 1-4] [Missing=*]
Statistics [NW/ W]	[Valid=127 /-] [Invalid=175 /-]

Value	Label	Cases	Percentage
1	非常同意	26	<div><div></div></div> 20.5%
2	同意	87	<div><div></div></div> 68.5%
3	不同意	13	<div><div></div></div> 10.2%
4	非常不同意	1	<div><div></div></div> 0.8%
Sysmiss		175	

Warning: these figures indicate the number of cases found in the data file. They cannot be interpreted as summary statistics of the population of interest.

v35_102: D1-10b.我們兩人能互相提攜、一起成長。關於您與您的配偶(或伴侶), 你同不同意？

Information	[Type= discrete] [Format=numeric] [Range= 1-4] [Missing=*]
Statistics [NW/ W]	[Valid=127 /-] [Invalid=175 /-]

Value	Label	Cases	Percentage
1	非常同意	36	<div><div></div></div> 28.3%
2	同意	84	<div><div></div></div> 66.1%
3	不同意	7	<div><div></div></div> 5.5%
4	非常不同意	0	
Sysmiss		175	














Warning: these figures indicate the number of cases found in the data file. They cannot be interpreted as summary statistics of the population of interest.



















v35_103: D1-10c.和他在一起的這段時光, 我覺得自己成長了很多。關於您與您的配偶(或伴侶), 你同不同意？

Information	[Type= discrete] [Format=numeric] [Range= 1-4] [Missing=*]
Statistics [NW/ W]	[Valid=127 /-] [Invalid=175 /-]

Value	Label	Cases	Percentage
1	非常同意	38	<div><div></div></div> 29.9%
2	同意	70	<div><div></div></div> 55.1%

# v35_103: D1-10c.和他在一起的這段時光，我覺得自己成長了很多。關於您與您配偶(或伴侶)，你同不同意？			
Value	Label	Cases	Percentage
3	不同意	19	<div><div></div></div> 15.0%
4	非常不同意	0	
Sysmiss		175	
Warning: these figures indicate the number of cases found in the data file. They cannot be interpreted as summary statistics of the population of interest.			
# v35_104: D1-10d.我覺得我們繼續下去彼此都很痛苦。關於您與您配偶(或伴侶)，你同不同意？			
Information	[Type= discrete] [Format=numeric] [Range= 1-4] [Missing=*]		
Statistics [NW/ W]	[Valid=127 /-] [Invalid=175 /-]		
Value	Label	Cases	Percentage
1	非常同意	0	
2	同意	6	<div><div></div></div> 4.7%
3	不同意	45	<div><div></div></div> 35.4%
4	非常不同意	76	<div><div></div></div> 59.8%
Sysmiss		175	
Warning: these figures indicate the number of cases found in the data file. They cannot be interpreted as summary statistics of the population of interest.			
# v35_105: D1-10e.我對他有所不滿，但彼此又不能坦誠相對。關於您與您配偶(或伴侶)，你同不同意？			
Information	[Type= discrete] [Format=numeric] [Range= 1-4] [Missing=*]		
Statistics [NW/ W]	[Valid=127 /-] [Invalid=175 /-]		
Value	Label	Cases	Percentage
1	非常同意	2	<div><div></div></div> 1.6%
2	同意	14	<div><div></div></div> 11.0%
3	不同意	60	<div><div></div></div> 47.2%
4	非常不同意	51	<div><div></div></div> 40.2%
Sysmiss		175	
Warning: these figures indicate the number of cases found in the data file. They cannot be interpreted as summary statistics of the population of interest.			
# v35_106: D1-10f.我們並不是真正很合的來，但卻仍然勉強在一起。關於您與您配偶(或伴侶)，你同不同意？			
Information	[Type= discrete] [Format=numeric] [Range= 1-4] [Missing=*]		
Statistics [NW/ W]	[Valid=127 /-] [Invalid=175 /-]		
Value	Label	Cases	Percentage
1	非常同意	1	<div><div></div></div> 0.8%
2	同意	6	<div><div></div></div> 4.7%
3	不同意	49	<div><div></div></div> 38.6%
4	非常不同意	71	<div><div></div></div> 55.9%
Sysmiss		175	
Warning: these figures indicate the number of cases found in the data file. They cannot be interpreted as summary statistics of the population of interest.			
# v35_107: D1-10g.我們可以各自參加喜歡的活動，不會限制對方的生活。關於您與您配偶(或伴侶)，你同不同意？			
Information	[Type= discrete] [Format=numeric] [Range= 1-4] [Missing=*]		
Statistics [NW/ W]	[Valid=127 /-] [Invalid=175 /-]		
Value	Label	Cases	Percentage
1	非常同意	46	<div><div></div></div> 36.2%
2	同意	61	<div><div></div></div> 48.0%
3	不同意	17	<div><div></div></div> 13.4%
4	非常不同意	3	<div><div></div></div> 2.4%

# v35_107: D1-10g.我們可以各自參加喜歡的活動，不會限制對方的生活。關於您與您配偶(或伴侶)，你同不同意？			
Value	Label	Cases	Percentage
Sysmiss		175	
Warning: these figures indicate the number of cases found in the data file. They cannot be interpreted as summary statistics of the population of interest.			
# v35_108: D1-10h.我們兩人的生活圈愈來愈小，並因此而心情時常不好。關於您與您配偶(或伴侶)，你同不同意？			
Information	[Type= discrete] [Format=numeric] [Range= 1-4] [Missing=*]		
Statistics [NW/ W]	[Valid=127 /-] [Invalid=175 /-]		
Value	Label	Cases	Percentage
1	非常同意	0	
2	同意	13	 10.2%
3	不同意	56	 44.1%
4	非常不同意	58	 45.7%
Sysmiss		175	
Warning: these figures indicate the number of cases found in the data file. They cannot be interpreted as summary statistics of the population of interest.			
# v35_109: D1-10i.我們互相尊重對方原本的個性、價值觀、信仰等。關於您與您配偶(或伴侶)，你同不同意？			
Information	[Type= discrete] [Format=numeric] [Range= 1-4] [Missing=*]		
Statistics [NW/ W]	[Valid=127 /-] [Invalid=175 /-]		
Value	Label	Cases	Percentage
1	非常同意	44	 34.6%
2	同意	75	 59.1%
3	不同意	7	 5.5%
4	非常不同意	1	 0.8%
Sysmiss		175	
Warning: these figures indicate the number of cases found in the data file. They cannot be interpreted as summary statistics of the population of interest.			
# v35_11: D1-11.您是否滿意與您配偶(或伴侶)間關係？			
Information	[Type= discrete] [Format=numeric] [Range= 1-4] [Missing=*]		
Statistics [NW/ W]	[Valid=128 /-] [Invalid=174 /-]		
Value	Label	Cases	Percentage
1	很滿意	53	 41.4%
2	滿意	69	 53.9%
3	不滿意	6	 4.7%
4	很不滿意	0	
Sysmiss		174	
Warning: these figures indicate the number of cases found in the data file. They cannot be interpreted as summary statistics of the population of interest.			
# v35_12: D1-12.您對你們之間的相處情形感到快樂嗎？			
Information	[Type= discrete] [Format=numeric] [Range= 1-4] [Missing=*]		
Statistics [NW/ W]	[Valid=128 /-] [Invalid=174 /-]		
Value	Label	Cases	Percentage
1	很快樂	53	 41.4%
2	快樂	71	 55.5%
3	不快樂	4	 3.1%
4	很不快樂	0	
Sysmiss		174	
Warning: these figures indicate the number of cases found in the data file. They cannot be interpreted as summary statistics of the population of interest.			

# v35_13: D1-13.您有小孩嗎?			
Information		[Type= discrete] [Format=numeric] [Range= 1-2] [Missing=*]	
Statistics [NW/ W]		[Valid=215 /-] [Invalid=87 /-]	
Value	Label	Cases	Percentage
1	有	58	 27.0%
2	沒有(跳答D2)	157	 73.0%
Sysmiss		87	
Warning: these figures indicate the number of cases found in the data file. They cannot be interpreted as summary statistics of the population of interest.			
# kv35_13: D1-13.你有幾個小孩			
Information		[Type= discrete] [Format=numeric] [Range= 1-3] [Missing=*]	
Statistics [NW/ W]		[Valid=58 /-] [Invalid=244 /-] [Mean=1.362 /-] [StdDev=0.552 /-]	
Value	Label	Cases	Percentage
1		39	 67.2%
2		17	 29.3%
3		2	 3.4%
Sysmiss		244	
Warning: these figures indicate the number of cases found in the data file. They cannot be interpreted as summary statistics of the population of interest.			
# v35_14: D1-14.您的第一個小孩是在哪一年出生的?			
Information		[Type= discrete] [Format=numeric] [Range= 93-105] [Missing=*]	
Statistics [NW/ W]		[Valid=58 /-] [Invalid=244 /-] [Mean=101.483 /-] [StdDev=2.842 /-]	
Value	Label	Cases	Percentage
93		1	 1.7%
94		1	 1.7%
95		1	 1.7%
96		2	 3.4%
97		2	 3.4%
98		1	 1.7%
99		2	 3.4%
100		6	 10.3%
101		9	 15.5%
102		6	 10.3%
103		10	 17.2%
104		14	 24.1%
105		3	 5.2%
Sysmiss		244	
Warning: these figures indicate the number of cases found in the data file. They cannot be interpreted as summary statistics of the population of interest.			

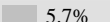




# v36_1: D2-1.街道上常有空的瓶子、碎玻璃或垃圾			
Information	[Type= discrete] [Format=numeric] [Range= 1-3] [Missing=*]		
Statistics [NW/ W]	[Valid=300 /-] [Invalid=2 /-]		
Value	Label	Cases	Percentage
1	很嚴重	14	<div><div></div></div> 4.7%
2	還算嚴重	32	<div><div></div></div> 10.7%
3	不嚴重	254	<div><div></div></div> 84.7%
Sysmiss		2	
Warning: these figures indicate the number of cases found in the data file. They cannot be interpreted as summary statistics of the population of interest.			
# v36_2: D2-2.建築物的外牆有塗鴉			
Information	[Type= discrete] [Format=numeric] [Range= 1-3] [Missing=*]		
Statistics [NW/ W]	[Valid=300 /-] [Invalid=2 /-]		
Value	Label	Cases	Percentage
1	很嚴重	6	<div><div></div></div> 2.0%
2	還算嚴重	14	<div><div></div></div> 4.7%
3	不嚴重	280	<div><div></div></div> 93.3%
Sysmiss		2	
Warning: these figures indicate the number of cases found in the data file. They cannot be interpreted as summary statistics of the population of interest.			
# v36_3: D2-3.社區中有廢棄沒有人住的空屋或店面			
Information	[Type= discrete] [Format=numeric] [Range= 1-3] [Missing=*]		
Statistics [NW/ W]	[Valid=300 /-] [Invalid=2 /-]		
Value	Label	Cases	Percentage
1	很嚴重	7	<div><div></div></div> 2.3%
2	還算嚴重	29	<div><div></div></div> 9.7%
3	不嚴重	264	<div><div></div></div> 88.0%
Sysmiss		2	
Warning: these figures indicate the number of cases found in the data file. They cannot be interpreted as summary statistics of the population of interest.			
# v36_4: D2-4.社區中的公園或公共活動空間在日間很安全			
Information	[Type= discrete] [Format=numeric] [Range= 1-4] [Missing=*]		
Statistics [NW/ W]	[Valid=300 /-] [Invalid=2 /-]		
Value	Label	Cases	Percentage
1	非常同意	117	<div><div></div></div> 39.0%
2	同意	166	<div><div></div></div> 55.3%
3	不同意	14	<div><div></div></div> 4.7%
4	非常不同意	3	<div><div></div></div> 1.0%
Sysmiss		2	
Warning: these figures indicate the number of cases found in the data file. They cannot be interpreted as summary statistics of the population of interest.			
# v36_5: D2-5.社區中的公園或公共活動空間在夜間很安全			
Information	[Type= discrete] [Format=numeric] [Range= 1-4] [Missing=*]		
Statistics [NW/ W]	[Valid=300 /-] [Invalid=2 /-]		
Value	Label	Cases	Percentage
1	非常同意	72	<div><div></div></div> 24.0%
2	同意	178	<div><div></div></div> 59.3%
3	不同意	46	<div><div></div></div> 15.3%

# v36_5: D2-5.社區中的公園或公共活動空間在夜間很安全			
Value	Label	Cases	Percentage
4	非常不同意	4	1.3%
Sysmiss		2	
Warning: these figures indicate the number of cases found in the data file. They cannot be interpreted as summary statistics of the population of interest.			
# v36_6: D2-6.整體來看，您居住的社區			
Information	[Type= discrete] [Format=numeric] [Range= 1-4] [Missing=*]		
Statistics [NW/ W]	[Valid=300 /-] [Invalid=2 /-]		
Value	Label	Cases	Percentage
1	很安全	113	37.7%
2	安全	180	60.0%
3	不安全	6	2.0%
4	很不安全	1	0.3%
Sysmiss		2	
Warning: these figures indicate the number of cases found in the data file. They cannot be interpreted as summary statistics of the population of interest.			
# v37_1: D3-1.你自己和鄰居間來往的情形大概是什麼樣?互相打招呼			
Information	[Type= discrete] [Format=numeric] [Range= 1-5] [Missing=*]		
Statistics [NW/ W]	[Valid=300 /-] [Invalid=2 /-]		
Value	Label	Cases	Percentage
1	從不	20	6.7%
2	很少	59	19.7%
3	有時	93	31.0%
4	經常	81	27.0%
5	總是	47	15.7%
Sysmiss		2	
Warning: these figures indicate the number of cases found in the data file. They cannot be interpreted as summary statistics of the population of interest.			
# v37_2: D3-2.你自己和鄰居間來往的情形大概是什麼樣?閒話家常			
Information	[Type= discrete] [Format=numeric] [Range= 1-5] [Missing=*]		
Statistics [NW/ W]	[Valid=300 /-] [Invalid=2 /-]		
Value	Label	Cases	Percentage
1	從不	70	23.3%
2	很少	134	44.7%
3	有時	77	25.7%
4	經常	15	5.0%
5	總是	4	1.3%
Sysmiss		2	
Warning: these figures indicate the number of cases found in the data file. They cannot be interpreted as summary statistics of the population of interest.			
# v37_3: D3-3.你自己和鄰居間來往的情形大概是什麼樣?談家裡的事情			
Information	[Type= discrete] [Format=numeric] [Range= 1-5] [Missing=*]		
Statistics [NW/ W]	[Valid=300 /-] [Invalid=2 /-]		
Value	Label	Cases	Percentage
1	從不	138	46.0%
2	很少	120	40.0%
3	有時	35	11.7%

# v37_3: D3-3.你自己和鄰居間來往的情形大概是什麼樣?談家裡的事情			
Value	Label	Cases	Percentage
4	經常	5	<div><div></div></div> 1.7%
5	總是	2	<div><div></div></div> 0.7%
Sysmiss		2	
Warning: these figures indicate the number of cases found in the data file. They cannot be interpreted as summary statistics of the population of interest.			
# v37_4: D3-4.你自己和鄰居間來往的情形大概是什麼樣?與鄰居相互照應			
Information	[Type= discrete] [Format=numeric] [Range= 1-5] [Missing=*]		
Statistics [NW/ W]	[Valid=300 /-] [Invalid=2 /-]		
Value	Label	Cases	Percentage
1	從不	65	<div><div></div></div> 21.7%
2	很少	112	<div><div></div></div> 37.3%
3	有時	89	<div><div></div></div> 29.7%
4	經常	27	<div><div></div></div> 9.0%
5	總是	7	<div><div></div></div> 2.3%
Sysmiss		2	
Warning: these figures indicate the number of cases found in the data file. They cannot be interpreted as summary statistics of the population of interest.			
# v37_5: D3-5.你自己和鄰居間來往的情形大概是什麼樣?分享好事情、好東西			
Information	[Type= discrete] [Format=numeric] [Range= 1-5] [Missing=*]		
Statistics [NW/ W]	[Valid=300 /-] [Invalid=2 /-]		
Value	Label	Cases	Percentage
1	從不	96	<div><div></div></div> 32.0%
2	很少	119	<div><div></div></div> 39.7%
3	有時	59	<div><div></div></div> 19.7%
4	經常	21	<div><div></div></div> 7.0%
5	總是	5	<div><div></div></div> 1.7%
Sysmiss		2	
Warning: these figures indicate the number of cases found in the data file. They cannot be interpreted as summary statistics of the population of interest.			
# v37_6: D3-6.你自己和鄰居間來往的情形大概是什麼樣?主動對鄰居表達關心			
Information	[Type= discrete] [Format=numeric] [Range= 1-5] [Missing=*]		
Statistics [NW/ W]	[Valid=300 /-] [Invalid=2 /-]		
Value	Label	Cases	Percentage
1	從不	79	<div><div></div></div> 26.3%
2	很少	125	<div><div></div></div> 41.7%
3	有時	76	<div><div></div></div> 25.3%
4	經常	13	<div><div></div></div> 4.3%
5	總是	7	<div><div></div></div> 2.3%
Sysmiss		2	
Warning: these figures indicate the number of cases found in the data file. They cannot be interpreted as summary statistics of the population of interest.			
# v38_1: D4-1.對於自己社區或周遭鄰里的看法:我覺得這裡的居民都很關心這個社區/鄰里			
Information	[Type= discrete] [Format=numeric] [Range= 1-5] [Missing=*]		
Statistics [NW/ W]	[Valid=300 /-] [Invalid=2 /-]		
Value	Label	Cases	Percentage
1	很不同意	12	<div><div></div></div> 4.0%

# v38_1: D4-1.對於自己社區或周遭鄰里的看法:我覺得這裡的居民都很關心這個社區/鄰里			
Value	Label	Cases	Percentage
2	有點不同意	40	<div><div></div></div> 13.3%
3	沒意見	148	<div><div></div></div> 49.3%
4	同意	93	<div><div></div></div> 31.0%
5	很同意	7	<div><div></div></div> 2.3%
Sysmiss		2	
Warning: these figures indicate the number of cases found in the data file. They cannot be interpreted as summary statistics of the population of interest.			
# v38_2: D4-2.對於自己社區或周遭鄰里的看法:和社區/鄰里居民的情誼，對我來說很重要			
Information	[Type= discrete] [Format=numeric] [Range= 1-5] [Missing=*]		
Statistics [NW/ W]	[Valid=300 /-] [Invalid=2 /-]		
Value	Label	Cases	Percentage
1	很不同意	20	<div><div></div></div> 6.7%
2	有點不同意	38	<div><div></div></div> 12.7%
3	沒意見	159	<div><div></div></div> 53.0%
4	同意	77	<div><div></div></div> 25.7%
5	很同意	6	<div><div></div></div> 2.0%
Sysmiss		2	
Warning: these figures indicate the number of cases found in the data file. They cannot be interpreted as summary statistics of the population of interest.			
# v38_3: D4-3.對於自己社區或周遭鄰里的看法:這個社區/鄰里的居民，是我值得相信的			
Information	[Type= discrete] [Format=numeric] [Range= 1-5] [Missing=*]		
Statistics [NW/ W]	[Valid=300 /-] [Invalid=2 /-]		
Value	Label	Cases	Percentage
1	很不同意	16	<div><div></div></div> 5.3%
2	有點不同意	36	<div><div></div></div> 12.0%
3	沒意見	157	<div><div></div></div> 52.3%
4	同意	87	<div><div></div></div> 29.0%
5	很同意	4	<div><div></div></div> 1.3%
Sysmiss		2	
Warning: these figures indicate the number of cases found in the data file. They cannot be interpreted as summary statistics of the population of interest.			
# v38_4: D4-4.對於自己社區或周遭鄰里的看法:和社區/鄰里的居民在一起時感到愉快			
Information	[Type= discrete] [Format=numeric] [Range= 1-5] [Missing=*]		
Statistics [NW/ W]	[Valid=300 /-] [Invalid=2 /-]		
Value	Label	Cases	Percentage
1	很不同意	16	<div><div></div></div> 5.3%
2	有點不同意	25	<div><div></div></div> 8.3%
3	沒意見	191	<div><div></div></div> 63.7%
4	同意	66	<div><div></div></div> 22.0%
5	很同意	2	<div><div></div></div> 0.7%
Sysmiss		2	
Warning: these figures indicate the number of cases found in the data file. They cannot be interpreted as summary statistics of the population of interest.			
# v38_5: D4-5.對於自己社區或周遭鄰里的看法:我覺得社區/鄰里的居民，在想法上都很相似			
Information	[Type= discrete] [Format=numeric] [Range= 1-5] [Missing=*]		
Statistics [NW/ W]	[Valid=300 /-] [Invalid=2 /-]		

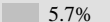




v38_5: D4-5.對於自己社區或周遭鄰里的看法:我覺得社區/鄰里的居民, 在想法上都很相似

Value	Label	Cases	Percentage
1	很不同意	17	 5.7%
2	有點不同意	53	 17.7%
3	沒意見	190	 63.3%
4	同意	37	 12.3%
5	很同意	3	 1.0%
Sysmiss		2	

Warning: these figures indicate the number of cases found in the data file. They cannot be interpreted as summary statistics of the population of interest.

v38_6: D4-6.對於自己社區或周遭鄰里的看法:我覺得對於社區/鄰里有利的事, 大家都有共同的想法






Information	[Type= discrete] [Format=numeric] [Range= 1-5] [Missing=*]
Statistics [NW/ W]	[Valid=300 /-] [Invalid=2 /-]

Value	Label	Cases	Percentage
1	很不同意	17	 5.7%
2	有點不同意	33	 11.0%
3	沒意見	177	 59.0%
4	同意	71	 23.7%
5	很同意	2	 0.7%
Sysmiss		2	

Warning: these figures indicate the number of cases found in the data file. They cannot be interpreted as summary statistics of the population of interest.

v38_7: D4-7.對於自己社區或周遭鄰里的看法:我覺得我是社區/鄰里中的一份子






Information	[Type= discrete] [Format=numeric] [Range= 1-5] [Missing=*]
Statistics [NW/ W]	[Valid=300 /-] [Invalid=2 /-]

Value	Label	Cases	Percentage
1	很不同意	13	 4.3%
2	有點不同意	17	 5.7%
3	沒意見	144	 48.0%
4	同意	115	 38.3%
5	很同意	11	 3.7%
Sysmiss		2	

Warning: these figures indicate the number of cases found in the data file. They cannot be interpreted as summary statistics of the population of interest.

v38_8: D4-8.對於自己社區或周遭鄰里的看法:這個社區/鄰里很有家的感覺

Information	[Type= discrete] [Format=numeric] [Range= 1-5] [Missing=*]
Statistics [NW/ W]	[Valid=300 /-] [Invalid=2 /-]

Value	Label	Cases	Percentage
1	很不同意	21	 7.0%
2	有點不同意	32	 10.7%
3	沒意見	144	 48.0%
4	同意	98	 32.7%
5	很同意	5	 1.7%
Sysmiss		2	

Warning: these figures indicate the number of cases found in the data file. They cannot be interpreted as summary statistics of the population of interest.

v38_9: D4-9.對於自己社區或周遭鄰里的看法:如果可以, 我想要一直住在這個社區/鄰里

Information	[Type= discrete] [Format=numeric] [Range= 1-5] [Missing=*]
-------------	--

# v38_9: D4-9.對於自己社區或周遭鄰里的看法:如果可以,我想要一直住在這個社區/鄰里			
Statistics [NW/ W]		[Valid=300 /-] [Invalid=2 /-]	
Value	Label	Cases	Percentage
1	很不同意	13	<div><div></div></div> 4.3%
2	有點不同意	31	<div><div></div></div> 10.3%
3	沒意見	128	<div><div></div></div> 42.7%
4	同意	105	<div><div></div></div> 35.0%
5	很同意	23	<div><div></div></div> 7.7%
Sysmiss		2	
Warning: these figures indicate the number of cases found in the data file. They cannot be interpreted as summary statistics of the population of interest.			
# v39_1: D5-1.您父親現在大部分和誰居住:			
Information		[Type= discrete] [Format=numeric] [Range= 1-9] [Missing=*]	
Statistics [NW/ W]		[Valid=291 /-] [Invalid=11 /-]	
Value	Label	Cases	Percentage
1	您本人	91	<div><div></div></div> 31.3%
2	父母已婚兒子	11	<div><div></div></div> 3.8%
3	父母已婚女兒	0	
4	父母未婚子女	42	<div><div></div></div> 14.4%
5	父母親同住	93	<div><div></div></div> 32.0%
6	父母親自己一人住	10	<div><div></div></div> 3.4%
7	住老人院等機構	1	<div><div></div></div> 0.3%
8	已去世	36	<div><div></div></div> 12.4%
9	其他	7	<div><div></div></div> 2.4%
Sysmiss		11	
Warning: these figures indicate the number of cases found in the data file. They cannot be interpreted as summary statistics of the population of interest.			
# kv39_1: D5-1.您父親現在大部分和誰居住: 其他			
Information		[Type= discrete] [Format=character] [Missing=*]	
Statistics [NW/ W]		[Valid=9 /-] [Invalid=0 /-]	
Value	Label	Cases	Percentage
兄弟同住		1	<div><div></div></div> 11.1%
全家人同住		1	<div><div></div></div> 11.1%
朋友		1	<div><div></div></div> 11.1%
未知		1	<div><div></div></div> 11.1%
沒往來		1	<div><div></div></div> 11.1%
父母離婚後		1	<div><div></div></div> 11.1%
獨居		1	<div><div></div></div> 11.1%
自小離異, 不 與祖父母同住		1	<div><div></div></div> 11.1%
1		1	<div><div></div></div> 11.1%
Warning: these figures indicate the number of cases found in the data file. They cannot be interpreted as summary statistics of the population of interest.			
# v39_2: D5-2.您母親現在大部分和誰居住:			
Information		[Type= discrete] [Format=numeric] [Range= 1-9] [Missing=*]	
Statistics [NW/ W]		[Valid=298 /-] [Invalid=4 /-]	
Value	Label	Cases	Percentage
1	您本人	120	<div><div></div></div> 40.3%
2	父母已婚兒子	12	<div><div></div></div> 4.0%

# v39_2: D5-2.您母親現在大部分和誰居住：				
Value	Label	Cases	Percentage	
3	父母已婚女兒	1	<div><div></div></div>	0.3%
4	父母未婚子女	51	<div><div></div></div>	17.1%
5	父母親同住	91	<div><div></div></div>	30.5%
6	父母親自己一人住	8	<div><div></div></div>	2.7%
7	住老人院等機構	0		
8	已去世	8	<div><div></div></div>	2.7%
9	其他	7	<div><div></div></div>	2.3%
Sysmiss		4		
Warning: these figures indicate the number of cases found in the data file. They cannot be interpreted as summary statistics of the population of interest.				
# kv39_2: D5-2.您母親現在大部分和誰居住：其他				
Information		[Type= discrete] [Format=character] [Missing=*]		
Statistics [NW/ W]		[Valid=7 /-] [Invalid=0 /-]		
Value	Label	Cases	Percentage	
不知行蹤		1	<div><div></div></div>	14.3%
全家人同住		1	<div><div></div></div>	14.3%
奶奶		1	<div><div></div></div>	14.3%
朋友		1	<div><div></div></div>	14.3%
自己		1	<div><div></div></div>	14.3%
自己父母		1	<div><div></div></div>	14.3%
離婚		1	<div><div></div></div>	14.3%
Warning: these figures indicate the number of cases found in the data file. They cannot be interpreted as summary statistics of the population of interest.				
# v39_3: D5-3.您配偶(或伴侶)父親現在大部分和誰居住：				
Information		[Type= discrete] [Format=numeric] [Range= 1-9] [Missing=*]		
Statistics [NW/ W]		[Valid=122 /-] [Invalid=180 /-]		
Value	Label	Cases	Percentage	
1	您本人	7	<div><div></div></div>	5.7%
2	父母已婚兒子	8	<div><div></div></div>	6.6%
3	父母已婚女兒	1	<div><div></div></div>	0.8%
4	父母未婚子女	15	<div><div></div></div>	12.3%
5	父母親同住	59	<div><div></div></div>	48.4%
6	父母親自己一人住	7	<div><div></div></div>	5.7%
7	住老人院等機構	1	<div><div></div></div>	0.8%
8	已去世	17	<div><div></div></div>	13.9%
9	其他	7	<div><div></div></div>	5.7%
Sysmiss		180		
Warning: these figures indicate the number of cases found in the data file. They cannot be interpreted as summary statistics of the population of interest.				
# kv39_3: D5-3.您配偶(或伴侶)父親現在大部分和誰居住：其他				
Information		[Type= discrete] [Format=character] [Missing=*]		
Statistics [NW/ W]		[Valid=5 /-] [Invalid=0 /-]		
Value	Label	Cases	Percentage	
單親		1	<div><div></div></div>	20.0%
已離異		1	<div><div></div></div>	20.0%
繼母		1	<div><div></div></div>	20.0%

# kv39_3: D5-3.您配偶(或伴侶)父親現在大部分和誰居住: 其他			
Value	Label	Cases	Percentage
配偶		1	<div></div> 20.0%
離婚和女友同		1	<div></div> 20.0%
Warning: these figures indicate the number of cases found in the data file. They cannot be interpreted as summary statistics of the population of interest.			
# v39_4: D5-4.您配偶(或伴侶)母親現在大部分和誰居住:			
Information	[Type= discrete] [Format=numeric] [Range= 1-9] [Missing=*]		
Statistics [NW/ W]	[Valid=126 /-] [Invalid=176 /-]		
Value	Label	Cases	Percentage
1	您本人	8	<div></div> 6.3%
2	父母已婚兒子	14	<div></div> 11.1%
3	父母已婚女兒	1	<div></div> 0.8%
4	父母未婚子女	23	<div></div> 18.3%
5	父母親同住	58	<div></div> 46.0%
6	父母親自己一人住	13	<div></div> 10.3%
7	住老人院等機構	0	
8	已去世	4	<div></div> 3.2%
9	其他	5	<div></div> 4.0%
Sysmiss		176	
Warning: these figures indicate the number of cases found in the data file. They cannot be interpreted as summary statistics of the population of interest.			
# kv39_4: D5-4.您配偶(或伴侶)母親現在大部分和誰居住: 其他			
Information	[Type= discrete] [Format=character] [Missing=*]		
Statistics [NW/ W]	[Valid=5 /-] [Invalid=0 /-]		
Value	Label	Cases	Percentage
再婚有新家庭		1	<div></div> 20.0%
單親		1	<div></div> 20.0%
繼父		1	<div></div> 20.0%
與現任老公		1	<div></div> 20.0%
配偶		1	<div></div> 20.0%
Warning: these figures indicate the number of cases found in the data file. They cannot be interpreted as summary statistics of the population of interest.			