

台灣 (Taiwan, ROC)

王中儀

台灣地區不孕症患者壓力、憂鬱傾向與精神疾病病發之結構方程模式、存活分析及資料探勘

**Study Documentation**

June 9, 2017

# Metadata Production

Metadata Producer(s)	學術調查研究資料庫(Survey Research Data Archive) (SRDA) , 中央研究院人社中心調查研究 專題中心 , DDI文件製作
Production Date	June 7, 2017
Version	2.0版, 參考IHSN Nesstar Template修改
Identification	E10047

# Table of Contents

<a href="#">Overview.....</a>	<a href="#">4</a>
<a href="#">Scope &amp; Coverage.....</a>	<a href="#">4</a>
<a href="#">Producers &amp; Sponsors.....</a>	<a href="#">4</a>
<a href="#">Data Collection.....</a>	<a href="#">4</a>
<a href="#">Data Processing &amp; Appraisal.....</a>	<a href="#">4</a>
<a href="#">Accessibility.....</a>	<a href="#">5</a>
<a href="#">Files Description.....</a>	<a href="#">6</a>
<a href="#">data.....</a>	<a href="#">6</a>
<a href="#">Variables Group(s).....</a>	<a href="#">7</a>
<a href="#">樣本編號.....</a>	<a href="#">7</a>
<a href="#">第一部分：基本資料.....</a>	<a href="#">7</a>
<a href="#">第二部分：不孕疾病狀況.....</a>	<a href="#">9</a>
<a href="#">第三部分：不孕症病患疾病認知、社會支持、壓力與情緒反應調查問卷.....</a>	<a href="#">9</a>
<a href="#">Variables Description.....</a>	<a href="#">14</a>
<a href="#">data.....</a>	<a href="#">15</a>

# 台灣地區不孕症患者壓力、憂鬱傾向與精神疾病病發之結構方程模式、存活分析及資料探勘

## *A Study on Stress, Depression Tendency, and Mental Disorders among Infertility Patients in Taiwan Using Structural Equation Modeling, Survival Analysis, and Data Mining*

Overview	
Type	無
Identification	E10047
Version	Production Date: 2017-06-07
<b>Abstract</b> 本研究的目的共有三項：(一)驗證不孕患者壓力因子、壓力程度與憂鬱、焦慮之測量與結構模式(二)估計在不同風險因子下，不孕者出現精神疾病之相對風險(三)探索不孕症及之後出現精神疾病之潛在風險因子。其研究方法為以自編結構式問卷及現存之醫院焦慮憂鬱量表(HADS)於北中南3家醫療院所不孕門診招募病患400位，進行橫斷面調查，接著利用AMOS17結構方程模式(SEM)分析不孕症者之疾病認知、社會支持、各壓力因子、壓力程度與焦慮、憂鬱間之結構模式，評估初始模式進而驗證修改後模式。共計回收有效樣本數為400份。	
Kind of Data	抽樣調查資料 (Sample survey data)
Unit of Analysis	個人

Scope & Coverage	
Time Period(s)	2010-2011
Countries	台灣 (Taiwan, ROC)
<b>Geographic Coverage</b> 台灣地區	
<b>Universe</b> 北、中、南三區至醫學中心及區域醫院就診之不孕症患者	

Producers & Sponsors	
Primary Investigator(s)	王中儀
Other Producer(s)	中國醫藥大學醫務管理學系

Data Collection	
Data Collection Dates	start 2010-12-01 end 2011-03-31
Time Period(s)	start 2011-08-01 end 2013-07-31
Data Collection Mode	面對面訪問 (Face-to-face Interviews)

Data Processing & Appraisal	
<b>Data Editing</b>	

中央研究院人文社會科學研究中心調查研究專題中心所進行的資料整理方式，為不合理值檢核。

<b>Accessibility</b>	
<b>Contact(s)</b>	學術調查研究資料庫(Survey Research Data Archive) (中央研究院人社中心調查研究專題中心), <a href="https://srda.sinica.edu.tw">https://srda.sinica.edu.tw</a> , <a href="mailto:srda@gate.sinica.edu.tw">srda@gate.sinica.edu.tw</a>
<b>Distributor(s)</b>	學術調查研究資料庫(Survey Research Data Archive)
<b>Depositor(s)</b>	中國醫藥大學醫務管理學系
<b><u>Access Conditions</u></b>	
會員版(一般會員、院內會員)--直接下載	

# Files Description

Dataset contains 1 file(s)

data	
# Cases	400
# Variable(s)	125

# Variables Group(s)

Dataset contains 4 group(s)

Group 樣本編號							
#	Name	Label	Type	Format	Valid	Invalid	Question
1	id	樣本編號	continuous	numeric-3.0	400	0	-

Group 第一部分：基本資料							
#	Name	Label	Type	Format	Valid	Invalid	Question
1	a1	(基本資料)1.性別	discrete	numeric-1.0	400	0	-
2	a2	(基本資料)2.年齡	discrete	numeric-1.0	400	0	-
3	a3	(基本資料)3.教育程度	discrete	numeric-1.0	400	0	-
4	a4	(基本資料)4.職業類別	discrete	numeric-1.0	400	0	-
5	a5	(基本資料)5.平均家庭月收入	discrete	numeric-1.0	397	3	-
6	a6	(基本資料)6.結婚年數—年	continuous	numeric-4.1	400	0	-
7	a7_1	(基本資料)7.現有子女數(含領養子女數):__男	discrete	numeric-1.0	400	0	-
8	a7_2	(基本資料)7.現有子女數(含領養子女數):__女	discrete	numeric-1.0	400	0	-
9	a8_1	(基本資料)8.生育觀念(複選):傳宗接代	discrete	numeric-1.0	400	0	-
10	a8_2	(基本資料)8.生育觀念(複選):重男輕女	discrete	numeric-1.0	400	0	-
11	a8_3	(基本資料)8.生育觀念(複選):養兒防老	discrete	numeric-1.0	400	0	-
12	a8_4	(基本資料)8.生育觀念(複選):多子多孫多福氣	discrete	numeric-1.0	400	0	-
13	a8_5	(基本資料)8.生育觀念(複選):三代同堂的期望	discrete	numeric-1.0	400	0	-
14	a8_6	(基本資料)8.生育觀念(複選):不孝有三，無後為大	discrete	numeric-1.0	400	0	-
15	a8_7	(基本資料)8.生育觀念(複選):想要有自己的小孩	discrete	numeric-1.0	400	0	-
16	a8_8	(基本資料)8.生育觀念(複選):以上皆非	discrete	numeric-1.0	400	0	-
17	a9	(基本資料)9.您自覺健康狀況	discrete	numeric-1.0	400	0	-
18	a10_1	(基本資料)10.您最近一年內有以下身體之狀況(複選):高血壓	discrete	numeric-1.0	398	2	-
19	a10_2	(基本資料)10.您最近一年內有以下身體之狀況(複選):心臟病	discrete	numeric-1.0	400	0	-
20	a10_3	(基本資料)10.您最近一年內有以下身體之狀況(複選):糖尿病	discrete	numeric-1.0	400	0	-

#	Name	Label	Type	Format	Valid	Invalid	Question
21	a10_4	(基本資料)10. 您最近一年內有以下身體之狀況(複選):慢性關節疼痛	discrete	numeric-1.0	400	0	-
22	a10_5	(基本資料)10. 您最近一年內有以下身體之狀況(複選):肝病	discrete	numeric-1.0	400	0	-
23	a10_6	(基本資料)10. 您最近一年內有以下身體之狀況(複選):腸胃疾病	discrete	numeric-1.0	400	0	-
24	a10_7	(基本資料)10. 您最近一年內有以下身體之狀況(複選):氣喘	discrete	numeric-1.0	400	0	-
25	a10_8	(基本資料)10. 您最近一年內有以下身體之狀況(複選):腎臟病	discrete	numeric-1.0	400	0	-
26	a10_9	(基本資料)10. 您最近一年內有以下身體之狀況(複選):高血脂	discrete	numeric-1.0	400	0	-
27	a10_10	(基本資料)10. 您最近一年內有以下身體之狀況(複選):其他	discrete	numeric-1.0	400	0	-
28	a10_11	(基本資料)10. 您最近一年內有以下身體之狀況(複選):均無不適	discrete	numeric-1.0	400	0	-
29	a11_1	(基本資料)11. 您最近一年內有以下心理之狀況(複選):疲倦	discrete	numeric-1.0	400	0	-
30	a11_2	(基本資料)11. 您最近一年內有以下心理之狀況(複選):睡眠不足	discrete	numeric-1.0	400	0	-
31	a11_3	(基本資料)11. 您最近一年內有以下心理之狀況(複選):睡眠不安穩	discrete	numeric-1.0	400	0	-
32	a11_4	(基本資料)11. 您最近一年內有以下心理之狀況(複選):失眠	discrete	numeric-1.0	400	0	-
33	a11_5	(基本資料)11. 您最近一年內有以下心理之狀況(複選):挫折感	discrete	numeric-1.0	400	0	-
34	a11_6	(基本資料)11. 您最近一年內有以下心理之狀況(複選):容易忘記事情	discrete	numeric-1.0	400	0	-
35	a11_7	(基本資料)11. 您最近一年內有以下心理之狀況(複選):焦慮	discrete	numeric-1.0	400	0	-
36	a11_8	(基本資料)11. 您最近一年內有以下心理之狀況(複選):緊張	discrete	numeric-1.0	400	0	-
37	a11_9	(基本資料)11. 您最近一年內有以下心理之狀況(複選):無力感	discrete	numeric-1.0	400	0	-
38	a11_10	(基本資料)11. 您最近一年內有以下心理之狀況(複選):暴躁易怒	discrete	numeric-1.0	399	1	-

#	Name	Label	Type	Format	Valid	Invalid	Question
39	a11_11	(基本資料)11.您最近一年內有以下心理之狀況(複選):其他	discrete	numeric-1.0	400	0	-
40	a11_12	(基本資料)11.您最近一年內有以下心理之狀況(複選):無	discrete	numeric-1.0	399	1	-
41	a12_1	(基本資料)12.您是否有以下的生活習慣(複選):抽煙	discrete	numeric-1.0	400	0	-
42	a12_2	(基本資料)12.您是否有以下的生活習慣(複選):喝酒	discrete	numeric-1.0	400	0	-
43	a12_3	(基本資料)12.您是否有以下的生活習慣(複選):嚼檳榔	discrete	numeric-1.0	400	0	-
44	a12_4	(基本資料)12.您是否有以下的生活習慣(複選):可樂	discrete	numeric-1.0	400	0	-
45	a12_5	(基本資料)12.您是否有以下的生活習慣(複選):咖啡	discrete	numeric-1.0	400	0	-
46	a12_6	(基本資料)12.您是否有以下的生活習慣(複選):運動習慣	discrete	numeric-1.0	399	1	-
47	a12_7	(基本資料)12.您是否有以下的生活習慣(複選):其他	discrete	numeric-1.0	400	0	-
48	a12_8	(基本資料)12.您是否有以下的生活習慣(複選):無	discrete	numeric-1.0	400	0	-
49	a13_1	(基本資料)13.目前固定用藥習慣:不孕症	discrete	numeric-1.0	400	0	-
50	a13_2	(基本資料)13.目前固定用藥習慣:非不孕症	discrete	numeric-1.0	400	0	-
51	a13_3	(基本資料)13.目前固定用藥習慣:其他	discrete	numeric-1.0	400	0	-
52	a13_4	(基本資料)13.目前固定用藥習慣:無	discrete	numeric-1.0	400	0	-

**Group 第二部分：不孕疾病狀況**

#	Name	Label	Type	Format	Valid	Invalid	Question
1	b1	(不孕症疾病狀況)1.目前受孕技術	discrete	numeric-1.0	400	0	-
2	b2	(不孕症疾病狀況)2.不孕年數	discrete	character-3	400	0	-
3	b3	(不孕症疾病狀況)3.接受人工生殖治療總月數	discrete	character-2	400	0	-
4	b4	(不孕症疾病狀況)4.接受人工生殖治療總次數	discrete	character-1	400	0	-
5	b5	(不孕症疾病狀況)5.接受試管嬰兒總次數	discrete	character-2	400	0	-
6	b6	(不孕症疾病狀況)6.您在診斷為不孕症後,是否曾至心理或精神門診就醫	discrete	numeric-1.0	400	0	-

**Group 第三部分：不孕症病患疾病認知、社會支持、壓力與情緒反應調查問卷**

#	Name	Label	Type	Format	Valid	Invalid	Question
1	c1	(疾病認知)1.我認為我的疾病會持續很長一段時間	discrete	numeric-1.0	399	1	-
2	c2	(疾病認知)2.我覺得治療能控制住我的病情,對疾病有所幫助	discrete	numeric-1.0	399	1	-
3	c3	(疾病認知)3.我關切我的疾病	discrete	numeric-1.0	400	0	-
4	c4	(疾病認知)4.我的疾病對我的生活有很大的影響	discrete	numeric-1.0	400	0	-
5	c5	(疾病認知)5.我覺得我瞭解我的疾病目前的狀況	discrete	numeric-1.0	400	0	-
6	d1	(治療認知)1.目前所接受的不孕症療程類型	discrete	numeric-1.0	400	0	-
7	d2	(治療認知)2.接受不孕症治療所服用藥物的種類,作用,副作用與用法	discrete	numeric-1.0	400	0	-
8	d3	(治療認知)3.接受不孕症治療的懷孕機率	discrete	numeric-1.0	400	0	-
9	d4	(治療認知)4.尋求有關不孕症治療資訊的管道	discrete	numeric-1.0	400	0	-
10	e1	(社會因子)1.當我被提及小孩的問題時,並不會為難我	discrete	numeric-1.0	399	1	-
11	e2	(社會因子)2.家庭成員對我們態度並無差別對待	discrete	numeric-1.0	400	0	-
12	e3	(社會因子)3.家庭聚餐讓我感到為難	discrete	numeric-1.0	400	0	-
13	e4	(社會因子)4.我會與已有小孩的朋友做比較	discrete	numeric-1.0	400	0	-
14	e5	(社會因子)5.我覺得很難花時間與已有小孩的朋友一同相處	discrete	numeric-1.0	400	0	-
15	e6	(社會因子)6.當別人在談論他們的小孩並不會讓我感到困擾	discrete	numeric-1.0	400	0	-
16	f1	(婚姻因子)1.我的伴侶不瞭解生育問題影響著我	discrete	numeric-1.0	400	0	-
17	f2	(婚姻因子)2.我不能讓我的伴侶知道我的感受,因為這會讓他感到沮喪	discrete	numeric-1.0	400	0	-
18	f3	(婚姻因子)3.我和我的伴侶一起面對.處理不孕問題	discrete	numeric-1.0	400	0	-
19	f4	(婚姻因子)4.我無法想像我們會因為不孕問題而分開	discrete	numeric-1.0	400	0	-
20	f5	(婚姻因子)5.我們嘗試著討論我們不孕的問題,但導致我們爭吵	discrete	numeric-1.0	400	0	-
21	f6	(婚姻因子)6.因為不孕,我擔心我的伴侶會因此與我疏遠	discrete	numeric-1.0	400	0	-

#	Name	Label	Type	Format	Valid	Invalid	Question
22	g1	(小孩的重要性)1.對我來說,能有一個小孩是很重要的	discrete	numeric-1.0	399	1	-
23	g2	(小孩的重要性)2.對我來說,很難想像沒有小孩的生活	discrete	numeric-1.0	400	0	-
24	g3	(小孩的重要性)3.為人父母是人們最重要的事情	discrete	numeric-1.0	400	0	-
25	g4	(小孩的重要性)4.我的婚姻需要一個孩子(或是另一個孩子)	discrete	numeric-1.0	400	0	-
26	g5	(小孩的重要性)5.直到有一小孩,才會覺得自己是成人了	discrete	numeric-1.0	400	0	-
27	g6	(小孩的重要性)6.沒有小孩的未來讓我感到驚恐	discrete	numeric-1.0	400	0	-
28	h1	(自尊/自我心象)1.雖然生育障礙,但我自認做事的能力並無改變	discrete	numeric-1.0	400	0	-
29	h2	(自尊/自我心象)2.雖有生育障礙,但我自認魅力仍如以前(魅力依舊)	discrete	numeric-1.0	400	0	-
30	h3	(自尊/自我心象)3.雖然不能生個小孩,我覺得自己仍是有價值的	discrete	numeric-1.0	400	0	-
31	h4	(自尊/自我心象)4.由於不能有一個小孩,我覺得我的女性/男性特質少了很多	discrete	numeric-1.0	400	0	-
32	h5	(自尊/自我心象)5.不能生育小孩,讓我感到身體方面的無能	discrete	numeric-1.0	400	0	-
33	i1	(罪惡與自責)1.因為不能生育,使我覺得有罪惡感	discrete	numeric-1.0	400	0	-
34	i2	(罪惡與自責)2.我懷疑因為我以前做了什麼事,導致我們不能生育	discrete	numeric-1.0	400	0	-
35	i3	(罪惡與自責)3.我的配偶讓我對我們的不能生育有罪惡感	discrete	numeric-1.0	400	0	-
36	i4	(罪惡與自責)4.不能生育使我覺得受到懲罰	discrete	numeric-1.0	400	0	-
37	j1	(社會支持)1.有人可以聽我訴說感覺或情緒	discrete	numeric-1.0	400	0	-
38	j2	(社會支持)2.有人關心我的身體健康情況	discrete	numeric-1.0	399	1	-
39	j3	(社會支持)3.不如意時,有人會安慰我陪我度過困難	discrete	numeric-1.0	400	0	-
40	j4	(社會支持)4.關於不孕症的治療,有人會提供我意見或勸告	discrete	numeric-1.0	398	2	-
41	j5	(社會支持)5.有人可以陪我從事我喜歡的活動	discrete	numeric-1.0	400	0	-

#	Name	Label	Type	Format	Valid	Invalid	Question
42	j6	(社會支持)6. 當我需要經濟支援時, 有人可以提供或借錢給我	discrete	numeric-1.0	400	0	-
43	k1	(問題因應)1. 我嘗試藉由閱讀書籍、報章雜誌或大眾媒體, 進而分析情況而瞭解更多?	discrete	numeric-1.0	400	0	-
44	k2	(問題因應)2. 有人可以讓 我詢問意見	discrete	numeric-1.0	400	0	-
45	l1	(生活品質)1. 對我的整體生活而言, 生活滿意程度為?	discrete	numeric-1.0	399	1	-
46	l2	(生活品質)2. 這幾天, 我覺得快樂滿意程度為?	discrete	numeric-1.0	400	0	-
47	m1	(壓力感受)1. 在過去一個月內, 我經常會因為一些突發的事情, 而讓心情變得不好?	discrete	numeric-1.0	400	0	-
48	m2	(壓力感受)2. 在過去一個月內, 我經常會覺得您沒有辦法控制生活裡一些重要的事情?	discrete	numeric-1.0	400	0	-
49	m3	(壓力感受)3. 在過去一個月內, 我經常會覺得緊張而且有壓力?	discrete	numeric-1.0	400	0	-
50	m4	(壓力感受)4. 在過去一個月內, 我經常會覺得一切的事情都很順心如意(如您的意)?	discrete	numeric-1.0	400	0	-
51	m5	(壓力感受)5. 在過去一個月內, 我經常覺得困難已經堆積如山(太多)讓您無法克服(解決)?	discrete	numeric-1.0	400	0	-
52	m6	(壓力感受)6. 在過去一個月內, 對於生活中一些容易惹人生氣的小事情, 我經常能夠控制得宜?	discrete	numeric-1.0	400	0	-
53	HADS1	(醫院焦慮與憂鬱量表)1. 我會覺得緊張或精神緊繃	discrete	numeric-1.0	400	0	-
54	HADS2	(醫院焦慮與憂鬱量表)2. 我仍喜歡我過去所喜歡的事物	discrete	numeric-1.0	400	0	-
55	HADS3	(醫院焦慮與憂鬱量表)3. 我有一種可怕的感覺, 好像有什麼不好的事情即將發生	discrete	numeric-1.0	399	1	-
56	HADS4	(醫院焦慮與憂鬱量表)4. 我可以大笑並感受到事情有趣的一面	discrete	numeric-1.0	400	0	-
57	HADS5	(醫院焦慮與憂鬱量表)5. 我心裡有些擔憂的想法	discrete	numeric-1.0	400	0	-
58	HADS6	(醫院焦慮與憂鬱量表)6. 我覺得開心或愉快	discrete	numeric-1.0	399	1	-
59	HADS7	(醫院焦慮與憂鬱量表)7. 我可以舒服的坐著且覺得放鬆	discrete	numeric-1.0	400	0	-

#	Name	Label	Type	Format	Valid	Invalid	Question
60	HADS8	(醫院焦慮與憂鬱量表)8. 我覺得自己好像慢下來	discrete	numeric-1.0	400	0	-
61	HADS9	(醫院焦慮與憂鬱量表)9. 我有一種可怕的感覺,好像 為裡有東西在動	discrete	numeric-1.0	400	0	-
62	HADS10	(醫院焦慮與憂鬱量表)10. 我已不再關心自己的外表	discrete	numeric-1.0	400	0	-
63	HADS11	(醫院焦慮與憂鬱量表)11. 我覺得坐立難安,好像我非 得不停地動不可	discrete	numeric-1.0	400	0	-
64	HADS12	(醫院焦慮與憂鬱量表)12. 我對事情感到期待	discrete	numeric-1.0	399	1	-
65	HADS13	(醫院焦慮與憂鬱量表)13. 我會突然覺得恐慌	discrete	numeric-1.0	400	0	-
66	HADS14	(醫院焦慮與憂鬱量表)14. 我可以欣賞或投入於一本 好書或好的廣播(電視節 目)	discrete	numeric-1.0	400	0	-

# Variables Description

**Dataset contains 125 variable(s)**

File : data			
# id: 樣本編號			
Information		[Type= continuous] [Format=numeric] [Range= 1-400] [Missing=*]	
Statistics [NW/ W]		[Valid=400 /-] [Invalid=0 /-] [Mean=200.5 /-] [StdDev=115.614 /-]	
# a1: ( 基本資料)1. 性別			
Information		[Type= discrete] [Format=numeric] [Range= 0-1] [Missing=*]	
Statistics [NW/ W]		[Valid=400 /-] [Invalid=0 /-]	
Value	Label	Cases	Percentage
0	女	376	<div></div> 94.0%
1	男	24	<div></div> 6.0%
Warning: these figures indicate the number of cases found in the data file. They cannot be interpreted as summary statistics of the population of interest.			
# a2: ( 基本資料)2. 年齡			
Information		[Type= discrete] [Format=numeric] [Range= 1-5] [Missing=*]	
Statistics [NW/ W]		[Valid=400 /-] [Invalid=0 /-]	
Value	Label	Cases	Percentage
1	25~30歲	42	<div></div> 10.5%
2	31~35歲	177	<div></div> 44.2%
3	36~40歲	126	<div></div> 31.5%
4	41~45歲	53	<div></div> 13.2%
5	46~50歲	2	<div></div> 0.5%
Warning: these figures indicate the number of cases found in the data file. They cannot be interpreted as summary statistics of the population of interest.			
# a3: ( 基本資料)3. 教育程度			
Information		[Type= discrete] [Format=numeric] [Range= 1-6] [Missing=*]	
Statistics [NW/ W]		[Valid=400 /-] [Invalid=0 /-]	
Value	Label	Cases	Percentage
1	未受正式教育	0	
2	小學畢業	2	<div></div> 0.5%
3	國中畢業	3	<div></div> 0.8%
4	高中、職畢業	54	<div></div> 13.5%
5	大學及專科、師範院校或技術學院畢業	277	<div></div> 69.2%
6	研究所畢業	64	<div></div> 16.0%
Warning: these figures indicate the number of cases found in the data file. They cannot be interpreted as summary statistics of the population of interest.			
# a4: ( 基本資料)4. 職業類別			
Information		[Type= discrete] [Format=numeric] [Range= 1-6] [Missing=*]	
Statistics [NW/ W]		[Valid=400 /-] [Invalid=0 /-]	
Value	Label	Cases	Percentage
1	?	69	<div></div> 17.2%
2	?	48	<div></div> 12.0%
3	?	180	<div></div> 45.0%
4	?	82	<div></div> 20.5%
5	?	18	<div></div> 4.5%
6	其他	3	<div></div> 0.8%
Warning: these figures indicate the number of cases found in the data file. They cannot be interpreted as summary statistics of the population of interest.			

File : data			
# a5: (基本資料)5. 平均家庭月收入			
Information		[Type= discrete] [Format=numeric] [Range= 1-6] [Missing=*]	
Statistics [NW/ W]		[Valid=397 /-] [Invalid=3 /-]	
Value	Label	Cases	Percentage
1	40,000元以下	41	<div><div></div></div> 10.3%
2	40,001~60,000元	52	<div><div></div></div> 13.1%
3	60,001~80,000元	88	<div><div></div></div> 22.2%
4	80,001~100,000元	89	<div><div></div></div> 22.4%
5	100,001~120,000元	59	<div><div></div></div> 14.9%
6	120,001元以上	68	<div><div></div></div> 17.1%
Sysmiss		3	
Warning: these figures indicate the number of cases found in the data file. They cannot be interpreted as summary statistics of the population of interest.			
# a6: (基本資料)6. 結婚年數__年			
Information		[Type= continuous] [Format=numeric] [Range= 0-20] [Missing=*]	
Statistics [NW/ W]		[Valid=400 /-] [Invalid=0 /-] [Mean=4.76 /-] [StdDev=3.151 /-]	
# a7_1: (基本資料)7. 現有子女數(含領養子女數):__男			
Information		[Type= discrete] [Format=numeric] [Range= 0-1] [Missing=*]	
Statistics [NW/ W]		[Valid=400 /-] [Invalid=0 /-]	
Value	Label	Cases	Percentage
0		386	<div><div></div></div> 96.5%
1		14	<div><div></div></div> 3.5%
Warning: these figures indicate the number of cases found in the data file. They cannot be interpreted as summary statistics of the population of interest.			
# a7_2: (基本資料)7. 現有子女數(含領養子女數):__女			
Information		[Type= discrete] [Format=numeric] [Range= 0-3] [Missing=*]	
Statistics [NW/ W]		[Valid=400 /-] [Invalid=0 /-]	
Value	Label	Cases	Percentage
0		377	<div><div></div></div> 94.2%
1		19	<div><div></div></div> 4.8%
2		3	<div><div></div></div> 0.8%
3		1	<div><div></div></div> 0.2%
Warning: these figures indicate the number of cases found in the data file. They cannot be interpreted as summary statistics of the population of interest.			
# a8_1: (基本資料)8. 生育觀念(複選):傳宗接代			
Information		[Type= discrete] [Format=numeric] [Range= 0-1] [Missing=*]	
Statistics [NW/ W]		[Valid=400 /-] [Invalid=0 /-]	
Value	Label	Cases	Percentage
0	否	278	<div><div></div></div> 69.5%
1	是	122	<div><div></div></div> 30.5%
Warning: these figures indicate the number of cases found in the data file. They cannot be interpreted as summary statistics of the population of interest.			
# a8_2: (基本資料)8. 生育觀念(複選):重男輕女			
Information		[Type= discrete] [Format=numeric] [Range= 0-1] [Missing=*]	
Statistics [NW/ W]		[Valid=400 /-] [Invalid=0 /-]	

## File : data

### # a8\_2: (基本資料)8.生育觀念(複選):重男輕女

Value	Label	Cases	Percentage
0	否	362	<div><div></div></div> 90.5%
1	是	38	<div><div></div></div> 9.5%

Warning: these figures indicate the number of cases found in the data file. They cannot be interpreted as summary statistics of the population of interest.

### # a8\_3: (基本資料)8.生育觀念(複選):養兒防老

Information	[Type= discrete] [Format=numeric] [Range= 0-1] [Missing=*]
Statistics [NW/ W]	[Valid=400 /-] [Invalid=0 /-]

Value	Label	Cases	Percentage
0	否	373	<div><div></div></div> 93.2%
1	是	27	<div><div></div></div> 6.8%

Warning: these figures indicate the number of cases found in the data file. They cannot be interpreted as summary statistics of the population of interest.

### # a8\_4: (基本資料)8.生育觀念(複選):多子多孫多福氣

Information	[Type= discrete] [Format=numeric] [Range= 0-1] [Missing=*]
Statistics [NW/ W]	[Valid=400 /-] [Invalid=0 /-]

Value	Label	Cases	Percentage
0	否	368	<div><div></div></div> 92.0%
1	是	32	<div><div></div></div> 8.0%

Warning: these figures indicate the number of cases found in the data file. They cannot be interpreted as summary statistics of the population of interest.

### # a8\_5: (基本資料)8.生育觀念(複選):三代同堂的期望

Information	[Type= discrete] [Format=numeric] [Range= 0-1] [Missing=*]
Statistics [NW/ W]	[Valid=400 /-] [Invalid=0 /-]

Value	Label	Cases	Percentage
0	否	378	<div><div></div></div> 94.5%
1	是	22	<div><div></div></div> 5.5%

Warning: these figures indicate the number of cases found in the data file. They cannot be interpreted as summary statistics of the population of interest.

### # a8\_6: (基本資料)8.生育觀念(複選):不孝有三，無後為大

Information	[Type= discrete] [Format=numeric] [Range= 0-1] [Missing=*]
Statistics [NW/ W]	[Valid=400 /-] [Invalid=0 /-]

Value	Label	Cases	Percentage
0	否	376	<div><div></div></div> 94.0%
1	是	24	<div><div></div></div> 6.0%

Warning: these figures indicate the number of cases found in the data file. They cannot be interpreted as summary statistics of the population of interest.

### # a8\_7: (基本資料)8.生育觀念(複選):想要有自己的小孩

Information	[Type= discrete] [Format=numeric] [Range= 0-1] [Missing=*]
Statistics [NW/ W]	[Valid=400 /-] [Invalid=0 /-]

Value	Label	Cases	Percentage
0	否	83	<div><div></div></div> 20.8%
1	是	317	<div><div></div></div> 79.2%

Warning: these figures indicate the number of cases found in the data file. They cannot be interpreted as summary statistics of the population of interest.

<b>File : data</b>			
# a8_8: (基本資料)8.生育觀念(複選):以上皆非			
Information	[Type= discrete] [Format=numeric] [Range= 0-1] [Missing=*]		
Statistics [NW/ W]	[Valid=400 /-] [Invalid=0 /-]		
Value	Label	Cases	Percentage
0	否	384	<div><div></div></div> 96.0%
1	是	16	<div><div></div></div> 4.0%
Warning: these figures indicate the number of cases found in the data file. They cannot be interpreted as summary statistics of the population of interest.			
# a9: (基本資料)9.您自覺健康狀況			
Information	[Type= discrete] [Format=numeric] [Range= 1-5] [Missing=*]		
Statistics [NW/ W]	[Valid=400 /-] [Invalid=0 /-]		
Value	Label	Cases	Percentage
1	非常健康	1	<div><div></div></div> 0.2%
2	健康	23	<div><div></div></div> 5.8%
3	普通	135	<div><div></div></div> 33.8%
4	不健康	204	<div><div></div></div> 51.0%
5	非常不健康	37	<div><div></div></div> 9.2%
Warning: these figures indicate the number of cases found in the data file. They cannot be interpreted as summary statistics of the population of interest.			
# a10_1: (基本資料)10.您最近一年內有以下身體之狀況(複選):高血壓			
Information	[Type= discrete] [Format=numeric] [Range= 0-1] [Missing=*]		
Statistics [NW/ W]	[Valid=398 /-] [Invalid=2 /-]		
Value	Label	Cases	Percentage
0	否	388	<div><div></div></div> 97.5%
1	是	10	<div><div></div></div> 2.5%
Sysmiss		2	
Warning: these figures indicate the number of cases found in the data file. They cannot be interpreted as summary statistics of the population of interest.			
# a10_2: (基本資料)10.您最近一年內有以下身體之狀況(複選):心臟病			
Information	[Type= discrete] [Format=numeric] [Range= 0-1] [Missing=*]		
Statistics [NW/ W]	[Valid=400 /-] [Invalid=0 /-]		
Value	Label	Cases	Percentage
0	否	397	<div><div></div></div> 99.2%
1	是	3	<div><div></div></div> 0.8%
Warning: these figures indicate the number of cases found in the data file. They cannot be interpreted as summary statistics of the population of interest.			
# a10_3: (基本資料)10.您最近一年內有以下身體之狀況(複選):糖尿病			
Information	[Type= discrete] [Format=numeric] [Range= 0-1] [Missing=*]		
Statistics [NW/ W]	[Valid=400 /-] [Invalid=0 /-]		
Value	Label	Cases	Percentage
0	否	392	<div><div></div></div> 98.0%
1	是	8	<div><div></div></div> 2.0%
Warning: these figures indicate the number of cases found in the data file. They cannot be interpreted as summary statistics of the population of interest.			
# a10_4: (基本資料)10.您最近一年內有以下身體之狀況(複選):慢性關節疼痛			
Information	[Type= discrete] [Format=numeric] [Range= 0-1] [Missing=*]		
Statistics [NW/ W]	[Valid=400 /-] [Invalid=0 /-]		

## File : data

# **a10\_4:** (基本資料)10. 您最近一年內有以下身體之狀況(複選):慢性關節疼痛

Value	Label	Cases	Percentage
0	否	394	98.5%
1	是	6	1.5%

*Warning: these figures indicate the number of cases found in the data file. They cannot be interpreted as summary statistics of the population of interest.*

# **a10\_5:** (基本資料)10. 您最近一年內有以下身體之狀況(複選):肝病

<b>Information</b>	[Type= discrete] [Format=numeric] [Range= 0-1] [Missing=*]
<b>Statistics [NW/ W]</b>	[Valid=400 /-] [Invalid=0 /-]

Value	Label	Cases	Percentage
0	否	394	98.5%
1	是	6	1.5%

*Warning: these figures indicate the number of cases found in the data file. They cannot be interpreted as summary statistics of the population of interest.*

# **a10\_6:** (基本資料)10. 您最近一年內有以下身體之狀況(複選):腸胃疾病

<b>Information</b>	[Type= discrete] [Format=numeric] [Range= 0-1] [Missing=*]
<b>Statistics [NW/ W]</b>	[Valid=400 /-] [Invalid=0 /-]

Value	Label	Cases	Percentage
0	否	326	81.5%
1	是	74	18.5%

*Warning: these figures indicate the number of cases found in the data file. They cannot be interpreted as summary statistics of the population of interest.*

# **a10\_7:** (基本資料)10. 您最近一年內有以下身體之狀況(複選):氣喘

<b>Information</b>	[Type= discrete] [Format=numeric] [Range= 0-1] [Missing=*]
<b>Statistics [NW/ W]</b>	[Valid=400 /-] [Invalid=0 /-]

Value	Label	Cases	Percentage
0	否	390	97.5%
1	是	10	2.5%

*Warning: these figures indicate the number of cases found in the data file. They cannot be interpreted as summary statistics of the population of interest.*

# **a10\_8:** (基本資料)10. 您最近一年內有以下身體之狀況(複選):腎臟病

<b>Information</b>	[Type= discrete] [Format=numeric] [Range= 0-1] [Missing=*]
<b>Statistics [NW/ W]</b>	[Valid=400 /-] [Invalid=0 /-]

Value	Label	Cases	Percentage
0	否	398	99.5%
1	是	2	0.5%

*Warning: these figures indicate the number of cases found in the data file. They cannot be interpreted as summary statistics of the population of interest.*

# **a10\_9:** (基本資料)10. 您最近一年內有以下身體之狀況(複選):高血脂

<b>Information</b>	[Type= discrete] [Format=numeric] [Range= 0-1] [Missing=*]
<b>Statistics [NW/ W]</b>	[Valid=400 /-] [Invalid=0 /-]

Value	Label	Cases	Percentage
0	否	391	97.8%
1	是	9	2.2%

*Warning: these figures indicate the number of cases found in the data file. They cannot be interpreted as summary statistics of the population of interest.*

<b>File : data</b>			
# <b>a10_10:</b> (基本資料)10. 您最近一年內有以下身體之狀況(複選): 其他			
<b>Information</b>	[Type= discrete] [Format=numeric] [Range= 0-1] [Missing=*]		
<b>Statistics [NW/ W]</b>	[Valid=400 /-] [Invalid=0 /-]		
<b>Value</b>	<b>Label</b>	<b>Cases</b>	<b>Percentage</b>
0	否	375	93.8%
1	是	25	6.2%
<i>Warning: these figures indicate the number of cases found in the data file. They cannot be interpreted as summary statistics of the population of interest.</i>			
# <b>a10_11:</b> (基本資料)10. 您最近一年內有以下身體之狀況(複選): 均無不適			
<b>Information</b>	[Type= discrete] [Format=numeric] [Range= 0-1] [Missing=*]		
<b>Statistics [NW/ W]</b>	[Valid=400 /-] [Invalid=0 /-]		
<b>Value</b>	<b>Label</b>	<b>Cases</b>	<b>Percentage</b>
0	否	129	32.2%
1	是	271	67.8%
<i>Warning: these figures indicate the number of cases found in the data file. They cannot be interpreted as summary statistics of the population of interest.</i>			
# <b>a11_1:</b> (基本資料)11. 您最近一年內有以下心理之狀況(複選): 疲倦			
<b>Information</b>	[Type= discrete] [Format=numeric] [Range= 0-1] [Missing=*]		
<b>Statistics [NW/ W]</b>	[Valid=400 /-] [Invalid=0 /-]		
<b>Value</b>	<b>Label</b>	<b>Cases</b>	<b>Percentage</b>
0	否	271	67.8%
1	是	129	32.2%
<i>Warning: these figures indicate the number of cases found in the data file. They cannot be interpreted as summary statistics of the population of interest.</i>			
# <b>a11_2:</b> (基本資料)11. 您最近一年內有以下心理之狀況(複選): 睡眠不足			
<b>Information</b>	[Type= discrete] [Format=numeric] [Range= 0-1] [Missing=*]		
<b>Statistics [NW/ W]</b>	[Valid=400 /-] [Invalid=0 /-]		
<b>Value</b>	<b>Label</b>	<b>Cases</b>	<b>Percentage</b>
0	否	286	71.5%
1	是	114	28.5%
<i>Warning: these figures indicate the number of cases found in the data file. They cannot be interpreted as summary statistics of the population of interest.</i>			
# <b>a11_3:</b> (基本資料)11. 您最近一年內有以下心理之狀況(複選): 睡眠不安穩			
<b>Information</b>	[Type= discrete] [Format=numeric] [Range= 0-1] [Missing=*]		
<b>Statistics [NW/ W]</b>	[Valid=400 /-] [Invalid=0 /-]		
<b>Value</b>	<b>Label</b>	<b>Cases</b>	<b>Percentage</b>
0	否	277	69.2%
1	是	123	30.8%
<i>Warning: these figures indicate the number of cases found in the data file. They cannot be interpreted as summary statistics of the population of interest.</i>			
# <b>a11_4:</b> (基本資料)11. 您最近一年內有以下心理之狀況(複選): 失眠			
<b>Information</b>	[Type= discrete] [Format=numeric] [Range= 0-1] [Missing=*]		
<b>Statistics [NW/ W]</b>	[Valid=400 /-] [Invalid=0 /-]		
<b>Value</b>	<b>Label</b>	<b>Cases</b>	<b>Percentage</b>
0	否	352	88.0%
1	是	48	12.0%
<i>Warning: these figures indicate the number of cases found in the data file. They cannot be interpreted as summary statistics of the population of interest.</i>			

<b>File : data</b>			
# <b>a11_5:</b> (基本資料)11. 您最近一年內有以下心理之狀況(複選):挫折感			
Information	[Type= discrete] [Format=numeric] [Range= 0-1] [Missing=*]		
Statistics [NW/ W]	[Valid=400 /-] [Invalid=0 /-]		
Value	Label	Cases	Percentage
0	否	341	<div><div></div></div> 85.2%
1	是	59	<div><div></div></div> 14.8%
Warning: these figures indicate the number of cases found in the data file. They cannot be interpreted as summary statistics of the population of interest.			
# <b>a11_6:</b> (基本資料)11. 您最近一年內有以下心理之狀況(複選):容易忘記事情			
Information	[Type= discrete] [Format=numeric] [Range= 0-1] [Missing=*]		
Statistics [NW/ W]	[Valid=400 /-] [Invalid=0 /-]		
Value	Label	Cases	Percentage
0	否	309	<div><div></div></div> 77.2%
1	是	91	<div><div></div></div> 22.8%
Warning: these figures indicate the number of cases found in the data file. They cannot be interpreted as summary statistics of the population of interest.			
# <b>a11_7:</b> (基本資料)11. 您最近一年內有以下心理之狀況(複選):焦慮			
Information	[Type= discrete] [Format=numeric] [Range= 0-1] [Missing=*]		
Statistics [NW/ W]	[Valid=400 /-] [Invalid=0 /-]		
Value	Label	Cases	Percentage
0	否	327	<div><div></div></div> 81.8%
1	是	73	<div><div></div></div> 18.2%
Warning: these figures indicate the number of cases found in the data file. They cannot be interpreted as summary statistics of the population of interest.			
# <b>a11_8:</b> (基本資料)11. 您最近一年內有以下心理之狀況(複選):緊張			
Information	[Type= discrete] [Format=numeric] [Range= 0-1] [Missing=*]		
Statistics [NW/ W]	[Valid=400 /-] [Invalid=0 /-]		
Value	Label	Cases	Percentage
0	否	318	<div><div></div></div> 79.5%
1	是	82	<div><div></div></div> 20.5%
Warning: these figures indicate the number of cases found in the data file. They cannot be interpreted as summary statistics of the population of interest.			
# <b>a11_9:</b> (基本資料)11. 您最近一年內有以下心理之狀況(複選):無力感			
Information	[Type= discrete] [Format=numeric] [Range= 0-1] [Missing=*]		
Statistics [NW/ W]	[Valid=400 /-] [Invalid=0 /-]		
Value	Label	Cases	Percentage
0	否	345	<div><div></div></div> 86.2%
1	是	55	<div><div></div></div> 13.8%
Warning: these figures indicate the number of cases found in the data file. They cannot be interpreted as summary statistics of the population of interest.			
# <b>a11_10:</b> (基本資料)11. 您最近一年內有以下心理之狀況(複選):暴躁易怒			
Information	[Type= discrete] [Format=numeric] [Range= 0-1] [Missing=*]		
Statistics [NW/ W]	[Valid=399 /-] [Invalid=1 /-]		
Value	Label	Cases	Percentage
0	否	362	<div><div></div></div> 90.7%
1	是	37	<div><div></div></div> 9.3%

<b>File : data</b>			
# <b>a11_10:</b> (基本資料)11. 您最近一年內有以下心理之狀況(複選): 暴躁易怒			
<b>Value</b>	<b>Label</b>	<b>Cases</b>	<b>Percentage</b>
Sysmiss		1	
<i>Warning: these figures indicate the number of cases found in the data file. They cannot be interpreted as summary statistics of the population of interest.</i>			
# <b>a11_11:</b> (基本資料)11. 您最近一年內有以下心理之狀況(複選): 其他			
<b>Information</b>	[Type= discrete] [Format=numeric] [Range= 0-1] [Missing=*]		
<b>Statistics [NW/ W]</b>	[Valid=400 /-] [Invalid=0 /-]		
<b>Value</b>	<b>Label</b>	<b>Cases</b>	<b>Percentage</b>
0	否	400	100.0%
1	是	0	
<i>Warning: these figures indicate the number of cases found in the data file. They cannot be interpreted as summary statistics of the population of interest.</i>			
# <b>a11_12:</b> (基本資料)11. 您最近一年內有以下心理之狀況(複選): 無			
<b>Information</b>	[Type= discrete] [Format=numeric] [Range= 0-1] [Missing=*]		
<b>Statistics [NW/ W]</b>	[Valid=399 /-] [Invalid=1 /-]		
<b>Value</b>	<b>Label</b>	<b>Cases</b>	<b>Percentage</b>
0	否	323	81.0%
1	是	76	19.0%
Sysmiss		1	
<i>Warning: these figures indicate the number of cases found in the data file. They cannot be interpreted as summary statistics of the population of interest.</i>			
# <b>a12_1:</b> (基本資料)12. 您是否有以下的生活習慣(複選): 抽煙			
<b>Information</b>	[Type= discrete] [Format=numeric] [Range= 0-1] [Missing=*]		
<b>Statistics [NW/ W]</b>	[Valid=400 /-] [Invalid=0 /-]		
<b>Value</b>	<b>Label</b>	<b>Cases</b>	<b>Percentage</b>
0	否	383	95.8%
1	是	17	4.2%
<i>Warning: these figures indicate the number of cases found in the data file. They cannot be interpreted as summary statistics of the population of interest.</i>			
# <b>a12_2:</b> (基本資料)12. 您是否有以下的生活習慣(複選): 喝酒			
<b>Information</b>	[Type= discrete] [Format=numeric] [Range= 0-1] [Missing=*]		
<b>Statistics [NW/ W]</b>	[Valid=400 /-] [Invalid=0 /-]		
<b>Value</b>	<b>Label</b>	<b>Cases</b>	<b>Percentage</b>
0	否	387	96.8%
1	是	13	3.2%
<i>Warning: these figures indicate the number of cases found in the data file. They cannot be interpreted as summary statistics of the population of interest.</i>			
# <b>a12_3:</b> (基本資料)12. 您是否有以下的生活習慣(複選): 嚼檳榔			
<b>Information</b>	[Type= discrete] [Format=numeric] [Range= 0-1] [Missing=*]		
<b>Statistics [NW/ W]</b>	[Valid=400 /-] [Invalid=0 /-]		
<b>Value</b>	<b>Label</b>	<b>Cases</b>	<b>Percentage</b>
0	否	399	99.8%
1	是	1	0.2%
<i>Warning: these figures indicate the number of cases found in the data file. They cannot be interpreted as summary statistics of the population of interest.</i>			
# <b>a12_4:</b> (基本資料)12. 您是否有以下的生活習慣(複選): 可樂			
<b>Information</b>	[Type= discrete] [Format=numeric] [Range= 0-1] [Missing=*]		

<b>File : data</b>			
# <b>a12_4:</b> (基本資料)12. 您是否有以下的生活習慣(複選): 可樂			
Statistics [NW/ W]		[Valid=400 /-] [Invalid=0 /-]	
<b>Value</b>	<b>Label</b>	<b>Cases</b>	<b>Percentage</b>
0	否	371	<div><div></div></div> 92.8%
1	是	29	<div><div></div></div> 7.2%
Warning: these figures indicate the number of cases found in the data file. They cannot be interpreted as summary statistics of the population of interest.			
# <b>a12_5:</b> (基本資料)12. 您是否有以下的生活習慣(複選): 咖啡			
Information		[Type= discrete] [Format=numeric] [Range= 0-1] [Missing=*]	
Statistics [NW/ W]		[Valid=400 /-] [Invalid=0 /-]	
<b>Value</b>	<b>Label</b>	<b>Cases</b>	<b>Percentage</b>
0	否	224	<div><div></div></div> 56.0%
1	是	176	<div><div></div></div> 44.0%
Warning: these figures indicate the number of cases found in the data file. They cannot be interpreted as summary statistics of the population of interest.			
# <b>a12_6:</b> (基本資料)12. 您是否有以下的生活習慣(複選): 運動習慣			
Information		[Type= discrete] [Format=numeric] [Range= 0-1] [Missing=*]	
Statistics [NW/ W]		[Valid=399 /-] [Invalid=1 /-]	
<b>Value</b>	<b>Label</b>	<b>Cases</b>	<b>Percentage</b>
0	否	312	<div><div></div></div> 78.2%
1	是	87	<div><div></div></div> 21.8%
Sysmiss		1	
Warning: these figures indicate the number of cases found in the data file. They cannot be interpreted as summary statistics of the population of interest.			
# <b>a12_7:</b> (基本資料)12. 您是否有以下的生活習慣(複選): 其他			
Information		[Type= discrete] [Format=numeric] [Range= 0-1] [Missing=*]	
Statistics [NW/ W]		[Valid=400 /-] [Invalid=0 /-]	
<b>Value</b>	<b>Label</b>	<b>Cases</b>	<b>Percentage</b>
0	否	389	<div><div></div></div> 97.2%
1	是	11	<div><div></div></div> 2.8%
Warning: these figures indicate the number of cases found in the data file. They cannot be interpreted as summary statistics of the population of interest.			
# <b>a12_8:</b> (基本資料)12. 您是否有以下的生活習慣(複選): 無			
Information		[Type= discrete] [Format=numeric] [Range= 0-1] [Missing=*]	
Statistics [NW/ W]		[Valid=400 /-] [Invalid=0 /-]	
<b>Value</b>	<b>Label</b>	<b>Cases</b>	<b>Percentage</b>
0	否	247	<div><div></div></div> 61.8%
1	是	153	<div><div></div></div> 38.2%
Warning: these figures indicate the number of cases found in the data file. They cannot be interpreted as summary statistics of the population of interest.			
# <b>a13_1:</b> (基本資料)13. 目前固定用藥習慣: 不孕症			
Information		[Type= discrete] [Format=numeric] [Range= 0-1] [Missing=*]	
Statistics [NW/ W]		[Valid=400 /-] [Invalid=0 /-]	
<b>Value</b>	<b>Label</b>	<b>Cases</b>	<b>Percentage</b>
0	否	232	<div><div></div></div> 58.0%
1	是	168	<div><div></div></div> 42.0%
Warning: these figures indicate the number of cases found in the data file. They cannot be interpreted as summary statistics of the population of interest.			

# a13_2: (基本資料)13. 目前固定用藥習慣：非不孕症			
Information	[Type= discrete] [Format=numeric] [Range= 0-1] [Missing=*]		
Statistics [NW/ W]	[Valid=400 /-] [Invalid=0 /-]		
Value	Label	Cases	Percentage
0	否	376	94.0%
1	是	24	6.0%
Warning: these figures indicate the number of cases found in the data file. They cannot be interpreted as summary statistics of the population of interest.			
# a13_3: (基本資料)13. 目前固定用藥習慣：其他			
Information	[Type= discrete] [Format=numeric] [Range= 0-1] [Missing=*]		
Statistics [NW/ W]	[Valid=400 /-] [Invalid=0 /-]		
Value	Label	Cases	Percentage
0	否	374	93.5%
1	是	26	6.5%
Warning: these figures indicate the number of cases found in the data file. They cannot be interpreted as summary statistics of the population of interest.			
# a13_4: (基本資料)13. 目前固定用藥習慣：無			
Information	[Type= discrete] [Format=numeric] [Range= 0-1] [Missing=*]		
Statistics [NW/ W]	[Valid=400 /-] [Invalid=0 /-]		
Value	Label	Cases	Percentage
0	否	218	54.5%
1	是	182	45.5%
Warning: these figures indicate the number of cases found in the data file. They cannot be interpreted as summary statistics of the population of interest.			
# b1: (不孕症疾病狀況)1. 目前受孕技術			
Information	[Type= discrete] [Format=numeric] [Range= 1-5] [Missing=*]		
Statistics [NW/ W]	[Valid=400 /-] [Invalid=0 /-]		
Value	Label	Cases	Percentage
1	初期評估	73	18.2%
2	藥物治療	27	6.8%
3	人工受孕	141	35.2%
4	試管嬰兒	155	38.8%
5	其他	4	1.0%
Warning: these figures indicate the number of cases found in the data file. They cannot be interpreted as summary statistics of the population of interest.			
# b2: (不孕症疾病狀況)2. 不孕年數			
Information	[Type= discrete] [Format=character] [Missing=*]		
Statistics [NW/ W]	[Valid=400 /-] [Invalid=0 /-]		
Value	Label	Cases	Percentage
.		1	0.2%
0		2	0.5%
0.1		3	0.8%
0.2		1	0.2%
0.5		17	4.2%
0.6		2	0.5%
0.7		2	0.5%
0.8		1	0.2%
1		71	17.8%

## # b2: (不孕症疾病狀況)2. 不孕年數

Value	Label	Cases	Percentage
1.5		2	0.5%
10		14	3.5%
11		2	0.5%
12		1	0.2%
13		1	0.2%
14		1	0.2%
15		2	0.5%
2		86	21.5%
2.5		1	0.2%
3		77	19.2%
3.5		3	0.8%
4		25	6.2%
4.5		1	0.2%
5		33	8.2%
6		23	5.8%
7		11	2.8%
8		13	3.2%
9		4	1.0%

Warning: these figures indicate the number of cases found in the data file. They cannot be interpreted as summary statistics of the population of interest.

## # b3: (不孕症疾病狀況)3. 接受人工生殖治療總月數

Information		[Type= discrete] [Format=character] [Missing=*]	
Statistics [NW/ W]		[Valid=400 /-] [Invalid=0 /-]	
Value	Label	Cases	Percentage
.		143	<div></div> 35.8%
0		103	<div></div> 25.8%
1		23	<div></div> 5.8%
10		7	<div></div> 1.8%
12		14	<div></div> 3.5%
13		1	<div></div> 0.2%
14		3	<div></div> 0.8%
15		1	<div></div> 0.2%
16		2	<div></div> 0.5%
18		3	<div></div> 0.8%
2		20	<div></div> 5.0%
20		1	<div></div> 0.2%
24		13	<div></div> 3.2%
26		1	<div></div> 0.2%
3		16	<div></div> 4.0%
30		4	<div></div> 1.0%
36		6	<div></div> 1.5%
4		4	<div></div> 1.0%
42		1	<div></div> 0.2%
48		3	<div></div> 0.8%
5		4	<div></div> 1.0%

# b3: (不孕症疾病狀況)3. 接受人工生殖治療總月數			
Value	Label	Cases	Percentage
6		10	<div><div></div></div> 2.5%
60		1	<div><div></div></div> 0.2%
7		4	<div><div></div></div> 1.0%
8		11	<div><div></div></div> 2.8%
9		1	<div><div></div></div> 0.2%
Warning: these figures indicate the number of cases found in the data file. They cannot be interpreted as summary statistics of the population of interest.			
# b4: (不孕症疾病狀況)4. 接受人工生殖治療總次數			
Information	[Type= discrete] [Format=character] [Missing=*]		
Statistics [NW/ W]	[Valid=400 /-] [Invalid=0 /-]		
Value	Label	Cases	Percentage
.		6	<div><div></div></div> 1.5%
0		150	<div><div></div></div> 37.5%
1		96	<div><div></div></div> 24.0%
2		58	<div><div></div></div> 14.5%
3		56	<div><div></div></div> 14.0%
4		26	<div><div></div></div> 6.5%
5		2	<div><div></div></div> 0.5%
6		4	<div><div></div></div> 1.0%
8		1	<div><div></div></div> 0.2%
9		1	<div><div></div></div> 0.2%
Warning: these figures indicate the number of cases found in the data file. They cannot be interpreted as summary statistics of the population of interest.			
# b5: (不孕症疾病狀況)5. 接受試管嬰兒總次數			
Information	[Type= discrete] [Format=character] [Missing=*]		
Statistics [NW/ W]	[Valid=400 /-] [Invalid=0 /-]		
Value	Label	Cases	Percentage
.		3	<div><div></div></div> 0.8%
0		227	<div><div></div></div> 56.8%
1		76	<div><div></div></div> 19.0%
10		1	<div><div></div></div> 0.2%
11		1	<div><div></div></div> 0.2%
2		32	<div><div></div></div> 8.0%
3		23	<div><div></div></div> 5.8%
4		9	<div><div></div></div> 2.2%
5		18	<div><div></div></div> 4.5%
6		5	<div><div></div></div> 1.2%
7		2	<div><div></div></div> 0.5%
8		3	<div><div></div></div> 0.8%
Warning: these figures indicate the number of cases found in the data file. They cannot be interpreted as summary statistics of the population of interest.			
# b6: (不孕症疾病狀況)6. 您在診斷為不孕症後, 是否曾至心理或精神門診就醫			
Information	[Type= discrete] [Format=numeric] [Range= 0-7] [Missing=*]		
Statistics [NW/ W]	[Valid=400 /-] [Invalid=0 /-]		
Value	Label	Cases	Percentage
0	否	396	<div><div></div></div> 99.0%

# b6: (不孕症疾病狀況)6.您在診斷為不孕症後,是否曾至心理或精神門診就醫			
Value	Label	Cases	Percentage
1	一星期內	0	
2	一個月內	0	
3	三個月內	1	0.2%
4	半年內	1	0.2%
5	一年內	0	
6	二年內	1	0.2%
7	三年內	1	0.2%
Warning: these figures indicate the number of cases found in the data file. They cannot be interpreted as summary statistics of the population of interest.			
# c1: (疾病認知)1.我認為我的疾病會持續很長一段時間			
Information	[Type= discrete] [Format=numeric] [Range= 1-5] [Missing=*]		
Statistics [NW/ W]	[Valid=399 /-] [Invalid=1 /-]		
Value	Label	Cases	Percentage
1	非常不瞭解	14	<div><div></div></div> 3.5%
2	不瞭解	87	<div><div></div></div> 21.8%
3	有點瞭解	99	<div><div></div></div> 24.8%
4	瞭解	157	<div><div></div></div> 39.3%
5	非常瞭解	42	<div><div></div></div> 10.5%
Sysmiss		1	
Warning: these figures indicate the number of cases found in the data file. They cannot be interpreted as summary statistics of the population of interest.			
# c2: (疾病認知)2.我覺得治療能控制住我的病情,對疾病有所幫助			
Information	[Type= discrete] [Format=numeric] [Range= 1-5] [Missing=*]		
Statistics [NW/ W]	[Valid=399 /-] [Invalid=1 /-]		
Value	Label	Cases	Percentage
1	非常不瞭解	3	<div><div></div></div> 0.8%
2	不瞭解	3	<div><div></div></div> 0.8%
3	有點瞭解	46	<div><div></div></div> 11.5%
4	瞭解	252	<div><div></div></div> 63.2%
5	非常瞭解	95	<div><div></div></div> 23.8%
Sysmiss		1	
Warning: these figures indicate the number of cases found in the data file. They cannot be interpreted as summary statistics of the population of interest.			
# c3: (疾病認知)3.我關切我的疾病			
Information	[Type= discrete] [Format=numeric] [Range= 1-5] [Missing=*]		
Statistics [NW/ W]	[Valid=400 /-] [Invalid=0 /-]		
Value	Label	Cases	Percentage
1	非常不瞭解	2	<div><div></div></div> 0.5%
2	不瞭解	3	<div><div></div></div> 0.8%
3	有點瞭解	36	<div><div></div></div> 9.0%
4	瞭解	207	<div><div></div></div> 51.7%
5	非常瞭解	152	<div><div></div></div> 38.0%
Warning: these figures indicate the number of cases found in the data file. They cannot be interpreted as summary statistics of the population of interest.			
# c4: (疾病認知)4.我的疾病對我的生活有很大的影響			
Information	[Type= discrete] [Format=numeric] [Range= 1-5] [Missing=*]		
Statistics [NW/ W]	[Valid=400 /-] [Invalid=0 /-]		

# c4: (疾病認知)4. 我的疾病對我的生活有很大的影響				
Value	Label	Cases	Percentage	
1	非常不瞭解	8	<div><div></div></div>	2.0%
2	不瞭解	29	<div><div></div></div>	7.2%
3	有點瞭解	124	<div><div></div></div>	31.0%
4	瞭解	160	<div><div></div></div>	40.0%
5	非常瞭解	79	<div><div></div></div>	19.8%
Warning: these figures indicate the number of cases found in the data file. They cannot be interpreted as summary statistics of the population of interest.				
# c5: (疾病認知)5. 我覺得我瞭解我的疾病目前的狀況				
Information	[Type= discrete] [Format=numeric] [Range= 1-5] [Missing=*]			
Statistics [NW/ W]	[Valid=400 /-] [Invalid=0 /-]			
Value	Label	Cases	Percentage	
1	非常不瞭解	3	<div><div></div></div>	0.8%
2	不瞭解	21	<div><div></div></div>	5.2%
3	有點瞭解	126	<div><div></div></div>	31.5%
4	瞭解	192	<div><div></div></div>	48.0%
5	非常瞭解	58	<div><div></div></div>	14.5%
Warning: these figures indicate the number of cases found in the data file. They cannot be interpreted as summary statistics of the population of interest.				
# d1: (治療認知)1. 目前所接受的不孕症療程類型				
Information	[Type= discrete] [Format=numeric] [Range= 1-5] [Missing=*]			
Statistics [NW/ W]	[Valid=400 /-] [Invalid=0 /-]			
Value	Label	Cases	Percentage	
1	非常不瞭解	4	<div><div></div></div>	1.0%
2	不瞭解	19	<div><div></div></div>	4.8%
3	有點瞭解	87	<div><div></div></div>	21.8%
4	瞭解	239	<div><div></div></div>	59.8%
5	非常瞭解	51	<div><div></div></div>	12.8%
Warning: these figures indicate the number of cases found in the data file. They cannot be interpreted as summary statistics of the population of interest.				
# d2: (治療認知)2. 接受不孕症治療所服用藥物的種類, 作用, 副作用與用法				
Information	[Type= discrete] [Format=numeric] [Range= 1-5] [Missing=*]			
Statistics [NW/ W]	[Valid=400 /-] [Invalid=0 /-]			
Value	Label	Cases	Percentage	
1	非常不瞭解	3	<div><div></div></div>	0.8%
2	不瞭解	34	<div><div></div></div>	8.5%
3	有點瞭解	102	<div><div></div></div>	25.5%
4	瞭解	211	<div><div></div></div>	52.8%
5	非常瞭解	50	<div><div></div></div>	12.5%
Warning: these figures indicate the number of cases found in the data file. They cannot be interpreted as summary statistics of the population of interest.				
# d3: (治療認知)3. 接受不孕症治療的懷孕機率				
Information	[Type= discrete] [Format=numeric] [Range= 1-5] [Missing=*]			
Statistics [NW/ W]	[Valid=400 /-] [Invalid=0 /-]			
Value	Label	Cases	Percentage	
1	非常不瞭解	7	<div><div></div></div>	1.8%
2	不瞭解	28	<div><div></div></div>	7.0%






# d3: (治療認知)3. 接受不孕症治療的懷孕機率			
Value	Label	Cases	Percentage
3	有點瞭解	110	<div><div></div></div> 27.5%
4	瞭解	208	<div><div></div></div> 52.0%
5	非常瞭解	47	<div><div></div></div> 11.8%
Warning: these figures indicate the number of cases found in the data file. They cannot be interpreted as summary statistics of the population of interest.			
# d4: (治療認知)4. 尋求有關不孕症治療資訊的管道			
Information	[Type= discrete] [Format=numeric] [Range= 1-5] [Missing=*]		
Statistics [NW/ W]	[Valid=400 /-] [Invalid=0 /-]		
Value	Label	Cases	Percentage
1	非常不瞭解	2	<div><div></div></div> 0.5%
2	不瞭解	22	<div><div></div></div> 5.5%
3	有點瞭解	115	<div><div></div></div> 28.7%
4	瞭解	208	<div><div></div></div> 52.0%
5	非常瞭解	53	<div><div></div></div> 13.2%
Warning: these figures indicate the number of cases found in the data file. They cannot be interpreted as summary statistics of the population of interest.			
# e1: (社會因子)1. 當我被提及小孩的問題時, 並不會為難我			
Information	[Type= discrete] [Format=numeric] [Range= 1-5] [Missing=*]		
Statistics [NW/ W]	[Valid=399 /-] [Invalid=1 /-]		
Value	Label	Cases	Percentage
1	非常不同意	20	<div><div></div></div> 5.0%
2	不同意	71	<div><div></div></div> 17.8%
3	普通	147	<div><div></div></div> 36.8%
4	同意	140	<div><div></div></div> 35.1%
5	非常同意	21	<div><div></div></div> 5.3%
Sysmiss		1	
Warning: these figures indicate the number of cases found in the data file. They cannot be interpreted as summary statistics of the population of interest.			
# e2: (社會因子)2. 家庭成員對我們態度並無差別對待			
Information	[Type= discrete] [Format=numeric] [Range= 1-5] [Missing=*]		
Statistics [NW/ W]	[Valid=400 /-] [Invalid=0 /-]		
Value	Label	Cases	Percentage
1	非常不同意	4	<div><div></div></div> 1.0%
2	不同意	38	<div><div></div></div> 9.5%
3	普通	175	<div><div></div></div> 43.8%
4	同意	149	<div><div></div></div> 37.2%
5	非常同意	34	<div><div></div></div> 8.5%
Warning: these figures indicate the number of cases found in the data file. They cannot be interpreted as summary statistics of the population of interest.			
# e3: (社會因子)3. 家庭聚餐讓我感到為難			
Information	[Type= discrete] [Format=numeric] [Range= 1-5] [Missing=*]		
Statistics [NW/ W]	[Valid=400 /-] [Invalid=0 /-]		
Value	Label	Cases	Percentage
1	非常不同意	20	<div><div></div></div> 5.0%
2	不同意	92	<div><div></div></div> 23.0%
3	普通	145	<div><div></div></div> 36.2%

# e3: (社會因子)3. 家庭聚餐讓我感到為難			
Value	Label	Cases	Percentage
4	同意	114	<div></div> 28.5%
5	非常同意	29	<div></div> 7.2%
Warning: these figures indicate the number of cases found in the data file. They cannot be interpreted as summary statistics of the population of interest.			
# e4: (社會因子)4. 我會與已有小孩的朋友做比較			
Information	[Type= discrete] [Format=numeric] [Range= 1-5] [Missing=*]		
Statistics [NW/ W]	[Valid=400 /-] [Invalid=0 /-]		
Value	Label	Cases	Percentage
1	非常不同意	15	<div></div> 3.8%
2	不同意	87	<div></div> 21.8%
3	普通	133	<div></div> 33.2%
4	同意	138	<div></div> 34.5%
5	非常同意	27	<div></div> 6.8%
Warning: these figures indicate the number of cases found in the data file. They cannot be interpreted as summary statistics of the population of interest.			
# e5: (社會因子)5. 我覺得很難花時間與已有小孩的朋友一同相處			
Information	[Type= discrete] [Format=numeric] [Range= 1-5] [Missing=*]		
Statistics [NW/ W]	[Valid=400 /-] [Invalid=0 /-]		
Value	Label	Cases	Percentage
1	非常不同意	40	<div></div> 10.0%
2	不同意	159	<div></div> 39.8%
3	普通	114	<div></div> 28.5%
4	同意	70	<div></div> 17.5%
5	非常同意	17	<div></div> 4.2%
Warning: these figures indicate the number of cases found in the data file. They cannot be interpreted as summary statistics of the population of interest.			
# e6: (社會因子)6. 當別人在談論他們的小孩並不會讓我感到困擾			
Information	[Type= discrete] [Format=numeric] [Range= 1-5] [Missing=*]		
Statistics [NW/ W]	[Valid=400 /-] [Invalid=0 /-]		
Value	Label	Cases	Percentage
1	非常不同意	10	<div></div> 2.5%
2	不同意	56	<div></div> 14.0%
3	普通	136	<div></div> 34.0%
4	同意	162	<div></div> 40.5%
5	非常同意	36	<div></div> 9.0%
Warning: these figures indicate the number of cases found in the data file. They cannot be interpreted as summary statistics of the population of interest.			
# f1: (婚姻因子)1. 我的伴侶不瞭解生育問題影響著我			
Information	[Type= discrete] [Format=numeric] [Range= 1-5] [Missing=*]		
Statistics [NW/ W]	[Valid=400 /-] [Invalid=0 /-]		
Value	Label	Cases	Percentage
1	非常不同意	42	<div></div> 10.5%
2	不同意	150	<div></div> 37.5%
3	普通	109	<div></div> 27.3%
4	同意	85	<div></div> 21.2%
5	非常同意	14	<div></div> 3.5%

# f1: (婚姻因子)1. 我的伴侶不瞭解生育問題影響著我			
Warning: these figures indicate the number of cases found in the data file. They cannot be interpreted as summary statistics of the population of interest.			
# f2: (婚姻因子)2. 我不能讓我的伴侶知道我的感受, 因為這會讓他感到沮喪			
Information	[Type= discrete] [Format=numeric] [Range= 1-5] [Missing=*]		
Statistics [NW/ W]	[Valid=400 /-] [Invalid=0 /-]		
Value	Label	Cases	Percentage
1	非常不同意	54	13.5%
2	不同意	151	37.8%
3	普通	106	26.5%
4	同意	71	17.8%
5	非常同意	18	4.5%
Warning: these figures indicate the number of cases found in the data file. They cannot be interpreted as summary statistics of the population of interest.			
# f3: (婚姻因子)3. 我和我的伴侶一起面對. 處理不孕問題			
Information	[Type= discrete] [Format=numeric] [Range= 1-5] [Missing=*]		
Statistics [NW/ W]	[Valid=400 /-] [Invalid=0 /-]		
Value	Label	Cases	Percentage
1	非常不同意	2	0.5%
2	不同意	5	1.2%
3	普通	65	16.2%
4	同意	207	51.7%
5	非常同意	121	30.2%
Warning: these figures indicate the number of cases found in the data file. They cannot be interpreted as summary statistics of the population of interest.			
# f4: (婚姻因子)4. 我無法想像我們會因為不孕問題而分開			
Information	[Type= discrete] [Format=numeric] [Range= 1-5] [Missing=*]		
Statistics [NW/ W]	[Valid=400 /-] [Invalid=0 /-]		
Value	Label	Cases	Percentage
1	非常不同意	28	7.0%
2	不同意	80	20.0%
3	普通	102	25.5%
4	同意	126	31.5%
5	非常同意	64	16.0%
Warning: these figures indicate the number of cases found in the data file. They cannot be interpreted as summary statistics of the population of interest.			
# f5: (婚姻因子)5. 我們嘗試著討論我們不孕的問題, 但導致我們爭吵			
Information	[Type= discrete] [Format=numeric] [Range= 1-5] [Missing=*]		
Statistics [NW/ W]	[Valid=400 /-] [Invalid=0 /-]		
Value	Label	Cases	Percentage
1	非常不同意	64	16.0%
2	不同意	135	33.8%
3	普通	116	29.0%
4	同意	72	18.0%
5	非常同意	13	3.2%
Warning: these figures indicate the number of cases found in the data file. They cannot be interpreted as summary statistics of the population of interest.			
# f6: (婚姻因子)6. 因為不孕, 我擔心我的伴侶會因此與我疏遠			
Information	[Type= discrete] [Format=numeric] [Range= 1-5] [Missing=*]		

# f6: (婚姻因子)6. 因為不孕,我擔心我的伴侶會因此與我疏遠			
Statistics [NW/ W]		[Valid=400 /-] [Invalid=0 /-]	
Value	Label	Cases	Percentage
1	非常不同意	79	<div><div></div></div> 19.8%
2	不同意	138	<div><div></div></div> 34.5%
3	普通	93	<div><div></div></div> 23.2%
4	同意	66	<div><div></div></div> 16.5%
5	非常同意	24	<div><div></div></div> 6.0%
Warning: these figures indicate the number of cases found in the data file. They cannot be interpreted as summary statistics of the population of interest.			
# g1: (小孩的重要性)1. 對我來說,能有一個小孩是很重要的			
Information		[Type= discrete] [Format=numeric] [Range= 1-5] [Missing=*]	
Statistics [NW/ W]		[Valid=399 /-] [Invalid=1 /-]	
Value	Label	Cases	Percentage
1	非常不同意	4	<div><div></div></div> 1.0%
2	不同意	0	
3	普通	70	<div><div></div></div> 17.5%
4	同意	206	<div><div></div></div> 51.6%
5	非常同意	119	<div><div></div></div> 29.8%
Sysmiss		1	
Warning: these figures indicate the number of cases found in the data file. They cannot be interpreted as summary statistics of the population of interest.			
# g2: (小孩的重要性)2. 對我來說,很難想像沒有小孩的生活			
Information		[Type= discrete] [Format=numeric] [Range= 1-5] [Missing=*]	
Statistics [NW/ W]		[Valid=400 /-] [Invalid=0 /-]	
Value	Label	Cases	Percentage
1	非常不同意	8	<div><div></div></div> 2.0%
2	不同意	46	<div><div></div></div> 11.5%
3	普通	137	<div><div></div></div> 34.2%
4	同意	148	<div><div></div></div> 37.0%
5	非常同意	61	<div><div></div></div> 15.2%
Warning: these figures indicate the number of cases found in the data file. They cannot be interpreted as summary statistics of the population of interest.			
# g3: (小孩的重要性)3. 為人父母是人們最重要的事情			
Information		[Type= discrete] [Format=numeric] [Range= 1-5] [Missing=*]	
Statistics [NW/ W]		[Valid=400 /-] [Invalid=0 /-]	
Value	Label	Cases	Percentage
1	非常不同意	10	<div><div></div></div> 2.5%
2	不同意	24	<div><div></div></div> 6.0%
3	普通	118	<div><div></div></div> 29.5%
4	同意	169	<div><div></div></div> 42.2%
5	非常同意	79	<div><div></div></div> 19.8%
Warning: these figures indicate the number of cases found in the data file. They cannot be interpreted as summary statistics of the population of interest.			
# g4: (小孩的重要性)4. 我的婚姻需要一個孩子(或是另一個孩子)			
Information		[Type= discrete] [Format=numeric] [Range= 1-5] [Missing=*]	
Statistics [NW/ W]		[Valid=400 /-] [Invalid=0 /-]	






# g4: (小孩的重要性)4. 我的婚姻需要一個孩子(或是另一個孩子)

Value	Label	Cases	Percentage
1	非常不同意	7	 1.8%
2	不同意	15	 3.8%
3	普通	110	 27.5%
4	同意	187	 46.8%
5	非常同意	81	 20.2%

Warning: these figures indicate the number of cases found in the data file. They cannot be interpreted as summary statistics of the population of interest.

# g5: (小孩的重要性)5. 直到有一小孩, 才會覺得自己是成人了






Information	[Type= discrete] [Format=numeric] [Range= 1-5] [Missing=*]
Statistics [NW/ W]	[Valid=400 /-] [Invalid=0 /-]

Value	Label	Cases	Percentage
1	非常不同意	19	 4.8%
2	不同意	59	 14.8%
3	普通	133	 33.2%
4	同意	133	 33.2%
5	非常同意	56	 14.0%

Warning: these figures indicate the number of cases found in the data file. They cannot be interpreted as summary statistics of the population of interest.

# g6: (小孩的重要性)6. 沒有小孩的未來讓我感到驚恐





Information	[Type= discrete] [Format=numeric] [Range= 1-5] [Missing=*]
Statistics [NW/ W]	[Valid=400 /-] [Invalid=0 /-]

Value	Label	Cases	Percentage
1	非常不同意	23	 5.8%
2	不同意	55	 13.8%
3	普通	142	 35.5%
4	同意	133	 33.2%
5	非常同意	47	 11.8%

Warning: these figures indicate the number of cases found in the data file. They cannot be interpreted as summary statistics of the population of interest.

# h1: (自尊/自我心象)1. 雖然生育障礙, 但我自認做事的能力並無改變


Information	[Type= discrete] [Format=numeric] [Range= 1-5] [Missing=*]
Statistics [NW/ W]	[Valid=400 /-] [Invalid=0 /-]

Value	Label	Cases	Percentage
1	非常不同意	0	
2	不同意	5	 1.2%
3	普通	44	 11.0%
4	同意	218	 54.5%
5	非常同意	133	 33.2%





















Warning: these figures indicate the number of cases found in the data file. They cannot be interpreted as summary statistics of the population of interest.

# h2: (自尊/自我心象)2. 雖有生育障礙, 但我自認魅力仍如以前(魅力依舊)

Information	[Type= discrete] [Format=numeric] [Range= 1-5] [Missing=*]
Statistics [NW/ W]	[Valid=400 /-] [Invalid=0 /-]

Value	Label	Cases	Percentage
1	非常不同意	1	 0.2%
2	不同意	10	 2.5%

# h2: (自尊/自我心象)2. 雖有生育障礙,但我自認魅力仍如以前(魅力依舊)			
Value	Label	Cases	Percentage
3	普通	77	<div><div></div></div> 19.2%
4	同意	219	<div><div></div></div> 54.8%
5	非常同意	93	<div><div></div></div> 23.2%
Warning: these figures indicate the number of cases found in the data file. They cannot be interpreted as summary statistics of the population of interest.			
# h3: (自尊/自我心象)3. 雖然不能生個小孩,我覺得自己仍是有價值的			
Information	[Type= discrete] [Format=numeric] [Range= 1-5] [Missing=*]		
Statistics [NW/ W]	[Valid=400 /-] [Invalid=0 /-]		
Value	Label	Cases	Percentage
1	非常不同意	0	
2	不同意	12	<div><div></div></div> 3.0%
3	普通	89	<div><div></div></div> 22.2%
4	同意	205	<div><div></div></div> 51.2%
5	非常同意	94	<div><div></div></div> 23.5%
Warning: these figures indicate the number of cases found in the data file. They cannot be interpreted as summary statistics of the population of interest.			
# h4: (自尊/自我心象)4. 由於不能有一個小孩,我覺得我的女性/男性特質少了很多			
Information	[Type= discrete] [Format=numeric] [Range= 1-5] [Missing=*]		
Statistics [NW/ W]	[Valid=400 /-] [Invalid=0 /-]		
Value	Label	Cases	Percentage
1	非常不同意	44	<div><div></div></div> 11.0%
2	不同意	115	<div><div></div></div> 28.7%
3	普通	116	<div><div></div></div> 29.0%
4	同意	100	<div><div></div></div> 25.0%
5	非常同意	25	<div><div></div></div> 6.2%
Warning: these figures indicate the number of cases found in the data file. They cannot be interpreted as summary statistics of the population of interest.			
# h5: (自尊/自我心象)5. 不能生育小孩,讓我感到身體方面的無能			
Information	[Type= discrete] [Format=numeric] [Range= 1-5] [Missing=*]		
Statistics [NW/ W]	[Valid=400 /-] [Invalid=0 /-]		
Value	Label	Cases	Percentage
1	非常不同意	50	<div><div></div></div> 12.5%
2	不同意	98	<div><div></div></div> 24.5%
3	普通	113	<div><div></div></div> 28.2%
4	同意	112	<div><div></div></div> 28.0%
5	非常同意	27	<div><div></div></div> 6.8%
Warning: these figures indicate the number of cases found in the data file. They cannot be interpreted as summary statistics of the population of interest.			
# i1: (罪惡與自責)1. 因為不能生育,使我覺得有罪惡感			
Information	[Type= discrete] [Format=numeric] [Range= 1-5] [Missing=*]		
Statistics [NW/ W]	[Valid=400 /-] [Invalid=0 /-]		
Value	Label	Cases	Percentage
1	非常不同意	40	<div><div></div></div> 10.0%
2	不同意	95	<div><div></div></div> 23.8%
3	普通	124	<div><div></div></div> 31.0%
4	同意	121	<div><div></div></div> 30.2%

# i1: (罪惡與自責)1. 因為不能生育,使我覺得有罪惡感			
<b>Value</b>	<b>Label</b>	<b>Cases</b>	<b>Percentage</b>
5	非常同意	20	 5.0%
Warning: these figures indicate the number of cases found in the data file. They cannot be interpreted as summary statistics of the population of interest.			
# i2: (罪惡與自責)2. 我懷疑因為我以前做了什麼事,導致我們不能生育			
<b>Information</b>	[Type= discrete] [Format=numeric] [Range= 1-5] [Missing=*]		
<b>Statistics [NW/ W]</b>	[Valid=400 /-] [Invalid=0 /-]		
<b>Value</b>	<b>Label</b>	<b>Cases</b>	<b>Percentage</b>
1	非常不同意	62	 15.5%
2	不同意	122	 30.5%
3	普通	89	 22.2%
4	同意	107	 26.8%
5	非常同意	20	 5.0%
Warning: these figures indicate the number of cases found in the data file. They cannot be interpreted as summary statistics of the population of interest.			
# i3: (罪惡與自責)3. 我的配偶讓我對我們的不能生育有罪惡感			
<b>Information</b>	[Type= discrete] [Format=numeric] [Range= 1-5] [Missing=*]		
<b>Statistics [NW/ W]</b>	[Valid=400 /-] [Invalid=0 /-]		
<b>Value</b>	<b>Label</b>	<b>Cases</b>	<b>Percentage</b>
1	非常不同意	79	 19.8%
2	不同意	153	 38.2%
3	普通	97	 24.2%
4	同意	60	 15.0%
5	非常同意	11	 2.8%
Warning: these figures indicate the number of cases found in the data file. They cannot be interpreted as summary statistics of the population of interest.			
# i4: (罪惡與自責)4. 不能生育使我覺得受到懲罰			
<b>Information</b>	[Type= discrete] [Format=numeric] [Range= 1-5] [Missing=*]		
<b>Statistics [NW/ W]</b>	[Valid=400 /-] [Invalid=0 /-]		
<b>Value</b>	<b>Label</b>	<b>Cases</b>	<b>Percentage</b>
1	非常不同意	73	 18.2%
2	不同意	130	 32.5%
3	普通	100	 25.0%
4	同意	81	 20.2%
5	非常同意	16	 4.0%
Warning: these figures indicate the number of cases found in the data file. They cannot be interpreted as summary statistics of the population of interest.			
# j1: (社會支持)1. 有人可以聽我訴說感覺或情緒			
<b>Information</b>	[Type= discrete] [Format=numeric] [Range= 0-3] [Missing=*]		
<b>Statistics [NW/ W]</b>	[Valid=400 /-] [Invalid=0 /-]		
<b>Value</b>	<b>Label</b>	<b>Cases</b>	<b>Percentage</b>
0	沒有(每週0次)	14	 3.5%
1	偶而(每週1次~2次)	148	 37.0%
2	經常(每週3次~4次)	174	 43.5%
3	總是(每週5次~7次)	64	 16.0%
Warning: these figures indicate the number of cases found in the data file. They cannot be interpreted as summary statistics of the population of interest.			

# j2: (社會支持)2. 有人關心我的身體健康情況			
Information	[Type= discrete] [Format=numeric] [Range= 0-3] [Missing=*]		
Statistics [NW/ W]	[Valid=399 /-] [Invalid=1 /-]		
Value	Label	Cases	Percentage
0	沒有(每週0次)	6	<div><div></div></div> 1.5%
1	偶而(每週1次~2次)	105	<div><div></div></div> 26.3%
2	經常(每週3次~4次)	213	<div><div></div></div> 53.4%
3	總是(每週5次~7次)	75	<div><div></div></div> 18.8%
Sysmiss		1	
Warning: these figures indicate the number of cases found in the data file. They cannot be interpreted as summary statistics of the population of interest.			
# j3: (社會支持)3. 不如意時, 有人會安慰我陪我度過困難			
Information	[Type= discrete] [Format=numeric] [Range= 0-3] [Missing=*]		
Statistics [NW/ W]	[Valid=400 /-] [Invalid=0 /-]		
Value	Label	Cases	Percentage
0	沒有(每週0次)	7	<div><div></div></div> 1.8%
1	偶而(每週1次~2次)	104	<div><div></div></div> 26.0%
2	經常(每週3次~4次)	218	<div><div></div></div> 54.5%
3	總是(每週5次~7次)	71	<div><div></div></div> 17.8%
Warning: these figures indicate the number of cases found in the data file. They cannot be interpreted as summary statistics of the population of interest.			
# j4: (社會支持)4. 關於不孕症的治療, 有人會提供我意見或勸告			
Information	[Type= discrete] [Format=numeric] [Range= 0-3] [Missing=*]		
Statistics [NW/ W]	[Valid=398 /-] [Invalid=2 /-]		
Value	Label	Cases	Percentage
0	沒有(每週0次)	28	<div><div></div></div> 7.0%
1	偶而(每週1次~2次)	138	<div><div></div></div> 34.7%
2	經常(每週3次~4次)	171	<div><div></div></div> 43.0%
3	總是(每週5次~7次)	61	<div><div></div></div> 15.3%
Sysmiss		2	
Warning: these figures indicate the number of cases found in the data file. They cannot be interpreted as summary statistics of the population of interest.			
# j5: (社會支持)5. 有人可以陪我從事我喜歡的活動			
Information	[Type= discrete] [Format=numeric] [Range= 0-3] [Missing=*]		
Statistics [NW/ W]	[Valid=400 /-] [Invalid=0 /-]		
Value	Label	Cases	Percentage
0	沒有(每週0次)	14	<div><div></div></div> 3.5%
1	偶而(每週1次~2次)	141	<div><div></div></div> 35.2%
2	經常(每週3次~4次)	178	<div><div></div></div> 44.5%
3	總是(每週5次~7次)	67	<div><div></div></div> 16.8%
Warning: these figures indicate the number of cases found in the data file. They cannot be interpreted as summary statistics of the population of interest.			

# j6: (社會支持)6. 當我需要經濟支援時, 有人可以提供或借錢給我			
Information	[Type= discrete] [Format=numeric] [Range= 0-3] [Missing=*]		
Statistics [NW/ W]	[Valid=400 /-] [Invalid=0 /-]		
Value	Label	Cases	Percentage
0	沒有(每週0次)	39	<div><div></div></div> 9.8%
1	偶而(每週1次~2次)	112	<div><div></div></div> 28.0%
2	經常(每週3次~4次)	150	<div><div></div></div> 37.5%
3	總是(每週5次~7次)	99	<div><div></div></div> 24.8%
Warning: these figures indicate the number of cases found in the data file. They cannot be interpreted as summary statistics of the population of interest.			
# k1: (問題因應)1. 我嘗試藉由閱讀書籍, 報章雜誌或大眾媒體, 進而分析情況而瞭解更多?			
Information	[Type= discrete] [Format=numeric] [Range= 1-5] [Missing=*]		
Statistics [NW/ W]	[Valid=400 /-] [Invalid=0 /-]		
Value	Label	Cases	Percentage
1	非常不同意	0	
2	不同意	5	<div><div></div></div> 1.2%
3	普通	78	<div><div></div></div> 19.5%
4	同意	233	<div><div></div></div> 58.2%
5	非常同意	84	<div><div></div></div> 21.0%
Warning: these figures indicate the number of cases found in the data file. They cannot be interpreted as summary statistics of the population of interest.			
# k2: (問題因應)2. 有人可以讓我詢問意見			
Information	[Type= discrete] [Format=numeric] [Range= 1-5] [Missing=*]		
Statistics [NW/ W]	[Valid=400 /-] [Invalid=0 /-]		
Value	Label	Cases	Percentage
1	非常不同意	0	
2	不同意	21	<div><div></div></div> 5.2%
3	普通	129	<div><div></div></div> 32.2%
4	同意	195	<div><div></div></div> 48.8%
5	非常同意	55	<div><div></div></div> 13.8%
Warning: these figures indicate the number of cases found in the data file. They cannot be interpreted as summary statistics of the population of interest.			
# l1: (生活品質)1. 對我的整體生活而言, 生活滿意程度為?			
Information	[Type= discrete] [Format=numeric] [Range= 1-5] [Missing=*]		
Statistics [NW/ W]	[Valid=399 /-] [Invalid=1 /-]		
Value	Label	Cases	Percentage
1	非常不滿意	2	<div><div></div></div> 0.5%
2	不滿意	21	<div><div></div></div> 5.3%
3	普通	133	<div><div></div></div> 33.3%
4	滿意	208	<div><div></div></div> 52.1%
5	非常滿意	35	<div><div></div></div> 8.8%
Sysmiss		1	
Warning: these figures indicate the number of cases found in the data file. They cannot be interpreted as summary statistics of the population of interest.			
# l2: (生活品質)2. 這幾天, 我覺得快樂滿意程度為?			
Information	[Type= discrete] [Format=numeric] [Range= 1-5] [Missing=*]		
Statistics [NW/ W]	[Valid=400 /-] [Invalid=0 /-]		

# **m2:** (生活品質)2. 這幾天,我覺得快樂滿意程度為?

Value	Label	Cases	Percentage
1	非常不滿意	3	0.8%
2	不滿意	21	5.2%
3	普通	123	30.8%
4	滿意	218	54.5%
5	非常滿意	35	8.8%

Warning: these figures indicate the number of cases found in the data file. They cannot be interpreted as summary statistics of the population of interest.

# **m1:** (壓力感受)1. 在過去一個月內,我經常會因為一些突發的事情,而讓心情變得不好?

Information	[Type= discrete] [Format=numeric] [Range= 0-4] [Missing=*]
Statistics [NW/ W]	[Valid=400 /-] [Invalid=0 /-]

Value	Label	Cases	Percentage
0	從來不會	4	1.0%
1	幾乎不會	33	8.2%
2	有時候會	240	60.0%
3	常常會	102	25.5%
4	一直都會	21	5.2%

Warning: these figures indicate the number of cases found in the data file. They cannot be interpreted as summary statistics of the population of interest.

# **m2:** (壓力感受)2. 在過去一個月內,我經常會覺得您沒有辦法控制生活裡一些重要的事情?

Information	[Type= discrete] [Format=numeric] [Range= 0-4] [Missing=*]
Statistics [NW/ W]	[Valid=400 /-] [Invalid=0 /-]

Value	Label	Cases	Percentage
0	從來不會	12	3.0%
1	幾乎不會	109	27.3%
2	有時候會	193	48.2%
3	常常會	73	18.2%
4	一直都會	13	3.2%

Warning: these figures indicate the number of cases found in the data file. They cannot be interpreted as summary statistics of the population of interest.

# **m3:** (壓力感受)3. 在過去一個月內,我經常會覺得緊張而且有壓力?

Information	[Type= discrete] [Format=numeric] [Range= 0-4] [Missing=*]
Statistics [NW/ W]	[Valid=400 /-] [Invalid=0 /-]

Value	Label	Cases	Percentage
0	從來不會	6	1.5%
1	幾乎不會	51	12.8%
2	有時候會	202	50.5%
3	常常會	118	29.5%
4	一直都會	23	5.8%

Warning: these figures indicate the number of cases found in the data file. They cannot be interpreted as summary statistics of the population of interest.

# **m4:** (壓力感受)4. 在過去一個月內,我經常會覺得一切的事情都很順心如意(如您的意)?

Information	[Type= discrete] [Format=numeric] [Range= 0-4] [Missing=*]
Statistics [NW/ W]	[Valid=400 /-] [Invalid=0 /-]

Value	Label	Cases	Percentage
0	從來不會	4	1.0%
1	幾乎不會	42	10.5%

# <b>m4:</b> (壓力感受)4. 在過去一個月內,我經常會覺得一切的事情都很順心如意(如您的意)?			
Value	Label	Cases	Percentage
2	有時候會	229	<div><div></div></div> 57.2%
3	常常會	105	<div><div></div></div> 26.2%
4	一直都會	20	<div><div></div></div> 5.0%
Warning: these figures indicate the number of cases found in the data file. They cannot be interpreted as summary statistics of the population of interest.			
# <b>m5:</b> (壓力感受)5. 在過去一個月內,我經常覺得困難已經堆積如山(太多)讓您無法克服(解決)?			
Information	[Type= discrete] [Format=numeric] [Range= 0-4] [Missing=*]		
Statistics [NW/ W]	[Valid=400 /-] [Invalid=0 /-]		
Value	Label	Cases	Percentage
0	從來不會	10	<div><div></div></div> 2.5%
1	幾乎不會	129	<div><div></div></div> 32.2%
2	有時候會	194	<div><div></div></div> 48.5%
3	常常會	55	<div><div></div></div> 13.8%
4	一直都會	12	<div><div></div></div> 3.0%
Warning: these figures indicate the number of cases found in the data file. They cannot be interpreted as summary statistics of the population of interest.			
# <b>m6:</b> (壓力感受)6. 在過去一個月內,對於生活中一些容易惹人生氣的小事情,我經常能夠控制得宜?			
Information	[Type= discrete] [Format=numeric] [Range= 0-4] [Missing=*]		
Statistics [NW/ W]	[Valid=400 /-] [Invalid=0 /-]		
Value	Label	Cases	Percentage
0	從來不會	2	<div><div></div></div> 0.5%
1	幾乎不會	37	<div><div></div></div> 9.2%
2	有時候會	223	<div><div></div></div> 55.8%
3	常常會	116	<div><div></div></div> 29.0%
4	一直都會	22	<div><div></div></div> 5.5%
Warning: these figures indicate the number of cases found in the data file. They cannot be interpreted as summary statistics of the population of interest.			
# <b>HADS1:</b> (醫院焦慮與憂鬱量表)1. 我會覺得緊張或精神緊繃			
Information	[Type= discrete] [Format=numeric] [Range= 0-3] [Missing=*]		
Statistics [NW/ W]	[Valid=400 /-] [Invalid=0 /-]		
Value	Label	Cases	Percentage
0	一點也不	40	<div><div></div></div> 10.0%
1	偶爾如此	256	<div><div></div></div> 64.0%
2	經常如此	89	<div><div></div></div> 22.2%
3	總是如此	15	<div><div></div></div> 3.8%
Warning: these figures indicate the number of cases found in the data file. They cannot be interpreted as summary statistics of the population of interest.			
# <b>HADS2:</b> (醫院焦慮與憂鬱量表)2. 我仍喜歡我過去所喜歡的事物			
Information	[Type= discrete] [Format=numeric] [Range= 0-3] [Missing=*]		
Statistics [NW/ W]	[Valid=400 /-] [Invalid=0 /-]		
Value	Label	Cases	Percentage
0	和過去一樣喜歡	261	<div><div></div></div> 65.2%
1	不像過去一樣喜歡	99	<div><div></div></div> 24.8%
2	有一點喜歡	37	<div><div></div></div> 9.2%
3	幾乎不喜歡	3	<div><div></div></div> 0.8%
Warning: these figures indicate the number of cases found in the data file. They cannot be interpreted as summary statistics of the population of interest.			

# <b>HADS3:</b> (醫院焦慮與憂鬱量表)3.我有一種可怕的感覺,好像有什麼不好的事情即將發生			
<b>Information</b>		[Type= discrete] [Format=numeric] [Range= 0-3] [Missing=*]	
<b>Statistics [NW/ W]</b>		[Valid=399 /-] [Invalid=1 /-]	
<b>Value</b>	<b>Label</b>	<b>Cases</b>	<b>Percentage</b>
0	一點沒有	136	34.1%
1	有一點,但不令我擔心	155	38.8%
2	有這種感覺,但不是很強烈	99	24.8%
3	這種感覺很確定且很強烈	9	2.3%
Sysmiss		1	
Warning: these figures indicate the number of cases found in the data file. They cannot be interpreted as summary statistics of the population of interest.			
# <b>HADS4:</b> (醫院焦慮與憂鬱量表)4.我可以大笑並感受到事情有趣的一面			
<b>Information</b>		[Type= discrete] [Format=numeric] [Range= 0-3] [Missing=*]	
<b>Statistics [NW/ W]</b>		[Valid=400 /-] [Invalid=0 /-]	
<b>Value</b>	<b>Label</b>	<b>Cases</b>	<b>Percentage</b>
0	如同過去一樣	242	60.5%
1	不像過去一樣	76	19.0%
2	確實比過去少	80	20.0%
3	一點也沒辦法	2	0.5%
Warning: these figures indicate the number of cases found in the data file. They cannot be interpreted as summary statistics of the population of interest.			
# <b>HADS5:</b> (醫院焦慮與憂鬱量表)5.我心裡有些擔憂的想法			
<b>Information</b>		[Type= discrete] [Format=numeric] [Range= 0-3] [Missing=*]	
<b>Statistics [NW/ W]</b>		[Valid=400 /-] [Invalid=0 /-]	
<b>Value</b>	<b>Label</b>	<b>Cases</b>	<b>Percentage</b>
0	只是偶爾會有	131	32.8%
1	有時後會,但不頻繁	209	52.2%
2	經常如此	54	13.5%
3	總是如此	6	1.5%
Warning: these figures indicate the number of cases found in the data file. They cannot be interpreted as summary statistics of the population of interest.			
# <b>HADS6:</b> (醫院焦慮與憂鬱量表)6.我覺得開心或愉快			
<b>Information</b>		[Type= discrete] [Format=numeric] [Range= 0-3] [Missing=*]	
<b>Statistics [NW/ W]</b>		[Valid=399 /-] [Invalid=1 /-]	
<b>Value</b>	<b>Label</b>	<b>Cases</b>	<b>Percentage</b>
0	經常覺得	144	36.1%
1	有時候覺得	187	46.9%
2	偶爾覺得	63	15.8%
3	一點也不覺得	5	1.3%
Sysmiss		1	
Warning: these figures indicate the number of cases found in the data file. They cannot be interpreted as summary statistics of the population of interest.			
# <b>HADS7:</b> (醫院焦慮與憂鬱量表)7.我可以舒服的坐著且覺得放鬆			
<b>Information</b>		[Type= discrete] [Format=numeric] [Range= 0-3] [Missing=*]	
<b>Statistics [NW/ W]</b>		[Valid=400 /-] [Invalid=0 /-]	
<b>Value</b>	<b>Label</b>	<b>Cases</b>	<b>Percentage</b>
0	的確如此	118	29.5%
1	經常如此	141	35.2%

# <b>HADS7:</b> (醫院焦慮與憂鬱量表)7.我可以舒服的坐著且覺得放鬆			
Value	Label	Cases	Percentage
2	有時如此	134	<div><div></div></div> 33.5%
3	一點也不會	7	<div><div></div></div> 1.8%
Warning: these figures indicate the number of cases found in the data file. They cannot be interpreted as summary statistics of the population of interest.			
# <b>HADS8:</b> (醫院焦慮與憂鬱量表)8.我覺得自己好像慢下來			
Information	[Type= discrete] [Format=numeric] [Range= 0-3] [Missing=*]		
Statistics [NW/ W]	[Valid=400 /-] [Invalid=0 /-]		
Value	Label	Cases	Percentage
0	一點也不會	74	<div><div></div></div> 18.5%
1	有時如此	265	<div><div></div></div> 66.2%
2	經常如此	59	<div><div></div></div> 14.8%
3	總是如此	2	<div><div></div></div> 0.5%
Warning: these figures indicate the number of cases found in the data file. They cannot be interpreted as summary statistics of the population of interest.			
# <b>HADS9:</b> (醫院焦慮與憂鬱量表)9.我有一種可怕的感覺,好像為裡有東西在動			
Information	[Type= discrete] [Format=numeric] [Range= 0-3] [Missing=*]		
Statistics [NW/ W]	[Valid=400 /-] [Invalid=0 /-]		
Value	Label	Cases	Percentage
0	一點也不會	219	<div><div></div></div> 54.8%
1	偶爾覺得	150	<div><div></div></div> 37.5%
2	經常覺得	29	<div><div></div></div> 7.2%
3	總是覺得	2	<div><div></div></div> 0.5%
Warning: these figures indicate the number of cases found in the data file. They cannot be interpreted as summary statistics of the population of interest.			
# <b>HADS10:</b> (醫院焦慮與憂鬱量表)10.我已不再關心自己的外表			
Information	[Type= discrete] [Format=numeric] [Range= 0-3] [Missing=*]		
Statistics [NW/ W]	[Valid=400 /-] [Invalid=0 /-]		
Value	Label	Cases	Percentage
0	我和過去一樣關心	261	<div><div></div></div> 65.2%
1	我不太關心	101	<div><div></div></div> 25.2%
2	我沒有應該有的關心	28	<div><div></div></div> 7.0%
3	的確如此	10	<div><div></div></div> 2.5%
Warning: these figures indicate the number of cases found in the data file. They cannot be interpreted as summary statistics of the population of interest.			
# <b>HADS11:</b> (醫院焦慮與憂鬱量表)11.我覺得坐立難安,好像我非得不停地動不可			
Information	[Type= discrete] [Format=numeric] [Range= 0-3] [Missing=*]		
Statistics [NW/ W]	[Valid=400 /-] [Invalid=0 /-]		
Value	Label	Cases	Percentage
0	一點也不會	161	<div><div></div></div> 40.2%
1	不太會這樣	205	<div><div></div></div> 51.2%
2	經常如此	32	<div><div></div></div> 8.0%
3	確實總是如此	2	<div><div></div></div> 0.5%
Warning: these figures indicate the number of cases found in the data file. They cannot be interpreted as summary statistics of the population of interest.			
# <b>HADS12:</b> (醫院焦慮與憂鬱量表)12.我對事情感到期待			
Information	[Type= discrete] [Format=numeric] [Range= 0-3] [Missing=*]		
Statistics [NW/ W]	[Valid=399 /-] [Invalid=1 /-]		

# HADS12: (醫院焦慮與憂鬱量表)12. 我對事情感到期待			
Value	Label	Cases	Percentage
0	和過去一樣	206	<div><div></div></div> 51.6%
1	比過去少了些	166	<div><div></div></div> 41.6%
2	幾乎沒有這種期待	19	<div><div></div></div> 4.8%
3	比過去少很多	8	<div><div></div></div> 2.0%
Sysmiss		1	
Warning: these figures indicate the number of cases found in the data file. They cannot be interpreted as summary statistics of the population of interest.			
# HADS13: (醫院焦慮與憂鬱量表)13. 我會突然覺得恐慌			
Information	[Type= discrete] [Format=numeric] [Range= 0-3] [Missing=*]		
Statistics [NW/ W]	[Valid=400 /-] [Invalid=0 /-]		
Value	Label	Cases	Percentage
0	一點也不會	132	<div><div></div></div> 33.0%
1	不常如此	212	<div><div></div></div> 53.0%
2	經常如此	48	<div><div></div></div> 12.0%
3	總是如此	8	<div><div></div></div> 2.0%
Warning: these figures indicate the number of cases found in the data file. They cannot be interpreted as summary statistics of the population of interest.			
# HADS14: (醫院焦慮與憂鬱量表)14. 我可以欣賞或投入於一本好書或好的廣播(電視節目)			
Information	[Type= discrete] [Format=numeric] [Range= 0-3] [Missing=*]		
Statistics [NW/ W]	[Valid=400 /-] [Invalid=0 /-]		
Value	Label	Cases	Percentage
0	經常如此	218	<div><div></div></div> 54.5%
1	有時如此	129	<div><div></div></div> 32.2%
2	不常如此	42	<div><div></div></div> 10.5%
3	極少如此	11	<div><div></div></div> 2.8%
Warning: these figures indicate the number of cases found in the data file. They cannot be interpreted as summary statistics of the population of interest.			