

台灣 (Taiwan, ROC)

傅文成, 國防大學新聞學系

重大公共政策之媒體議題設定研究: 檢視媒介使用、風險感知因素與行為效果

Study Documentation

December 28, 2016

Metadata Production

Metadata Producer(s)	學術調查研究資料庫(Survey Research Data Archive) (SRDA) , 中央研究院人社中心調查研究專題中心, DDI文件製作
Production Date	December 28, 2016
Version	2.0版, 參考IHSN Nesstar Template修改
Identification	E10414

Table of Contents

Overview.....	4
Scope & Coverage.....	4
Producers & Sponsors.....	4
Data Collection.....	4
Data Processing & Appraisal.....	4
Accessibility.....	5
Files Description.....	6
data.....	6
Variables Group(s).....	7
媒體使用.....	7
風險感知.....	7
信任感.....	7
議題知識及立場.....	8
基本資料.....	8
Variables Description.....	10
data.....	11

重大公共政策之媒體議題設定研究:檢視媒介使用、風險感知因素與行為效果

The Agenda-Setting Effect on Vital Public Policy Examining the Relationship among Media Use, Risk Perception, and Behavior

Overview	
Type	無
Identification	E10414
Version	Production Date: 2016-12-28
Abstract 本研究檢驗民眾對政府企圖簽訂《海峽兩岸服務貿易協議》的媒體信任程度如何影響其風險感知、風險接受程度與行為傾向。並驗證傳播媒體在民眾面對服貿協議此重大的風險議題情境時，如何影響社會大眾。本研究於立法院審議《兩岸協議監督條例》時進行全國性電話民意調查，獲得1,269份有效樣本。研究結果顯示，民眾對媒體的信任與關注程度，顯著影響風險感知、風險接受程度與行為傾向。而媒體依賴程度與政黨傾向亦有同樣效果。	
Kind of Data	抽樣調查資料 (Sample survey data)
Unit of Analysis	個人

Scope & Coverage	
Time Period(s)	2015
Countries	台灣 (Taiwan, ROC)
Geographic Coverage 台灣地區	
Universe 台灣本島，20歲以上國民	

Producers & Sponsors	
Primary Investigator(s)	傅文成，國防大學新聞學系
Other Producer(s)	國防大學新聞學系
Funding Agency/ies	科技部

Data Collection	
Data Collection Dates	start 2015-11-16 end 2015-11-21
Time Period(s)	start 2015-08-01 end 2016-07-31
Data Collection Mode	電話訪問(Telephone Interviews)

Data Processing & Appraisal	
Data Editing	

中央研究院人文社會科學研究中心調查研究專題中心所進行的資料整理方式，為不合理值檢核。

Accessibility	
Contact(s)	學術調查研究資料庫(Survey Research Data Archive) (中央研究院人社中心調查研究專題中心), https://srda.sinica.edu.tw , srda@gate.sinica.edu.tw
Distributor(s)	學術調查研究資料庫(Survey Research Data Archive)
Depositor(s)	國防大學新聞學系
<u>Access Conditions</u>	
會員版(一般會員、院內會員)--直接下載	

Files Description

Dataset contains 1 file(s)

data	
# Cases	1269
# Variable(s)	37

Variables Group(s)

Dataset contains 5 group(s)

Group 媒體使用							
#	Name	Label	Type	Format	Valid	Invalid	Question
1	q2_1	2.1. 請問您每周平均使用網路的時間大約多久?_/小時	discrete	numeric-6.1	1269	0	-
2	q2_2	2.2. 看網路新聞的時間大約多久?_/小時	discrete	numeric-6.1	1269	0	-
3	q3_1	3.1. 請問您每周平均看電視的時間大約多久?_/小時	discrete	numeric-6.1	1269	0	-
4	q3_2	3.2. 看電視新聞的時間大約多久?_/小時	discrete	numeric-6.1	1269	0	-
5	q4_1	4.1. 請問您每周平均看報紙的時間大約多久?_/小時	discrete	numeric-6.1	1269	0	-
6	q4_2	4.2. 看報紙新聞的時間大約多久?_/小時	discrete	numeric-6.1	1269	0	-
7	q5_1	5.1. 請問您每周平均聽廣播的時間大約多久?_/小時	discrete	numeric-6.1	1269	0	-
8	q5_2	5.2. 聽廣播新聞的時間大約多久?_/小時	discrete	numeric-6.1	1269	0	-
9	q6	6. 最近您是否一直關注在電視新聞上有關於募兵政策新聞報導?	discrete	numeric-2.0	1269	0	-
10	q7	7. 最近您是否一直關注在報紙上有關於募兵政策新聞報導?	discrete	numeric-2.0	1269	0	-
11	q8	8. 最近您是否一直關注在網路上有關於募兵政策新聞報導?	discrete	numeric-2.0	1269	0	-
12	q9	9. 最近您常會和別人討論有關募兵政策的資訊嗎?	discrete	numeric-2.0	1269	0	-

Group 風險感知							
#	Name	Label	Type	Format	Valid	Invalid	Question
1	q10	10. 您認為請問您認為募兵政策對台灣的國防的影響是?	discrete	numeric-2.0	1269	0	-
2	q11	11.請問您您擔不擔心推動募兵政策後的台灣國防力量?	discrete	numeric-2.0	1269	0	-
3	q12	12. 請問您擔不擔心政府「不」推動募兵政策?	discrete	numeric-2.0	1269	0	-
4	q13	13.「根據科學研究,推動募兵制對台灣的國防力量好處多於壞處」請問您對這樣的說法接受的程度如何?	discrete	numeric-2.0	1269	0	-

Group 信任感							
#	Name	Label	Type	Format	Valid	Invalid	Question

#	Name	Label	Type	Format	Valid	Invalid	Question
1	q14	14. 當學者說:「募兵制是台灣國防的未來」,請問您相不相信這種說法?	discrete	numeric-2.0	1269	0	-
2	q15	15. 請問,您相不相信政府通動募兵制之後台灣國防將會進步?	discrete	numeric-2.0	1269	0	-
3	q16	16. 有人說:「政府對於募兵制公佈的資訊很充分」,請問您同不同意這種說法?	discrete	numeric-2.0	1269	0	-
4	q17	17. 請問,您相不相信電視新聞上對於募兵制對台灣國防影響的報導?	discrete	numeric-2.0	1269	0	-
5	q18	18. 請問,您相不相信談話節目名嘴對於募兵制對台灣國防影響的說法?	discrete	numeric-2.0	1269	0	-
6	q19	19. 請問,您相不相信報紙上對於募兵制如何影響台灣國防的報導?	discrete	numeric-2.0	1269	0	-
7	q20	20. 請問,您相不相信網路上網友對於募兵制如何影響台灣國防的說法?	discrete	numeric-2.0	1269	0	-

Group 議題知識及立場

#	Name	Label	Type	Format	Valid	Invalid	Question
1	q21	21. 有人說:「推動募兵制台灣國防情況會受傷害」,請問您同不同意這種說法?	discrete	numeric-2.0	1269	0	-
2	q22	22. 有人說:「推動募兵制台灣國家安全會受傷害」,請問您同不同意這種說法?	discrete	numeric-2.0	1269	0	-
3	q23	23. 請問,您對兩募兵制中對於台灣國防的影響瞭不瞭解?	discrete	numeric-2.0	1269	0	-
4	q24	24. 有人說:「募兵對象年齡最高是35歲的國民,對不對?」,請問您同不同意這種說法?	discrete	numeric-2.0	586	683	-
5	q25	25. 有人說:「國軍目前有約21萬人,對不對?」,請問您同不同意這種說法?	discrete	numeric-2.0	586	683	-
6	q26	26. 有人說:「募兵政策後男性役男將不再服兵役,對不對?」,請問您同不同意這種說法?	discrete	numeric-2.0	586	683	-
7	q27	27. 請問您會不會因為政府推動募兵制而鼓勵周遭的親朋好友去當兵?	discrete	numeric-2.0	1269	0	-
8	q28	28. 請問您會不會因為政府推動募兵制而多跟親朋好友分享募兵的訊息?	discrete	numeric-2.0	1269	0	-

Group 基本資料

#	Name	Label	Type	Format	Valid	Invalid	Question
---	------	-------	------	--------	-------	---------	----------

#	Name	Label	Type	Format	Valid	Invalid	Question
1	q1	1. 請問您在目前居住在哪个縣市?	discrete	numeric-2.0	1269	0	-
2	q29	29.1. 請問您現在幾歲?	discrete	numeric-4.0	1269	0	-
3	q29.1	29.2. 請問您現在幾歲? (分層1)	discrete	numeric-1.0	1269	0	-
4	q30	30. 請問您的最高學歷是什麼(台:讀到什麼學校)?	discrete	numeric-2.0	1269	0	-
5	q31	31. 在國民黨、民進黨、新黨、親民黨跟台聯黨這 5 個政黨中,您比較支持?	discrete	numeric-2.0	1269	0	-
6	q32	32. 受訪者的性別?	discrete	numeric-1.0	1269	0	-

Variables Description




















Dataset contains 37 variable(s)

File : data

q1: 1. 請問您在目前居住在哪一個縣市？

Information [Type= discrete] [Format=numeric] [Range= 1-19] [Missing=*]

Statistics [NW/ W] [Valid=1269 /-] [Invalid=0 /-]

















Value	Label	Cases	Percentage
1	基隆市	26	 2.0%
2	新北市	246	 19.4%
3	臺北市	133	 10.5%
4	桃園縣	105	 8.3%
5	新竹市	17	 1.3%
6	新竹縣	33	 2.6%
7	苗栗縣	27	 2.1%
8	臺中市	138	 10.9%
9	彰化縣	75	 5.9%
10	南投縣	24	 1.9%
11	雲林縣	44	 3.5%
12	嘉義市	13	 1.0%
13	嘉義縣	33	 2.6%
14	臺南市	98	 7.7%
15	高雄市	141	 11.1%
16	屏東縣	52	 4.1%
17	宜蘭縣	34	 2.7%
18	花蓮縣	22	 1.7%
19	臺東縣	8	 0.6%

Warning: these figures indicate the number of cases found in the data file. They cannot be interpreted as summary statistics of the population of interest.

q2_1: 2.1. 請問您每周平均使用網路的時間大約多久?___/小時

Information [Type= discrete] [Format=numeric] [Range= 0-9998] [Missing=*]

Statistics [NW/ W] [Valid=1269 /-] [Invalid=0 /-]

Value	Label	Cases	Percentage
0		231	 18.2%
1		14	 1.1%
2		21	 1.7%
3		17	 1.3%
3.5		23	 1.8%
4		18	 1.4%
5		18	 1.4%
6		7	 0.6%
7		115	 9.1%
7.5		1	 0.1%
8		20	 1.6%
9		2	 0.2%
10		38	 3.0%
12		9	 0.7%
14		130	 10.2%
15		17	 1.3%

File : data

q2_1: 2.1. 請問您每周平均使用網路的時間大約多久?___/小時

Value	Label	Cases	Percentage
16		1	0.1%
18		2	0.2%
20		27	2.1%
21		120	9.5%
24		9	0.7%
25		3	0.2%
28		83	6.5%
30		23	1.8%
32		2	0.2%
35		70	5.5%
40		22	1.7%
42		55	4.3%
49		11	0.9%
50		6	0.5%
55		2	0.2%
56		79	6.2%
60		4	0.3%
63		2	0.2%
70		32	2.5%
72		1	0.1%
77		3	0.2%
80		3	0.2%
84		13	1.0%
90		1	0.1%
91		2	0.2%
98		2	0.2%
100		1	0.1%
105		1	0.1%
112		2	0.2%
119		1	0.1%
120		1	0.1%
9998	未填答(missing value)	4	0.3%

Warning: these figures indicate the number of cases found in the data file. They cannot be interpreted as summary statistics of the population of interest.

q2_2: 2.2. 看網路新聞的時間大約多久?___/小時

Information	[Type= discrete] [Format=numeric] [Range= 0-9998] [Missing=*]		
Statistics [NW/ W]	[Valid=1269 /-] [Invalid=0 /-]		
Value	Label	Cases	Percentage
0		450	35.5%
0.5		32	2.5%
1		137	10.8%
1.5		2	0.2%
2		81	6.4%
2.5		3	0.2%

File : data

q2_2: 2.2. 看網路新聞的時間大約多久?_/小時

Value	Label	Cases	Percentage
3		53	4.2%
3.5		100	7.9%
4		64	5.0%
4.5		3	0.2%
5		17	1.3%
6		2	0.2%
7		183	14.4%
7.5		1	0.1%
8		5	0.4%
9		2	0.2%
10		14	1.1%
10.5		1	0.1%
11		1	0.1%
14		61	4.8%
15		4	0.3%
17.5		2	0.2%
20		4	0.3%
21		16	1.3%
24		3	0.2%
25		2	0.2%
27		1	0.1%
28		3	0.2%
35		4	0.3%
50		1	0.1%
56		1	0.1%
70		3	0.2%
9998	未填答(missing value)	13	1.0%

Warning: these figures indicate the number of cases found in the data file. They cannot be interpreted as summary statistics of the population of interest.

q3_1: 3.1. 請問您每周平均看電視的時間大約多久?_/小時

Information	[Type= discrete] [Format=numeric] [Range= 0-9998] [Missing=*]		
Statistics [NW/ W]	[Valid=1269 /-] [Invalid=0 /-]		
Value	Label	Cases	Percentage
0		85	6.7%
0.5		4	0.3%
1		26	2.0%
2		27	2.1%
2.1		1	0.1%
3		37	2.9%
3.5		27	2.1%
4		27	2.1%
5		19	1.5%
6		21	1.7%
7		209	16.5%

File : data

q3_1: 3.1. 請問您每周平均看電視的時間大約多久?_/小時

Value	Label	Cases	Percentage
8		10	0.8%
9		2	0.2%
10		61	4.8%
10.5		7	0.6%
11		4	0.3%
12		4	0.3%
14		283	22.3%
15		9	0.7%
16		2	0.2%
18		2	0.2%
20		39	3.1%
21		128	10.1%
24		3	0.2%
25		3	0.2%
28		76	6.0%
30		18	1.4%
35		62	4.9%
37		1	0.1%
40		3	0.2%
42		20	1.6%
45		2	0.2%
49		5	0.4%
50		2	0.2%
56		21	1.7%
63		1	0.1%
70		10	0.8%
84		1	0.1%
99		2	0.2%
9998	未填答(missing value)	5	0.4%

Warning: these figures indicate the number of cases found in the data file. They cannot be interpreted as summary statistics of the population of interest.

q3_2: 3.2. 看電視新聞的時間大約多久?_/小時

Information	[Type= discrete] [Format=numeric] [Range= 0-9998] [Missing=*]		
Statistics [NW/ W]	[Valid=1269 /-] [Invalid=0 /-]		
Value	Label	Cases	Percentage
0		152	12.0%
0.5		37	2.9%
1		100	7.9%
2		34	2.7%
3		66	5.2%
3.5		118	9.3%
4		90	7.1%
5		26	2.0%
5.5		1	0.1%

File : data

q3_2: 3.2. 看電視新聞的時間大約多久?_/小時

Value	Label	Cases	Percentage
6		20	1.6%
7		313	24.7%
8		13	1.0%
9		3	0.2%
10		36	2.8%
10.5		10	0.8%
11		1	0.1%
12		2	0.2%
13		2	0.2%
14		113	8.9%
15		9	0.7%
17		1	0.1%
18		2	0.2%
20		9	0.7%
21		48	3.8%
25		2	0.2%
26		1	0.1%
28		21	1.7%
30		4	0.3%
35		19	1.5%
42		6	0.5%
50		1	0.1%
56		2	0.2%
58		1	0.1%
9998	未填答(missing value)	6	0.5%

















Warning: these figures indicate the number of cases found in the data file. They cannot be interpreted as summary statistics of the population of interest.

q4_1: 4.1. 請問您每周平均看報紙的時間大約多久?_/小時

Information	[Type= discrete] [Format=numeric] [Range= 0-9998] [Missing=*]		
Statistics [NW/ W]	[Valid=1269 /-] [Invalid=0 /-]		
Value	Label	Cases	Percentage
0		815	64.2%
0.5		17	1.3%
1		73	5.8%
1.5		4	0.3%
2		40	3.2%
2.3		1	0.1%
2.5		2	0.2%
3		34	2.7%
3.5		74	5.8%
4		37	2.9%
4.5		1	0.1%
5		10	0.8%
6		9	0.7%

File : data























q4_1: 4.1. 請問您每周平均看報紙的時間大約多久?_/小時

Value	Label	Cases	Percentage
7		98	 7.7%
8		5	 0.4%
9		2	 0.2%
10		8	 0.6%
10.5		1	 0.1%
12		1	 0.1%
13		1	 0.1%
14		24	 1.9%
15		1	 0.1%
18		1	 0.1%
20		1	 0.1%
21		1	 0.1%
28		2	 0.2%
48		1	 0.1%
70		1	 0.1%
9998	未填答(missing value)	4	 0.3%

Warning: these figures indicate the number of cases found in the data file. They cannot be interpreted as summary statistics of the population of interest.

q4_2: 4.2. 看報紙新聞的時間大約多久?_/小時

Information	[Type= discrete] [Format=numeric] [Range= 0-9998] [Missing=*]
Statistics [NW/ W]	[Valid=1269 /-] [Invalid=0 /-]

Value	Label	Cases	Percentage
0		830	 65.4%
0.2		3	 0.2%
0.5		46	 3.6%
1		93	 7.3%
1.5		6	 0.5%
2		38	 3.0%
2.3		2	 0.2%
2.5		3	 0.2%
3		36	 2.8%
3.5		63	 5.0%
4		33	 2.6%
5		11	 0.9%
6		3	 0.2%
7		67	 5.3%
8		3	 0.2%
9		1	 0.1%
10		7	 0.6%
10.5		1	 0.1%
14		12	 0.9%
21		2	 0.2%
24		1	 0.1%
28		1	 0.1%

File : data

q4_2: 4.2. 看報紙新聞的時間大約多久?_/小時

Value	Label	Cases	Percentage
70		1	0.1%
9998	未填答(missing value)	6	0.5%

Warning: these figures indicate the number of cases found in the data file. They cannot be interpreted as summary statistics of the population of interest.

q5_1: 5.1. 請問您每周平均聽廣播的時間大約多久?_/小時

Information	[Type= discrete] [Format=numeric] [Range= 0-9998] [Missing=*]
Statistics [NW/ W]	[Valid=1269 /-] [Invalid=0 /-]

Value	Label	Cases	Percentage
0		887	69.9%
0.5		12	0.9%
1		51	4.0%
1.3		1	0.1%
1.5		1	0.1%
2		33	2.6%
2.5		1	0.1%
3		18	1.4%
3.5		22	1.7%
4		13	1.0%
5		8	0.6%
6		4	0.3%
7		65	5.1%
8		12	0.9%
9		1	0.1%
10		10	0.8%
10.5		1	0.1%
12		2	0.2%
14		28	2.2%
15		2	0.2%
16		2	0.2%
18		1	0.1%
20		2	0.2%
21		15	1.2%
24		2	0.2%
25		2	0.2%
28		8	0.6%
30		2	0.2%
35		7	0.6%
40		12	0.9%
42		13	1.0%
45		1	0.1%
49		1	0.1%
50		6	0.5%
56		17	1.3%
70		1	0.1%

File : data			
# q5_1: 5.1. 請問您每周平均聽廣播的時間大約多久?___/小時			
Value	Label	Cases	Percentage
84		3	0.2%
9998	未填答(missing value)	2	0.2%
Warning: these figures indicate the number of cases found in the data file. They cannot be interpreted as summary statistics of the population of interest.			
# q5_2: 5.2. 聽廣播新聞的時間大約多久?___/小時			
Information	[Type= discrete] [Format=numeric] [Range= 0-9998] [Missing=*]		
Statistics [NW/ W]	[Valid=1269 /-] [Invalid=0 /-]		
Value	Label	Cases	Percentage
0		985	<div><div></div></div> 77.6%
0.1		1	0.1%
0.2		7	0.6%
0.3		2	0.2%
0.5		35	<div><div></div></div> 2.8%
1		89	<div><div></div></div> 7.0%
1.3		1	0.1%
2		22	<div><div></div></div> 1.7%
3		14	<div><div></div></div> 1.1%
3.5		20	<div><div></div></div> 1.6%
4		9	<div><div></div></div> 0.7%
5		11	<div><div></div></div> 0.9%
6		3	0.2%
7		40	<div><div></div></div> 3.2%
8		4	0.3%
10		3	0.2%
10.5		2	0.2%
13		1	0.1%
14		3	0.2%
15		1	0.1%
20		1	0.1%
21		7	0.6%
28		1	0.1%
30		1	0.1%
35		1	0.1%
42		1	0.1%
9998	未填答(missing value)	4	0.3%
Warning: these figures indicate the number of cases found in the data file. They cannot be interpreted as summary statistics of the population of interest.			
# q6: 6. 最近您是否一直關注在電視新聞上有關於募兵政策新聞報導?			
Information	[Type= discrete] [Format=numeric] [Range= 1-99] [Missing=*]		
Statistics [NW/ W]	[Valid=1269 /-] [Invalid=0 /-]		
Value	Label	Cases	Percentage
1	非常不注意	100	<div><div></div></div> 7.9%
2	不太注意	205	<div><div></div></div> 16.2%
3	普通	127	<div><div></div></div> 10.0%

File : data








q6: 6. 最近您是否一直關注在電視新聞上有關於募兵政策新聞報導？

Value	Label	Cases	Percentage
4	有些注意	518	 40.8%
5	非常注意	259	 20.4%
98	不清楚	58	 4.6%
99	拒答	2	 0.2%

Warning: these figures indicate the number of cases found in the data file. They cannot be interpreted as summary statistics of the population of interest.

q7: 7. 最近您是否一直關注在報紙上有關於募兵政策新聞報導？








Information	[Type= discrete] [Format=numeric] [Range= 1-99] [Missing=*]
Statistics [NW/ W]	[Valid=1269 /-] [Invalid=0 /-]

Value	Label	Cases	Percentage
1	非常不注意	167	 13.2%
2	不太注意	142	 11.2%
3	普通	70	 5.5%
4	有些注意	277	 21.8%
5	非常注意	139	 11.0%
98	不清楚	415	 32.7%
99	拒答	59	 4.6%

Warning: these figures indicate the number of cases found in the data file. They cannot be interpreted as summary statistics of the population of interest.

q8: 8. 最近您是否一直關注在網路上有關於募兵政策新聞報導？







Information	[Type= discrete] [Format=numeric] [Range= 1-99] [Missing=*]
Statistics [NW/ W]	[Valid=1269 /-] [Invalid=0 /-]

Value	Label	Cases	Percentage
1	非常不注意	169	 13.3%
2	不太注意	209	 16.5%
3	普通	81	 6.4%
4	有些注意	397	 31.3%
5	非常注意	190	 15.0%
98	不清楚	196	 15.4%
99	拒答	27	 2.1%

Warning: these figures indicate the number of cases found in the data file. They cannot be interpreted as summary statistics of the population of interest.

q9: 9. 最近您常會和別人討論有關募兵政策的資訊嗎？

Information	[Type= discrete] [Format=numeric] [Range= 1-99] [Missing=*]
Statistics [NW/ W]	[Valid=1269 /-] [Invalid=0 /-]

Value	Label	Cases	Percentage
1	完全沒有討論	327	 25.8%
2	不太討論	153	 12.1%
3	普通	87	 6.9%
4	有時討論	489	 38.5%
5	經常討論	210	 16.5%
98	不清楚	3	 0.2%
99	拒答	0	

Warning: these figures indicate the number of cases found in the data file. They cannot be interpreted as summary statistics of the population of interest.

File : data

q10: 10. 您認為請問您認為募兵政策對台灣的國防的影響是？

Information [Type= discrete] [Format=numeric] [Range= 1-99] [Missing=*]

Statistics [NW/ W] [Valid=1269 /-] [Invalid=0 /-]

Value	Label	Cases	Percentage
1	非常傷害	113	8.9%
2	有傷害	278	21.9%
3	有利益	331	26.1%
4	非常有利益	88	6.9%
98	不清楚	438	34.5%
99	拒答	21	1.7%

Warning: these figures indicate the number of cases found in the data file. They cannot be interpreted as summary statistics of the population of interest.

q11: 11.請問您您擔不擔心推動募兵政策後的台灣國防力量？

Information [Type= discrete] [Format=numeric] [Range= 1-99] [Missing=*]

Statistics [NW/ W] [Valid=1269 /-] [Invalid=0 /-]

Value	Label	Cases	Percentage
1	非常擔心	173	13.6%
2	擔心	451	35.5%
3	不擔心	390	30.7%
4	非常不擔心	92	7.2%
98	不清楚	149	11.7%
99	拒答	14	1.1%

Warning: these figures indicate the number of cases found in the data file. They cannot be interpreted as summary statistics of the population of interest.

q12: 12. 請問您擔不擔心政府「不」推動募兵政策？

Information [Type= discrete] [Format=numeric] [Range= 1-99] [Missing=*]

Statistics [NW/ W] [Valid=1269 /-] [Invalid=0 /-]

Value	Label	Cases	Percentage
1	非常擔心	117	9.2%
2	擔心	455	35.9%
3	不擔心	429	33.8%
4	非常不擔心	108	8.5%
98	不清楚	147	11.6%
99	拒答	13	1.0%

Warning: these figures indicate the number of cases found in the data file. They cannot be interpreted as summary statistics of the population of interest.

q13: 13. 「根據科學研究,推動募兵制對台灣的國防力量好處多於壞處」請問您對這樣的說法接受的程度如何？

Information [Type= discrete] [Format=numeric] [Range= 1-99] [Missing=*]







Statistics [NW/ W] [Valid=1269 /-] [Invalid=0 /-]

Value	Label	Cases	Percentage
1	非常不能接受	129	10.2%
2	不能接受	321	25.3%
3	普通	293	23.1%
4	能接受	359	28.3%
5	非常能接受	88	6.9%
98	不清楚	77	6.1%

File : data			
# q13: 13. 「根據科學研究,推動募兵制對台灣的國防力量好處多於壞處」請問您對這樣的說法接受的程度如何?			
Value	Label	Cases	Percentage
99	拒答	2	0.2%
<i>Warning: these figures indicate the number of cases found in the data file. They cannot be interpreted as summary statistics of the population of interest.</i>			
# q14: 14. 當學者說:「募兵制是台灣國防的未來」,請問您相不相信這種說法?			
Information	[Type= discrete] [Format=numeric] [Range= 1-99] [Missing=*]		
Statistics [NW/ W]	[Valid=1269 /-] [Invalid=0 /-]		
Value	Label	Cases	Percentage
1	非常不相信	159	12.5%
2	不相信	425	33.5%
3	普通	288	22.7%
4	相信	288	22.7%
5	非常相信	60	4.7%
98	不清楚	49	3.9%
99	拒答	0	
<i>Warning: these figures indicate the number of cases found in the data file. They cannot be interpreted as summary statistics of the population of interest.</i>			
# q15: 15. 請問,您相不相信政府通動募兵制之後台灣國防將會進步?			
Information	[Type= discrete] [Format=numeric] [Range= 1-99] [Missing=*]		
Statistics [NW/ W]	[Valid=1269 /-] [Invalid=0 /-]		
Value	Label	Cases	Percentage
1	非常不相信	227	17.9%
2	不相信	534	42.1%
3	普通	200	15.8%
4	相信	236	18.6%
5	非常相信	30	2.4%
98	不清楚	42	3.3%
99	拒答	0	
<i>Warning: these figures indicate the number of cases found in the data file. They cannot be interpreted as summary statistics of the population of interest.</i>			
# q16: 16. 有人說:「政府對於募兵制公佈的資訊很充分」,請問您同不同意這種說法?			
Information	[Type= discrete] [Format=numeric] [Range= 1-99] [Missing=*]		
Statistics [NW/ W]	[Valid=1269 /-] [Invalid=0 /-]		
Value	Label	Cases	Percentage
1	非常不同意	286	22.5%
2	不同意	609	48.0%
3	普通	189	14.9%
4	同意	107	8.4%
5	非常同意	30	2.4%
98	不清楚	48	3.8%
99	拒答	0	
<i>Warning: these figures indicate the number of cases found in the data file. They cannot be interpreted as summary statistics of the population of interest.</i>			
# q17: 17. 請問,您相不相信電視新聞上對於募兵制對台灣國防影響的報導?			
Information	[Type= discrete] [Format=numeric] [Range= 1-99] [Missing=*]		
Statistics [NW/ W]	[Valid=1269 /-] [Invalid=0 /-]		

File : data








q17: 17. 請問, 您相不相信電視新聞上對於募兵制對台灣國防影響的報導?

Value	Label	Cases	Percentage
1	非常不相信	88	 6.9%
2	不相信	426	 33.6%
3	普通	494	 38.9%
4	相信	187	 14.7%
5	非常相信	14	 1.1%
98	不清楚	60	 4.7%
99	拒答	0	

Warning: these figures indicate the number of cases found in the data file. They cannot be interpreted as summary statistics of the population of interest.

q18: 18. 請問, 您相不相信談話節目名嘴對於募兵制對台灣國防影響的說法?








Information	[Type= discrete] [Format=numeric] [Range= 1-99] [Missing=*]
Statistics [NW/ W]	[Valid=1269 /-] [Invalid=0 /-]

Value	Label	Cases	Percentage
1	非常不相信	264	 20.8%
2	不相信	460	 36.2%
3	普通	363	 28.6%
4	相信	106	 8.4%
5	非常相信	9	 0.7%
98	不清楚	65	 5.1%
99	拒答	2	 0.2%

Warning: these figures indicate the number of cases found in the data file. They cannot be interpreted as summary statistics of the population of interest.

q19: 19. 請問, 您相不相信報紙上對於募兵制如何影響台灣國防的報導?

Information	[Type= discrete] [Format=numeric] [Range= 1-99] [Missing=*]
Statistics [NW/ W]	[Valid=1269 /-] [Invalid=0 /-]























Value	Label	Cases	Percentage
1	非常不相信	29	 2.3%
2	不相信	182	 14.3%
3	普通	399	 31.4%
4	相信	145	 11.4%
5	非常相信	6	 0.5%
98	不清楚	462	 36.4%
99	拒答	46	 3.6%

Warning: these figures indicate the number of cases found in the data file. They cannot be interpreted as summary statistics of the population of interest.

q20: 20. 請問, 您相不相信網路上網友對於募兵制如何影響台灣國防的說法?

Information	[Type= discrete] [Format=numeric] [Range= 1-99] [Missing=*]
Statistics [NW/ W]	[Valid=1269 /-] [Invalid=0 /-]

Value	Label	Cases	Percentage
1	非常不相信	97	 7.6%
2	不相信	362	 28.5%
3	普通	395	 31.1%
4	相信	119	 9.4%
5	非常相信	14	 1.1%

File : data			
# q20: 20. 請問, 您相不相信網路上網友對於募兵制如何影響台灣國防的說法?			
Value	Label	Cases	Percentage
98	不清楚	263	 20.7%
99	拒答	19	 1.5%
<i>Warning: these figures indicate the number of cases found in the data file. They cannot be interpreted as summary statistics of the population of interest.</i>			
# q21: 21. 有人說:「推動募兵制台灣國防情況會受傷害」, 請問您同不同意這種說法?			
Information	[Type= discrete] [Format=numeric] [Range= 1-99] [Missing=*]		
Statistics [NW/ W]	[Valid=1269 /-] [Invalid=0 /-]		
Value	Label	Cases	Percentage
1	非常不同意	93	 7.3%
2	不同意	374	 29.5%
3	普通	164	 12.9%
4	同意	407	 32.1%
5	非常同意	86	 6.8%
98	不清楚	140	 11.0%
99	拒答	5	 0.4%
<i>Warning: these figures indicate the number of cases found in the data file. They cannot be interpreted as summary statistics of the population of interest.</i>			
# q22: 22. 有人說:「推動募兵制台灣國家安全會受傷害」, 請問您同不同意這 種說法?			
Information	[Type= discrete] [Format=numeric] [Range= 1-99] [Missing=*]		
Statistics [NW/ W]	[Valid=1269 /-] [Invalid=0 /-]		
Value	Label	Cases	Percentage
1	非常不同意	111	 8.7%
2	不同意	462	 36.4%
3	普通	115	 9.1%
4	同意	345	 27.2%
5	非常同意	107	 8.4%
98	不清楚	120	 9.5%
99	拒答	9	 0.7%
<i>Warning: these figures indicate the number of cases found in the data file. They cannot be interpreted as summary statistics of the population of interest.</i>			
# q23: 23. 請問, 您對兩募兵制中對於台灣國防的影響瞭不瞭解?			
Information	[Type= discrete] [Format=numeric] [Range= 1-99] [Missing=*]		
Statistics [NW/ W]	[Valid=1269 /-] [Invalid=0 /-]		
Value	Label	Cases	Percentage
1	非常不瞭解 (跳答/q27)	71	 5.6%
2	不瞭解 (跳答/q27)	605	 47.7%
3	普通	334	 26.3%
4	瞭解	220	 17.3%
5	非常瞭解	32	 2.5%
99	拒答 (跳答/q27)	7	 0.6%
<i>Warning: these figures indicate the number of cases found in the data file. They cannot be interpreted as summary statistics of the population of interest.</i>			
# q24: 24. 有人說:「募兵對象年齡最高是35歲的國民, 對不對?」, 請問您同不同意這種說法?			
Information	[Type= discrete] [Format=numeric] [Range= 1-99] [Missing=*]		
Statistics [NW/ W]	[Valid=586 /-] [Invalid=683 /-]		

File : data

q24: 24. 有人說：「募兵對象年齡最高是35歲的國民,對不對?」,請問您同不同意這種說法?

Value	Label	Cases	Percentage
1	正確(同意)	91	<div><div></div></div> 15.5%
2	不正確(不同意)	352	<div><div></div></div> 60.1%
98	不清楚	139	<div><div></div></div> 23.7%
99	拒答	4	<div><div></div></div> 0.7%
Sysmiss		683	

Warning: these figures indicate the number of cases found in the data file. They cannot be interpreted as summary statistics of the population of interest.

q25: 25. 有人說：「國軍目前有約21萬人,對不對?」,請問您同不同意這種說法?

Information	[Type= discrete] [Format=numeric] [Range= 1-99] [Missing=*]
Statistics [NW/ W]	[Valid=586 /-] [Invalid=683 /-]

Value	Label	Cases	Percentage
1	正確(同意)	235	<div><div></div></div> 40.1%
2	不正確(不同意)	206	<div><div></div></div> 35.2%
98	不清楚	142	<div><div></div></div> 24.2%
99	拒答	3	<div><div></div></div> 0.5%
Sysmiss		683	

Warning: these figures indicate the number of cases found in the data file. They cannot be interpreted as summary statistics of the population of interest.

q26: 26. 有人說：「募兵政策後男性役男將不再服兵役,對不對?」,請問您同不同意這種說法?

Information	[Type= discrete] [Format=numeric] [Range= 1-99] [Missing=*]
Statistics [NW/ W]	[Valid=586 /-] [Invalid=683 /-]

Value	Label	Cases	Percentage
1	正確(同意)	74	<div><div></div></div> 12.6%
2	不正確(不同意)	380	<div><div></div></div> 64.8%
98	不清楚	130	<div><div></div></div> 22.2%
99	拒答	2	<div><div></div></div> 0.3%
Sysmiss		683	

Warning: these figures indicate the number of cases found in the data file. They cannot be interpreted as summary statistics of the population of interest.

q27: 27. 請問您會不會因為政府推動募兵制而鼓勵周遭的親朋好友去當兵?

Information	[Type= discrete] [Format=numeric] [Range= 1-99] [Missing=*]
Statistics [NW/ W]	[Valid=1269 /-] [Invalid=0 /-]

Value	Label	Cases	Percentage
1	非常不可能	143	<div><div></div></div> 11.3%
2	不可能	603	<div><div></div></div> 47.5%
3	普通	199	<div><div></div></div> 15.7%
4	可能	186	<div><div></div></div> 14.7%
5	非常可能	125	<div><div></div></div> 9.9%
98	不清楚	12	<div><div></div></div> 0.9%
99	拒答	1	<div><div></div></div> 0.1%








Warning: these figures indicate the number of cases found in the data file. They cannot be interpreted as summary statistics of the population of interest.

q28: 28. 請問您會不會因為政府推動募兵制而多跟親朋好友分享募兵的訊息?

Information	[Type= discrete] [Format=numeric] [Range= 1-99] [Missing=*]
Statistics [NW/ W]	[Valid=1269 /-] [Invalid=0 /-]

File : data































q28: 28. 請問您會不會因為政府推動募兵制而多跟親朋好友分享募兵的訊息？

Value	Label	Cases	Percentage
1	非常不可能	47	 3.7%
2	不可能	295	 23.2%
3	普通	223	 17.6%
4	可能	457	 36.0%
5	非常可能	231	 18.2%
98	不清楚	13	 1.0%
99	拒答	3	 0.2%

Warning: these figures indicate the number of cases found in the data file. They cannot be interpreted as summary statistics of the population of interest.

q29: 29.1. 請問您現在幾歲？

Information	[Type= discrete] [Format=numeric] [Range= 18-9998] [Missing=*]
Statistics [NW/ W]	[Valid=1269 /-] [Invalid=0 /-]

Value	Label	Cases	Percentage
18		35	 2.8%
19		13	 1.0%
20		33	 2.6%
21		31	 2.4%
22		18	 1.4%
23		25	 2.0%
24		27	 2.1%
25		23	 1.8%
26		19	 1.5%
27		11	 0.9%
28		19	 1.5%
29		16	 1.3%
30		36	 2.8%
31		9	 0.7%
32		25	 2.0%
33		16	 1.3%
34		17	 1.3%
35		38	 3.0%
36		24	 1.9%
37		23	 1.8%
38		26	 2.0%
39		19	 1.5%
40		64	 5.0%
41		4	 0.3%
42		13	 1.0%
43		18	 1.4%
44		14	 1.1%
45		51	 4.0%
46		20	 1.6%
47		25	 2.0%

File : data

q29: 29.1. 請問您現在幾歲？

Value	Label	Cases	Percentage
48		27	<div></div> 2.1%
49		11	<div></div> 0.9%
50		101	<div></div> 8.0%
51		10	<div></div> 0.8%
52		16	<div></div> 1.3%
53		14	<div></div> 1.1%
54		10	<div></div> 0.8%
55		38	<div></div> 3.0%
56		17	<div></div> 1.3%
57		22	<div></div> 1.7%
58		15	<div></div> 1.2%
59		11	<div></div> 0.9%
60		74	<div></div> 5.8%
61		7	<div></div> 0.6%
62		19	<div></div> 1.5%
63		14	<div></div> 1.1%
64		14	<div></div> 1.1%
65		33	<div></div> 2.6%
66		9	<div></div> 0.7%
67		3	<div></div> 0.2%
68		11	<div></div> 0.9%
69		2	<div></div> 0.2%
70		34	<div></div> 2.7%
71		1	<div></div> 0.1%
72		4	<div></div> 0.3%
73		2	<div></div> 0.2%
74		2	<div></div> 0.2%
75		4	<div></div> 0.3%
76		1	<div></div> 0.1%
77		1	<div></div> 0.1%
78		1	<div></div> 0.1%
79		2	<div></div> 0.2%
80		16	<div></div> 1.3%
82		2	<div></div> 0.2%
83		2	<div></div> 0.2%
85		1	<div></div> 0.1%
86		2	<div></div> 0.2%
87		1	<div></div> 0.1%
90		3	<div></div> 0.2%
9998	未填答(missing value)	0	

Warning: these figures indicate the number of cases found in the data file. They cannot be interpreted as summary statistics of the population of interest.

q29.1: 29.2. 請問您現在幾歲？ (分層1)

Information [Type= discrete] [Format=numeric] [Range= 1-6] [Missing=*]

File : data

q29.1: 29.2. 請問您現在幾歲? (分層1)

Statistics [NW/ W] [Valid=1269 /-] [Invalid=0 /-]

Value	Label	Cases	Percentage
1	18-19歲	48	3.8%
2	20-29歲	222	17.5%
3	30-39歲	233	18.4%
4	40-49歲	247	19.5%
5	50-59歲	254	20.0%
6	60歲以上	265	20.9%

Warning: these figures indicate the number of cases found in the data file. They cannot be interpreted as summary statistics of the population of interest.

q30: 30. 請問您的最高學歷是什麼(台:讀到什麼學校)?

Information [Type= discrete] [Format=numeric] [Range= 1-99] [Missing=*]

Statistics [NW/ W] [Valid=1269 /-] [Invalid=0 /-]

Value	Label	Cases	Percentage
1	小學及以下	39	3.1%
2	國初中	70	5.5%
3	高中職	332	26.2%
4	大學與大專	699	55.1%
5	碩博士(碩士畢、博士)	118	9.3%
99	拒答	11	0.9%

Warning: these figures indicate the number of cases found in the data file. They cannot be interpreted as summary statistics of the population of interest.

q31: 31. 在國民黨、民進黨、新黨、親民黨跟台聯黨這 5 個政黨中,您比較支持?

Information [Type= discrete] [Format=numeric] [Range= 1-99] [Missing=*]

Statistics [NW/ W] [Valid=1269 /-] [Invalid=0 /-]

Value	Label	Cases	Percentage
1	泛藍(國民黨、親民黨、新黨)	297	23.4%
2	泛綠(民進黨、台灣團結聯盟)	306	24.1%
3	不一定	564	44.4%
99	拒答	102	8.0%

Warning: these figures indicate the number of cases found in the data file. They cannot be interpreted as summary statistics of the population of interest.

q32: 32. 受訪者的性別?

Information [Type= discrete] [Format=numeric] [Range= 1-2] [Missing=*]

Statistics [NW/ W] [Valid=1269 /-] [Invalid=0 /-]

Value	Label	Cases	Percentage
1	男性	602	47.4%
2	女性	667	52.6%

Warning: these figures indicate the number of cases found in the data file. They cannot be interpreted as summary statistics of the population of interest.