

台灣 (Taiwan, ROC)

陳麗光, 國立成功大學老年學研究所

性別、學習、與成功老化：高等教育下之老人正規學習經驗

Study Documentation

July 19, 2016

Metadata Production

Metadata Producer(s)	學術調查研究資料庫(Survey Research Data Archive) (SRDA) , 中央研究院人社中心調查研究專題中心, DDI文件製作
Production Date	July 2, 2016
Version	2.0版, 參考IHSN Nesstar Template修改
Identification	E10050

Table of Contents

Overview.....	4
Scope & Coverage.....	4
Producers & Sponsors.....	4
Data Collection.....	4
Data Processing & Appraisal.....	4
Accessibility.....	5
Files Description.....	6
data.....	6
Variables Group(s).....	7
第一部份、基本資料.....	7
第二部份、目前學位學習狀況.....	8
第三部份、學習需求.....	9
第四部份、參與學習意願與參與偏好.....	10
第五部份、對現有高齡學習活動之運用與觀點.....	11
Variables Description.....	13
data.....	14

性別、學習、與成功老化：高等教育下之老人正規學習經驗

Gender, Learning Experiences in Universities, and Successful Aging

Overview

Identification	E10050
Version	Production Date: 2016-03-02
Abstract 為探索性別、高齡學習、與成功老化的關連性，本計畫以註冊於各大學系所之高齡者為對象，擬訂兩年期程，藉兼用量性與質性資料的混合式研究設計，達成兩項研究目的：(1)描繪高等教育環境中的高齡學習者特徵(2)探討高齡學習者於高等教育環境下之學習經驗及學習與其主觀所欲成功老化之可能關係。第一年以問卷方式進行資料之蒐集，並與一個常模做比較第二考量第一年的量性資料決定參與者標準，以便立意採樣，資料之來源以深度訪談為主。本計畫的執行將更豐富政策制訂者、實務工作者、學術研究者、與一般民眾對高齡者異質性及其多元學習觀點與需求的瞭解，亦有助於對未來世代共學做最好的思考與預備。有效問卷287份。	
Kind of Data	抽樣調查資料 (Sample survey data)

Scope & Coverage

Time Period(s)	2012
Countries	台灣 (Taiwan, ROC)
Geographic Coverage 台灣	
Universe 註冊於全台一般大學系所之60歲以上高齡學習者	

Producers & Sponsors

Primary Investigator(s)	陳麗光, 國立成功大學老年學研究所
Other Producer(s)	國立成功大學老年學研究所
Funding Agency/ies	行政院國家科學委員會

Data Collection

Data Collection Dates	start 2012-03-01 end 2012-05-31
Time Period(s)	start 2011-08-01 end 2013-07-31
Data Collection Mode	郵寄問卷 (Mail Questionnaire)

Data Processing & Appraisal

Data Editing 中央研究院人文社會科學研究中心調查研究專題中心所進行的資料整理方式，為不合理值檢核。	
---	--

Accessibility	
Contact(s)	學術調查研究資料庫(Survey Research Data Archive) (中央研究院人社中心調查研究專題中心), https://srda.sinica.edu.tw , srda@gate.sinica.edu.tw
Distributor(s)	學術調查研究資料庫(Survey Research Data Archive)
Depositor(s)	國立成功大學老年學研究所
<u>Access Conditions</u> 會員版(一般會員、院內會員)--直接下載	

Files Description

Dataset contains 1 file(s)

data	
# Cases	287
# Variable(s)	110

Variables Group(s)

Dataset contains 5 group(s)

Group 第一部分、基本資料							
#	Name	Label	Type	Format	Valid	Invalid	Question
1	a1	一、(1)年齡：民國__年出生	discrete	numeric-8.0	287	0	-
2	a2	一、(2)性別	discrete	numeric-11.0	287	0	-
3	a3a	一、(3a)教育程度-您就讀目前系所之前已完成之最高教育程度	discrete	numeric-11.0	286	1	-
4	a3b	一、(3b)教育程度-您目前就讀哪類學位課程	discrete	numeric-11.0	287	0	-
5	a3c1	一、(3c)教育程度-您目前就讀__科系	discrete	character-24	287	0	-
6	a3c2	一、(3c)教育程度-您目前就讀__年級	discrete	numeric-11.0	259	28	-
7	a4	一、(4)婚姻狀況	discrete	numeric-11.0	287	0	-
8	a5a	一、(5a)工作狀況-您是否已退休	discrete	numeric-11.0	282	5	-
9	a5b	一、(5b)工作狀況-您目前(若未退休)或過去(若已退休)之職業	discrete	numeric-11.0	282	5	-
10	a6	一、(6)自覺目前的經濟狀況	discrete	numeric-11.0	280	7	-
11	a7	一、(7)自覺目前的健康狀況	discrete	numeric-11.0	282	5	-
12	a8	一、(8)居住狀況	discrete	numeric-11.0	282	5	-
13	a9	一、(9)有無子女	discrete	numeric-11.0	277	10	-
14	a10	一、(10)居住區域	discrete	numeric-11.0	282	5	-
15	a11	一、(11)您完成先前的學校教育後，繼續參與一般性學習活動(如：演講、短程課程、讀書會等)的頻率如何	discrete	numeric-11.0	282	5	-
16	a12	一、(12)整體而言，您覺得參加學習對您人生的重要性	discrete	numeric-11.0	282	5	-
17	a13	一、(13)整體而言，相較於中年時代，您對60歲以後的生活滿意程度	discrete	numeric-11.0	280	7	-
18	a14	一、(14)整體而言，您覺得目前生活過得快樂嗎	discrete	numeric-11.0	282	5	-
19	a15_1	一、(15)達成心中滿意的老年生活之重要元素(最重要)	discrete	numeric-11.0	287	0	-
20	a15_2	一、(15)達成心中滿意的老年生活之重要元素(其次)	discrete	numeric-11.0	280	7	-
21	a15_3	一、(15)達成心中滿意的老年生活之重要元素(再其次)	discrete	numeric-11.0	277	10	-

#	Name	Label	Type	Format	Valid	Invalid	Question
22	a15_4	一、(15)達成心中滿意的老年生活之重要元素(第四)	discrete	numeric-11.0	267	20	-
23	a15_5	一、(15)達成心中滿意的老年生活之重要元素(第五)	discrete	numeric-11.0	251	36	-

Group 第二部份、目前學位學習狀況

#	Name	Label	Type	Format	Valid	Invalid	Question
1	b1	二、(1)請問您進入目前學位就讀的方式	discrete	numeric-11.0	285	2	-
2	b2_1	二、(2)選擇目前學位學習的原因(主要)	discrete	numeric-11.0	286	1	-
3	b2_2	二、(2)選擇目前學位學習的原因(第二)	discrete	numeric-11.0	273	14	-
4	b2_3	二、(2)選擇目前學位學習的原因(第三)	discrete	numeric-11.0	256	31	-
5	b3	二、(3)您入學以來，是否參加過學校社團	discrete	numeric-11.0	279	8	-
6	b4a	二、(4a)目前因課業使用電腦的狀況-目前課業是否需要使用電腦(含網路)	discrete	numeric-11.0	283	4	-
7	b4b	二、(4b)目前因課業使用電腦的狀況-使用情形	discrete	numeric-11.0	269	18	-
8	b4c_a	二、(4c)就學期間電腦用途-文書處理(如打報告、寫作業等)	discrete	numeric-11.0	266	21	-
9	b4c_b	二、(4c)就學期間電腦用途-上網找與課業有關資料	discrete	numeric-11.0	261	26	-
10	b4c_c	二、(4c)就學期間電腦用途-上網瀏覽系所與學校公共訊息	discrete	numeric-11.0	265	22	-
11	b4c_d	二、(4c)就學期間電腦用途-收發e-mail給老師、同學、學校	discrete	numeric-11.0	262	25	-
12	b4c_e	二、(4c)就學期間電腦用途-使用MSN等即時軟體與同學聯絡或討論	discrete	numeric-11.0	256	31	-
13	b5	二、(5)與同學每學期因課業互動討論的頻率	discrete	numeric-11.0	279	8	-
14	b6	二、(6)下課後與同學因非課業因素而互動的頻率	discrete	numeric-11.0	280	7	-
15	b7	二、(7)您同意對60歲以上之學位學習者仍應保持幾年內必須完成學位的規定嗎	discrete	numeric-11.0	278	9	-
16	b8	二、(8)如果可以選擇，您會希望在60歲以上的專屬班級進行學位學習嗎	discrete	numeric-11.0	277	10	-
17	b9	二、(9)您覺得自己完成課堂要求的作業是有困難的	discrete	numeric-11.0	279	8	-
18	b10	二、(10)當學習上遇到困難時，您知道到哪裡找資料或向誰請教	discrete	numeric-11.0	276	11	-

#	Name	Label	Type	Format	Valid	Invalid	Question
19	b11	二、(11)您覺得因年齡造成自己跟同學與老師間溝通與瞭解的距離感	discrete	numeric-11.0	276	11	-
20	b12	二、(12)您很容易就跟同學合作進行團體作業，或一起念書	discrete	numeric-11.0	277	10	-
21	b13	二、(13)您會主動請教老師或同學關於課業或生活上的問題	discrete	numeric-11.0	278	9	-
22	b14	二、(14)同學有因您的年齡額外提供學習相關的幫助與支持	discrete	numeric-11.0	287	0	-
23	b15	二、(15)老師有因您的年齡額外提供學習相關的幫助與支持	discrete	numeric-11.0	286	1	-
24	b16	二、(16)不管與老師意見是否相同，在課堂上您都會自由表達自己的看法	discrete	numeric-11.0	286	1	-
25	b17	二、(17)學校的行政作業，會因您的年齡額外提供幫助與支持	discrete	numeric-11.0	282	5	-
26	b18	二、(18)目前的學位學習有助於您應用於處理日常生活問題	discrete	numeric-11.0	285	2	-
27	b19	二、(19)參與學位課程對您目前的生活有正面影響	discrete	numeric-11.0	281	6	-
28	b20	二、(20)您對於學校學位學習的過程中有受到家人親友的支持與幫助	discrete	numeric-11.0	285	2	-
29	b21	二、(21)您覺得生理老化(如重聽、老花眼、頻尿等)或慢性病(如高血壓、心臟病、糖尿病等)有影響目前學位學習	discrete	numeric-11.0	286	1	-

Group 第三部分、學習需求

#	Name	Label	Type	Format	Valid	Invalid	Question
1	c1	三、(1)學習有益身體健康的運動	discrete	numeric-11.0	286	1	-
2	c2	三、(2)學習如何和他人相處與溝通	discrete	numeric-11.0	284	3	-
3	c3	三、(3)參加語言的學習(如：日語、英語)	discrete	numeric-11.0	286	1	-
4	c4	三、(4)學習音樂、舞蹈類的智能	discrete	numeric-11.0	282	5	-
5	c5	三、(5)了解老人福利與服務的資訊	discrete	numeric-11.0	283	4	-
6	c6	三、(6)了解高齡期常見的疾病與預防方法	discrete	numeric-11.0	285	2	-
7	c7	三、(7)學習與家人相處(如：婆媳相處、祖孫相處)	discrete	numeric-11.0	287	0	-

#	Name	Label	Type	Format	Valid	Invalid	Question
8	c8	三、(8)了解醫療及用藥安全	discrete	numeric-11.0	277	10	-
9	c9	三、(9)了解現代流行資訊	discrete	numeric-11.0	278	9	-
10	c10	三、(10)了解法律常識 (如：投票、交通罰則、 刑/民法)	discrete	numeric-11.0	277	10	-
11	c11	三、(11)參加旅遊的學習活動	discrete	numeric-11.0	278	9	-
12	c12	三、(12)了解如何規畫退休 後的生活	discrete	numeric-11.0	277	10	-
13	c13	三、(13)學習如何面對死亡	discrete	numeric-11.0	277	10	-
14	c14	三、(14)學習志願服務的知 能	discrete	numeric-11.0	277	10	-
15	c15	三、(15)學習居家安全的知 識	discrete	numeric-11.0	277	10	-
16	c16	三、(16)瞭解高齡期飲食與 營養	discrete	numeric-11.0	278	9	-
17	c17	三、(17)瞭解高齡期的財務 規劃與運用(如投資風險、 旅遊資金)	discrete	numeric-11.0	277	10	-
18	c18	三、(18)學習如何參加社交 團體或活動	discrete	numeric-11.0	277	10	-
19	c19	三、(19)了解社會潮流發展 趨勢	discrete	numeric-11.0	276	11	-
20	c20	三、(20)了解退休前的準備 與心理調適	discrete	numeric-11.0	274	13	-
21	c21	三、(21)探討有關人生意義 的主題	discrete	numeric-11.0	278	9	-
22	c22	三、(22)學習使用現代科技 (如：手機、電腦、家電用 品)	discrete	numeric-11.0	277	10	-
23	c23	三、(23)參加嗜好類的學習 活動(如：園藝、書法、棋 藝等)	discrete	numeric-11.0	277	10	-
24	c24	三、(24)參加增長新知的學 習活動	discrete	numeric-11.0	278	9	-
25	c25	三、(25)了解國內外政治的 發展情勢	discrete	numeric-11.0	278	9	-
26	c26	三、(26)了解如何保護自己 (如：反暴力、防詐欺)	discrete	numeric-11.0	278	9	-
27	c27	三、(27)參加命理類的學 習活動(如：易經、紫微斗 數、風水等)	discrete	numeric-11.0	274	13	-
28	c28	三、(28)探討高齡期的價值 與目標	discrete	numeric-11.0	275	12	-
29	c29	三、(29)學習再就業的知能	discrete	numeric-11.0	277	10	-

Group 第四部分、參與學習意願與參與偏好

#	Name	Label	Type	Format	Valid	Invalid	Question
---	------	-------	------	--------	-------	---------	----------

#	Name	Label	Type	Format	Valid	Invalid	Question
1	d1	四、(1)如果有機會，是否願意參加學習活動	discrete	numeric-11.0	286	1	-
2	d2	四、(2)希望學習活動安排的時間	discrete	numeric-11.0	285	2	-
3	d3	四、(3)希望學習活動每週安排次數	discrete	numeric-11.0	278	9	-
4	d4	四、(4)希望每節上課時間長度	discrete	numeric-11.0	284	3	-
5	d5	四、(5)希望老師的年齡	discrete	numeric-11.0	286	1	-
6	d6	四、(6)希望一起學習的人是	discrete	numeric-11.0	284	3	-
7	d7	四、(7)認為一班多少位同學較適合	discrete	numeric-11.0	286	1	-
8	d8	四、(8)希望上課時間的安排	discrete	numeric-11.0	285	2	-
9	d9	四、(9)希望的課程長度	discrete	numeric-11.0	282	5	-
10	d10_1	四、(10)喜歡老師的教學方式-最喜歡	discrete	numeric-11.0	281	6	-
11	d10_2	四、(10)喜歡老師的教學方式-其次	discrete	numeric-11.0	259	28	-
12	d10_3	四、(10)喜歡老師的教學方式-再其次	discrete	numeric-11.0	233	54	-
13	d11_1	四、(11)喜歡的學習場所-最喜歡	discrete	numeric-11.0	281	6	-
14	d11_2	四、(11)喜歡的學習場所-其次	discrete	numeric-11.0	243	44	-
15	d11_3	四、(11)喜歡的學習場所-再其次	discrete	numeric-11.0	212	75	-
16	d12_1	四、(12)希望老師應具有的條件-首要	discrete	numeric-11.0	281	6	-
17	d12_2	四、(12)希望老師應具有的條件-第二	discrete	numeric-11.0	258	29	-
18	d12_3	四、(12)希望老師應具有的條件-第三	discrete	numeric-11.0	239	48	-
19	d13_1	四、(13)想要參加學習活動的理由-主要	discrete	numeric-11.0	282	5	-
20	d13_2	四、(13)想要參加學習活動的理由-第二	discrete	numeric-11.0	275	12	-
21	d13_3	四、(13)想要參加學習活動的理由-第三	discrete	numeric-11.0	254	33	-

Group 第五部分、對現有高齡學習活動之運用與觀點

#	Name	Label	Type	Format	Valid	Invalid	Question
1	e1	五、(1)長青學苑/老人大學課程	discrete	numeric-11.0	280	7	-
2	e2	五、(2)樂齡資源中心課程	discrete	numeric-11.0	278	9	-
3	e3	五、(3)老人寄宿學習課程	discrete	numeric-11.0	278	9	-
4	e4	五、(4)樂齡大學課程	discrete	numeric-11.0	278	9	-

#	Name	Label	Type	Format	Valid	Invalid	Question
5	e5	五、(5)社區關懷據點課程	discrete	numeric-11.0	278	9	-
6	e6_1	五、(6)不曾參加上述(1)~(5)的原因-主要	discrete	numeric-11.0	277	10	-
7	e6_2	五、(6)不曾參加上述(1)~(5)的原因-第二	discrete	numeric-11.0	152	135	-
8	e6_3	五、(6)不曾參加上述(1)~(5)的原因-第三	discrete	numeric-11.0	101	186	-

Variables Description

Dataset contains 110 variable(s)

File : data			
# a1: 一、(1)年齡：民國__年出生			
Information	[Type= discrete] [Format=numeric] [Range= 1-4] [Missing=*/0]		
Statistics [NW/ W]	[Valid=287 /-] [Invalid=0 /-]		
Value	Label	Cases	Percentage
1	60-64歲	205	<div><div></div></div> 71.4%
2	65-69歲	59	<div><div></div></div> 20.6%
3	70-74歲	11	<div><div></div></div> 3.8%
4	75歲(含)以上	12	<div><div></div></div> 4.2%
Warning: these figures indicate the number of cases found in the data file. They cannot be interpreted as summary statistics of the population of interest.			
# a2: 一、(2)性別			
Information	[Type= discrete] [Format=numeric] [Range= 1-2] [Missing=*/0]		
Statistics [NW/ W]	[Valid=287 /-] [Invalid=0 /-]		
Value	Label	Cases	Percentage
1	男	209	<div><div></div></div> 72.8%
2	女	78	<div><div></div></div> 27.2%
Warning: these figures indicate the number of cases found in the data file. They cannot be interpreted as summary statistics of the population of interest.			
# a3a: 一、(3a)教育程度-您就讀目前系所之前已完成之最高教育程度			
Information	[Type= discrete] [Format=numeric] [Range= 1-7] [Missing=*/0]		
Statistics [NW/ W]	[Valid=286 /-] [Invalid=1 /-]		
Value	Label	Cases	Percentage
1	自修識字	0	
2	國小	0	
3	國/初中	0	
4	高中/職	25	<div><div></div></div> 8.7%
5	專科,大學	145	<div><div></div></div> 50.7%
6	碩士	106	<div><div></div></div> 37.1%
7	博士	10	<div><div></div></div> 3.5%
0		1	
Warning: these figures indicate the number of cases found in the data file. They cannot be interpreted as summary statistics of the population of interest.			
# a3b: 一、(3b)教育程度-您目前就讀哪類學位課程			
Information	[Type= discrete] [Format=numeric] [Range= 1-4] [Missing=*/0]		
Statistics [NW/ W]	[Valid=287 /-] [Invalid=0 /-]		
Value	Label	Cases	Percentage
1	學士班	58	<div><div></div></div> 20.2%
2	碩士班	80	<div><div></div></div> 27.9%
3	碩士專班	78	<div><div></div></div> 27.2%
4	博士班	71	<div><div></div></div> 24.7%
Warning: these figures indicate the number of cases found in the data file. They cannot be interpreted as summary statistics of the population of interest.			
# a3c1: 一、(3c)教育程度-您目前就讀__科系			
Information	[Type= discrete] [Format=character] [Missing=*]		
Statistics [NW/ W]	[Valid=287 /-] [Invalid=0 /-]		

File : data

a3c1: 一、(3c)教育程度-您目前就讀—科系

Value	Label	Cases	Percentage
EMBA		8	2.8%
EMBA企業領袖組		1	0.3%
EMBA企管		1	0.3%
不動產經營		1	0.3%
中國文學		3	1.0%
中山		1	0.3%
中山與中國大陸研究所		3	1.0%
中文		7	2.4%
中文所		1	0.3%
中文碩專		1	0.3%
亞太所		4	1.4%
人力資源管理所		1	0.3%
企業管理		4	1.4%
企管		14	4.9%
企高		1	0.3%
休旅		2	0.7%
休閒管理		1	0.3%
休閒與觀光管理		1	0.3%
休閒運動		1	0.3%
佛學		1	0.3%
佛教學系		1	0.3%
健康事業管理系		1	0.3%
健康照護研究所		1	0.3%
兒童與家庭		1	0.3%
公共事務		1	0.3%
公共事務管理		2	0.7%
公共政策		1	0.3%
公共行政		1	0.3%
公衛		1	0.3%
化學		2	0.7%
化學生物		1	0.3%
台文		2	0.7%
台灣文化研究所		1	0.3%
台灣文學研究所		1	0.3%
台灣文學系		1	0.3%
台灣文學語文及語文教育所		1	0.3%
哲學		2	0.7%

File : data

a3c1: 一、(3c)教育程度-您目前就讀—科系

Value	Label	Cases	Percentage
哲學所		3	1.0%
商研所		1	0.3%
商船		3	1.0%
國企所		1	0.3%
國學所		1	0.3%
國學研究所		1	0.3%
國家發展研究所		1	0.3%
國文		3	1.0%
國文系憲法碩士班		1	0.3%
國民教育所		1	0.3%
園藝		1	0.3%
土木		3	1.0%
土木工程		4	1.4%
土木工程與防災科技		1	0.3%
土開所		3	1.0%
大葉設計暨藝術學院		1	0.3%
宗教		5	1.7%
宗教所		3	1.0%
宗教研究所		1	0.3%
客家專班		2	0.7%
客家文化		1	0.3%
客家文化研究所		1	0.3%
室內設計		1	0.3%
工科博		1	0.3%
工程科技		2	0.7%
幼保		1	0.3%
幼兒教育		1	0.3%
幼教		3	1.0%
建築		1	0.3%
心理		1	0.3%
應用外語		2	0.7%
應用日語		1	0.3%
成人教育		2	0.7%
成人教育研究所		1	0.3%
政治		2	0.7%
政治科系		1	0.3%
教師專業發展教育		1	0.3%
教育		3	1.0%
教育心理與諮商		1	0.3%

File : data

a3c1: 一、(3c)教育程度-您目前就讀—科系

Value	Label	Cases	Percentage
教育行政與管理科學		1	0.3%
文創		2	0.7%
文化創意		1	0.3%
文學		1	0.3%
日文		3	1.0%
日文系		1	0.3%
時尚造形		2	0.7%
景觀所		1	0.3%
書畫		4	1.4%
會計		3	1.0%
會計與資訊		1	0.3%
樂活生命文化		4	1.4%
機械		1	0.3%
機械工程		1	0.3%
機械自動化		3	1.0%
機電工程		1	0.3%
歷史		3	1.0%
民族學		1	0.3%
民族音樂		1	0.3%
民間文學		1	0.3%
水產養殖		1	0.3%
法律		5	1.7%
海洋休閒觀光科		1	0.3%
溫泉產業		2	0.7%
營建		1	0.3%
營建工程		1	0.3%
營建科技與防災		1	0.3%
營建管理		1	0.3%
營養		1	0.3%
獸醫		1	0.3%
環境安全		1	0.3%
環境教育研究所		1	0.3%
生命科學		1	0.3%
生物機電		1	0.3%
生物科技		2	0.7%
生物與醫學		2	0.7%
生醫工程與環境科學		1	0.3%
社工		3	1.0%
社會		1	0.3%
社會工作		1	0.3%

File : data

a3c1: 一、(3c)教育程度-您目前就讀—科系

Value	Label	Cases	Percentage
社會福祉		1	0.3%
福祉		1	0.3%
科學教育所		1	0.3%
科技管理		1	0.3%
管理		3	1.0%
管理EMBA		2	0.7%
管理學院		3	1.0%
管科		1	0.3%
組織管理		1	0.3%
經濟		1	0.3%
經營管理		6	2.1%
經管所		2	0.7%
美洲所		1	0.3%
美術		3	1.0%
美語		1	0.3%
老福社工		3	1.0%
職業安全與衛生		3	1.0%
航太		1	0.3%
英文		2	0.7%
華語		1	0.3%
藥物科技		1	0.3%
行銷		2	0.7%
觀光		1	0.3%
觀光管理		3	1.0%
設計		1	0.3%
課程與教學研究所		1	0.3%
課程設計		1	0.3%
資管		1	0.3%
資訊管理		2	0.7%
跨文化翻譯		1	0.3%
輔導		1	0.3%
農業經濟		1	0.3%
運健休		2	0.7%
醫務管理		2	0.7%
醫學所		1	0.3%
醫研所		1	0.3%
金融所		1	0.3%
金融資訊		1	0.3%
防災所		2	0.7%
電子碩士在職專班		1	0.3%
電機工程		1	0.3%

File : data

a3c1: 一、(3c)教育程度-您目前就讀—科系

Value	Label	Cases	Percentage
餐旅		3	<div><div></div></div> 1.0%
餐旅管理		1	<div><div></div></div> 0.3%
體育推廣		1	<div><div></div></div> 0.3%
高階碩專班		1	<div><div></div></div> 0.3%
高階經營管理		2	<div><div></div></div> 0.7%
B		3	<div><div></div></div> 1.0%

Warning: these figures indicate the number of cases found in the data file. They cannot be interpreted as summary statistics of the population of interest.

a3c2: 一、(3c)教育程度-您目前就讀—年級

Information	[Type= discrete] [Format=numeric] [Range= 1-8] [Missing=*/0]
Statistics [NW/ W]	[Valid=259 /-] [Invalid=28 /-]

Value	Label	Cases	Percentage
1		94	<div><div></div></div> 36.3%
2		79	<div><div></div></div> 30.5%
3		37	<div><div></div></div> 14.3%
4		30	<div><div></div></div> 11.6%
5		11	<div><div></div></div> 4.2%
6		4	<div><div></div></div> 1.5%
7		2	<div><div></div></div> 0.8%
8		2	<div><div></div></div> 0.8%
0		28	

Warning: these figures indicate the number of cases found in the data file. They cannot be interpreted as summary statistics of the population of interest.

a4: 一、(4)婚姻狀況

Information	[Type= discrete] [Format=numeric] [Range= 1-4] [Missing=*/0]
Statistics [NW/ W]	[Valid=287 /-] [Invalid=0 /-]

Value	Label	Cases	Percentage
1	單身(不會結婚)	14	<div><div></div></div> 4.9%
2	已婚/同居	256	<div><div></div></div> 89.2%
3	離婚或分居	10	<div><div></div></div> 3.5%
4	喪偶	7	<div><div></div></div> 2.4%

Warning: these figures indicate the number of cases found in the data file. They cannot be interpreted as summary statistics of the population of interest.

a5a: 一、(5a)工作狀況-您是否已退休

Information	[Type= discrete] [Format=numeric] [Range= 1-3] [Missing=*/0]
Statistics [NW/ W]	[Valid=282 /-] [Invalid=5 /-]

Value	Label	Cases	Percentage
1	退休	116	<div><div></div></div> 41.1%
2	未退休	147	<div><div></div></div> 52.1%
3	其他(請說明)	19	<div><div></div></div> 6.7%
0		5	

Warning: these figures indicate the number of cases found in the data file. They cannot be interpreted as summary statistics of the population of interest.

a5b: 一、(5b)工作狀況-您目前(若未退休)或過去(若已退休)之職業

Information	[Type= discrete] [Format=numeric] [Range= 1-8] [Missing=*/0]
-------------	--

File : data

a5b: 一、(5b)工作狀況-您目前(若未退休)或過去(若已退休)之職業

Statistics [NW/ W] [Valid=282 /-] [Invalid=5 /-]

Value	Label	Cases	Percentage
1	軍	11	3.9%
2	公,教	128	45.4%
3	工,商	82	29.1%
4	農漁牧	3	1.1%
5	自由業	24	8.5%
6	家管	4	1.4%
7	無	2	0.7%
8	其他(請說明)	28	9.9%
0		5	

Warning: these figures indicate the number of cases found in the data file. They cannot be interpreted as summary statistics of the population of interest.

a6: 一、(6)自覺目前的經濟狀況

Information [Type= discrete] [Format=numeric] [Range= 1-4] [Missing=*/0]

Statistics [NW/ W] [Valid=280 /-] [Invalid=7 /-]

Value	Label	Cases	Percentage
1	相當夠用	96	34.3%
2	尚且夠用	168	60.0%
3	有點不夠用	13	4.6%
4	相當不夠用	3	1.1%
0		7	

Warning: these figures indicate the number of cases found in the data file. They cannot be interpreted as summary statistics of the population of interest.

a7: 一、(7)自覺目前的健康狀況

Information [Type= discrete] [Format=numeric] [Range= 1-5] [Missing=*/0]

Statistics [NW/ W] [Valid=282 /-] [Invalid=5 /-]

Value	Label	Cases	Percentage
1	很好	87	30.9%
2	好	130	46.1%
3	普通	50	17.7%
4	有點不好	13	4.6%
5	很不好	2	0.7%
0		5	

Warning: these figures indicate the number of cases found in the data file. They cannot be interpreted as summary statistics of the population of interest.

a8: 一、(8)居住狀況

Information [Type= discrete] [Format=numeric] [Range= 1-8] [Missing=*/0]

Statistics [NW/ W] [Valid=282 /-] [Invalid=5 /-]





Value	Label	Cases	Percentage
1	獨居	26	9.2%
2	只與配偶住	75	26.6%
3	只與子女住	7	2.5%
4	與配偶及子女同住	138	48.9%
5	三代同堂	27	9.6%

File : data			
# a8: 一、(8)居住狀況			
Value	Label	Cases	Percentage
6	只與孫子女住	0	
7	共同事業戶(如:老人公寓,養護中心,養生村等)	0	
8	其他(請說明)	9	3.2%
0		5	
Warning: these figures indicate the number of cases found in the data file. They cannot be interpreted as summary statistics of the population of interest.			
# a9: 一、(9)有無子女			
Information	[Type= discrete] [Format=numeric] [Range= 1-5] [Missing=*/0]		
Statistics [NW/ W]	[Valid=277 /-] [Invalid=10 /-]		
Value	Label	Cases	Percentage
1	沒有子女	14	5.1%
2	一個	27	9.7%
3	二個	130	46.9%
4	三個	77	27.8%
5	四個(含)以上	29	10.5%
0		10	
Warning: these figures indicate the number of cases found in the data file. They cannot be interpreted as summary statistics of the population of interest.			
# a10: 一、(10)居住區域			
Information	[Type= discrete] [Format=numeric] [Range= 1-6] [Missing=*/0]		
Statistics [NW/ W]	[Valid=282 /-] [Invalid=5 /-]		
Value	Label	Cases	Percentage
1	北區(宜蘭縣,基隆市,台北市,新北市,桃園縣,新竹市,新竹縣)	113	40.1%
2	中區(苗栗縣,大台中市,彰化縣,南投縣,雲林縣)	72	25.5%
3	南區(嘉義縣,嘉義市,大台南市,大高雄市,屏東縣,澎湖縣)	85	30.1%
4	東區(台東縣,花蓮縣)	6	2.1%
5	金馬地區(金門縣,連江縣)	2	0.7%
6	其他	4	1.4%
0		5	
Warning: these figures indicate the number of cases found in the data file. They cannot be interpreted as summary statistics of the population of interest.			
# a11: 一、(11)您完成先前的學校教育後,繼續參與一般性學習活動(如:演講、短程課程、讀書會等)的頻率如何			
Information	[Type= discrete] [Format=numeric] [Range= 1-5] [Missing=*/0]		
Statistics [NW/ W]	[Valid=282 /-] [Invalid=5 /-]		
Value	Label	Cases	Percentage
1	非常頻繁	39	13.8%
2	頻繁	105	37.2%
3	普通	96	34.0%
4	偶而	24	8.5%
5	很少	18	6.4%
0		5	
Warning: these figures indicate the number of cases found in the data file. They cannot be interpreted as summary statistics of the population of interest.			
# a12: 一、(12)整體而言,您覺得參加學習對您人生的重要性			
Information	[Type= discrete] [Format=numeric] [Range= 1-5] [Missing=*/0]		

File : data

a12: 一、(12)整體而言，您覺得參加學習對您人生的重要性

Statistics [NW/ W] [Valid=282 /-] [Invalid=5 /-]






Value	Label	Cases	Percentage
1	非常重要	123	 43.6%
2	重要	144	 51.1%
3	普通	13	 4.6%
4	不重要	2	 0.7%
5	非常不重要	0	
0		5	

Warning: these figures indicate the number of cases found in the data file. They cannot be interpreted as summary statistics of the population of interest.

a13: 一、(13)整體而言，相較於中年時代，您對60歲以後的生活滿意程度

Information [Type= discrete] [Format=numeric] [Range= 1-5] [Missing=*/0]

Statistics [NW/ W] [Valid=280 /-] [Invalid=7 /-]






Value	Label	Cases	Percentage
1	非常滿意	64	 22.9%
2	滿意	166	 59.3%
3	普通	46	 16.4%
4	不是很滿意	2	 0.7%
5	非常不滿意	2	 0.7%
0		7	

Warning: these figures indicate the number of cases found in the data file. They cannot be interpreted as summary statistics of the population of interest.

a14: 一、(14)整體而言，您覺得目前生活過得快樂嗎

Information [Type= discrete] [Format=numeric] [Range= 1-5] [Missing=*/0]

Statistics [NW/ W] [Valid=282 /-] [Invalid=5 /-]








Value	Label	Cases	Percentage
1	非常快樂	60	 21.3%
2	快樂	173	 61.3%
3	普通	46	 16.3%
4	不太快樂	2	 0.7%
5	非常不快樂	1	 0.4%
0		5	

Warning: these figures indicate the number of cases found in the data file. They cannot be interpreted as summary statistics of the population of interest.

a15_1: 一、(15)達成心中滿意的老年生活之重要元素(最重要)

Information [Type= discrete] [Format=numeric] [Range= 1-10] [Missing=*/0]

Statistics [NW/ W] [Valid=287 /-] [Invalid=0 /-]

Value	Label	Cases	Percentage
1	身體功能正常,可獨立生活	224	 78.0%
2	擁有優質的精神生活	16	 5.6%
3	能夠長壽	3	 1.0%
4	不需為子孫煩惱	1	 0.3%
5	不需要為錢煩惱	5	 1.7%
6	有配偶共度人生	12	 4.2%
7	子女孝順	3	 1.0%

File : data

a15_1: 一、(15)達成心中滿意的老年生活之重要元素(最重要)

Value	Label	Cases	Percentage
8	有朋友,同好相伴	3	1.0%
9	對社會有貢獻	14	4.9%
10	其他(請說明)	6	2.1%

Warning: these figures indicate the number of cases found in the data file. They cannot be interpreted as summary statistics of the population of interest.

a15_2: 一、(15)達成心中滿意的老年生活之重要元素(其次)

Information	[Type= discrete] [Format=numeric] [Range= 1-10] [Missing=*/0]
Statistics [NW/ W]	[Valid=280 /-] [Invalid=7 /-]

Value	Label	Cases	Percentage
1	身體功能正常,可獨立生活	32	11.4%
2	擁有優質的精神生活	102	36.4%
3	能夠長壽	9	3.2%
4	不需為子孫煩惱	14	5.0%
5	不需要為錢煩惱	47	16.8%
6	有配偶共度人生	40	14.3%
7	子女孝順	10	3.6%
8	有朋友,同好相伴	6	2.1%
9	對社會有貢獻	20	7.1%
10	其他(請說明)	0	
0		7	

Warning: these figures indicate the number of cases found in the data file. They cannot be interpreted as summary statistics of the population of interest.

a15_3: 一、(15)達成心中滿意的老年生活之重要元素(再其次)

Information	[Type= discrete] [Format=numeric] [Range= 1-10] [Missing=*/0]
Statistics [NW/ W]	[Valid=277 /-] [Invalid=10 /-]

Value	Label	Cases	Percentage
1	身體功能正常,可獨立生活	12	4.3%
2	擁有優質的精神生活	37	13.4%
3	能夠長壽	20	7.2%
4	不需為子孫煩惱	43	15.5%
5	不需要為錢煩惱	37	13.4%
6	有配偶共度人生	55	19.9%
7	子女孝順	24	8.7%
8	有朋友,同好相伴	16	5.8%
9	對社會有貢獻	30	10.8%
10	其他(請說明)	3	1.1%
0		10	

Warning: these figures indicate the number of cases found in the data file. They cannot be interpreted as summary statistics of the population of interest.

a15_4: 一、(15)達成心中滿意的老年生活之重要元素(第四)

Information	[Type= discrete] [Format=numeric] [Range= 1-10] [Missing=*/0]
Statistics [NW/ W]	[Valid=267 /-] [Invalid=20 /-]

Value	Label	Cases	Percentage
1	身體功能正常,可獨立生活	4	1.5%

File : data

a15_4: 一、(15)達成心中滿意的老年生活之重要元素(第四)

Value	Label	Cases	Percentage
2	擁有優質的精神生活	23	8.6%
3	能夠長壽	8	3.0%
4	不需為子孫煩惱	34	12.7%
5	不需要為錢煩惱	39	14.6%
6	有配偶共度人生	42	15.7%
7	子女孝順	31	11.6%
8	有朋友,同好相伴	52	19.5%
9	對社會有貢獻	33	12.4%
10	其他(請說明)	1	0.4%
0		20	

Warning: these figures indicate the number of cases found in the data file. They cannot be interpreted as summary statistics of the population of interest.

a15_5: 一、(15)達成心中滿意的老年生活之重要元素(第五)

Information	[Type= discrete] [Format=numeric] [Range= 1-10] [Missing=*/0]		
Statistics [NW/ W]	[Valid=251 /-] [Invalid=36 /-]		
Value	Label	Cases	Percentage
1	身體功能正常,可獨立生活	2	0.8%
2	擁有優質的精神生活	19	7.6%
3	能夠長壽	18	7.2%
4	不需為子孫煩惱	25	10.0%
5	不需要為錢煩惱	44	17.5%
6	有配偶共度人生	18	7.2%
7	子女孝順	23	9.2%
8	有朋友,同好相伴	45	17.9%
9	對社會有貢獻	54	21.5%
10	其他(請說明)	3	1.2%
0		36	

Warning: these figures indicate the number of cases found in the data file. They cannot be interpreted as summary statistics of the population of interest.

b1: 二、(1)請問您進入目前學位就讀的方式

Information	[Type= discrete] [Format=numeric] [Range= 1-5] [Missing=*/0]		
Statistics [NW/ W]	[Valid=285 /-] [Invalid=2 /-]		
Value	Label	Cases	Percentage
1	聯招入學	9	3.2%
2	甄選(申請)入學	47	16.5%
3	各校獨立招生入學	217	76.1%
4	轉學考試	7	2.5%
5	其他	5	1.8%
0		2	

Warning: these figures indicate the number of cases found in the data file. They cannot be interpreted as summary statistics of the population of interest.

b2_1: 二、(2)選擇目前學位學習的原因(主要)

Information	[Type= discrete] [Format=numeric] [Range= 1-11] [Missing=*/0]		
Statistics [NW/ W]	[Valid=286 /-] [Invalid=1 /-]		

File : data

b2_1: 二、(2)選擇目前學位學習的原因(主要)

Value	Label	Cases	Percentage
1	因工作需要或希望增加工作競爭力	47	16.4%
2	追求知識與技能的充實與更新	108	37.8%
3	培養新興趣	13	4.5%
4	增進自我瞭解	14	4.9%
5	獲取學位	24	8.4%
6	消磨時間	1	0.3%
7	想多認識朋友	5	1.7%
8	彌補過去缺乏求學機會的缺憾	20	7.0%
9	達成人生目標	28	9.8%
10	增進對社會環境跟時代脈動的瞭解	22	7.7%
11	其他(請說明)	4	1.4%
0		1	

Warning: these figures indicate the number of cases found in the data file. They cannot be interpreted as summary statistics of the population of interest.

b2_2: 二、(2)選擇目前學位學習的原因(第二)

Information	[Type= discrete] [Format=numeric] [Range= 1-11] [Missing=*/0]
Statistics [NW/ W]	[Valid=273 /-] [Invalid=14 /-]

Value	Label	Cases	Percentage
1	因工作需要或希望增加工作競爭力	23	8.4%
2	追求知識與技能的充實與更新	79	28.9%
3	培養新興趣	15	5.5%
4	增進自我瞭解	21	7.7%
5	獲取學位	21	7.7%
6	消磨時間	6	2.2%
7	想多認識朋友	9	3.3%
8	彌補過去缺乏求學機會的缺憾	26	9.5%
9	達成人生目標	38	13.9%
10	增進對社會環境跟時代脈動的瞭解	32	11.7%
11	其他(請說明)	3	1.1%
0		14	

Warning: these figures indicate the number of cases found in the data file. They cannot be interpreted as summary statistics of the population of interest.

b2_3: 二、(2)選擇目前學位學習的原因(第三)

Information	[Type= discrete] [Format=numeric] [Range= 1-11] [Missing=*/0]
Statistics [NW/ W]	[Valid=256 /-] [Invalid=31 /-]

Value	Label	Cases	Percentage
1	因工作需要或希望增加工作競爭力	11	4.3%
2	追求知識與技能的充實與更新	26	10.2%
3	培養新興趣	22	8.6%
4	增進自我瞭解	9	3.5%
5	獲取學位	39	15.2%
6	消磨時間	11	4.3%
7	想多認識朋友	17	6.6%
8	彌補過去缺乏求學機會的缺憾	27	10.5%

File : data

b2_3: 二、(2)選擇目前學位學習的原因(第三)

Value	Label	Cases	Percentage
9	達成人生目標	39	15.2%
10	增進對社會環境跟時代脈動的瞭解	52	20.3%
11	其他(請說明)	3	1.2%
0		31	

Warning: these figures indicate the number of cases found in the data file. They cannot be interpreted as summary statistics of the population of interest.

b3: 二、(3)您入學以來，是否參加過學校社團

Information	[Type= discrete] [Format=numeric] [Range= 1-2] [Missing=*/0]
Statistics [NW/ W]	[Valid=279 /-] [Invalid=8 /-]

Value	Label	Cases	Percentage
1	是	81	29.0%
2	否	198	71.0%
0		8	

Warning: these figures indicate the number of cases found in the data file. They cannot be interpreted as summary statistics of the population of interest.

b4a: 二、(4a)目前因課業使用電腦的狀況-目前課業是否需要使用電腦(含網路)

Information	[Type= discrete] [Format=numeric] [Range= 1-2] [Missing=*/0]
Statistics [NW/ W]	[Valid=283 /-] [Invalid=4 /-]

Value	Label	Cases	Percentage
1	是	274	96.8%
2	否(請跳答第5題)	9	3.2%
0		4	

Warning: these figures indicate the number of cases found in the data file. They cannot be interpreted as summary statistics of the population of interest.

b4b: 二、(4b)目前因課業使用電腦的狀況-使用情形

Information	[Type= discrete] [Format=numeric] [Range= 1-4] [Missing=*/0]
Statistics [NW/ W]	[Valid=269 /-] [Invalid=18 /-]

Value	Label	Cases	Percentage
1	相當沒困難	36	13.4%
2	沒有困難	130	48.3%
3	有點困難	98	36.4%
4	非常困難	5	1.9%
0		18	

Warning: these figures indicate the number of cases found in the data file. They cannot be interpreted as summary statistics of the population of interest.

b4c_a: 二、(4c)就學期間電腦用途-文書處理(如打報告、寫作業等)

Information	[Type= discrete] [Format=numeric] [Range= 1-2] [Missing=*/0]
Statistics [NW/ W]	[Valid=266 /-] [Invalid=21 /-]

Value	Label	Cases	Percentage
1	有	255	95.9%
2	無	11	4.1%
0		21	

Warning: these figures indicate the number of cases found in the data file. They cannot be interpreted as summary statistics of the population of interest.

File : data			
# b4c_b: 二、(4c)就學期間電腦用途-上網找與課業有關資料			
Information	[Type= discrete] [Format=numeric] [Range= 1-2] [Missing=*/0]		
Statistics [NW/ W]	[Valid=261 /-] [Invalid=26 /-]		
Value	Label	Cases	Percentage
1	有	257	<div><div></div></div> 98.5%
2	無	4	<div><div></div></div> 1.5%
0		26	
Warning: these figures indicate the number of cases found in the data file. They cannot be interpreted as summary statistics of the population of interest.			
# b4c_c: 二、(4c)就學期間電腦用途-上網瀏覽系所與學校公共訊息			
Information	[Type= discrete] [Format=numeric] [Range= 1-2] [Missing=*/0]		
Statistics [NW/ W]	[Valid=265 /-] [Invalid=22 /-]		
Value	Label	Cases	Percentage
1	有	254	<div><div></div></div> 95.8%
2	無	11	<div><div></div></div> 4.2%
0		22	
Warning: these figures indicate the number of cases found in the data file. They cannot be interpreted as summary statistics of the population of interest.			
# b4c_d: 二、(4c)就學期間電腦用途-收發e-mail給老師、同學、學校			
Information	[Type= discrete] [Format=numeric] [Range= 1-2] [Missing=*/0]		
Statistics [NW/ W]	[Valid=262 /-] [Invalid=25 /-]		
Value	Label	Cases	Percentage
1	有	250	<div><div></div></div> 95.4%
2	無	12	<div><div></div></div> 4.6%
0		25	
Warning: these figures indicate the number of cases found in the data file. They cannot be interpreted as summary statistics of the population of interest.			
# b4c_e: 二、(4c)就學期間電腦用途-使用MSN等即時軟體與同學聯絡或討論			
Information	[Type= discrete] [Format=numeric] [Range= 1-2] [Missing=*/0]		
Statistics [NW/ W]	[Valid=256 /-] [Invalid=31 /-]		
Value	Label	Cases	Percentage
1	有	96	<div><div></div></div> 37.5%
2	無	160	<div><div></div></div> 62.5%
0		31	
Warning: these figures indicate the number of cases found in the data file. They cannot be interpreted as summary statistics of the population of interest.			
# b5: 二、(5)與同學每學期因課業互動討論的頻率			
Information	[Type= discrete] [Format=numeric] [Range= 1-5] [Missing=*/0]		
Statistics [NW/ W]	[Valid=279 /-] [Invalid=8 /-]		
Value	Label	Cases	Percentage
1	一週1次(含)以上	133	<div><div></div></div> 47.7%
2	二到三週1次	84	<div><div></div></div> 30.1%
3	一個月1次	30	<div><div></div></div> 10.8%
4	二到三個月1次	12	<div><div></div></div> 4.3%
5	幾乎沒有	20	<div><div></div></div> 7.2%
0		8	





File : data			
# b5: 二、(5)與同學每學期因課業互動討論的頻率			
Warning: these figures indicate the number of cases found in the data file. They cannot be interpreted as summary statistics of the population of interest.			
# b6: 二、(6)下課後與同學因非課業因素而互動的頻率			
Information	[Type= discrete] [Format=numeric] [Range= 1-5] [Missing=*/0]		
Statistics [NW/ W]	[Valid=280 /-] [Invalid=7 /-]		
Value	Label	Cases	Percentage
1	一週1次(含)以上	90	32.1%
2	二到三週1次	79	28.2%
3	一個月1次	40	14.3%
4	二到三個月1次	27	9.6%
5	幾乎沒有	44	15.7%
0		7	
Warning: these figures indicate the number of cases found in the data file. They cannot be interpreted as summary statistics of the population of interest.			
# b7: 二、(7)您同意對60歲以上之學位學習者仍應保持幾年內必須完成學位的規定嗎			
Information	[Type= discrete] [Format=numeric] [Range= 1-4] [Missing=*/0]		
Statistics [NW/ W]	[Valid=278 /-] [Invalid=9 /-]		
Value	Label	Cases	Percentage
1	非常同意	26	9.4%
2	同意	123	44.2%
3	不同意	115	41.4%
4	非常不同意	14	5.0%
0		9	
Warning: these figures indicate the number of cases found in the data file. They cannot be interpreted as summary statistics of the population of interest.			
# b8: 二、(8)如果可以選擇，您會希望在60歲以上的專屬班級進行學位學習嗎			
Information	[Type= discrete] [Format=numeric] [Range= 1-4] [Missing=*/0]		
Statistics [NW/ W]	[Valid=277 /-] [Invalid=10 /-]		
Value	Label	Cases	Percentage
1	非常同意	28	10.1%
2	同意	129	46.6%
3	不同意	92	33.2%
4	非常不同意	28	10.1%
0		10	
Warning: these figures indicate the number of cases found in the data file. They cannot be interpreted as summary statistics of the population of interest.			
# b9: 二、(9)您覺得自己完成課堂要求的作業是有困難的			
Information	[Type= discrete] [Format=numeric] [Range= 1-4] [Missing=*/0]		
Statistics [NW/ W]	[Valid=279 /-] [Invalid=8 /-]		
Value	Label	Cases	Percentage
1	非常符合	9	3.2%
2	大部分符合	77	27.6%
3	不太符合	131	47.0%
4	非常不符合	62	22.2%
0		8	
Warning: these figures indicate the number of cases found in the data file. They cannot be interpreted as summary statistics of the population of interest.			

File : data

b10: 二、**(10)**當學習上遇到困難時，您知道到哪裡找資料或向誰請教

Information [Type= discrete] [Format=numeric] [Range= 1-4] [Missing=*/0]

Statistics [NW/ W] [Valid=276 /-] [Invalid=11 /-]





Value	Label	Cases	Percentage
1	非常符合	124	 44.9%
2	大部分符合	142	 51.4%
3	不太符合	9	 3.3%
4	非常不符合	1	 0.4%
0		11	

Warning: these figures indicate the number of cases found in the data file. They cannot be interpreted as summary statistics of the population of interest.

b11: 二、**(11)**您覺得因年齡造成自己跟同學與老師間溝通與瞭解的距離感

Information [Type= discrete] [Format=numeric] [Range= 1-4] [Missing=*/0]

Statistics [NW/ W] [Valid=276 /-] [Invalid=11 /-]





Value	Label	Cases	Percentage
1	非常符合	9	 3.3%
2	大部分符合	62	 22.5%
3	不太符合	138	 50.0%
4	非常不符合	67	 24.3%
0		11	

Warning: these figures indicate the number of cases found in the data file. They cannot be interpreted as summary statistics of the population of interest.

b12: 二、**(12)**您很容易就跟同學合作進行團體作業，或一起念書

Information [Type= discrete] [Format=numeric] [Range= 1-4] [Missing=*/0]

Statistics [NW/ W] [Valid=277 /-] [Invalid=10 /-]





Value	Label	Cases	Percentage
1	非常符合	116	 41.9%
2	大部分符合	130	 46.9%
3	不太符合	29	 10.5%
4	非常不符合	2	 0.7%
0		10	

Warning: these figures indicate the number of cases found in the data file. They cannot be interpreted as summary statistics of the population of interest.

b13: 二、**(13)**您會主動請教老師或同學關於課業或生活上的問題

Information [Type= discrete] [Format=numeric] [Range= 1-4] [Missing=*/0]

Statistics [NW/ W] [Valid=278 /-] [Invalid=9 /-]

Value	Label	Cases	Percentage
1	非常符合	118	 42.4%
2	大部分符合	146	 52.5%
3	不太符合	13	 4.7%
4	非常不符合	1	 0.4%
0		9	

Warning: these figures indicate the number of cases found in the data file. They cannot be interpreted as summary statistics of the population of interest.

b14: 二、**(14)**同學有因您的年齡額外提供學習相關的幫助與支持

Information [Type= discrete] [Format=numeric] [Range= 1-4] [Missing=*/0]

File : data

b14: 二、(14)同學有因您的年齡額外提供學習相關的幫助與支持

Statistics [NW/ W] [Valid=287 /-] [Invalid=0 /-]





Value	Label	Cases	Percentage
1	非常符合	40	 13.9%
2	大部分符合	113	 39.4%
3	不太符合	98	 34.1%
4	非常不符合	36	 12.5%

Warning: these figures indicate the number of cases found in the data file. They cannot be interpreted as summary statistics of the population of interest.

b15: 二、(15)老師有因您的年齡額外提供學習相關的幫助與支持

Information [Type= discrete] [Format=numeric] [Range= 1-4] [Missing=*/0]

Statistics [NW/ W] [Valid=286 /-] [Invalid=1 /-]





Value	Label	Cases	Percentage
1	非常符合	30	 10.5%
2	大部分符合	103	 36.0%
3	不太符合	115	 40.2%
4	非常不符合	38	 13.3%
0		1	

Warning: these figures indicate the number of cases found in the data file. They cannot be interpreted as summary statistics of the population of interest.

b16: 二、(16)不管與老師意見是否相同，在課堂上您都會自由表達自己的看法

Information [Type= discrete] [Format=numeric] [Range= 1-4] [Missing=*/0]

Statistics [NW/ W] [Valid=286 /-] [Invalid=1 /-]





Value	Label	Cases	Percentage
1	非常符合	95	 33.2%
2	大部分符合	153	 53.5%
3	不太符合	35	 12.2%
4	非常不符合	3	 1.0%
0		1	

Warning: these figures indicate the number of cases found in the data file. They cannot be interpreted as summary statistics of the population of interest.

b17: 二、(17)學校的行政作業，會因您的年齡額外提供幫助與支持

Information [Type= discrete] [Format=numeric] [Range= 1-4] [Missing=*/0]

Statistics [NW/ W] [Valid=282 /-] [Invalid=5 /-]

Value	Label	Cases	Percentage
1	非常符合	16	 5.7%
2	大部分符合	88	 31.2%
3	不太符合	124	 44.0%
4	非常不符合	54	 19.1%
0		5	

Warning: these figures indicate the number of cases found in the data file. They cannot be interpreted as summary statistics of the population of interest.





b18: 二、(18)目前的學位學習有助於您應用於處理日常生活問題

Information [Type= discrete] [Format=numeric] [Range= 1-4] [Missing=*/0]

Statistics [NW/ W] [Valid=285 /-] [Invalid=2 /-]

File : data





b18: 二、(18)目前的學位學習有助於您應用於處理日常生活問題

Value	Label	Cases	Percentage
1	非常符合	69	 24.2%
2	大部分符合	153	 53.7%
3	不太符合	55	 19.3%
4	非常不符合	8	 2.8%
0		2	

Warning: these figures indicate the number of cases found in the data file. They cannot be interpreted as summary statistics of the population of interest.

b19: 二、(19)參與學位課程對您目前的生活有正面影響

Information	[Type= discrete] [Format=numeric] [Range= 1-4] [Missing=*/0]
Statistics [NW/ W]	[Valid=281 /-] [Invalid=6 /-]

Value	Label	Cases	Percentage
1	非常符合	103	 36.7%
2	大部分符合	151	 53.7%
3	不太符合	22	 7.8%
4	非常不符合	5	 1.8%
0		6	

Warning: these figures indicate the number of cases found in the data file. They cannot be interpreted as summary statistics of the population of interest.

# b20: 二、(20)您對於學校學位學習的過程中有受到家人親友的支持與幫助			
Information	[Type= discrete] [Format=numeric] [Range= 1-4] [Missing=*/0]		
Statistics [NW/ W]	[Valid=285 /-] [Invalid=2 /-]		
Value	Label	Cases	Percentage
1	非常符合	113	<div><div></div></div> 39.6%
2	大部分符合	140	<div><div></div></div> 49.1%
3	不太符合	27	<div><div></div></div> 9.5%
4	非常不符合	5	<div><div></div></div> 1.8%
0		2	
Warning: these figures indicate the number of cases found in the data file. They cannot be interpreted as summary statistics of the population of interest.			
# b21: 二、(21)您覺得生理老化(如重聽、老花眼、頻尿等)或慢性病(如高血壓、心臟病、糖尿病等)有影響目前學位學習			
Information	[Type= discrete] [Format=numeric] [Range= 1-4] [Missing=*/0]		
Statistics [NW/ W]	[Valid=286 /-] [Invalid=1 /-]		
Value	Label	Cases	Percentage
1	非常符合	35	<div><div></div></div> 12.2%
2	大部分符合	89	<div><div></div></div> 31.1%
3	不太符合	108	<div><div></div></div> 37.8%
4	非常不符合	54	<div><div></div></div> 18.9%
0		1	
Warning: these figures indicate the number of cases found in the data file. They cannot be interpreted as summary statistics of the population of interest.			
# c1: 三、(1)學習有益身體健康的運動			
Information	[Type= discrete] [Format=numeric] [Range= 1-4] [Missing=*/0]		
Statistics [NW/ W]	[Valid=286 /-] [Invalid=1 /-]		
Value	Label	Cases	Percentage
1	非常需要	100	<div><div></div></div> 35.0%
2	需要	163	<div><div></div></div> 57.0%
3	不需要	20	<div><div></div></div> 7.0%
4	非常不需要	3	<div><div></div></div> 1.0%
0		1	
Warning: these figures indicate the number of cases found in the data file. They cannot be interpreted as summary statistics of the population of interest.			
# c2: 三、(2)學習如何和他人相處與溝通			
Information	[Type= discrete] [Format=numeric] [Range= 1-4] [Missing=*/0]		
Statistics [NW/ W]	[Valid=284 /-] [Invalid=3 /-]		
Value	Label	Cases	Percentage
1	非常需要	81	<div><div></div></div> 28.5%
2	需要	154	<div><div></div></div> 54.2%
3	不需要	46	<div><div></div></div> 16.2%
4	非常不需要	3	<div><div></div></div> 1.1%
0		3	
Warning: these figures indicate the number of cases found in the data file. They cannot be interpreted as summary statistics of the population of interest.			
# c3: 三、(3)參加語言的學習(如：日語、英語)			
Information	[Type= discrete] [Format=numeric] [Range= 1-4] [Missing=*/0]		
Statistics [NW/ W]	[Valid=286 /-] [Invalid=1 /-]		

# c3: 三、(3)參加語言的學習(如：日語、英語)			
Value	Label	Cases	Percentage
1	非常需要	66	<div><div></div></div> 23.1%
2	需要	162	<div><div></div></div> 56.6%
3	不需要	54	<div><div></div></div> 18.9%
4	非常不需要	4	<div><div></div></div> 1.4%
0		1	
Warning: these figures indicate the number of cases found in the data file. They cannot be interpreted as summary statistics of the population of interest.			
# c4: 三、(4)學習音樂、舞蹈類的智能			
Information	[Type= discrete] [Format=numeric] [Range= 1-4] [Missing=*/0]		
Statistics [NW/ W]	[Valid=282 /-] [Invalid=5 /-]		
Value	Label	Cases	Percentage
1	非常需要	22	<div><div></div></div> 7.8%
2	需要	133	<div><div></div></div> 47.2%
3	不需要	118	<div><div></div></div> 41.8%
4	非常不需要	9	<div><div></div></div> 3.2%
0		5	
Warning: these figures indicate the number of cases found in the data file. They cannot be interpreted as summary statistics of the population of interest.			
# c5: 三、(5)了解老人福利與服務的資訊			
Information	[Type= discrete] [Format=numeric] [Range= 1-4] [Missing=*/0]		
Statistics [NW/ W]	[Valid=283 /-] [Invalid=4 /-]		
Value	Label	Cases	Percentage
1	非常需要	64	<div><div></div></div> 22.6%
2	需要	156	<div><div></div></div> 55.1%
3	不需要	59	<div><div></div></div> 20.8%
4	非常不需要	4	<div><div></div></div> 1.4%
0		4	
Warning: these figures indicate the number of cases found in the data file. They cannot be interpreted as summary statistics of the population of interest.			
# c6: 三、(6)了解高齡期常見的疾病與預防方法			
Information	[Type= discrete] [Format=numeric] [Range= 1-4] [Missing=*/0]		
Statistics [NW/ W]	[Valid=285 /-] [Invalid=2 /-]		
Value	Label	Cases	Percentage
1	非常需要	90	<div><div></div></div> 31.6%
2	需要	155	<div><div></div></div> 54.4%
3	不需要	36	<div><div></div></div> 12.6%
4	非常不需要	4	<div><div></div></div> 1.4%
0		2	
Warning: these figures indicate the number of cases found in the data file. They cannot be interpreted as summary statistics of the population of interest.			
# c7: 三、(7)學習與家人相處(如：婆媳相處、祖孫相處)			
Information	[Type= discrete] [Format=numeric] [Range= 1-4] [Missing=*/0]		
Statistics [NW/ W]	[Valid=287 /-] [Invalid=0 /-]		
Value	Label	Cases	Percentage
1	非常需要	67	<div><div></div></div> 23.3%
2	需要	130	<div><div></div></div> 45.3%

# c7: 三、(7)學習與家人相處(如：婆媳相處、祖孫相處)			
Value	Label	Cases	Percentage
3	不需要	78	<div><div></div></div> 27.2%
4	非常不需要	12	<div><div></div></div> 4.2%
Warning: these figures indicate the number of cases found in the data file. They cannot be interpreted as summary statistics of the population of interest.			
# c8: 三、(8)了解醫療及用藥安全			
Information	[Type= discrete] [Format=numeric] [Range= 1-4] [Missing=*/0]		
Statistics [NW/ W]	[Valid=277 /-] [Invalid=10 /-]		
Value	Label	Cases	Percentage
1	非常需要	83	<div><div></div></div> 30.0%
2	需要	162	<div><div></div></div> 58.5%
3	不需要	30	<div><div></div></div> 10.8%
4	非常不需要	2	<div><div></div></div> 0.7%
0		10	
Warning: these figures indicate the number of cases found in the data file. They cannot be interpreted as summary statistics of the population of interest.			
# c9: 三、(9)了解現代流行資訊			
Information	[Type= discrete] [Format=numeric] [Range= 1-4] [Missing=*/0]		
Statistics [NW/ W]	[Valid=278 /-] [Invalid=9 /-]		
Value	Label	Cases	Percentage
1	非常需要	64	<div><div></div></div> 23.0%
2	需要	174	<div><div></div></div> 62.6%
3	不需要	34	<div><div></div></div> 12.2%
4	非常不需要	6	<div><div></div></div> 2.2%
0		9	
Warning: these figures indicate the number of cases found in the data file. They cannot be interpreted as summary statistics of the population of interest.			
# c10: 三、(10)了解法律常識(如：投票、交通罰則、刑/民法)			
Information	[Type= discrete] [Format=numeric] [Range= 1-4] [Missing=*/0]		
Statistics [NW/ W]	[Valid=277 /-] [Invalid=10 /-]		
Value	Label	Cases	Percentage
1	非常需要	57	<div><div></div></div> 20.6%
2	需要	172	<div><div></div></div> 62.1%
3	不需要	44	<div><div></div></div> 15.9%
4	非常不需要	4	<div><div></div></div> 1.4%
0		10	
Warning: these figures indicate the number of cases found in the data file. They cannot be interpreted as summary statistics of the population of interest.			
# c11: 三、(11)參加旅遊的學習活動			
Information	[Type= discrete] [Format=numeric] [Range= 1-4] [Missing=*/0]		
Statistics [NW/ W]	[Valid=278 /-] [Invalid=9 /-]		
Value	Label	Cases	Percentage
1	非常需要	47	<div><div></div></div> 16.9%
2	需要	175	<div><div></div></div> 62.9%
3	不需要	50	<div><div></div></div> 18.0%
4	非常不需要	6	<div><div></div></div> 2.2%
0		9	

# c11: 三、(11)參加旅遊的學習活動			
Warning: these figures indicate the number of cases found in the data file. They cannot be interpreted as summary statistics of the population of interest.			
# c12: 三、(12)了解如何規畫退休後的生活			
Information	[Type= discrete] [Format=numeric] [Range= 1-4] [Missing=*/0]		
Statistics [NW/ W]	[Valid=277 /-] [Invalid=10 /-]		
Value	Label	Cases	Percentage
1	非常需要	71	<div><div></div></div> 25.6%
2	需要	139	<div><div></div></div> 50.2%
3	不需要	62	<div><div></div></div> 22.4%
4	非常不需要	5	<div><div></div></div> 1.8%
0		10	
Warning: these figures indicate the number of cases found in the data file. They cannot be interpreted as summary statistics of the population of interest.			
# c13: 三、(13)學習如何面對死亡			
Information	[Type= discrete] [Format=numeric] [Range= 1-4] [Missing=*/0]		
Statistics [NW/ W]	[Valid=277 /-] [Invalid=10 /-]		
Value	Label	Cases	Percentage
1	非常需要	67	<div><div></div></div> 24.2%
2	需要	142	<div><div></div></div> 51.3%
3	不需要	61	<div><div></div></div> 22.0%
4	非常不需要	7	<div><div></div></div> 2.5%
0		10	
Warning: these figures indicate the number of cases found in the data file. They cannot be interpreted as summary statistics of the population of interest.			
# c14: 三、(14)學習志願服務的知能			
Information	[Type= discrete] [Format=numeric] [Range= 1-4] [Missing=*/0]		
Statistics [NW/ W]	[Valid=277 /-] [Invalid=10 /-]		
Value	Label	Cases	Percentage
1	非常需要	44	<div><div></div></div> 15.9%
2	需要	164	<div><div></div></div> 59.2%
3	不需要	64	<div><div></div></div> 23.1%
4	非常不需要	5	<div><div></div></div> 1.8%
0		10	
Warning: these figures indicate the number of cases found in the data file. They cannot be interpreted as summary statistics of the population of interest.			
# c15: 三、(15)學習居家安全的知識			
Information	[Type= discrete] [Format=numeric] [Range= 1-4] [Missing=*/0]		
Statistics [NW/ W]	[Valid=277 /-] [Invalid=10 /-]		
Value	Label	Cases	Percentage
1	非常需要	63	<div><div></div></div> 22.7%
2	需要	165	<div><div></div></div> 59.6%
3	不需要	45	<div><div></div></div> 16.2%
4	非常不需要	4	<div><div></div></div> 1.4%
0		10	
Warning: these figures indicate the number of cases found in the data file. They cannot be interpreted as summary statistics of the population of interest.			
# c16: 三、(16)瞭解高齡期飲食與營養			
Information	[Type= discrete] [Format=numeric] [Range= 1-4] [Missing=*/0]		

# c16: 三、(16)瞭解高齡期飲食與營養			
Statistics [NW/ W]		[Valid=278 /-] [Invalid=9 /-]	
Value	Label	Cases	Percentage
1	非常需要	82	<div><div></div></div> 29.5%
2	需要	159	<div><div></div></div> 57.2%
3	不需要	32	<div><div></div></div> 11.5%
4	非常不需要	5	<div><div></div></div> 1.8%
0		9	
Warning: these figures indicate the number of cases found in the data file. They cannot be interpreted as summary statistics of the population of interest.			
# c17: 三、(17)瞭解高齡期的財務規劃與運用(如投資風險、旅遊資金)			
Information		[Type= discrete] [Format=numeric] [Range= 1-4] [Missing=*/0]	
Statistics [NW/ W]		[Valid=277 /-] [Invalid=10 /-]	
Value	Label	Cases	Percentage
1	非常需要	62	<div><div></div></div> 22.4%
2	需要	154	<div><div></div></div> 55.6%
3	不需要	57	<div><div></div></div> 20.6%
4	非常不需要	4	<div><div></div></div> 1.4%
0		10	
Warning: these figures indicate the number of cases found in the data file. They cannot be interpreted as summary statistics of the population of interest.			
# c18: 三、(18)學習如何參加社交團體或活動			
Information		[Type= discrete] [Format=numeric] [Range= 1-4] [Missing=*/0]	
Statistics [NW/ W]		[Valid=277 /-] [Invalid=10 /-]	
Value	Label	Cases	Percentage
1	非常需要	31	<div><div></div></div> 11.2%
2	需要	152	<div><div></div></div> 54.9%
3	不需要	86	<div><div></div></div> 31.0%
4	非常不需要	8	<div><div></div></div> 2.9%
0		10	
Warning: these figures indicate the number of cases found in the data file. They cannot be interpreted as summary statistics of the population of interest.			
# c19: 三、(19)了解社會潮流發展趨勢			
Information		[Type= discrete] [Format=numeric] [Range= 1-4] [Missing=*/0]	
Statistics [NW/ W]		[Valid=276 /-] [Invalid=11 /-]	
Value	Label	Cases	Percentage
1	非常需要	55	<div><div></div></div> 19.9%
2	需要	182	<div><div></div></div> 65.9%
3	不需要	36	<div><div></div></div> 13.0%
4	非常不需要	3	<div><div></div></div> 1.1%
0		11	
Warning: these figures indicate the number of cases found in the data file. They cannot be interpreted as summary statistics of the population of interest.			
# c20: 三、(20)了解退休前的準備與心理調適			
Information		[Type= discrete] [Format=numeric] [Range= 1-4] [Missing=*/0]	
Statistics [NW/ W]		[Valid=274 /-] [Invalid=13 /-]	
Value	Label	Cases	Percentage
1	非常需要	54	<div><div></div></div> 19.7%

# c20: 三、(20)了解退休前的準備與心理調適			
Value	Label	Cases	Percentage
2	需要	145	<div><div></div></div> 52.9%
3	不需要	70	<div><div></div></div> 25.5%
4	非常不需要	5	<div><div></div></div> 1.8%
0		13	
Warning: these figures indicate the number of cases found in the data file. They cannot be interpreted as summary statistics of the population of interest.			
# c21: 三、(21)探討有關人生意義的主題			
Information	[Type= discrete] [Format=numeric] [Range= 1-4] [Missing=*/0]		
Statistics [NW/ W]	[Valid=278 /-] [Invalid=9 /-]		
Value	Label	Cases	Percentage
1	非常需要	61	<div><div></div></div> 21.9%
2	需要	160	<div><div></div></div> 57.6%
3	不需要	54	<div><div></div></div> 19.4%
4	非常不需要	3	<div><div></div></div> 1.1%
0		9	
Warning: these figures indicate the number of cases found in the data file. They cannot be interpreted as summary statistics of the population of interest.			
# c22: 三、(22)學習使用現代科技(如：手機、電腦、家電用品)			
Information	[Type= discrete] [Format=numeric] [Range= 1-4] [Missing=*/0]		
Statistics [NW/ W]	[Valid=277 /-] [Invalid=10 /-]		
Value	Label	Cases	Percentage
1	非常需要	60	<div><div></div></div> 21.7%
2	需要	171	<div><div></div></div> 61.7%
3	不需要	42	<div><div></div></div> 15.2%
4	非常不需要	4	<div><div></div></div> 1.4%
0		10	
Warning: these figures indicate the number of cases found in the data file. They cannot be interpreted as summary statistics of the population of interest.			
# c23: 三、(23)參加嗜好類的學習活動(如：園藝、書法、棋藝等)			
Information	[Type= discrete] [Format=numeric] [Range= 1-4] [Missing=*/0]		
Statistics [NW/ W]	[Valid=277 /-] [Invalid=10 /-]		
Value	Label	Cases	Percentage
1	非常需要	41	<div><div></div></div> 14.8%
2	需要	184	<div><div></div></div> 66.4%
3	不需要	47	<div><div></div></div> 17.0%
4	非常不需要	5	<div><div></div></div> 1.8%
0		10	
Warning: these figures indicate the number of cases found in the data file. They cannot be interpreted as summary statistics of the population of interest.			
# c24: 三、(24)參加增長新知的學習活動			
Information	[Type= discrete] [Format=numeric] [Range= 1-4] [Missing=*/0]		
Statistics [NW/ W]	[Valid=278 /-] [Invalid=9 /-]		
Value	Label	Cases	Percentage
1	非常需要	62	<div><div></div></div> 22.3%
2	需要	195	<div><div></div></div> 70.1%
3	不需要	19	<div><div></div></div> 6.8%

# c24: 三、(24)參加增長新知的學習活動			
Value	Label	Cases	Percentage
4	非常不需要	2	0.7%
0		9	
Warning: these figures indicate the number of cases found in the data file. They cannot be interpreted as summary statistics of the population of interest.			
# c25: 三、(25)了解國內外政治的發展情勢			
Information	[Type= discrete] [Format=numeric] [Range= 1-4] [Missing=*/0]		
Statistics [NW/ W]	[Valid=278 /-] [Invalid=9 /-]		
Value	Label	Cases	Percentage
1	非常需要	48	17.3%
2	需要	178	64.0%
3	不需要	46	16.5%
4	非常不需要	6	2.2%
0		9	
Warning: these figures indicate the number of cases found in the data file. They cannot be interpreted as summary statistics of the population of interest.			
# c26: 三、(26)了解如何保護自己(如：反暴力、防詐欺)			
Information	[Type= discrete] [Format=numeric] [Range= 1-4] [Missing=*/0]		
Statistics [NW/ W]	[Valid=278 /-] [Invalid=9 /-]		
Value	Label	Cases	Percentage
1	非常需要	67	24.1%
2	需要	151	54.3%
3	不需要	55	19.8%
4	非常不需要	5	1.8%
0		9	
Warning: these figures indicate the number of cases found in the data file. They cannot be interpreted as summary statistics of the population of interest.			
# c27: 三、(27)參加命理類的學習活動(如：易經、紫微斗數、風水等)			
Information	[Type= discrete] [Format=numeric] [Range= 1-4] [Missing=*/0]		
Statistics [NW/ W]	[Valid=274 /-] [Invalid=13 /-]		
Value	Label	Cases	Percentage
1	非常需要	27	9.9%
2	需要	105	38.3%
3	不需要	115	42.0%
4	非常不需要	27	9.9%
0		13	
Warning: these figures indicate the number of cases found in the data file. They cannot be interpreted as summary statistics of the population of interest.			
# c28: 三、(28)探討高齡期的價值與目標			
Information	[Type= discrete] [Format=numeric] [Range= 1-4] [Missing=*/0]		
Statistics [NW/ W]	[Valid=275 /-] [Invalid=12 /-]		
Value	Label	Cases	Percentage
1	非常需要	51	18.5%
2	需要	162	58.9%
3	不需要	53	19.3%
4	非常不需要	9	3.3%
0		12	

# c28: 三、(28)探討高齡期的價值與目標			
Warning: these figures indicate the number of cases found in the data file. They cannot be interpreted as summary statistics of the population of interest.			
# c29: 三、(29)學習再就業的知能			
Information	[Type= discrete] [Format=numeric] [Range= 1-4] [Missing=*/0]		
Statistics [NW/ W]	[Valid=277 /-] [Invalid=10 /-]		
Value	Label	Cases	Percentage
1	非常需要	37	13.4%
2	需要	94	33.9%
3	不需要	123	44.4%
4	非常不需要	23	8.3%
0		10	
Warning: these figures indicate the number of cases found in the data file. They cannot be interpreted as summary statistics of the population of interest.			
# d1: 四、(1)如果有機會，是否願意參加學習活動			
Information	[Type= discrete] [Format=numeric] [Range= 1-5] [Missing=*/0]		
Statistics [NW/ W]	[Valid=286 /-] [Invalid=1 /-]		
Value	Label	Cases	Percentage
1	非常願意	86	30.1%
2	願意	175	61.2%
3	無所謂	24	8.4%
4	不願意	1	0.3%
5	非常不願意	0	
0		1	
Warning: these figures indicate the number of cases found in the data file. They cannot be interpreted as summary statistics of the population of interest.			
# d2: 四、(2)希望學習活動安排的時間			
Information	[Type= discrete] [Format=numeric] [Range= 1-5] [Missing=*/0]		
Statistics [NW/ W]	[Valid=285 /-] [Invalid=2 /-]		
Value	Label	Cases	Percentage
1	上午	25	8.8%
2	下午	34	11.9%
3	白天皆可	122	42.8%
4	晚上	62	21.8%
5	其他(請說明)	42	14.7%
0		2	
Warning: these figures indicate the number of cases found in the data file. They cannot be interpreted as summary statistics of the population of interest.			
# d3: 四、(3)希望學習活動每週安排次數			
Information	[Type= discrete] [Format=numeric] [Range= 1-5] [Missing=*/0]		
Statistics [NW/ W]	[Valid=278 /-] [Invalid=9 /-]		
Value	Label	Cases	Percentage
1	一次	134	48.2%
2	二次	95	34.2%
3	三次	42	15.1%
4	四次	4	1.4%
5	五次	3	1.1%
0		9	
Warning: these figures indicate the number of cases found in the data file. They cannot be interpreted as summary statistics of the population of interest.			

# d4: 四、(4)希望每節上課時間長度			
Information	[Type= discrete] [Format=numeric] [Range= 1-6] [Missing=*/0]		
Statistics [NW/ W]	[Valid=284 /-] [Invalid=3 /-]		
Value	Label	Cases	Percentage
1	30分鐘	11	3.9%
2	40分鐘	65	22.9%
3	50分鐘	133	46.8%
4	60分鐘	35	12.3%
5	90分鐘	31	10.9%
6	其他(請說明)	9	3.2%
0		3	
Warning: these figures indicate the number of cases found in the data file. They cannot be interpreted as summary statistics of the population of interest.			
# d5: 四、(5)希望老師的年齡			
Information	[Type= discrete] [Format=numeric] [Range= 1-5] [Missing=*/0]		
Statistics [NW/ W]	[Valid=286 /-] [Invalid=1 /-]		
Value	Label	Cases	Percentage
1	比我年輕	31	10.8%
2	與我年齡相當	16	5.6%
3	比我年長	3	1.0%
4	各種年齡都可以	231	80.8%
5	其他(請說明)	5	1.7%
0		1	
Warning: these figures indicate the number of cases found in the data file. They cannot be interpreted as summary statistics of the population of interest.			
# d6: 四、(6)希望一起學習的人是			
Information	[Type= discrete] [Format=numeric] [Range= 1-5] [Missing=*/0]		
Statistics [NW/ W]	[Valid=284 /-] [Invalid=3 /-]		
Value	Label	Cases	Percentage
1	比我年輕	16	5.6%
2	與我年齡相當	21	7.4%
3	比我年長	1	0.4%
4	各種不同年齡的人	240	84.5%
5	其他(請說明)	6	2.1%
0		3	
Warning: these figures indicate the number of cases found in the data file. They cannot be interpreted as summary statistics of the population of interest.			
# d7: 四、(7)認為一班多少位同學較適合			
Information	[Type= discrete] [Format=numeric] [Range= 1-6] [Missing=*/0]		
Statistics [NW/ W]	[Valid=286 /-] [Invalid=1 /-]		
Value	Label	Cases	Percentage
1	15人(含)以下	98	34.3%
2	16-20人	102	35.7%
3	21-30人	50	17.5%
4	31-40人	11	3.8%
5	41人(含)以上	4	1.4%
6	其他(請說明)	21	7.3%

# d7: 四、(7)認為一班多少位同學較適合			
Value	Label	Cases	Percentage
0		1	
Warning: these figures indicate the number of cases found in the data file. They cannot be interpreted as summary statistics of the population of interest.			
# d8: 四、(8)希望上課時間的安排			
Information	[Type= discrete] [Format=numeric] [Range= 1-5] [Missing=*/0]		
Statistics [NW/ W]	[Valid=285 /-] [Invalid=2 /-]		
Value	Label	Cases	Percentage
1	星期一至星期五	161	56.5%
2	星期六	20	7.0%
3	星期日	6	2.1%
4	星期六,日(假日)皆可	75	26.3%
5	其他(請說明)	23	8.1%
0		2	
Warning: these figures indicate the number of cases found in the data file. They cannot be interpreted as summary statistics of the population of interest.			
# d9: 四、(9)希望的課程長度			
Information	[Type= discrete] [Format=numeric] [Range= 1-5] [Missing=*/0]		
Statistics [NW/ W]	[Valid=282 /-] [Invalid=5 /-]		
Value	Label	Cases	Percentage
1	一個月以內	42	14.9%
2	二至三個月	127	45.0%
3	四至六個月	64	22.7%
4	六至十二個月	19	6.7%
5	一年以上(請說明)	30	10.6%
0		5	
Warning: these figures indicate the number of cases found in the data file. They cannot be interpreted as summary statistics of the population of interest.			
# d10_1: 四、(10)喜歡老師的教學方式-最喜歡			
Information	[Type= discrete] [Format=numeric] [Range= 1-5] [Missing=*/0]		
Statistics [NW/ W]	[Valid=281 /-] [Invalid=6 /-]		
Value	Label	Cases	Percentage
1	由老師講	131	46.6%
2	由同學討論	44	15.7%
3	實際操作	45	16.0%
4	旅遊與參訪	50	17.8%
5	其他(請說明)	11	3.9%
0		6	
Warning: these figures indicate the number of cases found in the data file. They cannot be interpreted as summary statistics of the population of interest.			
# d10_2: 四、(10)喜歡老師的教學方式-其次			
Information	[Type= discrete] [Format=numeric] [Range= 1-5] [Missing=*/0]		
Statistics [NW/ W]	[Valid=259 /-] [Invalid=28 /-]		
Value	Label	Cases	Percentage
1	由老師講	48	18.5%
2	由同學討論	99	38.2%
3	實際操作	73	28.2%

# d10_2: 四、(10)喜歡老師的教學方式-其次			
Value	Label	Cases	Percentage
4	旅遊與參訪	38	<div><div></div></div> 14.7%
5	其他(請說明)	1	<div><div></div></div> 0.4%
0		28	
Warning: these figures indicate the number of cases found in the data file. They cannot be interpreted as summary statistics of the population of interest.			
# d10_3: 四、(10)喜歡老師的教學方式-再其次			
Information	[Type= discrete] [Format=numeric] [Range= 1-5] [Missing=*/0]		
Statistics [NW/ W]	[Valid=233 /-] [Invalid=54 /-]		
Value	Label	Cases	Percentage
1	由老師講	43	<div><div></div></div> 18.5%
2	由同學討論	50	<div><div></div></div> 21.5%
3	實際操作	72	<div><div></div></div> 30.9%
4	旅遊與參訪	68	<div><div></div></div> 29.2%
5	其他(請說明)	0	
0		54	
Warning: these figures indicate the number of cases found in the data file. They cannot be interpreted as summary statistics of the population of interest.			
# d11_1: 四、(11)喜歡的學習場所-最喜歡			
Information	[Type= discrete] [Format=numeric] [Range= 1-8] [Missing=*/0]		
Statistics [NW/ W]	[Valid=281 /-] [Invalid=6 /-]		
Value	Label	Cases	Percentage
1	社區活動中心	33	<div><div></div></div> 11.7%
2	附近大學院校	199	<div><div></div></div> 70.8%
3	附近國中小學	7	<div><div></div></div> 2.5%
4	教會	5	<div><div></div></div> 1.8%
5	寺廟	5	<div><div></div></div> 1.8%
6	老人活動中心	1	<div><div></div></div> 0.4%
7	社教館,文化中心	23	<div><div></div></div> 8.2%
8	其他	8	<div><div></div></div> 2.8%
0		6	
Warning: these figures indicate the number of cases found in the data file. They cannot be interpreted as summary statistics of the population of interest.			
# d11_2: 四、(11)喜歡的學習場所-其次			
Information	[Type= discrete] [Format=numeric] [Range= 1-8] [Missing=*/0]		
Statistics [NW/ W]	[Valid=243 /-] [Invalid=44 /-]		
Value	Label	Cases	Percentage
1	社區活動中心	59	<div><div></div></div> 24.3%
2	附近大學院校	39	<div><div></div></div> 16.0%
3	附近國中小學	41	<div><div></div></div> 16.9%
4	教會	7	<div><div></div></div> 2.9%
5	寺廟	3	<div><div></div></div> 1.2%
6	老人活動中心	12	<div><div></div></div> 4.9%
7	社教館,文化中心	81	<div><div></div></div> 33.3%
8	其他	1	<div><div></div></div> 0.4%
0		44	
Warning: these figures indicate the number of cases found in the data file. They cannot be interpreted as summary statistics of the population of interest.			

# d11_3: 四、(11)喜歡的學習場所-再其次			
Information	[Type= discrete] [Format=numeric] [Range= 1-8] [Missing=*/0]		
Statistics [NW/ W]	[Valid=212 /-] [Invalid=75 /-]		
Value	Label	Cases	Percentage
1	社區活動中心	53	25.0%
2	附近大學院校	14	6.6%
3	附近國中小學	44	20.8%
4	教會	9	4.2%
5	寺廟	8	3.8%
6	老人活動中心	17	8.0%
7	社教館,文化中心	61	28.8%
8	其他	6	2.8%
0		75	
Warning: these figures indicate the number of cases found in the data file. They cannot be interpreted as summary statistics of the population of interest.			
# d12_1: 四、(12)希望老師應具有的條件-首要			
Information	[Type= discrete] [Format=numeric] [Range= 1-7] [Missing=*/0]		
Statistics [NW/ W]	[Valid=281 /-] [Invalid=6 /-]		
Value	Label	Cases	Percentage
1	專業知識	215	76.5%
2	瞭解老人的心理	14	5.0%
3	幽默風	16	5.7%
4	不造成學習壓力	21	7.5%
5	關心學生	10	3.6%
6	能說方言(如:台語,客語)	0	
7	其他	5	1.8%
0		6	
Warning: these figures indicate the number of cases found in the data file. They cannot be interpreted as summary statistics of the population of interest.			
# d12_2: 四、(12)希望老師應具有的條件-第二			
Information	[Type= discrete] [Format=numeric] [Range= 1-7] [Missing=*/0]		
Statistics [NW/ W]	[Valid=258 /-] [Invalid=29 /-]		
Value	Label	Cases	Percentage
1	專業知識	31	12.0%
2	瞭解老人的心理	53	20.5%
3	幽默風	65	25.2%
4	不造成學習壓力	68	26.4%
5	關心學生	34	13.2%
6	能說方言(如:台語,客語)	5	1.9%
7	其他	2	0.8%
0		29	
Warning: these figures indicate the number of cases found in the data file. They cannot be interpreted as summary statistics of the population of interest.			
# d12_3: 四、(12)希望老師應具有的條件-第三			
Information	[Type= discrete] [Format=numeric] [Range= 1-7] [Missing=*/0]		
Statistics [NW/ W]	[Valid=239 /-] [Invalid=48 /-]		

d12_3: 四、(12)希望老師應具有的條件-第三

Value	Label	Cases	Percentage
1	專業知識	17	7.1%
2	瞭解老人的心理	20	8.4%
3	幽默風	63	26.4%
4	不造成學習壓力	56	23.4%
5	關心學生	64	26.8%
6	能說方言(如:台語,客語)	14	5.9%
7	其他	5	2.1%
0		48	

Warning: these figures indicate the number of cases found in the data file. They cannot be interpreted as summary statistics of the population of interest.

d13_1: 四、(13)想要參加學習活動的理由-主要

Information	[Type= discrete] [Format=numeric] [Range= 1-16] [Missing=*/0]
Statistics [NW/ W]	[Valid=282 /-] [Invalid=5 /-]

Value	Label	Cases	Percentage
1	為了使身體健康	48	17.0%
2	因為學習機構口碑良好	4	1.4%
3	因為收費便宜	0	
4	為追求新知,增廣見聞	106	37.6%
5	為了交朋友	7	2.5%
6	獲得文憑	13	4.6%
7	因為有熟悉的人作伴參加	0	
8	因為家人的鼓勵與支持	0	
9	為了打發時間	2	0.7%
10	為了享有當學生的樂趣	7	2.5%
11	為了再就業	1	0.4%
12	為了避免與社會脫節	7	2.5%
13	基於社會服務	10	3.5%
14	因為活動地點很近,交通方便	2	0.7%
15	對課程內容感興趣	71	25.2%
16	其他(請說明)	4	1.4%
0		5	

Warning: these figures indicate the number of cases found in the data file. They cannot be interpreted as summary statistics of the population of interest.

# d13_2: 四、(13)想要參加學習活動的理由-第二				
Information		[Type= discrete] [Format=numeric] [Range= 1-16] [Missing=*/0]		
Statistics [NW/ W]		[Valid=275 -] [Invalid=12 -]		
Value	Label	Cases	Percentage	
1	為了使身體健康	23	<div></div>	8.4%
2	因為學習機構口碑良好	10	<div></div>	3.6%
3	因為收費便宜	1	<div></div>	0.4%
4	為追求新知,增廣見聞	89	<div></div>	32.4%
5	為了交朋友	16	<div></div>	5.8%
6	獲得文憑	16	<div></div>	5.8%
7	因為有熟悉的人作伴參加	3	<div></div>	1.1%
8	因為家人的鼓勵與支持	5	<div></div>	1.8%
9	為了打發時間	1	<div></div>	0.4%
10	為了享有當學生的樂趣	13	<div></div>	4.7%
11	為了再就業	2	<div></div>	0.7%
12	為了避免與社會脫節	35	<div></div>	12.7%
13	基於社會服務	8	<div></div>	2.9%
14	因為活動地點很近,交通方便	8	<div></div>	2.9%
15	對課程內容感興趣	44	<div></div>	16.0%
16	其他(請說明)	1	<div></div>	0.4%
0		12		
Warning: these figures indicate the number of cases found in the data file. They cannot be interpreted as summary statistics of the population of interest.				
# d13_3: 四、(13)想要參加學習活動的理由-第三				
Information		[Type= discrete] [Format=numeric] [Range= 1-16] [Missing=*/0]		
Statistics [NW/ W]		[Valid=254 -] [Invalid=33 -]		
Value	Label	Cases	Percentage	
1	為了使身體健康	23	<div></div>	9.1%
2	因為學習機構口碑良好	9	<div></div>	3.5%
3	因為收費便宜	3	<div></div>	1.2%
4	為追求新知,增廣見聞	22	<div></div>	8.7%
5	為了交朋友	14	<div></div>	5.5%
6	獲得文憑	14	<div></div>	5.5%
7	因為有熟悉的人作伴參加	1	<div></div>	0.4%
8	因為家人的鼓勵與支持	6	<div></div>	2.4%
9	為了打發時間	6	<div></div>	2.4%
10	為了享有當學生的樂趣	22	<div></div>	8.7%
11	為了再就業	2	<div></div>	0.8%
12	為了避免與社會脫節	54	<div></div>	21.3%
13	基於社會服務	28	<div></div>	11.0%
14	因為活動地點很近,交通方便	12	<div></div>	4.7%
15	對課程內容感興趣	35	<div></div>	13.8%
16	其他(請說明)	3	<div></div>	1.2%
0		33		
Warning: these figures indicate the number of cases found in the data file. They cannot be interpreted as summary statistics of the population of interest.				
# e1: 五、(1)長青學苑/老人大學課程				
Information		[Type= discrete] [Format=numeric] [Range= 1-3] [Missing=*/0]		

# e1: 五、(1)長青學苑/老人大學課程			
Statistics [NW/ W]	[Valid=280 /-] [Invalid=7 /-]		
Value	Label	Cases	Percentage
1	目前參加中	13	<div><div></div></div> 4.6%
2	曾參加	50	<div><div></div></div> 17.9%
3	不曾參加	217	<div><div></div></div> 77.5%
0		7	
Warning: these figures indicate the number of cases found in the data file. They cannot be interpreted as summary statistics of the population of interest.			
# e2: 五、(2)樂齡資源中心課程			
Information	[Type= discrete] [Format=numeric] [Range= 1-3] [Missing=*/0]		
Statistics [NW/ W]	[Valid=278 /-] [Invalid=9 /-]		
Value	Label	Cases	Percentage
1	目前參加中	3	<div><div></div></div> 1.1%
2	曾參加	35	<div><div></div></div> 12.6%
3	不曾參加	240	<div><div></div></div> 86.3%
0		9	
Warning: these figures indicate the number of cases found in the data file. They cannot be interpreted as summary statistics of the population of interest.			
# e3: 五、(3)老人寄宿學習課程			
Information	[Type= discrete] [Format=numeric] [Range= 1-3] [Missing=*/0]		
Statistics [NW/ W]	[Valid=278 /-] [Invalid=9 /-]		
Value	Label	Cases	Percentage
1	目前參加中	0	
2	曾參加	14	<div><div></div></div> 5.0%
3	不曾參加	264	<div><div></div></div> 95.0%
0		9	
Warning: these figures indicate the number of cases found in the data file. They cannot be interpreted as summary statistics of the population of interest.			
# e4: 五、(4)樂齡大學課程			
Information	[Type= discrete] [Format=numeric] [Range= 1-3] [Missing=*/0]		
Statistics [NW/ W]	[Valid=278 /-] [Invalid=9 /-]		
Value	Label	Cases	Percentage
1	目前參加中	5	<div><div></div></div> 1.8%
2	曾參加	33	<div><div></div></div> 11.9%
3	不曾參加	240	<div><div></div></div> 86.3%
0		9	
Warning: these figures indicate the number of cases found in the data file. They cannot be interpreted as summary statistics of the population of interest.			
# e5: 五、(5)社區關懷據點課程			
Information	[Type= discrete] [Format=numeric] [Range= 1-3] [Missing=*/0]		
Statistics [NW/ W]	[Valid=278 /-] [Invalid=9 /-]		
Value	Label	Cases	Percentage
1	目前參加中	6	<div><div></div></div> 2.2%
2	曾參加	45	<div><div></div></div> 16.2%
3	不曾參加	227	<div><div></div></div> 81.7%
0		9	
Warning: these figures indicate the number of cases found in the data file. They cannot be interpreted as summary statistics of the population of interest.			

e6_1: 五、(6)不會參加上述(1)~(5)的原因-主要

Information	[Type= discrete] [Format=numeric] [Range= 1-8] [Missing=*/0]		
Statistics [NW/ W]	[Valid=277 /-] [Invalid=10 /-]		
Value	Label	Cases	Percentage
1	對課程主題不感興趣	82	29.6%
2	內容太簡單	29	10.5%
3	家人親友不鼓勵	0	
4	缺乏交通工具	4	1.4%
5	沒有熟人一起參加	11	4.0%
6	不想與自己年齡相近者一起學	1	0.4%
7	不知道訊息	81	29.2%
8	其他(請說明)	69	24.9%
0		10	

Warning: these figures indicate the number of cases found in the data file. They cannot be interpreted as summary statistics of the population of interest.

e6_2: 五、(6)不會參加上述(1)~(5)的原因-第二

Information	[Type= discrete] [Format=numeric] [Range= 1-8] [Missing=*/0]		
Statistics [NW/ W]	[Valid=152 /-] [Invalid=135 /-]		
Value	Label	Cases	Percentage
1	對課程主題不感興趣	42	27.6%
2	內容太簡單	32	21.1%
3	家人親友不鼓勵	5	3.3%
4	缺乏交通工具	8	5.3%
5	沒有熟人一起參加	18	11.8%
6	不想與自己年齡相近者一起學	6	3.9%
7	不知道訊息	35	23.0%
8	其他(請說明)	6	3.9%
0		135	

Warning: these figures indicate the number of cases found in the data file. They cannot be interpreted as summary statistics of the population of interest.

e6_3: 五、(6)不會參加上述(1)~(5)的原因-第三

Information	[Type= discrete] [Format=numeric] [Range= 1-8] [Missing=*/0]		
Statistics [NW/ W]	[Valid=101 /-] [Invalid=186 /-]		
Value	Label	Cases	Percentage
1	對課程主題不感興趣	16	15.8%
2	內容太簡單	17	16.8%
3	家人親友不鼓勵	4	4.0%
4	缺乏交通工具	5	5.0%
5	沒有熟人一起參加	14	13.9%
6	不想與自己年齡相近者一起學	7	6.9%
7	不知道訊息	28	27.7%
8	其他(請說明)	10	9.9%
0		186	

Warning: these figures indicate the number of cases found in the data file. They cannot be interpreted as summary statistics of the population of interest.