

台灣 (Taiwan, ROC)

林寶秀, 國立臺灣大學園藝暨景觀學系暨研究所助理教授

臺灣都會地區屋頂使用期望與屋頂綠化建置意願之研究

Study Documentation

June 15, 2016

Metadata Production

Metadata Producer(s)	學術調查研究資料庫(Survey Research Data Archive) (SRDA) , 中央研究院人社中心調查研究專題中心, DDI文件製作
Production Date	June 13, 2016
Version	2.0版, 參考IHSN Nesstar Template修改
Identification	E10349

Table of Contents

Overview.....	4
Scope & Coverage.....	4
Producers & Sponsors.....	4
Data Collection.....	4
Data Processing & Appraisal.....	4
Accessibility.....	5
Files Description.....	6
data1.....	6
data2.....	6
Variables Group(s).....	7
問卷一.....	7
問卷二.....	7
壹、建築基本資料.....	7
貳、屋頂型式.....	7
受訪者資料.....	7
壹、建築基本資料.....	7
貳、屋頂使用行為與期望.....	8
一、有使用屋頂的情況.....	10
二、沒有使用屋頂的情況.....	12
參、屋頂綠化效益認知.....	14
肆、個人資料.....	15
編號、地點、日期.....	16
編號、地點、日期.....	16
Variables Description.....	17
data1.....	18
data2.....	39

臺灣都會地區屋頂使用期望與屋頂綠化建置意願之研究***Research on Roof User Expectation and Public Construction Willingness in Taiwan Urban Area*****Overview**

Identification	E10349
Version	Production Date: 2016-03-04
Abstract 本研究擴增建築與屋頂綠化資料庫，以釐清建築類型與屋頂綠化關係，並探討使用者對建築屋頂之使用期望，以及其對屋頂綠化效益之認知。屋頂綠化的建築多集中於新市區，在問卷抽樣調查方面，約有接近一半有使用屋頂，建築類型的不同使用活動也有所不同。在屋頂使用期望部份，整體而言以建置空中屋頂花園最多，其次是生態綠屋頂，就建築類型來看住家為主的建築較期望能有以休憩賞景為主的綠化，而工作為主的建築則以生態與降溫功能的綠化為主。在綠化效益認知部份，以增加都市的綠化率、美化環境，評值最高，平均4.47分，其次是提高建築的隔熱效果、舒緩都市熱島現象、提升環境的舒適程度、淨化空氣。	
Kind of Data	抽樣調查資料 (Sample survey data)

Scope & Coverage

Time Period(s)	2014-2015
Countries	台灣 (Taiwan, ROC)
Geographic Coverage 台灣	
Universe 台北市15歲以上的住戶或工作者	

Producers & Sponsors

Primary Investigator(s)	林寶秀, 國立臺灣大學園藝暨景觀學系暨研究所助理教授
--------------------------------	----------------------------

Data Collection

Data Collection Dates	start 2014-11-21 end 2015-05-29 start 2015-07-08 end 2015-07-31
Time Period(s)	start 2014-08-01 end 2015-07-31
Data Collection Mode	面對面訪問 (Face-to-face)

Data Processing & Appraisal

Data Editing 中央研究院人文社會科學研究中心調查研究專題中心所進行的資料整理方式，為不合理值檢核。

Accessibility	
Contact(s)	學術調查研究資料庫(Survey Research Data Archive) (中央研究院人社中心調查研究專題中心), https://srda.sinica.edu.tw , srda@gate.sinica.edu.tw
Distributor(s)	學術調查研究資料庫(Survey Research Data Archive)
Depositor(s)	國立臺灣大學園藝暨景觀學系暨研究所
<u>Access Conditions</u> 會員版(一般會員、院內會員)--直接下載	

Files Description

Dataset contains 2 file(s)

data1	
# Cases	90
# Variable(s)	86

data2	
# Cases	460
# Variable(s)	102

Variables Group(s)

Dataset contains 13 group(s)

Group 問卷一							
Subgroup(s)		壹、建築基本資料，貳、屋頂型式，受訪者資料，編號、地點、日期					

Group 問卷二							
Subgroup(s)		壹、建築基本資料，貳、屋頂使用行為與期望，參、屋頂綠化效益認知，肆、個人資料，編號、地點、日期					

Group 壹、建築基本資料							
#	Name	Label	Type	Format	Valid	Invalid	Question
1	a1_1	請問您來這裡的目的是：	discrete	numeric-11.0	90	0	-
2	a1_2	請問您現在的工作地點/住家,它的主要使用方式?	discrete	numeric-11.0	90	0	-
3	a1_2_other	使用_其他	discrete	character-11	1	0	-
4	a1_2_1	這棟建物有幾層樓?	discrete	numeric-11.0	90	0	-
5	a1_2_2	這棟建物類型:	discrete	numeric-11.0	90	0	-

Group 貳、屋頂型式							
Subgroup(s)		一、有使用屋頂的情況，二、沒有使用屋頂的情況					
#	Name	Label	Type	Format	Valid	Invalid	Question
1	b2_1	請問您有上去使用過這棟建物的屋頂嗎?	discrete	numeric-11.0	90	0	-

Group 受訪者資料							
#	Name	Label	Type	Format	Valid	Invalid	Question
1	no	問卷編號:	discrete	numeric-11.0	90	0	-
2	sex	性別	discrete	numeric-11.0	90	0	-
3	age	年齡	discrete	numeric-11.0	90	0	-
4	job	從事行業	discrete	numeric-11.0	90	0	-
5	married	婚姻狀況	discrete	numeric-11.0	90	0	-

Group 壹、建築基本資料							
#	Name	Label	Type	Format	Valid	Invalid	Question
1	a1_1	請問您使用這棟建築的目的是?	discrete	numeric-11.0	460	0	-
2	a1_2	請問您現在的工作地點/住家,這棟建築類型是?	discrete	numeric-11.0	460	0	-
3	a1_2a	建築類型(其他細分)	discrete	numeric-11.0	460	0	-
4	a1_3_1	請問這棟建築總樓層是—樓	discrete	numeric-11.0	460	0	-

#	Name	Label	Type	Format	Valid	Invalid	Question
5	a1_3_2	你主要使用的樓層是__樓	discrete	numeric-11.0	460	0	-
6	a1_4_1	請問您這棟建築的屋頂型式是?(可複選)平屋頂	discrete	numeric-11.0	460	0	-
7	a1_4_2	請問您這棟建築的屋頂型式是?(可複選)鐵皮遮棚	discrete	numeric-11.0	460	0	-
8	a1_4_3	請問您這棟建築的屋頂型式是?(可複選)加蓋建築	discrete	numeric-11.0	460	0	-
9	a1_4_4	請問您這棟建築的屋頂型式是?(可複選)綠化屋頂	discrete	numeric-11.0	460	0	-
10	a1_4_5	請問您這棟建築的屋頂型式是?(可複選)其他	discrete	numeric-11.0	460	0	-
11	a1_4_6	請問您這棟建築的屋頂型式是?(可複選)不清楚	discrete	numeric-11.0	460	0	-
12	a1_4_sum	建築類型總合	discrete	numeric-8.0	460	0	-
13	new_roof	屋頂型式重新分類	discrete	numeric-11.0	460	0	-
14	a1_4_4a	綠化屋頂類型	discrete	numeric-11.0	107	353	-

Group 貳、屋頂使用行為與期望

#	Name	Label	Type	Format	Valid	Invalid	Question
1	b2_1	有無使用屋頂	discrete	numeric-11.0	460	0	-
2	b2_1_1	請問您在這棟建築的屋頂上主要從事什麼活動?(可複選)觀景(勾選1~8者,請跳答2-3.)	discrete	numeric-11.0	460	0	-
3	b2_1_2	請問您在這棟建築的屋頂上主要從事什麼活動?(可複選)曬衣服,棉被等(勾選1~8者,請跳答2-3.)	discrete	numeric-11.0	460	0	-
4	b2_1_3	請問您在這棟建築的屋頂上主要從事什麼活動?(可複選)種花草,蔬果(勾選1~8者,請跳答2-3.)	discrete	numeric-11.0	460	0	-
5	b2_1_4	請問您在這棟建築的屋頂上主要從事什麼活動?(可複選)養/遛寵物(勾選1~8者,請跳答2-3.)	discrete	numeric-11.0	460	0	-
6	b2_1_5	請問您在這棟建築的屋頂上主要從事什麼活動?(可複選)抽菸(勾選1~8者,請跳答2-3.)	discrete	numeric-11.0	460	0	-
7	b2_1_6	請問您在這棟建築的屋頂上主要從事什麼活動?(可複選)設施修繕(修水塔,管線等)(勾選1~8者,請跳答2-3.)	discrete	numeric-11.0	460	0	-
8	b2_1_7	請問您在這棟建築的屋頂上主要從事什麼活動?(可複選)聊天用餐等(勾選1~8者,請跳答2-3.)	discrete	numeric-11.0	460	0	-
9	b2_1_8	請問您在這棟建築的屋頂上主要從事什麼活動?(可複選)其他_(勾選1~8者,請跳答2-3.)	discrete	numeric-11.0	460	0	-

#	Name	Label	Type	Format	Valid	Invalid	Question
10	b2_1_9	請問您在這棟建築的屋頂上主要從事什麼活動?(可複選)沒有使用屋頂	discrete	numeric-11.0	460	0	-
11	b2_1_sum	次數加總	discrete	numeric-8.0	460	0	-
12	b2_2_1	目前沒有使用該棟建築屋頂的原因?(可複選)頂樓被加蓋	discrete	numeric-11.0	240	220	-
13	b2_2_2	目前沒有使用該棟建築屋頂的原因?(可複選)頂樓離居住/工作樓層太遠	discrete	numeric-11.0	240	220	-
14	b2_2_3	目前沒有使用該棟建築屋頂的原因?(可複選)頂樓沒有設施	discrete	numeric-11.0	240	220	-
15	b2_2_4	目前沒有使用該棟建築屋頂的原因?(可複選)頂樓可用空間很小	discrete	numeric-11.0	239	221	-
16	b2_2_5	目前沒有使用該棟建築屋頂的原因?(可複選)頂樓危險(管線外露,女兒牆低矮等)	discrete	numeric-11.0	239	221	-
17	b2_2_6	目前沒有使用該棟建築屋頂的原因?(可複選)頂樓的使用權是屬於他人的	discrete	numeric-11.0	239	221	-
18	b2_2_7	目前沒有使用該棟建築屋頂的原因?(可複選)設施沒有吸引力	discrete	numeric-11.0	238	222	-
19	b2_2_8	目前沒有使用該棟建築屋頂的原因?(可複選)頂樓是斜屋頂,無法使用	discrete	numeric-11.0	238	222	-
20	b2_2_9	目前沒有使用該棟建築屋頂的原因?(可複選)管委會/房東/公司規定不准上去使用	discrete	numeric-11.0	238	222	-
21	b2_2_10	目前沒有使用該棟建築屋頂的原因?(可複選)沒有想用的意思	discrete	numeric-11.0	238	222	-
22	b2_2_11	目前沒有使用該棟建築屋頂的原因?(可複選)其他	discrete	numeric-11.0	238	222	-
23	b2_2_sum	沒有使用的原因次數加總	discrete	numeric-8.0	238	222	-
24	b2_3_1	請問您期望這棟建築的屋頂能做什麼樣的使用?(可複選)空中戶外交誼空間	discrete	numeric-11.0	460	0	-
25	b2_3_2	請問您期望這棟建築的屋頂能做什麼樣的使用?(可複選)日常曬衣空間	discrete	numeric-11.0	460	0	-
26	b2_3_3	請問您期望這棟建築的屋頂能做什麼樣的使用?(可複選)空中戶外運動健身場所	discrete	numeric-11.0	460	0	-
27	b2_3_4	請問您期望這棟建築的屋頂能做什麼樣的使用?(可複選)緊急避難空間	discrete	numeric-11.0	460	0	-
28	b2_3_5	請問您期望這棟建築的屋頂能做什麼樣的使用?(可複選)屋頂耕作農園(種菜)	continuous	numeric-11.0	460	0	-

#	Name	Label	Type	Format	Valid	Invalid	Question
29	b2_3_6	請問您期望這棟建築的屋頂能做什麼樣的使用?(可複選)空中屋頂花園(休憩賞景)	continuous	numeric-11.0	460	0	-
30	b2_3_7	請問您期望這棟建築的屋頂能做什麼樣的使用?(可複選)生態綠屋頂(大面積綠化,降熱降溫)	continuous	numeric-11.0	460	0	-
31	b2_3_8	請問您期望這棟建築的屋頂能做什麼樣的使用?(可複選)蒐集產生再生能源(太陽能板,風力發電)	discrete	numeric-11.0	460	0	-
32	b2_3_9	請問您期望這棟建築的屋頂能做什麼樣的使用?(可複選)不做任何使用	discrete	numeric-11.0	460	0	-
33	b2_3_10	請問您期望這棟建築的屋頂能做什麼樣的使用?(可複選)其他	continuous	numeric-11.0	460	0	-
34	b2_3_sum	期望使用次數加總	discrete	numeric-11.0	460	0	-

Group 一、有使用屋頂的情況

#	Name	Label	Type	Format	Valid	Invalid	Question
1	b2_2	請問您這棟建物屋頂是何種形式?	discrete	numeric-11.0	41	49	-
2	b2_2_1	請問您這棟建物屋頂是何種形式?綠屋頂形式	discrete	numeric-11.0	12	78	-
3	b2_3_1	請問您這棟建物屋頂上有什麼設施嗎?(複選題)水塔	discrete	numeric-11.0	42	48	-
4	b2_3_2	請問您這棟建物屋頂上有什麼設施嗎?(複選題)曬衣設施	discrete	numeric-11.0	42	48	-
5	b2_3_3	請問您這棟建物屋頂上有什麼設施嗎?(複選題)無線電接收天線	discrete	numeric-11.0	42	48	-
6	b2_3_4	請問您這棟建物屋頂上有什麼設施嗎?(複選題)太陽能板	discrete	numeric-11.0	42	48	-
7	b2_3_5	請問您這棟建物屋頂上有什麼設施嗎?(複選題)休憩座椅	discrete	numeric-11.0	42	48	-
8	b2_3_6	請問您這棟建物屋頂上有什麼設施嗎?(複選題)涼亭、棚架	discrete	numeric-11.0	42	48	-
9	b2_3_7	請問您這棟建物屋頂上有什麼設施嗎?(複選題)其他	discrete	numeric-11.0	3	87	-
10	b2_3_other	請問您這棟建物屋頂上有什麼設施嗎?其他,請說明	discrete	character-11	3	0	-
11	b2_4_1	請問您目前在這棟建物的屋頂上有什麼使用行為?(觀景,種花,用餐,跑步...)種花草	discrete	numeric-11.0	10	80	-
12	b2_4_2	請問您目前在這棟建物的屋頂上有什麼使用行	discrete	numeric-11.0	3	87	-

#	Name	Label	Type	Format	Valid	Invalid	Question
		為?(觀景,種花,用餐,跑步...)種蔬菜					
13	b2_4_3	請問您目前在這棟建物的屋頂上有什麼使用行為?(觀景,種花,用餐,跑步...)觀景	discrete	numeric-11.0	14	76	-
14	b2_4_4	請問您目前在這棟建物的屋頂上有什麼使用行為?(觀景,種花,用餐,跑步...)綠屋頂	discrete	numeric-11.0	1	89	-
15	b2_4_5	請問您目前在這棟建物的屋頂上有什麼使用行為?(觀景,種花,用餐,跑步...)曬太陽	discrete	numeric-11.0	1	89	-
16	b2_4_6	請問您目前在這棟建物的屋頂上有什麼使用行為?(觀景,種花,用餐,跑步...)聊天用餐	discrete	numeric-11.0	3	87	-
17	b2_4_7	請問您目前在這棟建物的屋頂上有什麼使用行為?(觀景,種花,用餐,跑步...)烤肉	discrete	numeric-11.0	2	88	-
18	b2_4_8	請問您目前在這棟建物的屋頂上有什麼使用行為?(觀景,種花,用餐,跑步...)遛狗	discrete	numeric-11.0	2	88	-
19	b2_4_9	請問您目前在這棟建物的屋頂上有什麼使用行為?(觀景,種花,用餐,跑步...)養寵物	discrete	numeric-11.0	3	87	-
20	b2_4_10	請問您目前在這棟建物的屋頂上有什麼使用行為?(觀景,種花,用餐,跑步...)曬衣物	discrete	numeric-11.0	11	79	-
21	b2_4_11	請問您目前在這棟建物的屋頂上有什麼使用行為?(觀景,種花,用餐,跑步...)調整天線	discrete	numeric-11.0	1	89	-
22	b2_4_12	請問您目前在這棟建物的屋頂上有什麼使用行為?(觀景,種花,用餐,跑步...)修水塔	discrete	numeric-11.0	8	82	-
23	b2_4_13	請問您目前在這棟建物的屋頂上有什麼使用行為?(觀景,種花,用餐,跑步...)抽菸	discrete	numeric-11.0	2	88	-
24	b2_4_14	請問您目前在這棟建物的屋頂上有什麼使用行為?(觀景,種花,用餐,跑步...)升旗	discrete	numeric-11.0	1	89	-
25	b2_5_1	請問您期望屋頂上還能有什麼使用行為?(觀景,種花,用餐,跑步,游泳...)種花草	discrete	numeric-11.0	22	68	-
26	b2_5_2	請問您期望屋頂上還能有什麼使用行為?(觀景,種花,用餐,跑步,游泳...)種蔬菜	discrete	numeric-11.0	7	83	-

#	Name	Label	Type	Format	Valid	Invalid	Question
27	b2_5_3	請問您期望屋頂上還能有什麼使用行為?(觀景,種花,用餐,跑步,游泳...)觀景	discrete	numeric-11.0	8	82	-
28	b2_5_4	請問您期望屋頂上還能有什麼使用行為?(觀景,種花,用餐,跑步,游泳...)綠屋頂	discrete	numeric-11.0	29	61	-
29	b2_5_5	請問您期望屋頂上還能有什麼使用行為?(觀景,種花,用餐,跑步,游泳...)運動健身	discrete	numeric-11.0	3	87	-
30	b2_5_6	請問您期望屋頂上還能有什麼使用行為?(觀景,種花,用餐,跑步,游泳...)聊天用餐	discrete	numeric-11.0	21	69	-
31	b2_5_7	請問您期望屋頂上還能有什麼使用行為?(觀景,種花,用餐,跑步,游泳...)太陽能發電	discrete	numeric-11.0	4	86	-
32	b2_5_8	請問您期望屋頂上還能有什麼使用行為?(觀景,種花,用餐,跑步,游泳...)涼亭	discrete	numeric-11.0	1	89	-
33	b2_5_9	請問您期望屋頂上還能有什麼使用行為?(觀景,種花,用餐,跑步,游泳...)燈光	discrete	numeric-11.0	1	89	-
34	b2_5_10	請問您期望屋頂上還能有什麼使用行為?(觀景,種花,用餐,跑步,游泳...)曬棉被	discrete	numeric-11.0	7	83	-
35	b2_5_11	請問您期望屋頂上還能有什麼使用行為?(觀景,種花,用餐,跑步,游泳...)整潔	discrete	numeric-11.0	2	88	-
36	b2_5_12	請問您期望屋頂上還能有什麼使用行為?(觀景,種花,用餐,跑步,游泳...)管線整理	discrete	numeric-11.0	1	89	-
37	b2_5_13	請問您期望屋頂上還能有什麼使用行為?(觀景,種花,用餐,跑步,游泳...)遮蔽物	discrete	numeric-11.0	3	87	-
38	b2_5_14	請問您期望屋頂上還能有什麼使用行為?(觀景,種花,用餐,跑步,游泳...)游泳池	discrete	numeric-11.0	1	89	-

Group 二、沒有使用屋頂的情況

#	Name	Label	Type	Format	Valid	Invalid	Question
1	b2_6_1	請問您不上去使用的原因是?距離太遠	discrete	numeric-11.0	6	84	-
2	b2_6_2	請問您不上去使用的原因是?年紀大了	discrete	numeric-11.0	6	84	-

#	Name	Label	Type	Format	Valid	Invalid	Question
3	b2_6_3	請問您不上去使用的原因是?頂樓加蓋	discrete	numeric-11.0	18	72	-
4	b2_6_4	請問您不上去使用的原因是?沒有東西	discrete	numeric-11.0	7	83	-
5	b2_6_5	請問您不上去使用的原因是?活動我沒吸引力	discrete	numeric-11.0	3	87	-
6	b2_6_6	請問您不上去使用的原因是?沒有想用的意思	discrete	numeric-11.0	9	81	-
7	b2_6_7	請問您不上去使用的原因是?頂樓是樓上住戶的	discrete	numeric-11.0	8	82	-
8	b2_6_8	請問您不上去使用的原因是?被房東鎖起來了	discrete	numeric-11.0	4	86	-
9	b2_6_9	請問您不上去使用的原因是?不清楚頂樓的權屬是誰	discrete	numeric-11.0	1	89	-
10	b2_6_10	請問您不上去使用的原因是?不是自己的房子	discrete	numeric-11.0	1	89	-
11	b2_6_11	請問您不上去使用的原因是?空間已經很小了	discrete	numeric-11.0	2	88	-
12	b2_6_12	請問您不上去使用的原因是?危險	discrete	numeric-11.0	2	88	-
13	b2_6_13	請問您不上去使用的原因是?去公園還比較好	discrete	numeric-11.0	3	87	-
14	b2_6_14	請問您不上去使用的原因是?管委會沒有規定管理	discrete	numeric-11.0	2	88	-
15	b2_6_15	請問您不上去使用的原因是?怕麻煩所以不想使用	discrete	numeric-11.0	1	89	-
16	b2_6_16	請問您不上去使用的原因是?公司不准上去	discrete	numeric-11.0	3	87	-
17	b2_6_17	請問您不上去使用的原因是?沒有屋頂	discrete	numeric-11.0	1	89	-
18	b2_7_1	請問您期望屋頂上能有什麼使用行為?種花草	discrete	numeric-11.0	17	73	-
19	b2_7_2	請問您期望屋頂上能有什麼使用行為?種蔬果	discrete	numeric-11.0	5	85	-
20	b2_7_3	請問您期望屋頂上能有什麼使用行為?觀景	discrete	numeric-11.0	7	83	-
21	b2_7_4	請問您期望屋頂上能有什麼使用行為?綠屋頂	discrete	numeric-11.0	11	79	-
22	b2_7_5	請問您期望屋頂上能有什麼使用行為?曬太陽	discrete	numeric-11.0	1	89	-
23	b2_7_6	請問您期望屋頂上能有什麼使用行為?運動健身	discrete	numeric-11.0	2	88	-
24	b2_7_7	請問您期望屋頂上能有什麼使用行為?聊天用餐有休憩座椅	discrete	numeric-11.0	9	81	-
25	b2_7_8	請問您期望屋頂上能有什麼使用行為?烤肉	discrete	numeric-11.0	2	88	-
26	b2_7_9	請問您期望屋頂上能有什麼使用行為?太陽能發電	discrete	numeric-11.0	1	89	-
27	b2_7_10	請問您期望屋頂上能有什麼使用行為?遊樂設施	discrete	numeric-11.0	1	89	-

#	Name	Label	Type	Format	Valid	Invalid	Question
28	b2_7_11	請問您期望屋頂上能有什麼使用行為?教育活動	discrete	numeric-11.0	1	89	-
29	b2_7_12	請問您期望屋頂上能有什麼使用行為?曬棉被、衣物、物品等	discrete	numeric-11.0	6	84	-
30	b2_7_13	請問您期望屋頂上能有什麼使用行為?放置園藝用品的空間	discrete	numeric-11.0	1	89	-
31	b2_7_14	請問您期望屋頂上能有什麼使用行為?遮蔽物	discrete	numeric-11.0	2	88	-
32	b2_7_15	請問您期望屋頂上能有什麼使用行為?曬菜乾	discrete	numeric-11.0	1	89	-
33	b2_7	請問您如果排除/改善上題的阻礙,你會上去使用屋頂嗎?使用會/不會	discrete	numeric-11.0	48	42	-

Group 參、屋頂綠化效益認知

#	Name	Label	Type	Format	Valid	Invalid	Question
1	c3_1	請問您有聽過屋頂綠化嗎?聽過/沒聽過	discrete	numeric-11.0	460	0	-
2	c3_2_1	請問您覺得屋頂綠化能夠帶來什麼的效益?栽種/採收蔬果	discrete	numeric-11.0	459	1	-
3	c3_2_2	請問您覺得屋頂綠化能夠帶來什麼的效益?淨化空氣	discrete	numeric-11.0	459	1	-
4	c3_2_3	請問您覺得屋頂綠化能夠帶來什麼的效益?舒緩都市熱島效益	discrete	numeric-11.0	459	1	-
5	c3_2_4	請問您覺得屋頂綠化能夠帶來什麼的效益?提高建築的隔熱效果	discrete	numeric-11.0	459	1	-
6	c3_2_5	請問您覺得屋頂綠化能夠帶來什麼的效益?提升環境的舒適程度	discrete	numeric-11.0	459	1	-
7	c3_2_6	請問您覺得屋頂綠化能夠帶來什麼的效益?有助於暴雨管理(截流雨水,延遲洪峰時間)	discrete	numeric-11.0	459	1	-
8	c3_2_7	請問您覺得屋頂綠化能夠帶來什麼的效益?儲存雨水	discrete	numeric-11.0	459	1	-
9	c3_2_8	請問您覺得屋頂綠化能夠帶來什麼的效益?保護建築結構,延長建築使用壽命	discrete	numeric-11.0	459	1	-
10	c3_2_9	請問您覺得屋頂綠化能夠帶來什麼的效益?淨化水質	discrete	numeric-11.0	459	1	-
11	c3_2_10	請問您覺得屋頂綠化能夠帶來什麼的效益?提高都市生物多樣性	discrete	numeric-11.0	458	2	-
12	c3_2_11	請問您覺得屋頂綠化能夠帶來什麼的效益?提高建築的能源使用效率	discrete	numeric-11.0	459	1	-

#	Name	Label	Type	Format	Valid	Invalid	Question
13	c3_2_12	請問您覺得屋頂綠化能夠帶來什麼的效益?阻隔/降低噪音	discrete	numeric-11.0	459	1	-
14	c3_2_13	請問您覺得屋頂綠化能夠帶來什麼的效益?促進身心的健康	discrete	numeric-11.0	459	1	-
15	c3_2_14	請問您覺得屋頂綠化能夠帶來什麼的效益?在城市中提供遠離日常生活的空間	discrete	numeric-11.0	459	1	-
16	c3_2_15	請問您覺得屋頂綠化能夠帶來什麼的效益?提供環境教育機會	discrete	numeric-11.0	459	1	-
17	c3_2_16	請問您覺得屋頂綠化能夠帶來什麼的效益?增加都市的綠化率	discrete	numeric-11.0	459	1	-
18	c3_2_17	請問您覺得屋頂綠化能夠帶來什麼的效益?美化環境	discrete	numeric-11.0	459	1	-
19	c3_2_18	請問您覺得屋頂綠化能夠帶來什麼的效益?增加人際交流機會,促進情誼	discrete	numeric-11.0	459	1	-
20	c3_2_19	請問您覺得屋頂綠化能夠帶來什麼的效益?提高房地產價值	discrete	numeric-11.0	459	1	-
21	c3_2_20	請問您覺得屋頂綠化能夠帶來什麼的效益?可吸收更多的二氧化碳	discrete	numeric-11.0	458	2	-

Group 肆、個人資料

#	Name	Label	Type	Format	Valid	Invalid	Question
1	d4_1	性別:	discrete	numeric-11.0	460	0	-
2	d4_2	年齡:	discrete	numeric-11.0	460	0	-
3	d4_3	從事行業:	discrete	numeric-11.0	460	0	-
4	d4_4	教育程度:	discrete	numeric-11.0	460	0	-
5	d4_5_1	家中成員(可複選):嬰兒,1歲以下	discrete	numeric-11.0	460	0	-
6	d4_5_2	家中成員(可複選):幼兒,1~3歲	discrete	numeric-11.0	460	0	-
7	d4_5_3	家中成員(可複選):學齡前3~6歲	discrete	numeric-11.0	460	0	-
8	d4_5_4	家中成員(可複選):學齡兒童6~12歲	discrete	numeric-11.0	460	0	-
9	d4_5_5	家中成員(可複選):青少年12~20歲	discrete	numeric-11.0	460	0	-
10	d4_5_6	家中成員(可複選):青年,20~30歲	continuous	numeric-11.0	460	0	-
11	d4_5_7	家中成員(可複選):中年,30~65歲	discrete	numeric-11.0	460	0	-
12	d4_5_8	家中成員(可複選):青老年,65~75歲	discrete	numeric-11.0	460	0	-
13	d4_5_9	家中成員(可複選):中老年,75~85歲	discrete	numeric-11.0	460	0	-

#	Name	Label	Type	Format	Valid	Invalid	Question
14	d4_5_10	家中成員(可複選):老老年,85歲以上	discrete	numeric-11.0	460	0	-
15	d4_5_sum	家中成員數	discrete	numeric-11.0	460	0	-
16	d4_6	家中有養寵物:	discrete	numeric-11.0	460	0	-
17	d4_6_o	有養(什麼寵物?)	discrete	character-8	128	0	-
18	d4_7	童年生活環境在:	discrete	numeric-11.0	460	0	-
19	d4_8_1	家中綠化情況(可複選):庭院綠化	discrete	numeric-11.0	460	0	-
20	d4_8_2	家中綠化情況(可複選):陽台綠化	discrete	numeric-11.0	460	0	-
21	d4_8_3	家中綠化情況(可複選):牆面綠化	discrete	numeric-11.0	460	0	-
22	d4_8_4	家中綠化情況(可複選):室內空間綠化	discrete	numeric-11.0	460	0	-
23	d4_8_5	家中綠化情況(可複選):屋頂綠化	continuous	numeric-11.0	460	0	-
24	d4_8_6	家中綠化情況(可複選):皆無	discrete	numeric-11.0	460	0	-
25	d4_8_sum	綠化次數	discrete	numeric-11.0	460	0	-
26	d4_9	請問您對園藝有興趣嗎?	discrete	numeric-11.0	460	0	-
27	d4_10	請問您對都市的環境議題關注嗎?	discrete	numeric-11.0	460	0	-
28	d4_11	居住地區__(縣,市)__(鄉,鎮,市,區)	discrete	numeric-11.0	460	0	-

Group 編號、地點、日期

#	Name	Label	Type	Format	Valid	Invalid	Question
1	no	問卷編號:	discrete	numeric-11.0	90	0	-
2	district	區:	continuous	numeric-11.0	90	0	-
3	site	地點:	discrete	numeric-11.0	90	0	-
4	day	日期:	discrete	character-8	90	-	-
5	week	星期:	discrete	numeric-11.0	90	0	-

Group 編號、地點、日期

#	Name	Label	Type	Format	Valid	Invalid	Question
1	no	編號:	continuous	numeric-11.0	460	0	-
2	site	調查地點:	discrete	numeric-11.0	460	0	-
3	day	日期:	discrete	numeric-11.0	460	0	-
4	week	星期:	discrete	numeric-11.0	460	0	-
5	time	時段:	discrete	numeric-11.0	460	0	-

Variables Description

Dataset contains 188 variable(s)

File : data1				
# no: 問卷編號:				
Information	[Type= discrete] [Format=numeric] [Range= 1-324] [Missing=*]			
Statistics [NW/ W]	[Valid=90 /-] [Invalid=0 /-]			
Value	Label	Cases	Percentage	
1		1		1.1%
2		1		1.1%
3		1		1.1%
4		1		1.1%
5		1		1.1%
6		1		1.1%
7		1		1.1%
8		1		1.1%
9		1		1.1%
10		1		1.1%
11		1		1.1%
12		1		1.1%
13		1		1.1%
14		1		1.1%
15		1		1.1%
16		1		1.1%
17		1		1.1%
18		1		1.1%
19		1		1.1%
21		1		1.1%
22		1		1.1%
23		1		1.1%
24		1		1.1%
25		1		1.1%
26		1		1.1%
27		1		1.1%
28		1		1.1%
29		1		1.1%
30		1		1.1%
31		1		1.1%
32		1		1.1%
33		1		1.1%
34		1		1.1%
35		1		1.1%
36		1		1.1%
37		1		1.1%
38		1		1.1%
39		1		1.1%
40		1		1.1%
41		1		1.1%
42		1		1.1%

File : data1

no: 問卷編號:

Value	Label	Cases	Percentage
201		1	1.1%
202		1	1.1%
203		1	1.1%
204		1	1.1%
205		1	1.1%
206		1	1.1%
207		1	1.1%
208		1	1.1%
209		1	1.1%
210		1	1.1%
211		1	1.1%
212		1	1.1%
213		1	1.1%
214		1	1.1%
215		1	1.1%
216		1	1.1%
217		1	1.1%
218		1	1.1%
219		1	1.1%
220		1	1.1%
221		1	1.1%
222		1	1.1%
223		1	1.1%
224		1	1.1%
225		1	1.1%
301		1	1.1%
302		1	1.1%
303		1	1.1%
304		1	1.1%
305		1	1.1%
306		1	1.1%
307		1	1.1%
308		1	1.1%
309		1	1.1%
310		1	1.1%
311		1	1.1%
312		1	1.1%
313		1	1.1%
314		1	1.1%
315		1	1.1%
316		1	1.1%
317		1	1.1%
318		1	1.1%

File : data1

no: 問卷編號:

Value	Label	Cases	Percentage
319		1	<div></div> 1.1%
320		1	<div></div> 1.1%
321		1	<div></div> 1.1%
322		1	<div></div> 1.1%
323		1	<div></div> 1.1%
324		1	<div></div> 1.1%

Warning: these figures indicate the number of cases found in the data file. They cannot be interpreted as summary statistics of the population of interest.

district: 區:

Information	[Type= continuous] [Format=numeric] [Range= 103-115] [Missing=*]
Statistics [NW/ W]	[Valid=90 /-] [Invalid=0 /-] [Mean=107.244 /-] [StdDev=3.941 /-]

site: 地點:

Information	[Type= discrete] [Format=numeric] [Range= 1-10] [Missing=*]
Statistics [NW/ W]	[Valid=90 /-] [Invalid=0 /-]

Value	Label	Cases	Percentage
1	敦安公園	5	<div></div> 5.6%
2	國父紀念館	5	<div></div> 5.6%
3	中全公園	7	<div></div> 7.8%
4	南港公園	4	<div></div> 4.4%
5	大湖公園	11	<div></div> 12.2%
6	茶葉公園	9	<div></div> 10.0%
7	華山公園	12	<div></div> 13.3%
8	寧安公園	13	<div></div> 14.4%
9	信義廣場	12	<div></div> 13.3%
10	雙城公園	12	<div></div> 13.3%

Warning: these figures indicate the number of cases found in the data file. They cannot be interpreted as summary statistics of the population of interest.

day: 日期:

Information	[Type= discrete] [Format=character] [Missing=*]
Statistics [NW/ W]	[Valid=90 /-]

Value	Label	Cases	Percentage
2014-11-21		10	<div></div> 11.1%
2014-11-24		11	<div></div> 12.2%
2015-05-28		35	<div></div> 38.9%
2015-05-29		34	<div></div> 37.8%

Warning: these figures indicate the number of cases found in the data file. They cannot be interpreted as summary statistics of the population of interest.

week: 星期:

Information	[Type= discrete] [Format=numeric] [Range= 1-5] [Missing=*]
Statistics [NW/ W]	[Valid=90 /-] [Invalid=0 /-]

Value	Label	Cases	Percentage
1		11	<div></div> 12.2%
4		35	<div></div> 38.9%
5		44	<div></div> 48.9%

File : data1			
# week: 星期:			
<i>Warning: these figures indicate the number of cases found in the data file. They cannot be interpreted as summary statistics of the population of interest.</i>			
# a1_1: 請問您來這裡的目的是:			
Information	[Type= discrete] [Format=numeric] [Range= 1-2] [Missing=*]		
Statistics [NW/ W]	[Valid=90 /-] [Invalid=0 /-]		
Value	Label	Cases	Percentage
1	工作	24	<div><div></div></div> 26.7%
2	住家	66	<div><div></div></div> 73.3%
<i>Warning: these figures indicate the number of cases found in the data file. They cannot be interpreted as summary statistics of the population of interest.</i>			
# a1_2: 請問您現在的工作地點/住家, 它的主要使用方式?			
Information	[Type= discrete] [Format=numeric] [Range= 1-5] [Missing=*]		
Statistics [NW/ W]	[Valid=90 /-] [Invalid=0 /-]		
Value	Label	Cases	Percentage
1	都是住家	52	<div><div></div></div> 57.8%
2	都是辦公室	8	<div><div></div></div> 8.9%
3	一樓為店鋪上面樓層為住家	19	<div><div></div></div> 21.1%
4	一樓為店鋪上面樓層為辦公大樓與住家混合	10	<div><div></div></div> 11.1%
5	其他	1	<div><div></div></div> 1.1%
<i>Warning: these figures indicate the number of cases found in the data file. They cannot be interpreted as summary statistics of the population of interest.</i>			
# a1_2_other: 使用_其他			
Information	[Type= discrete] [Format=character] [Missing=*]		
Statistics [NW/ W]	[Valid=1 /-] [Invalid=0 /-]		
Value	Label	Cases	Percentage
101大樓		1	<div><div></div></div> 100.0%
<i>Warning: these figures indicate the number of cases found in the data file. They cannot be interpreted as summary statistics of the population of interest.</i>			
# a1_2_1: 這棟建物有幾層樓?			
Information	[Type= discrete] [Format=numeric] [Range= 3-101] [Missing=*]		
Statistics [NW/ W]	[Valid=90 /-] [Invalid=0 /-]		
Value	Label	Cases	Percentage
3		3	<div><div></div></div> 3.3%
4		16	<div><div></div></div> 17.8%
5		24	<div><div></div></div> 26.7%
7		14	<div><div></div></div> 15.6%
8		2	<div><div></div></div> 2.2%
9		1	<div><div></div></div> 1.1%
10		5	<div><div></div></div> 5.6%
11		3	<div><div></div></div> 3.3%
12		8	<div><div></div></div> 8.9%
13		1	<div><div></div></div> 1.1%
14		2	<div><div></div></div> 2.2%
15		3	<div><div></div></div> 3.3%
16		4	<div><div></div></div> 4.4%
17		3	<div><div></div></div> 3.3%

File : data1

a1_2_1: 這棟建物有幾層樓？

Value	Label	Cases	Percentage
101		1	<div></div> 1.1%

Warning: these figures indicate the number of cases found in the data file. They cannot be interpreted as summary statistics of the population of interest.

a1_2_2: 這棟建物類型：

Information	[Type= discrete] [Format=numeric] [Range= 1-6] [Missing=*]
Statistics [NW/ W]	[Valid=90 /-] [Invalid=0 /-]

Value	Label	Cases	Percentage
1	公寓(5樓以下)	38	<div></div> 42.2%
2	透天	4	<div></div> 4.4%
3	華廈(6~10樓)	17	<div></div> 18.9%
4	住宅大樓(11樓以上)	17	<div></div> 18.9%
5	商辦大樓	11	<div></div> 12.2%
6	機關用地	3	<div></div> 3.3%

Warning: these figures indicate the number of cases found in the data file. They cannot be interpreted as summary statistics of the population of interest.

b2_1: 請問您有上去使用過這棟建物的屋頂嗎？

Information	[Type= discrete] [Format=numeric] [Range= 1-2] [Missing=*]
Statistics [NW/ W]	[Valid=90 /-] [Invalid=0 /-]

Value	Label	Cases	Percentage
1	有(請繼續往下作答)	41	<div></div> 45.6%
2	沒有(請接第2頁，二、沒有使用屋頂的情況)	49	<div></div> 54.4%

Warning: these figures indicate the number of cases found in the data file. They cannot be interpreted as summary statistics of the population of interest.

b2_2: 請問您這棟建物屋頂是何種形式？

Information	[Type= discrete] [Format=numeric] [Range= 1-4] [Missing=*]
Statistics [NW/ W]	[Valid=41 /-] [Invalid=49 /-]

Value	Label	Cases	Percentage
1	平屋頂	12	<div></div> 29.3%
2	鐵皮遮棚	2	<div></div> 4.9%
3	加蓋建物	15	<div></div> 36.6%
4	綠屋頂	12	<div></div> 29.3%
Sysmiss		49	

Warning: these figures indicate the number of cases found in the data file. They cannot be interpreted as summary statistics of the population of interest.

b2_2_1: 請問您這棟建物屋頂是何種形式?綠屋頂形式

Information	[Type= discrete] [Format=numeric] [Range= 1-4] [Missing=*]
Statistics [NW/ W]	[Valid=12 /-] [Invalid=78 /-]

Value	Label	Cases	Percentage
1	盆栽式	10	<div></div> 83.3%
2	薄層式	0	
3	屋頂花園	2	<div></div> 16.7%
4	花台式	0	
Sysmiss		78	

Warning: these figures indicate the number of cases found in the data file. They cannot be interpreted as summary statistics of the population of interest.

File : data1			
# b2_3_1: 請問您這棟建物屋頂上有什麼設施嗎?(複選題)水塔			
Information	[Type= discrete] [Format=numeric] [Range= 0-1] [Missing=*]		
Statistics [NW/ W]	[Valid=42 /-] [Invalid=48 /-]		
Value	Label	Cases	Percentage
0	無	4	9.5%
1	有	38	90.5%
Sysmiss		48	
Warning: these figures indicate the number of cases found in the data file. They cannot be interpreted as summary statistics of the population of interest.			
# b2_3_2: 請問您這棟建物屋頂上有什麼設施嗎?(複選題)曬衣設施			
Information	[Type= discrete] [Format=numeric] [Range= 0-1] [Missing=*]		
Statistics [NW/ W]	[Valid=42 /-] [Invalid=48 /-]		
Value	Label	Cases	Percentage
0	無	25	59.5%
1	有	17	40.5%
Sysmiss		48	
Warning: these figures indicate the number of cases found in the data file. They cannot be interpreted as summary statistics of the population of interest.			
# b2_3_3: 請問您這棟建物屋頂上有什麼設施嗎?(複選題)無線電接收天線			
Information	[Type= discrete] [Format=numeric] [Range= 0-1] [Missing=*]		
Statistics [NW/ W]	[Valid=42 /-] [Invalid=48 /-]		
Value	Label	Cases	Percentage
0	無	34	81.0%
1	有	8	19.0%
Sysmiss		48	
Warning: these figures indicate the number of cases found in the data file. They cannot be interpreted as summary statistics of the population of interest.			
# b2_3_4: 請問您這棟建物屋頂上有什麼設施嗎?(複選題)太陽能板			
Information	[Type= discrete] [Format=numeric] [Range= 0-1] [Missing=*]		
Statistics [NW/ W]	[Valid=42 /-] [Invalid=48 /-]		
Value	Label	Cases	Percentage
0	無	40	95.2%
1	有	2	4.8%
Sysmiss		48	
Warning: these figures indicate the number of cases found in the data file. They cannot be interpreted as summary statistics of the population of interest.			
# b2_3_5: 請問您這棟建物屋頂上有什麼設施嗎?(複選題)休憩座椅			
Information	[Type= discrete] [Format=numeric] [Range= 0-1] [Missing=*]		
Statistics [NW/ W]	[Valid=42 /-] [Invalid=48 /-]		
Value	Label	Cases	Percentage
0	無	38	90.5%
1	有	4	9.5%
Sysmiss		48	
Warning: these figures indicate the number of cases found in the data file. They cannot be interpreted as summary statistics of the population of interest.			
# b2_3_6: 請問您這棟建物屋頂上有什麼設施嗎?(複選題)涼亭、棚架			
Information	[Type= discrete] [Format=numeric] [Range= 0-1] [Missing=*]		

File : data1			
# b2_3_6: 請問您這棟建物屋頂上有什麼設施嗎?(複選題)涼亭、棚架			
Statistics [NW/ W]	[Valid=42 /-] [Invalid=48 /-]		
Value	Label	Cases	Percentage
0	無	41	97.6%
1	有	1	2.4%
Sysmiss		48	
Warning: these figures indicate the number of cases found in the data file. They cannot be interpreted as summary statistics of the population of interest.			
# b2_3_7: 請問您這棟建物屋頂上有什麼設施嗎?(複選題)其他			
Information	[Type= discrete] [Format=numeric] [Range= 0-1] [Missing=*]		
Statistics [NW/ W]	[Valid=3 /-] [Invalid=87 /-]		
Value	Label	Cases	Percentage
0	無	0	
1	有	3	100.0%
Sysmiss		87	
Warning: these figures indicate the number of cases found in the data file. They cannot be interpreted as summary statistics of the population of interest.			
# b2_3_other: 請問您這棟建物屋頂上有什麼設施嗎?其他,請說明			
Information	[Type= discrete] [Format=character] [Missing=*]		
Statistics [NW/ W]	[Valid=3 /-] [Invalid=0 /-]		
Value	Label	Cases	Percentage
停機坪		1	33.3%
木平台		2	66.7%
Warning: these figures indicate the number of cases found in the data file. They cannot be interpreted as summary statistics of the population of interest.			
# b2_4_1: 請問您目前在這棟建物的屋頂上有什麼使用行為?(觀景,種花,用餐,跑步...)種花草			
Information	[Type= discrete] [Format=numeric] [Range= 0-1] [Missing=*]		
Statistics [NW/ W]	[Valid=10 /-] [Invalid=80 /-]		
Value	Label	Cases	Percentage
0	無	0	
1	有	10	100.0%
Sysmiss		80	
Warning: these figures indicate the number of cases found in the data file. They cannot be interpreted as summary statistics of the population of interest.			
# b2_4_2: 請問您目前在這棟建物的屋頂上有什麼使用行為?(觀景,種花,用餐,跑步...)種蔬菜			
Information	[Type= discrete] [Format=numeric] [Range= 0-1] [Missing=*]		
Statistics [NW/ W]	[Valid=3 /-] [Invalid=87 /-]		
Value	Label	Cases	Percentage
0	無	0	
1	有	3	100.0%
Sysmiss		87	
Warning: these figures indicate the number of cases found in the data file. They cannot be interpreted as summary statistics of the population of interest.			
# b2_4_3: 請問您目前在這棟建物的屋頂上有什麼使用行為?(觀景,種花,用餐,跑步...)觀景			
Information	[Type= discrete] [Format=numeric] [Range= 0-1] [Missing=*]		
Statistics [NW/ W]	[Valid=14 /-] [Invalid=76 /-]		

File : data1

b2_4_3: 請問您目前在這棟建物的屋頂上有什麼使用行為?(觀景,種花,用餐,跑步...)觀景

Value	Label	Cases	Percentage
0	無	0	
1	有	14	<div><div></div></div> 100.0%
Sysmiss		76	

Warning: these figures indicate the number of cases found in the data file. They cannot be interpreted as summary statistics of the population of interest.

b2_4_4: 請問您目前在這棟建物的屋頂上有什麼使用行為?(觀景,種花,用餐,跑步...)綠屋頂

Information	[Type= discrete] [Format=numeric] [Range= 0-1] [Missing=*]
Statistics [NW/ W]	[Valid=1 /-] [Invalid=89 /-]

Value	Label	Cases	Percentage
0	無	0	
1	有	1	<div><div></div></div> 100.0%
Sysmiss		89	

Warning: these figures indicate the number of cases found in the data file. They cannot be interpreted as summary statistics of the population of interest.

b2_4_5: 請問您目前在這棟建物的屋頂上有什麼使用行為?(觀景,種花,用餐,跑步...)曬太陽

Information	[Type= discrete] [Format=numeric] [Range= 0-1] [Missing=*]
Statistics [NW/ W]	[Valid=1 /-] [Invalid=89 /-]

Value	Label	Cases	Percentage
0	無	0	
1	有	1	<div><div></div></div> 100.0%
Sysmiss		89	

Warning: these figures indicate the number of cases found in the data file. They cannot be interpreted as summary statistics of the population of interest.

b2_4_6: 請問您目前在這棟建物的屋頂上有什麼使用行為?(觀景,種花,用餐,跑步...)聊天用餐

Information	[Type= discrete] [Format=numeric] [Range= 0-1] [Missing=*]
Statistics [NW/ W]	[Valid=3 /-] [Invalid=87 /-]

Value	Label	Cases	Percentage
0	無	0	
1	有	3	<div><div></div></div> 100.0%
Sysmiss		87	

Warning: these figures indicate the number of cases found in the data file. They cannot be interpreted as summary statistics of the population of interest.

b2_4_7: 請問您目前在這棟建物的屋頂上有什麼使用行為?(觀景,種花,用餐,跑步...)烤肉

Information	[Type= discrete] [Format=numeric] [Range= 0-1] [Missing=*]
Statistics [NW/ W]	[Valid=2 /-] [Invalid=88 /-]

Value	Label	Cases	Percentage
0	無	0	
1	有	2	<div><div></div></div> 100.0%
Sysmiss		88	

Warning: these figures indicate the number of cases found in the data file. They cannot be interpreted as summary statistics of the population of interest.

b2_4_8: 請問您目前在這棟建物的屋頂上有什麼使用行為?(觀景,種花,用餐,跑步...)遛狗

Information	[Type= discrete] [Format=numeric] [Range= 0-1] [Missing=*]
Statistics [NW/ W]	[Valid=2 /-] [Invalid=88 /-]

File : data1

b2_4_8: 請問您目前在這棟建物的屋頂上有什麼使用行為?(觀景,種花,用餐,跑步...)遛狗

Value	Label	Cases	Percentage
0	無	0	
1	有	2	<div><div></div></div> 100.0%
Sysmiss		88	

Warning: these figures indicate the number of cases found in the data file. They cannot be interpreted as summary statistics of the population of interest.

b2_4_9: 請問您目前在這棟建物的屋頂上有什麼使用行為?(觀景,種花,用餐,跑步...)養寵物

Information	[Type= discrete] [Format=numeric] [Range= 0-1] [Missing=*]
Statistics [NW/ W]	[Valid=3 /-] [Invalid=87 /-]

Value	Label	Cases	Percentage
0	無	0	
1	有	3	<div><div></div></div> 100.0%
Sysmiss		87	

Warning: these figures indicate the number of cases found in the data file. They cannot be interpreted as summary statistics of the population of interest.

b2_4_10: 請問您目前在這棟建物的屋頂上有什麼使用行為?(觀景,種花,用餐,跑步...)曬衣物

Information	[Type= discrete] [Format=numeric] [Range= 0-1] [Missing=*]
Statistics [NW/ W]	[Valid=11 /-] [Invalid=79 /-]

Value	Label	Cases	Percentage
0	無	0	
1	有	11	<div><div></div></div> 100.0%
Sysmiss		79	

Warning: these figures indicate the number of cases found in the data file. They cannot be interpreted as summary statistics of the population of interest.

b2_4_11: 請問您目前在這棟建物的屋頂上有什麼使用行為?(觀景,種花,用餐,跑步...)調整天線

Information	[Type= discrete] [Format=numeric] [Range= 0-1] [Missing=*]
Statistics [NW/ W]	[Valid=1 /-] [Invalid=89 /-]

Value	Label	Cases	Percentage
0	無	0	
1	有	1	<div><div></div></div> 100.0%
Sysmiss		89	

Warning: these figures indicate the number of cases found in the data file. They cannot be interpreted as summary statistics of the population of interest.

b2_4_12: 請問您目前在這棟建物的屋頂上有什麼使用行為?(觀景,種花,用餐,跑步...)修水塔

Information	[Type= discrete] [Format=numeric] [Range= 0-1] [Missing=*]
Statistics [NW/ W]	[Valid=8 /-] [Invalid=82 /-]

Value	Label	Cases	Percentage
0	無	0	
1	有	8	<div><div></div></div> 100.0%
Sysmiss		82	

Warning: these figures indicate the number of cases found in the data file. They cannot be interpreted as summary statistics of the population of interest.

b2_4_13: 請問您目前在這棟建物的屋頂上有什麼使用行為?(觀景,種花,用餐,跑步...)抽菸

Information	[Type= discrete] [Format=numeric] [Range= 0-1] [Missing=*]
Statistics [NW/ W]	[Valid=2 /-] [Invalid=88 /-]

File : data1

b2_4_13: 請問您目前在這棟建物的屋頂上有什麼使用行為?(觀景,種花,用餐,跑步...)抽菸

Value	Label	Cases	Percentage
0	無	0	
1	有	2	100.0%
Sysmiss		88	

Warning: these figures indicate the number of cases found in the data file. They cannot be interpreted as summary statistics of the population of interest.

b2_4_14: 請問您目前在這棟建物的屋頂上有什麼使用行為?(觀景,種花,用餐,跑步...)升旗

Information	[Type= discrete] [Format=numeric] [Range= 0-1] [Missing=*]
Statistics [NW/ W]	[Valid=1 -] [Invalid=89 -]

Value	Label	Cases	Percentage
0	無	0	
1	有	1	100.0%
Sysmiss		89	

Warning: these figures indicate the number of cases found in the data file. They cannot be interpreted as summary statistics of the population of interest.

b2_5_1: 請問您期望屋頂上還能有什麼使用行為?(觀景,種花,用餐,跑步,游泳...)種花草

Information	[Type= discrete] [Format=numeric] [Range= 0-1] [Missing=*]
Statistics [NW/ W]	[Valid=22 -] [Invalid=68 -]

Value	Label	Cases	Percentage
0	無	17	77.3%
1	有	5	22.7%
Sysmiss		68	

Warning: these figures indicate the number of cases found in the data file. They cannot be interpreted as summary statistics of the population of interest.

b2_5_2: 請問您期望屋頂上還能有什麼使用行為?(觀景,種花,用餐,跑步,游泳...)種蔬菜

Information	[Type= discrete] [Format=numeric] [Range= 0-1] [Missing=*]
Statistics [NW/ W]	[Valid=7 -] [Invalid=83 -]

Value	Label	Cases	Percentage
0	無	5	71.4%
1	有	2	28.6%
Sysmiss		83	

Warning: these figures indicate the number of cases found in the data file. They cannot be interpreted as summary statistics of the population of interest.

b2_5_3: 請問您期望屋頂上還能有什麼使用行為?(觀景,種花,用餐,跑步,游泳...)觀景

Information	[Type= discrete] [Format=numeric] [Range= 0-1] [Missing=*]
Statistics [NW/ W]	[Valid=8 -] [Invalid=82 -]

Value	Label	Cases	Percentage
0	無	7	87.5%
1	有	1	12.5%
Sysmiss		82	

Warning: these figures indicate the number of cases found in the data file. They cannot be interpreted as summary statistics of the population of interest.

b2_5_4: 請問您期望屋頂上還能有什麼使用行為?(觀景,種花,用餐,跑步,游泳...)綠屋頂

Information	[Type= discrete] [Format=numeric] [Range= 0-1] [Missing=*]
Statistics [NW/ W]	[Valid=29 -] [Invalid=61 -]

File : data1

b2_5_4: 請問您期望屋頂上還能有什麼使用行為?(觀景,種花,用餐,跑步,游泳...)綠屋頂

Value	Label	Cases	Percentage
0	無	11	<div></div> 37.9%
1	有	18	<div></div> 62.1%
Sysmiss		61	

Warning: these figures indicate the number of cases found in the data file. They cannot be interpreted as summary statistics of the population of interest.

b2_5_5: 請問您期望屋頂上還能有什麼使用行為?(觀景,種花,用餐,跑步,游泳...)運動健身

Information	[Type= discrete] [Format=numeric] [Range= 0-1] [Missing=*]
Statistics [NW/ W]	[Valid=3 /-] [Invalid=87 /-]

Value	Label	Cases	Percentage
0	無	2	<div></div> 66.7%
1	有	1	<div></div> 33.3%
Sysmiss		87	

Warning: these figures indicate the number of cases found in the data file. They cannot be interpreted as summary statistics of the population of interest.

b2_5_6: 請問您期望屋頂上還能有什麼使用行為?(觀景,種花,用餐,跑步,游泳...)聊天用餐

Information	[Type= discrete] [Format=numeric] [Range= 0-1] [Missing=*]
Statistics [NW/ W]	[Valid=21 /-] [Invalid=69 /-]

Value	Label	Cases	Percentage
0	無	9	<div></div> 42.9%
1	有	12	<div></div> 57.1%
Sysmiss		69	

Warning: these figures indicate the number of cases found in the data file. They cannot be interpreted as summary statistics of the population of interest.

b2_5_7: 請問您期望屋頂上還能有什麼使用行為?(觀景,種花,用餐,跑步,游泳...)太陽能發電

Information	[Type= discrete] [Format=numeric] [Range= 0-1] [Missing=*]
Statistics [NW/ W]	[Valid=4 /-] [Invalid=86 /-]

Value	Label	Cases	Percentage
0	無	1	<div></div> 25.0%
1	有	3	<div></div> 75.0%
Sysmiss		86	

Warning: these figures indicate the number of cases found in the data file. They cannot be interpreted as summary statistics of the population of interest.

b2_5_8: 請問您期望屋頂上還能有什麼使用行為?(觀景,種花,用餐,跑步,游泳...)涼亭

Information	[Type= discrete] [Format=numeric] [Range= 0-1] [Missing=*]
Statistics [NW/ W]	[Valid=1 /-] [Invalid=89 /-]

Value	Label	Cases	Percentage
0	無	0	
1	有	1	<div></div> 100.0%
Sysmiss		89	

Warning: these figures indicate the number of cases found in the data file. They cannot be interpreted as summary statistics of the population of interest.

b2_5_9: 請問您期望屋頂上還能有什麼使用行為?(觀景,種花,用餐,跑步,游泳...)燈光

Information	[Type= discrete] [Format=numeric] [Range= 0-1] [Missing=*]
Statistics [NW/ W]	[Valid=1 /-] [Invalid=89 /-]

File : data1

b2_5_9: 請問您期望屋頂上還能有什麼使用行為?(觀景,種花,用餐,跑步,游泳...)燈光

Value	Label	Cases	Percentage
0	無	0	
1	有	1	100.0%
Sysmiss		89	

Warning: these figures indicate the number of cases found in the data file. They cannot be interpreted as summary statistics of the population of interest.

b2_5_10: 請問您期望屋頂上還能有什麼使用行為?(觀景,種花,用餐,跑步,游泳...)曬棉被

Information	[Type= discrete] [Format=numeric] [Range= 0-1] [Missing=*]
Statistics [NW/ W]	[Valid=7 /-] [Invalid=83 /-]

Value	Label	Cases	Percentage
0	無	6	85.7%
1	有	1	14.3%
Sysmiss		83	

Warning: these figures indicate the number of cases found in the data file. They cannot be interpreted as summary statistics of the population of interest.

b2_5_11: 請問您期望屋頂上還能有什麼使用行為?(觀景,種花,用餐,跑步,游泳...)整潔

Information	[Type= discrete] [Format=numeric] [Range= 0-1] [Missing=*]
Statistics [NW/ W]	[Valid=2 /-] [Invalid=88 /-]

Value	Label	Cases	Percentage
0	無	0	
1	有	2	100.0%
Sysmiss		88	

Warning: these figures indicate the number of cases found in the data file. They cannot be interpreted as summary statistics of the population of interest.

b2_5_12: 請問您期望屋頂上還能有什麼使用行為?(觀景,種花,用餐,跑步,游泳...)管線整理

Information	[Type= discrete] [Format=numeric] [Range= 0-1] [Missing=*]
Statistics [NW/ W]	[Valid=1 /-] [Invalid=89 /-]

Value	Label	Cases	Percentage
0	無	0	
1	有	1	100.0%
Sysmiss		89	

Warning: these figures indicate the number of cases found in the data file. They cannot be interpreted as summary statistics of the population of interest.

b2_5_13: 請問您期望屋頂上還能有什麼使用行為?(觀景,種花,用餐,跑步,游泳...)遮蔽物

Information	[Type= discrete] [Format=numeric] [Range= 0-1] [Missing=*]
Statistics [NW/ W]	[Valid=3 /-] [Invalid=87 /-]

Value	Label	Cases	Percentage
0	無	2	66.7%
1	有	1	33.3%
Sysmiss		87	

Warning: these figures indicate the number of cases found in the data file. They cannot be interpreted as summary statistics of the population of interest.

b2_5_14: 請問您期望屋頂上還能有什麼使用行為?(觀景,種花,用餐,跑步,游泳...)游泳池

Information	[Type= discrete] [Format=numeric] [Range= 0-1] [Missing=*]
Statistics [NW/ W]	[Valid=1 /-] [Invalid=89 /-]

File : data1

b2_5_14: 請問您期望屋頂上還能有什麼使用行為?(觀景,種花,用餐,跑步,游泳...)游泳池

Value	Label	Cases	Percentage
0	無	0	
1	有	1	100.0%
Sysmiss		89	

Warning: these figures indicate the number of cases found in the data file. They cannot be interpreted as summary statistics of the population of interest.

b2_6_1: 請問您不上去使用的原因是?距離太遠

Information	[Type= discrete] [Format=numeric] [Range= 0-1] [Missing=*]
Statistics [NW/ W]	[Valid=6 /-] [Invalid=84 /-]

Value	Label	Cases	Percentage
0	無	0	
1	有	6	100.0%
Sysmiss		84	

Warning: these figures indicate the number of cases found in the data file. They cannot be interpreted as summary statistics of the population of interest.

# b2_6_2: 請問您不上去使用的原因是?年紀大了			
Information		[Type= discrete] [Format=numeric] [Range= 0-1] [Missing=*]	
Statistics [NW/ W]		[Valid=6 /-] [Invalid=84 /-]	
Value	Label	Cases	Percentage
0	無	0	
1	有	6	<div><div></div></div> 100.0%
Sysmiss		84	
<i>Warning: these figures indicate the number of cases found in the data file. They cannot be interpreted as summary statistics of the population of interest.</i>			
# b2_6_3: 請問您不上去使用的原因是?頂樓加蓋			
Information		[Type= discrete] [Format=numeric] [Range= 0-1] [Missing=*]	
Statistics [NW/ W]		[Valid=18 /-] [Invalid=72 /-]	
Value	Label	Cases	Percentage
0	無	0	
1	有	18	<div><div></div></div> 100.0%
Sysmiss		72	
<i>Warning: these figures indicate the number of cases found in the data file. They cannot be interpreted as summary statistics of the population of interest.</i>			
# b2_6_4: 請問您不上去使用的原因是?沒有東西			
Information		[Type= discrete] [Format=numeric] [Range= 0-1] [Missing=*]	
Statistics [NW/ W]		[Valid=7 /-] [Invalid=83 /-]	
Value	Label	Cases	Percentage
0	無	0	
1	有	7	<div><div></div></div> 100.0%
Sysmiss		83	
<i>Warning: these figures indicate the number of cases found in the data file. They cannot be interpreted as summary statistics of the population of interest.</i>			
# b2_6_5: 請問您不上去使用的原因是?活動我沒吸引力			
Information		[Type= discrete] [Format=numeric] [Range= 0-1] [Missing=*]	
Statistics [NW/ W]		[Valid=3 /-] [Invalid=87 /-]	
Value	Label	Cases	Percentage
0	無	0	
1	有	3	<div><div></div></div> 100.0%
Sysmiss		87	
<i>Warning: these figures indicate the number of cases found in the data file. They cannot be interpreted as summary statistics of the population of interest.</i>			
# b2_6_6: 請問您不上去使用的原因是?沒有想用的意思			
Information		[Type= discrete] [Format=numeric] [Range= 0-1] [Missing=*]	
Statistics [NW/ W]		[Valid=9 /-] [Invalid=81 /-]	
Value	Label	Cases	Percentage
0	無	0	
1	有	9	<div><div></div></div> 100.0%
Sysmiss		81	
<i>Warning: these figures indicate the number of cases found in the data file. They cannot be interpreted as summary statistics of the population of interest.</i>			
# b2_6_7: 請問您不上去使用的原因是?頂樓是樓上住戶的			
Information		[Type= discrete] [Format=numeric] [Range= 0-1] [Missing=*]	
Statistics [NW/ W]		[Valid=8 /-] [Invalid=82 /-]	

# b2_6_7: 請問您不上去使用的原因是?頂樓是樓上住戶的			
Value	Label	Cases	Percentage
0	無	0	
1	有	8	<div><div></div></div> 100.0%
Sysmiss		82	
Warning: these figures indicate the number of cases found in the data file. They cannot be interpreted as summary statistics of the population of interest.			
# b2_6_8: 請問您不上去使用的原因是?被房東鎖起來了			
Information	[Type= discrete] [Format=numeric] [Range= 0-1] [Missing=*]		
Statistics [NW/ W]	[Valid=4 /-] [Invalid=86 /-]		
Value	Label	Cases	Percentage
0	無	0	
1	有	4	<div><div></div></div> 100.0%
Sysmiss		86	
Warning: these figures indicate the number of cases found in the data file. They cannot be interpreted as summary statistics of the population of interest.			
# b2_6_9: 請問您不上去使用的原因是?不清楚頂樓的權屬是誰			
Information	[Type= discrete] [Format=numeric] [Range= 0-1] [Missing=*]		
Statistics [NW/ W]	[Valid=1 /-] [Invalid=89 /-]		
Value	Label	Cases	Percentage
0	無	0	
1	有	1	<div><div></div></div> 100.0%
Sysmiss		89	
Warning: these figures indicate the number of cases found in the data file. They cannot be interpreted as summary statistics of the population of interest.			
# b2_6_10: 請問您不上去使用的原因是?不是自己的房子			
Information	[Type= discrete] [Format=numeric] [Range= 0-1] [Missing=*]		
Statistics [NW/ W]	[Valid=1 /-] [Invalid=89 /-]		
Value	Label	Cases	Percentage
0	無	0	
1	有	1	<div><div></div></div> 100.0%
Sysmiss		89	
Warning: these figures indicate the number of cases found in the data file. They cannot be interpreted as summary statistics of the population of interest.			
# b2_6_11: 請問您不上去使用的原因是?空間已經很小了			
Information	[Type= discrete] [Format=numeric] [Range= 0-1] [Missing=*]		
Statistics [NW/ W]	[Valid=2 /-] [Invalid=88 /-]		
Value	Label	Cases	Percentage
0	無	0	
1	有	2	<div><div></div></div> 100.0%
Sysmiss		88	
Warning: these figures indicate the number of cases found in the data file. They cannot be interpreted as summary statistics of the population of interest.			
# b2_6_12: 請問您不上去使用的原因是?危險			
Information	[Type= discrete] [Format=numeric] [Range= 0-1] [Missing=*]		
Statistics [NW/ W]	[Valid=2 /-] [Invalid=88 /-]		
Value	Label	Cases	Percentage
0	無	0	

# b2_6_12: 請問您不上去使用的原因是?危險			
Value	Label	Cases	Percentage
1	有	2	<div><div></div></div> 100.0%
Sysmiss		88	
Warning: these figures indicate the number of cases found in the data file. They cannot be interpreted as summary statistics of the population of interest.			
# b2_6_13: 請問您不上去使用的原因是?去公園還比較好			
Information	[Type= discrete] [Format=numeric] [Range= 0-1] [Missing=*]		
Statistics [NW/ W]	[Valid=3 /-] [Invalid=87 /-]		
Value	Label	Cases	Percentage
0	無	0	
1	有	3	<div><div></div></div> 100.0%
Sysmiss		87	
Warning: these figures indicate the number of cases found in the data file. They cannot be interpreted as summary statistics of the population of interest.			
# b2_6_14: 請問您不上去使用的原因是?管委會沒有規定管理			
Information	[Type= discrete] [Format=numeric] [Range= 0-1] [Missing=*]		
Statistics [NW/ W]	[Valid=2 /-] [Invalid=88 /-]		
Value	Label	Cases	Percentage
0	無	0	
1	有	2	<div><div></div></div> 100.0%
Sysmiss		88	
Warning: these figures indicate the number of cases found in the data file. They cannot be interpreted as summary statistics of the population of interest.			
# b2_6_15: 請問您不上去使用的原因是?怕麻煩所以不想使用			
Information	[Type= discrete] [Format=numeric] [Range= 0-1] [Missing=*]		
Statistics [NW/ W]	[Valid=1 /-] [Invalid=89 /-]		
Value	Label	Cases	Percentage
0	無	0	
1	有	1	<div><div></div></div> 100.0%
Sysmiss		89	
Warning: these figures indicate the number of cases found in the data file. They cannot be interpreted as summary statistics of the population of interest.			
# b2_6_16: 請問您不上去使用的原因是?公司不准上去			
Information	[Type= discrete] [Format=numeric] [Range= 0-1] [Missing=*]		
Statistics [NW/ W]	[Valid=3 /-] [Invalid=87 /-]		
Value	Label	Cases	Percentage
0	無	0	
1	有	3	<div><div></div></div> 100.0%
Sysmiss		87	
Warning: these figures indicate the number of cases found in the data file. They cannot be interpreted as summary statistics of the population of interest.			
# b2_6_17: 請問您不上去使用的原因是?沒有屋頂			
Information	[Type= discrete] [Format=numeric] [Range= 0-1] [Missing=*]		
Statistics [NW/ W]	[Valid=1 /-] [Invalid=89 /-]		
Value	Label	Cases	Percentage
0	無	0	
1	有	1	<div><div></div></div> 100.0%

# b2_6_17: 請問您不上去使用的原因是?沒有屋頂			
Value	Label	Cases	Percentage
Sysmiss		89	
<i>Warning: these figures indicate the number of cases found in the data file. They cannot be interpreted as summary statistics of the population of interest.</i>			
# b2_7_1: 請問您期望屋頂上能有什麼使用行為?種花草			
Information	[Type= discrete] [Format=numeric] [Range= 0-1] [Missing=*]		
Statistics [NW/ W]	[Valid=17 /-] [Invalid=73 /-]		
Value	Label	Cases	Percentage
0	無	0	
1	有	17	<div><div></div></div> 100.0%
Sysmiss		73	
<i>Warning: these figures indicate the number of cases found in the data file. They cannot be interpreted as summary statistics of the population of interest.</i>			
# b2_7_2: 請問您期望屋頂上能有什麼使用行為?種蔬果			
Information	[Type= discrete] [Format=numeric] [Range= 0-1] [Missing=*]		
Statistics [NW/ W]	[Valid=5 /-] [Invalid=85 /-]		
Value	Label	Cases	Percentage
0	無	0	
1	有	5	<div><div></div></div> 100.0%
Sysmiss		85	
<i>Warning: these figures indicate the number of cases found in the data file. They cannot be interpreted as summary statistics of the population of interest.</i>			
# b2_7_3: 請問您期望屋頂上能有什麼使用行為?觀景			
Information	[Type= discrete] [Format=numeric] [Range= 0-1] [Missing=*]		
Statistics [NW/ W]	[Valid=7 /-] [Invalid=83 /-]		
Value	Label	Cases	Percentage
0	無	0	
1	有	7	<div><div></div></div> 100.0%
Sysmiss		83	
<i>Warning: these figures indicate the number of cases found in the data file. They cannot be interpreted as summary statistics of the population of interest.</i>			
# b2_7_4: 請問您期望屋頂上能有什麼使用行為?綠屋頂			
Information	[Type= discrete] [Format=numeric] [Range= 0-1] [Missing=*]		
Statistics [NW/ W]	[Valid=11 /-] [Invalid=79 /-]		
Value	Label	Cases	Percentage
0	無	0	
1	有	11	<div><div></div></div> 100.0%
Sysmiss		79	
<i>Warning: these figures indicate the number of cases found in the data file. They cannot be interpreted as summary statistics of the population of interest.</i>			
# b2_7_5: 請問您期望屋頂上能有什麼使用行為?曬太陽			
Information	[Type= discrete] [Format=numeric] [Range= 0-1] [Missing=*]		
Statistics [NW/ W]	[Valid=1 /-] [Invalid=89 /-]		
Value	Label	Cases	Percentage
0	無	0	
1	有	1	<div><div></div></div> 100.0%
Sysmiss		89	
<i>Warning: these figures indicate the number of cases found in the data file. They cannot be interpreted as summary statistics of the population of interest.</i>			

# b2_7_6: 請問您期望屋頂上能有什麼使用行為?運動健身			
Information	[Type= discrete] [Format=numeric] [Range= 0-1] [Missing=*]		
Statistics [NW/ W]	[Valid=2 /-] [Invalid=88 /-]		
Value	Label	Cases	Percentage
0	無	0	
1	有	2	<div></div> 100.0%
Sysmiss		88	
Warning: these figures indicate the number of cases found in the data file. They cannot be interpreted as summary statistics of the population of interest.			
# b2_7_7: 請問您期望屋頂上能有什麼使用行為?聊天用餐有休憩座椅			
Information	[Type= discrete] [Format=numeric] [Range= 0-1] [Missing=*]		
Statistics [NW/ W]	[Valid=9 /-] [Invalid=81 /-]		
Value	Label	Cases	Percentage
0	無	0	
1	有	9	<div></div> 100.0%
Sysmiss		81	
Warning: these figures indicate the number of cases found in the data file. They cannot be interpreted as summary statistics of the population of interest.			
# b2_7_8: 請問您期望屋頂上能有什麼使用行為?烤肉			
Information	[Type= discrete] [Format=numeric] [Range= 0-1] [Missing=*]		
Statistics [NW/ W]	[Valid=2 /-] [Invalid=88 /-]		
Value	Label	Cases	Percentage
0	無	0	
1	有	2	<div></div> 100.0%
Sysmiss		88	
Warning: these figures indicate the number of cases found in the data file. They cannot be interpreted as summary statistics of the population of interest.			
# b2_7_9: 請問您期望屋頂上能有什麼使用行為?太陽能發電			
Information	[Type= discrete] [Format=numeric] [Range= 0-1] [Missing=*]		
Statistics [NW/ W]	[Valid=1 /-] [Invalid=89 /-]		
Value	Label	Cases	Percentage
0	無	0	
1	有	1	<div></div> 100.0%
Sysmiss		89	
Warning: these figures indicate the number of cases found in the data file. They cannot be interpreted as summary statistics of the population of interest.			
# b2_7_10: 請問您期望屋頂上能有什麼使用行為?遊樂設施			
Information	[Type= discrete] [Format=numeric] [Range= 0-1] [Missing=*]		
Statistics [NW/ W]	[Valid=1 /-] [Invalid=89 /-]		
Value	Label	Cases	Percentage
0	無	0	
1	有	1	<div></div> 100.0%
Sysmiss		89	
Warning: these figures indicate the number of cases found in the data file. They cannot be interpreted as summary statistics of the population of interest.			
# b2_7_11: 請問您期望屋頂上能有什麼使用行為?教育活動			
Information	[Type= discrete] [Format=numeric] [Range= 0-1] [Missing=*]		
Statistics [NW/ W]	[Valid=1 /-] [Invalid=89 /-]		

# b2_7_11: 請問您期望屋頂上能有什麼使用行為?教育活動			
Value	Label	Cases	Percentage
0	無	0	
1	有	1	<div></div> 100.0%
Sysmiss		89	
Warning: these figures indicate the number of cases found in the data file. They cannot be interpreted as summary statistics of the population of interest.			
# b2_7_12: 請問您期望屋頂上能有什麼使用行為?曬棉被、衣物、物品等			
Information	[Type= discrete] [Format=numeric] [Range= 0-1] [Missing=*]		
Statistics [NW/ W]	[Valid=6 /-] [Invalid=84 /-]		
Value	Label	Cases	Percentage
0	無	0	
1	有	6	<div></div> 100.0%
Sysmiss		84	
Warning: these figures indicate the number of cases found in the data file. They cannot be interpreted as summary statistics of the population of interest.			
# b2_7_13: 請問您期望屋頂上能有什麼使用行為?放置園藝用品的空間			
Information	[Type= discrete] [Format=numeric] [Range= 0-1] [Missing=*]		
Statistics [NW/ W]	[Valid=1 /-] [Invalid=89 /-]		
Value	Label	Cases	Percentage
0	無	0	
1	有	1	<div></div> 100.0%
Sysmiss		89	
Warning: these figures indicate the number of cases found in the data file. They cannot be interpreted as summary statistics of the population of interest.			
# b2_7_14: 請問您期望屋頂上能有什麼使用行為?遮蔽物			
Information	[Type= discrete] [Format=numeric] [Range= 0-1] [Missing=*]		
Statistics [NW/ W]	[Valid=2 /-] [Invalid=88 /-]		
Value	Label	Cases	Percentage
0	無	0	
1	有	2	<div></div> 100.0%
Sysmiss		88	
Warning: these figures indicate the number of cases found in the data file. They cannot be interpreted as summary statistics of the population of interest.			
# b2_7_15: 請問您期望屋頂上能有什麼使用行為?曬菜乾			
Information	[Type= discrete] [Format=numeric] [Range= 0-1] [Missing=*]		
Statistics [NW/ W]	[Valid=1 /-] [Invalid=89 /-]		
Value	Label	Cases	Percentage
0	無	0	
1	有	1	<div></div> 100.0%
Sysmiss		89	
Warning: these figures indicate the number of cases found in the data file. They cannot be interpreted as summary statistics of the population of interest.			
# b2_7: 請問您如果排除/改善上題的阻礙,你會上去使用屋頂嗎?使用會/不會			
Information	[Type= discrete] [Format=numeric] [Range= 1-2] [Missing=*]		
Statistics [NW/ W]	[Valid=48 /-] [Invalid=42 /-]		
Value	Label	Cases	Percentage
1	會	33	<div></div> 68.8%

# b2_7: 請問您如果排除/改善上題的阻礙, 你會上去使用屋頂嗎?使用會/不會			
Value	Label	Cases	Percentage
2	不會	15	31.2%
Sysmiss		42	
Warning: these figures indicate the number of cases found in the data file. They cannot be interpreted as summary statistics of the population of interest.			
# sex: 性別			
Information	[Type= discrete] [Format=numeric] [Range= 1-2] [Missing=*]		
Statistics [NW/ W]	[Valid=90 /-] [Invalid=0 /-]		
Value	Label	Cases	Percentage
1	男	38	42.2%
2	女	52	57.8%
Warning: these figures indicate the number of cases found in the data file. They cannot be interpreted as summary statistics of the population of interest.			
# age: 年齡			
Information	[Type= discrete] [Format=numeric] [Range= 1-7] [Missing=*]		
Statistics [NW/ W]	[Valid=90 /-] [Invalid=0 /-]		
Value	Label	Cases	Percentage
1	15~19歲	0	
2	20~29歲	14	15.6%
3	30~39歲	13	14.4%
4	40~49歲	19	21.1%
5	50~59歲	9	10.0%
6	60~69歲	16	17.8%
7	70歲以上	19	21.1%
Warning: these figures indicate the number of cases found in the data file. They cannot be interpreted as summary statistics of the population of interest.			
# job: 從事行業			
Information	[Type= discrete] [Format=numeric] [Range= 1-9] [Missing=*]		
Statistics [NW/ W]	[Valid=90 /-] [Invalid=0 /-]		
Value	Label	Cases	Percentage
1	旅遊從業人員	1	1.1%
2	農業	0	
3	教職	3	3.3%
4	工業	0	
5	家管/退休/待業	49	54.4%
6	軍職/公務人員	5	5.6%
7	商業	12	13.3%
8	學生	1	1.1%
9	其他	19	21.1%
Warning: these figures indicate the number of cases found in the data file. They cannot be interpreted as summary statistics of the population of interest.			
# married: 婚姻狀況			
Information	[Type= discrete] [Format=numeric] [Range= 1-4] [Missing=*]		
Statistics [NW/ W]	[Valid=90 /-] [Invalid=0 /-]		
Value	Label	Cases	Percentage
1	已婚, 無小孩	1	1.1%
2	已婚, 有小孩	61	67.8%

# married: 婚姻狀況			
Value	Label	Cases	Percentage
3	未婚	27	<div></div> 30.0%
4	其他	1	<div></div> 1.1%
Warning: these figures indicate the number of cases found in the data file. They cannot be interpreted as summary statistics of the population of interest.			

File : data2			
# no: 編號:			
Information	[Type= continuous] [Format=numeric] [Range= 101-950] [Missing=*]		
Statistics [NW/ W]	[Valid=460 /-] [Invalid=0 /-] [Mean=525.854 /-] [StdDev=257.287 /-]		
# site: 調查地點:			
Information	[Type= discrete] [Format=numeric] [Range= 1-9] [Missing=*]		
Statistics [NW/ W]	[Valid=460 /-] [Invalid=0 /-]		
Value	Label	Cases	Percentage
1	大安森林公園	50	<div></div> 10.9%
2	大湖公園	50	<div></div> 10.9%
3	青年公園	52	<div></div> 11.3%
4	國父紀念館周邊	54	<div></div> 11.7%
5	雙城公園	51	<div></div> 11.1%
6	中山捷運站綠帶	50	<div></div> 10.9%
7	信義廣場	52	<div></div> 11.3%
8	華山文創旁公園	51	<div></div> 11.1%
9	林森公園	50	<div></div> 10.9%
Warning: these figures indicate the number of cases found in the data file. They cannot be interpreted as summary statistics of the population of interest.			
# day: 日期:			
Information	[Type= discrete] [Format=numeric] [Range= 708-731] [Missing=*]		
Statistics [NW/ W]	[Valid=460 /-] [Invalid=0 /-]		
Value	Label	Cases	Percentage
708		64	<div></div> 13.9%
713		23	<div></div> 5.0%
714		52	<div></div> 11.3%
715		52	<div></div> 11.3%
716		51	<div></div> 11.1%
721		49	<div></div> 10.7%
722		31	<div></div> 6.7%
729		86	<div></div> 18.7%
730		36	<div></div> 7.8%
731		16	<div></div> 3.5%
Warning: these figures indicate the number of cases found in the data file. They cannot be interpreted as summary statistics of the population of interest.			
# week: 星期:			
Information	[Type= discrete] [Format=numeric] [Range= 1-4] [Missing=*]		
Statistics [NW/ W]	[Valid=460 /-] [Invalid=0 /-]		
Value	Label	Cases	Percentage
1		66	<div></div> 14.3%
2		109	<div></div> 23.7%
3		234	<div></div> 50.9%
4		51	<div></div> 11.1%
Warning: these figures indicate the number of cases found in the data file. They cannot be interpreted as summary statistics of the population of interest.			
# time: 時段:			
Information	[Type= discrete] [Format=numeric] [Range= 1-2] [Missing=*]		

File : data2

time: 時段:

Statistics [NW/ W]

[Valid=460 /-] [Invalid=0 /-]

Value	Label	Cases	Percentage
1	上午	128	<div></div> 27.8%
2	下午	332	<div></div> 72.2%

Warning: these figures indicate the number of cases found in the data file. They cannot be interpreted as summary statistics of the population of interest.

a1_1: 請問您使用這棟建築的目的是?

Information

[Type= discrete] [Format=numeric] [Range= 1-2] [Missing=*]

Statistics [NW/ W]

[Valid=460 /-] [Invalid=0 /-]

Value	Label	Cases	Percentage
1	工作	158	<div></div> 34.3%
2	住家	302	<div></div> 65.7%

Warning: these figures indicate the number of cases found in the data file. They cannot be interpreted as summary statistics of the population of interest.

a1_2: 請問您現在的工作地點/住家, 這棟建築類型是?

Information

[Type= discrete] [Format=numeric] [Range= 1-7] [Missing=*]

Statistics [NW/ W]

[Valid=460 /-] [Invalid=0 /-]

Value	Label	Cases	Percentage
1	透天	14	<div></div> 3.0%
2	公寓(5樓以下)	160	<div></div> 34.8%
3	華廈(6~10樓)	87	<div></div> 18.9%
4	住宅大樓(11樓以上)	96	<div></div> 20.9%
5	商辦大樓	84	<div></div> 18.3%
6	機關大樓(公部門)	12	<div></div> 2.6%
7	其他	7	<div></div> 1.5%

Warning: these figures indicate the number of cases found in the data file. They cannot be interpreted as summary statistics of the population of interest.

a1_2a: 建築類型(其他細分)

Information

[Type= discrete] [Format=numeric] [Range= 1-9] [Missing=*]

Statistics [NW/ W]

[Valid=460 /-] [Invalid=0 /-]

Value	Label	Cases	Percentage
1	透天	14	<div></div> 3.0%
2	公寓(5樓以下)	160	<div></div> 34.8%
3	華廈(6~10樓)	87	<div></div> 18.9%
4	住宅大樓(11樓以上)	96	<div></div> 20.9%
5	商辦大樓	84	<div></div> 18.3%
6	機關大樓(公部門)	12	<div></div> 2.6%
7	廠辦	1	<div></div> 0.2%
8	飯店旅館	5	<div></div> 1.1%
9	百貨公司	1	<div></div> 0.2%

Warning: these figures indicate the number of cases found in the data file. They cannot be interpreted as summary statistics of the population of interest.

a1_3_1: 請問這棟建築總樓層是__樓

Information

[Type= discrete] [Format=numeric] [Range= 0-101] [Missing=*]

Statistics [NW/ W]

[Valid=460 /-] [Invalid=0 /-]

File : data2

a1_3_1: 請問這棟建築總樓層是__樓

Value	Label	Cases	Percentage
0		12	2.6%
1		1	0.2%
2		3	0.7%
3		12	2.6%
4		43	9.3%
5		110	23.9%
6		19	4.1%
7		44	9.6%
8		10	2.2%
9		12	2.6%
10		31	6.7%
11		23	5.0%
12		59	12.8%
13		11	2.4%
14		25	5.4%
15		8	1.7%
16		2	0.4%
17		7	1.5%
18		2	0.4%
19		13	2.8%
20		2	0.4%
21		1	0.2%
24		2	0.4%
25		1	0.2%
26		1	0.2%
30		2	0.4%
101		4	0.9%

Warning: these figures indicate the number of cases found in the data file. They cannot be interpreted as summary statistics of the population of interest.

a1_3_2: 你主要使用的樓層是__樓

Information	[Type= discrete] [Format=numeric] [Range= 0-80] [Missing=*]		
Statistics [NW/ W]	[Valid=460 /-] [Invalid=0 /-]		
Value	Label	Cases	Percentage
0		29	6.3%
1		60	13.0%
2		43	9.3%
3		54	11.7%
4		56	12.2%
5		54	11.7%
6		32	7.0%
7		31	6.7%
8		16	3.5%
9		21	4.6%

File : data2

a1_3_2: 你主要使用的樓層是__樓

Value	Label	Cases	Percentage
10		11	2.4%
11		12	2.6%
12		20	4.3%
13		6	1.3%
14		5	1.1%
15		1	0.2%
16		1	0.2%
17		1	0.2%
18		1	0.2%
19		1	0.2%
23		1	0.2%
24		1	0.2%
43		1	0.2%
53		1	0.2%
80		1	0.2%

Warning: these figures indicate the number of cases found in the data file. They cannot be interpreted as summary statistics of the population of interest.

a1_4_1: 請問您這棟建築的屋頂型式是?(可複選)平屋頂

Information	[Type= discrete] [Format=numeric] [Range= 0-1] [Missing=*]
Statistics [NW/ W]	[Valid=460 /-] [Invalid=0 /-]

Value	Label	Cases	Percentage
0	無	195	42.4%
1	有	265	57.6%

Warning: these figures indicate the number of cases found in the data file. They cannot be interpreted as summary statistics of the population of interest.

a1_4_2: 請問您這棟建築的屋頂型式是?(可複選)鐵皮遮棚

Information	[Type= discrete] [Format=numeric] [Range= 0-1] [Missing=*]
Statistics [NW/ W]	[Valid=460 /-] [Invalid=0 /-]

Value	Label	Cases	Percentage
0	無	434	94.3%
1	有	26	5.7%

Warning: these figures indicate the number of cases found in the data file. They cannot be interpreted as summary statistics of the population of interest.

a1_4_3: 請問您這棟建築的屋頂型式是?(可複選)加蓋建築

Information	[Type= discrete] [Format=numeric] [Range= 0-1] [Missing=*]
Statistics [NW/ W]	[Valid=460 /-] [Invalid=0 /-]

Value	Label	Cases	Percentage
0	無	376	81.7%
1	有	84	18.3%

Warning: these figures indicate the number of cases found in the data file. They cannot be interpreted as summary statistics of the population of interest.

a1_4_4: 請問您這棟建築的屋頂型式是?(可複選)綠化屋頂

Information	[Type= discrete] [Format=numeric] [Range= 0-1] [Missing=*]
Statistics [NW/ W]	[Valid=460 /-] [Invalid=0 /-]

File : data2

a1_4_4: 請問您這棟建築的屋頂型式是?(可複選)綠化屋頂

Value	Label	Cases	Percentage
0	無	352	<div><div></div></div> 76.5%
1	有	108	<div><div></div></div> 23.5%

Warning: these figures indicate the number of cases found in the data file. They cannot be interpreted as summary statistics of the population of interest.

a1_4_5: 請問您這棟建築的屋頂型式是?(可複選)其他

Information	[Type= discrete] [Format=numeric] [Range= 0-1] [Missing=*]
Statistics [NW/ W]	[Valid=460 /-] [Invalid=0 /-]

Value	Label	Cases	Percentage
0	無	450	<div><div></div></div> 97.8%
1	有	10	<div><div></div></div> 2.2%

Warning: these figures indicate the number of cases found in the data file. They cannot be interpreted as summary statistics of the population of interest.

a1_4_6: 請問您這棟建築的屋頂型式是?(可複選)不清楚

Information	[Type= discrete] [Format=numeric] [Range= 0-1] [Missing=*]
Statistics [NW/ W]	[Valid=460 /-] [Invalid=0 /-]

Value	Label	Cases	Percentage
0	無	366	<div><div></div></div> 79.6%
1	有	94	<div><div></div></div> 20.4%

Warning: these figures indicate the number of cases found in the data file. They cannot be interpreted as summary statistics of the population of interest.

a1_4_sum: 建築類型總合

Information	[Type= discrete] [Format=numeric] [Range= 1-3] [Missing=*]
Statistics [NW/ W]	[Valid=460 /-] [Invalid=0 /-]

Value	Label	Cases	Percentage
1	單一型式: 含不清楚	337	<div><div></div></div> 73.3%
2	兩種型式	119	<div><div></div></div> 25.9%
3	三種型式	4	<div><div></div></div> 0.9%

Warning: these figures indicate the number of cases found in the data file. They cannot be interpreted as summary statistics of the population of interest.

new_roof: 屋頂型式重新分類

Information	[Type= discrete] [Format=numeric] [Range= 1-14] [Missing=*]
Statistics [NW/ W]	[Valid=460 /-] [Invalid=0 /-]

Value	Label	Cases	Percentage
1	單一型式: 平屋頂	166	<div><div></div></div> 36.1%
2	單一型式: 鐵皮遮棚	15	<div><div></div></div> 3.3%
3	單一型式: 加蓋建築	52	<div><div></div></div> 11.3%
4	單一型式: 其他	10	<div><div></div></div> 2.2%
5	平屋頂+鐵皮遮棚	1	<div><div></div></div> 0.2%
6	平屋頂+加蓋建築	11	<div><div></div></div> 2.4%
7	平屋頂+綠化屋頂	84	<div><div></div></div> 18.3%
8	鐵皮遮棚+加蓋建築	3	<div><div></div></div> 0.7%
9	鐵皮遮棚+綠化屋頂	4	<div><div></div></div> 0.9%
10	加蓋建築+綠化屋頂	16	<div><div></div></div> 3.5%
11	平屋頂+鐵皮遮棚+綠化屋頂	2	<div><div></div></div> 0.4%

File : data2			
# new_roof: 屋頂型式重新分類			
Value	Label	Cases	Percentage
12	平屋頂+加蓋建築+綠化屋頂	1	0.2%
13	鐵皮遮棚+加蓋建築+綠化屋頂	1	0.2%
14	不清楚	94	20.4%
Warning: these figures indicate the number of cases found in the data file. They cannot be interpreted as summary statistics of the population of interest.			
# a1_4_4a: 綠化屋頂類型			
Information	[Type= discrete] [Format=numeric] [Range= 1-7] [Missing=*]		
Statistics [NW/ W]	[Valid=107 /-] [Invalid=353 /-]		
Value	Label	Cases	Percentage
1	盆栽式	75	70.1%
2	薄層式	0	
3	屋頂花園	17	15.9%
4	花台式	11	10.3%
5	盆栽+花台	2	1.9%
6	盆栽+薄層	1	0.9%
7	花園+花台	1	0.9%
Sysmiss		353	
Warning: these figures indicate the number of cases found in the data file. They cannot be interpreted as summary statistics of the population of interest.			
# b2_1: 有無使用屋頂			
Information	[Type= discrete] [Format=numeric] [Range= 1-2] [Missing=*]		
Statistics [NW/ W]	[Valid=460 /-] [Invalid=0 /-]		
Value	Label	Cases	Percentage
1	無使用	237	51.5%
2	有使用	223	48.5%
Warning: these figures indicate the number of cases found in the data file. They cannot be interpreted as summary statistics of the population of interest.			
# b2_1_1: 請問您在這棟建築的屋頂上主要從事什麼活動?(可複選)觀景(勾選1~8者,請跳答2-3.)			
Information	[Type= discrete] [Format=numeric] [Range= 0-1] [Missing=*]		
Statistics [NW/ W]	[Valid=460 /-] [Invalid=0 /-]		
Value	Label	Cases	Percentage
0	無	358	77.8%
1	有	102	22.2%
Warning: these figures indicate the number of cases found in the data file. They cannot be interpreted as summary statistics of the population of interest.			
# b2_1_2: 請問您在這棟建築的屋頂上主要從事什麼活動?(可複選)曬衣服,棉被等(勾選1~8者,請跳答2-3.)			
Information	[Type= discrete] [Format=numeric] [Range= 0-1] [Missing=*]		
Statistics [NW/ W]	[Valid=460 /-] [Invalid=0 /-]		
Value	Label	Cases	Percentage
0	無	348	75.7%
1	有	112	24.3%
Warning: these figures indicate the number of cases found in the data file. They cannot be interpreted as summary statistics of the population of interest.			
# b2_1_3: 請問您在這棟建築的屋頂上主要從事什麼活動?(可複選)種花草,蔬果(勾選1~8者,請跳答2-3.)			
Information	[Type= discrete] [Format=numeric] [Range= 0-1] [Missing=*]		

File : data2

b2_1_3: 請問您在這棟建築的屋頂上主要從事什麼活動?(可複選)種花草,蔬果(勾選1~8者,請跳答2-3.)

Statistics [NW/ W] [Valid=460 /-] [Invalid=0 /-]

Value	Label	Cases	Percentage
0	無	414	<div><div></div></div> 90.0%
1	有	46	<div><div></div></div> 10.0%

Warning: these figures indicate the number of cases found in the data file. They cannot be interpreted as summary statistics of the population of interest.

b2_1_4: 請問您在這棟建築的屋頂上主要從事什麼活動?(可複選)養/遛寵物(勾選1~8者,請跳答2-3.)

Information [Type= discrete] [Format=numeric] [Range= 0-1] [Missing=*]

Statistics [NW/ W] [Valid=460 /-] [Invalid=0 /-]

Value	Label	Cases	Percentage
0	無	450	<div><div></div></div> 97.8%
1	有	10	<div><div></div></div> 2.2%

Warning: these figures indicate the number of cases found in the data file. They cannot be interpreted as summary statistics of the population of interest.

b2_1_5: 請問您在這棟建築的屋頂上主要從事什麼活動?(可複選)抽菸(勾選1~8者,請跳答2-3.)

Information [Type= discrete] [Format=numeric] [Range= 0-1] [Missing=*]

Statistics [NW/ W] [Valid=460 /-] [Invalid=0 /-]

Value	Label	Cases	Percentage
0	無	440	<div><div></div></div> 95.7%
1	有	20	<div><div></div></div> 4.3%

Warning: these figures indicate the number of cases found in the data file. They cannot be interpreted as summary statistics of the population of interest.

b2_1_6: 請問您在這棟建築的屋頂上主要從事什麼活動?(可複選)設施修繕(修水塔,管線等)(勾選1~8者,請跳答2-3.)

Information [Type= discrete] [Format=numeric] [Range= 0-1] [Missing=*]

Statistics [NW/ W] [Valid=460 /-] [Invalid=0 /-]

Value	Label	Cases	Percentage
0	無	412	<div><div></div></div> 89.6%
1	有	48	<div><div></div></div> 10.4%

Warning: these figures indicate the number of cases found in the data file. They cannot be interpreted as summary statistics of the population of interest.

b2_1_7: 請問您在這棟建築的屋頂上主要從事什麼活動?(可複選)聊天用餐等(勾選1~8者,請跳答2-3.)

Information [Type= discrete] [Format=numeric] [Range= 0-1] [Missing=*]

Statistics [NW/ W] [Valid=460 /-] [Invalid=0 /-]

Value	Label	Cases	Percentage
0	無	438	<div><div></div></div> 95.2%
1	有	22	<div><div></div></div> 4.8%

Warning: these figures indicate the number of cases found in the data file. They cannot be interpreted as summary statistics of the population of interest.













b2_1_8: 請問您在這棟建築的屋頂上主要從事什麼活動?(可複選)其他_(勾選1~8者,請跳答2-3.)

Information [Type= discrete] [Format=numeric] [Range= 0-1] [Missing=*]

Statistics [NW/ W] [Valid=460 /-] [Invalid=0 /-]

Value	Label	Cases	Percentage
0	無	449	<div><div></div></div> 97.6%
1	有	11	<div><div></div></div> 2.4%

Warning: these figures indicate the number of cases found in the data file. They cannot be interpreted as summary statistics of the population of interest.

File : data2			
# b2_1_9: 請問您在這棟建築的屋頂上主要從事什麼活動?(可複選)沒有使用屋頂			
Information	[Type= discrete] [Format=numeric] [Range= 0-1] [Missing=*]		
Statistics [NW/ W]	[Valid=460 /-] [Invalid=0 /-]		
Value	Label	Cases	Percentage
0	無	222	 48.3%
1	有	238	 51.7%
<i>Warning: these figures indicate the number of cases found in the data file. They cannot be interpreted as summary statistics of the population of interest.</i>			
# b2_1_sum: 次數加總			
Information	[Type= discrete] [Format=numeric] [Range= 1-5] [Missing=*]		
Statistics [NW/ W]	[Valid=460 /-] [Invalid=0 /-]		
Value	Label	Cases	Percentage
1		359	 78.0%
2		66	 14.3%
3		27	 5.9%
4		3	 0.7%
5		5	 1.1%
<i>Warning: these figures indicate the number of cases found in the data file. They cannot be interpreted as summary statistics of the population of interest.</i>			
# b2_2_1: 目前沒有使用該棟建築屋頂的原因?(可複選)頂樓被加蓋			
Information	[Type= discrete] [Format=numeric] [Range= 0-1] [Missing=*]		
Statistics [NW/ W]	[Valid=240 /-] [Invalid=220 /-]		
Value	Label	Cases	Percentage
0	無	211	 87.9%
1	有	29	 12.1%
Sysmiss		220	
<i>Warning: these figures indicate the number of cases found in the data file. They cannot be interpreted as summary statistics of the population of interest.</i>			
# b2_2_2: 目前沒有使用該棟建築屋頂的原因?(可複選)頂樓離居住/工作樓層太遠			
Information	[Type= discrete] [Format=numeric] [Range= 0-1] [Missing=*]		
Statistics [NW/ W]	[Valid=240 /-] [Invalid=220 /-]		
Value	Label	Cases	Percentage
0	無	229	 95.4%
1	有	11	 4.6%
Sysmiss		220	
<i>Warning: these figures indicate the number of cases found in the data file. They cannot be interpreted as summary statistics of the population of interest.</i>			
# b2_2_3: 目前沒有使用該棟建築屋頂的原因?(可複選)頂樓沒有設施			
Information	[Type= discrete] [Format=numeric] [Range= 0-1] [Missing=*]		
Statistics [NW/ W]	[Valid=240 /-] [Invalid=220 /-]		
Value	Label	Cases	Percentage
0	無	206	 85.8%
1	有	34	 14.2%
Sysmiss		220	
<i>Warning: these figures indicate the number of cases found in the data file. They cannot be interpreted as summary statistics of the population of interest.</i>			

File : data2			
# b2_2_4: 目前沒有使用該棟建築屋頂的原因?(可複選)頂樓可用空間很小			
Information	[Type= discrete] [Format=numeric] [Range= 0-1] [Missing=*]		
Statistics [NW/ W]	[Valid=239 /-] [Invalid=221 /-]		
Value	Label	Cases	Percentage
0	無	233	97.5%
1	有	6	2.5%
Sysmiss		221	
Warning: these figures indicate the number of cases found in the data file. They cannot be interpreted as summary statistics of the population of interest.			
# b2_2_5: 目前沒有使用該棟建築屋頂的原因?(可複選)頂樓危險(管線外露, 女兒牆低矮等)			
Information	[Type= discrete] [Format=numeric] [Range= 0-1] [Missing=*]		
Statistics [NW/ W]	[Valid=239 /-] [Invalid=221 /-]		
Value	Label	Cases	Percentage
0	無	234	97.9%
1	有	5	2.1%
Sysmiss		221	
Warning: these figures indicate the number of cases found in the data file. They cannot be interpreted as summary statistics of the population of interest.			
# b2_2_6: 目前沒有使用該棟建築屋頂的原因?(可複選)頂樓的使用權是屬於他人的			
Information	[Type= discrete] [Format=numeric] [Range= 0-1] [Missing=*]		
Statistics [NW/ W]	[Valid=239 /-] [Invalid=221 /-]		
Value	Label	Cases	Percentage
0	無	202	84.5%
1	有	37	15.5%
Sysmiss		221	
Warning: these figures indicate the number of cases found in the data file. They cannot be interpreted as summary statistics of the population of interest.			
# b2_2_7: 目前沒有使用該棟建築屋頂的原因?(可複選)設施沒有吸引力			
Information	[Type= discrete] [Format=numeric] [Range= 0-1] [Missing=*]		
Statistics [NW/ W]	[Valid=238 /-] [Invalid=222 /-]		
Value	Label	Cases	Percentage
0	無	232	97.5%
1	有	6	2.5%
Sysmiss		222	
Warning: these figures indicate the number of cases found in the data file. They cannot be interpreted as summary statistics of the population of interest.			
# b2_2_8: 目前沒有使用該棟建築屋頂的原因?(可複選)頂樓是斜屋頂, 無法使用			
Information	[Type= discrete] [Format=numeric] [Range= 0-1] [Missing=*]		
Statistics [NW/ W]	[Valid=238 /-] [Invalid=222 /-]		
Value	Label	Cases	Percentage
0	無	230	96.6%
1	有	8	3.4%
Sysmiss		222	
Warning: these figures indicate the number of cases found in the data file. They cannot be interpreted as summary statistics of the population of interest.			
# b2_2_9: 目前沒有使用該棟建築屋頂的原因?(可複選)管委會/房東/公司規定不准上去使用			
Information	[Type= discrete] [Format=numeric] [Range= 0-1] [Missing=*]		

File : data2

b2_2_9: 目前沒有使用該棟建築屋頂的原因?(可複選)管委會/房東/公司規定不准上去使用

Statistics [NW/ W] [Valid=238 /-] [Invalid=222 /-]

Value	Label	Cases	Percentage
0	無	213	<div><div></div></div> 89.5%
1	有	25	<div><div></div></div> 10.5%
Sysmiss		222	

Warning: these figures indicate the number of cases found in the data file. They cannot be interpreted as summary statistics of the population of interest.

b2_2_10: 目前沒有使用該棟建築屋頂的原因?(可複選)沒有想用的意思

Information [Type= discrete] [Format=numeric] [Range= 0-1] [Missing=*]

Statistics [NW/ W] [Valid=238 /-] [Invalid=222 /-]

Value	Label	Cases	Percentage
0	無	111	<div><div></div></div> 46.6%
1	有	127	<div><div></div></div> 53.4%
Sysmiss		222	

Warning: these figures indicate the number of cases found in the data file. They cannot be interpreted as summary statistics of the population of interest.

b2_2_11: 目前沒有使用該棟建築屋頂的原因?(可複選)其他

Information [Type= discrete] [Format=numeric] [Range= 0-1] [Missing=*]

Statistics [NW/ W] [Valid=238 /-] [Invalid=222 /-]

Value	Label	Cases	Percentage
0	無	235	<div><div></div></div> 98.7%
1	有	3	<div><div></div></div> 1.3%
Sysmiss		222	

Warning: these figures indicate the number of cases found in the data file. They cannot be interpreted as summary statistics of the population of interest.

b2_2_sum: 沒有使用的原因次數加總

Information [Type= discrete] [Format=numeric] [Range= 1-4] [Missing=*]

Statistics [NW/ W] [Valid=238 /-] [Invalid=222 /-]

Value	Label	Cases	Percentage
1		196	<div><div></div></div> 82.4%
2		32	<div><div></div></div> 13.4%
3		9	<div><div></div></div> 3.8%
4		1	<div><div></div></div> 0.4%
Sysmiss		222	

Warning: these figures indicate the number of cases found in the data file. They cannot be interpreted as summary statistics of the population of interest.

b2_3_1: 請問您期望這棟建築的屋頂能做什麼樣的使用?(可複選)空中戶外交誼空間

Information [Type= discrete] [Format=numeric] [Range= 0-1] [Missing=*]













Statistics [NW/ W] [Valid=460 /-] [Invalid=0 /-]

Value	Label	Cases	Percentage
0	無	372	<div><div></div></div> 80.9%
1	有	88	<div><div></div></div> 19.1%

Warning: these figures indicate the number of cases found in the data file. They cannot be interpreted as summary statistics of the population of interest.

b2_3_2: 請問您期望這棟建築的屋頂能做什麼樣的使用?(可複選)日常曬衣空間

Information [Type= discrete] [Format=numeric] [Range= 0-1] [Missing=*]

File : data2			
# b2_3_2: 請問您期望這棟建築的屋頂能做什麼樣的使用?(可複選)日常曬衣空間			
Statistics [NW/ W]		[Valid=460 /-] [Invalid=0 /-]	
Value	Label	Cases	Percentage
0	無	361	 78.5%
1	有	99	 21.5%
Warning: these figures indicate the number of cases found in the data file. They cannot be interpreted as summary statistics of the population of interest.			
# b2_3_3: 請問您期望這棟建築的屋頂能做什麼樣的使用?(可複選)空中戶外運動健身場所			
Information		[Type= discrete] [Format=numeric] [Range= 0-1] [Missing=*]	
Statistics [NW/ W]		[Valid=460 /-] [Invalid=0 /-]	
Value	Label	Cases	Percentage
0	無	381	 82.8%
1	有	79	 17.2%
Warning: these figures indicate the number of cases found in the data file. They cannot be interpreted as summary statistics of the population of interest.			
# b2_3_4: 請問您期望這棟建築的屋頂能做什麼樣的使用?(可複選)緊急避難空間			
Information		[Type= discrete] [Format=numeric] [Range= 0-1] [Missing=*]	
Statistics [NW/ W]		[Valid=460 /-] [Invalid=0 /-]	
Value	Label	Cases	Percentage
0	無	410	 89.1%
1	有	50	 10.9%
Warning: these figures indicate the number of cases found in the data file. They cannot be interpreted as summary statistics of the population of interest.			
# b2_3_5: 請問您期望這棟建築的屋頂能做什麼樣的使用?(可複選)屋頂耕作農園(種菜)			
Information		[Type= continuous] [Format=numeric] [Range= 0-1] [Missing=*]	
Statistics [NW/ W]		[Valid=460 /-] [Invalid=0 /-]	
Value	Label	Cases	Percentage
0	無	348	 75.7%
1	有	112	 24.3%
Warning: these figures indicate the number of cases found in the data file. They cannot be interpreted as summary statistics of the population of interest.			
# b2_3_6: 請問您期望這棟建築的屋頂能做什麼樣的使用?(可複選)空中屋頂花園(休憩賞景)			
Information		[Type= continuous] [Format=numeric] [Range= 0-1] [Missing=*]	
Statistics [NW/ W]		[Valid=460 /-] [Invalid=0 /-]	
Value	Label	Cases	Percentage
0	無	186	 40.4%
1	有	274	 59.6%
Warning: these figures indicate the number of cases found in the data file. They cannot be interpreted as summary statistics of the population of interest.			
# b2_3_7: 請問您期望這棟建築的屋頂能做什麼樣的使用?(可複選)生態綠屋頂(大面積綠化,降熱降溫)			
Information		[Type= continuous] [Format=numeric] [Range= 0-1] [Missing=*]	
Statistics [NW/ W]		[Valid=460 /-] [Invalid=0 /-]	
Value	Label	Cases	Percentage
0	無	215	 46.7%
1	有	245	 53.3%
Warning: these figures indicate the number of cases found in the data file. They cannot be interpreted as summary statistics of the population of interest.			

File : data2

b2_3_8: 請問您期望這棟建築的屋頂能做什麼樣的使用?(可複選)蒐集產生再生能源(太陽能板,風力發電)

Information [Type= discrete] [Format=numeric] [Range= 0-1] [Missing=*]




















Statistics [NW/ W] [Valid=460 /-] [Invalid=0 /-]

Value	Label	Cases	Percentage
0	無	293	63.7%
1	有	167	36.3%

Warning: these figures indicate the number of cases found in the data file. They cannot be interpreted as summary statistics of the population of interest.

# b2_3_9: 請問您期望這棟建築的屋頂能做什麼樣的使用?(可複選)不做任何使用			
Information	[Type= discrete] [Format=numeric] [Range= 0-1] [Missing=*]		
Statistics [NW/ W]	[Valid=460 /-] [Invalid=0 /-]		
Value	Label	Cases	Percentage
0	無	425	<div><div></div></div> 92.4%
1	有	35	<div><div></div></div> 7.6%
Warning: these figures indicate the number of cases found in the data file. They cannot be interpreted as summary statistics of the population of interest.			
# b2_3_10: 請問您期望這棟建築的屋頂能做什麼樣的使用?(可複選)其他			
Information	[Type= continuous] [Format=numeric] [Range= 0-1] [Missing=*]		
Statistics [NW/ W]	[Valid=460 /-] [Invalid=0 /-]		
Value	Label	Cases	Percentage
0	無	459	<div><div></div></div> 99.8%
1	有	1	<div><div></div></div> 0.2%
Warning: these figures indicate the number of cases found in the data file. They cannot be interpreted as summary statistics of the population of interest.			
# b2_3_sum: 期望使用次數加總			
Information	[Type= discrete] [Format=numeric] [Range= 1-8] [Missing=*]		
Statistics [NW/ W]	[Valid=460 /-] [Invalid=0 /-]		
Value	Label	Cases	Percentage
1		128	<div><div></div></div> 27.8%
2		129	<div><div></div></div> 28.0%
3		111	<div><div></div></div> 24.1%
4		48	<div><div></div></div> 10.4%
5		31	<div><div></div></div> 6.7%
6		9	<div><div></div></div> 2.0%
7		2	<div><div></div></div> 0.4%
8		2	<div><div></div></div> 0.4%
Warning: these figures indicate the number of cases found in the data file. They cannot be interpreted as summary statistics of the population of interest.			
# c3_1: 請問您有聽過屋頂綠化嗎?聽過/沒聽過			
Information	[Type= discrete] [Format=numeric] [Range= 1-2] [Missing=*]		
Statistics [NW/ W]	[Valid=460 /-] [Invalid=0 /-]		
Value	Label	Cases	Percentage
1	聽過	371	<div><div></div></div> 80.7%
2	沒聽過	89	<div><div></div></div> 19.3%
Warning: these figures indicate the number of cases found in the data file. They cannot be interpreted as summary statistics of the population of interest.			
# c3_2_1: 請問您覺得屋頂綠化能夠帶來什麼的效益?栽種/採收蔬果			
Information	[Type= discrete] [Format=numeric] [Range= 1-5] [Missing=*]		
Statistics [NW/ W]	[Valid=459 /-] [Invalid=1 /-]		
Value	Label	Cases	Percentage
1	非常不同意	20	<div><div></div></div> 4.4%
2		33	<div><div></div></div> 7.2%
3	中立	135	<div><div></div></div> 29.4%
4		123	<div><div></div></div> 26.8%
5	非常同意	148	<div><div></div></div> 32.2%
Sysmiss		1	

# c3_2_1: 請問您覺得屋頂綠化能夠帶來什麼的效益?栽種/採收蔬果			
Warning: these figures indicate the number of cases found in the data file. They cannot be interpreted as summary statistics of the population of interest.			
# c3_2_2: 請問您覺得屋頂綠化能夠帶來什麼的效益?淨化空氣			
Information	[Type= discrete] [Format=numeric] [Range= 1-5] [Missing=*]		
Statistics [NW/ W]	[Valid=459 /-] [Invalid=1 /-]		
Value	Label	Cases	Percentage
1	非常不同意	8	1.7%
2		24	5.2%
3	中立	62	13.5%
4		151	32.9%
5	非常同意	214	46.6%
Sysmiss		1	
Warning: these figures indicate the number of cases found in the data file. They cannot be interpreted as summary statistics of the population of interest.			
# c3_2_3: 請問您覺得屋頂綠化能夠帶來什麼的效益?舒緩都市熱島效益			
Information	[Type= discrete] [Format=numeric] [Range= 0-5] [Missing=*]		
Statistics [NW/ W]	[Valid=459 /-] [Invalid=1 /-]		
Value	Label	Cases	Percentage
0		3	0.7%
1	非常不同意	8	1.7%
2		12	2.6%
3	中立	59	12.9%
4		154	33.6%
5	非常同意	223	48.6%
Sysmiss		1	
Warning: these figures indicate the number of cases found in the data file. They cannot be interpreted as summary statistics of the population of interest.			
# c3_2_4: 請問您覺得屋頂綠化能夠帶來什麼的效益?提高建築的隔熱效果			
Information	[Type= discrete] [Format=numeric] [Range= 1-5] [Missing=*]		
Statistics [NW/ W]	[Valid=459 /-] [Invalid=1 /-]		
Value	Label	Cases	Percentage
1	非常不同意	7	1.5%
2		9	2.0%
3	中立	63	13.7%
4		162	35.3%
5	非常同意	218	47.5%
Sysmiss		1	
Warning: these figures indicate the number of cases found in the data file. They cannot be interpreted as summary statistics of the population of interest.			
# c3_2_5: 請問您覺得屋頂綠化能夠帶來什麼的效益?提升環境的舒適程度			
Information	[Type= discrete] [Format=numeric] [Range= 1-5] [Missing=*]		
Statistics [NW/ W]	[Valid=459 /-] [Invalid=1 /-]		
Value	Label	Cases	Percentage
1	非常不同意	6	1.3%
2		13	2.8%
3	中立	75	16.3%
4		162	35.3%

# c3_2_5: 請問您覺得屋頂綠化能夠帶來什麼的效益?提升環境的舒適程度			
Value	Label	Cases	Percentage
5	非常同意	203	 44.2%
Sysmiss		1	
Warning: these figures indicate the number of cases found in the data file. They cannot be interpreted as summary statistics of the population of interest.			
# c3_2_6: 請問您覺得屋頂綠化能夠帶來什麼的效益?有助於暴雨管理(截流雨水,延遲洪峰時間)			
Information	[Type= discrete] [Format=numeric] [Range= 0-5] [Missing=*]		
Statistics [NW/ W]	[Valid=459 /-] [Invalid=1 /-]		
Value	Label	Cases	Percentage
0		9	 2.0%
1	非常不同意	26	 5.7%
2		68	 14.8%
3	中立	191	 41.6%
4		89	 19.4%
5	非常同意	76	 16.6%
Sysmiss		1	
Warning: these figures indicate the number of cases found in the data file. They cannot be interpreted as summary statistics of the population of interest.			
# c3_2_7: 請問您覺得屋頂綠化能夠帶來什麼的效益?儲存雨水			
Information	[Type= discrete] [Format=numeric] [Range= 0-5] [Missing=*]		
Statistics [NW/ W]	[Valid=459 /-] [Invalid=1 /-]		
Value	Label	Cases	Percentage
0		3	 0.7%
1	非常不同意	29	 6.3%
2		68	 14.8%
3	中立	176	 38.3%
4		98	 21.4%
5	非常同意	85	 18.5%
Sysmiss		1	
Warning: these figures indicate the number of cases found in the data file. They cannot be interpreted as summary statistics of the population of interest.			
# c3_2_8: 請問您覺得屋頂綠化能夠帶來什麼的效益?保護建築結構,延長建築使用壽命			
Information	[Type= discrete] [Format=numeric] [Range= 0-5] [Missing=*]		
Statistics [NW/ W]	[Valid=459 /-] [Invalid=1 /-]		
Value	Label	Cases	Percentage
0		2	 0.4%
1	非常不同意	35	 7.6%
2		62	 13.5%
3	中立	199	 43.4%
4		94	 20.5%
5	非常同意	67	 14.6%
Sysmiss		1	
Warning: these figures indicate the number of cases found in the data file. They cannot be interpreted as summary statistics of the population of interest.			
# c3_2_9: 請問您覺得屋頂綠化能夠帶來什麼的效益?淨化水質			
Information	[Type= discrete] [Format=numeric] [Range= 0-5] [Missing=*]		
Statistics [NW/ W]	[Valid=459 /-] [Invalid=1 /-]		

c3_2_9: 請問您覺得屋頂綠化能夠帶來什麼的效益?淨化水質

Value	Label	Cases	Percentage
0		2	0.4%
1	非常不同意	43	9.4%
2		60	13.1%
3	中立	201	43.8%
4		82	17.9%
5	非常同意	71	15.5%
Sysmiss		1	

Warning: these figures indicate the number of cases found in the data file. They cannot be interpreted as summary statistics of the population of interest.

c3_2_10: 請問您覺得屋頂綠化能夠帶來什麼的效益?提高都市生物多樣性

Information	[Type= discrete] [Format=numeric] [Range= 1-5] [Missing=*]
Statistics [NW/ W]	[Valid=458 /-] [Invalid=2 /-]

Value	Label	Cases	Percentage
1	非常不同意	15	3.3%
2		22	4.8%
3	中立	114	24.9%
4		164	35.8%
5	非常同意	143	31.2%
Sysmiss		2	

Warning: these figures indicate the number of cases found in the data file. They cannot be interpreted as summary statistics of the population of interest.

c3_2_11: 請問您覺得屋頂綠化能夠帶來什麼的效益?提高建築的能源使用效率

Information	[Type= discrete] [Format=numeric] [Range= 1-5] [Missing=*]
Statistics [NW/ W]	[Valid=459 /-] [Invalid=1 /-]

Value	Label	Cases	Percentage
1	非常不同意	15	3.3%
2		21	4.6%
3	中立	91	19.8%
4		181	39.4%
5	非常同意	151	32.9%
Sysmiss		1	

Warning: these figures indicate the number of cases found in the data file. They cannot be interpreted as summary statistics of the population of interest.

c3_2_12: 請問您覺得屋頂綠化能夠帶來什麼的效益?阻隔/降低噪音

Information	[Type= discrete] [Format=numeric] [Range= 0-5] [Missing=*]
Statistics [NW/ W]	[Valid=459 /-] [Invalid=1 /-]

Value	Label	Cases	Percentage
0		1	0.2%
1	非常不同意	23	5.0%
2		60	13.1%
3	中立	169	36.8%
4		107	23.3%
5	非常同意	99	21.6%
Sysmiss		1	

Warning: these figures indicate the number of cases found in the data file. They cannot be interpreted as summary statistics of the population of interest.

# c3_2_13: 請問您覺得屋頂綠化能夠帶來什麼的效益?促進身心的健康			
Information	[Type= discrete] [Format=numeric] [Range= 0-5] [Missing=*]		
Statistics [NW/ W]	[Valid=459 /-] [Invalid=1 /-]		
Value	Label	Cases	Percentage
0		1	0.2%
1	非常不同意	8	1.7%
2		10	2.2%
3	中立	85	18.5%
4		165	35.9%
5	非常同意	190	41.4%
Sysmiss		1	
Warning: these figures indicate the number of cases found in the data file. They cannot be interpreted as summary statistics of the population of interest.			
# c3_2_14: 請問您覺得屋頂綠化能夠帶來什麼的效益?在城市中提供遠離日常生活的空間			
Information	[Type= discrete] [Format=numeric] [Range= 1-5] [Missing=*]		
Statistics [NW/ W]	[Valid=459 /-] [Invalid=1 /-]		
Value	Label	Cases	Percentage
1	非常不同意	7	1.5%
2		18	3.9%
3	中立	92	20.0%
4		146	31.8%
5	非常同意	196	42.7%
Sysmiss		1	
Warning: these figures indicate the number of cases found in the data file. They cannot be interpreted as summary statistics of the population of interest.			
# c3_2_15: 請問您覺得屋頂綠化能夠帶來什麼的效益?提供環境教育機會			
Information	[Type= discrete] [Format=numeric] [Range= 1-5] [Missing=*]		
Statistics [NW/ W]	[Valid=459 /-] [Invalid=1 /-]		
Value	Label	Cases	Percentage
1	非常不同意	12	2.6%
2		24	5.2%
3	中立	107	23.3%
4		171	37.3%
5	非常同意	145	31.6%
Sysmiss		1	
Warning: these figures indicate the number of cases found in the data file. They cannot be interpreted as summary statistics of the population of interest.			
# c3_2_16: 請問您覺得屋頂綠化能夠帶來什麼的效益?增加都市的綠化率			
Information	[Type= discrete] [Format=numeric] [Range= 1-5] [Missing=*]		
Statistics [NW/ W]	[Valid=459 /-] [Invalid=1 /-]		
Value	Label	Cases	Percentage
1	非常不同意	6	1.3%
2		6	1.3%
3	中立	29	6.3%
4		143	31.2%
5	非常同意	275	59.9%
Sysmiss		1	
Warning: these figures indicate the number of cases found in the data file. They cannot be interpreted as summary statistics of the population of interest.			

# c3_2_17: 請問您覺得屋頂綠化能夠帶來什麼的效益?美化環境			
Information	[Type= discrete] [Format=numeric] [Range= 1-5] [Missing=*]		
Statistics [NW/ W]	[Valid=459 /-] [Invalid=1 /-]		
Value	Label	Cases	Percentage
1	非常不同意	5	<div><div></div></div> 1.1%
2		5	<div><div></div></div> 1.1%
3	中立	29	<div><div></div></div> 6.3%
4		149	<div><div></div></div> 32.5%
5	非常同意	271	<div><div></div></div> 59.0%
Sysmiss		1	
Warning: these figures indicate the number of cases found in the data file. They cannot be interpreted as summary statistics of the population of interest.			
# c3_2_18: 請問您覺得屋頂綠化能夠帶來什麼的效益?增加人際交流機會, 促進情誼			
Information	[Type= discrete] [Format=numeric] [Range= 0-5] [Missing=*]		
Statistics [NW/ W]	[Valid=459 /-] [Invalid=1 /-]		
Value	Label	Cases	Percentage
0		2	<div><div></div></div> 0.4%
1	非常不同意	12	<div><div></div></div> 2.6%
2		24	<div><div></div></div> 5.2%
3	中立	152	<div><div></div></div> 33.1%
4		146	<div><div></div></div> 31.8%
5	非常同意	123	<div><div></div></div> 26.8%
Sysmiss		1	
Warning: these figures indicate the number of cases found in the data file. They cannot be interpreted as summary statistics of the population of interest.			
# c3_2_19: 請問您覺得屋頂綠化能夠帶來什麼的效益?提高房地產價值			
Information	[Type= discrete] [Format=numeric] [Range= 0-5] [Missing=*]		
Statistics [NW/ W]	[Valid=459 /-] [Invalid=1 /-]		
Value	Label	Cases	Percentage
0		2	<div><div></div></div> 0.4%
1	非常不同意	35	<div><div></div></div> 7.6%
2		60	<div><div></div></div> 13.1%
3	中立	202	<div><div></div></div> 44.0%
4		99	<div><div></div></div> 21.6%
5	非常同意	61	<div><div></div></div> 13.3%
Sysmiss		1	
Warning: these figures indicate the number of cases found in the data file. They cannot be interpreted as summary statistics of the population of interest.			
# c3_2_20: 請問您覺得屋頂綠化能夠帶來什麼的效益?可吸收更多的二氧化碳			
Information	[Type= discrete] [Format=numeric] [Range= 1-5] [Missing=*]		
Statistics [NW/ W]	[Valid=458 /-] [Invalid=2 /-]		
Value	Label	Cases	Percentage
1	非常不同意	10	<div><div></div></div> 2.2%
2		18	<div><div></div></div> 3.9%
3	中立	91	<div><div></div></div> 19.9%
4		172	<div><div></div></div> 37.6%
5	非常同意	167	<div><div></div></div> 36.5%

c3_2_20: 請問您覺得屋頂綠化能夠帶來什麼的效益?可吸收更多的二氧化碳

Value	Label	Cases	Percentage
Sysmiss		2	

Warning: these figures indicate the number of cases found in the data file. They cannot be interpreted as summary statistics of the population of interest.

d4_1: 性別:

Information	[Type= discrete] [Format=numeric] [Range= 1-2] [Missing=*]
Statistics [NW/ W]	[Valid=460 /-] [Invalid=0 /-]

Value	Label	Cases	Percentage
1	男	207	45.0%
2	女	253	55.0%

Warning: these figures indicate the number of cases found in the data file. They cannot be interpreted as summary statistics of the population of interest.

d4_2: 年齡:

Information	[Type= discrete] [Format=numeric] [Range= 1-7] [Missing=*]
Statistics [NW/ W]	[Valid=460 /-] [Invalid=0 /-]

Value	Label	Cases	Percentage
1	15~19歲	43	9.3%
2	20~29歲	122	26.5%
3	30~39歲	112	24.3%
4	40~49歲	68	14.8%
5	50~59歲	64	13.9%
6	60~69歲	38	8.3%
7	70歲以上	13	2.8%

Warning: these figures indicate the number of cases found in the data file. They cannot be interpreted as summary statistics of the population of interest.

d4_3: 從事行業:

Information	[Type= discrete] [Format=numeric] [Range= 1-10] [Missing=*]
Statistics [NW/ W]	[Valid=460 /-] [Invalid=0 /-]

Value	Label	Cases	Percentage
1	醫療業	8	1.7%
2	農業	0	
3	教職	14	3.0%
4	工業	9	2.0%
5	商業	93	20.2%
6	家管/退休/待業	106	23.0%
7	軍職/公務人員	12	2.6%
8	學生	87	18.9%
9	服務業	98	21.3%
10	其他	33	7.2%

Warning: these figures indicate the number of cases found in the data file. They cannot be interpreted as summary statistics of the population of interest.

d4_4: 教育程度:

Information	[Type= discrete] [Format=numeric] [Range= 1-5] [Missing=*]
Statistics [NW/ W]	[Valid=460 /-] [Invalid=0 /-]

Value	Label	Cases	Percentage
1	國/初中及以下	23	5.0%
2	高中/高職	91	19.8%

# d4_4: 教育程度:			
Value	Label	Cases	Percentage
3	專科	58	12.6%
4	大學	223	48.5%
5	研究所以上	65	14.1%
Warning: these figures indicate the number of cases found in the data file. They cannot be interpreted as summary statistics of the population of interest.			
# d4_5_1: 家中成員(可複選): 嬰兒, 1歲以下			
Information	[Type= discrete] [Format=numeric] [Range= 0-1] [Missing=*]		
Statistics [NW/ W]	[Valid=460 /-] [Invalid=0 /-]		
Value	Label	Cases	Percentage
0	無	436	94.8%
1	有	24	5.2%
Warning: these figures indicate the number of cases found in the data file. They cannot be interpreted as summary statistics of the population of interest.			
# d4_5_2: 家中成員(可複選): 幼兒, 1~3歲			
Information	[Type= discrete] [Format=numeric] [Range= 0-1] [Missing=*]		
Statistics [NW/ W]	[Valid=460 /-] [Invalid=0 /-]		
Value	Label	Cases	Percentage
0	無	415	90.2%
1	有	45	9.8%
Warning: these figures indicate the number of cases found in the data file. They cannot be interpreted as summary statistics of the population of interest.			
# d4_5_3: 家中成員(可複選): 學齡前3~6歲			
Information	[Type= discrete] [Format=numeric] [Range= 0-1] [Missing=*]		
Statistics [NW/ W]	[Valid=460 /-] [Invalid=0 /-]		
Value	Label	Cases	Percentage
0	無	414	90.0%
1	有	46	10.0%
Warning: these figures indicate the number of cases found in the data file. They cannot be interpreted as summary statistics of the population of interest.			
# d4_5_4: 家中成員(可複選): 學齡兒童6~12歲			
Information	[Type= discrete] [Format=numeric] [Range= 0-1] [Missing=*]		
Statistics [NW/ W]	[Valid=460 /-] [Invalid=0 /-]		
Value	Label	Cases	Percentage
0	無	396	86.1%
1	有	64	13.9%
Warning: these figures indicate the number of cases found in the data file. They cannot be interpreted as summary statistics of the population of interest.			
# d4_5_5: 家中成員(可複選): 青少年12~20歲			
Information	[Type= discrete] [Format=numeric] [Range= 0-1] [Missing=*]		
Statistics [NW/ W]	[Valid=460 /-] [Invalid=0 /-]		
Value	Label	Cases	Percentage
0	無	367	79.8%
1	有	93	20.2%
Warning: these figures indicate the number of cases found in the data file. They cannot be interpreted as summary statistics of the population of interest.			
# d4_5_6: 家中成員(可複選): 青年, 20~30歲			
Information	[Type= continuous] [Format=numeric] [Range= 0-1] [Missing=*]		

# d4_5_6: 家中成員(可複選): 青年, 20~30歲			
Statistics [NW/ W]		[Valid=460 /-] [Invalid=0 /-]	
Value	Label	Cases	Percentage
0	無	282	<div><div></div></div> 61.3%
1	有	178	<div><div></div></div> 38.7%
Warning: these figures indicate the number of cases found in the data file. They cannot be interpreted as summary statistics of the population of interest.			
# d4_5_7: 家中成員(可複選): 中年, 30~65歲			
Information		[Type= discrete] [Format=numeric] [Range= 0-1] [Missing=*]	
Statistics [NW/ W]		[Valid=460 /-] [Invalid=0 /-]	
Value	Label	Cases	Percentage
0	無	48	<div><div></div></div> 10.4%
1	有	412	<div><div></div></div> 89.6%
Warning: these figures indicate the number of cases found in the data file. They cannot be interpreted as summary statistics of the population of interest.			
# d4_5_8: 家中成員(可複選): 青老年, 65~75歲			
Information		[Type= discrete] [Format=numeric] [Range= 0-1] [Missing=*]	
Statistics [NW/ W]		[Valid=460 /-] [Invalid=0 /-]	
Value	Label	Cases	Percentage
0	無	387	<div><div></div></div> 84.1%
1	有	73	<div><div></div></div> 15.9%
Warning: these figures indicate the number of cases found in the data file. They cannot be interpreted as summary statistics of the population of interest.			
# d4_5_9: 家中成員(可複選): 中老年, 75~85歲			
Information		[Type= discrete] [Format=numeric] [Range= 0-1] [Missing=*]	
Statistics [NW/ W]		[Valid=460 /-] [Invalid=0 /-]	
Value	Label	Cases	Percentage
0	無	427	<div><div></div></div> 92.8%
1	有	33	<div><div></div></div> 7.2%
Warning: these figures indicate the number of cases found in the data file. They cannot be interpreted as summary statistics of the population of interest.			
# d4_5_10: 家中成員(可複選): 老老年, 85歲以上			
Information		[Type= discrete] [Format=numeric] [Range= 0-1] [Missing=*]	
Statistics [NW/ W]		[Valid=460 /-] [Invalid=0 /-]	
Value	Label	Cases	Percentage
0	無	443	<div><div></div></div> 96.3%
1	有	17	<div><div></div></div> 3.7%
Warning: these figures indicate the number of cases found in the data file. They cannot be interpreted as summary statistics of the population of interest.			
# d4_5_sum: 家中成員數			
Information		[Type= discrete] [Format=numeric] [Range= 1-6] [Missing=*]	
Statistics [NW/ W]		[Valid=460 /-] [Invalid=0 /-]	
Value	Label	Cases	Percentage
1		100	<div><div></div></div> 21.7%
2		233	<div><div></div></div> 50.7%
3		99	<div><div></div></div> 21.5%
4		19	<div><div></div></div> 4.1%
5		8	<div><div></div></div> 1.7%

# d4_5_sum: 家中成員數			
Value	Label	Cases	Percentage
6		1	0.2%
Warning: these figures indicate the number of cases found in the data file. They cannot be interpreted as summary statistics of the population of interest.			
# d4_6: 家中有養寵物:			
Information	[Type= discrete] [Format=numeric] [Range= 1-2] [Missing=*]		
Statistics [NW/ W]	[Valid=460 /-] [Invalid=0 /-]		
Value	Label	Cases	Percentage
1	有養	128	27.8%
2	沒養	332	72.2%
Warning: these figures indicate the number of cases found in the data file. They cannot be interpreted as summary statistics of the population of interest.			
# d4_6_o: 有養(什麼寵物?)			
Information	[Type= discrete] [Format=character] [Missing=*]		
Statistics [NW/ W]	[Valid=128 /-] [Invalid=0 /-]		
Value	Label	Cases	Percentage
兔、貓、		1	0.8%
兔子		1	0.8%
兔寶寶		1	0.8%
喵咪		2	1.6%
小狗		21	16.4%
法式鬥牛		1	0.8%
烏龜		4	3.1%
狗		41	32.0%
狗、貓		3	2.3%
狗、鳥		1	0.8%
狗、鼠、		1	0.8%
狗貓		1	0.8%
老鼠		1	0.8%
蜜袋鼯		2	1.6%
貓		26	20.3%
貓、狗		1	0.8%
貓咪		10	7.8%
貓咪跟小		1	0.8%
金魚		1	0.8%
魚		3	2.3%
鳥		3	2.3%
鳥兒		1	0.8%
鸚鵡		1	0.8%
Warning: these figures indicate the number of cases found in the data file. They cannot be interpreted as summary statistics of the population of interest.			
# d4_7: 童年生活環境在:			
Information	[Type= discrete] [Format=numeric] [Range= 1-3] [Missing=*]		
Statistics [NW/ W]	[Valid=460 /-] [Invalid=0 /-]		
Value	Label	Cases	Percentage
1	都市	305	66.3%
2	鄉村	151	32.8%

# d4_7: 童年生活環境在:			
Value	Label	Cases	Percentage
3	其他	4	0.9%
Warning: these figures indicate the number of cases found in the data file. They cannot be interpreted as summary statistics of the population of interest.			
# d4_8_1: 家中綠化情況(可複選): 庭院綠化			
Information	[Type= discrete] [Format=numeric] [Range= 0-1] [Missing=*]		
Statistics [NW/ W]	[Valid=460 /-] [Invalid=0 /-]		
Value	Label	Cases	Percentage
0	無	407	88.5%
1	有	53	11.5%
Warning: these figures indicate the number of cases found in the data file. They cannot be interpreted as summary statistics of the population of interest.			
# d4_8_2: 家中綠化情況(可複選): 陽台綠化			
Information	[Type= discrete] [Format=numeric] [Range= 0-1] [Missing=*]		
Statistics [NW/ W]	[Valid=460 /-] [Invalid=0 /-]		
Value	Label	Cases	Percentage
0	無	219	47.6%
1	有	241	52.4%
Warning: these figures indicate the number of cases found in the data file. They cannot be interpreted as summary statistics of the population of interest.			
# d4_8_3: 家中綠化情況(可複選): 牆面綠化			
Information	[Type= discrete] [Format=numeric] [Range= 0-1] [Missing=*]		
Statistics [NW/ W]	[Valid=460 /-] [Invalid=0 /-]		
Value	Label	Cases	Percentage
0	無	455	98.9%
1	有	5	1.1%
Warning: these figures indicate the number of cases found in the data file. They cannot be interpreted as summary statistics of the population of interest.			
# d4_8_4: 家中綠化情況(可複選): 室內空間綠化			
Information	[Type= discrete] [Format=numeric] [Range= 0-1] [Missing=*]		
Statistics [NW/ W]	[Valid=460 /-] [Invalid=0 /-]		
Value	Label	Cases	Percentage
0	無	395	85.9%
1	有	65	14.1%
Warning: these figures indicate the number of cases found in the data file. They cannot be interpreted as summary statistics of the population of interest.			
# d4_8_5: 家中綠化情況(可複選): 屋頂綠化			
Information	[Type= continuous] [Format=numeric] [Range= 0-1] [Missing=*]		
Statistics [NW/ W]	[Valid=460 /-] [Invalid=0 /-]		
Value	Label	Cases	Percentage
0	無	371	80.7%
1	有	89	19.3%
Warning: these figures indicate the number of cases found in the data file. They cannot be interpreted as summary statistics of the population of interest.			
# d4_8_6: 家中綠化情況(可複選): 皆無			
Information	[Type= discrete] [Format=numeric] [Range= 0-1] [Missing=*]		
Statistics [NW/ W]	[Valid=460 /-] [Invalid=0 /-]		

# d4_8_6: 家中綠化情況(可複選):皆無			
Value	Label	Cases	Percentage
0	無	332	<div></div> 72.2%
1	有	128	<div></div> 27.8%
Warning: these figures indicate the number of cases found in the data file. They cannot be interpreted as summary statistics of the population of interest.			
# d4_8_sum: 綠化次數			
Information	[Type= discrete] [Format=numeric] [Range= 1-3] [Missing=*]		
Statistics [NW/ W]	[Valid=460 /-] [Invalid=0 /-]		
Value	Label	Cases	Percentage
1		355	<div></div> 77.2%
2		89	<div></div> 19.3%
3		16	<div></div> 3.5%
Warning: these figures indicate the number of cases found in the data file. They cannot be interpreted as summary statistics of the population of interest.			
# d4_9: 請問您對園藝有興趣嗎?			
Information	[Type= discrete] [Format=numeric] [Range= 1-10] [Missing=*]		
Statistics [NW/ W]	[Valid=460 /-] [Invalid=0 /-]		
Value	Label	Cases	Percentage
1	非常沒興趣	15	<div></div> 3.3%
2		11	<div></div> 2.4%
3		27	<div></div> 5.9%
4		32	<div></div> 7.0%
5		86	<div></div> 18.7%
6		63	<div></div> 13.7%
7		98	<div></div> 21.3%
8		66	<div></div> 14.3%
9		23	<div></div> 5.0%
10	非常有興趣	39	<div></div> 8.5%
Warning: these figures indicate the number of cases found in the data file. They cannot be interpreted as summary statistics of the population of interest.			

# d4_10: 請問您對都市的環境議題關注嗎?			
Information		[Type= discrete] [Format=numeric] [Range= 1-10] [Missing=*]	
Statistics [NW/ W]		[Valid=460 /-] [Invalid=0 /-]	
Value	Label	Cases	Percentage
1	完全不關注	1	<div></div> 0.2%
2		5	<div></div> 1.1%
3		15	<div></div> 3.3%
4		15	<div></div> 3.3%
5		65	<div></div> 14.1%
6		70	<div></div> 15.2%
7		84	<div></div> 18.3%
8		106	<div></div> 23.0%
9		45	<div></div> 9.8%
10		54	<div></div> 11.7%
Warning: these figures indicate the number of cases found in the data file. They cannot be interpreted as summary statistics of the population of interest.			
# d4_11: 居住地區__(縣,市)__(鄉,鎮,市,區)			
Information		[Type= discrete] [Format=numeric] [Range= 100-402] [Missing=*]	
Statistics [NW/ W]		[Valid=460 /-] [Invalid=0 /-]	
Value	Label	Cases	Percentage
100		24	<div></div> 5.2%
103		14	<div></div> 3.0%
104		77	<div></div> 16.7%
105		11	<div></div> 2.4%
106		50	<div></div> 10.9%
108		51	<div></div> 11.1%
110		35	<div></div> 7.6%
111		17	<div></div> 3.7%
112		11	<div></div> 2.4%
114		40	<div></div> 8.7%
115		11	<div></div> 2.4%
116		18	<div></div> 3.9%
206		3	<div></div> 0.7%
220		10	<div></div> 2.2%
221		5	<div></div> 1.1%
222		1	<div></div> 0.2%
231		8	<div></div> 1.7%
234		16	<div></div> 3.5%
235		12	<div></div> 2.6%
236		4	<div></div> 0.9%
237		3	<div></div> 0.7%
238		1	<div></div> 0.2%
241		8	<div></div> 1.7%
242		11	<div></div> 2.4%
243		2	<div></div> 0.4%
244		1	<div></div> 0.2%
247		1	<div></div> 0.2%

d4_11: 居住地區__(縣,市)__(鄉,鎮,市,區)

Value	Label	Cases	Percentage
248		2	<div></div> 0.4%
251		6	<div></div> 1.3%
320		1	<div></div> 0.2%
330		3	<div></div> 0.7%
334		1	<div></div> 0.2%
338		1	<div></div> 0.2%
402		1	<div></div> 0.2%

Warning: these figures indicate the number of cases found in the data file. They cannot be interpreted as summary statistics of the population of interest.