

台灣

劉世雄，國立彰化師範大學師資培育中心

影響國中教師共同備課、公開觀課與集體議課
意願的因素以及與其教學專業成長的關聯之研究

Study Documentation

February 26, 2016

Metadata Production

Metadata Producer(s)	學術調查研究資料庫(Survey Research Data Archive) -學術調查研究資料庫(Survey Research Data Archive) (SRDA) , 中央研究院人社中心調查研究專題中心 , DDI文件製作
Production Date	February 26, 2016
Version	2.0
Identification	E10341

Table of Contents

Overview.....	4
Scope & Coverage.....	4
Producers & Sponsors.....	4
Sampling.....	4
Data Collection.....	5
Data Processing & Appraisal.....	5
Accessibility.....	5
Files Description.....	6
data.....	6
Variables Group(s).....	7
樣本編號.....	7
一、基本資料.....	7
二、共同備課、公開觀課與集體議課的目的.....	7
三、共同備課、公開觀課與集體議課的內容.....	7
四、教學專業行為.....	8
五、教學職業知覺.....	8
Variables Description.....	10
data.....	11

影響國中教師共同備課、公開觀課與集體議課意願的因素以及與其教學專業成長的關聯之研究

Secondary School Teachers' Willingness on Collaborative Planning, Instructional Observation, and Collective Discussion on Lessons and Their Associations With The Effectiveness of Their Teaching Professional Development

Overview

Identification	E10341
Version	Production Date: 2016-02-26 v1.0 釋出第一版
Abstract 本研究為瞭解影響國中教師參與共同備課、公開觀課與集體議課之實施目的和關注內容，針對全國國中教師進行問卷調查，分析實施目的和關注內容與專業成長的關聯。 本研究依分樣本群體、分行政區各抽取國中學校教師3%以上為樣本。每校依班級數大小發出10~20份問卷為原則。本研究於2014年1月至2月進行抽樣，並於2月至5月郵寄與回收問卷，共計完成2374案。	
Kind of Data	抽樣調查資料 (Sample survey data)
Unit of Analysis	individuals

Scope & Coverage

Time Period(s)	2015
Countries	台灣
Geographic Coverage 台灣	
Universe 台灣地區國中老師	

Producers & Sponsors

Primary Investigator(s)	劉世雄，國立彰化師範大學師資培育中心
Other Producer(s)	國立彰化師範大學師資培育中心
Funding Agency/ies	行政院科技部 (MOST)

Sampling

Sampling Procedure

本研究以台灣行政區（縣市教師人數進行分層立意叢集抽樣，樣本分為兩群體：「完整經驗」和「沒有經驗」。「完整經驗」的群體是以各縣市之國民中學參與過學習共同體、教師專業發展評鑑初階的學校為抽樣對象。「沒有經驗」則是抽取從沒有經驗學習共同體、教師專業發展評鑑初階的學校。再分別抽取一定比例的教師人數作為問卷填寫對象。根據教育部統計年報，101學年度國中教師共有51,880人，而根據Cohen, Manion與Morrison（2007）的觀點，母群體超過50,000人，.95的信心水準與3%的信賴區間，樣本數則為1046人，如此估算，樣本數約為母群體之2%。另外，為避免無效樣本，本研究依分樣本群體、分行政區各抽取國中學校教師3%以上為樣本。

Data Collection	
Data Collection Dates	start 2015-02-01 end 2015-05-31
Time Period(s)	start 2014-08-01 end 2015-07-31
Data Collection Mode	郵寄問卷 (Mail Questionnaire)

Data Processing & Appraisal	
Data Editing	中央研究院人文社會科學研究中心調查研究專題中心所進行的資料整理方式，為不合理值檢核。

Accessibility	
Contact(s)	學術調查研究資料庫(Survey Research Data Archive) (中央研究院人社中心調查研究專題中心), https://srda.sinica.edu.tw , srda@gate.sinica.edu.tw
Distributor(s)	學術調查研究資料庫(Survey Research Data Archive)
Depositor(s)	國立彰化師範大學師資培育中心
Access Conditions	會員版(一般會員、院內會員)--直接下載

Files Description

Dataset contains 1 file(s)

data	
# Cases	2374
# Variable(s)	60

Variables Group(s)

Dataset contains 6 group(s)

Group 樣本編號							
#	Name	Label	Type	Format	Valid	Invalid	Question
1	num	樣本編號	discrete	numeric-8.0	2374	0	-
2	area	縣市別	discrete	numeric-8.0	2374	0	-

Group 一、基本資料							
#	Name	Label	Type	Format	Valid	Invalid	Question
1	gender	1-1.性別	discrete	numeric-8.0	2370	4	-
2	grade	1-2.學歷	continuous	numeric-8.0	2366	8	-
3	years	1-3.教學年資	continuous	numeric-8.0	2373	1	-
4	a1_4	1-4.我已經開始與同儕(夥伴)教師進行「共同備課、公開觀課與集體議課」	discrete	numeric-8.0	2374	0	-

Group 二、共同備課、公開觀課與集體議課的目的							
#	Name	Label	Type	Format	Valid	Invalid	Question
1	b2_1	2-1.可以提升教師的教學專業	discrete	numeric-8.0	2374	0	-
2	b2_2	2-2.教師專業能力可以受到肯定與認同	discrete	numeric-8.0	2374	0	-
3	b2_3	2-3.可以培養教師們協同發展專業的能力	discrete	numeric-8.0	2372	2	-
4	b2_4	2-4.可以讓教師更瞭解學科知識的結構	discrete	numeric-8.0	2373	1	-
5	b2_5	2-5.可以促進教師的學科知識之增長	discrete	numeric-8.0	2372	2	-
6	b2_6	2-6.可以讓教師更熟悉學科知識的教學和多元評量方法	discrete	numeric-8.0	2373	1	-
7	b2_7	2-7.讓教師充分瞭解課堂中學生的學習情形	discrete	numeric-8.0	2373	1	-
8	b2_8	2-8.讓教師知道如何改善師生的教學互動	discrete	numeric-8.0	2374	0	-
9	b2_9	2-9.可以提升學生之學習成效	discrete	numeric-8.0	2370	4	-
10	b2_10	2-10.可以提升學校的聲望(評價)	discrete	numeric-8.0	2373	1	-
11	b2_11	2-11.可以達到社會對學校的期待	discrete	numeric-8.0	2369	5	-
12	b2_12	2-12.學校可以獲得上級單位(例如：教育局處)的肯定	discrete	numeric-8.0	2372	2	-

Group 三、共同備課、公開觀課與集體議課的內容							
---------------------------	--	--	--	--	--	--	--

#	Name	Label	Type	Format	Valid	Invalid	Question
1	c3_1	3-1.學科知識內容(包含廣度與深度)	discrete	numeric-8.0	2372	2	-
2	c3_2	3-2.教材內容呈現的流暢性	discrete	numeric-8.0	2373	1	-
3	c3_3	3-3.教學資源(教具、媒體)的運用	discrete	numeric-8.0	2374	0	-
4	c3_4	3-4.教師所運用的教學方法	discrete	numeric-8.0	2373	1	-
5	c3_5	3-5.教師營造的教學氣氛	discrete	numeric-8.0	2372	2	-
6	c3_6	3-6.師生教學互動的情形	discrete	numeric-8.0	2372	2	-
7	c3_7	3-7.學生的學習參與或學習投入	discrete	numeric-8.0	2372	2	-
8	c3_8	3-8.學生學習能力(例如：思考、探究)的培養	discrete	numeric-8.0	2372	2	-
9	c3_9	3-9.學生協同(討論)學習的情形	discrete	numeric-8.0	2372	2	-
10	c3_10	3-10.教學進度的達成率	discrete	numeric-8.0	2371	3	-
11	c3_11	3-11.教師上課講話速度與清晰度	discrete	numeric-8.0	2373	1	-
12	c3_12	3-12.教師評量學生的表現情形	discrete	numeric-8.0	2373	1	-

Group 四、教學專業行為

#	Name	Label	Type	Format	Valid	Invalid	Question
1	d4_1	4-1.我熟悉任教學科的知識與結構。	discrete	numeric-8.0	2345	29	-
2	d4_2	4-2.我瞭解如何將學科知識內容清楚地教授給學生。	discrete	numeric-8.0	2344	30	-
3	d4_3	4-3.我瞭解學生如何學習與發展，以及個別差異。	discrete	numeric-8.0	2341	33	-
4	d4_4	4-4.我會依據課程綱要，進行教學活動設計。	discrete	numeric-8.0	2343	31	-
5	d4_5	4-5.我的教學活動設計能顧及學生多元背景。	discrete	numeric-8.0	2343	31	-
6	d4_6	4-6.我會引發和維持學生的學習動機。	discrete	numeric-8.0	2344	30	-
7	d4_7	4-7.我會依據教學目標、教材及學生特性選用適當的教學策略。	discrete	numeric-8.0	2344	30	-
8	d4_8	4-8.我會善用校內外相關的教學資源。	discrete	numeric-8.0	2337	37	-
9	d4_9	4-9.我會使用多元評量方法，檢視學生學習情形並評估學習成效。	discrete	numeric-8.0	2344	30	-
10	d4_10	4-10.我會利用評量結果調整教學。	discrete	numeric-8.0	2343	31	-

Group 五、教學職業知覺

#	Name	Label	Type	Format	Valid	Invalid	Question
---	------	-------	------	--------	-------	---------	----------

#	Name	Label	Type	Format	Valid	Invalid	Question
1	e5_1	5-1.我認為教師這職業不再受到社會大眾的尊重。	discrete	numeric-8.0	2347	27	-
2	e5_2	5-2.我認為教師不再是人們印象中啟發知識價值的人。	discrete	numeric-8.0	2346	28	-
3	e5_3	5-3.我認為教師不再是社會正向道德觀的引領者。	discrete	numeric-8.0	2343	31	-
4	e5_4	5-4.我認為教師不再扮演使人向善的角色。	discrete	numeric-8.0	2339	35	-
5	e5_5	5-5.我認為教師這職業不再是人們稱羨的好工作。	discrete	numeric-8.0	2339	35	-
6	e5_6	5-6.我認為教師這職業不再是崇高的志業，只是一種行業(工作)。	discrete	numeric-8.0	2346	28	-
7	e5_7	5-7.我認為國內的教育環境無法激勵優秀的人才有意願擔任教職。	discrete	numeric-8.0	2346	28	-
8	e5_8	5-8.我認為當前國家的教育政策不重視教師的養成教育。	discrete	numeric-8.0	2342	32	-
9	e5_9	5-9.我認為當前國家師資培育制度難以培養一位良師應有的能力。	discrete	numeric-8.0	2346	28	-
10	e5_10	5-10.我認為師資培育課程無法與當前中小學教育環境連結。	discrete	numeric-8.0	2341	33	-
11	e5_11	5-11.我認為我有能力促進中小學生身心良性發展。	discrete	numeric-8.0	2346	28	-
12	e5_12	5-12.我認為我有能力和中小學生相處得很好。	discrete	numeric-8.0	2345	29	-
13	e5_13	5-13.我認為我有能力與(未來)學校內同事和家長相處和諧。	discrete	numeric-8.0	2347	27	-
14	e5_14	5-14.我認為我有能力隨時調整自己去面對各種教育困境。	discrete	numeric-8.0	2345	29	-
15	e5_15	5-15.我認為我是一個樂於參與教師專業成長的老師。	discrete	numeric-8.0	2346	28	-
16	e5_16	5-16.我認為我是一個喜歡和中小學生相處的人。	discrete	numeric-8.0	2346	28	-
17	e5_17	5-17.我認為我是一個充滿教育熱忱的人。	discrete	numeric-8.0	2347	27	-
18	e5_18	5-18.我認為我是一個可以為教育努力付出的人。	discrete	numeric-8.0	2346	28	-
19	e5_19	5-19.我認為我有足夠的動力驅使我往好教師之路邁進。	discrete	numeric-8.0	2347	27	-
20	e5_20	5-20.我認為我有足夠信心成為一個好老師。	discrete	numeric-8.0	2345	29	-

Variables Description

Dataset contains 60 variable(s)

File : data				
# num: 樣本編號				
Information		[Type= discrete] [Format=numeric] [Range= 1-2397] [Missing=*]		
Statistics [NW/ W]		[Valid=2374 -/] [Invalid=0 -/]		
# area: 縣市別				
Information		[Type= discrete] [Format=numeric] [Range= 1-20] [Missing=*]		
Statistics [NW/ W]		[Valid=2374 -/] [Invalid=0 -/]		
Value	Label	Cases	Percentage	
1	新北市	265	<div></div>	11.2%
2	台北市	221	<div></div>	9.3%
3	台中市	271	<div></div>	11.4%
4	台南市	165	<div></div>	7.0%
5	高雄市	257	<div></div>	10.8%
6	宜蘭縣	103	<div></div>	4.3%
7	桃園縣	209	<div></div>	8.8%
8	新竹縣	63	<div></div>	2.7%
9	苗栗縣	61	<div></div>	2.6%
10	彰化縣	145	<div></div>	6.1%
11	南投縣	56	<div></div>	2.4%
12	雲林縣	111	<div></div>	4.7%
13	嘉義縣	60	<div></div>	2.5%
14	屏東縣	89	<div></div>	3.7%
15	臺東縣	47	<div></div>	2.0%
16	花蓮縣	80	<div></div>	3.4%
17	基隆市	44	<div></div>	1.9%
18	新竹市	44	<div></div>	1.9%
19	嘉義市	41	<div></div>	1.7%
20	澎湖金門馬祖	42	<div></div>	1.8%
Warning: these figures indicate the number of cases found in the data file. They cannot be interpreted as summary statistics of the population of interest.				
# gender: 1-1.性別				
Information		[Type= discrete] [Format=numeric] [Range= 1-2] [Missing=*/9]		
Statistics [NW/ W]		[Valid=2370 -/] [Invalid=4 -/]		
Value	Label	Cases	Percentage	
1	男生	832	<div></div>	35.1%
2	女生	1538	<div></div>	64.9%
9		4		
Warning: these figures indicate the number of cases found in the data file. They cannot be interpreted as summary statistics of the population of interest.				
# grade: 1-2.學歷				
Information		[Type= continuous] [Format=numeric] [Range= 1-3] [Missing=*/9]		
Statistics [NW/ W]		[Valid=2366 -/] [Invalid=8 -/]		
Value	Label	Cases	Percentage	
1	大學	972	<div></div>	41.1%
2	碩士	1382	<div></div>	58.4%
3	博士	12	<div></div>	0.5%

File : data			
# grade: 1-2.學歷			
Warning: these figures indicate the number of cases found in the data file. They cannot be interpreted as summary statistics of the population of interest.			
# years: 1-3.教學年資			
Information	[Type= continuous] [Format=numeric] [Range= 1-4] [Missing=*/9]		
Statistics [NW/ W]	[Valid=2373 /-] [Invalid=1 /-]		
Value	Label	Cases	Percentage
1	未滿3年	268	11.3%
2	3年以上~未滿15年	1318	55.5%
3	15年以上~未滿25年	651	27.4%
4	25年以上	136	5.7%
Warning: these figures indicate the number of cases found in the data file. They cannot be interpreted as summary statistics of the population of interest.			
# a1_4: 1-4.我已經開始與同儕(夥伴)教師進行「共同備課、公開觀課與集體議課」			
Information	[Type= discrete] [Format=numeric] [Range= 1-3] [Missing=*/9]		
Statistics [NW/ W]	[Valid=2374 /-] [Invalid=0 /-]		
Value	Label	Cases	Percentage
1	否	741	31.2%
2	部分	880	37.1%
3	是	753	31.7%
Warning: these figures indicate the number of cases found in the data file. They cannot be interpreted as summary statistics of the population of interest.			
# b2_1: 2-1.可以提升教師的教學專業			
Information	[Type= discrete] [Format=numeric] [Range= 1-5] [Missing=*/9]		
Statistics [NW/ W]	[Valid=2374 /-] [Invalid=0 /-]		
Value	Label	Cases	Percentage
1	非常不同意	20	0.8%
2	少部分同意	170	7.2%
3	部分同意	602	25.4%
4	大部分同意	1159	48.8%
5	非常同意	423	17.8%
Warning: these figures indicate the number of cases found in the data file. They cannot be interpreted as summary statistics of the population of interest.			
# b2_2: 2-2.教師專業能力可以受到肯定與認同			
Information	[Type= discrete] [Format=numeric] [Range= 1-5] [Missing=*/9]		
Statistics [NW/ W]	[Valid=2374 /-] [Invalid=0 /-]		
Value	Label	Cases	Percentage
1	非常不同意	45	1.9%
2	少部分同意	223	9.4%
3	部分同意	689	29.0%
4	大部分同意	1101	46.4%
5	非常同意	316	13.3%
Warning: these figures indicate the number of cases found in the data file. They cannot be interpreted as summary statistics of the population of interest.			
# b2_3: 2-3.可以培養教師們協同發展專業的能力			
Information	[Type= discrete] [Format=numeric] [Range= 1-5] [Missing=*/9]		
Statistics [NW/ W]	[Valid=2372 /-] [Invalid=2 /-]		

File : data

b2_3: 2-3.可以培養教師們協同發展專業的能力

Value	Label	Cases	Percentage
1	非常不同意	16	0.7%
2	少部分同意	138	5.8%
3	部分同意	525	22.1%
4	大部分同意	1205	50.8%
5	非常同意	488	20.6%
9		2	

Warning: these figures indicate the number of cases found in the data file. They cannot be interpreted as summary statistics of the population of interest.

b2_4: 2-4.可以讓教師更瞭解學科知識的結構

Information	[Type= discrete] [Format=numeric] [Range= 1-5] [Missing=*/9]
Statistics [NW/ W]	[Valid=2373 /-] [Invalid=1 /-]

Value	Label	Cases	Percentage
1	非常不同意	33	1.4%
2	少部分同意	228	9.6%
3	部分同意	644	27.1%
4	大部分同意	1088	45.8%
5	非常同意	380	16.0%
9		1	

Warning: these figures indicate the number of cases found in the data file. They cannot be interpreted as summary statistics of the population of interest.

b2_5: 2-5.可以促進教師的學科知識之增長

Information	[Type= discrete] [Format=numeric] [Range= 1-5] [Missing=*/9]
Statistics [NW/ W]	[Valid=2372 /-] [Invalid=2 /-]

Value	Label	Cases	Percentage
1	非常不同意	31	1.3%
2	少部分同意	209	8.8%
3	部分同意	638	26.9%
4	大部分同意	1100	46.4%
5	非常同意	394	16.6%
9		2	

Warning: these figures indicate the number of cases found in the data file. They cannot be interpreted as summary statistics of the population of interest.

b2_6: 2-6.可以讓教師更熟悉學科知識的教學和多元評量方法

Information	[Type= discrete] [Format=numeric] [Range= 1-5] [Missing=*/9]
Statistics [NW/ W]	[Valid=2373 /-] [Invalid=1 /-]

Value	Label	Cases	Percentage
1	非常不同意	22	0.9%
2	少部分同意	164	6.9%
3	部分同意	543	22.9%
4	大部分同意	1171	49.3%
5	非常同意	473	19.9%
9		1	

Warning: these figures indicate the number of cases found in the data file. They cannot be interpreted as summary statistics of the population of interest.

File : data			
# b2_7: 2-7.讓教師充分瞭解課堂中學生的學習情形			
Information	[Type= discrete] [Format=numeric] [Range= 1-5] [Missing=*/9]		
Statistics [NW/ W]	[Valid=2373 /-] [Invalid=1 /-]		
Value	Label	Cases	Percentage
1	非常不同意	40	<div><div></div>1.7%</div>
2	少部分同意	228	<div><div></div>9.6%</div>
3	部分同意	599	<div><div></div>25.2%</div>
4	大部分同意	1091	<div><div></div>46.0%</div>
5	非常同意	415	<div><div></div>17.5%</div>
9		1	
Warning: these figures indicate the number of cases found in the data file. They cannot be interpreted as summary statistics of the population of interest.			
# b2_8: 2-8.讓教師知道如何改善師生的教學互動			
Information	[Type= discrete] [Format=numeric] [Range= 1-5] [Missing=*/9]		
Statistics [NW/ W]	[Valid=2374 /-] [Invalid=0 /-]		
Value	Label	Cases	Percentage
1	非常不同意	27	<div><div></div>1.1%</div>
2	少部分同意	203	<div><div></div>8.6%</div>
3	部分同意	590	<div><div></div>24.9%</div>
4	大部分同意	1133	<div><div></div>47.7%</div>
5	非常同意	421	<div><div></div>17.7%</div>
Warning: these figures indicate the number of cases found in the data file. They cannot be interpreted as summary statistics of the population of interest.			
# b2_9: 2-9.可以提升學生之學習成效			
Information	[Type= discrete] [Format=numeric] [Range= 1-5] [Missing=*/9]		
Statistics [NW/ W]	[Valid=2370 /-] [Invalid=4 /-]		
Value	Label	Cases	Percentage
1	非常不同意	43	<div><div></div>1.8%</div>
2	少部分同意	309	<div><div></div>13.0%</div>
3	部分同意	732	<div><div></div>30.9%</div>
4	大部分同意	951	<div><div></div>40.1%</div>
5	非常同意	335	<div><div></div>14.1%</div>
9		4	
Warning: these figures indicate the number of cases found in the data file. They cannot be interpreted as summary statistics of the population of interest.			
# b2_10: 2-10.可以提升學校的聲望(評價)			
Information	[Type= discrete] [Format=numeric] [Range= 1-5] [Missing=*/9]		
Statistics [NW/ W]	[Valid=2373 /-] [Invalid=1 /-]		
Value	Label	Cases	Percentage
1	非常不同意	218	<div><div></div>9.2%</div>
2	少部分同意	516	<div><div></div>21.7%</div>
3	部分同意	887	<div><div></div>37.4%</div>
4	大部分同意	605	<div><div></div>25.5%</div>
5	非常同意	147	<div><div></div>6.2%</div>
9		1	
Warning: these figures indicate the number of cases found in the data file. They cannot be interpreted as summary statistics of the population of interest.			


File : data			
# b2_11: 2-11.可以達到社會對學校的期待			
Information	[Type= discrete] [Format=numeric] [Range= 1-5] [Missing=*/9]		
Statistics [NW/ W]	[Valid=2369 /-] [Invalid=5 /-]		
Value	Label	Cases	Percentage
1	非常不同意	201	<div><div></div></div> 8.5%
2	少部分同意	506	<div><div></div></div> 21.4%
3	部分同意	869	<div><div></div></div> 36.7%
4	大部分同意	642	<div><div></div></div> 27.1%
5	非常同意	151	<div><div></div></div> 6.4%
9		5	
Warning: these figures indicate the number of cases found in the data file. They cannot be interpreted as summary statistics of the population of interest.			
# b2_12: 2-12.學校可以獲得上級單位(例如：教育局處)的肯定			
Information	[Type= discrete] [Format=numeric] [Range= 1-5] [Missing=*/9]		
Statistics [NW/ W]	[Valid=2372 /-] [Invalid=2 /-]		
Value	Label	Cases	Percentage
1	非常不同意	236	<div><div></div></div> 9.9%
2	少部分同意	415	<div><div></div></div> 17.5%
3	部分同意	796	<div><div></div></div> 33.6%
4	大部分同意	671	<div><div></div></div> 28.3%
5	非常同意	254	<div><div></div></div> 10.7%
9		2	
Warning: these figures indicate the number of cases found in the data file. They cannot be interpreted as summary statistics of the population of interest.			
# c3_1: 3-1.學科知識內容(包含廣度與深度)			
Information	[Type= discrete] [Format=numeric] [Range= 1-5] [Missing=*/9]		
Statistics [NW/ W]	[Valid=2372 /-] [Invalid=2 /-]		
Value	Label	Cases	Percentage
1	非常不同意	9	<div><div></div></div> 0.4%
2	少部分同意	142	<div><div></div></div> 6.0%
3	部分同意	584	<div><div></div></div> 24.6%
4	大部分同意	1223	<div><div></div></div> 51.6%
5	非常同意	414	<div><div></div></div> 17.5%
9		2	
Warning: these figures indicate the number of cases found in the data file. They cannot be interpreted as summary statistics of the population of interest.			
# c3_2: 3-2.教材內容呈現的流暢性			
Information	[Type= discrete] [Format=numeric] [Range= 1-5] [Missing=*/9]		
Statistics [NW/ W]	[Valid=2373 /-] [Invalid=1 /-]		
Value	Label	Cases	Percentage
1	非常不同意	6	<div><div></div></div> 0.3%
2	少部分同意	102	<div><div></div></div> 4.3%
3	部分同意	476	<div><div></div></div> 20.1%
4	大部分同意	1300	<div><div></div></div> 54.8%
5	非常同意	489	<div><div></div></div> 20.6%
9		1	

File : data			
# c3_2: 3-2.教材內容呈現的流暢性			
Warning: these figures indicate the number of cases found in the data file. They cannot be interpreted as summary statistics of the population of interest.			
# c3_3: 3-3.教學資源(教具、媒體)的運用			
Information	[Type= discrete] [Format=numeric] [Range= 1-5] [Missing=*/9]		
Statistics [NW/ W]	[Valid=2374 /-] [Invalid=0 /-]		
Value	Label	Cases	Percentage
1	非常不同意	15	<div><div></div></div> 0.6%
2	少部分同意	143	<div><div></div></div> 6.0%
3	部分同意	634	<div><div></div></div> 26.7%
4	大部分同意	1203	<div><div></div></div> 50.7%
5	非常同意	379	<div><div></div></div> 16.0%
Warning: these figures indicate the number of cases found in the data file. They cannot be interpreted as summary statistics of the population of interest.			
# c3_4: 3-4.教師所運用的教學方法			
Information	[Type= discrete] [Format=numeric] [Range= 1-5] [Missing=*/9]		
Statistics [NW/ W]	[Valid=2373 /-] [Invalid=1 /-]		
Value	Label	Cases	Percentage
1	非常不同意	11	<div><div></div></div> 0.5%
2	少部分同意	71	<div><div></div></div> 3.0%
3	部分同意	437	<div><div></div></div> 18.4%
4	大部分同意	1285	<div><div></div></div> 54.2%
5	非常同意	569	<div><div></div></div> 24.0%
9		1	
Warning: these figures indicate the number of cases found in the data file. They cannot be interpreted as summary statistics of the population of interest.			
# c3_5: 3-5.教師營造的教學氣氛			
Information	[Type= discrete] [Format=numeric] [Range= 1-5] [Missing=*/9]		
Statistics [NW/ W]	[Valid=2372 /-] [Invalid=2 /-]		
Value	Label	Cases	Percentage
1	非常不同意	13	<div><div></div></div> 0.5%
2	少部分同意	99	<div><div></div></div> 4.2%
3	部分同意	486	<div><div></div></div> 20.5%
4	大部分同意	1220	<div><div></div></div> 51.4%
5	非常同意	554	<div><div></div></div> 23.4%
9		2	
Warning: these figures indicate the number of cases found in the data file. They cannot be interpreted as summary statistics of the population of interest.			
# c3_6: 3-6.師生教學互動的情形			
Information	[Type= discrete] [Format=numeric] [Range= 1-5] [Missing=*/9]		
Statistics [NW/ W]	[Valid=2372 /-] [Invalid=2 /-]		
Value	Label	Cases	Percentage
1	非常不同意	13	<div><div></div></div> 0.5%
2	少部分同意	114	<div><div></div></div> 4.8%
3	部分同意	452	<div><div></div></div> 19.1%
4	大部分同意	1198	<div><div></div></div> 50.5%
5	非常同意	595	<div><div></div></div> 25.1%

File : data			
# c3_6: 3-6.師生教學互動的情形			
Value	Label	Cases	Percentage
9		2	
<i>Warning: these figures indicate the number of cases found in the data file. They cannot be interpreted as summary statistics of the population of interest.</i>			
# c3_7: 3-7.學生的學習參與或學習投入			
Information	[Type= discrete] [Format=numeric] [Range= 1-5] [Missing=*/9]		
Statistics [NW/ W]	[Valid=2372 /-] [Invalid=2 /-]		
Value	Label	Cases	Percentage
1	非常不同意	12	0.5%
2	少部分同意	112	4.7%
3	部分同意	515	21.7%
4	大部分同意	1143	48.2%
5	非常同意	590	24.9%
9		2	
<i>Warning: these figures indicate the number of cases found in the data file. They cannot be interpreted as summary statistics of the population of interest.</i>			
# c3_8: 3-8.學生學習能力(例如：思考、探究)的培養			
Information	[Type= discrete] [Format=numeric] [Range= 1-5] [Missing=*/9]		
Statistics [NW/ W]	[Valid=2372 /-] [Invalid=2 /-]		
Value	Label	Cases	Percentage
1	非常不同意	20	0.8%
2	少部分同意	162	6.8%
3	部分同意	582	24.5%
4	大部分同意	1128	47.6%
5	非常同意	480	20.2%
9		2	
<i>Warning: these figures indicate the number of cases found in the data file. They cannot be interpreted as summary statistics of the population of interest.</i>			
# c3_9: 3-9.學生協同(討論)學習的情形			
Information	[Type= discrete] [Format=numeric] [Range= 1-5] [Missing=*/9]		
Statistics [NW/ W]	[Valid=2372 /-] [Invalid=2 /-]		
Value	Label	Cases	Percentage
1	非常不同意	24	1.0%
2	少部分同意	147	6.2%
3	部分同意	576	24.3%
4	大部分同意	1154	48.7%
5	非常同意	471	19.9%
9		2	
<i>Warning: these figures indicate the number of cases found in the data file. They cannot be interpreted as summary statistics of the population of interest.</i>			
# c3_10: 3-10.教學進度的達成率			
Information	[Type= discrete] [Format=numeric] [Range= 1-5] [Missing=*/9]		
Statistics [NW/ W]	[Valid=2371 /-] [Invalid=3 /-]		
Value	Label	Cases	Percentage
1	非常不同意	78	3.3%
2	少部分同意	336	14.2%

File : data






c3_10: 3-10.教學進度的達成率

Value	Label	Cases	Percentage
3	部分同意	824	 34.8%
4	大部分同意	907	 38.3%
5	非常同意	226	 9.5%
9		3	

Warning: these figures indicate the number of cases found in the data file. They cannot be interpreted as summary statistics of the population of interest.

c3_11: 3-11.教師上課講話速度與清晰度




Information	[Type= discrete] [Format=numeric] [Range= 1-5] [Missing=*/9]
Statistics [NW/ W]	[Valid=2373 /-] [Invalid=1 /-]

Value	Label	Cases	Percentage
1	非常不同意	32	 1.3%
2	少部分同意	227	 9.6%
3	部分同意	717	 30.2%
4	大部分同意	1093	 46.1%
5	非常同意	304	 12.8%
9		1	

Warning: these figures indicate the number of cases found in the data file. They cannot be interpreted as summary statistics of the population of interest.

c3_12: 3-12.教師評量學生的表現情形






Information	[Type= discrete] [Format=numeric] [Range= 1-5] [Missing=*/9]
Statistics [NW/ W]	[Valid=2373 /-] [Invalid=1 /-]

Value	Label	Cases	Percentage
1	非常不同意	149	 6.3%
2	少部分同意	470	 19.8%
3	部分同意	963	 40.6%
4	大部分同意	636	 26.8%
5	非常同意	155	 6.5%
9		1	

Warning: these figures indicate the number of cases found in the data file. They cannot be interpreted as summary statistics of the population of interest.

d4_1: 4-1.我熟悉任教學科的知識與結構。

Information	[Type= discrete] [Format=numeric] [Range= 1-5] [Missing=*/9]
Statistics [NW/ W]	[Valid=2345 /-] [Invalid=29 /-]

Value	Label	Cases	Percentage
1	非常不同意	6	 0.3%
2	少部分同意	29	 1.2%
3	部分同意	272	 11.6%
4	大部分同意	1482	 63.2%
5	非常同意	556	 23.7%
9		29	

Warning: these figures indicate the number of cases found in the data file. They cannot be interpreted as summary statistics of the population of interest.

d4_2: 4-2.我瞭解如何將學科知識內容清楚地教授給學生。

Information	[Type= discrete] [Format=numeric] [Range= 1-5] [Missing=*/9]
Statistics [NW/ W]	[Valid=2344 /-] [Invalid=30 /-]

File : data

d4_2: 4-2.我瞭解如何將學科知識內容清楚地教授給學生。

Value	Label	Cases	Percentage
1	非常不同意	2	0.1%
2	少部分同意	32	1.4%
3	部分同意	290	12.4%
4	大部分同意	1509	64.4%
5	非常同意	511	21.8%
9		30	

Warning: these figures indicate the number of cases found in the data file. They cannot be interpreted as summary statistics of the population of interest.

d4_3: 4-3.我瞭解學生如何學習與發展，以及個別差異。

Information	[Type= discrete] [Format=numeric] [Range= 1-5] [Missing=*/9]
Statistics [NW/ W]	[Valid=2341 /-] [Invalid=33 /-]

Value	Label	Cases	Percentage
1	非常不同意	4	0.2%
2	少部分同意	55	2.3%
3	部分同意	549	23.5%
4	大部分同意	1389	59.3%
5	非常同意	344	14.7%
9		33	

Warning: these figures indicate the number of cases found in the data file. They cannot be interpreted as summary statistics of the population of interest.

d4_4: 4-4.我會依據課程綱要，進行教學活動設計。

Information	[Type= discrete] [Format=numeric] [Range= 1-5] [Missing=*/9]
Statistics [NW/ W]	[Valid=2343 /-] [Invalid=31 /-]

Value	Label	Cases	Percentage
1	非常不同意	3	0.1%
2	少部分同意	90	3.8%
3	部分同意	614	26.2%
4	大部分同意	1309	55.9%
5	非常同意	327	14.0%
9		31	

Warning: these figures indicate the number of cases found in the data file. They cannot be interpreted as summary statistics of the population of interest.

d4_5: 4-5.我的教學活動設計能顧及學生多元背景。

Information	[Type= discrete] [Format=numeric] [Range= 1-5] [Missing=*/9]
Statistics [NW/ W]	[Valid=2343 /-] [Invalid=31 /-]

Value	Label	Cases	Percentage
1	非常不同意	7	0.3%
2	少部分同意	116	5.0%
3	部分同意	803	34.3%
4	大部分同意	1153	49.2%
5	非常同意	264	11.3%
9		31	

Warning: these figures indicate the number of cases found in the data file. They cannot be interpreted as summary statistics of the population of interest.





File : data			
# d4_6: 4-6.我會引發和維持學生的學習動機。			
Information	[Type= discrete] [Format=numeric] [Range= 1-5] [Missing=*/9]		
Statistics [NW/ W]	[Valid=2344 /-] [Invalid=30 /-]		
Value	Label	Cases	Percentage
1	非常不同意	1	0.0%
2	少部分同意	61	2.6%
3	部分同意	528	22.5%
4	大部分同意	1358	57.9%
5	非常同意	396	16.9%
9		30	
Warning: these figures indicate the number of cases found in the data file. They cannot be interpreted as summary statistics of the population of interest.			
# d4_7: 4-7.我會依據教學目標、教材及學生特性選用適當的教學策略。			
Information	[Type= discrete] [Format=numeric] [Range= 1-5] [Missing=*/9]		
Statistics [NW/ W]	[Valid=2344 /-] [Invalid=30 /-]		
Value	Label	Cases	Percentage
1	非常不同意	4	0.2%
2	少部分同意	40	1.7%
3	部分同意	495	21.1%
4	大部分同意	1425	60.8%
5	非常同意	380	16.2%
9		30	
Warning: these figures indicate the number of cases found in the data file. They cannot be interpreted as summary statistics of the population of interest.			
# d4_8: 4-8.我會善用校內外相關的教學資源。			
Information	[Type= discrete] [Format=numeric] [Range= 1-5] [Missing=*/9]		
Statistics [NW/ W]	[Valid=2337 /-] [Invalid=37 /-]		
Value	Label	Cases	Percentage
1	非常不同意	5	0.2%
2	少部分同意	115	4.9%
3	部分同意	713	30.5%
4	大部分同意	1195	51.1%
5	非常同意	309	13.2%
9		37	
Warning: these figures indicate the number of cases found in the data file. They cannot be interpreted as summary statistics of the population of interest.			
# d4_9: 4-9.我會使用多元評量方法，檢視學生學習情形並評估學習成效。			
Information	[Type= discrete] [Format=numeric] [Range= 1-5] [Missing=*/9]		
Statistics [NW/ W]	[Valid=2344 /-] [Invalid=30 /-]		
Value	Label	Cases	Percentage
1	非常不同意	5	0.2%
2	少部分同意	113	4.8%
3	部分同意	672	28.7%
4	大部分同意	1220	52.0%
5	非常同意	334	14.2%
9		30	

File : data			
# d4_9: 4-9.我會使用多元評量方法，檢視學生學習情形並評估學習成效。			
<i>Warning: these figures indicate the number of cases found in the data file. They cannot be interpreted as summary statistics of the population of interest.</i>			
# d4_10: 4-10.我會利用評量結果調整教學。			
Information	[Type= discrete] [Format=numeric] [Range= 1-5] [Missing=*/9]		
Statistics [NW/ W]	[Valid=2343 /-] [Invalid=31 /-]		
Value	Label	Cases	Percentage
1	非常不同意	4	0.2%
2	少部分同意	70	3.0%
3	部分同意	533	22.7%
4	大部分同意	1349	57.6%
5	非常同意	387	16.5%
9		31	
<i>Warning: these figures indicate the number of cases found in the data file. They cannot be interpreted as summary statistics of the population of interest.</i>			
# e5_1: 5-1.我認為教師這職業不再受到社會大眾的尊重。			
Information	[Type= discrete] [Format=numeric] [Range= 1-5] [Missing=*/9]		
Statistics [NW/ W]	[Valid=2347 /-] [Invalid=27 /-]		
Value	Label	Cases	Percentage
1	非常不同意	68	2.9%
2	少部分同意	318	13.5%
3	部分同意	915	39.0%
4	大部分同意	731	31.1%
5	非常同意	315	13.4%
9		27	
<i>Warning: these figures indicate the number of cases found in the data file. They cannot be interpreted as summary statistics of the population of interest.</i>			
# e5_2: 5-2.我認為教師不再是人們印象中啟發知識價值的人。			
Information	[Type= discrete] [Format=numeric] [Range= 1-5] [Missing=*/9]		
Statistics [NW/ W]	[Valid=2346 /-] [Invalid=28 /-]		
Value	Label	Cases	Percentage
1	非常不同意	189	8.1%
2	少部分同意	508	21.7%
3	部分同意	866	36.9%
4	大部分同意	588	25.1%
5	非常同意	195	8.3%
9		28	
<i>Warning: these figures indicate the number of cases found in the data file. They cannot be interpreted as summary statistics of the population of interest.</i>			
# e5_3: 5-3.我認為教師不再是社會正向道德觀的引領者。			
Information	[Type= discrete] [Format=numeric] [Range= 1-5] [Missing=*/9]		
Statistics [NW/ W]	[Valid=2343 /-] [Invalid=31 /-]		
Value	Label	Cases	Percentage
1	非常不同意	415	17.7%
2	少部分同意	687	29.3%
3	部分同意	678	28.9%
4	大部分同意	421	18.0%

File : data			
# e5_3: 5-3.我認為教師不再是社會正向道德觀的引領者。			
Value	Label	Cases	Percentage
5	非常同意	142	<div><div></div></div> 6.1%
9		31	
<i>Warning: these figures indicate the number of cases found in the data file. They cannot be interpreted as summary statistics of the population of interest.</i>			
# e5_4: 5-4.我認為教師不再扮演使人向善的角色。			
Information	[Type= discrete] [Format=numeric] [Range= 1-5] [Missing=*/9]		
Statistics [NW/ W]	[Valid=2339 /-] [Invalid=35 /-]		
Value	Label	Cases	Percentage
1	非常不同意	637	<div><div></div></div> 27.2%
2	少部分同意	746	<div><div></div></div> 31.9%
3	部分同意	589	<div><div></div></div> 25.2%
4	大部分同意	266	<div><div></div></div> 11.4%
5	非常同意	101	<div><div></div></div> 4.3%
9		35	
<i>Warning: these figures indicate the number of cases found in the data file. They cannot be interpreted as summary statistics of the population of interest.</i>			
# e5_5: 5-5.我認為教師這職業不再是人們稱羨的好工作。			
Information	[Type= discrete] [Format=numeric] [Range= 1-5] [Missing=*/9]		
Statistics [NW/ W]	[Valid=2339 /-] [Invalid=35 /-]		
Value	Label	Cases	Percentage
1	非常不同意	107	<div><div></div></div> 4.6%
2	少部分同意	468	<div><div></div></div> 20.0%
3	部分同意	832	<div><div></div></div> 35.6%
4	大部分同意	587	<div><div></div></div> 25.1%
5	非常同意	345	<div><div></div></div> 14.7%
9		35	
<i>Warning: these figures indicate the number of cases found in the data file. They cannot be interpreted as summary statistics of the population of interest.</i>			
# e5_6: 5-6.我認為教師這職業不再是崇高的志業，只是一種行業(工作)。			
Information	[Type= discrete] [Format=numeric] [Range= 1-5] [Missing=*/9]		
Statistics [NW/ W]	[Valid=2346 /-] [Invalid=28 /-]		
Value	Label	Cases	Percentage
1	非常不同意	394	<div><div></div></div> 16.8%
2	少部分同意	610	<div><div></div></div> 26.0%
3	部分同意	631	<div><div></div></div> 26.9%
4	大部分同意	495	<div><div></div></div> 21.1%
5	非常同意	216	<div><div></div></div> 9.2%
9		28	
<i>Warning: these figures indicate the number of cases found in the data file. They cannot be interpreted as summary statistics of the population of interest.</i>			
# e5_7: 5-7.我認為國內的教育環境無法激勵優秀的人才有意願擔任教職。			
Information	[Type= discrete] [Format=numeric] [Range= 1-5] [Missing=*/9]		
Statistics [NW/ W]	[Valid=2346 /-] [Invalid=28 /-]		
Value	Label	Cases	Percentage
1	非常不同意	77	<div><div></div></div> 3.3%

File : data






e5_7: 5-7.我認為國內的教育環境無法激勵優秀的人才有意願擔任教職。

Value	Label	Cases	Percentage
2	少部分同意	369	 15.7%
3	部分同意	685	 29.2%
4	大部分同意	722	 30.8%
5	非常同意	493	 21.0%
9		28	

Warning: these figures indicate the number of cases found in the data file. They cannot be interpreted as summary statistics of the population of interest.

e5_8: 5-8.我認為當前國家的教育政策不重視教師的養成教育。






Information	[Type= discrete] [Format=numeric] [Range= 1-5] [Missing=*/9]
Statistics [NW/ W]	[Valid=2342 /-] [Invalid=32 /-]

Value	Label	Cases	Percentage
1	非常不同意	67	 2.9%
2	少部分同意	403	 17.2%
3	部分同意	664	 28.4%
4	大部分同意	727	 31.0%
5	非常同意	481	 20.5%
9		32	

Warning: these figures indicate the number of cases found in the data file. They cannot be interpreted as summary statistics of the population of interest.

e5_9: 5-9.我認為當前國家師資培育制度難以培養一位良師應有的能力。






Information	[Type= discrete] [Format=numeric] [Range= 1-5] [Missing=*/9]
Statistics [NW/ W]	[Valid=2346 /-] [Invalid=28 /-]

Value	Label	Cases	Percentage
1	非常不同意	71	 3.0%
2	少部分同意	447	 19.1%
3	部分同意	738	 31.5%
4	大部分同意	705	 30.1%
5	非常同意	385	 16.4%
9		28	

Warning: these figures indicate the number of cases found in the data file. They cannot be interpreted as summary statistics of the population of interest.

e5_10: 5-10.我認為師資培育課程無法與當前中小學教育環境連結。

Information	[Type= discrete] [Format=numeric] [Range= 1-5] [Missing=*/9]
Statistics [NW/ W]	[Valid=2341 /-] [Invalid=33 /-]

Value	Label	Cases	Percentage
1	非常不同意	64	 2.7%
2	少部分同意	397	 17.0%
3	部分同意	794	 33.9%
4	大部分同意	696	 29.7%
5	非常同意	390	 16.7%
9		33	

Warning: these figures indicate the number of cases found in the data file. They cannot be interpreted as summary statistics of the population of interest.

# e5_11: 5-11.我認為我有能力促進中小學生身心良性發展。			
Information	[Type= discrete] [Format=numeric] [Range= 1-5] [Missing=*/9]		
Statistics [NW/ W]	[Valid=2346 /-] [Invalid=28 /-]		
Value	Label	Cases	Percentage
1	非常不同意	5	0.2%
2	少部分同意	84	3.6%
3	部分同意	720	30.7%
4	大部分同意	1249	53.2%
5	非常同意	288	12.3%
9		28	
Warning: these figures indicate the number of cases found in the data file. They cannot be interpreted as summary statistics of the population of interest.			
# e5_12: 5-12.我認為我有能力和中小學生相處得很好。			
Information	[Type= discrete] [Format=numeric] [Range= 1-5] [Missing=*/9]		
Statistics [NW/ W]	[Valid=2345 /-] [Invalid=29 /-]		
Value	Label	Cases	Percentage
1	非常不同意	3	0.1%
2	少部分同意	47	2.0%
3	部分同意	557	23.8%
4	大部分同意	1334	56.9%
5	非常同意	404	17.2%
9		29	
Warning: these figures indicate the number of cases found in the data file. They cannot be interpreted as summary statistics of the population of interest.			
# e5_13: 5-13.我認為我有能力與(未來)學校內同事和家長相處和諧。			
Information	[Type= discrete] [Format=numeric] [Range= 1-5] [Missing=*/9]		
Statistics [NW/ W]	[Valid=2347 /-] [Invalid=27 /-]		
Value	Label	Cases	Percentage
1	非常不同意	8	0.3%
2	少部分同意	68	2.9%
3	部分同意	571	24.3%
4	大部分同意	1365	58.2%
5	非常同意	335	14.3%
9		27	
Warning: these figures indicate the number of cases found in the data file. They cannot be interpreted as summary statistics of the population of interest.			
# e5_14: 5-14.我認為我有能力隨時調整自己去面對各種教育困境。			
Information	[Type= discrete] [Format=numeric] [Range= 1-5] [Missing=*/9]		
Statistics [NW/ W]	[Valid=2345 /-] [Invalid=29 /-]		
Value	Label	Cases	Percentage
1	非常不同意	5	0.2%
2	少部分同意	75	3.2%
3	部分同意	639	27.2%
4	大部分同意	1303	55.6%
5	非常同意	323	13.8%
9		29	
Warning: these figures indicate the number of cases found in the data file. They cannot be interpreted as summary statistics of the population of interest.			

# e5_15: 5-15.我認為我是一個樂於參與教師專業成長的老師。			
Information	[Type= discrete] [Format=numeric] [Range= 1-5] [Missing=*/9]		
Statistics [NW/ W]	[Valid=2346 /-] [Invalid=28 /-]		
Value	Label	Cases	Percentage
1	非常不同意	12	0.5%
2	少部分同意	80	3.4%
3	部分同意	592	25.2%
4	大部分同意	1228	52.3%
5	非常同意	434	18.5%
9		28	
Warning: these figures indicate the number of cases found in the data file. They cannot be interpreted as summary statistics of the population of interest.			
# e5_16: 5-16.我認為我是一個喜歡和中小學生相處的人。			
Information	[Type= discrete] [Format=numeric] [Range= 1-5] [Missing=*/9]		
Statistics [NW/ W]	[Valid=2346 /-] [Invalid=28 /-]		
Value	Label	Cases	Percentage
1	非常不同意	7	0.3%
2	少部分同意	75	3.2%
3	部分同意	499	21.3%
4	大部分同意	1271	54.2%
5	非常同意	494	21.1%
9		28	
Warning: these figures indicate the number of cases found in the data file. They cannot be interpreted as summary statistics of the population of interest.			
# e5_17: 5-17.我認為我是一個充滿教育熱忱的人。			
Information	[Type= discrete] [Format=numeric] [Range= 1-5] [Missing=*/9]		
Statistics [NW/ W]	[Valid=2347 /-] [Invalid=27 /-]		
Value	Label	Cases	Percentage
1	非常不同意	9	0.4%
2	少部分同意	78	3.3%
3	部分同意	581	24.8%
4	大部分同意	1220	52.0%
5	非常同意	459	19.6%
9		27	
Warning: these figures indicate the number of cases found in the data file. They cannot be interpreted as summary statistics of the population of interest.			
# e5_18: 5-18.我認為我是一個可以為教育努力付出的人。			
Information	[Type= discrete] [Format=numeric] [Range= 1-5] [Missing=*/9]		
Statistics [NW/ W]	[Valid=2346 /-] [Invalid=28 /-]		
Value	Label	Cases	Percentage
1	非常不同意	5	0.2%
2	少部分同意	58	2.5%
3	部分同意	447	19.1%
4	大部分同意	1312	55.9%
5	非常同意	524	22.3%
9		28	
Warning: these figures indicate the number of cases found in the data file. They cannot be interpreted as summary statistics of the population of interest.			

# e5_19: 5-19.我認為我有足夠的動力驅使我往好教師之路邁進。			
Information	[Type= discrete] [Format=numeric] [Range= 1-5] [Missing=*/9]		
Statistics [NW/ W]	[Valid=2347 /-] [Invalid=27 /-]		
Value	Label	Cases	Percentage
1	非常不同意	10	<div><div></div></div> 0.4%
2	少部分同意	68	<div><div></div></div> 2.9%
3	部分同意	521	<div><div></div></div> 22.2%
4	大部分同意	1252	<div><div></div></div> 53.3%
5	非常同意	496	<div><div></div></div> 21.1%
9		27	
Warning: these figures indicate the number of cases found in the data file. They cannot be interpreted as summary statistics of the population of interest.			
# e5_20: 5-20.我認為我有足夠信心成為一個好老師。			
Information	[Type= discrete] [Format=numeric] [Range= 1-5] [Missing=*/9]		
Statistics [NW/ W]	[Valid=2345 /-] [Invalid=29 /-]		
Value	Label	Cases	Percentage
1	非常不同意	4	<div><div></div></div> 0.2%
2	少部分同意	58	<div><div></div></div> 2.5%
3	部分同意	502	<div><div></div></div> 21.4%
4	大部分同意	1212	<div><div></div></div> 51.7%
5	非常同意	569	<div><div></div></div> 24.3%
9		29	
Warning: these figures indicate the number of cases found in the data file. They cannot be interpreted as summary statistics of the population of interest.			