

台灣 (Taiwan, ROC)

朱群芳, 國立中正大學犯罪防治學系

台灣社會中的犯罪控制：比較社
區中的社會連結與集體效能之效應

Study Documentation

January 18, 2016

Metadata Production

Metadata Producer(s)	學術調查研究資料庫(Survey Research Data Archive) (SRDA) , 中央研究院人社中心調查研究 專題中心 , DDI文件製作
Production Date	January 18, 2016
Version	2.0版, 參考IHSN Nesstar Template修改
Identification	E10249

Table of Contents

Overview.....	4
Scope & Coverage.....	4
Producers & Sponsors.....	4
Data Collection.....	4
Data Processing & Appraisal.....	5
Accessibility.....	5
Files Description.....	6
data1.....	6
data2.....	6
Variables Group(s).....	7
郵寄問卷.....	7
面訪問卷.....	11
居住狀況.....	11
社會參與/社會互動.....	11
公共空間的使用.....	13
安全感.....	15
犯罪恐懼感.....	15
對犯罪與失序行為的知覺.....	16
被害情況.....	16
警察的合法性與程序正義.....	17
社區健康: 藥物與酒精消費情況.....	18
犯罪和自我控制.....	27
基本資料調查.....	30
Variables Description.....	31
data1.....	32
data2.....	66

台灣社會中的犯罪控制：比較社區中的社會連結與集體效能之效應

Exploring the Mechanisms of Social Control in A Relational Society: A Comparison of The Explanatory Effects of Social Ties and Collective Efficacy in Taiwan

Overview	
Identification	E10249
Version	Production Date: 2016-01-18
Abstract <p>本研究主要是以社會解組理論為基礎，主要在比較Bursik 與Grasmick，以及Sampson與其同事用來解釋社會解組與偏差行為之間的不同機制，而提出的系統模式(systemic model)與集體效能概念(collective efficacy)做討論。此兩理論最大的差異在於系統模式強調社會連結的重要性，集體效能則認為社會連結為非必要的。雖然目前有關集體效能的相關複製研究在全球，如Los Angeles、Australia、United Kingdom、Hungary、Tanzania、Colombia、Sweden等不同國家進行 (Sampson, 2012)，然而，這一系列的研究都是以西方國家為主，並沒有考慮到文化的差異。此外，以往有關集體效能與社會連結的比較研究也是以芝加哥地區資料為主(Sampson,Raudenbush & Earls,1997; Morenoff, Sampson & Raudenbush, 2001)。</p> <p>因此，本研究以台灣的台北市、台中市，以及高雄市地區為主，檢驗是否不同研究地區、東西文化差異會影響研究結論。使用多元迴歸分析，檢驗集體效能與社會連結對於個人被害恐懼感，以及知覺到的環境失序的影響。結果顯示，集體效能對於個人的犯罪被害恐懼皆沒有影響，但研究結果也發現，集體效能中的社會凝聚力與信任能夠顯著負向預測個人知覺到的環境失序、集體效能中的對社會控制有共同期待則是顯著正向預測個人知覺到的環境失序。另一方面，社會連結則是對個人犯罪被害恐懼，以及知覺到的環境失序完全沒影響。</p>	
Kind of Data	抽樣調查資料 (Sample survey data)
Unit of Analysis	個人

Scope & Coverage	
Time Period(s)	2014-2015
Countries	台灣 (Taiwan, ROC)
Geographic Coverage 區域(台北市、台中市和高雄市)	

Producers & Sponsors	
Primary Investigator(s)	朱群芳, 國立中正大學犯罪防治學系
Other Producer(s)	國立中正大學犯罪防治學系
Funding Agency/ies	科技部 (MOST)
Other Acknowledgment(s)	

Data Collection	
Data Collection Dates	start 2014-07-01 end 2015-07-31
Time Period(s)	start 2013-08-01 end 2015-07-31

Data Collection Mode	其他 (Other)
-----------------------------	------------

Data Processing & Appraisal

Data Editing

中央研究院人文社會科學研究中心調查研究專題中心所進行的資料整理方式，為不合理值檢核。

Accessibility

Contact(s)	學術調查研究資料庫(Survey Research Data Archive) (中央研究院人社中心調查研究專題中心) , https://srda.sinica.edu.tw , srda@gate.sinica.edu.tw
Distributor(s)	學術調查研究資料庫(Survey Research Data Archive)
Depositor(s)	國立中正大學犯罪防治學系
Access Conditions	
會員版(一般會員、院內會員)--直接下載	

Files Description

Dataset contains 2 file(s)

data1	
# Cases	1119
# Variable(s)	94

data2	
# Cases	150
# Variable(s)	390

Variables Group(s)

Dataset contains 13 group(s)

Group 郵寄問卷							
#	Name	Label	Type	Format	Valid	Invalid	Question
1	city	城市	discrete	numeric-11.0	1119	0	-
2	q3	3.請問您在目前居住的地址住了多久	discrete	numeric-8.2	1051	68	-
3	q4a	4a.鄰居之間會互相幫忙	discrete	numeric-8.0	1073	46	-
4	q4b	4b.鄰居之間會關心注意彼此	discrete	numeric-8.0	1066	53	-
5	q4c	4c.整體來說，您相信您的鄰居	discrete	numeric-8.0	1044	75	-
6	q4d	4d.鄰居之間相處狀況不佳	discrete	numeric-8.0	1026	93	-
7	q4e	4e.鄰居之間沒有共同的價值觀	discrete	numeric-8.0	906	213	-
8	q4f	4f.鄰居之間通常不會講話聊天	discrete	numeric-8.0	1062	57	-
9	q4g	4g.鄰居居住在這裡的時間都不長	discrete	numeric-8.0	1027	92	-
10	q5a	5a.有小孩翹課，在您居住的街道上閒晃	discrete	numeric-8.0	914	205	-
11	q5b	5b.有一群小孩在建築物上塗鴉	discrete	numeric-8.0	1029	90	-
12	q5c	5c.青少年對長輩表現出不禮貌的行為	discrete	numeric-8.0	982	137	-
13	q5d	5d.在您家門口發生打架爭吵事件	discrete	numeric-8.0	1032	87	-
14	q5e	5e.有小孩刮傷或破壞路邊停放的車子/摩托車	discrete	numeric-8.0	1000	119	-
15	q6a	6a.您居住街道附近的房子及庭院髒亂	discrete	numeric-8.0	1089	30	-
16	q6b	6b.您居住街道附近的房子看起來很老舊	discrete	numeric-8.0	1090	29	-
17	q6c	6c.您居住街道附近的遊樂場所多，如網咖、撞球場等，或常有人打架	discrete	numeric-8.0	1072	47	-
18	q6d	6d.您居住街道附近有外籍勞工聚集	discrete	numeric-8.0	1057	62	-
19	q6e	6e.您居住街道附近有遊民聚集	discrete	numeric-8.0	1064	55	-
20	q6f	6f.住在您居住街道附近的許多成年人都沒有工作	discrete	numeric-8.0	892	227	-
21	q6g	6g.住在您居住街道附近許多成年人沒有受過什麼教育	discrete	numeric-8.0	911	208	-
22	q6h	6h.您居住的街道環境很清幽	discrete	numeric-8.0	1093	26	-
23	q6i	6i.您居住的街道適合小孩成長	discrete	numeric-8.0	1059	60	-

#	Name	Label	Type	Format	Valid	Invalid	Question
24	q7a	7a.與造成街道問題的人，或是團體進行溝通	discrete	numeric-8.0	988	131	-
25	q7b	7b.參與鄰里或社區會議(如社區、里民大會)	discrete	numeric-8.0	1040	79	-
26	q7c	7c.向地方仕紳或長輩請益，以改善鄰里問題	discrete	numeric-8.0	1013	106	-
27	q7d	7d.與鄰居聚在一起，處理鄰里問題或共同促進鄰里發展	discrete	numeric-8.0	1031	88	-
28	q7e	7e.為鄰里問題向民代陳情	discrete	numeric-8.0	1021	98	-
29	q7f	7f.曾經擔任鄰里守望相助人員或協助辦理鄰里活動	discrete	numeric-8.0	1049	70	-
30	q8	8.除了村里長之外，您居住的地方或附近，是否還設有其他組織來協助處理當地公共事務，如管理委員會、社區委員會、自治會等其他組織來協助處理當地公共事務	discrete	numeric-8.0	879	240	-
31	q9	9.承上題，您是否願意以繳交會費、捐款、擔任幹部、擔任義工，或是積極參與組織活動等方式來支持這個組織	discrete	numeric-8.0	897	222	-
32	q10	10.您知道鄰居的任何一人叫什麼名字嗎	discrete	numeric-8.0	1003	116	-
33	q11	11.在您的鄰居之中，大概有多少人是彼此互相認識的	discrete	numeric-8.0	1077	42	-
34	q12	12.是否有任何親近的親戚或好朋友與您住在同一條街道上	discrete	numeric-8.0	1096	23	-
35	q13	13.同一條街道上，您認為有多少位鄰居可算是您的朋友	discrete	numeric-8.0	617	502	-
36	q14	14.您平常會不會和鄰居聊天	discrete	numeric-8.0	1106	13	-
37	q15	15.您平常會不會去鄰居家作客或談天	discrete	numeric-8.0	1099	20	-
38	q16	16.您平常會不會和鄰居互相幫忙	discrete	numeric-8.0	1099	20	-
39	q17	17.您曾經向鄰居借過工具，或是會與鄰居互相分享食物	discrete	numeric-8.0	1099	20	-
40	q18	18.您是否能夠容易的分辨出誰是當地居民，或是陌生人	discrete	numeric-8.0	1018	101	-
41	q19	19.在您所居住的街道，常不常見鄰居之間一起聊天、看書、吃飯、散步等	discrete	numeric-8.0	1064	55	-
42	q20	20.在您所居住的街道，常不常見大人陪小孩一起玩，或是教導孩子功課的情形	discrete	numeric-8.0	1003	116	-

#	Name	Label	Type	Format	Valid	Invalid	Question
43	q21	21.在您所居住的街道，常 不常見鄰居不在家時，互 相照顧對方的家的情形	discrete	numeric-8.0	885	234	-
44	q22	22.對您而言，感覺自己是 屬於所居住街道附近的一 份子重不重要	discrete	numeric-8.0	992	127	-
45	q23	23.您平常會不會花時間去 注意您居住街道這一帶發 生的一些事情	discrete	numeric-8.0	1096	23	-
46	q24	24.一般而言，您對您所居 住的街道有親切的感覺嗎	discrete	numeric-8.0	1103	16	-
47	q25	25.如果經濟能力許可，您 會想要搬離目前居住的街 道	discrete	numeric-8.0	988	131	-
48	q26	26.假設您要搬離目前所居 住的街道，您會感到	discrete	numeric-8.0	782	337	-
49	q27	27.整體來說，您滿不滿意 目前居住的街道	discrete	numeric-8.0	1112	7	-
50	q28a	28a.請問您會不會擔心在您 居住的街道中，會發生這 樣的情況有人闖入您家	discrete	numeric-8.0	1106	13	-
51	q28b	28b.請問您會不會擔心在您 居住的街道中，會發生這 樣的情況有人威脅要將您 的錢或是財產搶走	discrete	numeric-8.0	1069	50	-
52	q28c	28c.請問您會不會擔心在您 居住的街道中，會發生這 樣的情況有人在您居住的 街道攻擊您	discrete	numeric-8.0	1045	74	-
53	q28d	28d.請問您會不會擔心在您 居住的街道中，會發生這 樣的情況有人偷走您的車 內的財物（沒有車的不用作 答）	discrete	numeric-8.0	925	194	-
54	q28e	28e.請問您會不會擔心在您 居住的街道中，會發生這 樣的情況有人破壞或損壞 您的財產	discrete	numeric-8.0	1069	50	-
55	q28f	28f.請問您會不會擔心在您 居住的街道中，會發生這 樣的情況遭受性侵害	discrete	numeric-8.0	1023	96	-
56	q29a	29a.在過去一年中，您認為 以下所描述的活動多常在 您居住的街道中發生有人 在您居住的街道區域上打 架爭吵	discrete	numeric-8.0	936	183	-
57	q29b	29b.在過去一年中，您認為 以下所描述的活動多常在 您居住的街道中發生成群 的孩子一起閒晃	discrete	numeric-8.0	928	191	-
58	q29c	29c.在過去一年中，您認為 以下所描述的活動多常在 您居住的街道中發生有人 公眾飲酒	discrete	numeric-8.0	946	173	-
59	q29d	29d.在過去一年中，您認為 以下所描述的活動多常在	discrete	numeric-8.0	930	189	-

#	Name	Label	Type	Format	Valid	Invalid	Question
		您居住的街道中發生有人在您居住的街道喝醉酒					
60	q29e	29e.在過去一年中，您認為以下所描述的活動多常在您居住的街道中發生有乞丐在乞討	discrete	numeric-8.0	947	172	-
61	q29f	29f.在過去一年中，您認為以下所描述的活動多常在您居住的街道中發生有人在晚上製造噪音	discrete	numeric-8.0	995	124	-
62	q29g	29g.在過去一年中，您認為以下所描述的活動多常在您居住的街道中發生有人在外面賣藥物毒品	discrete	numeric-8.0	821	298	-
63	q29h	29h.在過去一年中，您認為以下所描述的活動多常在您居住的街道中發生有性工作者在街上拉客	discrete	numeric-8.0	868	251	-
64	q30a	30a.請問在您所居住的街道是否有這樣的情況窗戶破掉的建築物	discrete	numeric-8.0	1065	54	-
65	q30b	30b.請問在您所居住的街道是否有這樣的情況牆上有塗鴉	discrete	numeric-8.0	1080	39	-
66	q30c	30c.請問在您所居住的街道是否有這樣的情況很多廢棄的空屋	discrete	numeric-8.0	1075	44	-
67	q30d	30d.請問在您所居住的街道是否有這樣的情況廢棄或是被用木板堵上的建築物	discrete	numeric-8.0	1074	45	-
68	q30e	30e.請問在您所居住的街道是否有這樣的情況廢棄的車輛	discrete	numeric-8.0	1066	53	-
69	q30f	30f.請問在您所居住的街道是否有這樣的情況路上有垃圾以及破碎玻璃	discrete	numeric-8.0	1090	29	-
70	q30g	30g.請問在您所居住的街道是否有這樣的情況沒有足夠的燈光照明設備	discrete	numeric-8.0	1094	25	-
71	q31	31.在過去一年中，您曾經因為住家附近的問題，打電話向警察報案的次數	discrete	numeric-8.0	775	344	-
72	q32	32.在過去一年中，您是否曾經因犯罪事件發生而被害	discrete	numeric-8.0	1100	19	-
73	q33	33.在過去一年中，是否有任何人闖入您家	discrete	numeric-8.0	1100	19	-
74	q34	34.在過去一年中，是否遭受暴力攻擊例如：打架、搶劫，或是肢體上的攻擊	discrete	numeric-8.0	1104	15	-
75	q35	35.在過去一年中，是否有人在您家的陽台、庭院、車庫，或是除了家裡以外的其他地方偷東西	discrete	numeric-8.0	1077	42	-
76	q36	36.您(每天)抽菸的情形如何	discrete	numeric-8.0	1108	11	-

#	Name	Label	Type	Format	Valid	Invalid	Question
77	q37	37.您(每天)抽幾支菸：__支(不抽菸，請填寫0)	discrete	numeric-8.0	1095	24	-
78	q38	38.您(每天)嚼檳榔的情形如何	discrete	numeric-8.0	1107	12	-
79	q39	39.您(每天)嚼幾粒檳榔：__粒(不吃檳榔，請填寫0)	discrete	numeric-8.0	1100	19	-
80	q40	40.您(每天)飲酒的情形如何	discrete	numeric-8.0	1109	10	-
81	q41	41.您(每天)喝酒的量有多少(以飲酒量計算)：__cc	discrete	numeric-2.0	979	140	-
82	q42	42.請問您的教育程度	discrete	numeric-8.0	1106	13	-
83	q43	43.您目前的婚姻狀況	discrete	numeric-2.0	1106	13	-
84	q44	44.您目前的工作狀態是	discrete	numeric-8.0	1087	32	-
85	q45	45.您失業多久了	discrete	numeric-5.2	1062	57	-
86	q46	46.您的工作類型為	discrete	numeric-8.0	1014	105	-
87	q47	47.請問您目前所居住的地方，是一般大眾所認為的城市或鄉村：	discrete	numeric-8.0	1099	20	-
88	q48	48.請問您常不常用「我們這個"社區"」這種字眼來描述自己住的地方	discrete	numeric-8.0	1043	76	-
89	q49	49.您所認為的這個社區有沒有一個大概的地理界線還是範圍	discrete	numeric-8.0	1018	101	-
90	q50	50.請問社區範圍大概包括哪裡	discrete	numeric-8.0	1017	102	-
91	q51	51.您目前住的房子是誰的	discrete	numeric-8.0	1101	18	-
92	q52	52.您全家一個月所有的收入加起來大概有多少	discrete	numeric-8.0	927	192	-
93	q53	53.您的年紀__歲	discrete	numeric-5.0	1088	31	-
94	q54	54.您的性別為	discrete	numeric-8.0	1104	15	-

Group 面訪問卷

Subgroup(s)	居住狀況，社會參與/社會互動，公共空間的使用，安全感，犯罪恐懼感，對犯罪與失序行為的知覺，被害情況，警察的合法性與程序正義，社區健康；藥物與酒精消費情況，犯罪和自我控制，基本資料調查
--------------------	---

Group 居住狀況

#	Name	Label	Type	Format	Valid	Invalid	Question
1	city	居住城市	discrete	numeric-11.0	150	0	-
2	q2a	2a.請問您住在這裡多久了	discrete	numeric-8.2	149	1	-
3	q2b	2b.您目前住的房子是誰的	discrete	numeric-8.0	150	0	-
4	q2c	2c.您目前居住房屋的類型	discrete	numeric-8.0	149	1	-

Group 社會參與/社會互動

#	Name	Label	Type	Format	Valid	Invalid	Question
---	------	-------	------	--------	-------	---------	----------

#	Name	Label	Type	Format	Valid	Invalid	Question
1	q4a	4a.為什麼會選擇住在現在的地址距離學校或工作地點較近	discrete	numeric-8.0	145	5	-
2	q4b	4b.為什麼會選擇住在現在的地址治安比較好	discrete	numeric-8.0	142	8	-
3	q4c	4c.為什麼會選擇住在現在的地址有較好的商店，與公共服務	discrete	numeric-8.0	144	6	-
4	q4d	4d.為什麼會選擇住在現在的地址可遠離毒品藥物	discrete	numeric-8.0	141	9	-
5	q4e	4e.為什麼會選擇住在現在的地址這裡是好學區	discrete	numeric-8.0	144	6	-
6	q4f	4f.為什麼會選擇住在現在的地址這裡的租屋或房屋品質比較好	discrete	numeric-8.0	144	6	-
7	q4g	4g.為什麼會選擇住在現在的地址為了讓孩子遠離不良朋友的影響	discrete	numeric-8.0	143	7	-
8	q4h	4h.為什麼會選擇住在現在的地址為了住在比較安全的社區	discrete	numeric-8.0	145	5	-
9	q4i	4i.為什麼會選擇住在現在的地址為了住在比較少外籍勞工活動的地方	discrete	numeric-8.0	142	8	-
10	q5	5.在搬到目前居住的地址以前，您住在哪裡	discrete	numeric-8.0	148	2	-
11	q6a	6a.鄰居之間會互相幫忙	discrete	numeric-8.0	147	3	-
12	q6b	6b.鄰居之間會關心注意彼此	discrete	numeric-8.0	148	2	-
13	q6c	6c.整體來說，您相信您的鄰居	discrete	numeric-8.0	148	2	-
14	q6d	6d.鄰居之間相處狀況不佳	discrete	numeric-8.0	149	1	-
15	q6e	6e.鄰居之間沒有共同的價值觀	discrete	numeric-8.0	127	23	-
16	q6f	6f.鄰居之間通常不會講話聊天	discrete	numeric-8.0	149	1	-
17	q6g	6g.鄰居居住在這裡的時間都不長	discrete	numeric-8.0	147	3	-
18	q7a	7a.您居住街道附近的房子及庭院髒亂	discrete	numeric-8.0	149	1	-
19	a7b	7b.您居住街道附近的房子看起來很老舊	discrete	numeric-8.0	150	0	-
20	q7c	7c.您居住街道附近的遊樂場所多，如網咖、撞球場等，或常有人打架	discrete	numeric-8.0	147	3	-
21	q7d	7d.您居住街道附近有外籍勞工聚集	discrete	numeric-8.0	147	3	-
22	q7e	7e.您居住街道附近有遊民聚集	discrete	numeric-8.0	150	0	-
23	q7f	7f.住在您居住街道附近的許多成年人都沒有工作	discrete	numeric-8.0	133	17	-

#	Name	Label	Type	Format	Valid	Invalid	Question
24	q7g	7g.請問您覺得街道居民的教育程度如何，1最低4最高分	discrete	numeric-8.0	132	18	-
25	q7h	7h.您居住的街道環境很清幽	discrete	numeric-8.0	149	1	-
26	q7i	7i.您居住的街道適合小孩成長	discrete	numeric-8.0	144	6	-
27	q8a	8a.如果有小孩翹課，並且在您居住的街道上閒晃，鄰居協助處理的可能性	discrete	numeric-8.0	135	15	-
28	q8b	8b.如果有一群小孩在建築物上塗鴉，鄰居協助處理的可能性	discrete	numeric-8.0	136	14	-
29	q8c	8c.如果青少年對長輩表現出不禮貌的行為，鄰居協助處理的可能性	discrete	numeric-8.0	131	19	-
30	q8d	8d.如果在您的家門口發生打架爭吵事件，鄰居協助處理的可能性	discrete	numeric-8.0	138	12	-
31	q8e	8e.如果有小孩刮傷或破壞路邊停放的车子/摩托車，鄰居協助處理的可能性	discrete	numeric-8.0	139	11	-
32	q9a	9a.與造成居住街道困擾的人或團體進行溝通	discrete	numeric-8.0	147	3	-
33	q9b	9b.參與社區、里民大會	discrete	numeric-8.0	149	1	-
34	q9c	9c.請教地方長輩如何改善鄰里問題	discrete	numeric-8.0	145	5	-
35	q9d	9d.與鄰居聚在一起處理鄰里問題或共同促進鄰里發展	discrete	numeric-8.0	149	1	-
36	q9e	9e.為鄰里問題向民代陳情	discrete	numeric-8.0	149	1	-
37	q9f	9f.曾經擔任鄰里守望相助人員或協助辦理鄰里活動	discrete	numeric-8.0	148	2	-

Group 公共空間的使用

#	Name	Label	Type	Format	Valid	Invalid	Question
1	q10	10.除了村里長之外，您居住的地方或附近，是否還設有其他組織來協助處理當地公共事務，如管理委員會、社區委員會、自治會等其他組織來協助處理當地公共事務	discrete	numeric-8.0	138	12	-
2	q11	11.若您回答是，請問這個組織是	discrete	character-24	32	0	-
3	q12	12.這個組織所服務的住戶範圍是以下哪種情況	discrete	numeric-8.0	147	3	-
4	q13	13.您過去一年有繳交費用給這個組織嗎	discrete	numeric-8.0	149	1	-
5	q14	14.您過去一年有參與過這個組織的活動嗎	discrete	numeric-8.0	148	2	-

#	Name	Label	Type	Format	Valid	Invalid	Question
6	q15	15.您會擔任這個組織的幹部嗎	discrete	numeric-8.0	149	1	-
7	q16	16.這個組織對您居住一代附近的環境有助益嗎	discrete	numeric-8.0	147	3	-
8	q17	17.您是否願意以繳交會費、捐款、擔任幹部、擔任義工，以及積極參與組織活動等方式來支持這個組織	discrete	numeric-8.0	149	1	-
9	q18	18.若您的回答為是，請問您是願意以哪種方式來支持組織	discrete	character-24	24	0	-
10	q19	19.您知道鄰居的任何一人叫什麼名字嗎	discrete	numeric-8.0	149	1	-
11	q20	20.在您的鄰居之中，大概有多少人是彼此互相認識的	discrete	numeric-8.0	150	0	-
12	q21	21.是否有任何親近的親戚或好朋友與您住在同一條街道上	discrete	numeric-8.0	149	1	-
13	q22	22.同一條街道上，您認為有多少位鄰居可算是您的朋友	discrete	numeric-8.0	146	4	-
14	q23	23.您平常會不會和鄰居聊天	discrete	numeric-8.0	150	0	-
15	q24	24.您平常會不會去鄰居家作客或談天	discrete	numeric-8.0	150	0	-
16	q25	25.您平常會不會和鄰居互相幫忙	discrete	numeric-8.0	150	0	-
17	q26	26.您曾經向鄰居借過工具，或是會與鄰居互相分享食物	discrete	numeric-8.0	150	0	-
18	q27	27.您是否能夠容易的分辨出誰是當地居民，或是陌生人	discrete	numeric-8.0	150	0	-
19	q28	28.您平常出門是使用什麼交通工具前往工作、讀書或逛街等地方	discrete	numeric-8.0	149	1	-
20	q29	29.在您所居住的街道，常不常見鄰居之間一起聊天、看書、吃飯、散步等	discrete	numeric-8.0	148	2	-
21	q30	30.在您所居住的街道，常不常見大人陪小孩一起玩，或是教導孩子功課的情形	discrete	numeric-8.0	145	5	-
22	q31	31.在您所居住的街道，常不常見鄰居不在家時，互相照顧對方的家的情形	discrete	numeric-8.0	145	5	-
23	q32	32.對您而言，感覺自己是屬於所居住街道附近的一份子重不重要	discrete	numeric-8.0	145	5	-
24	q33	33.您平常會不會花時間去注意您居住街道這一帶發生的一些事情	discrete	numeric-8.0	150	0	-

#	Name	Label	Type	Format	Valid	Invalid	Question
25	q34	34.您對您所居住的街道有親切的感覺嗎	discrete	numeric-8.0	150	0	-
26	q35	35.如果經濟能力許可，您會想要搬離目前居住的街道	discrete	numeric-8.0	147	3	-
27	q36	36.如果您要搬離目前所居住的街道，您會感到如何	discrete	numeric-8.0	124	26	-
28	q37	37.整體來說，您滿不滿意目前居住的街道	discrete	numeric-8.0	150	0	-

Group 安全感

#	Name	Label	Type	Format	Valid	Invalid	Question
1	q38a	38a.在您所居住的街道，小孩在外面玩耍是安全的	discrete	numeric-8.0	147	3	-
2	q38b	38b.在您所居住的街道，夜晚在路上行走是安全的	discrete	numeric-8.0	146	4	-
3	q38c	38c.在您所居住的街道，居民會害怕受到攻擊	discrete	numeric-8.0	146	4	-
4	q38d	38d.在您所居住的街道，居民會擔心有人會闖入家中	discrete	numeric-8.0	147	3	-
5	q38e	38e.在您所居住的街道，白天一個人外出是安全的	discrete	numeric-8.0	149	1	-
6	q38f	38f.在您所居住的街道，居民會擔心毒品問題	discrete	numeric-8.0	140	10	-
7	q38g	38g.大部分的人認為您所居住的街道越來越危險	discrete	numeric-8.0	146	4	-

Group 犯罪恐懼感

#	Name	Label	Type	Format	Valid	Invalid	Question
1	q39a	39a.請問您會不會擔心在您居住的街道中，會發生這樣的情況有人闖入您家	discrete	numeric-8.0	150	0	-
2	q39b	39b.請問您會不會擔心在您居住的街道中，會發生這樣的情況有人威脅要搶走您的錢或是財產	discrete	numeric-8.0	149	1	-
3	q39c	39c.請問您會不會擔心在您居住的街道中，會發生這樣的情況有人在您居住的街道攻擊您	discrete	numeric-8.0	149	1	-
4	q39d	39d.請問您會不會擔心在您居住的街道中，會發生這樣的情況有人偷走您的車內的財物（沒有車的不用作答）	discrete	numeric-8.0	147	3	-
5	q39e	39e.請問您會不會擔心在您居住的街道中，會發生這樣的情況有人破壞或損壞您的財產	discrete	numeric-8.0	150	0	-
6	q39f	39f.請問您會不會擔心在您居住的街道中，會發生這樣的情況遭受性侵害	discrete	numeric-8.0	149	1	-

Group 對犯罪與失序行為的知覺							
#	Name	Label	Type	Format	Valid	Invalid	Question
1	q40a	40a.多常會在您居住的街道中發生有人在您居住的街道區域上爭吵打架	discrete	numeric-8.0	149	1	-
2	q40b	40b.多常會在您居住的街道中發生成群的孩子一起閒晃	discrete	numeric-8.0	150	0	-
3	q40c	40c.多常會在您居住的街道中發生有人公眾飲酒	discrete	numeric-8.0	149	1	-
4	q40d	40d.多常會在您居住的街道中發生有人在您居住的街道喝醉酒	discrete	numeric-8.0	150	0	-
5	q40e	40e.多常會在您居住的街道中發生有乞丐在乞討	discrete	numeric-8.0	149	1	-
6	q40f	40f.多常會在您居住的街道中發生有人在晚上製造噪音	discrete	numeric-8.0	150	0	-
7	q40g	40g.多常會在您居住的街道中發生有人在外面賣藥物毒品	discrete	numeric-8.0	147	3	-
8	q40h	40h.多常會在您居住的街道中發生有性工作者在街上拉客	discrete	numeric-8.0	149	1	-
9	q41a	41a.您所居住的街道，是否有以下描述的情況窗戶破掉的建築物	discrete	numeric-8.0	143	7	-
10	q41b	41b.您所居住的街道，是否有以下描述的情況牆上有塗鴉	discrete	numeric-8.0	149	1	-
11	q41c	41c.您所居住的街道，是否有以下描述的情況很多廢棄的空屋	discrete	numeric-8.0	149	1	-
12	q41d	41d.您所居住的街道，是否有以下描述的情況廢棄或是被用木板堵上的建築物	discrete	numeric-8.0	148	2	-
13	q41e	41e.您所居住的街道，是否有以下描述的情況廢棄的車輛	discrete	numeric-8.0	147	3	-
14	q41f	41f.您所居住的街道，是否有以下描述的情況路上有垃圾以及破碎玻璃	discrete	numeric-8.0	150	0	-
15	q41g	41g.您所居住的街道，是否有以下描述的情況街道燈光昏暗	discrete	numeric-8.0	150	0	-

Group 被害情況							
#	Name	Label	Type	Format	Valid	Invalid	Question
1	q42	42.在過去一年中，您曾經因為住家附近的問題，打電話向警察報案的次數	discrete	numeric-8.0	150	0	-
2	q43	43.在過去一年中，您是否曾經因犯罪事件發生而被害	discrete	numeric-8.0	150	0	-

#	Name	Label	Type	Format	Valid	Invalid	Question
3	q44	44.在您居住的街道中，這樣的犯罪事件發生過幾次	discrete	numeric-8.0	150	0	-
4	q45	45.在過去一年中，是否有任何人闖入您家	discrete	numeric-8.0	150	0	-
5	q46	46.有人闖入您家，這樣的犯罪事件發生過幾次	discrete	numeric-8.0	150	0	-
6	q47	47.上一次有人闖入您家時，您是否有報警處理	discrete	numeric-8.0	150	0	-
7	q48	48.在過去一年中，是否遭受暴力攻擊例如：打架、搶劫，或是肢體上的攻擊	discrete	numeric-8.0	150	0	-
8	q49	49.遭受暴力攻擊，這樣的犯罪事件發生過幾次	discrete	numeric-8.0	150	0	-
9	q50	50.上一次受到暴力攻擊時，您是否有報警處理	discrete	numeric-8.0	150	0	-
10	q51	51.上一次受到暴力攻擊時，攻擊您的人是否有使用武器	discrete	numeric-8.0	150	0	-
11	q52	52.您是否有因受到暴力攻擊受傷	discrete	numeric-8.0	150	0	-
12	q53	53.您是否有因受到暴力攻擊就醫或是進急診室	discrete	numeric-8.0	150	0	-
13	q54	54.暴力攻擊您的人是	discrete	numeric-8.0	149	1	-
14	q55	55.這個攻擊事件是在哪裡發生	discrete	numeric-8.0	150	0	-
15	q56	56.在過去一年中，是否有人在您家的陽台、庭院、車庫，或住家外面的其他地方偷東西	discrete	numeric-8.0	150	0	-
16	q57	57.有人在您家的陽台、庭院、車庫，或住家外面的其他地方偷東西，這樣的犯罪事件發生過幾次	discrete	numeric-8.0	149	1	-
17	q58	58.上一次發現，有人在您家的陽台、庭院、車庫，或住家外面的其他地方偷東西，您是否有報警處理	discrete	numeric-8.0	150	0	-

Group 警察的合法性與程序正義

#	Name	Label	Type	Format	Valid	Invalid	Question
1	q59	59.您是否有看過警察在您居住的街道中巡邏	discrete	numeric-8.0	143	7	-
2	q60	60.平均一天當中，您會看到幾台警車經過您居住的街道	discrete	numeric-8.0	137	13	-
3	q61a	61a.是否同意以下法律描述無論如何，遵守法律是現代公民的義務	discrete	numeric-8.0	147	3	-
4	q61b	61b.是否同意以下法律描述只要是法律，都應該遵守	discrete	numeric-8.0	146	4	-

#	Name	Label	Type	Format	Valid	Invalid	Question
5	q61c	61c.是否同意以下法律描述 法律是維持社會公平和正義的，所以人人要守法	discrete	numeric-8.0	147	3	-
6	q61d	61d.是否同意以下法律描述 違反法律後，很難再繼續保有自尊	discrete	numeric-8.0	137	13	-
7	q61e	61e.是否同意以下法律描述 對某些人來說，根本就沒有遵守法律的理由	discrete	numeric-8.0	140	10	-
8	q61f	61f.是否同意以下法律描述 如果違反法律沒有後果，人們就不會遵守法律	discrete	numeric-8.0	142	8	-
9	q61g	61g.是否同意以下法律描述 當警察執行公權力時，無論如何都應該完全配合遵守	discrete	numeric-8.0	146	4	-
10	q62a	62a.是否同意關於您居住街道的轄區警察的描述警察在犯罪預防方面做得很好	discrete	numeric-8.0	117	33	-
11	q62b	62b.是否同意關於您居住街道的轄區警察的描述警察對待民眾是公平的	discrete	numeric-8.0	124	26	-
12	q62c	62c.是否同意關於您居住街道的轄區警察的描述警察在控制毒品活動方面做得很好	discrete	numeric-8.0	77	73	-
13	q62d	62d.是否同意關於您居住街道的轄區警察的描述警察很關心您居住街道中的問題	discrete	numeric-8.0	120	30	-
14	q62e	62e.是否同意關於您居住街道的轄區警察的描述警察在執行交通法規方面做得很好	discrete	numeric-8.0	130	20	-
15	q62f	62f.是否同意關於您居住街道的轄區警察的描述一般而言，警察是尊重民眾的	discrete	numeric-8.0	136	14	-
16	q63	63.您是否曾經投訴或抱怨過警察	discrete	numeric-8.0	150	0	-
17	q64	64.您上次投訴警察時，是否居住在本街道	discrete	numeric-8.0	150	0	-

Group 社區健康；藥物與酒精消費情況

#	Name	Label	Type	Format	Valid	Invalid	Question
1	q65	65.整體來說，您覺得您的身體狀況好不好	discrete	numeric-8.0	146	4	-
2	q66	66.和一年前相比，您覺得自己的身體狀況好不好	discrete	numeric-8.0	146	4	-
3	q67	67.您一個禮拜會出門散步幾次(如果次數是0，跳答第69題)	discrete	numeric-8.0	140	10	-
4	q68	68.您通常走的距離多遠	discrete	numeric-8.1	138	12	-
5	q69	69.除了散步之外，您一個禮拜通常會做幾次運動	discrete	numeric-8.0	144	6	-

#	Name	Label	Type	Format	Valid	Invalid	Question
6	q70	70.您曾經抽菸嗎	discrete	numeric-8.0	144	6	-
7	q71	71.您現在還有抽菸嗎	discrete	numeric-8.0	144	6	-
8	q72	72.您平均一個月大概有幾天會喝酒(如果次數是0, 跳答第74題)	discrete	numeric-8.0	144	6	-
9	q73	73.在您有喝酒時, 您大概會喝多少酒(杯/瓶)	discrete	numeric-8.0	142	8	-
10	q74	74.在過去一年中, 請問您有過多少位性伴侶(如果次數是0, 跳答第76題)	discrete	numeric-8.0	113	37	-
11	q75	75.您在性行為的過程中是否有使用保險套	discrete	numeric-8.0	89	61	-
12	q76	76.請問您目前的視力狀況如何	discrete	numeric-8.0	143	7	-
13	q77	77.請問您目前的聽力狀況如何	discrete	numeric-8.0	143	7	-
14	q78	78.您的健康情形, 是否會影響到這些活動的進行洗澡或是自己穿衣服	discrete	numeric-8.0	146	4	-
15	q79	79.您的健康情形, 是否會影響到這些活動的進行彎腰或跪下	discrete	numeric-8.0	146	4	-
16	q80	80.您的健康情形, 是否會影響到這些活動的進行掃地, 洗碗, 倒垃圾等其他輕鬆工作	discrete	numeric-8.0	145	5	-
17	q81	81.您的健康情形, 是否會影響到這些活動的進行搬日常生活用品	discrete	numeric-8.0	146	4	-
18	q82	82.您的健康情形, 是否會影響到這些活動的進行拿起或攜帶10公斤的東西	discrete	numeric-8.0	146	4	-
19	q83	83.您的健康情形, 是否會影響到這些活動的進行爬一層樓梯	discrete	numeric-8.0	146	4	-
20	q84	84.您的健康情形, 是否會影響到這些活動的進行爬很多層樓梯	discrete	numeric-8.0	146	4	-
21	q85	85.您的健康情形, 是否會影響到這些活動的進行短距離跑步(20-30公尺)	discrete	numeric-8.0	145	5	-
22	q86	86.您的健康情形, 是否會影響到這些活動的進行走完200至300公尺	discrete	numeric-8.0	146	4	-
23	q87	87.您的健康情形, 是否會影響到這些活動的進行走超過一公里	discrete	numeric-8.0	146	4	-
24	q88	88.在過去一個月中, 您的身體或心理健康問題, 有沒有影響您與家人、朋友的一般社交活動	discrete	numeric-8.0	144	6	-
25	q89	89.在過去一個月中, 您的身體或心理健康問題, 有沒有影響您的日常工作	discrete	numeric-8.0	144	6	-

#	Name	Label	Type	Format	Valid	Invalid	Question
26	q90	90.您似乎比一般人更容易生病	discrete	numeric-8.0	142	8	-
27	q91	91.您常常感覺很疲憊	discrete	numeric-8.0	141	9	-
28	q92	92.您覺得您的健康狀況越來越不好	discrete	numeric-8.0	141	9	-
29	q93	93.您的健康狀況非常良好	discrete	numeric-8.0	142	8	-
30	q94	94.您是否有任何的健康保險，包含全民健保	discrete	numeric-8.0	149	1	-
31	q95	95.除了全民健保，請問您有加入哪一種健康保險	discrete	numeric-8.0	144	6	-
32	q96	96.在過去一年中，您是否因為生病或是受傷去醫院	discrete	numeric-8.0	146	4	-
33	q97	97.請問距離您上次去醫院檢查的時間有多久了	discrete	numeric-8.2	129	21	-
34	q98a	98a.您的醫生盡可能給您最好的醫療照顧	discrete	numeric-8.0	143	7	-
35	q98b	98b.您相信當地的醫院能提供給您最好的醫療照顧	discrete	numeric-8.0	143	7	-
36	q98c	98c.您相信您的醫生將您的健康擺在第一位	discrete	numeric-8.0	138	12	-
37	q98d	98d.您覺得您有良好的醫療資源管道	discrete	numeric-8.0	148	2	-
38	q99a	99a.是否被診斷出有以下的身體問題高血壓	discrete	numeric-8.0	148	2	-
39	q99b	99b.被診斷出高血壓的時間有多久	discrete	numeric-8.1	148	2	-
40	q100a	100a.是否被診斷出有以下的身體問題糖尿病	discrete	numeric-8.0	148	2	-
41	q100b	100b.被診斷出糖尿病的時間有多久	discrete	numeric-2.0	148	2	-
42	q101a	101a.是否被診斷出有以下的身體問題心臟病	discrete	numeric-8.0	148	2	-
43	q101b	101b.被診斷出心臟病的時間有多久	discrete	numeric-8.1	148	2	-
44	q102a	102a.是否被診斷出有以下的身體問題中風或小中風	discrete	numeric-8.0	148	2	-
45	q102b	102b.被診斷出中風或小中風的時間有多久	discrete	numeric-8.1	148	2	-
46	q103a	103a.是否被診斷出有以下的身體問題癌症	discrete	numeric-8.0	148	2	-
47	q103b	103b.被診斷出癌症的時間有多久	discrete	numeric-2.0	148	2	-
48	q104a	104a.是否被診斷出有以下的身體問題慢性支氣管炎、肺氣腫或慢性阻塞性肺病	discrete	numeric-8.0	148	2	-
49	q104b	104b.被診斷出慢性支氣管炎、肺氣腫或慢性阻塞性肺病的時間有多久	discrete	numeric-2.0	148	2	-
50	q105a	105a.是否被診斷出有以下的身體問題氣喘	discrete	numeric-8.0	148	2	-

#	Name	Label	Type	Format	Valid	Invalid	Question
51	q105b	105b.被診斷出氣喘的時間有多久	discrete	numeric-2.0	148	2	-
52	q106a	106a.是否被診斷出有以下的身體問題關節炎或風濕症	discrete	numeric-8.0	148	2	-
53	q106b	106b.被診斷出關節炎或風濕症的時間有多久	discrete	numeric-2.0	148	2	-
54	q107a	107a.是否被診斷出有以下的身體問題肝膽疾病	discrete	numeric-8.0	148	2	-
55	q107b	107b.被診斷出肝膽疾病的時間有多久	discrete	numeric-2.0	148	2	-
56	q108a	108a.是否被診斷出有以下的身體問題髖骨骨折	discrete	numeric-8.0	148	2	-
57	q108b	108b.被診斷出髖骨骨折的時間有多久	discrete	numeric-2.0	148	2	-
58	q109a	109a.是否被診斷出有以下的身體問題白內障	discrete	numeric-8.0	148	2	-
59	q109b	109b.被診斷出白內障的時間有多久	discrete	numeric-2.0	148	2	-
60	q110a	110a.是否被診斷出有以下的身體問題青光眼	discrete	numeric-8.0	148	2	-
61	q110b	110b.被診斷出青光眼的時間有多久	discrete	numeric-2.0	148	2	-
62	q111a	111a.是否被診斷出有以下的身體問題腎臟疾病(包含結石)	discrete	numeric-8.0	148	2	-
63	q111b	111b.被診斷出腎臟疾病(包含結石)的時間有多久	discrete	numeric-2.0	147	3	-
64	q112a	112a.是否被診斷出有以下的身體問題痛風	discrete	numeric-8.0	148	2	-
65	q112b	112b.被診斷出痛風的時間有多久	discrete	numeric-2.0	148	2	-
66	q113a	113a.是否被診斷出有以下的身體問題高血脂	discrete	numeric-8.0	148	2	-
67	q113b	113b.被診斷出高血脂的時間有多久	discrete	numeric-8.1	148	2	-
68	q114	114.在過去一年中，您是否被診斷出患有性傳染病例如：淋病、梅毒	discrete	numeric-8.0	148	2	-
69	q115	115.在過去一年中，您是否有服用過什麼藥品(如果沒有，請跳答117題)	discrete	numeric-8.0	148	2	-
70	q116	116.您都是服用什麼藥品	discrete	numeric-8.0	148	2	-
71	q117	117.您是否有做過傳染病檢查	discrete	numeric-8.0	146	4	-
72	q118	118.您傳染病檢查的檢查結果為	discrete	numeric-8.0	147	3	-
73	q119	119.您是否曾經因為施用毒品/藥物感染上傳染病	discrete	numeric-8.0	147	3	-
74	q120	120.在您的生活中，是否曾經經歷過任何創傷事件例	discrete	numeric-8.0	146	4	-

#	Name	Label	Type	Format	Valid	Invalid	Question
		如虐待、暴力行為，或是其他嚴重的事件					
75	q121a	121a.為了避免回想起這個經歷，而遠離某些特定的人群、地方或是任何活動	discrete	numeric-8.0	145	5	-
76	q121b	121b.對於曾經喜歡，或是覺得重要的活動喪失興趣	discrete	numeric-8.0	145	5	-
77	q121c	121c.覺得被其他人孤立、格格不入	discrete	numeric-8.0	145	5	-
78	q121d	121d.覺得很難對他人產生愛的感覺	discrete	numeric-8.0	145	5	-
79	q121e	121e.對於未來沒有任何目標	discrete	numeric-8.0	145	5	-
80	q121f	121f.有失眠的問題	discrete	numeric-8.0	145	5	-
81	q121g	121g.變得神經質，或是容易受到噪音的驚嚇	discrete	numeric-8.0	144	6	-
82	q122a	122a.您沒有興趣去做任何事情	discrete	numeric-8.0	143	7	-
83	q122b	122b.您覺得沮喪、憂鬱、沒有希望	discrete	numeric-8.0	143	7	-
84	q122c	122c.您有失眠，或是睡太多的問題	discrete	numeric-8.0	143	7	-
85	q122d	122d.您覺得疲累，或是毫無活力	discrete	numeric-8.0	143	7	-
86	q122e	122e.您的胃口不好，或是有暴飲暴食的問題	discrete	numeric-8.0	142	8	-
87	q122f	122f.您覺得自己很糟糕、很失敗	discrete	numeric-8.0	143	7	-
88	q122g	122g.您有集中注意力的困難，例如無法專心看書，或是看電視	discrete	numeric-8.0	143	7	-
89	q122h	122h.您因為講話、行動比較緩慢，或是比平常過於躁動不安，而引起他人的注意	discrete	numeric-8.0	143	7	-
90	q122i	122i.您曾有過想要自殺，或是傷害自己的念頭	discrete	numeric-8.0	143	7	-
91	q123	123.居住在目前地址的這段時間，您是否曾經因為心理健康問題，如精神、情緒或心理問題，而找過專業人士幫助	discrete	numeric-8.0	143	7	-
92	q124	124.請問您目前居住的環境，是否對您的健康問題造成影響	discrete	numeric-8.0	142	8	-
93	q125a	125a.您是否有使用過大麻	discrete	numeric-8.0	150	0	-
94	q126a	126a.您第一次使用大麻是幾歲	discrete	numeric-8.0	150	0	-
95	q127a	127a.在過去一年中，您是否使用過大麻(如果沒有請跳答第129題)	discrete	numeric-8.0	150	0	-
96	q128a	128a.在過去一個月中，您使用大麻的天數	discrete	numeric-8.0	150	0	-

#	Name	Label	Type	Format	Valid	Invalid	Question
97	q129a	129a.在過去一年中，您是否覺得自己需要，或是依賴大麻	discrete	numeric-8.0	150	0	-
98	q130a	130a.在過去一年中，您是否對大麻成癮	discrete	numeric-8.0	150	0	-
99	q125b	125b.您是否有非法使用處方藥	discrete	numeric-8.0	150	0	-
100	q126b	126b.您第一次非法使用處方藥是幾歲	discrete	numeric-8.0	150	0	-
101	q127b	127b.在過去一年，您是否非法使用處方藥(如果沒有請跳答第129題)	discrete	numeric-8.0	150	0	-
102	q128b	128b.在過去一個月中，您非法使用處方藥的天數	discrete	numeric-8.0	150	0	-
103	q129b	129b.在過去一年中，您是否覺得自己需要，或是依賴非法使用處方藥	discrete	numeric-8.0	150	0	-
104	q130b	130b.在過去一年中，您是否對非法使用處方藥成癮	discrete	numeric-8.0	150	0	-
105	q125c	125c.您是否使用過K他命	discrete	numeric-8.0	150	0	-
106	q126c	126c.您第一次使用K他命是幾歲	discrete	numeric-8.0	150	0	-
107	q127c	127c.在過去一年，您是否使用過K他命(如果沒有請跳答第129題)	discrete	numeric-8.0	150	0	-
108	q128c	128c.在過去一個月中，您使用K命命的天數	discrete	numeric-8.0	150	0	-
109	q129c	129c.在過去一年中，您是否覺得自己需要，或是依賴K他命	discrete	numeric-8.0	150	0	-
110	q130c	130c.在過去一年中，您是否對K他命成癮	discrete	numeric-8.0	150	0	-
111	q125d	125d.您是否有使用過鎮靜劑	discrete	numeric-8.0	150	0	-
112	q126d	126d.您第一次使用鎮靜劑是幾歲	discrete	numeric-8.0	150	0	-
113	q127d	127d.在過去一年中，您是否有使用過鎮靜劑(如果沒有請跳答第129題)	discrete	numeric-8.0	150	0	-
114	q128d	128d.在過去一個月中，您使用鎮靜劑的天數	discrete	numeric-8.0	150	0	-
115	q129d	129d.在過去一年中，您是否覺得自己需要，或是依賴鎮靜劑	discrete	numeric-8.0	150	0	-
116	q130d	130d.在過去一年中，您是否對鎮靜劑成癮	discrete	numeric-8.0	150	0	-
117	q125e	125e.您是否有使用過搖頭丸	discrete	numeric-8.0	149	1	-
118	q126e	126e.您第一次使用搖頭丸是幾歲	discrete	numeric-8.0	150	0	-
119	q127e	127e.在過去一年中，您是否有使用過搖頭丸(如果沒有請跳答第129題)	discrete	numeric-8.0	150	0	-

#	Name	Label	Type	Format	Valid	Invalid	Question
120	q128e	128e.在過去一個月中，您使用搖頭丸的天數	discrete	numeric-8.0	150	0	-
121	q129e	129e.在過去一年中，您是否覺得自己需要，或是依賴搖頭丸劑	discrete	numeric-8.0	150	0	-
122	q130e	130e.在過去一年中，您是否對搖頭丸成癮	discrete	numeric-8.0	150	0	-
123	q125f	125f.您是否有使用過安非他命	discrete	numeric-8.0	150	0	-
124	q126f	126f.您第一次使用安非他命是幾歲	discrete	numeric-8.0	150	0	-
125	q127f	127f.在過去一年中，您是否有使用過安非他命(如果沒有請跳答第129題)	discrete	numeric-8.0	150	0	-
126	q128f	128f.在過去一個月中，您使用安非他命的天數	discrete	numeric-8.0	150	0	-
127	q129f	129f.在過去一年中，您是否覺得自己需要，或是依賴安非他命	discrete	numeric-8.0	150	0	-
128	q130f	130f.在過去一年中，您是否對安非他命成癮	discrete	numeric-8.0	150	0	-
129	q125g	125g.您是否有使用過海洛因	discrete	numeric-8.0	150	0	-
130	q126g	126g.您第一次使用海洛因是幾歲	discrete	numeric-8.0	150	0	-
131	q127g	127g.在過去一年中，您是否有使用過海洛因(如果沒有請跳答第129題)	discrete	numeric-8.0	150	0	-
132	q128g	128g.在過去一個月中，您使用海洛因的天數	discrete	numeric-8.0	150	0	-
133	q129g	129g.在過去一年中，您是否覺得自己需要，或是依賴海洛因	discrete	numeric-8.0	150	0	-
134	q130g	130g.在過去一年中，您是否對海洛因成癮	discrete	numeric-8.0	150	0	-
135	q125h	125h.您是否有使用過吸入劑(如:強力膠、有機溶劑、笑氣)	discrete	numeric-8.0	150	0	-
136	q126h	126h.您第一次使用吸入劑(如:強力膠、有機溶劑、笑氣)是幾歲	discrete	numeric-8.0	150	0	-
137	q127h	127h.在過去一年中，您是否有使用過吸入劑(如:強力膠、有機溶劑、笑氣)(如果沒有請跳答第129題)	discrete	numeric-8.0	150	0	-
138	q128h	128h.在過去一個月中，您使用吸入劑(如:強力膠、有機溶劑、笑氣)的天數	discrete	numeric-8.0	150	0	-
139	q129h	129h.在過去一年中，您是否覺得自己需要，或是依賴吸入劑(如:強力膠、有機溶劑、笑氣)	discrete	numeric-8.0	150	0	-

#	Name	Label	Type	Format	Valid	Invalid	Question
140	q130h	130h.在過去一年中，您是否對吸入劑(如:強力膠、有機溶劑、笑氣)成癮	discrete	numeric-8.0	150	0	-
141	q125i	125i.您是否有使用過其他迷幻藥(如:PCP、蘑菇、LSD)	discrete	numeric-8.0	150	0	-
142	q126i	126i.您第一次使用其他迷幻藥(如:PCP、蘑菇、LSD)是幾歲	discrete	numeric-8.0	150	0	-
143	q127i	127i.在過去一年中，您是否有使用過其他迷幻藥(如:PCP、蘑菇、LSD)(如果沒有請跳答第129題)	discrete	numeric-8.0	150	0	-
144	q128i	128i.在過去一個月中，您使用其他迷幻藥(如:PCP、蘑菇、LSD)的天數	discrete	numeric-8.0	150	0	-
145	q129i	129i.在過去一年中，您是否覺得自己需要，或是依賴其他迷幻藥(如:PCP、蘑菇、LSD)	discrete	numeric-8.0	150	0	-
146	q130i	130i.在過去一年中，您是否對其他迷幻藥(如:PCP、蘑菇、LSD)成癮	discrete	numeric-8.0	150	0	-
147	q131a	131a.您是否覺得能在您居住的街道中，買到大麻	discrete	numeric-8.0	150	0	-
148	q132a	132a.您是否覺得，在您居住的街道中有販賣大麻的問題	discrete	numeric-8.0	150	0	-
149	q133a	133a.標準一到十，您認為販賣大麻的嚴重程度為何	discrete	numeric-8.0	150	0	-
150	q134a	134a.您是否覺得，在您居住的街道中，居民有使用大麻的問題	discrete	numeric-8.0	150	0	-
151	q135a	135a.標準一到十，您認為居民使用大麻的嚴重程度為何	discrete	numeric-8.0	150	0	-
152	q131b	131b.您是否覺得能在您居住的街道中，買到非法處方藥	discrete	numeric-8.0	150	0	-
153	q132b	132b.您是否覺得，在您居住的街道中有違法販賣處方藥的問題	discrete	numeric-8.0	150	0	-
154	q133b	133b.標準一到十，您認為違法販賣處方藥的嚴重程度為何	discrete	numeric-8.0	150	0	-
155	q134b	134b.您是否覺得，在您居住的街道中，居民有非法使用處方藥的問題	discrete	numeric-8.0	150	0	-
156	q135b	135b.標準一到十，您認為居民非法使用處方藥的嚴重程度為何	discrete	numeric-8.0	150	0	-
157	q131c	131c.您是否覺得能在您居住的街道中，買到鎮靜劑(如:紅中、青發、FM2)	discrete	numeric-8.0	150	0	-
158	q132c	132c.您是否覺得，在您居住的街道中有販賣鎮靜劑	discrete	numeric-8.0	150	0	-

#	Name	Label	Type	Format	Valid	Invalid	Question
		(如:紅中、青發、FM2)的問題					
159	q133c	133c.標準一到十, 您認為販賣鎮靜劑(如:紅中、青發、FM2)的嚴重程度為何	discrete	numeric-8.0	150	0	-
160	q134c	134c.您是否覺得, 在您居住的街道中, 居民有使用鎮靜劑(如:紅中、青發、FM2)的問題	discrete	numeric-8.0	150	0	-
161	q135c	135c.標準一到十, 您認為居民使用鎮靜劑(如:紅中、青發、FM2)的嚴重程度為何	discrete	numeric-8.0	150	0	-
162	q131d	131d.您是否覺得能在您居住的街道中, 買到搖頭丸	discrete	numeric-8.0	150	0	-
163	q132d	132d.您是否覺得, 在您居住的街道中有販賣搖頭丸的問題	discrete	numeric-8.0	150	0	-
164	q133d	133d.標準一到十, 您認為販賣搖頭丸的嚴重程度為何	discrete	numeric-8.0	150	0	-
165	q134d	134d.您是否覺得, 在您居住的街道中, 居民有使用搖頭丸的問題	discrete	numeric-8.0	150	0	-
166	q135d	135d.標準一到十, 您認為居民使用搖頭丸的嚴重程度為何	discrete	numeric-8.0	150	0	-
167	q131e	131e.您是否覺得能在您居住的街道中, 買到K他命	discrete	numeric-8.0	150	0	-
168	q132e	132e.您是否覺得, 在您居住的街道中有販賣K他命的問題	discrete	numeric-8.0	150	0	-
169	q133e	133e.標準一到十, 您認為販賣K他命的嚴重程度為何	discrete	numeric-8.0	150	0	-
170	q134e	134e.您是否覺得, 在您居住的街道中, 居民有使用K他命的問題	discrete	numeric-8.0	150	0	-
171	q135e	135e.標準一到十, 您認為居民使用K他命的嚴重程度為何	discrete	numeric-8.0	150	0	-
172	q131f	131f.您是否覺得能在您居住的街道中, 買到安非他命	discrete	numeric-8.0	150	0	-
173	q132f	132f.您是否覺得, 在您居住的街道中有販賣安非他命的問題	discrete	numeric-8.0	150	0	-
174	q133f	133f.標準一到十, 您認為販賣安非他命的嚴重程度為何	discrete	numeric-8.0	150	0	-
175	q134f	134f.您是否覺得, 在您居住的街道中, 居民有使用安非他命的問題	discrete	numeric-8.0	150	0	-
176	q135f	135f.標準一到十, 您認為居民使用安非他命的嚴重程度為何	discrete	numeric-8.0	150	0	-

#	Name	Label	Type	Format	Valid	Invalid	Question
177	q131g	131g.您是否覺得能在您居住的街道中，買到海洛因	discrete	numeric-8.0	150	0	-
178	q132g	132g.您是否覺得，在您居住的街道中有販賣海洛因的問題	discrete	numeric-8.0	150	0	-
179	q133g	133g.標準一到十，您認為販賣海洛因的嚴重程度為何	discrete	numeric-8.0	150	0	-
180	q134g	134g.您是否覺得，在您居住的街道中，居民有使用海洛因的問題	discrete	numeric-8.0	150	0	-
181	q135g	135g.標準一到十，您認為居民使用海洛因的嚴重程度為何	discrete	numeric-8.0	150	0	-
182	q131h	131h.您是否覺得能在您居住的街道中，買到吸入劑(如:強力膠、有機溶劑、笑氣)	discrete	numeric-8.0	150	0	-
183	q132h	132h.您是否覺得，在您居住的街道中有販賣吸入劑(如:強力膠、有機溶劑、笑氣)的問題	discrete	numeric-8.0	150	0	-
184	q133h	133h.標準一到十，您認為販賣吸入劑(如:強力膠、有機溶劑、笑氣)的嚴重程度為何	discrete	numeric-8.0	150	0	-
185	q134h	134h.您是否覺得，在您居住的街道中，居民有使用吸入劑(如:強力膠、有機溶劑、笑氣)的問題	discrete	numeric-8.0	150	0	-
186	q135h	135h.標準一到十，您認為居民使用吸入劑(如:強力膠、有機溶劑、笑氣)的嚴重程度為何	discrete	numeric-8.0	150	0	-
187	q131i	131i.您是否覺得能在您居住的街道中，買到其它迷幻藥(如:PCP、蘑菇、LSD)	discrete	numeric-8.0	150	0	-
188	q132i	132i.您是否覺得，在您居住的街道中有販賣其它迷幻藥(如:PCP、蘑菇、LSD)的問題	discrete	numeric-8.0	150	0	-
189	q133i	133i.標準一到十，您認為販賣其它迷幻藥(如:PCP、蘑菇、LSD)的嚴重程度為何	discrete	numeric-8.0	150	0	-
190	q134i	134i.您是否覺得，在您居住的街道中，居民有使用其它迷幻藥(如:PCP、蘑菇、LSD)的問題	discrete	numeric-8.0	150	0	-
191	q135i	135i.標準一到十，您認為居民使用其它迷幻藥(如:PCP、蘑菇、LSD)的嚴重程度為何	discrete	numeric-8.0	150	0	-

Group 犯罪和自我控制

#	Name	Label	Type	Format	Valid	Invalid	Question
---	------	-------	------	--------	-------	---------	----------

#	Name	Label	Type	Format	Valid	Invalid	Question
1	q136a	136a.在過去一年中，您是否有酒後駕車	discrete	numeric-8.0	150	0	-
2	q136b	136b.過去一年發生過幾次酒後駕車	discrete	numeric-8.0	150	0	-
3	q136c	136c.是否曾經因酒後駕車被逮捕	discrete	numeric-8.0	150	0	-
4	q136d	136d.過去一年因酒後駕車被逮捕過幾次	discrete	numeric-8.0	150	0	-
5	q137a	137a.在過去一年中，您是否有故意破壞他人財物	discrete	numeric-8.0	150	0	-
6	q137b	137b.過去一年發生過幾次故意破壞他人財物	discrete	numeric-8.0	150	0	-
7	q137c	137c.是否曾經因故意破壞他人財物被逮捕	discrete	numeric-8.0	150	0	-
8	q137d	137d.過去一年因故意破壞他人財物被逮捕過幾次	discrete	numeric-8.0	150	0	-
9	q138a	138a.在過去一年中，您是否有拿走不屬於自己的東西	discrete	numeric-8.0	150	0	-
10	q138b	138b.過去一年發生過幾次拿走不屬於自己的東西	discrete	numeric-8.0	150	0	-
11	q138c	138c.是否曾經因拿走不屬於自己的東西被逮捕	discrete	numeric-8.0	150	0	-
12	q138d	138d.過去一年因拿走不屬於自己的東西被逮捕過幾次	discrete	numeric-8.0	150	0	-
13	q139a	139a.在過去一年中，您是否有偷他人信用卡或現金來使用	discrete	numeric-8.0	150	0	-
14	q139b	139b.過去一年發生過幾次偷他人信用卡或現金來使用	discrete	numeric-8.0	150	0	-
15	q139c	139c.是否曾經因偷他人信用卡或現金來使用被逮捕	discrete	numeric-8.0	150	0	-
16	q139d	139d.過去一年因偷他人信用卡或現金來使用被逮捕過幾次	discrete	numeric-8.0	150	0	-
17	q140a	140a.在過去一年中，您是否有違法持有槍枝	discrete	numeric-8.0	150	0	-
18	q140b	140b.過去一年發生過幾次違法持有槍枝	discrete	numeric-8.0	150	0	-
19	q140c	140c.是否曾經因違法持有槍枝被逮捕	discrete	numeric-8.0	150	0	-
20	q140d	140d.過去一年因違法持有槍枝被逮捕過幾次	discrete	numeric-8.0	150	0	-
21	q141a	141a.在過去一年中，您是否有闖入住家或商店偷東西	discrete	numeric-8.0	150	0	-
22	q141b	141b.過去一年發生過幾次闖入住家或商店偷東西	discrete	numeric-8.0	150	0	-
23	q141c	141c.是否曾經因闖入住家或商店偷東西被逮捕	discrete	numeric-8.0	150	0	-

#	Name	Label	Type	Format	Valid	Invalid	Question
24	q141d	141d.過去一年因闖入住家或商店偷東西被逮捕過幾次	discrete	numeric-8.0	150	0	-
25	q142a	142a.在過去一年中，您是否有販賣違法藥物	discrete	numeric-8.0	150	0	-
26	q142b	142b.過去一年發生過幾次販賣違法藥物	discrete	numeric-8.0	150	0	-
27	q142c	142c.是否曾經因販賣違法藥物被逮捕	discrete	numeric-8.0	150	0	-
28	q142d	142d.過去一年因販賣違法藥物被逮捕過幾次	discrete	numeric-8.0	150	0	-
29	q143a	143a.在過去一年中，您是否有偷汽車、機車或其他機器腳踏車	discrete	numeric-8.0	150	0	-
30	q143b	143b.過去一年發生過幾次偷汽車、機車或其他機器腳踏車	discrete	numeric-8.0	150	0	-
31	q143c	143c.是否曾經因偷汽車、機車或其他機器腳踏車被逮捕	discrete	numeric-8.0	150	0	-
32	q143d	143d.過去一年因偷汽車、機車或其他機器腳踏車被逮捕過幾次	discrete	numeric-8.0	150	0	-
33	q144a	144a.在過去一年中，您是否有對他人使用暴力	discrete	numeric-8.0	150	0	-
34	q144b	144b.過去一年發生過幾次對他人使用暴力	discrete	numeric-8.0	150	0	-
35	q144c	144c.是否曾經因對他人使用暴力被逮捕	discrete	numeric-8.0	150	0	-
36	q144d	144d.過去一年因對他人使用暴力被逮捕過幾次	discrete	numeric-8.0	150	0	-
37	q145a	145a.在過去一年中，您是否有使用暴力或威脅奪取他人東西	discrete	numeric-8.0	150	0	-
38	q145b	145b.過去一年發生過幾次使用暴力或威脅奪取他人東西	discrete	numeric-8.0	150	0	-
39	q145c	145c.是否曾經因使用暴力或威脅奪取他人東西被逮捕	discrete	numeric-8.0	150	0	-
40	q145d	145d.過去一年因使用暴力或威脅奪取他人東西被逮捕過幾次	discrete	numeric-8.0	150	0	-
41	q146	q146.在過去一年中，您被逮捕過幾次	discrete	numeric-8.0	149	1	-
42	q147	q147.在過去一年中，您自己本人，或是您的家人中，有人從監獄中被釋放出來嗎	discrete	numeric-8.0	149	1	-
43	q148a	q148a.我會因為只覺得好玩，而做出一些不好的事情	discrete	numeric-8.0	143	7	-
44	q148b	q148b.我會為了玩樂而不工作	discrete	numeric-8.0	143	7	-

#	Name	Label	Type	Format	Valid	Invalid	Question
45	q148c	q148c.要處理生活上的種種問題時，讓我感到很無力	discrete	numeric-8.0	141	9	-
46	q148d	q148d.我能夠拒絕誘惑	discrete	numeric-8.0	141	9	-
47	q148e	q148e.我行動前通常不會想過有沒有其他的選擇	discrete	numeric-8.0	139	11	-
48	q148f	q148f.即使知道是錯的，但有時候我無法克制自己去 做錯誤的事情	discrete	numeric-8.0	141	9	-

Group 基本資料調查

#	Name	Label	Type	Format	Valid	Invalid	Question
1	q149	q149.請問您的教育程度	discrete	numeric-8.0	150	0	-
2	q150	q150.您目前是否仍在就學	discrete	numeric-8.0	149	1	-
3	q151	q151.您目前的婚姻狀況	discrete	numeric-8.0	148	2	-
4	q152	q152.您配偶的教育程度	discrete	numeric-8.0	148	2	-
5	q153	q153.您的配偶目前的工作狀態是	discrete	numeric-8.0	148	2	-
6	q154	q154.您是否服過兵役	discrete	numeric-8.0	150	0	-
7	q155	q155.您目前的工作狀態是	discrete	numeric-8.0	146	4	-
8	q156	q156.您失業多久了	discrete	numeric-8.2	150	0	-
9	q157	q157.您的職業類別為	discrete	numeric-8.0	149	1	-
10	q158	q158.您大約多久去參加一次宗教活動包含各種宗教的聚會場所（例如寺廟、神壇或教會等）	discrete	numeric-8.0	142	8	-
11	q159	q159.您的年齡—歲	discrete	numeric-8.0	149	1	-
12	q160	q160.請問您目前所居住的地方，是一般大眾所認為的城市或鄉村	discrete	numeric-8.0	145	5	-
13	q161	q161.請問您常不常用「我們"社區"」這種字眼來描述自己住的地方	discrete	numeric-8.0	143	7	-
14	q162	q162.您所認為的這個社區有沒有一個大概的地理界線還是範圍	discrete	numeric-8.0	148	2	-
15	q163	q163.請問社區範圍大概包括哪裡	discrete	numeric-8.0	149	1	-
16	q164	q164.在接下來的五年內，您會想要搬離目前居住的地方嗎	discrete	numeric-8.0	136	14	-
17	q165	q165.包括您自己在內，有多少人一起住在同個地方（如果自己一個人住，請跳答第167題）	discrete	numeric-8.0	147	3	-
18	q166	q166.居住在同個地方的人中，有多少人是未滿18歲的	discrete	numeric-8.0	148	2	-
19	q167	q167.您全家一個月所有的收入加起來大概有多少	discrete	numeric-8.0	80	70	-
20	q168	q168.受訪者性別	discrete	numeric-8.0	150	0	-

Variables Description

Dataset contains 484 variable(s)

File : data1			
# city: 城市			
Information	[Type= discrete] [Format=numeric] [Range= 1-3] [Missing=*]		
Statistics [NW/ W]	[Valid=1119 /-] [Invalid=0 /-]		
Value	Label	Cases	Percentage
1	台北	472	<div><div></div></div> 42.2%
2	台中	288	<div><div></div></div> 25.7%
3	高雄	359	<div><div></div></div> 32.1%
Warning: these figures indicate the number of cases found in the data file. They cannot be interpreted as summary statistics of the population of interest.			
# q3: 3.請問您在目前居住的地址住了多久			
Information	[Type= discrete] [Format=numeric] [Range= 0.02-74.09] [Missing=*/99/999]		
Statistics [NW/ W]	[Valid=1051 /-] [Invalid=68 /-]		
Value	Label	Cases	Percentage
0.02		1	<div><div></div></div> 0.1%
0.03		7	<div><div></div></div> 0.7%
0.04		4	<div><div></div></div> 0.4%
0.05		1	<div><div></div></div> 0.1%
0.06		4	<div><div></div></div> 0.4%
0.07		4	<div><div></div></div> 0.4%
0.08		5	<div><div></div></div> 0.5%
0.1		5	<div><div></div></div> 0.5%
0.11		6	<div><div></div></div> 0.6%
1		26	<div><div></div></div> 2.5%
1.01		2	<div><div></div></div> 0.2%
1.02		13	<div><div></div></div> 1.2%
1.03		8	<div><div></div></div> 0.8%
1.04		4	<div><div></div></div> 0.4%
1.05		2	<div><div></div></div> 0.2%
1.06		4	<div><div></div></div> 0.4%
1.07		4	<div><div></div></div> 0.4%
1.08		2	<div><div></div></div> 0.2%
1.09		1	<div><div></div></div> 0.1%
1.1		3	<div><div></div></div> 0.3%
1.11		1	<div><div></div></div> 0.1%
1.5		1	<div><div></div></div> 0.1%
1.8		1	<div><div></div></div> 0.1%
2		22	<div><div></div></div> 2.1%
2.01		1	<div><div></div></div> 0.1%
2.02		1	<div><div></div></div> 0.1%
2.03		4	<div><div></div></div> 0.4%
2.05		5	<div><div></div></div> 0.5%
2.06		7	<div><div></div></div> 0.7%
2.08		2	<div><div></div></div> 0.2%
2.09		1	<div><div></div></div> 0.1%
2.1		1	<div><div></div></div> 0.1%

File : data1

q3: 3.請問您在目前居住的地址住了多久

Value	Label	Cases	Percentage
2.11		1	0.1%
2.9		1	0.1%
3		33	3.1%
3.01		2	0.2%
3.02		5	0.5%
3.03		4	0.4%
3.05		1	0.1%
3.06		8	0.8%
3.07		3	0.3%
3.09		2	0.2%
3.1		3	0.3%
3.11		1	0.1%
4		14	1.3%
4.01		2	0.2%
4.02		2	0.2%
4.03		2	0.2%
4.04		1	0.1%
4.05		2	0.2%
4.06		4	0.4%
4.07		2	0.2%
4.1		2	0.2%
5		20	1.9%
5.03		2	0.2%
5.05		1	0.1%
5.06		3	0.3%
5.07		3	0.3%
5.08		3	0.3%
5.09		2	0.2%
5.1		2	0.2%
6		19	1.8%
6.02		2	0.2%
6.03		3	0.3%
6.04		2	0.2%
6.05		1	0.1%
6.06		1	0.1%
6.07		1	0.1%
6.08		1	0.1%
6.09		1	0.1%
6.1		2	0.2%
6.11		1	0.1%
7		15	1.4%
7.01		1	0.1%
7.02		1	0.1%

File : data1

q3: 3.請問您在目前居住的地址住了多久

Value	Label	Cases	Percentage
7.03		1	0.1%
7.04		1	0.1%
7.05		2	0.2%
7.06		3	0.3%
7.08		2	0.2%
7.09		1	0.1%
7.1		3	0.3%
7.2		1	0.1%
7.4		1	0.1%
8		16	1.5%
8.02		1	0.1%
8.03		1	0.1%
8.06		3	0.3%
8.07		2	0.2%
8.1		2	0.2%
9		15	1.4%
9.02		4	0.4%
9.03		1	0.1%
9.04		1	0.1%
9.08		2	0.2%
9.1		1	0.1%
10		42	4.0%
10.01		1	0.1%
10.02		5	0.5%
10.03		2	0.2%
10.04		3	0.3%
10.05		1	0.1%
10.06		2	0.2%
10.08		1	0.1%
10.09		1	0.1%
10.1		1	0.1%
10.11		1	0.1%
11		13	1.2%
11.02		1	0.1%
11.03		2	0.2%
11.04		1	0.1%
11.05		2	0.2%
11.07		1	0.1%
11.08		2	0.2%
11.09		2	0.2%
11.1		3	0.3%
11.2		1	0.1%
12		18	1.7%

File : data1

q3: 3.請問您在目前居住的地址住了多久

Value	Label	Cases	Percentage
12.01		1	0.1%
12.02		4	0.4%
12.03		1	0.1%
12.04		4	0.4%
12.06		4	0.4%
12.08		1	0.1%
12.09		1	0.1%
12.1		3	0.3%
13		7	0.7%
13.02		3	0.3%
13.03		1	0.1%
13.04		2	0.2%
13.05		1	0.1%
13.06		1	0.1%
13.07		1	0.1%
13.11		1	0.1%
14		8	0.8%
14.01		4	0.4%
14.02		3	0.3%
14.03		3	0.3%
14.06		1	0.1%
14.1		3	0.3%
15		27	2.6%
15.03		2	0.2%
15.04		2	0.2%
15.07		2	0.2%
15.08		3	0.3%
15.1		1	0.1%
16		10	1.0%
16.03		1	0.1%
16.06		2	0.2%
16.07		1	0.1%
16.08		1	0.1%
16.1		1	0.1%
17		13	1.2%
17.02		1	0.1%
17.03		1	0.1%
17.04		3	0.3%
17.05		1	0.1%
17.06		1	0.1%
18		15	1.4%
18.02		1	0.1%
18.08		1	0.1%

File : data1

q3: 3.請問您在目前居住的地址住了多久

Value	Label	Cases	Percentage
19		7	0.7%
19.01		1	0.1%
19.02		1	0.1%
19.03		2	0.2%
19.04		1	0.1%
19.06		1	0.1%
19.08		1	0.1%
19.11		1	0.1%
20		47	4.5%
20.02		3	0.3%
20.03		1	0.1%
20.04		2	0.2%
20.05		4	0.4%
20.06		2	0.2%
20.09		1	0.1%
20.1		2	0.2%
21		8	0.8%
21.01		1	0.1%
21.02		1	0.1%
21.06		2	0.2%
21.08		1	0.1%
21.1		1	0.1%
22		4	0.4%
22.03		1	0.1%
22.04		1	0.1%
22.05		1	0.1%
22.06		1	0.1%
22.08		1	0.1%
22.09		1	0.1%
23		11	1.0%
23.03		2	0.2%
23.04		1	0.1%
23.06		1	0.1%
23.1		1	0.1%
24		4	0.4%
24.02		1	0.1%
24.03		1	0.1%
24.05		1	0.1%
24.07		1	0.1%
24.1		1	0.1%
25		24	2.3%
25.03		3	0.3%
25.07		1	0.1%

File : data1














q3: 3.請問您在目前居住的地址住了多久

Value	Label	Cases	Percentage
25.1		2	0.2%
26		3	0.3%
26.04		1	0.1%
26.07		1	0.1%
26.08		2	0.2%
26.09		1	0.1%
26.1		1	0.1%
27		9	0.9%
27.03		1	0.1%
27.04		1	0.1%
27.1		1	0.1%
27.11		1	0.1%
28		17	1.6%
28.06		1	0.1%
28.07		2	0.2%
28.09		1	0.1%
28.1		1	0.1%
28.11		1	0.1%
29.02		1	0.1%
29.05		1	0.1%
29.06		1	0.1%
29.07		1	0.1%
29.1		1	0.1%
30		32	3.0%
30.02		2	0.2%
30.05		3	0.3%
30.06		1	0.1%
30.07		2	0.2%
31		5	0.5%
31.02		1	0.1%
31.05		1	0.1%
31.06		3	0.3%
31.07		2	0.2%
31.08		1	0.1%
31.1		2	0.2%
32		8	0.8%
32.02		1	0.1%
32.04		2	0.2%
32.06		2	0.2%
33		9	0.9%
33.02		2	0.2%
33.03		1	0.1%
33.08		1	0.1%

File : data1

q3: 3.請問您在目前居住的地址住了多久

Value	Label	Cases	Percentage
34		3	0.3%
34.05		1	0.1%
34.1		1	0.1%
35		19	1.8%
36		6	0.6%
36.05		1	0.1%
36.06		2	0.2%
37		4	0.4%
37.01		1	0.1%
37.02		1	0.1%
37.11		1	0.1%
38		4	0.4%
38.02		1	0.1%
38.07		1	0.1%
38.09		1	0.1%
39.02		1	0.1%
39.06		1	0.1%
40		19	1.8%
40.01		1	0.1%
40.02		2	0.2%
40.03		1	0.1%
40.06		2	0.2%
41		3	0.3%
42		3	0.3%
43		1	0.1%
43.06		1	0.1%
44		3	0.3%
45		2	0.2%
45.05		1	0.1%
46		3	0.3%
47		1	0.1%
49		1	0.1%
50		8	0.8%
52.03		1	0.1%
53.09		1	0.1%
54.2		1	0.1%
55.07		1	0.1%
56		1	0.1%
57		1	0.1%
60.03		1	0.1%
61		1	0.1%
66.03		1	0.1%
74.09		1	0.1%

File : data1			
# q3: 3.請問您在目前居住的地址住了多久			
Value	Label	Cases	Percentage
99	不知道	38	
999	missing	30	
Warning: these figures indicate the number of cases found in the data file. They cannot be interpreted as summary statistics of the population of interest.			
# q4a: 4a.鄰居之間會互相幫忙			
Information	[Type= discrete] [Format=numeric] [Range= 1-4] [Missing=*/9/99]		
Statistics [NW/ W]	[Valid=1073 /-] [Invalid=46 /-]		
Value	Label	Cases	Percentage
1	非常不同意	25	 2.3%
2	不同意	126	 11.7%
3	同意	751	 70.0%
4	非常同意	171	 15.9%
9	不知道	38	
99	missing	8	
Warning: these figures indicate the number of cases found in the data file. They cannot be interpreted as summary statistics of the population of interest.			
# q4b: 4b.鄰居之間會關心注意彼此			
Information	[Type= discrete] [Format=numeric] [Range= 1-4] [Missing=*/9/99]		
Statistics [NW/ W]	[Valid=1066 /-] [Invalid=53 /-]		
Value	Label	Cases	Percentage
1	非常不同意	33	 3.1%
2	不同意	165	 15.5%
3	同意	717	 67.3%
4	非常同意	151	 14.2%
9	不知道	42	
99	missing	11	
Warning: these figures indicate the number of cases found in the data file. They cannot be interpreted as summary statistics of the population of interest.			
# q4c: 4c.整體來說，您相信您的鄰居			
Information	[Type= discrete] [Format=numeric] [Range= 1-4] [Missing=*/9/99]		
Statistics [NW/ W]	[Valid=1044 /-] [Invalid=75 /-]		
Value	Label	Cases	Percentage
1	非常不同意	38	 3.6%
2	不同意	172	 16.5%
3	同意	718	 68.8%
4	非常同意	116	 11.1%
9	不知道	48	
99	missing	27	
Warning: these figures indicate the number of cases found in the data file. They cannot be interpreted as summary statistics of the population of interest.			
# q4d: 4d.鄰居之間相處狀況不佳			
Information	[Type= discrete] [Format=numeric] [Range= 1-4] [Missing=*/9/99]		
Statistics [NW/ W]	[Valid=1026 /-] [Invalid=93 /-]		
Value	Label	Cases	Percentage
1	非常不同意	165	 16.1%

File : data1

q4d: 4d.鄰居之間相處狀況不佳

Value	Label	Cases	Percentage
2	不同意	712	<div><div></div></div> 69.4%
3	同意	130	<div><div></div></div> 12.7%
4	非常同意	19	<div><div></div></div> 1.9%
9	不知道	70	
99	missing	23	

Warning: these figures indicate the number of cases found in the data file. They cannot be interpreted as summary statistics of the population of interest.

q4e: 4e.鄰居之間沒有共同的價值觀

Information	[Type= discrete] [Format=numeric] [Range= 1-4] [Missing=*/9/99]
Statistics [NW/ W]	[Valid=906 /-] [Invalid=213 /-]

Value	Label	Cases	Percentage
1	非常不同意	70	<div><div></div></div> 7.7%
2	不同意	504	<div><div></div></div> 55.6%
3	同意	297	<div><div></div></div> 32.8%
4	非常同意	35	<div><div></div></div> 3.9%
9	不知道	185	
99	missing	28	

Warning: these figures indicate the number of cases found in the data file. They cannot be interpreted as summary statistics of the population of interest.

q4f: 4f.鄰居之間通常不會講話聊天

Information	[Type= discrete] [Format=numeric] [Range= 1-4] [Missing=*/9/99]
Statistics [NW/ W]	[Valid=1062 /-] [Invalid=57 /-]

Value	Label	Cases	Percentage
1	非常不同意	200	<div><div></div></div> 18.8%
2	不同意	616	<div><div></div></div> 58.0%
3	同意	216	<div><div></div></div> 20.3%
4	非常同意	30	<div><div></div></div> 2.8%
9	不知道	25	
99	missing	32	

Warning: these figures indicate the number of cases found in the data file. They cannot be interpreted as summary statistics of the population of interest.

q4g: 4g.鄰居居住在這裡的時間都不長

















Information	[Type= discrete] [Format=numeric] [Range= 1-4] [Missing=*/9/99]
Statistics [NW/ W]	[Valid=1027 /-] [Invalid=92 /-]

Value	Label	Cases	Percentage
1	非常不同意	311	<div><div></div></div> 30.3%
2	不同意	578	<div><div></div></div> 56.3%
3	同意	113	<div><div></div></div> 11.0%
4	非常同意	25	<div><div></div></div> 2.4%
9	不知道	81	
99	missing	11	

Warning: these figures indicate the number of cases found in the data file. They cannot be interpreted as summary statistics of the population of interest.

q5a: 5a.有小孩翹課，在您居住的街道上閒晃

Information	[Type= discrete] [Format=numeric] [Range= 1-4] [Missing=*/9/99]
-------------	---


File : data1			
# q5a: 5a.有小孩翹課，在您居住的街道上閒晃			
Statistics [NW/ W]		[Valid=914 /-] [Invalid=205 /-]	
Value	Label	Cases	Percentage
1	非常不可能	128	 14.0%
2	不可能	440	 48.1%
3	可能	308	 33.7%
4	非常可能	38	 4.2%
9	不知道	190	
99	missing	15	
Warning: these figures indicate the number of cases found in the data file. They cannot be interpreted as summary statistics of the population of interest.			
# q5b: 5b.有一群小孩在建築物上塗鴉			
Information		[Type= discrete] [Format=numeric] [Range= 1-4] [Missing=*/9/99]	
Statistics [NW/ W]		[Valid=1029 /-] [Invalid=90 /-]	
Value	Label	Cases	Percentage
1	非常不可能	164	 15.9%
2	不可能	391	 38.0%
3	可能	368	 35.8%
4	非常可能	106	 10.3%
9	不知道	80	
99	missing	10	
Warning: these figures indicate the number of cases found in the data file. They cannot be interpreted as summary statistics of the population of interest.			
# q5c: 5c.青少年對長輩表現出不禮貌的行為			
Information		[Type= discrete] [Format=numeric] [Range= 1-4] [Missing=*/9/99]	
Statistics [NW/ W]		[Valid=982 /-] [Invalid=137 /-]	
Value	Label	Cases	Percentage
1	非常不可能	118	 12.0%
2	不可能	412	 42.0%
3	可能	404	 41.1%
4	非常可能	48	 4.9%
9	不知道	124	
99	missing	13	
Warning: these figures indicate the number of cases found in the data file. They cannot be interpreted as summary statistics of the population of interest.			
# q5d: 5d.在您家門口發生打架爭吵事件			
Information		[Type= discrete] [Format=numeric] [Range= 1-4] [Missing=*/9/99]	
Statistics [NW/ W]		[Valid=1032 /-] [Invalid=87 /-]	
Value	Label	Cases	Percentage
1	非常不可能	149	 14.4%
2	不可能	340	 32.9%
3	可能	425	 41.2%
4	非常可能	118	 11.4%
9	不知道	74	
99	missing	13	
Warning: these figures indicate the number of cases found in the data file. They cannot be interpreted as summary statistics of the population of interest.			

File : data1			
# q5e: 5e.有小孩刮傷或破壞路邊停放的車子/摩托車			
Information	[Type= discrete] [Format=numeric] [Range= 1-4] [Missing=*/9/99]		
Statistics [NW/ W]	[Valid=1000 /-] [Invalid=119 /-]		
Value	Label	Cases	Percentage
1	非常不可能	128	<div><div></div></div> 12.8%
2	不可能	339	<div><div></div></div> 33.9%
3	可能	414	<div><div></div></div> 41.4%
4	非常可能	119	<div><div></div></div> 11.9%
9	不知道	110	
99	missing	9	
Warning: these figures indicate the number of cases found in the data file. They cannot be interpreted as summary statistics of the population of interest.			
# q6a: 6a.您居住街道附近的房子及庭院髒亂			
Information	[Type= discrete] [Format=numeric] [Range= 1-4] [Missing=*/9/99]		
Statistics [NW/ W]	[Valid=1089 /-] [Invalid=30 /-]		
Value	Label	Cases	Percentage
1	非常不同意	252	<div><div></div></div> 23.1%
2	不同意	684	<div><div></div></div> 62.8%
3	同意	137	<div><div></div></div> 12.6%
4	非常同意	16	<div><div></div></div> 1.5%
9	不知道	17	
99	missing	13	
Warning: these figures indicate the number of cases found in the data file. They cannot be interpreted as summary statistics of the population of interest.			
# q6b: 6b.您居住街道附近的房子看起來很老舊			
Information	[Type= discrete] [Format=numeric] [Range= 1-4] [Missing=*/9/99]		
Statistics [NW/ W]	[Valid=1090 /-] [Invalid=29 /-]		
Value	Label	Cases	Percentage
1	非常不同意	163	<div><div></div></div> 15.0%
2	不同意	483	<div><div></div></div> 44.3%
3	同意	386	<div><div></div></div> 35.4%
4	非常同意	58	<div><div></div></div> 5.3%
9	不知道	14	
99	missing	15	
Warning: these figures indicate the number of cases found in the data file. They cannot be interpreted as summary statistics of the population of interest.			
# q6c: 6c.您居住街道附近的遊樂場所多，如網咖、撞球場等，或常有人打架			
Information	[Type= discrete] [Format=numeric] [Range= 1-4] [Missing=*/9/99]		
Statistics [NW/ W]	[Valid=1072 /-] [Invalid=47 /-]		
Value	Label	Cases	Percentage
1	非常不同意	551	<div><div></div></div> 51.4%
2	不同意	463	<div><div></div></div> 43.2%
3	同意	53	<div><div></div></div> 4.9%
4	非常同意	5	<div><div></div></div> 0.5%
9	不知道	38	
99	missing	9	

File : data1			
# q6c: 6c.您居住街道附近的遊樂場所多，如網咖、撞球場等，或常有人打架			
<i>Warning: these figures indicate the number of cases found in the data file. They cannot be interpreted as summary statistics of the population of interest.</i>			
# q6d: 6d.您居住街道附近有外籍勞工聚集			
Information	[Type= discrete] [Format=numeric] [Range= 1-4] [Missing=*/9/99]		
Statistics [NW/ W]	[Valid=1057 /-] [Invalid=62 /-]		
Value	Label	Cases	Percentage
1	非常不同意	459	43.4%
2	不同意	468	44.3%
3	同意	109	10.3%
4	非常同意	21	2.0%
9	不知道	51	
99	missing	11	
<i>Warning: these figures indicate the number of cases found in the data file. They cannot be interpreted as summary statistics of the population of interest.</i>			
# q6e: 6e.您居住街道附近有遊民聚集			
Information	[Type= discrete] [Format=numeric] [Range= 1-4] [Missing=*/9/99]		
Statistics [NW/ W]	[Valid=1064 /-] [Invalid=55 /-]		
Value	Label	Cases	Percentage
1	非常不同意	506	47.6%
2	不同意	474	44.5%
3	同意	76	7.1%
4	非常同意	8	0.8%
9	不知道	42	
99	missing	12	
Sysmiss		1	
<i>Warning: these figures indicate the number of cases found in the data file. They cannot be interpreted as summary statistics of the population of interest.</i>			
# q6f: 6f.住在您居住街道附近的許多成年人都沒有工作			
Information	[Type= discrete] [Format=numeric] [Range= 1-4] [Missing=*/9/99]		
Statistics [NW/ W]	[Valid=892 /-] [Invalid=227 /-]		
Value	Label	Cases	Percentage
1	非常不同意	289	32.4%
2	不同意	508	57.0%
3	同意	83	9.3%
4	非常同意	12	1.3%
9	不知道	215	
99	missing	12	
<i>Warning: these figures indicate the number of cases found in the data file. They cannot be interpreted as summary statistics of the population of interest.</i>			
# q6g: 6g.住在您居住街道附近許多成年人沒有受過什麼教育			
Information	[Type= discrete] [Format=numeric] [Range= 1-4] [Missing=*/9/99]		
Statistics [NW/ W]	[Valid=911 /-] [Invalid=208 /-]		
Value	Label	Cases	Percentage
1	非常不同意	323	35.5%
2	不同意	490	53.8%
3	同意	90	9.9%





File : data1

q6g: 6g.住在您居住街道附近許多成年人沒有受過什麼教育

Value	Label	Cases	Percentage
4	非常同意	8	 0.9%
9	不知道	193	
99	missing	15	





Warning: these figures indicate the number of cases found in the data file. They cannot be interpreted as summary statistics of the population of interest.

q6h: 6h.您居住的街道環境很清幽

Information	[Type= discrete] [Format=numeric] [Range= 1-4] [Missing=*/9/99]		
Statistics [NW/ W]	[Valid=1093 /-] [Invalid=26 /-]		
Value	Label	Cases	Percentage
1	非常不同意	47	 4.3%
2	不同意	260	 23.8%
3	同意	599	 54.8%
4	非常同意	187	 17.1%
9	不知道	13	
99	missing	13	



Warning: these figures indicate the number of cases found in the data file. They cannot be interpreted as summary statistics of the population of interest.

q6i: 6i.您居住的街道適合小孩成長

Information	[Type= discrete] [Format=numeric] [Range= 1-4] [Missing=*/9/99]		
Statistics [NW/ W]	[Valid=1059 /-] [Invalid=60 /-]		
Value	Label	Cases	Percentage
1	非常不同意	41	 3.9%
2	不同意	170	 16.1%
3	同意	654	 61.8%
4	非常同意	194	 18.3%
9	不知道	52	
99	missing	8	



Warning: these figures indicate the number of cases found in the data file. They cannot be interpreted as summary statistics of the population of interest.

q7a: 7a.與造成街道問題的人，或是團體進行溝通

Information	[Type= discrete] [Format=numeric] [Range= 0-1] [Missing=*/9/99]		
Statistics [NW/ W]	[Valid=988 /-] [Invalid=131 /-]		
Value	Label	Cases	Percentage
0	否	741	 75.0%
1	是	247	 25.0%
9	不知道	109	
99	missing	22	

Warning: these figures indicate the number of cases found in the data file. They cannot be interpreted as summary statistics of the population of interest.

q7b: 7b.參與鄰里或社區會議(如社區、里民大會)

Information	[Type= discrete] [Format=numeric] [Range= 0-1] [Missing=*/9/99]		
Statistics [NW/ W]	[Valid=1040 /-] [Invalid=79 /-]		
Value	Label	Cases	Percentage
0	否	604	 58.1%
1	是	436	 41.9%

File : data1

q7b: 7b.參與鄰里或社區會議(如社區、里民大會)

Value	Label	Cases	Percentage
9	不知道	59	
99	missing	20	

Warning: these figures indicate the number of cases found in the data file. They cannot be interpreted as summary statistics of the population of interest.

q7c: 7c.向地方仕紳或長輩請益，以改善鄰里問題

Information	[Type= discrete] [Format=numeric] [Range= 0-1] [Missing=*/9/99]
Statistics [NW/ W]	[Valid=1013 /-] [Invalid=106 /-]

Value	Label	Cases	Percentage
0	否	680	67.1%
1	是	333	32.9%
9	不知道	77	
99	missing	29	

Warning: these figures indicate the number of cases found in the data file. They cannot be interpreted as summary statistics of the population of interest.

q7d: 7d.與鄰居聚在一起，處理鄰里問題或共同促進鄰里發展

Information	[Type= discrete] [Format=numeric] [Range= 0-1] [Missing=*/9/99]
Statistics [NW/ W]	[Valid=1031 /-] [Invalid=88 /-]

Value	Label	Cases	Percentage
0	否	556	53.9%
1	是	475	46.1%
9	不知道	69	
99	missing	19	

Warning: these figures indicate the number of cases found in the data file. They cannot be interpreted as summary statistics of the population of interest.

q7e: 7e.為鄰里問題向民代陳情

Information	[Type= discrete] [Format=numeric] [Range= 0-1] [Missing=*/9/99]
Statistics [NW/ W]	[Valid=1021 /-] [Invalid=98 /-]

Value	Label	Cases	Percentage
0	否	801	78.5%
1	是	220	21.5%
9	不知道	77	
99	missing	21	

Warning: these figures indicate the number of cases found in the data file. They cannot be interpreted as summary statistics of the population of interest.

q7f: 7f.曾經擔任鄰里守望相助人員或協助辦理鄰里活動

Information	[Type= discrete] [Format=numeric] [Range= 0-1] [Missing=*/9/99]
Statistics [NW/ W]	[Valid=1049 /-] [Invalid=70 /-]

Value	Label	Cases	Percentage
0	否	871	83.0%
1	是	178	17.0%
9	不知道	50	
99	missing	20	

Warning: these figures indicate the number of cases found in the data file. They cannot be interpreted as summary statistics of the population of interest.

File : data1			
# q8: 8.除了村里長之外，您居住的地方或附近，是否還設有其他組織來協助處理當地公共事務，如管理委員會、社區委員會、自治會等其他組織來協助處理當地公共事務			
Information	[Type= discrete] [Format=numeric] [Range= 0-1] [Missing=*/9/99]		
Statistics [NW/ W]	[Valid=879 /-] [Invalid=240 /-]		
Value	Label	Cases	Percentage
0	否	387	<div><div></div></div> 44.0%
1	是	492	<div><div></div></div> 56.0%
9	不知道	224	
99	missing	16	
Warning: these figures indicate the number of cases found in the data file. They cannot be interpreted as summary statistics of the population of interest.			
# q9: 9.承上題，您是否願意以繳交會費、捐款、擔任幹部、擔任義工，或是積極參與組織活動等方式來支持這個組織			
Information	[Type= discrete] [Format=numeric] [Range= 0-1] [Missing=*/9/99]		
Statistics [NW/ W]	[Valid=897 /-] [Invalid=222 /-]		
Value	Label	Cases	Percentage
0	否	347	<div><div></div></div> 38.7%
1	是	550	<div><div></div></div> 61.3%
9	不知道	200	
99	missing	22	
Warning: these figures indicate the number of cases found in the data file. They cannot be interpreted as summary statistics of the population of interest.			
# q10: 10.您知道鄰居的任何一人叫什麼名字嗎			
Information	[Type= discrete] [Format=numeric] [Range= 0-1] [Missing=*/9/99]		
Statistics [NW/ W]	[Valid=1003 /-] [Invalid=116 /-]		
Value	Label	Cases	Percentage
0	否	292	<div><div></div></div> 29.1%
1	是	711	<div><div></div></div> 70.9%
9	不知道	99	
99	missing	17	
Warning: these figures indicate the number of cases found in the data file. They cannot be interpreted as summary statistics of the population of interest.			
# q11: 11.在您的鄰居之中，大概有多少人是彼此互相認識的			
Information	[Type= discrete] [Format=numeric] [Range= 1-4] [Missing=*/9/99]		
Statistics [NW/ W]	[Valid=1077 /-] [Invalid=42 /-]		
Value	Label	Cases	Percentage
1	幾乎都不認識	71	<div><div></div></div> 6.6%
2	認識一些	437	<div><div></div></div> 40.6%
3	大部分認識	398	<div><div></div></div> 37.0%
4	幾乎都認識	171	<div><div></div></div> 15.9%
9	不知道	26	
99	missing	16	
Warning: these figures indicate the number of cases found in the data file. They cannot be interpreted as summary statistics of the population of interest.			
# q12: 12.是否有任何親近的親戚或好朋友與您住在同一條街道上			
Information	[Type= discrete] [Format=numeric] [Range= 0-1] [Missing=*/9/99]		
Statistics [NW/ W]	[Valid=1096 /-] [Invalid=23 /-]		

File : data1

q12: 12.是否有任何親近的親戚或好朋友與您住在同一條街道上





























Value	Label	Cases	Percentage
0	否	662	 60.4%
1	是	434	 39.6%
9	不知道	10	
99	missing	13	

Warning: these figures indicate the number of cases found in the data file. They cannot be interpreted as summary statistics of the population of interest.

q13: 13.同一條街道上，您認為有多少位鄰居可算是您的朋友

Information [Type= discrete] [Format=numeric] [Range= 0-108] [Missing=*/99/999]

Statistics [NW/ W] [Valid=617 /-] [Invalid=502 /-]

Value	Label	Cases	Percentage
0		44	 7.1%
1		29	 4.7%
2		67	 10.9%
3		63	 10.2%
4		27	 4.4%
5		111	 18.0%
6		33	 5.3%
7		11	 1.8%
8		28	 4.5%
9		7	 1.1%
10		113	 18.3%
12		13	 2.1%
13		2	 0.3%
14		1	 0.2%
15		10	 1.6%
16		2	 0.3%
17		2	 0.3%
18		4	 0.6%
19		2	 0.3%
20		27	 4.4%
21		1	 0.2%
24		1	 0.2%
25		2	 0.3%
30		12	 1.9%
43		1	 0.2%
50		2	 0.3%
72		1	 0.2%
108		1	 0.2%
99	不知道	429	
999	missing	73	

Warning: these figures indicate the number of cases found in the data file. They cannot be interpreted as summary statistics of the population of interest.





q14: 14.您平常會不會和鄰居聊天

Information [Type= discrete] [Format=numeric] [Range= 1-4] [Missing=*/9/99]

File : data1

q14: 14.您平常會不會和鄰居聊天

Statistics [NW/ W] [Valid=1106 /-] [Invalid=13 /-]





Value	Label	Cases	Percentage
1	從來沒有	50	 4.5%
2	很少	334	 30.2%
3	有時候	539	 48.7%
4	常常	183	 16.5%
9	不知道	1	
99	missing	12	

Warning: these figures indicate the number of cases found in the data file. They cannot be interpreted as summary statistics of the population of interest.

q15: 15.您平常會不會去鄰居家作客或談天

Information [Type= discrete] [Format=numeric] [Range= 1-4] [Missing=*/9/99]

Statistics [NW/ W] [Valid=1099 /-] [Invalid=20 /-]





Value	Label	Cases	Percentage
1	從來沒有	366	 33.3%
2	很少	465	 42.3%
3	有時候	221	 20.1%
4	常常	47	 4.3%
9	不知道	3	
99	missing	17	

Warning: these figures indicate the number of cases found in the data file. They cannot be interpreted as summary statistics of the population of interest.

q16: 16.您平常會不會和鄰居互相幫忙

Information [Type= discrete] [Format=numeric] [Range= 1-4] [Missing=*/9/99]

Statistics [NW/ W] [Valid=1099 /-] [Invalid=20 /-]



Value	Label	Cases	Percentage
1	從來沒有	77	 7.0%
2	很少	293	 26.7%
3	有時候	568	 51.7%
4	常常	161	 14.6%
9	不知道	8	
99	missing	12	

Warning: these figures indicate the number of cases found in the data file. They cannot be interpreted as summary statistics of the population of interest.

q17: 17.您曾經向鄰居借過工具，或是會與鄰居互相分享食物

Information [Type= discrete] [Format=numeric] [Range= 0-1] [Missing=*/9/99]

Statistics [NW/ W] [Valid=1099 /-] [Invalid=20 /-]

Value	Label	Cases	Percentage
0	否	351	 31.9%
1	是	748	 68.1%
9	不知道	6	
99	missing	14	

Warning: these figures indicate the number of cases found in the data file. They cannot be interpreted as summary statistics of the population of interest.

q18: 18.您是否能夠容易的分辨出誰是當地居民，或是陌生人

Information [Type= discrete] [Format=numeric] [Range= 0-1] [Missing=*/9/99]

File : data1			
# q18: 18.您是否能夠容易的分辨出誰是當地居民，或是陌生人			
Statistics [NW/ W]		[Valid=1018 /-] [Invalid=101 /-]	
Value	Label	Cases	Percentage
0	否	267	<div><div></div></div> 26.2%
1	是	751	<div><div></div></div> 73.8%
9	不知道	87	
99	missing	14	
Warning: these figures indicate the number of cases found in the data file. They cannot be interpreted as summary statistics of the population of interest.			
# q19: 19.在您所居住的街道，常不常見鄰居之間一起聊天、看書、吃飯、散步等			
Information		[Type= discrete] [Format=numeric] [Range= 1-4] [Missing=*/9/99]	
Statistics [NW/ W]		[Valid=1064 /-] [Invalid=55 /-]	
Value	Label	Cases	Percentage
1	非常不常見	72	<div><div></div></div> 6.8%
2	不常見	469	<div><div></div></div> 44.1%
3	常見	413	<div><div></div></div> 38.8%
4	很常見	110	<div><div></div></div> 10.3%
9	不知道	39	
99	missing	16	
Warning: these figures indicate the number of cases found in the data file. They cannot be interpreted as summary statistics of the population of interest.			
# q20: 20.在您所居住的街道，常不常見大人陪小孩一起玩，或是教導孩子功課的情形			
Information		[Type= discrete] [Format=numeric] [Range= 1-4] [Missing=*/9/99]	
Statistics [NW/ W]		[Valid=1003 /-] [Invalid=116 /-]	
Value	Label	Cases	Percentage
1	非常不常見	66	<div><div></div></div> 6.6%
2	不常見	353	<div><div></div></div> 35.2%
3	常見	474	<div><div></div></div> 47.3%
4	很常見	110	<div><div></div></div> 11.0%
9	不知道	101	
99	missing	15	
Warning: these figures indicate the number of cases found in the data file. They cannot be interpreted as summary statistics of the population of interest.			
# q21: 21.在您所居住的街道，常不常見鄰居不在家時，互相照顧對方的家的情形			
Information		[Type= discrete] [Format=numeric] [Range= 1-4] [Missing=*/9/99]	
Statistics [NW/ W]		[Valid=885 /-] [Invalid=234 /-]	
Value	Label	Cases	Percentage
1	非常不常見	112	<div><div></div></div> 12.7%
2	不常見	396	<div><div></div></div> 44.7%
3	常見	317	<div><div></div></div> 35.8%
4	很常見	60	<div><div></div></div> 6.8%
9	不知道	219	
99	missing	15	
Warning: these figures indicate the number of cases found in the data file. They cannot be interpreted as summary statistics of the population of interest.			
# q22: 22.對您而言，感覺自己是屬於所居住街道附近的一份子重不重要			
Information		[Type= discrete] [Format=numeric] [Range= 1-4] [Missing=*/9/99]	

File : data1			
# q22: 22.對您而言，感覺自己是屬於所居住街道附近的一份子重不重要			
Statistics [NW/ W]		[Valid=992 /-] [Invalid=127 /-]	
Value	Label	Cases	Percentage
1	非常不重要	17	<div><div></div></div> 1.7%
2	不重要	240	<div><div></div></div> 24.2%
3	重要	590	<div><div></div></div> 59.5%
4	非常重要	145	<div><div></div></div> 14.6%
9	不知道	120	
99	missing	6	
Sysmiss		1	
Warning: these figures indicate the number of cases found in the data file. They cannot be interpreted as summary statistics of the population of interest.			
# q23: 23.您平常會不會花時間去注意您居住街道這一帶發生的一些事情			
Information		[Type= discrete] [Format=numeric] [Range= 1-4] [Missing=*/9/99]	
Statistics [NW/ W]		[Valid=1096 /-] [Invalid=23 /-]	
Value	Label	Cases	Percentage
1	絕對不會	5	<div><div></div></div> 0.5%
2	不會	195	<div><div></div></div> 17.8%
3	會	793	<div><div></div></div> 72.4%
4	常常會	103	<div><div></div></div> 9.4%
9	不知道	19	
99	missing	4	
Warning: these figures indicate the number of cases found in the data file. They cannot be interpreted as summary statistics of the population of interest.			
# q24: 24.一般而言，您對您所居住的街道有親切的感覺嗎			
Information		[Type= discrete] [Format=numeric] [Range= 1-4] [Missing=*/9/99]	
Statistics [NW/ W]		[Valid=1103 /-] [Invalid=16 /-]	
Value	Label	Cases	Percentage
1	沒有	41	<div><div></div></div> 3.7%
2	很少	175	<div><div></div></div> 15.9%
3	有	790	<div><div></div></div> 71.6%
4	常常有	97	<div><div></div></div> 8.8%
9	不知道	13	
99	missing	3	
Warning: these figures indicate the number of cases found in the data file. They cannot be interpreted as summary statistics of the population of interest.			
# q25: 25.如果經濟能力許可，您會想要搬離目前居住的街道			
Information		[Type= discrete] [Format=numeric] [Range= 0-1] [Missing=*/9/99]	
Statistics [NW/ W]		[Valid=988 /-] [Invalid=131 /-]	
Value	Label	Cases	Percentage
0	否	629	<div><div></div></div> 63.7%
1	是	359	<div><div></div></div> 36.3%
9	不知道	125	
99	missing	6	
Warning: these figures indicate the number of cases found in the data file. They cannot be interpreted as summary statistics of the population of interest.			

File : data1			
# q26: 26. 假設您要搬離目前所居住的街道，您會感到			
Information	[Type= discrete] [Format=numeric] [Range= 1-4] [Missing=*/9/99]		
Statistics [NW/ W]	[Valid=782 /-] [Invalid=337 /-]		
Value	Label	Cases	Percentage
1	很高興	31	<div><div></div>4.0%</div>
2	高興	134	<div><div></div>17.1%</div>
3	難過	498	<div><div></div>63.7%</div>
4	很難過	119	<div><div></div>15.2%</div>
9	不知道	332	
99	missing	5	
Warning: these figures indicate the number of cases found in the data file. They cannot be interpreted as summary statistics of the population of interest.			
# q27: 27. 整體來說，您滿不滿意目前居住的街道			
Information	[Type= discrete] [Format=numeric] [Range= 1-4] [Missing=*/9/99]		
Statistics [NW/ W]	[Valid=1112 /-] [Invalid=7 /-]		
Value	Label	Cases	Percentage
1	很不滿意	21	<div><div></div>1.9%</div>
2	不太滿意	145	<div><div></div>13.0%</div>
3	還算滿意	723	<div><div></div>65.0%</div>
4	很滿意	223	<div><div></div>20.1%</div>
9	不知道	3	
99	missing	4	
Warning: these figures indicate the number of cases found in the data file. They cannot be interpreted as summary statistics of the population of interest.			
# q28a: 28a. 請問您會不會擔心在您居住的街道中，會發生這樣的情況有人闖入您家			
Information	[Type= discrete] [Format=numeric] [Range= 1-3] [Missing=*/9/99]		
Statistics [NW/ W]	[Valid=1106 /-] [Invalid=13 /-]		
Value	Label	Cases	Percentage
1	完全不擔心	259	<div><div></div>23.4%</div>
2	有一點擔心	429	<div><div></div>38.8%</div>
3	非常擔心	418	<div><div></div>37.8%</div>
9	不知道	11	
99	missing	2	
Warning: these figures indicate the number of cases found in the data file. They cannot be interpreted as summary statistics of the population of interest.			

# q28b: 28b. 請問您會不會擔心在您居住的街道中，會發生這樣的情況有人威脅要將您的錢或是財產搶走			
Information		[Type= discrete] [Format=numeric] [Range= 1-3] [Missing=*/9/99]	
Statistics [NW/ W]		[Valid=1069 /-] [Invalid=50 /-]	
Value	Label	Cases	Percentage
1	完全不擔心	387	36.2%
2	有一點擔心	310	29.0%
3	非常擔心	372	34.8%
9	不知道	47	
99	missing	3	
Warning: these figures indicate the number of cases found in the data file. They cannot be interpreted as summary statistics of the population of interest.			
# q28c: 28c. 請問您會不會擔心在您居住的街道中，會發生這樣的情況有人在您居住的街道攻擊您			
Information		[Type= discrete] [Format=numeric] [Range= 1-3] [Missing=*/9/99]	
Statistics [NW/ W]		[Valid=1045 /-] [Invalid=74 /-]	
Value	Label	Cases	Percentage
1	完全不擔心	407	38.9%
2	有一點擔心	295	28.2%
3	非常擔心	343	32.8%
9	不知道	58	
99	missing	16	
Warning: these figures indicate the number of cases found in the data file. They cannot be interpreted as summary statistics of the population of interest.			
# q28d: 28d. 請問您會不會擔心在您居住的街道中，會發生這樣的情況有人偷走您的車內的財物（沒有車的不用作答）			
Information		[Type= discrete] [Format=numeric] [Range= 0-3] [Missing=*/9/99]	
Statistics [NW/ W]		[Valid=925 /-] [Invalid=194 /-]	
Value	Label	Cases	Percentage
0	沒有車	31	3.4%
1	完全不擔心	292	31.6%
2	有一點擔心	316	34.2%
3	非常擔心	286	30.9%
9	不知道	43	
99	missing	151	
Warning: these figures indicate the number of cases found in the data file. They cannot be interpreted as summary statistics of the population of interest.			
# q28e: 28e. 請問您會不會擔心在您居住的街道中，會發生這樣的情況有人破壞或損壞您的財產			
Information		[Type= discrete] [Format=numeric] [Range= 1-3] [Missing=*/9/99]	
Statistics [NW/ W]		[Valid=1069 /-] [Invalid=50 /-]	
Value	Label	Cases	Percentage
1	完全不擔心	348	32.6%
2	有一點擔心	368	34.4%
3	非常擔心	353	33.0%
9	不知道	43	
99	missing	7	
Warning: these figures indicate the number of cases found in the data file. They cannot be interpreted as summary statistics of the population of interest.			
# q28f: 28f. 請問您會不會擔心在您居住的街道中，會發生這樣的情況遭受性侵害			
Information		[Type= discrete] [Format=numeric] [Range= 1-3] [Missing=*/9/99]	
Statistics [NW/ W]		[Valid=1023 /-] [Invalid=96 /-]	

q28f: 28f.請問您會不會擔心在您居住的街道中，會發生這樣的情況遭受性侵害

Value	Label	Cases	Percentage
1	完全不擔心	454	<div><div></div></div> 44.4%
2	有一點擔心	238	<div><div></div></div> 23.3%
3	非常擔心	331	<div><div></div></div> 32.4%
9	不知道	81	
99	missing	15	

Warning: these figures indicate the number of cases found in the data file. They cannot be interpreted as summary statistics of the population of interest.

q29a: 29a.在過去一年中，您認為以下所描述的活動多常在您居住的街道中發生有人在您居住的街道區域上打架爭吵

Information	[Type= discrete] [Format=numeric] [Range= 1-4] [Missing=*/9/99]
Statistics [NW/ W]	[Valid=936 /-] [Invalid=183 /-]

Value	Label	Cases	Percentage
1	一個月內都沒發生	848	<div><div></div></div> 90.6%
2	一個月幾次	81	<div><div></div></div> 8.7%
3	一個禮拜幾次	6	<div><div></div></div> 0.6%
4	每天發生	1	<div><div></div></div> 0.1%
9	不知道	176	
99	missing	7	

Warning: these figures indicate the number of cases found in the data file. They cannot be interpreted as summary statistics of the population of interest.

q29b: 29b.在過去一年中，您認為以下所描述的活動多常在您居住的街道中發生成群的孩子一起閒晃

Information	[Type= discrete] [Format=numeric] [Range= 1-4] [Missing=*/9/99]
Statistics [NW/ W]	[Valid=928 /-] [Invalid=191 /-]

Value	Label	Cases	Percentage
1	一個月內都沒發生	784	<div><div></div></div> 84.5%
2	一個月幾次	102	<div><div></div></div> 11.0%
3	一個禮拜幾次	31	<div><div></div></div> 3.3%
4	每天發生	11	<div><div></div></div> 1.2%
9	不知道	185	
99	missing	6	

Warning: these figures indicate the number of cases found in the data file. They cannot be interpreted as summary statistics of the population of interest.

q29c: 29c.在過去一年中，您認為以下所描述的活動多常在您居住的街道中發生有人公眾飲酒

Information	[Type= discrete] [Format=numeric] [Range= 1-4] [Missing=*/9/99]
Statistics [NW/ W]	[Valid=946 /-] [Invalid=173 /-]

Value	Label	Cases	Percentage
1	一個月內都沒發生	754	<div><div></div></div> 79.7%
2	一個月幾次	139	<div><div></div></div> 14.7%
3	一個禮拜幾次	31	<div><div></div></div> 3.3%
4	每天發生	22	<div><div></div></div> 2.3%
9	不知道	168	
99	missing	5	

Warning: these figures indicate the number of cases found in the data file. They cannot be interpreted as summary statistics of the population of interest.

q29d: 29d.在過去一年中，您認為以下所描述的活動多常在您居住的街道中發生有人在您居住的街道喝醉酒

Information	[Type= discrete] [Format=numeric] [Range= 1-4] [Missing=*/9/99]
Statistics [NW/ W]	[Valid=930 /-] [Invalid=189 /-]

# q29d: 29d. 在過去一年中，您認為以下所描述的活動多常在您居住的街道中發生有人在您居住的街道喝醉酒			
Value	Label	Cases	Percentage
1	一個月內都沒發生	804	<div><div></div></div> 86.5%
2	一個月幾次	99	<div><div></div></div> 10.6%
3	一個禮拜幾次	17	<div><div></div></div> 1.8%
4	每天發生	10	<div><div></div></div> 1.1%
9	不知道	180	
99	missing	9	
Warning: these figures indicate the number of cases found in the data file. They cannot be interpreted as summary statistics of the population of interest.			
# q29e: 29e. 在過去一年中，您認為以下所描述的活動多常在您居住的街道中發生有乞丐在乞討			
Information	[Type= discrete] [Format=numeric] [Range= 1-4] [Missing=*/9/99]		
Statistics [NW/ W]	[Valid=947 /-] [Invalid=172 /-]		
Value	Label	Cases	Percentage
1	一個月內都沒發生	879	<div><div></div></div> 92.8%
2	一個月幾次	52	<div><div></div></div> 5.5%
3	一個禮拜幾次	10	<div><div></div></div> 1.1%
4	每天發生	6	<div><div></div></div> 0.6%
9	不知道	164	
99	missing	8	
Warning: these figures indicate the number of cases found in the data file. They cannot be interpreted as summary statistics of the population of interest.			
# q29f: 29f. 在過去一年中，您認為以下所描述的活動多常在您居住的街道中發生有人在晚上製造噪音			
Information	[Type= discrete] [Format=numeric] [Range= 1-4] [Missing=*/9/99]		
Statistics [NW/ W]	[Valid=995 /-] [Invalid=124 /-]		
Value	Label	Cases	Percentage
1	一個月內都沒發生	623	<div><div></div></div> 62.6%
2	一個月幾次	276	<div><div></div></div> 27.7%
3	一個禮拜幾次	53	<div><div></div></div> 5.3%
4	每天發生	43	<div><div></div></div> 4.3%
9	不知道	112	
99	missing	12	
Warning: these figures indicate the number of cases found in the data file. They cannot be interpreted as summary statistics of the population of interest.			
# q29g: 29g. 在過去一年中，您認為以下所描述的活動多常在您居住的街道中發生有人在外面賣藥物毒品			
Information	[Type= discrete] [Format=numeric] [Range= 1-4] [Missing=*/9/99]		
Statistics [NW/ W]	[Valid=821 /-] [Invalid=298 /-]		
Value	Label	Cases	Percentage
1	一個月內都沒發生	817	<div><div></div></div> 99.5%
2	一個月幾次	4	<div><div></div></div> 0.5%
3	一個禮拜幾次	0	
4	每天發生	0	
9	不知道	290	
99	missing	8	
Warning: these figures indicate the number of cases found in the data file. They cannot be interpreted as summary statistics of the population of interest.			
# q29h: 29h. 在過去一年中，您認為以下所描述的活動多常在您居住的街道中發生有性工作者在街上拉客			
Information	[Type= discrete] [Format=numeric] [Range= 1-4] [Missing=*/9/99]		

# q29h: 29h. 在過去一年中，您認為以下所描述的活動多常在您居住的街道中發生有性工作者在街上拉客			
Statistics [NW/ W]		[Valid=868 /-] [Invalid=251 /-]	
Value	Label	Cases	Percentage
1	一個月內都沒發生	859	99.0%
2	一個月幾次	3	0.3%
3	一個禮拜幾次	2	0.2%
4	每天發生	4	0.5%
9	不知道	241	
99	missing	10	
Warning: these figures indicate the number of cases found in the data file. They cannot be interpreted as summary statistics of the population of interest.			
# q30a: 30a. 請問在您所居住的街道是否有這樣的情況窗戶破掉的建築物			
Information		[Type= discrete] [Format=numeric] [Range= 1-3] [Missing=*/9/99]	
Statistics [NW/ W]		[Valid=1065 /-] [Invalid=54 /-]	
Value	Label	Cases	Percentage
1	沒有	910	85.4%
2	一些	150	14.1%
3	很多	5	0.5%
9	不知道	43	
99	missing	11	
Warning: these figures indicate the number of cases found in the data file. They cannot be interpreted as summary statistics of the population of interest.			
# q30b: 30b. 請問在您所居住的街道是否有這樣的情況牆上有塗鴉			
Information		[Type= discrete] [Format=numeric] [Range= 1-3] [Missing=*/9/99]	
Statistics [NW/ W]		[Valid=1080 /-] [Invalid=39 /-]	
Value	Label	Cases	Percentage
1	沒有	926	85.7%
2	一些	150	13.9%
3	很多	4	0.4%
9	不知道	32	
99	missing	7	
Warning: these figures indicate the number of cases found in the data file. They cannot be interpreted as summary statistics of the population of interest.			
# q30c: 30c. 請問在您所居住的街道是否有這樣的情況很多廢棄的空屋			
Information		[Type= discrete] [Format=numeric] [Range= 1-3] [Missing=*/9/99]	
Statistics [NW/ W]		[Valid=1075 /-] [Invalid=44 /-]	
Value	Label	Cases	Percentage
1	沒有	828	77.0%
2	一些	236	22.0%
3	很多	11	1.0%
9	不知道	35	
99	missing	9	
Warning: these figures indicate the number of cases found in the data file. They cannot be interpreted as summary statistics of the population of interest.			
# q30d: 30d. 請問在您所居住的街道是否有這樣的情況廢棄或是被用木板堵上的建築物			
Information		[Type= discrete] [Format=numeric] [Range= 1-3] [Missing=*/9/99]	
Statistics [NW/ W]		[Valid=1074 /-] [Invalid=45 /-]	

# q30d: 30d.請問在您所居住的街道是否有這樣的情況廢棄或是被用木板堵上的建築物			
Value	Label	Cases	Percentage
1	沒有	883	<div><div></div></div> 82.2%
2	一些	185	<div><div></div></div> 17.2%
3	很多	6	<div><div></div></div> 0.6%
9	不知道	35	
99	missing	10	
Warning: these figures indicate the number of cases found in the data file. They cannot be interpreted as summary statistics of the population of interest.			
# q30e: 30e.請問在您所居住的街道是否有這樣的情況廢棄的車輛			
Information	[Type= discrete] [Format=numeric] [Range= 1-3] [Missing=*/9/99]		
Statistics [NW/ W]	[Valid=1066 /-] [Invalid=53 /-]		
Value	Label	Cases	Percentage
1	沒有	853	<div><div></div></div> 80.0%
2	一些	209	<div><div></div></div> 19.6%
3	很多	4	<div><div></div></div> 0.4%
9	不知道	43	
99	missing	10	
Warning: these figures indicate the number of cases found in the data file. They cannot be interpreted as summary statistics of the population of interest.			
# q30f: 30f.請問在您所居住的街道是否有這樣的情況路上有垃圾以及破碎玻璃			
Information	[Type= discrete] [Format=numeric] [Range= 1-3] [Missing=*/9/99]		
Statistics [NW/ W]	[Valid=1090 /-] [Invalid=29 /-]		
Value	Label	Cases	Percentage
1	沒有	839	<div><div></div></div> 77.0%
2	一些	238	<div><div></div></div> 21.8%
3	很多	13	<div><div></div></div> 1.2%
9	不知道	18	
99	missing	11	
Warning: these figures indicate the number of cases found in the data file. They cannot be interpreted as summary statistics of the population of interest.			
# q30g: 30g.請問在您所居住的街道是否有這樣的情況沒有足夠的燈光照明設備			
Information	[Type= discrete] [Format=numeric] [Range= 1-3] [Missing=*/9/99]		
Statistics [NW/ W]	[Valid=1094 /-] [Invalid=25 /-]		
Value	Label	Cases	Percentage
1	沒有	828	<div><div></div></div> 75.7%
2	一些	235	<div><div></div></div> 21.5%
3	很多	31	<div><div></div></div> 2.8%
9	不知道	16	
99	missing	9	
Warning: these figures indicate the number of cases found in the data file. They cannot be interpreted as summary statistics of the population of interest.			
# q31: 31.在過去一年中，您曾經因為住家附近的問題，打電話向警察報案的次數			
Information	[Type= discrete] [Format=numeric] [Range= 0-30] [Missing=*/99/999]		
Statistics [NW/ W]	[Valid=775 /-] [Invalid=344 /-]		
Value	Label	Cases	Percentage
0		631	<div><div></div></div> 81.4%
1		83	<div><div></div></div> 10.7%

# q31: 31.在過去一年中，您曾經因為住家附近的問題，打電話向警察報案的次數			
Value	Label	Cases	Percentage
2		31	<div><div></div></div> 4.0%
3		16	<div><div></div></div> 2.1%
4		2	<div><div></div></div> 0.3%
5		1	<div><div></div></div> 0.1%
6		1	<div><div></div></div> 0.1%
8		1	<div><div></div></div> 0.1%
9		3	<div><div></div></div> 0.4%
10		4	<div><div></div></div> 0.5%
17		1	<div><div></div></div> 0.1%
30		1	<div><div></div></div> 0.1%
99	不知道	247	
999	missing	97	
Warning: these figures indicate the number of cases found in the data file. They cannot be interpreted as summary statistics of the population of interest.			
# q32: 32.在過去一年中，您是否曾經因犯罪事件發生而被害			
Information	[Type= discrete] [Format=numeric] [Range= 0-1] [Missing=*/9/99]		
Statistics [NW/ W]	[Valid=1100 /-] [Invalid=19 /-]		
Value	Label	Cases	Percentage
0	否	1074	<div><div></div></div> 97.6%
1	是	26	<div><div></div></div> 2.4%
9	不知道	8	
99	missing	11	
Warning: these figures indicate the number of cases found in the data file. They cannot be interpreted as summary statistics of the population of interest.			
# q33: 33.在過去一年中，是否有任何人闖入您家			
Information	[Type= discrete] [Format=numeric] [Range= 0-1] [Missing=*/9/99]		
Statistics [NW/ W]	[Valid=1100 /-] [Invalid=19 /-]		
Value	Label	Cases	Percentage
0	否	1076	<div><div></div></div> 97.8%
1	是	24	<div><div></div></div> 2.2%
9	不知道	10	
99	missing	9	
Warning: these figures indicate the number of cases found in the data file. They cannot be interpreted as summary statistics of the population of interest.			
# q34: 34.在過去一年中，是否遭受暴力攻擊例如：打架、搶劫，或是肢體上的攻擊			
Information	[Type= discrete] [Format=numeric] [Range= 0-1] [Missing=*/9/99]		
Statistics [NW/ W]	[Valid=1104 /-] [Invalid=15 /-]		
Value	Label	Cases	Percentage
0	否	1096	<div><div></div></div> 99.3%
1	是	8	<div><div></div></div> 0.7%
9	不知道	6	
99	missing	9	
Warning: these figures indicate the number of cases found in the data file. They cannot be interpreted as summary statistics of the population of interest.			
# q35: 35.在過去一年中，是否有人在您家的陽台、庭院、車庫，或是除了家裡以外的其他地方偷東西			
Information	[Type= discrete] [Format=numeric] [Range= 0-1] [Missing=*/9/99]		
Statistics [NW/ W]	[Valid=1077 /-] [Invalid=42 /-]		

q35: 35.在過去一年中，是否有人在您家的陽台、庭院、車庫，或是除了家裡以外的其他地方偷東西

Value	Label	Cases	Percentage
0	否	1003	93.1%
1	是	74	6.9%
9	不知道	30	
99	missing	12	

Warning: these figures indicate the number of cases found in the data file. They cannot be interpreted as summary statistics of the population of interest.

q36: 36.您(每天)抽菸的情形如何

Information [Type= discrete] [Format=numeric] [Range= 1-5] [Missing=*/9/99]

Statistics [NW/ W] [Valid=1108 /-] [Invalid=11 /-]

Value	Label	Cases	Percentage
1	完全不抽	991	89.4%
2	幾乎不抽	20	1.8%
3	偶而抽	26	2.3%
4	經常抽	11	1.0%
5	每天抽	60	5.4%
9	不知道	2	
99	missing	9	

Warning: these figures indicate the number of cases found in the data file. They cannot be interpreted as summary statistics of the population of interest.

q37: 37.您(每天)抽幾支菸：__支（不抽菸，請填寫**0**）

Information [Type= discrete] [Format=numeric] [Range= 0-4] [Missing=*/99]

Statistics [NW/ W] [Valid=1095 /-] [Invalid=24 /-]

Value	Label	Cases	Percentage
0	0(不抽煙)	1005	91.8%
1	1-10	49	4.5%
2	11-20	35	3.2%
3	21-30	1	0.1%
4	31-40	5	0.5%
99	missing	24	

Warning: these figures indicate the number of cases found in the data file. They cannot be interpreted as summary statistics of the population of interest.

q38: 38.您(每天)嚼檳榔的情形如何

Information [Type= discrete] [Format=numeric] [Range= 1-5] [Missing=*/9/99]

Statistics [NW/ W] [Valid=1107 /-] [Invalid=12 /-]

Value	Label	Cases	Percentage
1	完全不吃	1084	97.9%
2	幾乎不吃	9	0.8%
3	偶而吃	10	0.9%
4	經常吃	1	0.1%
5	每天吃	3	0.3%
9	不知道	3	
99	missing	9	

Warning: these figures indicate the number of cases found in the data file. They cannot be interpreted as summary statistics of the population of interest.

q39: 39.您(每天)嚼幾粒檳榔：__粒（不吃檳榔，請填寫**0**）

Information [Type= discrete] [Format=numeric] [Range= 0-4] [Missing=*/99]

# q39: 39.您(每天)嚼幾粒檳榔：__粒(不吃檳榔，請填寫0)			
Statistics [NW/ W]		[Valid=1100 /-] [Invalid=19 /-]	
Value	Label	Cases	Percentage
0	0(不吃檳榔)	1089	<div><div></div></div> 99.0%
1	1-10	7	<div><div></div></div> 0.6%
2	11-20	4	<div><div></div></div> 0.4%
3	21-30	0	
4	31-40	0	
99	missing	19	
Warning: these figures indicate the number of cases found in the data file. They cannot be interpreted as summary statistics of the population of interest.			
# q40: 40.您(每天)飲酒的情形如何			
Information		[Type= discrete] [Format=numeric] [Range= 1-5] [Missing=*/9/99]	
Statistics [NW/ W]		[Valid=1109 /-] [Invalid=10 /-]	
Value	Label	Cases	Percentage
1	完全不喝	619	<div><div></div></div> 55.8%
2	幾乎不喝	189	<div><div></div></div> 17.0%
3	偶而喝	269	<div><div></div></div> 24.3%
4	經常喝	23	<div><div></div></div> 2.1%
5	每天喝	9	<div><div></div></div> 0.8%
9	不知道	3	
99	missing	7	
Warning: these figures indicate the number of cases found in the data file. They cannot be interpreted as summary statistics of the population of interest.			
# q41: 41.您(每天)喝酒的量有多少(以飲酒量計算)：__cc			
Information		[Type= discrete] [Format=numeric] [Range= 0-12] [Missing=*/99]	
Statistics [NW/ W]		[Valid=979 /-] [Invalid=140 /-]	
Value	Label	Cases	Percentage
0	0	692	<div><div></div></div> 70.7%
1	1-100	92	<div><div></div></div> 9.4%
2	101-200	58	<div><div></div></div> 5.9%
3	201-300	20	<div><div></div></div> 2.0%
4	301-400	59	<div><div></div></div> 6.0%
5	401-500	20	<div><div></div></div> 2.0%
6	501-600	15	<div><div></div></div> 1.5%
7	601-700	1	<div><div></div></div> 0.1%
8	701-800	1	<div><div></div></div> 0.1%
9	801-900	6	<div><div></div></div> 0.6%
10	901-1000	6	<div><div></div></div> 0.6%
11	1001-2000	7	<div><div></div></div> 0.7%
12	2001-3000	2	<div><div></div></div> 0.2%
99	missing	140	
Warning: these figures indicate the number of cases found in the data file. They cannot be interpreted as summary statistics of the population of interest.			
# q42: 42.請問您的教育程度			
Information		[Type= discrete] [Format=numeric] [Range= 1-7] [Missing=*/9/99]	
Statistics [NW/ W]		[Valid=1106 /-] [Invalid=13 /-]	

# q42: 42.請問您的教育程度			
Value	Label	Cases	Percentage
1	未受正規教育	2	0.2%
2	小學	26	2.4%
3	國中	48	4.3%
4	高中/高職	270	24.4%
5	大專/大學	582	52.6%
6	碩士	155	14.0%
7	博士	23	2.1%
99	missing	13	
Warning: these figures indicate the number of cases found in the data file. They cannot be interpreted as summary statistics of the population of interest.			
# q43: 43.您目前的婚姻狀況			
Information	[Type= discrete] [Format=numeric] [Range= 1-5] [Missing=*/9/99]		
Statistics [NW/ W]	[Valid=1106 /-] [Invalid=13 /-]		
Value	Label	Cases	Percentage
1	已婚/同居	788	71.2%
2	單身，從沒結過婚	237	21.4%
3	離婚	33	3.0%
4	喪偶	39	3.5%
5	分居	9	0.8%
99	missing	13	
Warning: these figures indicate the number of cases found in the data file. They cannot be interpreted as summary statistics of the population of interest.			
# q44: 44.您目前的工作狀態是			
Information	[Type= discrete] [Format=numeric] [Range= 1-5] [Missing=*/9/99]		
Statistics [NW/ W]	[Valid=1087 /-] [Invalid=32 /-]		
Value	Label	Cases	Percentage
1	退休(跳答第46題)	214	19.7%
2	沒有工作(續答第45題)	70	6.4%
3	兼職工作(跳答第46題)	101	9.3%
4	全職工作(跳答第46題)	640	58.9%
5	其他	62	5.7%
99	missing	32	
Warning: these figures indicate the number of cases found in the data file. They cannot be interpreted as summary statistics of the population of interest.			
# q45: 45.您失業多久了			
Information	[Type= discrete] [Format=numeric] [Range= 0-24] [Missing=*/99/999]		
Statistics [NW/ W]	[Valid=1062 /-] [Invalid=57 /-]		
Value	Label	Cases	Percentage
0	none	996	93.8%
0.01		1	0.1%
0.02		1	0.1%
0.03		1	0.1%
0.05		1	0.1%
0.06		1	0.1%
0.07		1	0.1%
0.1		1	0.1%

q45: 45.您失業多久了

Value	Label	Cases	Percentage
0.11		1	0.1%
0.2		1	0.1%
0.3		1	0.1%
0.4		1	0.1%
0.6		1	0.1%
0.9		1	0.1%
1		4	0.4%
1.04		1	0.1%
1.06		1	0.1%
1.4		1	0.1%
1.5		1	0.1%
2		3	0.3%
2.06		2	0.2%
2.6		1	0.1%
2.7		1	0.1%
3		3	0.3%
3.03		1	0.1%
3.07		1	0.1%
3.2		1	0.1%
3.5		1	0.1%
4		1	0.1%
5		3	0.3%
6		3	0.3%
6.6		1	0.1%
7		1	0.1%
7.06		1	0.1%
7.7		1	0.1%
8		3	0.3%
8.03		1	0.1%
9		3	0.3%
9.7		1	0.1%
10		2	0.2%
10.09		1	0.1%
10.6		1	0.1%
12		3	0.3%
13		1	0.1%
15		1	0.1%
15.3		1	0.1%
16		1	0.1%
24		1	0.1%
99	不知道	27	
999	missing	30	

Warning: these figures indicate the number of cases found in the data file. They cannot be interpreted as summary statistics of the population of interest.

q46: 46.您的工作類型為

Information	[Type= discrete] [Format=numeric] [Range= 1-7] [Missing=*/99]
-------------	---

# q46: 46.您的工作類型為			
Statistics [NW/ W]		[Valid=1014 /-] [Invalid=105 /-]	
Value	Label	Cases	Percentage
1	製造業	159	<div><div></div></div> 15.7%
2	零售或批發業	107	<div><div></div></div> 10.6%
3	教育業	118	<div><div></div></div> 11.6%
4	醫療專業	56	<div><div></div></div> 5.5%
5	政府單位	98	<div><div></div></div> 9.7%
6	大眾服務業	250	<div><div></div></div> 24.7%
7	其他	226	<div><div></div></div> 22.3%
99	missing	105	
Warning: these figures indicate the number of cases found in the data file. They cannot be interpreted as summary statistics of the population of interest.			
# q47: 47.請問您目前所居住的地方，是一般大眾所認為的城市或鄉村：			
Information		[Type= discrete] [Format=numeric] [Range= 0-1] [Missing=*/99]	
Statistics [NW/ W]		[Valid=1099 /-] [Invalid=20 /-]	
Value	Label	Cases	Percentage
0	鄉村	46	<div><div></div></div> 4.2%
1	城市	1053	<div><div></div></div> 95.8%
99	missing	20	
Warning: these figures indicate the number of cases found in the data file. They cannot be interpreted as summary statistics of the population of interest.			
# q48: 48.請問您常不常用「我們這個"社區"」這種字眼來描述自己住的地方			
Information		[Type= discrete] [Format=numeric] [Range= 1-3] [Missing=*/9/99]	
Statistics [NW/ W]		[Valid=1043 /-] [Invalid=76 /-]	
Value	Label	Cases	Percentage
1	幾乎從不(跳答第51題)	437	<div><div></div></div> 41.9%
2	偶而	359	<div><div></div></div> 34.4%
3	經常	247	<div><div></div></div> 23.7%
9	不知道(跳答第51題)	39	
99	missing	37	
Warning: these figures indicate the number of cases found in the data file. They cannot be interpreted as summary statistics of the population of interest.			
# q49: 49.您所認為的這個社區有沒有一個大概的地理界線還是範圍			
Information		[Type= discrete] [Format=numeric] [Range= 0-3] [Missing=*/9/99]	
Statistics [NW/ W]		[Valid=1018 /-] [Invalid=101 /-]	
Value	Label	Cases	Percentage
0	none	389	<div><div></div></div> 38.2%
1	很難說(跳答第51題)	69	<div><div></div></div> 6.8%
2	沒有(跳答第51題)	92	<div><div></div></div> 9.0%
3	有	468	<div><div></div></div> 46.0%
9	不知道(跳答第51題)	58	
99	missing	43	
Warning: these figures indicate the number of cases found in the data file. They cannot be interpreted as summary statistics of the population of interest.			
# q50: 50.請問社區範圍大概包括哪裡			
Information		[Type= discrete] [Format=numeric] [Range= 0-5] [Missing=*/9/99]	
Statistics [NW/ W]		[Valid=1017 /-] [Invalid=102 /-]	

# q50: 50.請問社區範圍大概包括哪裡			
Value	Label	Cases	Percentage
0	none	522	<div><div></div></div> 51.3%
1	更小的範圍	119	<div><div></div></div> 11.7%
2	整個鄰	70	<div><div></div></div> 6.9%
3	幾個鄰	98	<div><div></div></div> 9.6%
4	整個村里	144	<div><div></div></div> 14.2%
5	幾個村里	64	<div><div></div></div> 6.3%
9	不知道	51	
99	missing	51	
Warning: these figures indicate the number of cases found in the data file. They cannot be interpreted as summary statistics of the population of interest.			
# q51: 51.您目前住的房子是誰的			
Information	[Type= discrete] [Format=numeric] [Range= 0-5] [Missing=*/9/99]		
Statistics [NW/ W]	[Valid=1101 /-] [Invalid=18 /-]		
Value	Label	Cases	Percentage
0	父母/租/宿舍/親戚	0	
1	自己的	707	<div><div></div></div> 64.2%
2	父母的	228	<div><div></div></div> 20.7%
3	其他親戚朋友的	32	<div><div></div></div> 2.9%
4	租的	126	<div><div></div></div> 11.4%
5	宿舍/公司的	8	<div><div></div></div> 0.7%
9	不知道	2	
99	missing	16	
Warning: these figures indicate the number of cases found in the data file. They cannot be interpreted as summary statistics of the population of interest.			
# q52: 52.您全家一個月所有的收入加起來大概有多少			
Information	[Type= discrete] [Format=numeric] [Range= 1-8] [Missing=*/9/99]		
Statistics [NW/ W]	[Valid=927 /-] [Invalid=192 /-]		
Value	Label	Cases	Percentage
1	沒有收入	27	<div><div></div></div> 2.9%
2	10869	9	<div><div></div></div> 1.0%
3	11000-18000	40	<div><div></div></div> 4.3%
4	18000-30000	87	<div><div></div></div> 9.4%
5	30000-50000	192	<div><div></div></div> 20.7%
6	50000-80000	238	<div><div></div></div> 25.7%
7	80000-130000	189	<div><div></div></div> 20.4%
8	130000以上	145	<div><div></div></div> 15.6%
9	不知道	160	
99	missing	32	
Warning: these figures indicate the number of cases found in the data file. They cannot be interpreted as summary statistics of the population of interest.			
# q53: 53.您的年紀——歲			
Information	[Type= discrete] [Format=numeric] [Range= 20-99] [Missing=*/999]		
Statistics [NW/ W]	[Valid=1088 /-] [Invalid=31 /-]		
Value	Label	Cases	Percentage
20		12	<div><div></div></div> 1.1%
21		7	<div><div></div></div> 0.6%

q53: 53.您的年紀—歲

Value	Label	Cases	Percentage
22		5	0.5%
23		10	0.9%
24		5	0.5%
25		17	1.6%
26		12	1.1%
27		10	0.9%
28		20	1.8%
29		13	1.2%
30		31	2.8%
31		11	1.0%
32		11	1.0%
33		16	1.5%
34		15	1.4%
35		28	2.6%
36		23	2.1%
37		15	1.4%
38		26	2.4%
39		17	1.6%
40		42	3.9%
41		14	1.3%
42		17	1.6%
43		26	2.4%
44		17	1.6%
45		34	3.1%
46		32	2.9%
47		29	2.7%
48		23	2.1%
49		13	1.2%
50		55	5.1%
51		19	1.7%
52		30	2.8%
53		28	2.6%
54		22	2.0%
55		26	2.4%
56		24	2.2%
57		32	2.9%
58		26	2.4%
59		14	1.3%
60		38	3.5%
61		13	1.2%
62		19	1.7%
63		29	2.7%
64		23	2.1%
65		25	2.3%
66		15	1.4%

q53: 53.您的年紀—歲

Value	Label	Cases	Percentage
67		9	0.8%
68		17	1.6%
69		2	0.2%
70		11	1.0%
71		6	0.6%
72		8	0.7%
73		6	0.6%
74		5	0.5%
75		2	0.2%
76		4	0.4%
77		2	0.2%
78		3	0.3%
80		5	0.5%
81		1	0.1%
82		2	0.2%
83		5	0.5%
85		1	0.1%
87		1	0.1%
88		2	0.2%
90		1	0.1%
91		3	0.3%
93		1	0.1%
99		2	0.2%
999	missing	31	

Warning: these figures indicate the number of cases found in the data file. They cannot be interpreted as summary statistics of the population of interest.

q54: 54.您的性別為

Information	[Type= discrete] [Format=numeric] [Range= 0-1] [Missing=*/9/99]		
Statistics [NW/ W]	[Valid=1104 /-] [Invalid=15 /-]		
Value	Label	Cases	Percentage
0	女	580	52.5%
1	男	524	47.5%
99	missing	15	

Warning: these figures indicate the number of cases found in the data file. They cannot be interpreted as summary statistics of the population of interest.

File : data2

city: 居住城市

Information [Type= discrete] [Format=numeric] [Range= 1-3] [Missing=*]

Statistics [NW/ W] [Valid=150 /-] [Invalid=0 /-]

Value	Label	Cases	Percentage
1	台北	0	
2	台中	150	<div><div></div></div> 100.0%
3	高雄	0	

Warning: these figures indicate the number of cases found in the data file. They cannot be interpreted as summary statistics of the population of interest.

q2a: 2a.請問您住在這裡多久了

Information [Type= discrete] [Format=numeric] [Range= 0.04-65] [Missing=*/99]

Statistics [NW/ W] [Valid=149 /-] [Invalid=1 /-]

Value	Label	Cases	Percentage
0.04		1	<div><div></div></div> 0.7%
0.05		1	<div><div></div></div> 0.7%
1		4	<div><div></div></div> 2.7%
1.5		1	<div><div></div></div> 0.7%
2		2	<div><div></div></div> 1.3%
3		4	<div><div></div></div> 2.7%
3.5		1	<div><div></div></div> 0.7%
4		1	<div><div></div></div> 0.7%
5		3	<div><div></div></div> 2.0%
6		1	<div><div></div></div> 0.7%
7		3	<div><div></div></div> 2.0%
8		6	<div><div></div></div> 4.0%
9		1	<div><div></div></div> 0.7%
10		16	<div><div></div></div> 10.7%
11		1	<div><div></div></div> 0.7%
12		4	<div><div></div></div> 2.7%
13		5	<div><div></div></div> 3.4%
14		3	<div><div></div></div> 2.0%
15		7	<div><div></div></div> 4.7%
16		1	<div><div></div></div> 0.7%
17		3	<div><div></div></div> 2.0%
19		1	<div><div></div></div> 0.7%
20		16	<div><div></div></div> 10.7%
21		1	<div><div></div></div> 0.7%
22		1	<div><div></div></div> 0.7%
24		2	<div><div></div></div> 1.3%
25		10	<div><div></div></div> 6.7%
26		1	<div><div></div></div> 0.7%
27		5	<div><div></div></div> 3.4%
28		2	<div><div></div></div> 1.3%
30		12	<div><div></div></div> 8.1%
31		2	<div><div></div></div> 1.3%

File : data2

q2a: 2a.請問您住在這裡多久了

Value	Label	Cases	Percentage
34		1	0.7%
35		4	2.7%
37		1	0.7%
38		1	0.7%
40		10	6.7%
41		1	0.7%
43		1	0.7%
45		2	1.3%
50		4	2.7%
54		1	0.7%
65		1	0.7%
99	訪員跳問	1	

Warning: these figures indicate the number of cases found in the data file. They cannot be interpreted as summary statistics of the population of interest.

q2b: 2b.您目前住的房子是誰的

Information	[Type= discrete] [Format=numeric] [Range= 1-5] [Missing=*/-8/-9/99]
Statistics [NW/ W]	[Valid=150 /-] [Invalid=0 /-]

Value	Label	Cases	Percentage
1	自己的	113	75.3%
2	父母的	20	13.3%
3	其他親戚朋友的	6	4.0%
4	租的	11	7.3%
5	宿舍/公司的	0	
-9	拒絕回答	0	
-8	不知道	0	
99	訪員跳問	0	

Warning: these figures indicate the number of cases found in the data file. They cannot be interpreted as summary statistics of the population of interest.

q2c: 2c.您目前居住房屋的類型

Information	[Type= discrete] [Format=numeric] [Range= 1-6] [Missing=*/-8/-9/99]
Statistics [NW/ W]	[Valid=149 /-] [Invalid=1 /-]

Value	Label	Cases	Percentage
1	透天厝	143	96.0%
2	無電梯公寓	5	3.4%
3	七層內電梯公寓	0	
4	高於七層電梯大樓	0	
5	平房或四合院	0	
6	其他	1	0.7%
-9	拒絕回答	0	
-8	不知道	1	
99	訪員跳問	0	

Warning: these figures indicate the number of cases found in the data file. They cannot be interpreted as summary statistics of the population of interest.

q4a: 4a.為什麼會選擇住在現在的地址距離學校或工作地點較近

Information	[Type= discrete] [Format=numeric] [Range= 0-1] [Missing=*/-8/-9/99]
-------------	---

File : data2			
# q4a: 4a.為什麼會選擇住在現在的地址距離學校或工作地點較近			
Statistics [NW/ W]		[Valid=145 /-] [Invalid=5 /-]	
Value	Label	Cases	Percentage
0	否	65	<div><div></div></div> 44.8%
1	是	80	<div><div></div></div> 55.2%
-9	拒絕回答	3	
-8	不知道	2	
99	訪員跳問	0	
Warning: these figures indicate the number of cases found in the data file. They cannot be interpreted as summary statistics of the population of interest.			
# q4b: 4b.為什麼會選擇住在現在的地址治安比較好			
Information		[Type= discrete] [Format=numeric] [Range= 0-1] [Missing=*/-8/-9/99]	
Statistics [NW/ W]		[Valid=142 /-] [Invalid=8 /-]	
Value	Label	Cases	Percentage
0	否	102	<div><div></div></div> 71.8%
1	是	40	<div><div></div></div> 28.2%
-9	拒絕回答	4	
-8	不知道	4	
99	訪員跳問	0	
Warning: these figures indicate the number of cases found in the data file. They cannot be interpreted as summary statistics of the population of interest.			
# q4c: 4c.為什麼會選擇住在現在的地址有較好的商店， 與公共服務			
Information		[Type= discrete] [Format=numeric] [Range= 0-1] [Missing=*/-8/-9/99]	
Statistics [NW/ W]		[Valid=144 /-] [Invalid=6 /-]	
Value	Label	Cases	Percentage
0	否	103	<div><div></div></div> 71.5%
1	是	41	<div><div></div></div> 28.5%
-9	拒絕回答	3	
-8	不知道	3	
99	訪員跳問	0	
Warning: these figures indicate the number of cases found in the data file. They cannot be interpreted as summary statistics of the population of interest.			
# q4d: 4d.為什麼會選擇住在現在的地址可遠離毒品藥物			
Information		[Type= discrete] [Format=numeric] [Range= 0-1] [Missing=*/-8/-9/99]	
Statistics [NW/ W]		[Valid=141 /-] [Invalid=9 /-]	
Value	Label	Cases	Percentage
0	否	113	<div><div></div></div> 80.1%
1	是	28	<div><div></div></div> 19.9%
-9	拒絕回答	3	
-8	不知道	6	
99	訪員跳問	0	
Warning: these figures indicate the number of cases found in the data file. They cannot be interpreted as summary statistics of the population of interest.			
# q4e: 4e.為什麼會選擇住在現在的地址這裡是好學區			
Information		[Type= discrete] [Format=numeric] [Range= 0-1] [Missing=*/-8/-9/99]	
Statistics [NW/ W]		[Valid=144 /-] [Invalid=6 /-]	

File : data2

q4e: 4e.為什麼會選擇住在現在的地址這裡是好學區

Value	Label	Cases	Percentage
0	否	93	<div><div></div></div> 64.6%
1	是	51	<div><div></div></div> 35.4%
-9	拒絕回答	3	
-8	不知道	3	
99	訪員跳問	0	

Warning: these figures indicate the number of cases found in the data file. They cannot be interpreted as summary statistics of the population of interest.

q4f: 4f.為什麼會選擇住在現在的地址這裡的租屋或房屋品質比較好

Information	[Type= discrete] [Format=numeric] [Range= 0-1] [Missing=*/-8/-9/99]
Statistics [NW/ W]	[Valid=144 /-] [Invalid=6 /-]

Value	Label	Cases	Percentage
0	否	91	<div><div></div></div> 63.2%
1	是	53	<div><div></div></div> 36.8%
-9	拒絕回答	3	
-8	不知道	3	
99	訪員跳問	0	

Warning: these figures indicate the number of cases found in the data file. They cannot be interpreted as summary statistics of the population of interest.

q4g: 4g.為什麼會選擇住在現在的地址為了讓孩子遠離不良朋友的影響

Information	[Type= discrete] [Format=numeric] [Range= 0-1] [Missing=*/-8/-9/99]
Statistics [NW/ W]	[Valid=143 /-] [Invalid=7 /-]

Value	Label	Cases	Percentage
0	否	120	<div><div></div></div> 83.9%
1	是	23	<div><div></div></div> 16.1%
-9	拒絕回答	3	
-8	不知道	4	
99	訪員跳問	0	

Warning: these figures indicate the number of cases found in the data file. They cannot be interpreted as summary statistics of the population of interest.

q4h: 4h.為什麼會選擇住在現在的地址為了住在比較安全的社區

Information	[Type= discrete] [Format=numeric] [Range= 0-1] [Missing=*/-8/-9/99]
Statistics [NW/ W]	[Valid=145 /-] [Invalid=5 /-]

Value	Label	Cases	Percentage
0	否	99	<div><div></div></div> 68.3%
1	是	46	<div><div></div></div> 31.7%
-9	拒絕回答	3	
-8	不知道	2	
99	訪員跳問	0	

Warning: these figures indicate the number of cases found in the data file. They cannot be interpreted as summary statistics of the population of interest.

q4i: 4i.為什麼會選擇住在現在的地址為了住在比較少外籍勞工活動的地方

Information	[Type= discrete] [Format=numeric] [Range= 0-1] [Missing=*/-8/-9/99]
Statistics [NW/ W]	[Valid=142 /-] [Invalid=8 /-]

File : data2

q4i: 4i.為什麼會選擇住在現在的地址為了住在比較少外籍勞工活動的地方

Value	Label	Cases	Percentage
0	否	126	88.7%
1	是	16	11.3%
-9	拒絕回答	4	
-8	不知道	4	
99	訪員跳問	0	

Warning: these figures indicate the number of cases found in the data file. They cannot be interpreted as summary statistics of the population of interest.

q5: 5.在搬到目前居住的地址以前，您住在哪裡

Information	[Type= discrete] [Format=numeric] [Range= 1-5] [Missing=*/-8/-9/99]
Statistics [NW/ W]	[Valid=148 /-] [Invalid=2 /-]

Value	Label	Cases	Percentage
1	不在台中市	31	20.9%
2	在台中市的不同社區	64	43.2%
3	居住在同個社區但不同路上	34	23.0%
4	居住在同條路的範圍內，但不同地址	5	3.4%
5	一直住在這個地址	14	9.5%
-9	拒絕回答	0	
-8	不知道	0	
99	訪員跳問	2	

Warning: these figures indicate the number of cases found in the data file. They cannot be interpreted as summary statistics of the population of interest.

q6a: 6a.鄰居之間會互相幫忙

Information	[Type= discrete] [Format=numeric] [Range= 1-4] [Missing=*/-8/-9/99]
Statistics [NW/ W]	[Valid=147 /-] [Invalid=3 /-]









Value	Label	Cases	Percentage
1	非常同意	8	5.4%
2	同意	120	81.6%
3	不同意	19	12.9%
4	非常不同意	0	
-9	拒絕回答	2	
-8	不知道	1	
99	訪員跳問	0	

Warning: these figures indicate the number of cases found in the data file. They cannot be interpreted as summary statistics of the population of interest.

q6b: 6b.鄰居之間會關心注意彼此




Information	[Type= discrete] [Format=numeric] [Range= 1-4] [Missing=*/-8/-9/99]
Statistics [NW/ W]	[Valid=148 /-] [Invalid=2 /-]

Value	Label	Cases	Percentage
1	非常同意	6	4.1%
2	同意	120	81.1%
3	不同意	22	14.9%
4	非常不同意	0	
-9	拒絕回答	2	
-8	不知道	0	

File : data2			
# q6b: 6b.鄰居之間會關心注意彼此			
Value	Label	Cases	Percentage
99	訪員跳問	0	
<i>Warning: these figures indicate the number of cases found in the data file. They cannot be interpreted as summary statistics of the population of interest.</i>			
# q6c: 6c.整體來說，您相信您的鄰居			
Information	[Type= discrete] [Format=numeric] [Range= 1-4] [Missing=*/-8/-9/99]		
Statistics [NW/ W]	[Valid=148 /-] [Invalid=2 /-]		
Value	Label	Cases	Percentage
1	非常同意	7	 4.7%
2	同意	119	 80.4%
3	不同意	22	 14.9%
4	非常不同意	0	
-9	拒絕回答	1	
-8	不知道	1	
99	訪員跳問	0	
<i>Warning: these figures indicate the number of cases found in the data file. They cannot be interpreted as summary statistics of the population of interest.</i>			
# q6d: 6d.鄰居之間相處狀況不佳			
Information	[Type= discrete] [Format=numeric] [Range= 1-4] [Missing=*/-8/-9/99]		
Statistics [NW/ W]	[Valid=149 /-] [Invalid=1 /-]		
Value	Label	Cases	Percentage
1	非常同意	0	
2	同意	13	 8.7%
3	不同意	134	 89.9%
4	非常不同意	2	 1.3%
-9	拒絕回答	0	
-8	不知道	1	
99	訪員跳問	0	
<i>Warning: these figures indicate the number of cases found in the data file. They cannot be interpreted as summary statistics of the population of interest.</i>			
# q6e: 6e.鄰居之間沒有共同的價值觀			
Information	[Type= discrete] [Format=numeric] [Range= 1-4] [Missing=*/-8/-9/99]		
Statistics [NW/ W]	[Valid=127 /-] [Invalid=23 /-]		
Value	Label	Cases	Percentage
1	非常同意	0	
2	同意	43	 33.9%
3	不同意	84	 66.1%
4	非常不同意	0	
-9	拒絕回答	7	
-8	不知道	16	
99	訪員跳問	0	
<i>Warning: these figures indicate the number of cases found in the data file. They cannot be interpreted as summary statistics of the population of interest.</i>			
# q6f: 6f.鄰居之間通常不會講話聊天			
Information	[Type= discrete] [Format=numeric] [Range= 1-4] [Missing=*/-8/-9/99]		
Statistics [NW/ W]	[Valid=149 /-] [Invalid=1 /-]		

File : data2




q6f: 6f.鄰居之間通常不會講話聊天

Value	Label	Cases	Percentage
1	非常同意	0	
2	同意	23	 15.4%
3	不同意	125	 83.9%
4	非常不同意	1	 0.7%
-9	拒絕回答	1	
-8	不知道	0	
99	訪員跳問	0	

Warning: these figures indicate the number of cases found in the data file. They cannot be interpreted as summary statistics of the population of interest.

q6g: 6g.鄰居居住在這裡的時間都不長




Information	[Type= discrete] [Format=numeric] [Range= 1-4] [Missing=*/-8/-9/99]
Statistics [NW/ W]	[Valid=147 /-] [Invalid=3 /-]

Value	Label	Cases	Percentage
1	非常同意	0	
2	同意	9	 6.1%
3	不同意	133	 90.5%
4	非常不同意	5	 3.4%
-9	拒絕回答	2	
-8	不知道	1	
99	訪員跳問	0	

Warning: these figures indicate the number of cases found in the data file. They cannot be interpreted as summary statistics of the population of interest.

q7a: 7a.您居住街道附近的房子及庭院髒亂

Information	[Type= discrete] [Format=numeric] [Range= 1-4] [Missing=*/-8/-9/99]
Statistics [NW/ W]	[Valid=149 /-] [Invalid=1 /-]

Value	Label	Cases	Percentage
1	非常同意	0	
2	同意	23	 15.4%
3	不同意	124	 83.2%
4	非常不同意	2	 1.3%
-9	拒絕回答	0	
-8	不知道	1	
99	訪員跳問	0	

Warning: these figures indicate the number of cases found in the data file. They cannot be interpreted as summary statistics of the population of interest.

a7b: 7b.您居住街道附近的房子看起來很老舊

Information	[Type= discrete] [Format=numeric] [Range= 1-4] [Missing=*/-8/-9/99]
Statistics [NW/ W]	[Valid=150 /-] [Invalid=0 /-]




Value	Label	Cases	Percentage
1	非常同意	0	
2	同意	50	 33.3%
3	不同意	100	 66.7%
4	非常不同意	0	
-9	拒絕回答	0	

File : data2			
# a7b: 7b.您居住街道附近的房子看起來很老舊			
Value	Label	Cases	Percentage
-8	不知道	0	
99	訪員跳問	0	
Warning: these figures indicate the number of cases found in the data file. They cannot be interpreted as summary statistics of the population of interest.			
# q7c: 7c.您居住街道附近的遊樂場所多，如網咖、撞球場等，或常有人打架			
Information	[Type= discrete] [Format=numeric] [Range= 1-4] [Missing=*/-8/-9/99]		
Statistics [NW/ W]	[Valid=147 /-] [Invalid=3 /-]		
Value	Label	Cases	Percentage
1	非常同意	0	
2	同意	12	<div><div></div>8.2%</div>
3	不同意	134	<div><div></div>91.2%</div>
4	非常不同意	1	<div><div></div>0.7%</div>
-9	拒絕回答	1	
-8	不知道	2	
99	訪員跳問	0	
Warning: these figures indicate the number of cases found in the data file. They cannot be interpreted as summary statistics of the population of interest.			
# q7d: 7d.您居住街道附近有外籍勞工聚集			
Information	[Type= discrete] [Format=numeric] [Range= 1-4] [Missing=*/-8/-9/99]		
Statistics [NW/ W]	[Valid=147 /-] [Invalid=3 /-]		
Value	Label	Cases	Percentage
1	非常同意	0	
2	同意	13	<div><div></div>8.8%</div>
3	不同意	131	<div><div></div>89.1%</div>
4	非常不同意	3	<div><div></div>2.0%</div>
-9	拒絕回答	1	
-8	不知道	2	
99	訪員跳問	0	
Warning: these figures indicate the number of cases found in the data file. They cannot be interpreted as summary statistics of the population of interest.			
# q7e: 7e.您居住街道附近有遊民聚集			
Information	[Type= discrete] [Format=numeric] [Range= 1-4] [Missing=*/-8/-9/99]		
Statistics [NW/ W]	[Valid=150 /-] [Invalid=0 /-]		
Value	Label	Cases	Percentage
1	非常同意	0	
2	同意	12	<div><div></div>8.0%</div>
3	不同意	136	<div><div></div>90.7%</div>
4	非常不同意	2	<div><div></div>1.3%</div>
-9	拒絕回答	0	
-8	不知道	0	
99	訪員跳問	0	
Warning: these figures indicate the number of cases found in the data file. They cannot be interpreted as summary statistics of the population of interest.			
# q7f: 7f.住在您居住街道附近的許多成年人都沒有工作			
Information	[Type= discrete] [Format=numeric] [Range= 1-4] [Missing=*/-8/-9/99]		

File : data2

q7f: 7f.住在您居住街道附近的許多成年人都沒有工作

Statistics [NW/ W] [Valid=133 /-] [Invalid=17 /-]




Value	Label	Cases	Percentage
1	非常同意	0	
2	同意	14	 10.5%
3	不同意	118	 88.7%
4	非常不同意	1	 0.8%
-9	拒絕回答	6	
-8	不知道	11	
99	訪員跳問	0	

Warning: these figures indicate the number of cases found in the data file. They cannot be interpreted as summary statistics of the population of interest.

q7g: 7g.請問您覺得街道居民的教育程度如何，1最低4最高分

Information [Type= discrete] [Format=numeric] [Range= 1-4] [Missing=*/-8/-9/99]

Statistics [NW/ W] [Valid=132 /-] [Invalid=18 /-]




Value	Label	Cases	Percentage
1	非常同意	0	
2	同意	22	 16.7%
3	不同意	102	 77.3%
4	非常不同意	8	 6.1%
-9	拒絕回答	6	
-8	不知道	12	
99	訪員跳問	0	

Warning: these figures indicate the number of cases found in the data file. They cannot be interpreted as summary statistics of the population of interest.

q7h: 7h.您居住的街道環境很清幽

Information [Type= discrete] [Format=numeric] [Range= 1-4] [Missing=*/-8/-9/99]

Statistics [NW/ W] [Valid=149 /-] [Invalid=1 /-]




Value	Label	Cases	Percentage
1	非常同意	2	 1.3%
2	同意	137	 91.9%
3	不同意	10	 6.7%
4	非常不同意	0	
-9	拒絕回答	0	
-8	不知道	1	
99	訪員跳問	0	

Warning: these figures indicate the number of cases found in the data file. They cannot be interpreted as summary statistics of the population of interest.

q7i: 7i.您居住的街道適合小孩成長

Information [Type= discrete] [Format=numeric] [Range= 1-4] [Missing=*/-8/-9/99]

Statistics [NW/ W] [Valid=144 /-] [Invalid=6 /-]

Value	Label	Cases	Percentage
1	非常同意	2	 1.4%
2	同意	130	 90.3%
3	不同意	12	 8.3%
4	非常不同意	0	

File : data2

q7i: 7i.您居住的街道適合小孩成長

Value	Label	Cases	Percentage
-9	拒絕回答	3	
-8	不知道	3	
99	訪員跳問	0	

Warning: these figures indicate the number of cases found in the data file. They cannot be interpreted as summary statistics of the population of interest.

q8a: 8a.如果有小孩翹課，並且在您居住的街道上閒晃，鄰居協助處理的可能性

Information	[Type= discrete] [Format=numeric] [Range= 1-4] [Missing=*/-8/-9/99]		
Statistics [NW/ W]	[Valid=135 /-] [Invalid=15 /-]		
Value	Label	Cases	Percentage
1	非常可能	4	3.0%
2	可能	101	74.8%
3	不可能	30	22.2%
4	非常不可能	0	
-9	拒絕回答	3	
-8	不知道	12	
99	訪員跳問	0	

Warning: these figures indicate the number of cases found in the data file. They cannot be interpreted as summary statistics of the population of interest.

q8b: 8b.如果有一群小孩在建築物上塗鴉，鄰居協助處理的可能性

Information	[Type= discrete] [Format=numeric] [Range= 1-4] [Missing=*/-8/-9/99]		
Statistics [NW/ W]	[Valid=136 /-] [Invalid=14 /-]		
Value	Label	Cases	Percentage
1	非常可能	2	1.5%
2	可能	113	83.1%
3	不可能	21	15.4%
4	非常不可能	0	
-9	拒絕回答	4	
-8	不知道	10	
99	訪員跳問	0	

Warning: these figures indicate the number of cases found in the data file. They cannot be interpreted as summary statistics of the population of interest.

q8c: 8c.如果青少年對長輩表現出不禮貌的行為，鄰居協助處理的可能性

Information	[Type= discrete] [Format=numeric] [Range= 1-4] [Missing=*/-8/-9/99]		
Statistics [NW/ W]	[Valid=131 /-] [Invalid=19 /-]		
Value	Label	Cases	Percentage
1	非常可能	1	0.8%
2	可能	89	67.9%
3	不可能	41	31.3%
4	非常不可能	0	
-9	拒絕回答	8	
-8	不知道	11	
99	訪員跳問	0	

Warning: these figures indicate the number of cases found in the data file. They cannot be interpreted as summary statistics of the population of interest.

File : data2			
# q8d: 8d.如果在您的家門口發生打架爭吵事件，鄰居協助處理的可能性			
Information	[Type= discrete] [Format=numeric] [Range= 1-4] [Missing=*/-8/-9/99]		
Statistics [NW/ W]	[Valid=138 /-] [Invalid=12 /-]		
Value	Label	Cases	Percentage
1	非常可能	5	<div><div></div></div> 3.6%
2	可能	118	<div><div></div></div> 85.5%
3	不可能	15	<div><div></div></div> 10.9%
4	非常不可能	0	
-9	拒絕回答	5	
-8	不知道	7	
99	訪員跳問	0	
Warning: these figures indicate the number of cases found in the data file. They cannot be interpreted as summary statistics of the population of interest.			
# q8e: 8e.如果有小孩刮傷或破壞路邊停放的車子/摩托車，鄰居協助處理的可能性			
Information	[Type= discrete] [Format=numeric] [Range= 1-4] [Missing=*/-8/-9/99]		
Statistics [NW/ W]	[Valid=139 /-] [Invalid=11 /-]		
Value	Label	Cases	Percentage
1	非常可能	1	<div><div></div></div> 0.7%
2	可能	121	<div><div></div></div> 87.1%
3	不可能	17	<div><div></div></div> 12.2%
4	非常不可能	0	
-9	拒絕回答	6	
-8	不知道	5	
99	訪員跳問	0	
Warning: these figures indicate the number of cases found in the data file. They cannot be interpreted as summary statistics of the population of interest.			
# q9a: 9a.與造成居住街道困擾的人或團體進行溝通			
Information	[Type= discrete] [Format=numeric] [Range= 0-1] [Missing=*/-8/-9/99]		
Statistics [NW/ W]	[Valid=147 /-] [Invalid=3 /-]		
Value	Label	Cases	Percentage
0	否	106	<div><div></div></div> 72.1%
1	是	41	<div><div></div></div> 27.9%
-9	拒絕回答	0	
-8	不知道	3	
99	訪員跳問	0	
Warning: these figures indicate the number of cases found in the data file. They cannot be interpreted as summary statistics of the population of interest.			
# q9b: 9b.參與社區、里民大會			
Information	[Type= discrete] [Format=numeric] [Range= 0-1] [Missing=*/-8/-9/99]		
Statistics [NW/ W]	[Valid=149 /-] [Invalid=1 /-]		
Value	Label	Cases	Percentage
0	否	96	<div><div></div></div> 64.4%
1	是	53	<div><div></div></div> 35.6%
-9	拒絕回答	0	
-8	不知道	1	
99	訪員跳問	0	

File : data2			
# q9b: 9b.參與社區、里民大會			
<i>Warning: these figures indicate the number of cases found in the data file. They cannot be interpreted as summary statistics of the population of interest.</i>			
# q9c: 9c.請教地方長輩如何改善鄰里問題			
Information	[Type= discrete] [Format=numeric] [Range= 0-1] [Missing=*/-8/-9/99]		
Statistics [NW/ W]	[Valid=145 /-] [Invalid=5 /-]		
Value	Label	Cases	Percentage
0	否	103	<div><div></div></div> 71.0%
1	是	42	<div><div></div></div> 29.0%
-9	拒絕回答	1	
-8	不知道	4	
99	訪員跳問	0	
<i>Warning: these figures indicate the number of cases found in the data file. They cannot be interpreted as summary statistics of the population of interest.</i>			
# q9d: 9d.與鄰居聚在一起處理鄰里問題或共同促進鄰里發展			
Information	[Type= discrete] [Format=numeric] [Range= 0-1] [Missing=*/-8/-9/99]		
Statistics [NW/ W]	[Valid=149 /-] [Invalid=1 /-]		
Value	Label	Cases	Percentage
0	否	89	<div><div></div></div> 59.7%
1	是	60	<div><div></div></div> 40.3%
-9	拒絕回答	1	
-8	不知道	0	
99	訪員跳問	0	
<i>Warning: these figures indicate the number of cases found in the data file. They cannot be interpreted as summary statistics of the population of interest.</i>			
# q9e: 9e.為鄰里問題向民代陳情			
Information	[Type= discrete] [Format=numeric] [Range= 0-1] [Missing=*/-8/-9/99]		
Statistics [NW/ W]	[Valid=149 /-] [Invalid=1 /-]		
Value	Label	Cases	Percentage
0	否	109	<div><div></div></div> 73.2%
1	是	40	<div><div></div></div> 26.8%
-9	拒絕回答	0	
-8	不知道	1	
99	訪員跳問	0	
<i>Warning: these figures indicate the number of cases found in the data file. They cannot be interpreted as summary statistics of the population of interest.</i>			
# q9f: 9f.曾經擔任鄰里守望相助人員或協助辦理鄰里活動			
Information	[Type= discrete] [Format=numeric] [Range= 0-1] [Missing=*/-8/-9/99]		
Statistics [NW/ W]	[Valid=148 /-] [Invalid=2 /-]		
Value	Label	Cases	Percentage
0	否	119	<div><div></div></div> 80.4%
1	是	29	<div><div></div></div> 19.6%
-9	拒絕回答	0	
-8	不知道	2	
99	訪員跳問	0	
<i>Warning: these figures indicate the number of cases found in the data file. They cannot be interpreted as summary statistics of the population of interest.</i>			

File : data2

q10: 10.除了村里長之外，您居住的地方或附近，是否還設有其他組織來協助處理當地公共事務，如管理委員會、社區委員會、自治會等其他組織來協助處理當地公共事務

Information [Type= discrete] [Format=numeric] [Range= 0-1] [Missing=*/-8/-9/99]

Statistics [NW/ W] [Valid=138 /-] [Invalid=12 /-]

Value	Label	Cases	Percentage
0	否(跳答第19題)	106	76.8%
1	是	32	23.2%
-9	拒絕回答(跳答第19題)	3	
-8	不知道(跳答第19題)	9	
99	訪員跳問	0	

Warning: these figures indicate the number of cases found in the data file. They cannot be interpreted as summary statistics of the population of interest.

q11: 11.若您回答是，請問這個組織是

Information [Type= discrete] [Format=character] [Missing=*]

Statistics [NW/ W] [Valid=32 /-] [Invalid=0 /-]

Value	Label	Cases	Percentage
不清楚		1	3.1%
不知		2	6.2%
九龍宮		1	3.1%
大興社區		1	3.1%
守望相助隊		5	15.6%
宮廟委員會		1	3.1%
永興宮		1	3.1%
社區促進協會		1	3.1%
社區協會		1	3.1%
社區委員會		1	3.1%
社區理事會		1	3.1%
社區發展協會		6	18.8%
社區發展委員會		1	3.1%
社發展農村再造		1	3.1%
福光宮委員會 土?		1	3.1%
福興社區發展 委員		1	3.1%
福順宮委員會		1	3.1%
管委會		4	12.5%
逢甲守望相助 隊		1	3.1%

Warning: these figures indicate the number of cases found in the data file. They cannot be interpreted as summary statistics of the population of interest.

q12: 12.這個組織所服務的住戶範圍是以下哪種情況

Information [Type= discrete] [Format=numeric] [Range= 0-5] [Missing=*/-8/-9/99]

Statistics [NW/ W] [Valid=147 /-] [Invalid=3 /-]

Value	Label	Cases	Percentage
0	跳答	118	80.3%

File : data2

q12: 12.這個組織所服務的住戶範圍是以下哪種情況

Value	Label	Cases	Percentage
1	幾個村里	2	1.4%
2	整個村里	20	13.6%
3	幾個鄰	0	
4	整個鄰	3	2.0%
5	更小的範圍	4	2.7%
-9	拒絕回答	0	
-8	不知道	3	
99	訪員跳問	0	

Warning: these figures indicate the number of cases found in the data file. They cannot be interpreted as summary statistics of the population of interest.

q13: 13.您過去一年有繳交費用給這個組織嗎

Information	[Type= discrete] [Format=numeric] [Range= 0-3] [Missing=*/-8/-9/99]
Statistics [NW/ W]	[Valid=149 /-] [Invalid=1 /-]

Value	Label	Cases	Percentage
0	跳答	118	79.2%
1	是	12	8.1%
2	否	11	7.4%
3	不收費	8	5.4%
-9	拒絕回答	0	
-8	不知道	1	
99	訪員跳問	0	

Warning: these figures indicate the number of cases found in the data file. They cannot be interpreted as summary statistics of the population of interest.

q14: 14.您過去一年有參與過這個組織的活動嗎

Information	[Type= discrete] [Format=numeric] [Range= 0-3] [Missing=*/-8/-9/99]
Statistics [NW/ W]	[Valid=148 /-] [Invalid=2 /-]

Value	Label	Cases	Percentage
0	跳答	118	79.7%
1	是	13	8.8%
2	否	17	11.5%
3	沒辦活動	0	
-9	拒絕回答	0	
-8	不知道	1	
99	訪員跳問	1	

Warning: these figures indicate the number of cases found in the data file. They cannot be interpreted as summary statistics of the population of interest.

q15: 15.您曾擔任這個組織的幹部嗎






Information	[Type= discrete] [Format=numeric] [Range= 0-1] [Missing=*/-8/-9/99]
Statistics [NW/ W]	[Valid=149 /-] [Invalid=1 /-]

Value	Label	Cases	Percentage
0	否, 跳答	143	96.0%
1	是	6	4.0%
-9	拒絕回答	0	
-8	不知道	1	

File : data2			
# q15: 15.您會擔任這個組織的幹部嗎			
Value	Label	Cases	Percentage
99	訪員跳問	0	
<i>Warning: these figures indicate the number of cases found in the data file. They cannot be interpreted as summary statistics of the population of interest.</i>			
# q16: 16.這個組織對您居住一代附近的環境有助益嗎			
Information	[Type= discrete] [Format=numeric] [Range= 0-1] [Missing=*/-8/-9/99]		
Statistics [NW/ W]	[Valid=147 /-] [Invalid=3 /-]		
Value	Label	Cases	Percentage
0	否,跳答	123	83.7%
1	是	24	16.3%
-9	拒絕回答	1	
-8	不知道	2	
99	訪員跳問	0	
<i>Warning: these figures indicate the number of cases found in the data file. They cannot be interpreted as summary statistics of the population of interest.</i>			
# q17: 17.您是否願意以繳交會費、捐款、擔任幹部、擔任義工，以及積極參與組織活動等方式來支持這個組織			
Information	[Type= discrete] [Format=numeric] [Range= 0-1] [Missing=*/-8/-9/99]		
Statistics [NW/ W]	[Valid=149 /-] [Invalid=1 /-]		
Value	Label	Cases	Percentage
0	否,跳答(跳答第19題)	125	83.9%
1	是	24	16.1%
-9	拒絕回答(跳答第19題)	0	
-8	不知道(跳答第19題)	1	
99	訪員跳問	0	
<i>Warning: these figures indicate the number of cases found in the data file. They cannot be interpreted as summary statistics of the population of interest.</i>			
# q18: 18.若您的回答為是，請問您是願意以哪種方式來支持組織			
Information	[Type= discrete] [Format=character] [Missing=*]		
Statistics [NW/ W]	[Valid=24 /-] [Invalid=0 /-]		
Value	Label	Cases	Percentage
交會費		1	4.2%
參加活動		1	4.2%
幹部		3	12.5%
幹部捐款		1	4.2%
志工		2	8.3%
捐款		4	16.7%
會費		2	8.3%
會費、義工		1	4.2%
繳費		4	16.7%
繳費幹部		1	4.2%
繳錢		1	4.2%
義工		2	8.3%
開會		1	4.2%
<i>Warning: these figures indicate the number of cases found in the data file. They cannot be interpreted as summary statistics of the population of interest.</i>			

# q19: 19.您知道鄰居的任何一人叫什麼名字嗎			
Information	[Type= discrete] [Format=numeric] [Range= 0-1] [Missing=*/-8/-9/99]		
Statistics [NW/ W]	[Valid=149 /-] [Invalid=1 /-]		
Value	Label	Cases	Percentage
0	否	41	<div></div> 27.5%
1	是	108	<div></div> 72.5%
-9	拒絕回答	0	
-8	不知道	1	
99	訪員跳問	0	
Warning: these figures indicate the number of cases found in the data file. They cannot be interpreted as summary statistics of the population of interest.			
# q20: 20.在您的鄰居之中，大概有多少人是彼此互相認識的			
Information	[Type= discrete] [Format=numeric] [Range= 1-4] [Missing=*/-8/-9/99]		
Statistics [NW/ W]	[Valid=150 /-] [Invalid=0 /-]		
Value	Label	Cases	Percentage
1	幾乎都互相認識	45	<div></div> 30.0%
2	大部份互相認識	81	<div></div> 54.0%
3	很少互相認	22	<div></div> 14.7%
4	幾乎互相都不認識	2	<div></div> 1.3%
-9	拒絕回答	0	
-8	不知道	0	
99	訪員跳問	0	
Warning: these figures indicate the number of cases found in the data file. They cannot be interpreted as summary statistics of the population of interest.			
# q21: 21.是否有任何親近的親戚或好朋友與您住在同一條街道上			
Information	[Type= discrete] [Format=numeric] [Range= 0-1] [Missing=*/-8/-9/99]		
Statistics [NW/ W]	[Valid=149 /-] [Invalid=1 /-]		
Value	Label	Cases	Percentage
0	否	102	<div></div> 68.5%
1	是	47	<div></div> 31.5%
-9	拒絕回答	0	
-8	不知道	0	
99	訪員跳問	1	
Warning: these figures indicate the number of cases found in the data file. They cannot be interpreted as summary statistics of the population of interest.			
# q22: 22.同一條街道上，您認為有多少位鄰居可算是您的朋友			
Information	[Type= discrete] [Format=numeric] [Range= 0-50] [Missing=*/-8/-9/99]		
Statistics [NW/ W]	[Valid=146 /-] [Invalid=4 /-]		
Value	Label	Cases	Percentage
0		42	<div></div> 28.8%
1		6	<div></div> 4.1%
2		12	<div></div> 8.2%
3		16	<div></div> 11.0%
4		6	<div></div> 4.1%
5		16	<div></div> 11.0%
6		4	<div></div> 2.7%
7		3	<div></div> 2.1%





q22: 22.同一條街道上，您認為有多少位鄰居可算是您的朋友

Value	Label	Cases	Percentage
8		2	 1.4%
10		18	 12.3%
15		1	 0.7%
20		10	 6.8%
30		7	 4.8%
50		3	 2.1%
-9	拒絕回答	0	
-8	不知道	4	
99	訪員跳問	0	

Warning: these figures indicate the number of cases found in the data file. They cannot be interpreted as summary statistics of the population of interest.

q23: 23.您平常會不會和鄰居聊天





Information	[Type= discrete] [Format=numeric] [Range= 1-4] [Missing=*/-8/-9/99]
Statistics [NW/ W]	[Valid=150 /-] [Invalid=0 /-]

Value	Label	Cases	Percentage
1	常常	25	 16.7%
2	有時候	76	 50.7%
3	很少	44	 29.3%
4	從來沒有	5	 3.3%
-9	拒絕回答	0	
-8	不知道	0	
99	訪員跳問	0	

Warning: these figures indicate the number of cases found in the data file. They cannot be interpreted as summary statistics of the population of interest.

q24: 24.您平常會不會去鄰居家作客或談天





Information	[Type= discrete] [Format=numeric] [Range= 1-4] [Missing=*/-8/-9/99]
Statistics [NW/ W]	[Valid=150 /-] [Invalid=0 /-]

Value	Label	Cases	Percentage
1	常常	8	 5.3%
2	有時候	20	 13.3%
3	很少	59	 39.3%
4	從來沒有	63	 42.0%
-9	拒絕回答	0	
-8	不知道	0	
99	訪員跳問	0	

Warning: these figures indicate the number of cases found in the data file. They cannot be interpreted as summary statistics of the population of interest.

q25: 25.您平常會不會和鄰居互相幫忙

Information	[Type= discrete] [Format=numeric] [Range= 1-4] [Missing=*/-8/-9/99]
Statistics [NW/ W]	[Valid=150 /-] [Invalid=0 /-]

Value	Label	Cases	Percentage
1	常常	16	 10.7%
2	有時候	87	 58.0%
3	很少	35	 23.3%
4	從來沒有	12	 8.0%
-9	拒絕回答	0	

# q25: 25.您平常會不會和鄰居互相幫忙			
Value	Label	Cases	Percentage
-8	不知道	0	
99	訪員跳問	0	
Warning: these figures indicate the number of cases found in the data file. They cannot be interpreted as summary statistics of the population of interest.			
# q26: 26.您曾經向鄰居借過工具，或是會與鄰居互相分享食物			
Information	[Type= discrete] [Format=numeric] [Range= 0-1] [Missing=*/-8/-9/99]		
Statistics [NW/ W]	[Valid=150 /-] [Invalid=0 /-]		
Value	Label	Cases	Percentage
0	否	31	<div><div></div></div> 20.7%
1	是	119	<div><div></div></div> 79.3%
-9	拒絕回答	0	
-8	不知道	0	
99	訪員跳問	0	
Warning: these figures indicate the number of cases found in the data file. They cannot be interpreted as summary statistics of the population of interest.			
# q27: 27.您是否能夠容易的分辨出誰是當地居民，或是陌生人			
Information	[Type= discrete] [Format=numeric] [Range= 0-1] [Missing=*/-8/-9/99]		
Statistics [NW/ W]	[Valid=150 /-] [Invalid=0 /-]		
Value	Label	Cases	Percentage
0	否	20	<div><div></div></div> 13.3%
1	是	130	<div><div></div></div> 86.7%
-9	拒絕回答	0	
-8	不知道	0	
99	訪員跳問	0	
Warning: these figures indicate the number of cases found in the data file. They cannot be interpreted as summary statistics of the population of interest.			
# q28: 28.您平常出門是使用什麼交通工具前往工作、讀書或逛街等地方			
Information	[Type= discrete] [Format=numeric] [Range= 1-5] [Missing=*/-8/-9/99]		
Statistics [NW/ W]	[Valid=149 /-] [Invalid=1 /-]		
Value	Label	Cases	Percentage
1	大眾交通工具	14	<div><div></div></div> 9.4%
2	自行開車/騎車	125	<div><div></div></div> 83.9%
3	共乘	2	<div><div></div></div> 1.3%
4	腳踏車	3	<div><div></div></div> 2.0%
5	走路	5	<div><div></div></div> 3.4%
-9	拒絕回答	0	
-8	不知道	1	
99	訪員跳問	0	
Warning: these figures indicate the number of cases found in the data file. They cannot be interpreted as summary statistics of the population of interest.			
# q29: 29.在您所居住的街道，常不常見鄰居之間一起聊天、看書、吃飯、散步等			
Information	[Type= discrete] [Format=numeric] [Range= 1-4] [Missing=*/-8/-9/99]		
Statistics [NW/ W]	[Valid=148 /-] [Invalid=2 /-]		
Value	Label	Cases	Percentage
1	非常常見	11	<div><div></div></div> 7.4%
2	常見	110	<div><div></div></div> 74.3%

# q29: 29.在您所居住的街道，常不常見鄰居之間一起聊天、看書、吃飯、散步等			
Value	Label	Cases	Percentage
3	不常見	26	<div><div></div></div> 17.6%
4	非常不常見	1	<div><div></div></div> 0.7%
-9	拒絕回答	0	
-8	不知道	2	
99	訪員跳問	0	
Warning: these figures indicate the number of cases found in the data file. They cannot be interpreted as summary statistics of the population of interest.			
# q30: 30.在您所居住的街道，常不常見大人陪小孩一起玩，或是教導孩子功課的情形			
Information	[Type= discrete] [Format=numeric] [Range= 1-4] [Missing=*/-8/-9/99]		
Statistics [NW/ W]	[Valid=145 -] [Invalid=5 -]		
Value	Label	Cases	Percentage
1	非常常見	9	<div><div></div></div> 6.2%
2	常見	95	<div><div></div></div> 65.5%
3	不常見	39	<div><div></div></div> 26.9%
4	非常不常見	2	<div><div></div></div> 1.4%
-9	拒絕回答	0	
-8	不知道	5	
99	訪員跳問	0	
Warning: these figures indicate the number of cases found in the data file. They cannot be interpreted as summary statistics of the population of interest.			
# q31: 31.在您所居住的街道，常不常見鄰居不在家時，互相照顧對方的家的情形			
Information	[Type= discrete] [Format=numeric] [Range= 1-4] [Missing=*/-8/-9/99]		
Statistics [NW/ W]	[Valid=145 -] [Invalid=5 -]		
Value	Label	Cases	Percentage
1	非常常見	5	<div><div></div></div> 3.4%
2	常見	100	<div><div></div></div> 69.0%
3	不常見	33	<div><div></div></div> 22.8%
4	非常不常見	7	<div><div></div></div> 4.8%
-9	拒絕回答	2	
-8	不知道	3	
99	訪員跳問	0	
Warning: these figures indicate the number of cases found in the data file. They cannot be interpreted as summary statistics of the population of interest.			
# q32: 32.對您而言，感覺自己是屬於所居住街道附近的一份子重不重要			
Information	[Type= discrete] [Format=numeric] [Range= 1-4] [Missing=*/-8/-9/99]		
Statistics [NW/ W]	[Valid=145 -] [Invalid=5 -]		
Value	Label	Cases	Percentage
1	非常重要	11	<div><div></div></div> 7.6%
2	重要	101	<div><div></div></div> 69.7%
3	不重要	32	<div><div></div></div> 22.1%
4	非常不重要	1	<div><div></div></div> 0.7%
-9	拒絕回答	1	
-8	不知道	4	
99	訪員跳問	0	
Warning: these figures indicate the number of cases found in the data file. They cannot be interpreted as summary statistics of the population of interest.			

# q33: 33.您平常會不會花時間去注意您居住街道這一帶發生的一些事情			
Information	[Type= discrete] [Format=numeric] [Range= 1-4] [Missing=*/-8/-9/99]		
Statistics [NW/ W]	[Valid=150 /-] [Invalid=0 /-]		
Value	Label	Cases	Percentage
1	常常會	9	<div><div></div></div> 6.0%
2	會	96	<div><div></div></div> 64.0%
3	不會	45	<div><div></div></div> 30.0%
4	絕對不會	0	
-9	拒絕回答	0	
-8	不知道	0	
99	訪員跳問	0	
Warning: these figures indicate the number of cases found in the data file. They cannot be interpreted as summary statistics of the population of interest.			
# q34: 34.您對您所居住的街道有親切的感覺嗎			
Information	[Type= discrete] [Format=numeric] [Range= 1-4] [Missing=*/-8/-9/99]		
Statistics [NW/ W]	[Valid=150 /-] [Invalid=0 /-]		
Value	Label	Cases	Percentage
1	常常有	5	<div><div></div></div> 3.3%
2	有	129	<div><div></div></div> 86.0%
3	很少	11	<div><div></div></div> 7.3%
4	沒有	5	<div><div></div></div> 3.3%
-9	拒絕回答	0	
-8	不知道	0	
99	訪員跳問	0	
Warning: these figures indicate the number of cases found in the data file. They cannot be interpreted as summary statistics of the population of interest.			
# q35: 35.如果經濟能力許可， 您會想要搬離目前居住的街道			
Information	[Type= discrete] [Format=numeric] [Range= 0-1] [Missing=*/-8/-9/99]		
Statistics [NW/ W]	[Valid=147 /-] [Invalid=3 /-]		
Value	Label	Cases	Percentage
0	否	91	<div><div></div></div> 61.9%
1	是	56	<div><div></div></div> 38.1%
-9	拒絕回答	2	
-8	不知道	1	
99	訪員跳問	0	
Warning: these figures indicate the number of cases found in the data file. They cannot be interpreted as summary statistics of the population of interest.			
# q36: 36.如果您要搬離目前所居住的街道， 您會感到如何			
Information	[Type= discrete] [Format=numeric] [Range= 1-4] [Missing=*/-8/-9/99]		
Statistics [NW/ W]	[Valid=124 /-] [Invalid=26 /-]		
Value	Label	Cases	Percentage
1	很難過	15	<div><div></div></div> 12.1%
2	難過	81	<div><div></div></div> 65.3%
3	高興	27	<div><div></div></div> 21.8%
4	很高興	1	<div><div></div></div> 0.8%
-9	拒絕回答	8	
-8	不知道	18	

# q36: 36.如果您要搬離目前所居住的街道，您會感到如何			
Value	Label	Cases	Percentage
99	訪員跳問	0	
Warning: these figures indicate the number of cases found in the data file. They cannot be interpreted as summary statistics of the population of interest.			
# q37: 37.整體來說，您滿不滿意目前居住的街道			
Information	[Type= discrete] [Format=numeric] [Range= 1-4] [Missing=*/-8/-9/99]		
Statistics [NW/ W]	[Valid=150 /-] [Invalid=0 /-]		
Value	Label	Cases	Percentage
1	很滿意	30	<div><div></div></div> 20.0%
2	還算滿意	107	<div><div></div></div> 71.3%
3	不太滿意	12	<div><div></div></div> 8.0%
4	很不滿意	1	<div><div></div></div> 0.7%
-9	拒絕回答	0	
-8	不知道	0	
99	訪員跳問	0	
Warning: these figures indicate the number of cases found in the data file. They cannot be interpreted as summary statistics of the population of interest.			
# q38a: 38a.在您所居住的街道，小孩在外面玩耍是安全的			
Information	[Type= discrete] [Format=numeric] [Range= 1-4] [Missing=*/-8/-9/99]		
Statistics [NW/ W]	[Valid=147 /-] [Invalid=3 /-]		
Value	Label	Cases	Percentage
1	非常同意	3	<div><div></div></div> 2.0%
2	同意	97	<div><div></div></div> 66.0%
3	不同意	47	<div><div></div></div> 32.0%
4	非常不同意	0	
-9	拒絕回答	2	
-8	不知道	1	
99	訪員跳問	0	
Warning: these figures indicate the number of cases found in the data file. They cannot be interpreted as summary statistics of the population of interest.			
# q38b: 38b.在您所居住的街道，夜晚在路上行走是安全的			
Information	[Type= discrete] [Format=numeric] [Range= 1-4] [Missing=*/-8/-9/99]		
Statistics [NW/ W]	[Valid=146 /-] [Invalid=4 /-]		
Value	Label	Cases	Percentage
1	非常同意	1	<div><div></div></div> 0.7%
2	同意	115	<div><div></div></div> 78.8%
3	不同意	30	<div><div></div></div> 20.5%
4	非常不同意	0	
-9	拒絕回答	1	
-8	不知道	3	
99	訪員跳問	0	
Warning: these figures indicate the number of cases found in the data file. They cannot be interpreted as summary statistics of the population of interest.			
# q38c: 38c.在您所居住的街道，居民會害怕受到攻擊			
Information	[Type= discrete] [Format=numeric] [Range= 1-4] [Missing=*/-8/-9/99]		
Statistics [NW/ W]	[Valid=146 /-] [Invalid=4 /-]		

# q38c: 38c.在您所居住的街道，居民會害怕受到攻擊			
Value	Label	Cases	Percentage
1	非常同意	0	
2	同意	20	<div><div></div></div> 13.7%
3	不同意	125	<div><div></div></div> 85.6%
4	非常不同意	1	<div><div></div></div> 0.7%
-9	拒絕回答	1	
-8	不知道	3	
99	訪員跳問	0	
Warning: these figures indicate the number of cases found in the data file. They cannot be interpreted as summary statistics of the population of interest.			
# q38d: 38d.在您所居住的街道，居民會擔心有人會闖入家中			
Information	[Type= discrete] [Format=numeric] [Range= 1-4] [Missing=*/-8/-9/99]		
Statistics [NW/ W]	[Valid=147 /-] [Invalid=3 /-]		
Value	Label	Cases	Percentage
1	非常同意	1	<div><div></div></div> 0.7%
2	同意	49	<div><div></div></div> 33.3%
3	不同意	96	<div><div></div></div> 65.3%
4	非常不同意	1	<div><div></div></div> 0.7%
-9	拒絕回答	0	
-8	不知道	3	
99	訪員跳問	0	
Warning: these figures indicate the number of cases found in the data file. They cannot be interpreted as summary statistics of the population of interest.			
# q38e: 38e.在您所居住的街道，白天一個人外出是安全的			
Information	[Type= discrete] [Format=numeric] [Range= 1-4] [Missing=*/-8/-9/99]		
Statistics [NW/ W]	[Valid=149 /-] [Invalid=1 /-]		
Value	Label	Cases	Percentage
1	非常同意	0	
2	同意	145	<div><div></div></div> 97.3%
3	不同意	4	<div><div></div></div> 2.7%
4	非常不同意	0	
-9	拒絕回答	0	
-8	不知道	1	
99	訪員跳問	0	
Warning: these figures indicate the number of cases found in the data file. They cannot be interpreted as summary statistics of the population of interest.			
# q38f: 38f.在您所居住的街道，居民會擔心毒品問題			
Information	[Type= discrete] [Format=numeric] [Range= 1-4] [Missing=*/-8/-9/99]		
Statistics [NW/ W]	[Valid=140 /-] [Invalid=10 /-]		
Value	Label	Cases	Percentage
1	非常同意	0	
2	同意	15	<div><div></div></div> 10.7%
3	不同意	122	<div><div></div></div> 87.1%
4	非常不同意	3	<div><div></div></div> 2.1%
-9	拒絕回答	3	
-8	不知道	7	
99	訪員跳問	0	

# q38f: 38f.在您所居住的街道，居民會擔心毒品問題			
Warning: these figures indicate the number of cases found in the data file. They cannot be interpreted as summary statistics of the population of interest.			
# q38g: 38g.大部分的人認為您所居住的街道越來越危險			
Information	[Type= discrete] [Format=numeric] [Range= 1-4] [Missing=*/-8/-9/99]		
Statistics [NW/ W]	[Valid=146 /-] [Invalid=4 /-]		
Value	Label	Cases	Percentage
1	非常同意	0	
2	同意	19	<div><div></div></div> 13.0%
3	不同意	125	<div><div></div></div> 85.6%
4	非常不同意	2	<div><div></div></div> 1.4%
-9	拒絕回答	2	
-8	不知道	2	
99	訪員跳問	0	
Warning: these figures indicate the number of cases found in the data file. They cannot be interpreted as summary statistics of the population of interest.			
# q39a: 39a.請問您會不會擔心在您居住的街道中，會發生這樣的情況有人闖入您家			
Information	[Type= discrete] [Format=numeric] [Range= 1-3] [Missing=*/-8/-9/99]		
Statistics [NW/ W]	[Valid=150 /-] [Invalid=0 /-]		
Value	Label	Cases	Percentage
1	非常擔心	11	<div><div></div></div> 7.3%
2	有一點擔心	77	<div><div></div></div> 51.3%
3	完全不擔心	62	<div><div></div></div> 41.3%
-9	拒絕回答	0	
-8	不知道	0	
99	訪員跳問	0	
Warning: these figures indicate the number of cases found in the data file. They cannot be interpreted as summary statistics of the population of interest.			
# q39b: 39b.請問您會不會擔心在您居住的街道中，會發生這樣的情況有人威脅要搶走您的錢或是財產			
Information	[Type= discrete] [Format=numeric] [Range= 1-3] [Missing=*/-8/-9/99]		
Statistics [NW/ W]	[Valid=149 /-] [Invalid=1 /-]		
Value	Label	Cases	Percentage
1	非常擔心	9	<div><div></div></div> 6.0%
2	有一點擔心	48	<div><div></div></div> 32.2%
3	完全不擔心	92	<div><div></div></div> 61.7%
-9	拒絕回答	0	
-8	不知道	1	
99	訪員跳問	0	
Warning: these figures indicate the number of cases found in the data file. They cannot be interpreted as summary statistics of the population of interest.			
# q39c: 39c.請問您會不會擔心在您居住的街道中，會發生這樣的情況有人在您居住的街道攻擊您			
Information	[Type= discrete] [Format=numeric] [Range= 1-3] [Missing=*/-8/-9/99]		
Statistics [NW/ W]	[Valid=149 /-] [Invalid=1 /-]		
Value	Label	Cases	Percentage
1	非常擔心	8	<div><div></div></div> 5.4%
2	有一點擔心	41	<div><div></div></div> 27.5%
3	完全不擔心	100	<div><div></div></div> 67.1%
-9	拒絕回答	0	

# q39c: 39c. 請問您會不會擔心在您居住的街道中，會發生這樣的情況有人在您居住的街道攻擊您			
Value	Label	Cases	Percentage
-8	不知道	1	
99	訪員跳問	0	
Warning: these figures indicate the number of cases found in the data file. They cannot be interpreted as summary statistics of the population of interest.			
# q39d: 39d. 請問您會不會擔心在您居住的街道中，會發生這樣的情況有人偷走您的車內的財物（沒有車的不用作答）			
Information	[Type= discrete] [Format=numeric] [Range= 1-3] [Missing=*/-8/-9/99]		
Statistics [NW/ W]	[Valid=147 /-] [Invalid=3 /-]		
Value	Label	Cases	Percentage
1	非常擔心	5	<div><div></div></div> 3.4%
2	有一點擔心	46	<div><div></div></div> 31.3%
3	完全不擔心	96	<div><div></div></div> 65.3%
-9	拒絕回答	0	
-8	不知道	3	
99	訪員跳問	0	
Warning: these figures indicate the number of cases found in the data file. They cannot be interpreted as summary statistics of the population of interest.			
# q39e: 39e. 請問您會不會擔心在您居住的街道中，會發生這樣的情況有人破壞或損壞您的財產			
Information	[Type= discrete] [Format=numeric] [Range= 1-3] [Missing=*/-8/-9/99]		
Statistics [NW/ W]	[Valid=150 /-] [Invalid=0 /-]		
Value	Label	Cases	Percentage
1	非常擔心	7	<div><div></div></div> 4.7%
2	有一點擔心	57	<div><div></div></div> 38.0%
3	完全不擔心	86	<div><div></div></div> 57.3%
-9	拒絕回答	0	
-8	不知道	0	
99	訪員跳問	0	
Warning: these figures indicate the number of cases found in the data file. They cannot be interpreted as summary statistics of the population of interest.			
# q39f: 39f. 請問您會不會擔心在您居住的街道中，會發生這樣的情況遭受性侵害			
Information	[Type= discrete] [Format=numeric] [Range= 1-3] [Missing=*/-8/-9/99]		
Statistics [NW/ W]	[Valid=149 /-] [Invalid=1 /-]		
Value	Label	Cases	Percentage
1	非常擔心	6	<div><div></div></div> 4.0%
2	有一點擔心	39	<div><div></div></div> 26.2%
3	完全不擔心	104	<div><div></div></div> 69.8%
-9	拒絕回答	1	
-8	不知道	0	
99	訪員跳問	0	
Warning: these figures indicate the number of cases found in the data file. They cannot be interpreted as summary statistics of the population of interest.			
# q40a: 40a. 多常會在您居住的街道中發生有人在您居住的街道區域上爭吵打架			
Information	[Type= discrete] [Format=numeric] [Range= 1-4] [Missing=*/-8/-9/99]		
Statistics [NW/ W]	[Valid=149 /-] [Invalid=1 /-]		
Value	Label	Cases	Percentage
1	每天發生	0	
2	一個禮拜幾次	0	

# q40a: 40a. 多常會在您居住的街道中發生有人在您居住的街道區域上爭吵打架			
Value	Label	Cases	Percentage
3	一個月幾次	10	<div><div></div></div> 6.7%
4	一個月內都沒發生	139	<div><div></div></div> 93.3%
-9	拒絕回答	1	
-8	不知道	0	
99	訪員跳問	0	
Warning: these figures indicate the number of cases found in the data file. They cannot be interpreted as summary statistics of the population of interest.			
# q40b: 40b. 多常會在您居住的街道中發生成群的孩子一起閒晃			
Information	[Type= discrete] [Format=numeric] [Range= 1-4] [Missing=*/-8/-9/99]		
Statistics [NW/ W]	[Valid=150 /-] [Invalid=0 /-]		
Value	Label	Cases	Percentage
1	每天發生	1	<div><div></div></div> 0.7%
2	一個禮拜幾次	1	<div><div></div></div> 0.7%
3	一個月幾次	8	<div><div></div></div> 5.3%
4	一個月內都沒發生	140	<div><div></div></div> 93.3%
-9	拒絕回答	0	
-8	不知道	0	
99	訪員跳問	0	
Warning: these figures indicate the number of cases found in the data file. They cannot be interpreted as summary statistics of the population of interest.			
# q40c: 40c. 多常會在您居住的街道中發生有人公眾飲酒			
Information	[Type= discrete] [Format=numeric] [Range= 1-4] [Missing=*/-8/-9/99]		
Statistics [NW/ W]	[Valid=149 /-] [Invalid=1 /-]		
Value	Label	Cases	Percentage
1	每天發生	1	<div><div></div></div> 0.7%
2	一個禮拜幾次	0	
3	一個月幾次	10	<div><div></div></div> 6.7%
4	一個月內都沒發生	138	<div><div></div></div> 92.6%
-9	拒絕回答	0	
-8	不知道	1	
99	訪員跳問	0	
Warning: these figures indicate the number of cases found in the data file. They cannot be interpreted as summary statistics of the population of interest.			
# q40d: 40d. 多常會在您居住的街道中發生有人在您居住的街道喝醉酒			
Information	[Type= discrete] [Format=numeric] [Range= 1-4] [Missing=*/-8/-9/99]		
Statistics [NW/ W]	[Valid=150 /-] [Invalid=0 /-]		
Value	Label	Cases	Percentage
1	每天發生	0	
2	一個禮拜幾次	0	
3	一個月幾次	11	<div><div></div></div> 7.3%
4	一個月內都沒發生	139	<div><div></div></div> 92.7%
-9	拒絕回答	0	
-8	不知道	0	
99	訪員跳問	0	
Warning: these figures indicate the number of cases found in the data file. They cannot be interpreted as summary statistics of the population of interest.			

# q40e: 40e.多常會在您居住的街道中發生有乞丐在乞討			
Information	[Type= discrete] [Format=numeric] [Range= 1-4] [Missing=*/-8/-9/99]		
Statistics [NW/ W]	[Valid=149 /-] [Invalid=1 /-]		
Value	Label	Cases	Percentage
1	每天發生	0	
2	一個禮拜幾次	2	1.3%
3	一個月幾次	8	5.4%
4	一個月內都沒發生	139	93.3%
-9	拒絕回答	0	
-8	不知道	1	
99	訪員跳問	0	
Warning: these figures indicate the number of cases found in the data file. They cannot be interpreted as summary statistics of the population of interest.			
# q40f: 40f.多常會在您居住的街道中發生有人在晚上製造噪音			
Information	[Type= discrete] [Format=numeric] [Range= 1-4] [Missing=*/-8/-9/99]		
Statistics [NW/ W]	[Valid=150 /-] [Invalid=0 /-]		
Value	Label	Cases	Percentage
1	每天發生	0	
2	一個禮拜幾次	3	2.0%
3	一個月幾次	21	14.0%
4	一個月內都沒發生	126	84.0%
-9	拒絕回答	0	
-8	不知道	0	
99	訪員跳問	0	
Warning: these figures indicate the number of cases found in the data file. They cannot be interpreted as summary statistics of the population of interest.			
# q40g: 40g.多常會在您居住的街道中發生有人在外面賣藥物毒品			
Information	[Type= discrete] [Format=numeric] [Range= 1-4] [Missing=*/-8/-9/99]		
Statistics [NW/ W]	[Valid=147 /-] [Invalid=3 /-]		
Value	Label	Cases	Percentage
1	每天發生	0	
2	一個禮拜幾次	0	
3	一個月幾次	1	0.7%
4	一個月內都沒發生	146	99.3%
-9	拒絕回答	0	
-8	不知道	3	
99	訪員跳問	0	
Warning: these figures indicate the number of cases found in the data file. They cannot be interpreted as summary statistics of the population of interest.			
# q40h: 40h.多常會在您居住的街道中發生有性工作者在街上拉客			
Information	[Type= discrete] [Format=numeric] [Range= 1-4] [Missing=*/-8/-9/99]		
Statistics [NW/ W]	[Valid=149 /-] [Invalid=1 /-]		
Value	Label	Cases	Percentage
1	每天發生	0	
2	一個禮拜幾次	0	
3	一個月幾次	1	0.7%
4	一個月內都沒發生	148	99.3%

# q40h: 40h. 多常會在您居住的街道中發生有性工作者在街上拉客			
Value	Label	Cases	Percentage
-9	拒絕回答	0	
-8	不知道	1	
99	訪員跳問	0	
Warning: these figures indicate the number of cases found in the data file. They cannot be interpreted as summary statistics of the population of interest.			
# q41a: 41a. 您所居住的街道， 是否有以下描述的情況窗戶破掉的建築物			
Information	[Type= discrete] [Format=numeric] [Range= 1-3] [Missing=*/-8/-9/99]		
Statistics [NW/ W]	[Valid=143 /-] [Invalid=7 /-]		
Value	Label	Cases	Percentage
1	沒有	132	<div><div></div></div> 92.3%
2	一些	10	<div><div></div></div> 7.0%
3	很多	1	<div><div></div></div> 0.7%
-9	拒絕回答	2	
-8	不知道	5	
99	訪員跳問	0	
Warning: these figures indicate the number of cases found in the data file. They cannot be interpreted as summary statistics of the population of interest.			
# q41b: 41b. 您所居住的街道， 是否有以下描述的情況牆上有塗鴉			
Information	[Type= discrete] [Format=numeric] [Range= 1-3] [Missing=*/-8/-9/99]		
Statistics [NW/ W]	[Valid=149 /-] [Invalid=1 /-]		
Value	Label	Cases	Percentage
1	沒有	147	<div><div></div></div> 98.7%
2	一些	1	<div><div></div></div> 0.7%
3	很多	1	<div><div></div></div> 0.7%
-9	拒絕回答	1	
-8	不知道	0	
99	訪員跳問	0	
Warning: these figures indicate the number of cases found in the data file. They cannot be interpreted as summary statistics of the population of interest.			
# q41c: 41c. 您所居住的街道， 是否有以下描述的情況很多廢棄的空屋			
Information	[Type= discrete] [Format=numeric] [Range= 1-3] [Missing=*/-8/-9/99]		
Statistics [NW/ W]	[Valid=149 /-] [Invalid=1 /-]		
Value	Label	Cases	Percentage
1	沒有	122	<div><div></div></div> 81.9%
2	一些	26	<div><div></div></div> 17.4%
3	很多	1	<div><div></div></div> 0.7%
-9	拒絕回答	0	
-8	不知道	1	
99	訪員跳問	0	
Warning: these figures indicate the number of cases found in the data file. They cannot be interpreted as summary statistics of the population of interest.			
# q41d: 41d. 您所居住的街道， 是否有以下描述的情況廢棄或是被用木板堵上的建築物			
Information	[Type= discrete] [Format=numeric] [Range= 1-3] [Missing=*/-8/-9/99]		
Statistics [NW/ W]	[Valid=148 /-] [Invalid=2 /-]		
Value	Label	Cases	Percentage
1	沒有	140	<div><div></div></div> 94.6%

# q41d: 41d. 您所居住的街道， 是否有以下描述的情況廢棄或是被用木板堵上的建築物			
Value	Label	Cases	Percentage
2	一些	7	<div><div></div></div> 4.7%
3	很多	1	<div><div></div></div> 0.7%
-9	拒絕回答	1	
-8	不知道	1	
99	訪員跳問	0	
Warning: these figures indicate the number of cases found in the data file. They cannot be interpreted as summary statistics of the population of interest.			
# q41e: 41e. 您所居住的街道， 是否有以下描述的情況廢棄的車輛			
Information	[Type= discrete] [Format=numeric] [Range= 1-3] [Missing=*/-8/-9/99]		
Statistics [NW/ W]	[Valid=147 /-] [Invalid=3 /-]		
Value	Label	Cases	Percentage
1	沒有	130	<div><div></div></div> 88.4%
2	一些	15	<div><div></div></div> 10.2%
3	很多	2	<div><div></div></div> 1.4%
-9	拒絕回答	1	
-8	不知道	2	
99	訪員跳問	0	
Warning: these figures indicate the number of cases found in the data file. They cannot be interpreted as summary statistics of the population of interest.			
# q41f: 41f. 您所居住的街道， 是否有以下描述的情況路上有垃圾以及破碎玻璃			
Information	[Type= discrete] [Format=numeric] [Range= 1-3] [Missing=*/-8/-9/99]		
Statistics [NW/ W]	[Valid=150 /-] [Invalid=0 /-]		
Value	Label	Cases	Percentage
1	沒有	121	<div><div></div></div> 80.7%
2	一些	27	<div><div></div></div> 18.0%
3	很多	2	<div><div></div></div> 1.3%
-9	拒絕回答	0	
-8	不知道	0	
99	訪員跳問	0	
Warning: these figures indicate the number of cases found in the data file. They cannot be interpreted as summary statistics of the population of interest.			
# q41g: 41g. 您所居住的街道， 是否有以下描述的情況街道燈光昏暗			
Information	[Type= discrete] [Format=numeric] [Range= 1-3] [Missing=*/-8/-9/99]		
Statistics [NW/ W]	[Valid=150 /-] [Invalid=0 /-]		
Value	Label	Cases	Percentage
1	沒有	123	<div><div></div></div> 82.0%
2	一些	25	<div><div></div></div> 16.7%
3	很多	2	<div><div></div></div> 1.3%
-9	拒絕回答	0	
-8	不知道	0	
99	訪員跳問	0	
Warning: these figures indicate the number of cases found in the data file. They cannot be interpreted as summary statistics of the population of interest.			
# q42: 42. 在過去一年中， 您曾經因為住家附近的問題， 打電話向警察報案的次數			
Information	[Type= discrete] [Format=numeric] [Range= 0-5] [Missing=*/-8/-9/99]		
Statistics [NW/ W]	[Valid=150 /-] [Invalid=0 /-]		

q42: 42.在過去一年中，您曾經因為住家附近的問題，打電話向警察報案的次數

Value	Label	Cases	Percentage
0		123	<div><div></div></div> 82.0%
1		15	<div><div></div></div> 10.0%
2		4	<div><div></div></div> 2.7%
3		4	<div><div></div></div> 2.7%
4		1	<div><div></div></div> 0.7%
5		3	<div><div></div></div> 2.0%
-9	拒絕回答	0	
-8	不知道	0	
99	訪員跳問	0	

Warning: these figures indicate the number of cases found in the data file. They cannot be interpreted as summary statistics of the population of interest.

q43: 43.在過去一年中，您是否曾經因犯罪事件發生而被害

Information	[Type= discrete] [Format=numeric] [Range= 0-1] [Missing=*/-8/-9/99]
Statistics [NW/ W]	[Valid=150 /-] [Invalid=0 /-]

Value	Label	Cases	Percentage
0	否(跳答第45題)	139	<div><div></div></div> 92.7%
1	是	11	<div><div></div></div> 7.3%
-9	拒絕回答(跳答第45題)	0	
-8	不知道(跳答第45題)	0	
99	訪員跳問	0	

Warning: these figures indicate the number of cases found in the data file. They cannot be interpreted as summary statistics of the population of interest.

q44: 44.在您居住的街道中，這樣的犯罪事件發生過幾次

Information	[Type= discrete] [Format=numeric] [Range= 0-2] [Missing=*/-8/-9/99]
Statistics [NW/ W]	[Valid=150 /-] [Invalid=0 /-]

Value	Label	Cases	Percentage
0	跳答	140	<div><div></div></div> 93.3%
1		7	<div><div></div></div> 4.7%
2		3	<div><div></div></div> 2.0%
-9	拒絕回答	0	
-8	不知道	0	
99	訪員跳問	0	

Warning: these figures indicate the number of cases found in the data file. They cannot be interpreted as summary statistics of the population of interest.

# q45: 45.在過去一年中，是否有任何人闖入您家			
Information	[Type= discrete] [Format=numeric] [Range= -9-1] [Missing=*/99]		
Statistics [NW/ W]	[Valid=150 /-] [Invalid=0 /-]		
Value	Label	Cases	Percentage
-9	拒絕回答(跳答第48題)	0	
-8	不知道(跳答第48題)	0	
0	否(跳答第48題)	147	98.0%
1	是	3	2.0%
99	訪員跳問	0	
Warning: these figures indicate the number of cases found in the data file. They cannot be interpreted as summary statistics of the population of interest.			
# q46: 46.有人闖入您家，這樣的犯罪事件發生過幾次			
Information	[Type= discrete] [Format=numeric] [Range= 0-2] [Missing=*/-8/-9/99]		
Statistics [NW/ W]	[Valid=150 /-] [Invalid=0 /-]		
Value	Label	Cases	Percentage
0	跳答	147	98.0%
1		2	1.3%
2		1	0.7%
-9	拒絕回答	0	
-8	不知道	0	
99	訪員跳問	0	
Warning: these figures indicate the number of cases found in the data file. They cannot be interpreted as summary statistics of the population of interest.			
# q47: 47.上一次有人闖入您家時，您是否有報警處理			
Information	[Type= discrete] [Format=numeric] [Range= 0-2] [Missing=*/-8/-9/99]		
Statistics [NW/ W]	[Valid=150 /-] [Invalid=0 /-]		
Value	Label	Cases	Percentage
0	跳答	148	98.7%
1	是	2	1.3%
2	否	0	
-9	拒絕回答	0	
-8	不知道	0	
99	訪員跳問	0	
Warning: these figures indicate the number of cases found in the data file. They cannot be interpreted as summary statistics of the population of interest.			
# q48: 48.在過去一年中，是否遭受暴力攻擊例如：打架、搶劫，或是肢體上的攻擊			
Information	[Type= discrete] [Format=numeric] [Range= 0-1] [Missing=*/-8/-9/99]		
Statistics [NW/ W]	[Valid=150 /-] [Invalid=0 /-]		
Value	Label	Cases	Percentage
0	否(跳答第56題)	147	98.0%
1	是	3	2.0%
-9	拒絕回答(跳答第56題)	0	
-8	不知道(跳答第56題)	0	
99	訪員跳問	0	
Warning: these figures indicate the number of cases found in the data file. They cannot be interpreted as summary statistics of the population of interest.			
# q49: 49.遭受暴力攻擊，這樣的犯罪事件發生過幾次			
Information	[Type= discrete] [Format=numeric] [Range= 0-1] [Missing=*/-8/-9/99]		

# q49: 49.遭受暴力攻擊，這樣的犯罪事件發生過幾次			
Statistics [NW/ W]		[Valid=150 /-] [Invalid=0 /-]	
Value	Label	Cases	Percentage
0	跳答	147	98.0%
1		3	2.0%
-9	拒絕回答	0	
-8	不知道	0	
99	訪員跳問	0	
Warning: these figures indicate the number of cases found in the data file. They cannot be interpreted as summary statistics of the population of interest.			
# q50: 50.上一次受到暴力攻擊時，您是否有報警處理			
Information		[Type= discrete] [Format=numeric] [Range= 0-2] [Missing=*/-8/-9/99]	
Statistics [NW/ W]		[Valid=150 /-] [Invalid=0 /-]	
Value	Label	Cases	Percentage
0	跳答	147	98.0%
1	是	3	2.0%
2	否	0	
-9	拒絕回答	0	
-8	不知道	0	
99	訪員跳問	0	
Warning: these figures indicate the number of cases found in the data file. They cannot be interpreted as summary statistics of the population of interest.			
# q51: 51.上一次受到暴力攻擊時，攻擊您的人是否有使用武器			
Information		[Type= discrete] [Format=numeric] [Range= 0-2] [Missing=*/-8/-9/99]	
Statistics [NW/ W]		[Valid=150 /-] [Invalid=0 /-]	
Value	Label	Cases	Percentage
0	跳答	150	100.0%
1	是	0	
2	否	0	
-9	拒絕回答	0	
-8	不知道	0	
99	訪員跳問	0	
Warning: these figures indicate the number of cases found in the data file. They cannot be interpreted as summary statistics of the population of interest.			
# q52: 52.您是否有因受到暴力攻擊受傷			
Information		[Type= discrete] [Format=numeric] [Range= 0-2] [Missing=*/-8/-9/99]	
Statistics [NW/ W]		[Valid=150 /-] [Invalid=0 /-]	
Value	Label	Cases	Percentage
0	跳答	148	98.7%
1	是	2	1.3%
2	否	0	
-9	拒絕回答	0	
-8	不知道	0	
99	訪員跳問	0	
Warning: these figures indicate the number of cases found in the data file. They cannot be interpreted as summary statistics of the population of interest.			
# q53: 53.您是否有因受到暴力攻擊就醫或是進急診室			
Information		[Type= discrete] [Format=numeric] [Range= 0-2] [Missing=*/-8/-9/99]	

# q53: 53.您是否有因受到暴力攻擊就醫或是進急診室			
Statistics [NW/ W]		[Valid=150 /-] [Invalid=0 /-]	
Value	Label	Cases	Percentage
0	跳答	149	99.3%
1	是	1	0.7%
2	否	0	
-9	拒絕回答	0	
-8	不知道	0	
99	訪員跳問	0	
Warning: these figures indicate the number of cases found in the data file. They cannot be interpreted as summary statistics of the population of interest.			
# q54: 54.暴力攻擊您的人是			
Information		[Type= discrete] [Format=numeric] [Range= 0-5] [Missing=*/-8/-9/99]	
Statistics [NW/ W]		[Valid=149 /-] [Invalid=1 /-]	
Value	Label	Cases	Percentage
0	跳答	147	98.7%
1	陌生人	2	1.3%
2	認識的人	0	
3	男朋友或女朋友	0	
4	伴侶	0	
5	其他親戚	0	
-9	拒絕回答	0	
-8	不知道	1	
99	訪員跳問	0	
Warning: these figures indicate the number of cases found in the data file. They cannot be interpreted as summary statistics of the population of interest.			
# q55: 55.這個攻擊事件是在哪裡發生			
Information		[Type= discrete] [Format=numeric] [Range= 0-5] [Missing=*/-8/-9/99]	
Statistics [NW/ W]		[Valid=150 /-] [Invalid=0 /-]	
Value	Label	Cases	Percentage
0	跳答	147	98.0%
1	在家裡	0	
2	居住的街道中	1	0.7%
3	居住的社區中	0	
4	工作的地方	1	0.7%
5	其他地方	1	0.7%
-9	拒絕回答	0	
-8	不知道	0	
99	訪員跳問	0	
Warning: these figures indicate the number of cases found in the data file. They cannot be interpreted as summary statistics of the population of interest.			
# q56: 56.在過去一年中，是否有人在您家的陽台、庭院、車庫，或住家外面的其他地方偷東西			
Information		[Type= discrete] [Format=numeric] [Range= 0-1] [Missing=*/-8/-9/99]	
Statistics [NW/ W]		[Valid=150 /-] [Invalid=0 /-]	
Value	Label	Cases	Percentage
0	否(跳答第59題)	139	92.7%
1	是	11	7.3%
-9	拒絕回答(跳答第59題)	0	

# q56: 56.在過去一年中，是否有人在您家的陽台、庭院、車庫，或住家外面的其他地方偷東西			
Value	Label	Cases	Percentage
-8	不知道(跳答第59題)	0	
99	訪員跳問	0	
Warning: these figures indicate the number of cases found in the data file. They cannot be interpreted as summary statistics of the population of interest.			
# q57: 57.有人在您家的陽台、庭院、車庫，或住家外面的其他地方偷東西，這樣的犯罪事件發生過幾次			
Information	[Type= discrete] [Format=numeric] [Range= 0-5] [Missing=*/-8/-9/99]		
Statistics [NW/ W]	[Valid=149 /-] [Invalid=1 /-]		
Value	Label	Cases	Percentage
0	跳答	139	93.3%
1		5	3.4%
2		2	1.3%
3		2	1.3%
5		1	0.7%
-9	拒絕回答	0	
-8	不知道	1	
99	訪員跳問	0	
Warning: these figures indicate the number of cases found in the data file. They cannot be interpreted as summary statistics of the population of interest.			
# q58: 58.上一次發現，有人在您家的陽台、庭院、車庫，或住家外面的其他地方偷東西，您是否有報警處理			
Information	[Type= discrete] [Format=numeric] [Range= 0-2] [Missing=*/-8/-9/99]		
Statistics [NW/ W]	[Valid=150 /-] [Invalid=0 /-]		
Value	Label	Cases	Percentage
0	跳答	147	98.0%
1	是	3	2.0%
2	否	0	
-9	拒絕回答	0	
-8	不知道	0	
99	訪員跳問	0	
Warning: these figures indicate the number of cases found in the data file. They cannot be interpreted as summary statistics of the population of interest.			
# q59: 59.您是否有看過警察在您居住的街道中巡邏			
Information	[Type= discrete] [Format=numeric] [Range= 1-4] [Missing=*/-8/-9/99]		
Statistics [NW/ W]	[Valid=143 /-] [Invalid=7 /-]		
Value	Label	Cases	Percentage
1	每天	47	32.9%
2	一個禮拜幾次	17	11.9%
3	一個月幾次	42	29.4%
4	一個月都沒有一次	37	25.9%
-9	拒絕回答	1	
-8	不知道	6	
99	訪員跳問	0	
Warning: these figures indicate the number of cases found in the data file. They cannot be interpreted as summary statistics of the population of interest.			
# q60: 60.平均一天當中，您會看到幾台警車經過您居住的街道			
Information	[Type= discrete] [Format=numeric] [Range= 0-5] [Missing=*/-8/-9/99]		
Statistics [NW/ W]	[Valid=137 /-] [Invalid=13 /-]		

q60: 60.平均一天當中，您會看到幾台警車經過您居住的街道

Value	Label	Cases	Percentage
0		60	<div><div></div></div> 43.8%
1		51	<div><div></div></div> 37.2%
2		15	<div><div></div></div> 10.9%
3		10	<div><div></div></div> 7.3%
5		1	<div><div></div></div> 0.7%
-9	拒絕回答	0	
-8	不知道	12	
99	訪員跳問	0	
Sysmiss		1	

Warning: these figures indicate the number of cases found in the data file. They cannot be interpreted as summary statistics of the population of interest.

q61a: 61a.是否同意以下法律描述無論如何，遵守法律是現代公民的義務

Information	[Type= discrete] [Format=numeric] [Range= 1-4] [Missing=*/-8/-9/99]
Statistics [NW/ W]	[Valid=147 /-] [Invalid=3 /-]

Value	Label	Cases	Percentage
1	非常同意	11	<div><div></div></div> 7.5%
2	同意	135	<div><div></div></div> 91.8%
3	不同意	1	<div><div></div></div> 0.7%
4	非常不同意	0	
-9	拒絕回答	1	
-8	不知道	1	
99	訪員跳問	1	

Warning: these figures indicate the number of cases found in the data file. They cannot be interpreted as summary statistics of the population of interest.

q61b: 61b.是否同意以下法律描述只要是法律，都應該遵守

Information	[Type= discrete] [Format=numeric] [Range= 1-4] [Missing=*/-8/-9/99]
Statistics [NW/ W]	[Valid=146 /-] [Invalid=4 /-]

Value	Label	Cases	Percentage
1	非常同意	6	<div><div></div></div> 4.1%
2	同意	128	<div><div></div></div> 87.7%
3	不同意	12	<div><div></div></div> 8.2%
4	非常不同意	0	
-9	拒絕回答	1	
-8	不知道	2	
99	訪員跳問	1	

Warning: these figures indicate the number of cases found in the data file. They cannot be interpreted as summary statistics of the population of interest.

q61c: 61c.是否同意以下法律描述法律是維持社會公平和正義的，所以人人要守法

Information	[Type= discrete] [Format=numeric] [Range= 1-4] [Missing=*/-8/-9/99]
Statistics [NW/ W]	[Valid=147 /-] [Invalid=3 /-]

Value	Label	Cases	Percentage
1	非常同意	4	<div><div></div></div> 2.7%
2	同意	139	<div><div></div></div> 94.6%
3	不同意	4	<div><div></div></div> 2.7%
4	非常不同意	0	
-9	拒絕回答	1	

# q61c: 61c. 是否同意以下法律描述法律是維持社會公平和正義的，所以人人要守法			
Value	Label	Cases	Percentage
-8	不知道	1	
99	訪員跳問	1	
Warning: these figures indicate the number of cases found in the data file. They cannot be interpreted as summary statistics of the population of interest.			
# q61d: 61d. 是否同意以下法律描述違反法律後，很難再繼續保有自尊			
Information	[Type= discrete] [Format=numeric] [Range= 1-4] [Missing=*/-8/-9/99]		
Statistics [NW/ W]	[Valid=137 /-] [Invalid=13 /-]		
Value	Label	Cases	Percentage
1	非常同意	2	<div><div></div>1.5%</div>
2	同意	74	<div><div></div>54.0%</div>
3	不同意	60	<div><div></div>43.8%</div>
4	非常不同意	1	<div><div></div>0.7%</div>
-9	拒絕回答	7	
-8	不知道	5	
99	訪員跳問	1	
Warning: these figures indicate the number of cases found in the data file. They cannot be interpreted as summary statistics of the population of interest.			
# q61e: 61e. 是否同意以下法律描述對某些人來說，根本就沒有遵守法律的理由			
Information	[Type= discrete] [Format=numeric] [Range= 1-4] [Missing=*/-8/-9/99]		
Statistics [NW/ W]	[Valid=140 /-] [Invalid=10 /-]		
Value	Label	Cases	Percentage
1	非常同意	1	<div><div></div>0.7%</div>
2	同意	59	<div><div></div>42.1%</div>
3	不同意	80	<div><div></div>57.1%</div>
4	非常不同意	0	
-9	拒絕回答	5	
-8	不知道	4	
99	訪員跳問	1	
Warning: these figures indicate the number of cases found in the data file. They cannot be interpreted as summary statistics of the population of interest.			
# q61f: 61f. 是否同意以下法律描述如果違反法律沒有後果，人們就不會遵守法律			
Information	[Type= discrete] [Format=numeric] [Range= 1-4] [Missing=*/-8/-9/99]		
Statistics [NW/ W]	[Valid=142 /-] [Invalid=8 /-]		
Value	Label	Cases	Percentage
1	非常同意	7	<div><div></div>4.9%</div>
2	同意	117	<div><div></div>82.4%</div>
3	不同意	18	<div><div></div>12.7%</div>
4	非常不同意	0	
-9	拒絕回答	3	
-8	不知道	4	
99	訪員跳問	1	
Warning: these figures indicate the number of cases found in the data file. They cannot be interpreted as summary statistics of the population of interest.			
# q61g: 61g. 是否同意以下法律描述當警察執行公權力時，無論如何都應該完全配合遵守			
Information	[Type= discrete] [Format=numeric] [Range= 1-4] [Missing=*/-8/-9/99]		
Statistics [NW/ W]	[Valid=146 /-] [Invalid=4 /-]		

# q61g: 61g. 是否同意以下法律描述當警察執行公權力時，無論如何都應該完全配合遵守			
Value	Label	Cases	Percentage
1	非常同意	4	<div><div></div></div> 2.7%
2	同意	120	<div><div></div></div> 82.2%
3	不同意	22	<div><div></div></div> 15.1%
4	非常不同意	0	
-9	拒絕回答	1	
-8	不知道	2	
99	訪員跳問	1	
Warning: these figures indicate the number of cases found in the data file. They cannot be interpreted as summary statistics of the population of interest.			
# q62a: 62a. 是否同意關於您居住街道的轄區警察的描述警察在犯罪預防方面做得很好			
Information	[Type= discrete] [Format=numeric] [Range= 1-4] [Missing=*/-8/-9/99]		
Statistics [NW/ W]	[Valid=117 /-] [Invalid=33 /-]		
Value	Label	Cases	Percentage
1	非常同意	1	<div><div></div></div> 0.9%
2	同意	86	<div><div></div></div> 73.5%
3	不同意	30	<div><div></div></div> 25.6%
4	非常不同意	0	
-9	拒絕回答	7	
-8	不知道	26	
99	訪員跳問	0	
Warning: these figures indicate the number of cases found in the data file. They cannot be interpreted as summary statistics of the population of interest.			
# q62b: 62b. 是否同意關於您居住街道的轄區警察的描述警察對待民眾是公平的			
Information	[Type= discrete] [Format=numeric] [Range= 1-4] [Missing=*/-8/-9/99]		
Statistics [NW/ W]	[Valid=124 /-] [Invalid=26 /-]		
Value	Label	Cases	Percentage
1	非常同意	0	
2	同意	82	<div><div></div></div> 66.1%
3	不同意	42	<div><div></div></div> 33.9%
4	非常不同意	0	
-9	拒絕回答	7	
-8	不知道	19	
99	訪員跳問	0	
Warning: these figures indicate the number of cases found in the data file. They cannot be interpreted as summary statistics of the population of interest.			
# q62c: 62c. 是否同意關於您居住街道的轄區警察的描述警察在控制毒品活動方面做得很好			
Information	[Type= discrete] [Format=numeric] [Range= 1-4] [Missing=*/-8/-9/99]		
Statistics [NW/ W]	[Valid=77 /-] [Invalid=73 /-]		
Value	Label	Cases	Percentage
1	非常同意	1	<div><div></div></div> 1.3%
2	同意	53	<div><div></div></div> 68.8%
3	不同意	22	<div><div></div></div> 28.6%
4	非常不同意	1	<div><div></div></div> 1.3%
-9	拒絕回答	26	
-8	不知道	47	
99	訪員跳問	0	

# q62c: 62c.是否同意關於您居住街道的轄區警察的描述警察在控制毒品活動方面做得很好			
Warning: these figures indicate the number of cases found in the data file. They cannot be interpreted as summary statistics of the population of interest.			
# q62d: 62d.是否同意關於您居住街道的轄區警察的描述警察很關心您居住街道中的問題			
Information	[Type= discrete] [Format=numeric] [Range= 1-4] [Missing=*/-8/-9/99]		
Statistics [NW/ W]	[Valid=120 /-] [Invalid=30 /-]		
Value	Label	Cases	Percentage
1	非常同意	2	1.7%
2	同意	82	68.3%
3	不同意	35	29.2%
4	非常不同意	1	0.8%
-9	拒絕回答	7	
-8	不知道	23	
99	訪員跳問	0	
Warning: these figures indicate the number of cases found in the data file. They cannot be interpreted as summary statistics of the population of interest.			
# q62e: 62e.是否同意關於您居住街道的轄區警察的描述警察在執行交通法規方面做得很好			
Information	[Type= discrete] [Format=numeric] [Range= 1-4] [Missing=*/-8/-9/99]		
Statistics [NW/ W]	[Valid=130 /-] [Invalid=20 /-]		
Value	Label	Cases	Percentage
1	非常同意	3	2.3%
2	同意	90	69.2%
3	不同意	36	27.7%
4	非常不同意	1	0.8%
-9	拒絕回答	4	
-8	不知道	16	
99	訪員跳問	0	
Warning: these figures indicate the number of cases found in the data file. They cannot be interpreted as summary statistics of the population of interest.			
# q62f: 62f.是否同意關於您居住街道的轄區警察的描述一般而言，警察是尊重民眾的			
Information	[Type= discrete] [Format=numeric] [Range= 1-4] [Missing=*/-8/-9/99]		
Statistics [NW/ W]	[Valid=136 /-] [Invalid=14 /-]		
Value	Label	Cases	Percentage
1	非常同意	2	1.5%
2	同意	112	82.4%
3	不同意	21	15.4%
4	非常不同意	1	0.7%
-9	拒絕回答	5	
-8	不知道	9	
99	訪員跳問	0	
Warning: these figures indicate the number of cases found in the data file. They cannot be interpreted as summary statistics of the population of interest.			
# q63: 63.您是否曾經投訴或抱怨過警察			
Information	[Type= discrete] [Format=numeric] [Range= 0-1] [Missing=*/-8/-9/99]		
Statistics [NW/ W]	[Valid=150 /-] [Invalid=0 /-]		
Value	Label	Cases	Percentage
0	否(跳答第65題)	136	90.7%
1	是	14	9.3%

# q63: 63.您是否曾經投訴或抱怨過警察			
Value	Label	Cases	Percentage
-9	拒絕回答(跳答第65題)	0	
-8	不知道(跳答第65題)	0	
99	訪員跳問	0	
Warning: these figures indicate the number of cases found in the data file. They cannot be interpreted as summary statistics of the population of interest.			
# q64: 64.您上次投訴警察時，是否居住在本街道			
Information	[Type= discrete] [Format=numeric] [Range= 0-2] [Missing=*/-8/-9/99]		
Statistics [NW/ W]	[Valid=150 /-] [Invalid=0 /-]		
Value	Label	Cases	Percentage
0	跳答	141	<div><div></div></div> 94.0%
1	是	9	<div><div></div></div> 6.0%
2	否	0	
-9	拒絕回答	0	
-8	不知道	0	
99	訪員跳問	0	
Warning: these figures indicate the number of cases found in the data file. They cannot be interpreted as summary statistics of the population of interest.			
# q65: 65.整體來說，您覺得您的身體狀況好不好			
Information	[Type= discrete] [Format=numeric] [Range= 1-5] [Missing=*/-8/-9/99]		
Statistics [NW/ W]	[Valid=146 /-] [Invalid=4 /-]		
Value	Label	Cases	Percentage
1	非常好	3	<div><div></div></div> 2.1%
2	好	63	<div><div></div></div> 43.2%
3	一般	67	<div><div></div></div> 45.9%
4	不好	11	<div><div></div></div> 7.5%
5	非常不好	2	<div><div></div></div> 1.4%
-9	拒絕回答	0	
-8	不知道	0	
99	訪員跳問	4	
Warning: these figures indicate the number of cases found in the data file. They cannot be interpreted as summary statistics of the population of interest.			
# q66: 66.和一年前相比，您覺得自己的身體狀況好不好			
Information	[Type= discrete] [Format=numeric] [Range= 1-5] [Missing=*/-8/-9/99]		
Statistics [NW/ W]	[Valid=146 /-] [Invalid=4 /-]		
Value	Label	Cases	Percentage
1	現在好很多	3	<div><div></div></div> 2.1%
2	現在比較好	10	<div><div></div></div> 6.8%
3	差不多	105	<div><div></div></div> 71.9%
4	現在比較不好	28	<div><div></div></div> 19.2%
5	現在很不好	0	
-9	拒絕回答	0	
-8	不知道	0	
99	訪員跳問	4	
Warning: these figures indicate the number of cases found in the data file. They cannot be interpreted as summary statistics of the population of interest.			
# q67: 67.您一個禮拜會出門散步幾次(如果次數是0，跳答第69題)			
Information	[Type= discrete] [Format=numeric] [Range= 0-14] [Missing=*/-8/-9/99]		

q67: 67.您一個禮拜會出門散步幾次(如果次數是0, 跳答第69題)

Statistics [NW/ W] [Valid=140 /-] [Invalid=10 /-]

Value	Label	Cases	Percentage
0		42	30.0%
1		10	7.1%
2		20	14.3%
3		25	17.9%
4		3	2.1%
5		6	4.3%
6		1	0.7%
7		31	22.1%
14		2	1.4%
-9	拒絕回答	0	
-8	不知道	3	
99	訪員跳問	7	

Warning: these figures indicate the number of cases found in the data file. They cannot be interpreted as summary statistics of the population of interest.

q68: 68.您通常走的距離多遠

Information [Type= discrete] [Format=numeric] [Range= 0-10] [Missing=*/-8/-9/99]

Statistics [NW/ W] [Valid=138 /-] [Invalid=12 /-]

Value	Label	Cases	Percentage
0	跳答	42	30.4%
1		18	13.0%
2		28	20.3%
3		29	21.0%
3.4		1	0.7%
4		4	2.9%
5		12	8.7%
6		2	1.4%
8		1	0.7%
10		1	0.7%
-9	拒絕回答	0	
-8	不知道	6	
99	訪員跳問	6	

Warning: these figures indicate the number of cases found in the data file. They cannot be interpreted as summary statistics of the population of interest.

q69: 69.除了散步之外, 您一個禮拜通常會做幾次運動

Information [Type= discrete] [Format=numeric] [Range= 0-7] [Missing=*/-8/-9/99]

Statistics [NW/ W] [Valid=144 /-] [Invalid=6 /-]

Value	Label	Cases	Percentage
0		76	52.8%
1		12	8.3%
2		12	8.3%
3		22	15.3%
4		1	0.7%
5		1	0.7%
7		20	13.9%

# q69: 69.除了散步之外，您一個禮拜通常會做幾次運動			
Value	Label	Cases	Percentage
-9	拒絕回答	0	
-8	不知道	0	
99	訪員跳問	6	
Warning: these figures indicate the number of cases found in the data file. They cannot be interpreted as summary statistics of the population of interest.			
# q70: 70.您曾經抽菸嗎			
Information	[Type= discrete] [Format=numeric] [Range= 0-1] [Missing=*/-8/-9/99]		
Statistics [NW/ W]	[Valid=144 -/] [Invalid=6 -/]		
Value	Label	Cases	Percentage
0	否(跳答第72題)	116	80.6%
1	是	28	19.4%
-9	拒絕回答(跳答第72題)	0	
-8	不知道(跳答第72題)	0	
99	訪員跳問	6	
Warning: these figures indicate the number of cases found in the data file. They cannot be interpreted as summary statistics of the population of interest.			
# q71: 71.您現在還有抽菸嗎			
Information	[Type= discrete] [Format=numeric] [Range= 0-2] [Missing=*/-8/-9/99]		
Statistics [NW/ W]	[Valid=144 -/] [Invalid=6 -/]		
Value	Label	Cases	Percentage
0	跳答	131	91.0%
1	是	13	9.0%
2	否	0	
-9	拒絕回答	0	
-8	不知道	0	
99	訪員跳問	6	
Warning: these figures indicate the number of cases found in the data file. They cannot be interpreted as summary statistics of the population of interest.			
# q72: 72.您平均一個月大概有幾天會喝酒(如果次數是0，跳答第74題)			
Information	[Type= discrete] [Format=numeric] [Range= 0-30] [Missing=*/-8/-9/99]		
Statistics [NW/ W]	[Valid=144 -/] [Invalid=6 -/]		
Value	Label	Cases	Percentage
0		123	85.4%
1		2	1.4%
2		6	4.2%
3		4	2.8%
4		2	1.4%
5		1	0.7%
6		1	0.7%
15		1	0.7%
20		1	0.7%
30		3	2.1%
-9	拒絕回答	0	
-8	不知道	0	
99	訪員跳問	6	
Warning: these figures indicate the number of cases found in the data file. They cannot be interpreted as summary statistics of the population of interest.			

# q73: 73.在您有喝酒時，您大概會喝多少酒(杯/瓶)			
Information	[Type= discrete] [Format=numeric] [Range= 0-3] [Missing=*/-8/-9/99]		
Statistics [NW/ W]	[Valid=142 /-] [Invalid=8 /-]		
Value	Label	Cases	Percentage
0	跳答	125	<div><div></div></div> 88.0%
1		11	<div><div></div></div> 7.7%
2		5	<div><div></div></div> 3.5%
3		1	<div><div></div></div> 0.7%
-9	拒絕回答	0	
-8	不知道	2	
99	訪員跳問	6	
Warning: these figures indicate the number of cases found in the data file. They cannot be interpreted as summary statistics of the population of interest.			
# q74: 74.在過去一年中，請問您有過多少位性伴侶(如果次數是0，跳答第76題)			
Information	[Type= discrete] [Format=numeric] [Range= 0-1] [Missing=*/-8/-9/99]		
Statistics [NW/ W]	[Valid=113 /-] [Invalid=37 /-]		
Value	Label	Cases	Percentage
0		32	<div><div></div></div> 28.3%
1		81	<div><div></div></div> 71.7%
-9	拒絕回答	3	
-8	不知道	10	
99	訪員跳問	24	
Warning: these figures indicate the number of cases found in the data file. They cannot be interpreted as summary statistics of the population of interest.			
# q75: 75.您在性行為的過程中是否有使用保險套			
Information	[Type= discrete] [Format=numeric] [Range= 0-4] [Missing=*/-8/-9/99]		
Statistics [NW/ W]	[Valid=89 /-] [Invalid=61 /-]		
Value	Label	Cases	Percentage
0	跳答	27	<div><div></div></div> 30.3%
1	每次都使用	23	<div><div></div></div> 25.8%
2	大部分有使用	5	<div><div></div></div> 5.6%
3	有時候有使用	6	<div><div></div></div> 6.7%
4	從沒沒有使用	28	<div><div></div></div> 31.5%
-9	拒絕回答	22	
-8	不知道	13	
99	訪員跳問	26	
Warning: these figures indicate the number of cases found in the data file. They cannot be interpreted as summary statistics of the population of interest.			
# q76: 76.請問您目前的視力狀況如何			
Information	[Type= discrete] [Format=numeric] [Range= 1-3] [Missing=*/-8/-9/99]		
Statistics [NW/ W]	[Valid=143 /-] [Invalid=7 /-]		
Value	Label	Cases	Percentage
1	完全沒困難	97	<div><div></div></div> 67.8%
2	有點困難	45	<div><div></div></div> 31.5%
3	非常有困難	1	<div><div></div></div> 0.7%
-9	拒絕回答	0	
-8	不知道	1	

# q76: 76.請問您目前的視力狀況如何			
Value	Label	Cases	Percentage
99	訪員跳問	6	
Warning: these figures indicate the number of cases found in the data file. They cannot be interpreted as summary statistics of the population of interest.			
# q77: 77.請問您目前的聽力狀況如何			
Information	[Type= discrete] [Format=numeric] [Range= 1-3] [Missing=*/-8/-9/99]		
Statistics [NW/ W]	[Valid=143 /-] [Invalid=7 /-]		
Value	Label	Cases	Percentage
1	完全沒困難	126	<div><div></div></div> 88.1%
2	有點困難	16	<div><div></div></div> 11.2%
3	非常有困難	1	<div><div></div></div> 0.7%
-9	拒絕回答	0	
-8	不知道	1	
99	訪員跳問	6	
Warning: these figures indicate the number of cases found in the data file. They cannot be interpreted as summary statistics of the population of interest.			
# q78: 78.您的健康情形， 是否會影響到這些活動的進行洗澡或是自己穿衣服			
Information	[Type= discrete] [Format=numeric] [Range= 1-3] [Missing=*/-8/-9/99]		
Statistics [NW/ W]	[Valid=146 /-] [Invalid=4 /-]		
Value	Label	Cases	Percentage
1	影響很大	2	<div><div></div></div> 1.4%
2	一點點影響	0	
3	完全沒影響	144	<div><div></div></div> 98.6%
-9	拒絕回答	0	
-8	不知道	0	
99	訪員跳問	4	
Warning: these figures indicate the number of cases found in the data file. They cannot be interpreted as summary statistics of the population of interest.			
# q79: 79.您的健康情形， 是否會影響到這些活動的進行彎腰或跪下			
Information	[Type= discrete] [Format=numeric] [Range= 1-3] [Missing=*/-8/-9/99]		
Statistics [NW/ W]	[Valid=146 /-] [Invalid=4 /-]		
Value	Label	Cases	Percentage
1	影響很大	0	
2	一點點影響	12	<div><div></div></div> 8.2%
3	完全沒影響	134	<div><div></div></div> 91.8%
-9	拒絕回答	0	
-8	不知道	0	
99	訪員跳問	4	
Warning: these figures indicate the number of cases found in the data file. They cannot be interpreted as summary statistics of the population of interest.			
# q80: 80.您的健康情形， 是否會影響到這些活動的進行掃地， 洗碗， 倒垃圾等其他輕鬆工作			
Information	[Type= discrete] [Format=numeric] [Range= 1-3] [Missing=*/-8/-9/99]		
Statistics [NW/ W]	[Valid=145 /-] [Invalid=5 /-]		
Value	Label	Cases	Percentage
1	影響很大	1	<div><div></div></div> 0.7%
2	一點點影響	4	<div><div></div></div> 2.8%
3	完全沒影響	140	<div><div></div></div> 96.6%

# q80: 80.您的健康情形，是否會影響到這些活動的進行掃地，洗碗，倒垃圾等其他輕鬆工作			
Value	Label	Cases	Percentage
-9	拒絕回答	0	
-8	不知道	1	
99	訪員跳問	4	
Warning: these figures indicate the number of cases found in the data file. They cannot be interpreted as summary statistics of the population of interest.			
# q81: 81.您的健康情形，是否會影響到這些活動的進行搬日常生活用品			
Information	[Type= discrete] [Format=numeric] [Range= 1-3] [Missing=*/-8/-9/99]		
Statistics [NW/ W]	[Valid=146 /-] [Invalid=4 /-]		
Value	Label	Cases	Percentage
1	影響很大	3	2.1%
2	一點點影響	5	3.4%
3	完全沒影響	138	94.5%
-9	拒絕回答	0	
-8	不知道	0	
99	訪員跳問	4	
Warning: these figures indicate the number of cases found in the data file. They cannot be interpreted as summary statistics of the population of interest.			
# q82: 82.您的健康情形，是否會影響到這些活動的進行拿起或攜帶10公斤的東西			
Information	[Type= discrete] [Format=numeric] [Range= 1-3] [Missing=*/-8/-9/99]		
Statistics [NW/ W]	[Valid=146 /-] [Invalid=4 /-]		
Value	Label	Cases	Percentage
1	影響很大	9	6.2%
2	一點點影響	22	15.1%
3	完全沒影響	115	78.8%
-9	拒絕回答	0	
-8	不知道	0	
99	訪員跳問	4	
Warning: these figures indicate the number of cases found in the data file. They cannot be interpreted as summary statistics of the population of interest.			
# q83: 83.您的健康情形，是否會影響到這些活動的進行爬一層樓梯			
Information	[Type= discrete] [Format=numeric] [Range= 1-3] [Missing=*/-8/-9/99]		
Statistics [NW/ W]	[Valid=146 /-] [Invalid=4 /-]		
Value	Label	Cases	Percentage
1	影響很大	4	2.7%
2	一點點影響	4	2.7%
3	完全沒影響	138	94.5%
-9	拒絕回答	0	
-8	不知道	0	
99	訪員跳問	4	
Warning: these figures indicate the number of cases found in the data file. They cannot be interpreted as summary statistics of the population of interest.			

# q84: 84. 您的健康情形，是否會影響到這些活動的進行爬很多層樓梯			
Information	[Type= discrete] [Format=numeric] [Range= 1-3] [Missing=*/-8/-9/99]		
Statistics [NW/ W]	[Valid=146 /-] [Invalid=4 /-]		
Value	Label	Cases	Percentage
1	影響很大	2	<div><div></div></div> 1.4%
2	一點點影響	21	<div><div></div></div> 14.4%
3	完全沒影響	123	<div><div></div></div> 84.2%
-9	拒絕回答	0	
-8	不知道	0	
99	訪員跳問	4	
Warning: these figures indicate the number of cases found in the data file. They cannot be interpreted as summary statistics of the population of interest.			
# q85: 85. 您的健康情形，是否會影響到這些活動的進行短距離跑步(20-30公尺)			
Information	[Type= discrete] [Format=numeric] [Range= 1-3] [Missing=*/-8/-9/99]		
Statistics [NW/ W]	[Valid=145 /-] [Invalid=5 /-]		
Value	Label	Cases	Percentage
1	影響很大	10	<div><div></div></div> 6.9%
2	一點點影響	15	<div><div></div></div> 10.3%
3	完全沒影響	120	<div><div></div></div> 82.8%
-9	拒絕回答	0	
-8	不知道	1	
99	訪員跳問	4	
Warning: these figures indicate the number of cases found in the data file. They cannot be interpreted as summary statistics of the population of interest.			
# q86: 86. 您的健康情形，是否會影響到這些活動的進行走完200至300公尺			
Information	[Type= discrete] [Format=numeric] [Range= 1-3] [Missing=*/-8/-9/99]		
Statistics [NW/ W]	[Valid=146 /-] [Invalid=4 /-]		
Value	Label	Cases	Percentage
1	影響很大	3	<div><div></div></div> 2.1%
2	一點點影響	6	<div><div></div></div> 4.1%
3	完全沒影響	137	<div><div></div></div> 93.8%
-9	拒絕回答	0	
-8	不知道	0	
99	訪員跳問	4	
Warning: these figures indicate the number of cases found in the data file. They cannot be interpreted as summary statistics of the population of interest.			
# q87: 87. 您的健康情形，是否會影響到這些活動的進行走超過一公里			
Information	[Type= discrete] [Format=numeric] [Range= 1-3] [Missing=*/-8/-9/99]		
Statistics [NW/ W]	[Valid=146 /-] [Invalid=4 /-]		
Value	Label	Cases	Percentage
1	影響很大	5	<div><div></div></div> 3.4%
2	一點點影響	6	<div><div></div></div> 4.1%
3	完全沒影響	135	<div><div></div></div> 92.5%
-9	拒絕回答	0	
-8	不知道	0	
99	訪員跳問	4	
Warning: these figures indicate the number of cases found in the data file. They cannot be interpreted as summary statistics of the population of interest.			

# q88: 88.在過去一個月中，您的身體或心理健康問題，有沒有影響您與家人、朋友的一般社交活動			
Information	[Type= discrete] [Format=numeric] [Range= 1-4] [Missing=*/-8/-9/99]		
Statistics [NW/ W]	[Valid=144 /-] [Invalid=6 /-]		
Value	Label	Cases	Percentage
1	常常造成影響	1	0.7%
2	大部分有影響	3	2.1%
3	有時候有影響	18	12.5%
4	完全沒有影響	122	84.7%
-9	拒絕回答	0	
-8	不知道	1	
99	訪員跳問	5	
Warning: these figures indicate the number of cases found in the data file. They cannot be interpreted as summary statistics of the population of interest.			
# q89: 89.在過去一個月中，您的身體或心理健康問題，有沒有影響您的日常工作			
Information	[Type= discrete] [Format=numeric] [Range= 1-4] [Missing=*/-8/-9/99]		
Statistics [NW/ W]	[Valid=144 /-] [Invalid=6 /-]		
Value	Label	Cases	Percentage
1	常常造成影響	2	1.4%
2	大部分有影響	2	1.4%
3	有時候有影響	17	11.8%
4	完全沒有影響	123	85.4%
-9	拒絕回答	0	
-8	不知道	1	
99	訪員跳問	5	
Warning: these figures indicate the number of cases found in the data file. They cannot be interpreted as summary statistics of the population of interest.			
# q90: 90.您似乎比一般人更容易生病			
Information	[Type= discrete] [Format=numeric] [Range= 1-4] [Missing=*/-8/-9/99]		
Statistics [NW/ W]	[Valid=142 /-] [Invalid=8 /-]		
Value	Label	Cases	Percentage
1	完全符合	2	1.4%
2	大致符合	16	11.3%
3	不太符合	116	81.7%
4	完全不符合	8	5.6%
-9	拒絕回答	0	
-8	不知道	0	
99	訪員跳問	8	
Warning: these figures indicate the number of cases found in the data file. They cannot be interpreted as summary statistics of the population of interest.			
# q91: 91.您常常感覺很疲憊			
Information	[Type= discrete] [Format=numeric] [Range= 1-4] [Missing=*/-8/-9/99]		
Statistics [NW/ W]	[Valid=141 /-] [Invalid=9 /-]		
Value	Label	Cases	Percentage
1	完全符合	2	1.4%
2	大致符合	34	24.1%
3	不太符合	103	73.0%
4	完全不符合	2	1.4%

# q91: 91.您常常感覺很疲憊			
Value	Label	Cases	Percentage
-9	拒絕回答	0	
-8	不知道	1	
99	訪員跳問	8	
Warning: these figures indicate the number of cases found in the data file. They cannot be interpreted as summary statistics of the population of interest.			
# q92: 92.您覺得您的健康狀況越來越不好			
Information	[Type= discrete] [Format=numeric] [Range= 1-4] [Missing=*/-8/-9/99]		
Statistics [NW/ W]	[Valid=141 /-] [Invalid=9 /-]		
Value	Label	Cases	Percentage
1	完全符合	1	0.7%
2	大致符合	37	26.2%
3	不太符合	100	70.9%
4	完全不符合	3	2.1%
-9	拒絕回答	0	
-8	不知道	1	
99	訪員跳問	8	
Warning: these figures indicate the number of cases found in the data file. They cannot be interpreted as summary statistics of the population of interest.			
# q93: 93.您的健康狀況非常良好			
Information	[Type= discrete] [Format=numeric] [Range= 1-4] [Missing=*/-8/-9/99]		
Statistics [NW/ W]	[Valid=142 /-] [Invalid=8 /-]		
Value	Label	Cases	Percentage
1	完全符合	3	2.1%
2	大致符合	113	79.6%
3	不太符合	25	17.6%
4	完全不符合	1	0.7%
-9	拒絕回答	0	
-8	不知道	0	
99	訪員跳問	8	
Warning: these figures indicate the number of cases found in the data file. They cannot be interpreted as summary statistics of the population of interest.			
# q94: 94.您是否有任何的健康保險，包含全民健保			
Information	[Type= discrete] [Format=numeric] [Range= 0-1] [Missing=*/-8/-9/99]		
Statistics [NW/ W]	[Valid=149 /-] [Invalid=1 /-]		
Value	Label	Cases	Percentage
0	否(跳答第96題)	1	0.7%
1	是	148	99.3%
-9	拒絕回答(跳答第96題)	0	
-8	不知道(跳答第96題)	0	
99	訪員跳問	1	
Warning: these figures indicate the number of cases found in the data file. They cannot be interpreted as summary statistics of the population of interest.			
# q95: 95.除了全民健保，請問您有加入哪一種健康保險			
Information	[Type= discrete] [Format=numeric] [Range= 0-3] [Missing=*/-8/-9/99]		
Statistics [NW/ W]	[Valid=144 /-] [Invalid=6 /-]		

q95: 95.除了全民健保，請問您有加入哪一種健康保險

Value	Label	Cases	Percentage
0	跳答	3	2.1%
1	只有全民健保	41	28.5%
2	有全民健保和私人醫療保險(例如：癌症險、住院日額)	100	69.4%
3	其他	0	
-9	拒絕回答	0	
-8	不知道	3	
99	訪員跳問	3	

Warning: these figures indicate the number of cases found in the data file. They cannot be interpreted as summary statistics of the population of interest.

q96: 96.在過去一年中，您是否因為生病或是受傷去醫院

Information		[Type= discrete] [Format=numeric] [Range= 0-1] [Missing=*-/8-/9/99]	
Statistics [NW/ W]		[Valid=146 /-] [Invalid=4 /-]	
Value	Label	Cases	Percentage
0	否	58	<div></div> 39.7%
1	是	88	<div></div> 60.3%
-9	拒絕回答	0	
-8	不知道	0	
99	訪員跳問	4	

Warning: these figures indicate the number of cases found in the data file. They cannot be interpreted as summary statistics of the population of interest.

q97: 97.請問距離您上次去醫院檢查的時間有多久了

Information		[Type= discrete] [Format=numeric] [Range= 0-10] [Missing=*-/8-/9/99]	
Statistics [NW/ W]		[Valid=129 /-] [Invalid=21 /-]	
Value	Label	Cases	Percentage
0		3	<div></div> 2.3%
0.01		3	<div></div> 2.3%
0.02		6	<div></div> 4.7%
0.03		20	<div></div> 15.5%
0.04		2	<div></div> 1.6%
0.05		10	<div></div> 7.8%
0.06		3	<div></div> 2.3%
0.07		1	<div></div> 0.8%
0.08		3	<div></div> 2.3%
0.1		10	<div></div> 7.8%
0.15		1	<div></div> 0.8%
0.3		1	<div></div> 0.8%
0.5		1	<div></div> 0.8%
1		27	<div></div> 20.9%
1.02		3	<div></div> 2.3%
1.5		1	<div></div> 0.8%
2		15	<div></div> 11.6%
3		8	<div></div> 6.2%
4		1	<div></div> 0.8%
5		3	<div></div> 2.3%
6		3	<div></div> 2.3%

# q97: 97.請問距離您上次去醫院檢查的時間有多久了			
Value	Label	Cases	Percentage
7		1	<div><div></div></div> 0.8%
8		1	<div><div></div></div> 0.8%
10		2	<div><div></div></div> 1.6%
-9	拒絕回答	1	
-8	不知道	13	
99	訪員跳問	7	
Warning: these figures indicate the number of cases found in the data file. They cannot be interpreted as summary statistics of the population of interest.			
# q98a: 98a.您的醫生盡可能給您最好的醫療照顧			
Information	[Type= discrete] [Format=numeric] [Range= 1-4] [Missing=*/-8/-9/99]		
Statistics [NW/ W]	[Valid=143 -] [Invalid=7 -]		
Value	Label	Cases	Percentage
1	非常同意	4	<div><div></div></div> 2.8%
2	同意	125	<div><div></div></div> 87.4%
3	不同意	14	<div><div></div></div> 9.8%
4	非常不同意	0	
-9	拒絕回答	0	
-8	不知道	5	
99	訪員跳問	2	
Warning: these figures indicate the number of cases found in the data file. They cannot be interpreted as summary statistics of the population of interest.			
# q98b: 98b.您相信當地的醫院能提供給您最好的醫療照顧			
Information	[Type= discrete] [Format=numeric] [Range= 1-4] [Missing=*/-8/-9/99]		
Statistics [NW/ W]	[Valid=143 -] [Invalid=7 -]		
Value	Label	Cases	Percentage
1	非常同意	4	<div><div></div></div> 2.8%
2	同意	113	<div><div></div></div> 79.0%
3	不同意	26	<div><div></div></div> 18.2%
4	非常不同意	0	
-9	拒絕回答	0	
-8	不知道	5	
99	訪員跳問	2	
Warning: these figures indicate the number of cases found in the data file. They cannot be interpreted as summary statistics of the population of interest.			
# q98c: 98c.您相信您的醫生將您的健康擺在第一位			
Information	[Type= discrete] [Format=numeric] [Range= 1-4] [Missing=*/-8/-9/99]		
Statistics [NW/ W]	[Valid=138 -] [Invalid=12 -]		
Value	Label	Cases	Percentage
1	非常同意	2	<div><div></div></div> 1.4%
2	同意	114	<div><div></div></div> 82.6%
3	不同意	20	<div><div></div></div> 14.5%
4	非常不同意	2	<div><div></div></div> 1.4%
-9	拒絕回答	0	
-8	不知道	10	
99	訪員跳問	2	
Warning: these figures indicate the number of cases found in the data file. They cannot be interpreted as summary statistics of the population of interest.			

# q98d: 98d.您覺得您有良好的醫療資源管道			
Information	[Type= discrete] [Format=numeric] [Range= 1-4] [Missing=*/-8/-9/99]		
Statistics [NW/ W]	[Valid=148 /-] [Invalid=2 /-]		
Value	Label	Cases	Percentage
1	非常同意	2	1.4%
2	同意	132	89.2%
3	不同意	14	9.5%
4	非常不同意	0	
-9	拒絕回答	0	
-8	不知道	0	
99	訪員跳問	2	
Warning: these figures indicate the number of cases found in the data file. They cannot be interpreted as summary statistics of the population of interest.			
# q99a: 99a.是否被診斷出有以下的身體問題高血壓			
Information	[Type= discrete] [Format=numeric] [Range= 0-1] [Missing=*/-8/-9/99]		
Statistics [NW/ W]	[Valid=148 /-] [Invalid=2 /-]		
Value	Label	Cases	Percentage
0	否	122	82.4%
1	是	26	17.6%
-9	拒絕回答	0	
-8	不知道	0	
99	訪員跳問	2	
Warning: these figures indicate the number of cases found in the data file. They cannot be interpreted as summary statistics of the population of interest.			
# q99b: 99b.被診斷出高血壓的時間有多久			
Information	[Type= discrete] [Format=numeric] [Range= 0-30] [Missing=*/-8/-9/99]		
Statistics [NW/ W]	[Valid=148 /-] [Invalid=2 /-]		
Value	Label	Cases	Percentage
0	跳答	122	82.4%
0.5		2	1.4%
1		1	0.7%
2		2	1.4%
2.5		1	0.7%
3		4	2.7%
4		1	0.7%
5		2	1.4%
6		2	1.4%
7		1	0.7%
10		4	2.7%
13		1	0.7%
20		3	2.0%
25		1	0.7%
30		1	0.7%
-9	拒絕回答	0	
-8	不知道	0	
99	訪員跳問	2	
Warning: these figures indicate the number of cases found in the data file. They cannot be interpreted as summary statistics of the population of interest.			

# q100a: 100a. 是否被診斷出有以下的身體問題糖尿病			
Information		[Type= discrete] [Format=numeric] [Range= 0-1] [Missing=*/-8/-9/99]	
Statistics [NW/ W]		[Valid=148 /-] [Invalid=2 /-]	
Value	Label	Cases	Percentage
0	否	142	<div><div></div></div> 95.9%
1	是	6	<div><div></div></div> 4.1%
-9	拒絕回答	0	
-8	不知道	0	
99	訪員跳問	2	
Warning: these figures indicate the number of cases found in the data file. They cannot be interpreted as summary statistics of the population of interest.			
# q100b: 100b. 被診斷出糖尿病的時間有多久			
Information		[Type= discrete] [Format=numeric] [Range= 0-20] [Missing=*/-8/-9/99]	
Statistics [NW/ W]		[Valid=148 /-] [Invalid=2 /-]	
Value	Label	Cases	Percentage
0	跳答	142	<div><div></div></div> 95.9%
2		1	<div><div></div></div> 0.7%
3		2	<div><div></div></div> 1.4%
5		1	<div><div></div></div> 0.7%
20		2	<div><div></div></div> 1.4%
-9	拒絕回答	0	
-8	不知道	0	
99	訪員跳問	2	
Warning: these figures indicate the number of cases found in the data file. They cannot be interpreted as summary statistics of the population of interest.			
# q101a: 101a. 是否被診斷出有以下的身體問題心臟病			
Information		[Type= discrete] [Format=numeric] [Range= 0-1] [Missing=*/-8/-9/99]	
Statistics [NW/ W]		[Valid=148 /-] [Invalid=2 /-]	
Value	Label	Cases	Percentage
0	否	139	<div><div></div></div> 93.9%
1	是	9	<div><div></div></div> 6.1%
-9	拒絕回答	0	
-8	不知道	0	
99	訪員跳問	2	
Warning: these figures indicate the number of cases found in the data file. They cannot be interpreted as summary statistics of the population of interest.			
# q101b: 101b. 被診斷出心臟病的時間有多久			
Information		[Type= discrete] [Format=numeric] [Range= 0-30] [Missing=*/-8/-9/99]	
Statistics [NW/ W]		[Valid=148 /-] [Invalid=2 /-]	
Value	Label	Cases	Percentage
0	跳答	139	<div><div></div></div> 93.9%
0.5		1	<div><div></div></div> 0.7%
2		1	<div><div></div></div> 0.7%
3		1	<div><div></div></div> 0.7%
5		1	<div><div></div></div> 0.7%
7		1	<div><div></div></div> 0.7%
8		1	<div><div></div></div> 0.7%










# q101b: 101b. 被診斷出心臟病的時間有多久			
Value	Label	Cases	Percentage
10		1	0.7%
30		2	1.4%
-9	拒絕回答	0	
-8	不知道	0	
99	訪員跳問	2	
Warning: these figures indicate the number of cases found in the data file. They cannot be interpreted as summary statistics of the population of interest.			
# q102a: 102a. 是否被診斷出有以下的身體問題中風或小中風			
Information	[Type= discrete] [Format=numeric] [Range= 0-1] [Missing=*/-8/-9/99]		
Statistics [NW/ W]	[Valid=148 /-] [Invalid=2 /-]		
Value	Label	Cases	Percentage
0	否	146	98.6%
1	是	2	1.4%
-9	拒絕回答	0	
-8	不知道	0	
99	訪員跳問	2	
Warning: these figures indicate the number of cases found in the data file. They cannot be interpreted as summary statistics of the population of interest.			
# q102b: 102b. 被診斷出中風或小中風的時間有多久			
Information	[Type= discrete] [Format=numeric] [Range= 0-3.5] [Missing=*/-8/-9/99]		
Statistics [NW/ W]	[Valid=148 /-] [Invalid=2 /-]		
Value	Label	Cases	Percentage
0	跳答	146	98.6%
3		1	0.7%
3.5		1	0.7%
-9	拒絕回答	0	
-8	不知道	0	
99	訪員跳問	2	
Warning: these figures indicate the number of cases found in the data file. They cannot be interpreted as summary statistics of the population of interest.			
# q103a: 103a. 是否被診斷出有以下的身體問題癌症			
Information	[Type= discrete] [Format=numeric] [Range= 0-1] [Missing=*/-8/-9/99]		
Statistics [NW/ W]	[Valid=148 /-] [Invalid=2 /-]		
Value	Label	Cases	Percentage
0	否	147	99.3%
1	是	1	0.7%
-9	拒絕回答	0	
-8	不知道	0	
99	訪員跳問	2	
Warning: these figures indicate the number of cases found in the data file. They cannot be interpreted as summary statistics of the population of interest.			
# q103b: 103b. 被診斷出癌症的時間有多久			
Information	[Type= discrete] [Format=numeric] [Range= 0-2] [Missing=*/-8/-9/99]		
Statistics [NW/ W]	[Valid=148 /-] [Invalid=2 /-]		
Value	Label	Cases	Percentage
0	跳答	147	99.3%

# q103b: 103b.被診斷出癌症的時間有多久			
Value	Label	Cases	Percentage
2		1	0.7%
-9	拒絕回答	0	
-8	不知道	0	
99	訪員跳問	2	
Warning: these figures indicate the number of cases found in the data file. They cannot be interpreted as summary statistics of the population of interest.			
# q104a: 104a.是否被診斷出有以下的身體問題慢性支氣管炎、肺氣腫或慢性阻塞性肺病			
Information	[Type= discrete] [Format=numeric] [Range= 0-1] [Missing=*/-8/-9/99]		
Statistics [NW/ W]	[Valid=148 /-] [Invalid=2 /-]		
Value	Label	Cases	Percentage
0	否	146	98.6%
1	是	2	1.4%
-9	拒絕回答	0	
-8	不知道	0	
99	訪員跳問	2	
Warning: these figures indicate the number of cases found in the data file. They cannot be interpreted as summary statistics of the population of interest.			
# q104b: 104b.被診斷出慢性支氣管炎、肺氣腫或慢性阻塞性肺病的時間有多久			
Information	[Type= discrete] [Format=numeric] [Range= 0-10] [Missing=*/-8/-9/99]		
Statistics [NW/ W]	[Valid=148 /-] [Invalid=2 /-]		
Value	Label	Cases	Percentage
0	跳答	146	98.6%
2		1	0.7%
10		1	0.7%
-9	拒絕回答	0	
-8	不知道	0	
99	訪員跳問	2	
Warning: these figures indicate the number of cases found in the data file. They cannot be interpreted as summary statistics of the population of interest.			
# q105a: 105a.是否被診斷出有以下的身體問題氣喘			
Information	[Type= discrete] [Format=numeric] [Range= 0-1] [Missing=*/-8/-9/99]		
Statistics [NW/ W]	[Valid=148 /-] [Invalid=2 /-]		
Value	Label	Cases	Percentage
0	否	147	99.3%
1	是	1	0.7%
-9	拒絕回答	0	
-8	不知道	0	
99	訪員跳問	2	
Warning: these figures indicate the number of cases found in the data file. They cannot be interpreted as summary statistics of the population of interest.			
# q105b: 105b.被診斷出氣喘的時間有多久			
Information	[Type= discrete] [Format=numeric] [Range= 0-7] [Missing=*/-8/-9/99]		
Statistics [NW/ W]	[Valid=148 /-] [Invalid=2 /-]		
Value	Label	Cases	Percentage
0	跳答	147	99.3%
7		1	0.7%

# q105b: 105b.被診斷出氣喘的時間有多久			
Value	Label	Cases	Percentage
-9	拒絕回答	0	
-8	不知道	0	
99	訪員跳問	2	
Warning: these figures indicate the number of cases found in the data file. They cannot be interpreted as summary statistics of the population of interest.			
# q106a: 106a.是否被診斷出有以下的身體問題關節炎或風濕症			
Information	[Type= discrete] [Format=numeric] [Range= 0-1] [Missing=*/-8/-9/99]		
Statistics [NW/ W]	[Valid=148 /-] [Invalid=2 /-]		
Value	Label	Cases	Percentage
0	否	142	<div></div> 95.9%
1	是	6	<div></div> 4.1%
-9	拒絕回答	0	
-8	不知道	0	
99	訪員跳問	2	
Warning: these figures indicate the number of cases found in the data file. They cannot be interpreted as summary statistics of the population of interest.			
# q106b: 106b.被診斷出關節炎或風濕症的時間有多久			
Information	[Type= discrete] [Format=numeric] [Range= 0-20] [Missing=*/-8/-9/99]		
Statistics [NW/ W]	[Valid=148 /-] [Invalid=2 /-]		
Value	Label	Cases	Percentage
0	跳答	142	<div></div> 95.9%
1		1	<div></div> 0.7%
2		1	<div></div> 0.7%
6		1	<div></div> 0.7%
10		1	<div></div> 0.7%
15		1	<div></div> 0.7%
20		1	<div></div> 0.7%
-9	拒絕回答	0	
-8	不知道	0	
99	訪員跳問	2	
Warning: these figures indicate the number of cases found in the data file. They cannot be interpreted as summary statistics of the population of interest.			
# q107a: 107a.是否被診斷出有以下的身體問題肝膽疾病			
Information	[Type= discrete] [Format=numeric] [Range= 0-1] [Missing=*/-8/-9/99]		
Statistics [NW/ W]	[Valid=148 /-] [Invalid=2 /-]		
Value	Label	Cases	Percentage
0	否	147	<div></div> 99.3%
1	是	1	<div></div> 0.7%
-9	拒絕回答	0	
-8	不知道	0	
99	訪員跳問	2	
Warning: these figures indicate the number of cases found in the data file. They cannot be interpreted as summary statistics of the population of interest.			
# q107b: 107b.被診斷出肝膽疾病的時間有多久			
Information	[Type= discrete] [Format=numeric] [Range= 0-10] [Missing=*/-8/-9/99]		
Statistics [NW/ W]	[Valid=148 /-] [Invalid=2 /-]		

# q107b: 107b.被診斷出肝膽疾病的時間有多久			
Value	Label	Cases	Percentage
0	跳答	147	<div><div></div></div> 99.3%
10		1	<div><div></div></div> 0.7%
-9	拒絕回答	0	
-8	不知道	0	
99	訪員跳問	2	
Warning: these figures indicate the number of cases found in the data file. They cannot be interpreted as summary statistics of the population of interest.			
# q108a: 108a.是否被診斷出有以下的身體問題髖骨骨折			
Information	[Type= discrete] [Format=numeric] [Range= 0-1] [Missing=*/-8/-9/99]		
Statistics [NW/ W]	[Valid=148 /-] [Invalid=2 /-]		
Value	Label	Cases	Percentage
0	否	146	<div><div></div></div> 98.6%
1	是	2	<div><div></div></div> 1.4%
-9	拒絕回答	0	
-8	不知道	0	
99	訪員跳問	2	
Warning: these figures indicate the number of cases found in the data file. They cannot be interpreted as summary statistics of the population of interest.			
# q108b: 108b.被診斷出髖骨骨折的時間有多久			
Information	[Type= discrete] [Format=numeric] [Range= 0-10] [Missing=*/-8/-9/99]		
Statistics [NW/ W]	[Valid=148 /-] [Invalid=2 /-]		
Value	Label	Cases	Percentage
0	跳答	146	<div><div></div></div> 98.6%
1		1	<div><div></div></div> 0.7%
10		1	<div><div></div></div> 0.7%
-9	拒絕回答	0	
-8	不知道	0	
99	訪員跳問	2	
Warning: these figures indicate the number of cases found in the data file. They cannot be interpreted as summary statistics of the population of interest.			
# q109a: 109a.是否被診斷出有以下的身體問題白內障			
Information	[Type= discrete] [Format=numeric] [Range= 0-1] [Missing=*/-8/-9/99]		
Statistics [NW/ W]	[Valid=148 /-] [Invalid=2 /-]		
Value	Label	Cases	Percentage
0	否	137	<div><div></div></div> 92.6%
1	是	11	<div><div></div></div> 7.4%
-9	拒絕回答	0	
-8	不知道	0	
99	訪員跳問	2	
Warning: these figures indicate the number of cases found in the data file. They cannot be interpreted as summary statistics of the population of interest.			
# q109b: 109b.被診斷出白內障的時間有多久			
Information	[Type= discrete] [Format=numeric] [Range= 0-20] [Missing=*/-8/-9/99]		
Statistics [NW/ W]	[Valid=148 /-] [Invalid=2 /-]		
Value	Label	Cases	Percentage
0	跳答	137	<div><div></div></div> 92.6%

# q109b: 109b. 被診斷出白內障的時間有多久			
Value	Label	Cases	Percentage
1		4	<div><div></div></div> 2.7%
2		2	<div><div></div></div> 1.4%
4		1	<div><div></div></div> 0.7%
5		1	<div><div></div></div> 0.7%
6		1	<div><div></div></div> 0.7%
10		1	<div><div></div></div> 0.7%
20		1	<div><div></div></div> 0.7%
-9	拒絕回答	0	
-8	不知道	0	
99	訪員跳問	2	
Warning: these figures indicate the number of cases found in the data file. They cannot be interpreted as summary statistics of the population of interest.			
# q110a: 110a. 是否被診斷出有以下的身體問題青光眼			
Information	[Type= discrete] [Format=numeric] [Range= 0-1] [Missing=*/-8/-9/99]		
Statistics [NW/ W]	[Valid=148 /-] [Invalid=2 /-]		
Value	Label	Cases	Percentage
0	否	147	<div><div></div></div> 99.3%
1	是	1	<div><div></div></div> 0.7%
-9	拒絕回答	0	
-8	不知道	0	
99	訪員跳問	2	
Warning: these figures indicate the number of cases found in the data file. They cannot be interpreted as summary statistics of the population of interest.			
# q110b: 110b. 被診斷出青光眼的時間有多久			
Information	[Type= discrete] [Format=numeric] [Range= 0-3] [Missing=*/-8/-9/99]		
Statistics [NW/ W]	[Valid=148 /-] [Invalid=2 /-]		
Value	Label	Cases	Percentage
0	跳答	147	<div><div></div></div> 99.3%
3		1	<div><div></div></div> 0.7%
-9	拒絕回答	0	
-8	不知道	0	
99	訪員跳問	2	
Warning: these figures indicate the number of cases found in the data file. They cannot be interpreted as summary statistics of the population of interest.			
# q111a: 111a. 是否被診斷出有以下的身體問題腎臟疾病(包含結石)			
Information	[Type= discrete] [Format=numeric] [Range= 0-1] [Missing=*/-8/-9/99]		
Statistics [NW/ W]	[Valid=148 /-] [Invalid=2 /-]		
Value	Label	Cases	Percentage
0	否	147	<div><div></div></div> 99.3%
1	是	1	<div><div></div></div> 0.7%
-9	拒絕回答	0	
-8	不知道	0	
99	訪員跳問	2	
Warning: these figures indicate the number of cases found in the data file. They cannot be interpreted as summary statistics of the population of interest.			
# q111b: 111b. 被診斷出腎臟疾病(包含結石)的時間有多久			
Information	[Type= discrete] [Format=numeric] [Range= 0-0] [Missing=*/-8/-9/99]		

# q111b: 111b. 被診斷出腎臟疾病(包含結石)的時間有多久			
Statistics [NW/ W]		[Valid=147 /-] [Invalid=3 /-]	
Value	Label	Cases	Percentage
0	跳答	147	 100.0%
-9	拒絕回答	0	
-8	不知道	1	
99	訪員跳問	2	
<i>Warning: these figures indicate the number of cases found in the data file. They cannot be interpreted as summary statistics of the population of interest.</i>			
# q112a: 112a. 是否被診斷出有以下的身體問題痛風			
Information		[Type= discrete] [Format=numeric] [Range= 0-1] [Missing=*/-8/-9/99]	
Statistics [NW/ W]		[Valid=148 /-] [Invalid=2 /-]	
Value	Label	Cases	Percentage
0	否	142	 95.9%
1	是	6	 4.1%
-9	拒絕回答	0	
-8	不知道	0	
99	訪員跳問	2	
<i>Warning: these figures indicate the number of cases found in the data file. They cannot be interpreted as summary statistics of the population of interest.</i>			
# q112b: 112b. 被診斷出痛風的時間有多久			
Information		[Type= discrete] [Format=numeric] [Range= 0-10] [Missing=*/-8/-9/99]	
Statistics [NW/ W]		[Valid=148 /-] [Invalid=2 /-]	
Value	Label	Cases	Percentage
0	跳答	142	 95.9%
3		1	 0.7%
5		3	 2.0%
10		2	 1.4%
-9	拒絕回答	0	
-8	不知道	0	
99	訪員跳問	2	
<i>Warning: these figures indicate the number of cases found in the data file. They cannot be interpreted as summary statistics of the population of interest.</i>			
# q113a: 113a. 是否被診斷出有以下的身體問題高血脂			
Information		[Type= discrete] [Format=numeric] [Range= 0-1] [Missing=*/-8/-9/99]	
Statistics [NW/ W]		[Valid=148 /-] [Invalid=2 /-]	
Value	Label	Cases	Percentage
0	否	140	 94.6%
1	是	8	 5.4%
-9	拒絕回答	0	
-8	不知道	0	
99	訪員跳問	2	
<i>Warning: these figures indicate the number of cases found in the data file. They cannot be interpreted as summary statistics of the population of interest.</i>			
# q113b: 113b. 被診斷出高血脂的時間有多久			
Information		[Type= discrete] [Format=numeric] [Range= 0-20] [Missing=*/-8/-9/99]	
Statistics [NW/ W]		[Valid=148 /-] [Invalid=2 /-]	

q113b: 113b.被診斷出高血脂的時間有多久

Value	Label	Cases	Percentage
0	跳答	140	<div><div></div></div> 94.6%
0.5		2	<div><div></div></div> 1.4%
1		1	<div><div></div></div> 0.7%
1.5		1	<div><div></div></div> 0.7%
2		1	<div><div></div></div> 0.7%
5		1	<div><div></div></div> 0.7%
7		1	<div><div></div></div> 0.7%
20		1	<div><div></div></div> 0.7%
-9	拒絕回答	0	
-8	不知道	0	
99	訪員跳問	2	

Warning: these figures indicate the number of cases found in the data file. They cannot be interpreted as summary statistics of the population of interest.

q114: 114.在過去一年中，您是否被診斷出患有性傳染病例如：淋病、梅毒

Information	[Type= discrete] [Format=numeric] [Range= 0-1] [Missing=*/-8/-9/99]
Statistics [NW/ W]	[Valid=148 /-] [Invalid=2 /-]

Value	Label	Cases	Percentage
0	否	148	<div><div></div></div> 100.0%
1	是	0	
-9	拒絕回答	0	
-8	不知道	0	
99	訪員跳問	2	

Warning: these figures indicate the number of cases found in the data file. They cannot be interpreted as summary statistics of the population of interest.

q115: 115.在過去一年中，您是否有服用過什麼藥品(如果沒有，請跳答**117**題)

Information	[Type= discrete] [Format=numeric] [Range= 0-1] [Missing=*/-8/-9/99]
Statistics [NW/ W]	[Valid=148 /-] [Invalid=2 /-]

Value	Label	Cases	Percentage
0	否	44	<div><div></div></div> 29.7%
1	是	104	<div><div></div></div> 70.3%
-9	拒絕回答	0	
-8	不知道	0	
99	訪員跳問	2	

Warning: these figures indicate the number of cases found in the data file. They cannot be interpreted as summary statistics of the population of interest.

# q116: 116.您都是服用什麼藥品			
Information	[Type= discrete] [Format=numeric] [Range= 0-4] [Missing=*/-8/-9/99]		
Statistics [NW/ W]	[Valid=148 /-] [Invalid=2 /-]		
Value	Label	Cases	Percentage
0	跳答	44	<div><div></div></div> 29.7%
1	醫生處方藥	99	<div><div></div></div> 66.9%
2	藥局成藥	5	<div><div></div></div> 3.4%
3	電台或購物台販賣成藥	0	
4	其他	0	
-9	拒絕回答	0	
-8	不知道	0	
99	訪員跳問	2	
Warning: these figures indicate the number of cases found in the data file. They cannot be interpreted as summary statistics of the population of interest.			
# q117: 117.您是否有做過傳染病檢查			
Information	[Type= discrete] [Format=numeric] [Range= 0-1] [Missing=*/-8/-9/99]		
Statistics [NW/ W]	[Valid=146 /-] [Invalid=4 /-]		
Value	Label	Cases	Percentage
0	否(跳答第120題)	87	<div><div></div></div> 59.6%
1	是	59	<div><div></div></div> 40.4%
-9	拒絕回答(跳答第120題)	0	
-8	不知道(跳答第120題)	1	
99	訪員跳問	3	
Warning: these figures indicate the number of cases found in the data file. They cannot be interpreted as summary statistics of the population of interest.			
# q118: 118.您傳染病檢查的檢查結果為			
Information	[Type= discrete] [Format=numeric] [Range= 0-4] [Missing=*/-8/-9/99]		
Statistics [NW/ W]	[Valid=147 /-] [Invalid=3 /-]		
Value	Label	Cases	Percentage
0	跳答	87	<div><div></div></div> 59.2%
1	沒有感染(跳答第120題)	53	<div><div></div></div> 36.1%
2	B型肝炎	7	<div><div></div></div> 4.8%
3	C型肝炎	0	
4	愛滋病	0	
-9	拒絕回答	0	
-8	不知道	0	
99	訪員跳問	3	
Warning: these figures indicate the number of cases found in the data file. They cannot be interpreted as summary statistics of the population of interest.			
# q119: 119.您是否曾經因為施用毒品/藥物感染上傳染病			
Information	[Type= discrete] [Format=numeric] [Range= 0-2] [Missing=*/-8/-9/99]		
Statistics [NW/ W]	[Valid=147 /-] [Invalid=3 /-]		
Value	Label	Cases	Percentage
0	跳答	96	<div><div></div></div> 65.3%
1	是	1	<div><div></div></div> 0.7%
2	否	50	<div><div></div></div> 34.0%
-9	拒絕回答	0	

# q119: 119. 您是否曾經因為施用毒品/藥物感染上傳染病			
Value	Label	Cases	Percentage
-8	不知道	0	
99	訪員跳問	3	
Warning: these figures indicate the number of cases found in the data file. They cannot be interpreted as summary statistics of the population of interest.			
# q120: 120. 在您的生活中，是否曾經經歷過任何創傷事件例如虐待、暴力行為，或是其他嚴重的事故			
Information	[Type= discrete] [Format=numeric] [Range= 0-1] [Missing=*/-8/-9/99]		
Statistics [NW/ W]	[Valid=146 /-] [Invalid=4 /-]		
Value	Label	Cases	Percentage
0	否(跳答第122題)	135	92.5%
1	是	11	7.5%
-9	拒絕回答(跳答第122題)	0	
-8	不知道(跳答第122題)	0	
99	訪員跳問	4	
Warning: these figures indicate the number of cases found in the data file. They cannot be interpreted as summary statistics of the population of interest.			
# q121a: 121a. 為了避免回想起這個經歷，而遠離某些特定的人群、地方或是任何活動			
Information	[Type= discrete] [Format=numeric] [Range= 0-2] [Missing=*/-8/-9/99]		
Statistics [NW/ W]	[Valid=145 /-] [Invalid=5 /-]		
Value	Label	Cases	Percentage
0	跳答	134	92.4%
1	是	5	3.4%
2	否	6	4.1%
-9	拒絕回答	0	
-8	不知道	0	
99	訪員跳問	5	
Warning: these figures indicate the number of cases found in the data file. They cannot be interpreted as summary statistics of the population of interest.			
# q121b: 121b. 對於曾經喜歡，或是覺得重要的活動喪失興趣			
Information	[Type= discrete] [Format=numeric] [Range= 0-2] [Missing=*/-8/-9/99]		
Statistics [NW/ W]	[Valid=145 /-] [Invalid=5 /-]		
Value	Label	Cases	Percentage
0	跳答	134	92.4%
1	是	4	2.8%
2	否	7	4.8%
-9	拒絕回答	0	
-8	不知道	0	
99	訪員跳問	5	
Warning: these figures indicate the number of cases found in the data file. They cannot be interpreted as summary statistics of the population of interest.			
# q121c: 121c. 覺得被其他人孤立、格格不入			
Information	[Type= discrete] [Format=numeric] [Range= 0-2] [Missing=*/-8/-9/99]		
Statistics [NW/ W]	[Valid=145 /-] [Invalid=5 /-]		
Value	Label	Cases	Percentage
0	跳答	134	92.4%
1	是	2	1.4%
2	否	9	6.2%

# q121c: 121c.覺得被其他人孤立、格格不入			
Value	Label	Cases	Percentage
-9	拒絕回答	0	
-8	不知道	0	
99	訪員跳問	5	
Warning: these figures indicate the number of cases found in the data file. They cannot be interpreted as summary statistics of the population of interest.			
# q121d: 121d.覺得很難對他人產生愛的感覺			
Information	[Type= discrete] [Format=numeric] [Range= 0-2] [Missing=*/-8/-9/99]		
Statistics [NW/ W]	[Valid=145 /-] [Invalid=5 /-]		
Value	Label	Cases	Percentage
0	跳答	134	92.4%
1	是	3	2.1%
2	否	8	5.5%
-9	拒絕回答	0	
-8	不知道	0	
99	訪員跳問	5	
Warning: these figures indicate the number of cases found in the data file. They cannot be interpreted as summary statistics of the population of interest.			
# q121e: 121e.對於未來沒有任何目標			
Information	[Type= discrete] [Format=numeric] [Range= 0-2] [Missing=*/-8/-9/99]		
Statistics [NW/ W]	[Valid=145 /-] [Invalid=5 /-]		
Value	Label	Cases	Percentage
0	跳答	134	92.4%
1	是	1	0.7%
2	否	10	6.9%
-9	拒絕回答	0	
-8	不知道	0	
99	訪員跳問	5	
Warning: these figures indicate the number of cases found in the data file. They cannot be interpreted as summary statistics of the population of interest.			
# q121f: 121f.有失眠的問題			
Information	[Type= discrete] [Format=numeric] [Range= 0-2] [Missing=*/-8/-9/99]		
Statistics [NW/ W]	[Valid=145 /-] [Invalid=5 /-]		
Value	Label	Cases	Percentage
0	跳答	134	92.4%
1	是	4	2.8%
2	否	7	4.8%
-9	拒絕回答	0	
-8	不知道	0	
99	訪員跳問	5	
Warning: these figures indicate the number of cases found in the data file. They cannot be interpreted as summary statistics of the population of interest.			
# q121g: 121g.變得神經質，或是容易受到噪音的驚嚇			
Information	[Type= discrete] [Format=numeric] [Range= 0-2] [Missing=*/-8/-9/99]		
Statistics [NW/ W]	[Valid=144 /-] [Invalid=6 /-]		
Value	Label	Cases	Percentage
0	跳答	134	93.1%

# q121g: 121g. 變得神經質，或是容易受到噪音的驚嚇			
Value	Label	Cases	Percentage
1	是	2	<div><div></div></div> 1.4%
2	否	8	<div><div></div></div> 5.6%
-9	拒絕回答	0	
-8	不知道	1	
99	訪員跳問	5	
Warning: these figures indicate the number of cases found in the data file. They cannot be interpreted as summary statistics of the population of interest.			
# q122a: 122a. 您沒有興趣去做任何事情			
Information	[Type= discrete] [Format=numeric] [Range= 1-4] [Missing=*/-8/-9/99]		
Statistics [NW/ W]	[Valid=143 /-] [Invalid=7 /-]		
Value	Label	Cases	Percentage
1	完全沒有	132	<div><div></div></div> 92.3%
2	一個月好幾天	7	<div><div></div></div> 4.9%
3	超過半個月的時間	0	
4	幾乎每天	4	<div><div></div></div> 2.8%
-9	拒絕回答	1	
-8	不知道	0	
99	訪員跳問	6	
Warning: these figures indicate the number of cases found in the data file. They cannot be interpreted as summary statistics of the population of interest.			
# q122b: 122b. 您覺得沮喪、憂鬱、沒有希望			
Information	[Type= discrete] [Format=numeric] [Range= 1-4] [Missing=*/-8/-9/99]		
Statistics [NW/ W]	[Valid=143 /-] [Invalid=7 /-]		
Value	Label	Cases	Percentage
1	完全沒有	127	<div><div></div></div> 88.8%
2	一個月好幾天	12	<div><div></div></div> 8.4%
3	超過半個月的時間	1	<div><div></div></div> 0.7%
4	幾乎每天	3	<div><div></div></div> 2.1%
-9	拒絕回答	1	
-8	不知道	0	
99	訪員跳問	6	
Warning: these figures indicate the number of cases found in the data file. They cannot be interpreted as summary statistics of the population of interest.			
# q122c: 122c. 您有失眠，或是睡太多的問題			
Information	[Type= discrete] [Format=numeric] [Range= 1-4] [Missing=*/-8/-9/99]		
Statistics [NW/ W]	[Valid=143 /-] [Invalid=7 /-]		
Value	Label	Cases	Percentage
1	完全沒有	111	<div><div></div></div> 77.6%
2	一個月好幾天	22	<div><div></div></div> 15.4%
3	超過半個月的時間	6	<div><div></div></div> 4.2%
4	幾乎每天	4	<div><div></div></div> 2.8%
-9	拒絕回答	1	
-8	不知道	0	
99	訪員跳問	6	
Warning: these figures indicate the number of cases found in the data file. They cannot be interpreted as summary statistics of the population of interest.			

# q122d: 122d. 您覺得疲累，或是毫無活力			
Information		[Type= discrete] [Format=numeric] [Range= 1-4] [Missing=*/-8/-9/99]	
Statistics [NW/ W]		[Valid=143 /-] [Invalid=7 /-]	
Value	Label	Cases	Percentage
1	完全沒有	116	<div><div></div></div> 81.1%
2	一個月好幾天	21	<div><div></div></div> 14.7%
3	超過半個月的時間	3	<div><div></div></div> 2.1%
4	幾乎每天	3	<div><div></div></div> 2.1%
-9	拒絕回答	1	
-8	不知道	0	
99	訪員跳問	6	
Warning: these figures indicate the number of cases found in the data file. They cannot be interpreted as summary statistics of the population of interest.			
# q122e: 122e. 您的胃口不好，或是有暴飲暴食的問題			
Information		[Type= discrete] [Format=numeric] [Range= 1-4] [Missing=*/-8/-9/99]	
Statistics [NW/ W]		[Valid=142 /-] [Invalid=8 /-]	
Value	Label	Cases	Percentage
1	完全沒有	125	<div><div></div></div> 88.0%
2	一個月好幾天	14	<div><div></div></div> 9.9%
3	超過半個月的時間	0	
4	幾乎每天	3	<div><div></div></div> 2.1%
-9	拒絕回答	1	
-8	不知道	0	
99	訪員跳問	6	
Sysmiss		1	
Warning: these figures indicate the number of cases found in the data file. They cannot be interpreted as summary statistics of the population of interest.			
# q122f: 122f. 您覺得自己很糟糕、很失敗			
Information		[Type= discrete] [Format=numeric] [Range= 1-4] [Missing=*/-8/-9/99]	
Statistics [NW/ W]		[Valid=143 /-] [Invalid=7 /-]	
Value	Label	Cases	Percentage
1	完全沒有	133	<div><div></div></div> 93.0%
2	一個月好幾天	5	<div><div></div></div> 3.5%
3	超過半個月的時間	1	<div><div></div></div> 0.7%
4	幾乎每天	4	<div><div></div></div> 2.8%
-9	拒絕回答	1	
-8	不知道	0	
99	訪員跳問	6	
Warning: these figures indicate the number of cases found in the data file. They cannot be interpreted as summary statistics of the population of interest.			
# q122g: 122g. 您有集中注意力的困難，例如無法專心看書，或是看電視			
Information		[Type= discrete] [Format=numeric] [Range= 1-4] [Missing=*/-8/-9/99]	
Statistics [NW/ W]		[Valid=143 /-] [Invalid=7 /-]	
Value	Label	Cases	Percentage
1	完全沒有	132	<div><div></div></div> 92.3%
2	一個月好幾天	9	<div><div></div></div> 6.3%
3	超過半個月的時間	0	

# q122g: 122g. 您有集中注意力的困難，例如無法專心看書，或是看電視			
Value	Label	Cases	Percentage
4	幾乎每天	2	1.4%
-9	拒絕回答	1	
-8	不知道	0	
99	訪員跳問	6	
Warning: these figures indicate the number of cases found in the data file. They cannot be interpreted as summary statistics of the population of interest.			
# q122h: 122h. 您因為講話、行動比較緩慢，或是比平常過於躁動不安，而引起他人的注意			
Information	[Type= discrete] [Format=numeric] [Range= 1-4] [Missing=*/-8/-9/99]		
Statistics [NW/ W]	[Valid=143 /-] [Invalid=7 /-]		
Value	Label	Cases	Percentage
1	完全沒有	137	95.8%
2	一個月好幾天	3	2.1%
3	超過半個月的時間	1	0.7%
4	幾乎每天	2	1.4%
-9	拒絕回答	1	
-8	不知道	0	
99	訪員跳問	6	
Warning: these figures indicate the number of cases found in the data file. They cannot be interpreted as summary statistics of the population of interest.			
# q122i: 122i. 您會有過想要自殺，或是傷害自己的念頭			
Information	[Type= discrete] [Format=numeric] [Range= 1-4] [Missing=*/-8/-9/99]		
Statistics [NW/ W]	[Valid=143 /-] [Invalid=7 /-]		
Value	Label	Cases	Percentage
1	完全沒有	138	96.5%
2	一個月好幾天	2	1.4%
3	超過半個月的時間	1	0.7%
4	幾乎每天	2	1.4%
-9	拒絕回答	1	
-8	不知道	0	
99	訪員跳問	6	
Warning: these figures indicate the number of cases found in the data file. They cannot be interpreted as summary statistics of the population of interest.			
# q123: 123. 居住在目前地址的這段時間，您是否曾經因為心理健康問題，如精神、情緒或心理問題，而找過專業人士幫助			
Information	[Type= discrete] [Format=numeric] [Range= 0-1] [Missing=*/-8/-9/99]		
Statistics [NW/ W]	[Valid=143 /-] [Invalid=7 /-]		
Value	Label	Cases	Percentage
0	否	131	91.6%
1	是	12	8.4%
-9	拒絕回答	1	
-8	不知道	0	
99	訪員跳問	6	
Warning: these figures indicate the number of cases found in the data file. They cannot be interpreted as summary statistics of the population of interest.			
# q124: 124. 請問您目前居住的環境，是否對您的健康問題造成影響			
Information	[Type= discrete] [Format=numeric] [Range= 0-1] [Missing=*/-8/-9/99]		
Statistics [NW/ W]	[Valid=142 /-] [Invalid=8 /-]		

# q124: 124. 請問您目前居住的環境，是否對您的健康問題造成影響			
Value	Label	Cases	Percentage
0	否	137	<div><div></div></div> 96.5%
1	是	5	<div><div></div></div> 3.5%
-9	拒絕回答	1	
-8	不知道	1	
99	訪員跳問	6	
<i>Warning: these figures indicate the number of cases found in the data file. They cannot be interpreted as summary statistics of the population of interest.</i>			
# q125a: 125a. 您是否有使用過大麻			
Information	[Type= discrete] [Format=numeric] [Range= 0-1] [Missing=*/-8/-9/99]		
Statistics [NW/ W]	[Valid=150 /-] [Invalid=0 /-]		
Value	Label	Cases	Percentage
0	否 (跳答第125b題)	150	<div><div></div></div> 100.0%
1	是	0	
-9	拒絕回答	0	
-8	不知道	0	
99	訪員跳問	0	
<i>Warning: these figures indicate the number of cases found in the data file. They cannot be interpreted as summary statistics of the population of interest.</i>			
# q126a: 126a. 您第一次使用大麻是幾歲			
Information	[Type= discrete] [Format=numeric] [Range= 0-0] [Missing=*/-8/-9/99]		
Statistics [NW/ W]	[Valid=150 /-] [Invalid=0 /-]		
Value	Label	Cases	Percentage
0	跳答	150	<div><div></div></div> 100.0%
-9	拒絕回答	0	
-8	不知道	0	
99	訪員跳問	0	
<i>Warning: these figures indicate the number of cases found in the data file. They cannot be interpreted as summary statistics of the population of interest.</i>			
# q127a: 127a. 在過去一年中， 您是否使用過大麻(如果沒有請跳答第129題)			
Information	[Type= discrete] [Format=numeric] [Range= 0-2] [Missing=*/-8/-9/99]		
Statistics [NW/ W]	[Valid=150 /-] [Invalid=0 /-]		
Value	Label	Cases	Percentage
0	跳答	150	<div><div></div></div> 100.0%
1	是	0	
2	否	0	
-9	拒絕回答	0	
-8	不知道	0	
99	訪員跳問	0	
<i>Warning: these figures indicate the number of cases found in the data file. They cannot be interpreted as summary statistics of the population of interest.</i>			
# q128a: 128a. 在過去一個月中， 您使用大麻的天數			
Information	[Type= discrete] [Format=numeric] [Range= 0-0] [Missing=*/-8/-9/99]		
Statistics [NW/ W]	[Valid=150 /-] [Invalid=0 /-]		
Value	Label	Cases	Percentage
0	跳答	150	<div><div></div></div> 100.0%
-9	拒絕回答	0	

# q128a: 128a. 在過去一個月中，您使用大麻的天數			
Value	Label	Cases	Percentage
-8	不知道	0	
99	訪員跳問	0	
Warning: these figures indicate the number of cases found in the data file. They cannot be interpreted as summary statistics of the population of interest.			
# q129a: 129a. 在過去一年中，您是否覺得自己需要，或是依賴大麻			
Information	[Type= discrete] [Format=numeric] [Range= 0-2] [Missing=*/-8/-9/99]		
Statistics [NW/ W]	[Valid=150 /-] [Invalid=0 /-]		
Value	Label	Cases	Percentage
0	跳答	150	100.0%
1	是	0	
2	否	0	
-9	拒絕回答	0	
-8	不知道	0	
99	訪員跳問	0	
Warning: these figures indicate the number of cases found in the data file. They cannot be interpreted as summary statistics of the population of interest.			
# q130a: 130a. 在過去一年中，您是否對大麻成癮			
Information	[Type= discrete] [Format=numeric] [Range= 0-2] [Missing=*/-8/-9/99]		
Statistics [NW/ W]	[Valid=150 /-] [Invalid=0 /-]		
Value	Label	Cases	Percentage
0	跳答	150	100.0%
1	是	0	
2	否	0	
-9	拒絕回答	0	
-8	不知道	0	
99	訪員跳問	0	
Warning: these figures indicate the number of cases found in the data file. They cannot be interpreted as summary statistics of the population of interest.			
# q125b: 125b. 您是否有非法使用處方藥			
Information	[Type= discrete] [Format=numeric] [Range= 0-1] [Missing=*/-8/-9/99]		
Statistics [NW/ W]	[Valid=150 /-] [Invalid=0 /-]		
Value	Label	Cases	Percentage
0	否(跳答第125c題)	150	100.0%
1	是	0	
-9	拒絕回答	0	
-8	不知道	0	
99	訪員跳問	0	
Warning: these figures indicate the number of cases found in the data file. They cannot be interpreted as summary statistics of the population of interest.			
# q126b: 126b. 您第一次非法使用處方藥是幾歲			
Information	[Type= discrete] [Format=numeric] [Range= 0-0] [Missing=*/-8/-9/99]		
Statistics [NW/ W]	[Valid=150 /-] [Invalid=0 /-]		
Value	Label	Cases	Percentage
0	跳答	150	100.0%
-9	拒絕回答	0	
-8	不知道	0	

# q126b: 126b. 您第一次非法使用處方藥是幾歲			
Value	Label	Cases	Percentage
99	訪員跳問	0	
<i>Warning: these figures indicate the number of cases found in the data file. They cannot be interpreted as summary statistics of the population of interest.</i>			
# q127b: 127b. 在過去一年，您是否非法使用處方藥(如果沒有請跳答第129題)			
Information	[Type= discrete] [Format=numeric] [Range= 0-2] [Missing=*/-8/-9/99]		
Statistics [NW/ W]	[Valid=150 /-] [Invalid=0 /-]		
Value	Label	Cases	Percentage
0	跳答	150	100.0%
1	是	0	
2	否	0	
-9	拒絕回答	0	
-8	不知道	0	
99	訪員跳問	0	
<i>Warning: these figures indicate the number of cases found in the data file. They cannot be interpreted as summary statistics of the population of interest.</i>			
# q128b: 128b. 在過去一個月中，您非法使用處方藥的天數			
Information	[Type= discrete] [Format=numeric] [Range= 0-0] [Missing=*/-8/-9/99]		
Statistics [NW/ W]	[Valid=150 /-] [Invalid=0 /-]		
Value	Label	Cases	Percentage
0	跳答	150	100.0%
-9	拒絕回答	0	
-8	不知道	0	
99	訪員跳問	0	
<i>Warning: these figures indicate the number of cases found in the data file. They cannot be interpreted as summary statistics of the population of interest.</i>			
# q129b: 129b. 在過去一年中，您是否覺得自己需要，或是依賴非法使用處方藥			
Information	[Type= discrete] [Format=numeric] [Range= 0-2] [Missing=*/-8/-9/99]		
Statistics [NW/ W]	[Valid=150 /-] [Invalid=0 /-]		
Value	Label	Cases	Percentage
0	跳答	150	100.0%
1	是	0	
2	否	0	
-9	拒絕回答	0	
-8	不知道	0	
99	訪員跳問	0	
<i>Warning: these figures indicate the number of cases found in the data file. They cannot be interpreted as summary statistics of the population of interest.</i>			
# q130b: 130b. 在過去一年中，您是否對非法使用處方藥成癮			
Information	[Type= discrete] [Format=numeric] [Range= 0-2] [Missing=*/-8/-9/99]		
Statistics [NW/ W]	[Valid=150 /-] [Invalid=0 /-]		
Value	Label	Cases	Percentage
0	跳答	150	100.0%
1	是	0	
2	否	0	
-9	拒絕回答	0	
-8	不知道	0	

# q130b: 130b. 在過去一年中， 您是否對非法使用處方藥成癮			
Value	Label	Cases	Percentage
99	訪員跳問	0	
<i>Warning: these figures indicate the number of cases found in the data file. They cannot be interpreted as summary statistics of the population of interest.</i>			
# q125c: 125c. 您是否使用過 K 他命			
Information	[Type= discrete] [Format=numeric] [Range= 0-1] [Missing=*/-8/-9/99]		
Statistics [NW/ W]	[Valid=150 /-] [Invalid=0 /-]		
Value	Label	Cases	Percentage
0	否(跳答第125d題)	150	100.0%
1	是	0	
-9	拒絕回答	0	
-8	不知道	0	
99	訪員跳問	0	
<i>Warning: these figures indicate the number of cases found in the data file. They cannot be interpreted as summary statistics of the population of interest.</i>			
# q126c: 126c. 您第一次使用 K 他命是幾歲			
Information	[Type= discrete] [Format=numeric] [Range= 0-0] [Missing=*/-8/-9/99]		
Statistics [NW/ W]	[Valid=150 /-] [Invalid=0 /-]		
Value	Label	Cases	Percentage
0	跳答	150	100.0%
-9	拒絕回答	0	
-8	不知道	0	
99	訪員跳問	0	
<i>Warning: these figures indicate the number of cases found in the data file. They cannot be interpreted as summary statistics of the population of interest.</i>			
# q127c: 127c. 在過去一年， 您是否使用過 K 他命(如果沒有請跳答第 129 題)			
Information	[Type= discrete] [Format=numeric] [Range= 0-2] [Missing=*/-8/-9/99]		
Statistics [NW/ W]	[Valid=150 /-] [Invalid=0 /-]		
Value	Label	Cases	Percentage
0	跳答	150	100.0%
1	是	0	
2	否	0	
-9	拒絕回答	0	
-8	不知道	0	
99	訪員跳問	0	
<i>Warning: these figures indicate the number of cases found in the data file. They cannot be interpreted as summary statistics of the population of interest.</i>			
# q128c: 128c. 在過去一個月中， 您使用 K 命命的天數			
Information	[Type= discrete] [Format=numeric] [Range= 0-0] [Missing=*/-8/-9/99]		
Statistics [NW/ W]	[Valid=150 /-] [Invalid=0 /-]		
Value	Label	Cases	Percentage
0	跳答	150	100.0%
-9	拒絕回答	0	
-8	不知道	0	
99	訪員跳問	0	
<i>Warning: these figures indicate the number of cases found in the data file. They cannot be interpreted as summary statistics of the population of interest.</i>			

# q129c: 129c. 在過去一年中，您是否覺得自己需要，或是依賴 K 他命			
Information	[Type= discrete] [Format=numeric] [Range= 0-2] [Missing=*/-8/-9/99]		
Statistics [NW/ W]	[Valid=150 /-] [Invalid=0 /-]		
Value	Label	Cases	Percentage
0	跳答	150	100.0%
1	是	0	
2	否	0	
-9	拒絕回答	0	
-8	不知道	0	
99	訪員跳問	0	
Warning: these figures indicate the number of cases found in the data file. They cannot be interpreted as summary statistics of the population of interest.			
# q130c: 130c. 在過去一年中，您是否對 K 他命成癮			
Information	[Type= discrete] [Format=numeric] [Range= 0-2] [Missing=*/-8/-9/99]		
Statistics [NW/ W]	[Valid=150 /-] [Invalid=0 /-]		
Value	Label	Cases	Percentage
0	跳答	150	100.0%
1	是	0	
2	否	0	
-9	拒絕回答	0	
-8	不知道	0	
99	訪員跳問	0	
Warning: these figures indicate the number of cases found in the data file. They cannot be interpreted as summary statistics of the population of interest.			
# q125d: 125d. 您是否有使用過鎮靜劑			
Information	[Type= discrete] [Format=numeric] [Range= 0-1] [Missing=*/-8/-9/99]		
Statistics [NW/ W]	[Valid=150 /-] [Invalid=0 /-]		
Value	Label	Cases	Percentage
0	否(跳答第125e題)	150	100.0%
1	是	0	
-9	拒絕回答	0	
-8	不知道	0	
99	訪員跳問	0	
Warning: these figures indicate the number of cases found in the data file. They cannot be interpreted as summary statistics of the population of interest.			
# q126d: 126d. 您第一次使用鎮靜劑是幾歲			
Information	[Type= discrete] [Format=numeric] [Range= 0-0] [Missing=*/-8/-9/99]		
Statistics [NW/ W]	[Valid=150 /-] [Invalid=0 /-]		
Value	Label	Cases	Percentage
0	跳答	150	100.0%
-9	拒絕回答	0	
-8	不知道	0	
99	訪員跳問	0	
Warning: these figures indicate the number of cases found in the data file. They cannot be interpreted as summary statistics of the population of interest.			
# q127d: 127d. 在過去一年中，您是否有使用過鎮靜劑(如果沒有請跳答第 129 題)			
Information	[Type= discrete] [Format=numeric] [Range= 0-2] [Missing=*/-8/-9/99]		
Statistics [NW/ W]	[Valid=150 /-] [Invalid=0 /-]		

# q127d: 127d. 在過去一年中，您是否有使用過鎮靜劑(如果沒有請跳答第 129 題)			
Value	Label	Cases	Percentage
0	跳答	150	<div></div> 100.0%
1	是	0	
2	否	0	
-9	拒絕回答	0	
-8	不知道	0	
99	訪員跳問	0	
Warning: these figures indicate the number of cases found in the data file. They cannot be interpreted as summary statistics of the population of interest.			
# q128d: 128d. 在過去一個月中，您使用鎮靜劑的天數			
Information	[Type= discrete] [Format=numeric] [Range= 0-0] [Missing=*/-8/-9/99]		
Statistics [NW/ W]	[Valid=150 /-] [Invalid=0 /-]		
Value	Label	Cases	Percentage
0	跳答	150	<div></div> 100.0%
-9	拒絕回答	0	
-8	不知道	0	
99	訪員跳問	0	
Warning: these figures indicate the number of cases found in the data file. They cannot be interpreted as summary statistics of the population of interest.			
# q129d: 129d. 在過去一年中，您是否覺得自己需要，或是依賴鎮靜劑			
Information	[Type= discrete] [Format=numeric] [Range= 0-2] [Missing=*/-8/-9/99]		
Statistics [NW/ W]	[Valid=150 /-] [Invalid=0 /-]		
Value	Label	Cases	Percentage
0	跳答	150	<div></div> 100.0%
1	是	0	
2	否	0	
-9	拒絕回答	0	
-8	不知道	0	
99	訪員跳問	0	
Warning: these figures indicate the number of cases found in the data file. They cannot be interpreted as summary statistics of the population of interest.			
# q130d: 130d. 在過去一年中，您是否對鎮靜劑成癮			
Information	[Type= discrete] [Format=numeric] [Range= 0-2] [Missing=*/-8/-9/99]		
Statistics [NW/ W]	[Valid=150 /-] [Invalid=0 /-]		
Value	Label	Cases	Percentage
0	跳答	150	<div></div> 100.0%
1	是	0	
2	否	0	
-9	拒絕回答	0	
-8	不知道	0	
99	訪員跳問	0	
Warning: these figures indicate the number of cases found in the data file. They cannot be interpreted as summary statistics of the population of interest.			
# q125e: 125e. 您是否有使用過搖頭丸			
Information	[Type= discrete] [Format=numeric] [Range= 0-1] [Missing=*/-8/-9/99]		
Statistics [NW/ W]	[Valid=149 /-] [Invalid=1 /-]		

# q125e: 125e. 您是否有使用過搖頭丸			
Value	Label	Cases	Percentage
0	否 (跳答第125f題)	149	100.0%
1	是	0	
-9	拒絕回答	0	
-8	不知道	0	
99	訪員跳問	0	
Sysmiss		1	
Warning: these figures indicate the number of cases found in the data file. They cannot be interpreted as summary statistics of the population of interest.			
# q126e: 126e. 您第一次使用搖頭丸是幾歲			
Information	[Type= discrete] [Format=numeric] [Range= 0-0] [Missing=*/-8/-9/99]		
Statistics [NW/ W]	[Valid=150 /-] [Invalid=0 /-]		
Value	Label	Cases	Percentage
0	跳答	150	100.0%
-9	拒絕回答	0	
-8	不知道	0	
99	訪員跳問	0	
Warning: these figures indicate the number of cases found in the data file. They cannot be interpreted as summary statistics of the population of interest.			
# q127e: 127e. 在過去一年中，您是否有使用過搖頭丸(如果沒有請跳答第129題)			
Information	[Type= discrete] [Format=numeric] [Range= 0-2] [Missing=*/-8/-9/99]		
Statistics [NW/ W]	[Valid=150 /-] [Invalid=0 /-]		
Value	Label	Cases	Percentage
0	跳答	150	100.0%
1	是	0	
2	否	0	
-9	拒絕回答	0	
-8	不知道	0	
99	訪員跳問	0	
Warning: these figures indicate the number of cases found in the data file. They cannot be interpreted as summary statistics of the population of interest.			

# q128e: 128e. 在過去一個月中，您使用搖頭丸的天數			
Information		[Type= discrete] [Format=numeric] [Range= 0-0] [Missing=*/-8/-9/99]	
Statistics [NW/ W]		[Valid=150 /-] [Invalid=0 /-]	
Value	Label	Cases	Percentage
0	跳答	150	100.0%
-9	拒絕回答	0	
-8	不知道	0	
99	訪員跳問	0	
<i>Warning: these figures indicate the number of cases found in the data file. They cannot be interpreted as summary statistics of the population of interest.</i>			
# q129e: 129e. 在過去一年中，您是否覺得自己需要，或是依賴搖頭丸劑			
Information		[Type= discrete] [Format=numeric] [Range= 0-2] [Missing=*/-8/-9/99]	
Statistics [NW/ W]		[Valid=150 /-] [Invalid=0 /-]	
Value	Label	Cases	Percentage
0	跳答	150	100.0%
1	是	0	
2	否	0	
-9	拒絕回答	0	
-8	不知道	0	
99	訪員跳問	0	
<i>Warning: these figures indicate the number of cases found in the data file. They cannot be interpreted as summary statistics of the population of interest.</i>			
# q130e: 130e. 在過去一年中，您是否對搖頭丸成癮			
Information		[Type= discrete] [Format=numeric] [Range= 0-2] [Missing=*/-8/-9/99]	
Statistics [NW/ W]		[Valid=150 /-] [Invalid=0 /-]	
Value	Label	Cases	Percentage
0	跳答	150	100.0%
1	是	0	
2	否	0	
-9	拒絕回答	0	
-8	不知道	0	
99	訪員跳問	0	
<i>Warning: these figures indicate the number of cases found in the data file. They cannot be interpreted as summary statistics of the population of interest.</i>			
# q125f: 125f. 您是否有使用過安非他命			
Information		[Type= discrete] [Format=numeric] [Range= 0-1] [Missing=*/-8/-9/99]	
Statistics [NW/ W]		[Valid=150 /-] [Invalid=0 /-]	
Value	Label	Cases	Percentage
0	否(跳答第125g題)	150	100.0%
1	是	0	
-9	拒絕回答	0	
-8	不知道	0	
99	訪員跳問	0	
<i>Warning: these figures indicate the number of cases found in the data file. They cannot be interpreted as summary statistics of the population of interest.</i>			
# q126f: 126f. 您第一次使用安非他命是幾歲			
Information		[Type= discrete] [Format=numeric] [Range= 0-0] [Missing=*/-8/-9/99]	
Statistics [NW/ W]		[Valid=150 /-] [Invalid=0 /-]	

# q126f: 126f. 您第一次使用安非他命是幾歲			
Value	Label	Cases	Percentage
0	跳答	150	100.0%
-9	拒絕回答	0	
-8	不知道	0	
99	訪員跳問	0	
Warning: these figures indicate the number of cases found in the data file. They cannot be interpreted as summary statistics of the population of interest.			
# q127f: 127f. 在過去一年中，您是否有使用過安非他命(如果沒有請跳答第 129 題)			
Information	[Type= discrete] [Format=numeric] [Range= 0-2] [Missing=*/-8/-9/99]		
Statistics [NW/ W]	[Valid=150 /-] [Invalid=0 /-]		
Value	Label	Cases	Percentage
0	跳答	150	100.0%
1	是	0	
2	否	0	
-9	拒絕回答	0	
-8	不知道	0	
99	訪員跳問	0	
Warning: these figures indicate the number of cases found in the data file. They cannot be interpreted as summary statistics of the population of interest.			
# q128f: 128f. 在過去一個月中，您使用安非他命的天數			
Information	[Type= discrete] [Format=numeric] [Range= 0-0] [Missing=*/-8/-9/99]		
Statistics [NW/ W]	[Valid=150 /-] [Invalid=0 /-]		
Value	Label	Cases	Percentage
0	跳答	150	100.0%
-9	拒絕回答	0	
-8	不知道	0	
99	訪員跳問	0	
Warning: these figures indicate the number of cases found in the data file. They cannot be interpreted as summary statistics of the population of interest.			
# q129f: 129f. 在過去一年中，您是否覺得自己需要，或是依賴安非他命			
Information	[Type= discrete] [Format=numeric] [Range= 0-2] [Missing=*/-8/-9/99]		
Statistics [NW/ W]	[Valid=150 /-] [Invalid=0 /-]		
Value	Label	Cases	Percentage
0	跳答	150	100.0%
1	是	0	
2	否	0	
-9	拒絕回答	0	
-8	不知道	0	
99	訪員跳問	0	
Warning: these figures indicate the number of cases found in the data file. They cannot be interpreted as summary statistics of the population of interest.			
# q130f: 130f. 在過去一年中，您是否對安非他命成癮			
Information	[Type= discrete] [Format=numeric] [Range= 0-2] [Missing=*/-8/-9/99]		
Statistics [NW/ W]	[Valid=150 /-] [Invalid=0 /-]		
Value	Label	Cases	Percentage
0	跳答	150	100.0%
1	是	0	

# q130f: 130f. 在過去一年中， 您是否對安非他命成癮			
Value	Label	Cases	Percentage
2	否	0	
-9	拒絕回答	0	
-8	不知道	0	
99	訪員跳問	0	
<i>Warning: these figures indicate the number of cases found in the data file. They cannot be interpreted as summary statistics of the population of interest.</i>			
# q125g: 125g. 您是否有使用過海洛因			
Information	[Type= discrete] [Format=numeric] [Range= 0-1] [Missing=*/-8/-9/99]		
Statistics [NW/ W]	[Valid=150 /-] [Invalid=0 /-]		
Value	Label	Cases	Percentage
0	否 (跳答第125h題)	150	100.0%
1	是	0	
-9	拒絕回答	0	
-8	不知道	0	
99	訪員跳問	0	
<i>Warning: these figures indicate the number of cases found in the data file. They cannot be interpreted as summary statistics of the population of interest.</i>			
# q126g: 126g. 您第一次使用海洛因是幾歲			
Information	[Type= discrete] [Format=numeric] [Range= 0-0] [Missing=*/-8/-9/99]		
Statistics [NW/ W]	[Valid=150 /-] [Invalid=0 /-]		
Value	Label	Cases	Percentage
0	跳答	150	100.0%
-9	拒絕回答	0	
-8	不知道	0	
99	訪員跳問	0	
<i>Warning: these figures indicate the number of cases found in the data file. They cannot be interpreted as summary statistics of the population of interest.</i>			
# q127g: 127g. 在過去一年中， 您是否有使用過海洛因 (如果沒有請跳答第129題)			
Information	[Type= discrete] [Format=numeric] [Range= 0-2] [Missing=*/-8/-9/99]		
Statistics [NW/ W]	[Valid=150 /-] [Invalid=0 /-]		
Value	Label	Cases	Percentage
0	跳答	150	100.0%
1	是	0	
2	否	0	
-9	拒絕回答	0	
-8	不知道	0	
99	訪員跳問	0	
<i>Warning: these figures indicate the number of cases found in the data file. They cannot be interpreted as summary statistics of the population of interest.</i>			
# q128g: 128g. 在過去一個月中， 您使用海洛因的天數			
Information	[Type= discrete] [Format=numeric] [Range= 0-0] [Missing=*/-8/-9/99]		
Statistics [NW/ W]	[Valid=150 /-] [Invalid=0 /-]		
Value	Label	Cases	Percentage
0	跳答	150	100.0%
-9	拒絕回答	0	
-8	不知道	0	

# q128g: 128g.在過去一個月中，您使用海洛因的天數			
Value	Label	Cases	Percentage
99	訪員跳問	0	
<i>Warning: these figures indicate the number of cases found in the data file. They cannot be interpreted as summary statistics of the population of interest.</i>			
# q129g: 129g.在過去一年中，您是否覺得自己需要，或是依賴海洛因			
Information	[Type= discrete] [Format=numeric] [Range= 0-2] [Missing=*/-8/-9/99]		
Statistics [NW/ W]	[Valid=150 /-] [Invalid=0 /-]		
Value	Label	Cases	Percentage
0	跳答	150	100.0%
1	是	0	
2	否	0	
-9	拒絕回答	0	
-8	不知道	0	
99	訪員跳問	0	
<i>Warning: these figures indicate the number of cases found in the data file. They cannot be interpreted as summary statistics of the population of interest.</i>			
# q130g: 130g.在過去一年中，您是否對海洛因成癮			
Information	[Type= discrete] [Format=numeric] [Range= 0-2] [Missing=*/-8/-9/99]		
Statistics [NW/ W]	[Valid=150 /-] [Invalid=0 /-]		
Value	Label	Cases	Percentage
0	跳答	150	100.0%
1	是	0	
2	否	0	
-9	拒絕回答	0	
-8	不知道	0	
99	訪員跳問	0	
<i>Warning: these figures indicate the number of cases found in the data file. They cannot be interpreted as summary statistics of the population of interest.</i>			
# q125h: 125h.您是否有使用過吸入劑(如:強力膠、有機溶劑、笑氣)			
Information	[Type= discrete] [Format=numeric] [Range= 0-1] [Missing=*/-8/-9/99]		
Statistics [NW/ W]	[Valid=150 /-] [Invalid=0 /-]		
Value	Label	Cases	Percentage
0	否(跳答第125i題)	150	100.0%
1	是	0	
-9	拒絕回答	0	
-8	不知道	0	
99	訪員跳問	0	
<i>Warning: these figures indicate the number of cases found in the data file. They cannot be interpreted as summary statistics of the population of interest.</i>			
# q126h: 126h.您第一次使用吸入劑(如:強力膠、有機溶劑、笑氣)是幾歲			
Information	[Type= discrete] [Format=numeric] [Range= 0-0] [Missing=*/-8/-9/99]		
Statistics [NW/ W]	[Valid=150 /-] [Invalid=0 /-]		
Value	Label	Cases	Percentage
0	跳答	150	100.0%
-9	拒絕回答	0	
-8	不知道	0	
99	訪員跳問	0	

# q126h: 126h. 您第一次使用吸入劑(如:強力膠、有機溶劑、笑氣)是幾歲			
<i>Warning: these figures indicate the number of cases found in the data file. They cannot be interpreted as summary statistics of the population of interest.</i>			
# q127h: 127h. 在過去一年中, 您是否有使用過吸入劑(如:強力膠、有機溶劑、笑氣)(如果沒有請跳答第 129 題)			
Information	[Type= discrete] [Format=numeric] [Range= 0-2] [Missing=*/-8/-9/99]		
Statistics [NW/ W]	[Valid=150 /-] [Invalid=0 /-]		
Value	Label	Cases	Percentage
0	跳答	150	100.0%
1	是	0	
2	否	0	
-9	拒絕回答	0	
-8	不知道	0	
99	訪員跳問	0	
<i>Warning: these figures indicate the number of cases found in the data file. They cannot be interpreted as summary statistics of the population of interest.</i>			
# q128h: 128h. 在過去一個月中, 您使用吸入劑(如:強力膠、有機溶劑、笑氣)的天數			
Information	[Type= discrete] [Format=numeric] [Range= 0-0] [Missing=*/-8/-9/99]		
Statistics [NW/ W]	[Valid=150 /-] [Invalid=0 /-]		
Value	Label	Cases	Percentage
0	跳答	150	100.0%
-9	拒絕回答	0	
-8	不知道	0	
99	訪員跳問	0	
<i>Warning: these figures indicate the number of cases found in the data file. They cannot be interpreted as summary statistics of the population of interest.</i>			
# q129h: 129h. 在過去一年中, 您是否覺得自己需要, 或是依賴吸入劑(如:強力膠、有機溶劑、笑氣)			
Information	[Type= discrete] [Format=numeric] [Range= 0-2] [Missing=*/-8/-9/99]		
Statistics [NW/ W]	[Valid=150 /-] [Invalid=0 /-]		
Value	Label	Cases	Percentage
0	跳答	150	100.0%
1	是	0	
2	否	0	
-9	拒絕回答	0	
-8	不知道	0	
99	訪員跳問	0	
<i>Warning: these figures indicate the number of cases found in the data file. They cannot be interpreted as summary statistics of the population of interest.</i>			
# q130h: 130h. 在過去一年中, 您是否對吸入劑(如:強力膠、有機溶劑、笑氣)成癮			
Information	[Type= discrete] [Format=numeric] [Range= 0-2] [Missing=*/-8/-9/99]		
Statistics [NW/ W]	[Valid=150 /-] [Invalid=0 /-]		
Value	Label	Cases	Percentage
0	跳答	150	100.0%
1	是	0	
2	否	0	
-9	拒絕回答	0	
-8	不知道	0	
99	訪員跳問	0	
<i>Warning: these figures indicate the number of cases found in the data file. They cannot be interpreted as summary statistics of the population of interest.</i>			

# q125i: 125i. 您是否有使用過其他迷幻藥(如:PCP、蘑菇、LSD)			
Information		[Type= discrete] [Format=numeric] [Range= 0-1] [Missing=*/-8/-9/99]	
Statistics [NW/ W]		[Valid=150 /-] [Invalid=0 /-]	
Value	Label	Cases	Percentage
0	否(跳答第131a題)	150	100.0%
1	是	0	
-9	拒絕回答	0	
-8	不知道	0	
99	訪員跳問	0	
<i>Warning: these figures indicate the number of cases found in the data file. They cannot be interpreted as summary statistics of the population of interest.</i>			
# q126i: 126i. 您第一次使用其他迷幻藥(如:PCP、蘑菇、LSD)是幾歲			
Information		[Type= discrete] [Format=numeric] [Range= 0-0] [Missing=*/-8/-9/99]	
Statistics [NW/ W]		[Valid=150 /-] [Invalid=0 /-]	
Value	Label	Cases	Percentage
0	跳答	150	100.0%
-9	拒絕回答	0	
-8	不知道	0	
99	訪員跳問	0	
<i>Warning: these figures indicate the number of cases found in the data file. They cannot be interpreted as summary statistics of the population of interest.</i>			
# q127i: 127i. 在過去一年中, 您是否有使用過其他迷幻藥(如:PCP、蘑菇、LSD)(如果沒有請跳答第129題)			
Information		[Type= discrete] [Format=numeric] [Range= 0-2] [Missing=*/-8/-9/99]	
Statistics [NW/ W]		[Valid=150 /-] [Invalid=0 /-]	
Value	Label	Cases	Percentage
0	跳答	150	100.0%
1	是	0	
2	否	0	
-9	拒絕回答	0	
-8	不知道	0	
99	訪員跳問	0	
<i>Warning: these figures indicate the number of cases found in the data file. They cannot be interpreted as summary statistics of the population of interest.</i>			
# q128i: 128i. 在過去一個月中, 您使用其他迷幻藥(如:PCP、蘑菇、LSD)的天數			
Information		[Type= discrete] [Format=numeric] [Range= 0-0] [Missing=*/-8/-9/99]	
Statistics [NW/ W]		[Valid=150 /-] [Invalid=0 /-]	
Value	Label	Cases	Percentage
0	跳答	150	100.0%
-9	拒絕回答	0	
-8	不知道	0	
99	訪員跳問	0	
<i>Warning: these figures indicate the number of cases found in the data file. They cannot be interpreted as summary statistics of the population of interest.</i>			
# q129i: 129i. 在過去一年中, 您是否覺得自己需要, 或是依賴其他迷幻藥(如:PCP、蘑菇、LSD)			
Information		[Type= discrete] [Format=numeric] [Range= 0-2] [Missing=*/-8/-9/99]	
Statistics [NW/ W]		[Valid=150 /-] [Invalid=0 /-]	
Value	Label	Cases	Percentage
0	跳答	150	100.0%

# q129i: 129i. 在過去一年中， 您是否覺得自己需要，或是依賴其他迷幻藥(如:PCP、蘑菇、LSD)			
Value	Label	Cases	Percentage
1	是	0	
2	否	0	
-9	拒絕回答	0	
-8	不知道	0	
99	訪員跳問	0	
<i>Warning: these figures indicate the number of cases found in the data file. They cannot be interpreted as summary statistics of the population of interest.</i>			
# q130i: 130i. 在過去一年中， 您是否對其他迷幻藥(如:PCP、蘑菇、LSD)成癮			
Information	[Type= discrete] [Format=numeric] [Range= 0-2] [Missing=*/-8/-9/99]		
Statistics [NW/ W]	[Valid=150 /-] [Invalid=0 /-]		
Value	Label	Cases	Percentage
0	跳答	150	100.0%
1	是	0	
2	否	0	
-9	拒絕回答	0	
-8	不知道	0	
99	訪員跳問	0	
<i>Warning: these figures indicate the number of cases found in the data file. They cannot be interpreted as summary statistics of the population of interest.</i>			
# q131a: 131a. 您是否覺得能在您居住的街道中， 買到大麻			
Information	[Type= discrete] [Format=numeric] [Range= 0-1] [Missing=*/-8/-9/99]		
Statistics [NW/ W]	[Valid=150 /-] [Invalid=0 /-]		
Value	Label	Cases	Percentage
0	否(跳答第131b題)	150	100.0%
1	是	0	
-9	拒絕回答	0	
-8	不知道	0	
99	訪員跳問	0	
<i>Warning: these figures indicate the number of cases found in the data file. They cannot be interpreted as summary statistics of the population of interest.</i>			
# q132a: 132a. 您是否覺得， 在您居住的街道中有販賣大麻的問題			
Information	[Type= discrete] [Format=numeric] [Range= 0-2] [Missing=*/-8/-9/99]		
Statistics [NW/ W]	[Valid=150 /-] [Invalid=0 /-]		
Value	Label	Cases	Percentage
0	跳答	150	100.0%
1	是	0	
2	否	0	
-9	拒絕回答	0	
-8	不知道	0	
99	訪員跳問	0	
<i>Warning: these figures indicate the number of cases found in the data file. They cannot be interpreted as summary statistics of the population of interest.</i>			
# q133a: 133a. 標準一到十， 您認為販賣大麻的嚴重程度為何			
Information	[Type= discrete] [Format=numeric] [Range= 0-0] [Missing=*/-8/-9/99]		
Statistics [NW/ W]	[Valid=150 /-] [Invalid=0 /-]		

# q133a: 133a. 標準一到十，您認為販賣大麻的嚴重程度為何			
Value	Label	Cases	Percentage
0	跳答	150	<div><div></div></div> 100.0%
-9	拒絕回答	0	
-8	不知道	0	
99	訪員跳問	0	
<i>Warning: these figures indicate the number of cases found in the data file. They cannot be interpreted as summary statistics of the population of interest.</i>			
# q134a: 134a. 您是否覺得，在您居住的街道中，居民有使用大麻的問題			
Information	[Type= discrete] [Format=numeric] [Range= 0-2] [Missing=*/-8/-9/99]		
Statistics [NW/ W]	[Valid=150 /-] [Invalid=0 /-]		
Value	Label	Cases	Percentage
0	跳答	150	<div><div></div></div> 100.0%
1	是	0	
2	否	0	
-9	拒絕回答	0	
-8	不知道	0	
99	訪員跳問	0	
<i>Warning: these figures indicate the number of cases found in the data file. They cannot be interpreted as summary statistics of the population of interest.</i>			
# q135a: 135a. 標準一到十，您認為居民使用大麻的嚴重程度為何			
Information	[Type= discrete] [Format=numeric] [Range= 0-0] [Missing=*/-8/-9/99]		
Statistics [NW/ W]	[Valid=150 /-] [Invalid=0 /-]		
Value	Label	Cases	Percentage
0	跳答	150	<div><div></div></div> 100.0%
-9	拒絕回答	0	
-8	不知道	0	
99	訪員跳問	0	
<i>Warning: these figures indicate the number of cases found in the data file. They cannot be interpreted as summary statistics of the population of interest.</i>			
# q131b: 131b. 您是否覺得能在您居住的街道中，買到非法處方藥			
Information	[Type= discrete] [Format=numeric] [Range= 0-1] [Missing=*/-8/-9/99]		
Statistics [NW/ W]	[Valid=150 /-] [Invalid=0 /-]		
Value	Label	Cases	Percentage
0	否(跳答第131c題)	150	<div><div></div></div> 100.0%
1	是	0	
-9	拒絕回答	0	
-8	不知道	0	
99	訪員跳問	0	
<i>Warning: these figures indicate the number of cases found in the data file. They cannot be interpreted as summary statistics of the population of interest.</i>			
# q132b: 132b. 您是否覺得，在您居住的街道中有違法販賣處方藥的問題			
Information	[Type= discrete] [Format=numeric] [Range= 0-2] [Missing=*/-8/-9/99]		
Statistics [NW/ W]	[Valid=150 /-] [Invalid=0 /-]		
Value	Label	Cases	Percentage
0	跳答	150	<div><div></div></div> 100.0%
1	是	0	
2	否	0	

# q132b: 132b. 您是否覺得，在您居住的街道中有違法販賣處方藥的問題			
Value	Label	Cases	Percentage
-9	拒絕回答	0	
-8	不知道	0	
99	訪員跳問	0	
<i>Warning: these figures indicate the number of cases found in the data file. They cannot be interpreted as summary statistics of the population of interest.</i>			
# q133b: 133b. 標準一到十，您認為違法販賣處方藥的嚴重程度為何			
Information	[Type= discrete] [Format=numeric] [Range= 0-0] [Missing=*/-8/-9/99]		
Statistics [NW/ W]	[Valid=150 /-] [Invalid=0 /-]		
Value	Label	Cases	Percentage
0	跳答	150	100.0%
-9	拒絕回答	0	
-8	不知道	0	
99	訪員跳問	0	
<i>Warning: these figures indicate the number of cases found in the data file. They cannot be interpreted as summary statistics of the population of interest.</i>			
# q134b: 134b. 您是否覺得，在您居住的街道中，居民有非法使用處方藥的問題			
Information	[Type= discrete] [Format=numeric] [Range= 0-2] [Missing=*/-8/-9/99]		
Statistics [NW/ W]	[Valid=150 /-] [Invalid=0 /-]		
Value	Label	Cases	Percentage
0	跳答	150	100.0%
1	是	0	
2	否	0	
-9	拒絕回答	0	
-8	不知道	0	
99	訪員跳問	0	
<i>Warning: these figures indicate the number of cases found in the data file. They cannot be interpreted as summary statistics of the population of interest.</i>			
# q135b: 135b. 標準一到十，您認為居民非法使用處方藥的嚴重程度為何			
Information	[Type= discrete] [Format=numeric] [Range= 0-0] [Missing=*/-8/-9/99]		
Statistics [NW/ W]	[Valid=150 /-] [Invalid=0 /-]		
Value	Label	Cases	Percentage
0	跳答	150	100.0%
-9	拒絕回答	0	
-8	不知道	0	
99	訪員跳問	0	
<i>Warning: these figures indicate the number of cases found in the data file. They cannot be interpreted as summary statistics of the population of interest.</i>			
# q131c: 131c. 您是否覺得能在您居住的街道中，買到鎮靜劑(如:紅中、青發、FM2)			
Information	[Type= discrete] [Format=numeric] [Range= 0-1] [Missing=*/-8/-9/99]		
Statistics [NW/ W]	[Valid=150 /-] [Invalid=0 /-]		
Value	Label	Cases	Percentage
0	否(跳答第131d題)	149	99.3%
1	是	1	0.7%
-9	拒絕回答	0	
-8	不知道	0	
99	訪員跳問	0	

# q131c: 131c. 您是否覺得能在您居住的街道中，買到鎮靜劑(如:紅中、青發、FM2)			
<i>Warning: these figures indicate the number of cases found in the data file. They cannot be interpreted as summary statistics of the population of interest.</i>			
# q132c: 132c. 您是否覺得，在您居住的街道中有販賣鎮靜劑(如:紅中、青發、FM2)的問題			
Information	[Type= discrete] [Format=numeric] [Range= 0-2] [Missing=*/-8/-9/99]		
Statistics [NW/ W]	[Valid=150 /-] [Invalid=0 /-]		
Value	Label	Cases	Percentage
0	跳答	149	99.3%
1	是	0	
2	否	1	0.7%
-9	拒絕回答	0	
-8	不知道	0	
99	訪員跳問	0	
<i>Warning: these figures indicate the number of cases found in the data file. They cannot be interpreted as summary statistics of the population of interest.</i>			
# q133c: 133c. 標準一到十，您認為販賣鎮靜劑(如:紅中、青發、FM2)的嚴重程度為何			
Information	[Type= discrete] [Format=numeric] [Range= 0-3] [Missing=*/-8/-9/99]		
Statistics [NW/ W]	[Valid=150 /-] [Invalid=0 /-]		
Value	Label	Cases	Percentage
0	跳答	149	99.3%
3		1	0.7%
-9	拒絕回答	0	
-8	不知道	0	
99	訪員跳問	0	
<i>Warning: these figures indicate the number of cases found in the data file. They cannot be interpreted as summary statistics of the population of interest.</i>			
# q134c: 134c. 您是否覺得，在您居住的街道中，居民有使用鎮靜劑(如:紅中、青發、FM2)的問題			
Information	[Type= discrete] [Format=numeric] [Range= 0-2] [Missing=*/-8/-9/99]		
Statistics [NW/ W]	[Valid=150 /-] [Invalid=0 /-]		
Value	Label	Cases	Percentage
0	跳答	149	99.3%
1	是	0	
2	否	1	0.7%
-9	拒絕回答	0	
-8	不知道	0	
99	訪員跳問	0	
<i>Warning: these figures indicate the number of cases found in the data file. They cannot be interpreted as summary statistics of the population of interest.</i>			
# q135c: 135c. 標準一到十，您認為居民使用鎮靜劑(如:紅中、青發、FM2)的嚴重程度為何			
Information	[Type= discrete] [Format=numeric] [Range= 0-3] [Missing=*/-8/-9/99]		
Statistics [NW/ W]	[Valid=150 /-] [Invalid=0 /-]		
Value	Label	Cases	Percentage
0	跳答	149	99.3%
3		1	0.7%
-9	拒絕回答	0	
-8	不知道	0	
99	訪員跳問	0	
<i>Warning: these figures indicate the number of cases found in the data file. They cannot be interpreted as summary statistics of the population of interest.</i>			

# q131d: 131d. 您是否覺得能在您居住的街道中，買到搖頭丸			
Information		[Type= discrete] [Format=numeric] [Range= 0-1] [Missing=*/-8/-9/99]	
Statistics [NW/ W]		[Valid=150 /-] [Invalid=0 /-]	
Value	Label	Cases	Percentage
0	否(跳答第131e題)	150	100.0%
1	是	0	
-9	拒絕回答	0	
-8	不知道	0	
99	訪員跳問	0	
Warning: these figures indicate the number of cases found in the data file. They cannot be interpreted as summary statistics of the population of interest.			
# q132d: 132d. 您是否覺得，在您居住的街道中有販賣搖頭丸的問題			
Information		[Type= discrete] [Format=numeric] [Range= 0-2] [Missing=*/-8/-9/99]	
Statistics [NW/ W]		[Valid=150 /-] [Invalid=0 /-]	
Value	Label	Cases	Percentage
0	跳答	150	100.0%
1	是	0	
2	否	0	
-9	拒絕回答	0	
-8	不知道	0	
99	訪員跳問	0	
Warning: these figures indicate the number of cases found in the data file. They cannot be interpreted as summary statistics of the population of interest.			
# q133d: 133d. 標準一到十，您認為販賣搖頭丸的嚴重程度為何			
Information		[Type= discrete] [Format=numeric] [Range= 0-0] [Missing=*/-8/-9/99]	
Statistics [NW/ W]		[Valid=150 /-] [Invalid=0 /-]	
Value	Label	Cases	Percentage
0	跳答	150	100.0%
-9	拒絕回答	0	
-8	不知道	0	
99	訪員跳問	0	
Warning: these figures indicate the number of cases found in the data file. They cannot be interpreted as summary statistics of the population of interest.			
# q134d: 134d. 您是否覺得，在您居住的街道中，居民有使用搖頭丸的問題			
Information		[Type= discrete] [Format=numeric] [Range= 0-2] [Missing=*/-8/-9/99]	
Statistics [NW/ W]		[Valid=150 /-] [Invalid=0 /-]	
Value	Label	Cases	Percentage
0	跳答	150	100.0%
1	是	0	
2	否	0	
-9	拒絕回答	0	
-8	不知道	0	
99	訪員跳問	0	
Warning: these figures indicate the number of cases found in the data file. They cannot be interpreted as summary statistics of the population of interest.			
# q135d: 135d. 標準一到十，您認為居民使用搖頭丸的嚴重程度為何			
Information		[Type= discrete] [Format=numeric] [Range= 0-0] [Missing=*/-8/-9/99]	
Statistics [NW/ W]		[Valid=150 /-] [Invalid=0 /-]	

# q135d: 135d. 標準一到十，您認為居民使用搖頭丸的嚴重程度為何			
Value	Label	Cases	Percentage
0	跳答	150	<div><div></div></div> 100.0%
-9	拒絕回答	0	
-8	不知道	0	
99	訪員跳問	0	
<i>Warning: these figures indicate the number of cases found in the data file. They cannot be interpreted as summary statistics of the population of interest.</i>			
# q131e: 131e. 您是否覺得能在您居住的街道中，買到 K 他命			
Information	[Type= discrete] [Format=numeric] [Range= 0-1] [Missing=*/-8/-9/99]		
Statistics [NW/ W]	[Valid=150 /-] [Invalid=0 /-]		
Value	Label	Cases	Percentage
0	否(跳答第131f題)	150	<div><div></div></div> 100.0%
1	是	0	
-9	拒絕回答	0	
-8	不知道	0	
99	訪員跳問	0	
<i>Warning: these figures indicate the number of cases found in the data file. They cannot be interpreted as summary statistics of the population of interest.</i>			
# q132e: 132e. 您是否覺得，在您居住的街道中有販賣 K 他命的問題			
Information	[Type= discrete] [Format=numeric] [Range= 0-2] [Missing=*/-8/-9/99]		
Statistics [NW/ W]	[Valid=150 /-] [Invalid=0 /-]		
Value	Label	Cases	Percentage
0	跳答	150	<div><div></div></div> 100.0%
1	是	0	
2	否	0	
-9	拒絕回答	0	
-8	不知道	0	
99	訪員跳問	0	
<i>Warning: these figures indicate the number of cases found in the data file. They cannot be interpreted as summary statistics of the population of interest.</i>			
# q133e: 133e. 標準一到十，您認為販賣 K 他命的嚴重程度為何			
Information	[Type= discrete] [Format=numeric] [Range= 0-0] [Missing=*/-8/-9/99]		
Statistics [NW/ W]	[Valid=150 /-] [Invalid=0 /-]		
Value	Label	Cases	Percentage
0	跳答	150	<div><div></div></div> 100.0%
-9	拒絕回答	0	
-8	不知道	0	
99	訪員跳問	0	
<i>Warning: these figures indicate the number of cases found in the data file. They cannot be interpreted as summary statistics of the population of interest.</i>			

# q134e: 134e. 您是否覺得，在您居住的街道中，居民有使用 K 他命的問題			
Information		[Type= discrete] [Format=numeric] [Range= 0-2] [Missing=*/-8/-9/99]	
Statistics [NW/ W]		[Valid=150 /-] [Invalid=0 /-]	
Value	Label	Cases	Percentage
0	跳答	150	100.0%
1	是	0	
2	否	0	
-9	拒絕回答	0	
-8	不知道	0	
99	訪員跳問	0	
<i>Warning: these figures indicate the number of cases found in the data file. They cannot be interpreted as summary statistics of the population of interest.</i>			
# q135e: 135e. 標準一到十，您認為居民使用 K 他命的嚴重程度為何			
Information		[Type= discrete] [Format=numeric] [Range= 0-0] [Missing=*/-8/-9/99]	
Statistics [NW/ W]		[Valid=150 /-] [Invalid=0 /-]	
Value	Label	Cases	Percentage
0	跳答	150	100.0%
-9	拒絕回答	0	
-8	不知道	0	
99	訪員跳問	0	
<i>Warning: these figures indicate the number of cases found in the data file. They cannot be interpreted as summary statistics of the population of interest.</i>			
# q131f: 131f. 您是否覺得能在您居住的街道中，買到安非他命			
Information		[Type= discrete] [Format=numeric] [Range= 0-1] [Missing=*/-8/-9/99]	
Statistics [NW/ W]		[Valid=150 /-] [Invalid=0 /-]	
Value	Label	Cases	Percentage
0	否(跳答第131g題)	150	100.0%
1	是	0	
-9	拒絕回答	0	
-8	不知道	0	
99	訪員跳問	0	
<i>Warning: these figures indicate the number of cases found in the data file. They cannot be interpreted as summary statistics of the population of interest.</i>			
# q132f: 132f. 您是否覺得，在您居住的街道中有販賣安非他命的問題			
Information		[Type= discrete] [Format=numeric] [Range= 0-2] [Missing=*/-8/-9/99]	
Statistics [NW/ W]		[Valid=150 /-] [Invalid=0 /-]	
Value	Label	Cases	Percentage
0	跳答	150	100.0%
1	是	0	
2	否	0	
-9	拒絕回答	0	
-8	不知道	0	
99	訪員跳問	0	
<i>Warning: these figures indicate the number of cases found in the data file. They cannot be interpreted as summary statistics of the population of interest.</i>			
# q133f: 133f. 標準一到十，您認為販賣安非他命的嚴重程度為何			
Information		[Type= discrete] [Format=numeric] [Range= 0-0] [Missing=*/-8/-9/99]	
Statistics [NW/ W]		[Valid=150 /-] [Invalid=0 /-]	

# q133f: 133f. 標準一到十，您認為販賣安非他命的嚴重程度為何			
Value	Label	Cases	Percentage
0	跳答	150	<div></div> 100.0%
-9	拒絕回答	0	
-8	不知道	0	
99	訪員跳問	0	
<i>Warning: these figures indicate the number of cases found in the data file. They cannot be interpreted as summary statistics of the population of interest.</i>			
# q134f: 134f. 您是否覺得，在您居住的街道中，居民有使用安非他命的問題			
Information	[Type= discrete] [Format=numeric] [Range= 0-2] [Missing=*/-8/-9/99]		
Statistics [NW/ W]	[Valid=150 /-] [Invalid=0 /-]		
Value	Label	Cases	Percentage
0	跳答	150	<div></div> 100.0%
1	是	0	
2	否	0	
-9	拒絕回答	0	
-8	不知道	0	
99	訪員跳問	0	
<i>Warning: these figures indicate the number of cases found in the data file. They cannot be interpreted as summary statistics of the population of interest.</i>			
# q135f: 135f. 標準一到十，您認為居民使用安非他命的嚴重程度為何			
Information	[Type= discrete] [Format=numeric] [Range= 0-0] [Missing=*/-8/-9/99]		
Statistics [NW/ W]	[Valid=150 /-] [Invalid=0 /-]		
Value	Label	Cases	Percentage
0	跳答	150	<div></div> 100.0%
-9	拒絕回答	0	
-8	不知道	0	
99	訪員跳問	0	
<i>Warning: these figures indicate the number of cases found in the data file. They cannot be interpreted as summary statistics of the population of interest.</i>			
# q131g: 131g. 您是否覺得能在您居住的街道中，買到海洛因			
Information	[Type= discrete] [Format=numeric] [Range= 0-1] [Missing=*/-8/-9/99]		
Statistics [NW/ W]	[Valid=150 /-] [Invalid=0 /-]		
Value	Label	Cases	Percentage
0	否(跳答第131h題)	150	<div></div> 100.0%
1	是	0	
-9	拒絕回答	0	
-8	不知道	0	
99	訪員跳問	0	
<i>Warning: these figures indicate the number of cases found in the data file. They cannot be interpreted as summary statistics of the population of interest.</i>			
# q132g: 132g. 您是否覺得，在您居住的街道中有販賣海洛因的問題			
Information	[Type= discrete] [Format=numeric] [Range= 0-2] [Missing=*/-8/-9/99]		
Statistics [NW/ W]	[Valid=150 /-] [Invalid=0 /-]		
Value	Label	Cases	Percentage
0	跳答	150	<div></div> 100.0%
1	是	0	
2	否	0	

# q132g: 132g.您是否覺得，在您居住的街道中有販賣海洛因的問題			
Value	Label	Cases	Percentage
-9	拒絕回答	0	
-8	不知道	0	
99	訪員跳問	0	
Warning: these figures indicate the number of cases found in the data file. They cannot be interpreted as summary statistics of the population of interest.			
# q133g: 133g.標準一到十，您認為販賣海洛因的嚴重程度為何			
Information	[Type= discrete] [Format=numeric] [Range= 0-0] [Missing=*/-8/-9/99]		
Statistics [NW/ W]	[Valid=150 /-] [Invalid=0 /-]		
Value	Label	Cases	Percentage
0	跳答	150	100.0%
-9	拒絕回答	0	
-8	不知道	0	
99	訪員跳問	0	
Warning: these figures indicate the number of cases found in the data file. They cannot be interpreted as summary statistics of the population of interest.			
# q134g: 134g.您是否覺得，在您居住的街道中，居民有使用海洛因的問題			
Information	[Type= discrete] [Format=numeric] [Range= 0-2] [Missing=*/-8/-9/99]		
Statistics [NW/ W]	[Valid=150 /-] [Invalid=0 /-]		
Value	Label	Cases	Percentage
0	跳答	150	100.0%
1	是	0	
2	否	0	
-9	拒絕回答	0	
-8	不知道	0	
99	訪員跳問	0	
Warning: these figures indicate the number of cases found in the data file. They cannot be interpreted as summary statistics of the population of interest.			
# q135g: 135g.標準一到十，您認為居民使用海洛因的嚴重程度為何			
Information	[Type= discrete] [Format=numeric] [Range= 0-0] [Missing=*/-8/-9/99]		
Statistics [NW/ W]	[Valid=150 /-] [Invalid=0 /-]		
Value	Label	Cases	Percentage
0	跳答	150	100.0%
-9	拒絕回答	0	
-8	不知道	0	
99	訪員跳問	0	
Warning: these figures indicate the number of cases found in the data file. They cannot be interpreted as summary statistics of the population of interest.			
# q131h: 131h.您是否覺得能在您居住的街道中，買到吸入劑(如:強力膠、有機溶劑、笑氣)			
Information	[Type= discrete] [Format=numeric] [Range= 0-1] [Missing=*/-8/-9/99]		
Statistics [NW/ W]	[Valid=150 /-] [Invalid=0 /-]		
Value	Label	Cases	Percentage
0	否(跳答第131i題)	150	100.0%
1	是	0	
-9	拒絕回答	0	
-8	不知道	0	
99	訪員跳問	0	

# q131h: 131h. 您是否覺得能在您居住的街道中，買到吸入劑(如:強力膠、有機溶劑、笑氣)			
<i>Warning: these figures indicate the number of cases found in the data file. They cannot be interpreted as summary statistics of the population of interest.</i>			
# q132h: 132h. 您是否覺得，在您居住的街道中有販賣吸入劑(如:強力膠、有機溶劑、笑氣)的問題			
Information	[Type= discrete] [Format=numeric] [Range= 0-2] [Missing=*/-8/-9/99]		
Statistics [NW/ W]	[Valid=150 /-] [Invalid=0 /-]		
Value	Label	Cases	Percentage
0	跳答	150	100.0%
1	是	0	
2	否	0	
-9	拒絕回答	0	
-8	不知道	0	
99	訪員跳問	0	
<i>Warning: these figures indicate the number of cases found in the data file. They cannot be interpreted as summary statistics of the population of interest.</i>			
# q133h: 133h. 標準一到十，您認為販賣吸入劑(如:強力膠、有機溶劑、笑氣)的嚴重程度為何			
Information	[Type= discrete] [Format=numeric] [Range= 0-0] [Missing=*/-8/-9/99]		
Statistics [NW/ W]	[Valid=150 /-] [Invalid=0 /-]		
Value	Label	Cases	Percentage
0	跳答	150	100.0%
-9	拒絕回答	0	
-8	不知道	0	
99	訪員跳問	0	
<i>Warning: these figures indicate the number of cases found in the data file. They cannot be interpreted as summary statistics of the population of interest.</i>			
# q134h: 134h. 您是否覺得，在您居住的街道中，居民有使用吸入劑(如:強力膠、有機溶劑、笑氣)的問題			
Information	[Type= discrete] [Format=numeric] [Range= 0-2] [Missing=*/-8/-9/99]		
Statistics [NW/ W]	[Valid=150 /-] [Invalid=0 /-]		
Value	Label	Cases	Percentage
0	跳答	150	100.0%
1	是	0	
2	否	0	
-9	拒絕回答	0	
-8	不知道	0	
99	訪員跳問	0	
<i>Warning: these figures indicate the number of cases found in the data file. They cannot be interpreted as summary statistics of the population of interest.</i>			
# q135h: 135h. 標準一到十，您認為居民使用吸入劑(如:強力膠、有機溶劑、笑氣)的嚴重程度為何			
Information	[Type= discrete] [Format=numeric] [Range= 0-0] [Missing=*/-8/-9/99]		
Statistics [NW/ W]	[Valid=150 /-] [Invalid=0 /-]		
Value	Label	Cases	Percentage
0	跳答	150	100.0%
-9	拒絕回答	0	
-8	不知道	0	
99	訪員跳問	0	
<i>Warning: these figures indicate the number of cases found in the data file. They cannot be interpreted as summary statistics of the population of interest.</i>			
# q131i: 131i. 您是否覺得能在您居住的街道中，買到其他迷幻藥(如:PCP、蘑菇、LSD)			
Information	[Type= discrete] [Format=numeric] [Range= 0-1] [Missing=*/-8/-9/99]		

# q131i: 131i. 您是否覺得能在您居住的街道中，買到其他迷幻藥(如:PCP、蘑菇、LSD)			
Statistics [NW/ W]		[Valid=150 /-] [Invalid=0 /-]	
Value	Label	Cases	Percentage
0	否(跳答第136a題)	150	100.0%
1	是	0	
-9	拒絕回答	0	
-8	不知道	0	
99	訪員跳問	0	
<i>Warning: these figures indicate the number of cases found in the data file. They cannot be interpreted as summary statistics of the population of interest.</i>			
# q132i: 132i. 您是否覺得， 在您居住的街道中有販賣其他迷幻藥(如:PCP、蘑菇、LSD)的問題			
Information		[Type= discrete] [Format=numeric] [Range= 0-2] [Missing=*/-8/-9/99]	
Statistics [NW/ W]		[Valid=150 /-] [Invalid=0 /-]	
Value	Label	Cases	Percentage
0	跳答	150	100.0%
1	是	0	
2	否	0	
-9	拒絕回答	0	
-8	不知道	0	
99	訪員跳問	0	
<i>Warning: these figures indicate the number of cases found in the data file. They cannot be interpreted as summary statistics of the population of interest.</i>			
# q133i: 133i. 標準一到十， 您認為販賣其他迷幻藥(如:PCP、蘑菇、LSD)的嚴重程度為何			
Information		[Type= discrete] [Format=numeric] [Range= 0-0] [Missing=*/-8/-9/99]	
Statistics [NW/ W]		[Valid=150 /-] [Invalid=0 /-]	
Value	Label	Cases	Percentage
0	跳答	150	100.0%
-9	拒絕回答	0	
-8	不知道	0	
99	訪員跳問	0	
<i>Warning: these figures indicate the number of cases found in the data file. They cannot be interpreted as summary statistics of the population of interest.</i>			
# q134i: 134i. 您是否覺得， 在您居住的街道中， 居民有使用其他迷幻藥(如:PCP、蘑菇、LSD)的問題			
Information		[Type= discrete] [Format=numeric] [Range= 0-2] [Missing=*/-8/-9/99]	
Statistics [NW/ W]		[Valid=150 /-] [Invalid=0 /-]	
Value	Label	Cases	Percentage
0	跳答	150	100.0%
1	是	0	
2	否	0	
-9	拒絕回答	0	
-8	不知道	0	
99	訪員跳問	0	
<i>Warning: these figures indicate the number of cases found in the data file. They cannot be interpreted as summary statistics of the population of interest.</i>			
# q135i: 135i. 標準一到十， 您認為居民使用其他迷幻藥(如:PCP、蘑菇、LSD)的嚴重程度為何			
Information		[Type= discrete] [Format=numeric] [Range= 0-0] [Missing=*/-8/-9/99]	
Statistics [NW/ W]		[Valid=150 /-] [Invalid=0 /-]	

# q135i: 135i. 標準一到十，您認為居民使用其他迷幻藥(如:PCP、蘑菇、LSD)的嚴重程度為何			
Value	Label	Cases	Percentage
0	跳答	150	100.0%
-9	拒絕回答	0	
-8	不知道	0	
99	訪員跳問	0	
<i>Warning: these figures indicate the number of cases found in the data file. They cannot be interpreted as summary statistics of the population of interest.</i>			
# q136a: 136a. 在過去一年中，您是否有酒後駕車			
Information	[Type= discrete] [Format=numeric] [Range= 0-1] [Missing=*/-8/-9/99]		
Statistics [NW/ W]	[Valid=150 /-] [Invalid=0 /-]		
Value	Label	Cases	Percentage
0	否(跳答第137a題)	150	100.0%
1	是	0	
-9	拒絕回答	0	
-8	不知道	0	
99	訪員跳問	0	
<i>Warning: these figures indicate the number of cases found in the data file. They cannot be interpreted as summary statistics of the population of interest.</i>			
# q136b: 136b. 過去一年發生過幾次酒後駕車			
Information	[Type= discrete] [Format=numeric] [Range= 0-0] [Missing=*/-8/-9/99]		
Statistics [NW/ W]	[Valid=150 /-] [Invalid=0 /-]		
Value	Label	Cases	Percentage
0	跳答	150	100.0%
-9	拒絕回答	0	
-8	不知道	0	
99	訪員跳問	0	
<i>Warning: these figures indicate the number of cases found in the data file. They cannot be interpreted as summary statistics of the population of interest.</i>			
# q136c: 136c. 是否曾經因酒後駕車被逮捕			
Information	[Type= discrete] [Format=numeric] [Range= 0-2] [Missing=*/-8/-9/99]		
Statistics [NW/ W]	[Valid=150 /-] [Invalid=0 /-]		
Value	Label	Cases	Percentage
0	跳答	150	100.0%
1	是	0	
2	否	0	
-9	拒絕回答	0	
-8	不知道	0	
99	訪員跳問	0	
<i>Warning: these figures indicate the number of cases found in the data file. They cannot be interpreted as summary statistics of the population of interest.</i>			
# q136d: 136d. 過去一年因酒後駕車被逮捕過幾次			
Information	[Type= discrete] [Format=numeric] [Range= 0-0] [Missing=*/-8/-9/99]		
Statistics [NW/ W]	[Valid=150 /-] [Invalid=0 /-]		
Value	Label	Cases	Percentage
0	跳答	150	100.0%
-9	拒絕回答	0	
-8	不知道	0	

# q136d: 136d. 過去一年因酒後駕車被逮捕過幾次			
Value	Label	Cases	Percentage
99	訪員跳問	0	
<i>Warning: these figures indicate the number of cases found in the data file. They cannot be interpreted as summary statistics of the population of interest.</i>			
# q137a: 137a. 在過去一年中，您是否有故意破壞他人財物			
Information	[Type= discrete] [Format=numeric] [Range= 0-1] [Missing=*/-8/-9/99]		
Statistics [NW/ W]	[Valid=150 /-] [Invalid=0 /-]		
Value	Label	Cases	Percentage
0	否(跳答第138a題)	150	100.0%
1	是	0	
-9	拒絕回答	0	
-8	不知道	0	
99	訪員跳問	0	
<i>Warning: these figures indicate the number of cases found in the data file. They cannot be interpreted as summary statistics of the population of interest.</i>			
# q137b: 137b. 過去一年發生過幾次故意破壞他人財物			
Information	[Type= discrete] [Format=numeric] [Range= 0-0] [Missing=*/-8/-9/99]		
Statistics [NW/ W]	[Valid=150 /-] [Invalid=0 /-]		
Value	Label	Cases	Percentage
0	跳答	150	100.0%
-9	拒絕回答	0	
-8	不知道	0	
99	訪員跳問	0	
<i>Warning: these figures indicate the number of cases found in the data file. They cannot be interpreted as summary statistics of the population of interest.</i>			
# q137c: 137c. 是否曾經因故意破壞他人財物被逮捕			
Information	[Type= discrete] [Format=numeric] [Range= 0-2] [Missing=*/-8/-9/99]		
Statistics [NW/ W]	[Valid=150 /-] [Invalid=0 /-]		
Value	Label	Cases	Percentage
0	跳答	150	100.0%
1	是	0	
2	否	0	
-9	拒絕回答	0	
-8	不知道	0	
99	訪員跳問	0	
<i>Warning: these figures indicate the number of cases found in the data file. They cannot be interpreted as summary statistics of the population of interest.</i>			
# q137d: 137d. 過去一年因故意破壞他人財物被逮捕過幾次			
Information	[Type= discrete] [Format=numeric] [Range= 0-0] [Missing=*/-8/-9/99]		
Statistics [NW/ W]	[Valid=150 /-] [Invalid=0 /-]		
Value	Label	Cases	Percentage
0	跳答	150	100.0%
-9	拒絕回答	0	
-8	不知道	0	
99	訪員跳問	0	
<i>Warning: these figures indicate the number of cases found in the data file. They cannot be interpreted as summary statistics of the population of interest.</i>			

# q138a: 138a. 在過去一年中，您是否有拿走不屬於自己的東西			
Information	[Type= discrete] [Format=numeric] [Range= 0-1] [Missing=*/-8/-9/99]		
Statistics [NW/ W]	[Valid=150 /-] [Invalid=0 /-]		
Value	Label	Cases	Percentage
0	否(跳答第139a題)	150	100.0%
1	是	0	
-9	拒絕回答	0	
-8	不知道	0	
99	訪員跳問	0	
Warning: these figures indicate the number of cases found in the data file. They cannot be interpreted as summary statistics of the population of interest.			
# q138b: 138b. 過去一年發生過幾次拿走不屬於自己的東西			
Information	[Type= discrete] [Format=numeric] [Range= 0-0] [Missing=*/-8/-9/99]		
Statistics [NW/ W]	[Valid=150 /-] [Invalid=0 /-]		
Value	Label	Cases	Percentage
0	跳答	150	100.0%
-9	拒絕回答	0	
-8	不知道	0	
99	訪員跳問	0	
Warning: these figures indicate the number of cases found in the data file. They cannot be interpreted as summary statistics of the population of interest.			
# q138c: 138c. 是否曾經因拿走不屬於自己的東西被逮捕			
Information	[Type= discrete] [Format=numeric] [Range= 0-2] [Missing=*/-8/-9/99]		
Statistics [NW/ W]	[Valid=150 /-] [Invalid=0 /-]		
Value	Label	Cases	Percentage
0	跳答	150	100.0%
1	是	0	
2	否	0	
-9	拒絕回答	0	
-8	不知道	0	
99	訪員跳問	0	
Warning: these figures indicate the number of cases found in the data file. They cannot be interpreted as summary statistics of the population of interest.			
# q138d: 138d. 過去一年因拿走不屬於自己的東西被逮捕過幾次			
Information	[Type= discrete] [Format=numeric] [Range= 0-0] [Missing=*/-8/-9/99]		
Statistics [NW/ W]	[Valid=150 /-] [Invalid=0 /-]		
Value	Label	Cases	Percentage
0	跳答	150	100.0%
-9	拒絕回答	0	
-8	不知道	0	
99	訪員跳問	0	
Warning: these figures indicate the number of cases found in the data file. They cannot be interpreted as summary statistics of the population of interest.			
# q139a: 139a. 在過去一年中，您是否有偷他人信用卡或現金來使用			
Information	[Type= discrete] [Format=numeric] [Range= 0-1] [Missing=*/-8/-9/99]		
Statistics [NW/ W]	[Valid=150 /-] [Invalid=0 /-]		
Value	Label	Cases	Percentage
0	否(跳答第140a題)	150	100.0%

# q139a: 139a. 在過去一年中，您是否有偷他人信用卡或現金來使用			
Value	Label	Cases	Percentage
1	是	0	
-9	拒絕回答	0	
-8	不知道	0	
99	訪員跳問	0	
<i>Warning: these figures indicate the number of cases found in the data file. They cannot be interpreted as summary statistics of the population of interest.</i>			
# q139b: 139b. 過去一年發生過幾次偷他人信用卡或現金來使用			
Information	[Type= discrete] [Format=numeric] [Range= 0-0] [Missing=*/-8/-9/99]		
Statistics [NW/ W]	[Valid=150 /-] [Invalid=0 /-]		
Value	Label	Cases	Percentage
0	跳答	150	100.0%
-9	拒絕回答	0	
-8	不知道	0	
99	訪員跳問	0	
<i>Warning: these figures indicate the number of cases found in the data file. They cannot be interpreted as summary statistics of the population of interest.</i>			
# q139c: 139c. 是否曾經因偷他人信用卡或現金來使用被逮捕			
Information	[Type= discrete] [Format=numeric] [Range= 0-2] [Missing=*/-8/-9/99]		
Statistics [NW/ W]	[Valid=150 /-] [Invalid=0 /-]		
Value	Label	Cases	Percentage
0	跳答	150	100.0%
1	是	0	
2	否	0	
-9	拒絕回答	0	
-8	不知道	0	
99	訪員跳問	0	
<i>Warning: these figures indicate the number of cases found in the data file. They cannot be interpreted as summary statistics of the population of interest.</i>			
# q139d: 139d. 過去一年因偷他人信用卡或現金來使用被逮捕過幾次			
Information	[Type= discrete] [Format=numeric] [Range= 0-0] [Missing=*/-8/-9/99]		
Statistics [NW/ W]	[Valid=150 /-] [Invalid=0 /-]		
Value	Label	Cases	Percentage
0	跳答	150	100.0%
-9	拒絕回答	0	
-8	不知道	0	
99	訪員跳問	0	
<i>Warning: these figures indicate the number of cases found in the data file. They cannot be interpreted as summary statistics of the population of interest.</i>			
# q140a: 140a. 在過去一年中，您是否有違法持有槍枝			
Information	[Type= discrete] [Format=numeric] [Range= 0-1] [Missing=*/-8/-9/99]		
Statistics [NW/ W]	[Valid=150 /-] [Invalid=0 /-]		
Value	Label	Cases	Percentage
0	否(跳答第141a題)	150	100.0%
1	是	0	
-9	拒絕回答	0	
-8	不知道	0	

# q140a: 140a. 在過去一年中，您是否有違法持有槍枝			
Value	Label	Cases	Percentage
99	訪員跳問	0	
<i>Warning: these figures indicate the number of cases found in the data file. They cannot be interpreted as summary statistics of the population of interest.</i>			
# q140b: 140b. 過去一年發生過幾次違法持有槍枝			
Information	[Type= discrete] [Format=numeric] [Range= 0-0] [Missing=*/-8/-9/99]		
Statistics [NW/ W]	[Valid=150 /-] [Invalid=0 /-]		
Value	Label	Cases	Percentage
0	跳答	150	100.0%
-9	拒絕回答	0	
-8	不知道	0	
99	訪員跳問	0	
<i>Warning: these figures indicate the number of cases found in the data file. They cannot be interpreted as summary statistics of the population of interest.</i>			
# q140c: 140c. 是否曾經因違法持有槍枝被逮捕			
Information	[Type= discrete] [Format=numeric] [Range= 0-2] [Missing=*/-8/-9/99]		
Statistics [NW/ W]	[Valid=150 /-] [Invalid=0 /-]		
Value	Label	Cases	Percentage
0	跳答	150	100.0%
1	是	0	
2	否	0	
-9	拒絕回答	0	
-8	不知道	0	
99	訪員跳問	0	
<i>Warning: these figures indicate the number of cases found in the data file. They cannot be interpreted as summary statistics of the population of interest.</i>			
# q140d: 140d. 過去一年因違法持有槍枝被逮捕過幾次			
Information	[Type= discrete] [Format=numeric] [Range= 0-0] [Missing=*/-8/-9/99]		
Statistics [NW/ W]	[Valid=150 /-] [Invalid=0 /-]		
Value	Label	Cases	Percentage
0	跳答	150	100.0%
-9	拒絕回答	0	
-8	不知道	0	
99	訪員跳問	0	
<i>Warning: these figures indicate the number of cases found in the data file. They cannot be interpreted as summary statistics of the population of interest.</i>			
# q141a: 141a. 在過去一年中，您是否有闖入住家或商店偷東西			
Information	[Type= discrete] [Format=numeric] [Range= 0-1] [Missing=*/-8/-9/99]		
Statistics [NW/ W]	[Valid=150 /-] [Invalid=0 /-]		
Value	Label	Cases	Percentage
0	否(跳答第142a題)	150	100.0%
1	是	0	
-9	拒絕回答	0	
-8	不知道	0	
99	訪員跳問	0	
<i>Warning: these figures indicate the number of cases found in the data file. They cannot be interpreted as summary statistics of the population of interest.</i>			

# q141b: 141b. 過去一年發生過幾次闖入住家或商店偷東西			
Information		[Type= discrete] [Format=numeric] [Range= 0-0] [Missing=*/-8/-9/99]	
Statistics [NW/ W]		[Valid=150 /-] [Invalid=0 /-]	
Value	Label	Cases	Percentage
0	跳答	150	100.0%
-9	拒絕回答	0	
-8	不知道	0	
99	訪員跳問	0	
<i>Warning: these figures indicate the number of cases found in the data file. They cannot be interpreted as summary statistics of the population of interest.</i>			
# q141c: 141c. 是否曾經因闖入住家或商店偷東西被逮捕			
Information		[Type= discrete] [Format=numeric] [Range= 0-2] [Missing=*/-8/-9/99]	
Statistics [NW/ W]		[Valid=150 /-] [Invalid=0 /-]	
Value	Label	Cases	Percentage
0	跳答	150	100.0%
1	是	0	
2	否	0	
-9	拒絕回答	0	
-8	不知道	0	
99	訪員跳問	0	
<i>Warning: these figures indicate the number of cases found in the data file. They cannot be interpreted as summary statistics of the population of interest.</i>			
# q141d: 141d. 過去一年因闖入住家或商店偷東西被逮捕過幾次			
Information		[Type= discrete] [Format=numeric] [Range= 0-0] [Missing=*/-8/-9/99]	
Statistics [NW/ W]		[Valid=150 /-] [Invalid=0 /-]	
Value	Label	Cases	Percentage
0	跳答	150	100.0%
-9	拒絕回答	0	
-8	不知道	0	
99	訪員跳問	0	
<i>Warning: these figures indicate the number of cases found in the data file. They cannot be interpreted as summary statistics of the population of interest.</i>			
# q142a: 142a. 在過去一年中，您是否有販賣違法藥物			
Information		[Type= discrete] [Format=numeric] [Range= 0-1] [Missing=*/-8/-9/99]	
Statistics [NW/ W]		[Valid=150 /-] [Invalid=0 /-]	
Value	Label	Cases	Percentage
0	否(跳答第143a題)	150	100.0%
1	是	0	
-9	拒絕回答	0	
-8	不知道	0	
99	訪員跳問	0	
<i>Warning: these figures indicate the number of cases found in the data file. They cannot be interpreted as summary statistics of the population of interest.</i>			
# q142b: 142b. 過去一年發生過幾次販賣違法藥物			
Information		[Type= discrete] [Format=numeric] [Range= 0-0] [Missing=*/-8/-9/99]	
Statistics [NW/ W]		[Valid=150 /-] [Invalid=0 /-]	
Value	Label	Cases	Percentage
0	跳答	150	100.0%

# q142b: 142b.過去一年發生過幾次販賣違法藥物			
Value	Label	Cases	Percentage
-9	拒絕回答	0	
-8	不知道	0	
99	訪員跳問	0	
Warning: these figures indicate the number of cases found in the data file. They cannot be interpreted as summary statistics of the population of interest.			
# q142c: 142c.是否曾經因販賣違法藥物被逮捕			
Information	[Type= discrete] [Format=numeric] [Range= 0-2] [Missing=*/-8/-9/99]		
Statistics [NW/ W]	[Valid=150 /-] [Invalid=0 /-]		
Value	Label	Cases	Percentage
0	跳答	150	<div><div></div></div> 100.0%
1	是	0	
2	否	0	
-9	拒絕回答	0	
-8	不知道	0	
99	訪員跳問	0	
Warning: these figures indicate the number of cases found in the data file. They cannot be interpreted as summary statistics of the population of interest.			
# q142d: 142d.過去一年因販賣違法藥物被逮捕過幾次			
Information	[Type= discrete] [Format=numeric] [Range= 0-0] [Missing=*/-8/-9/99]		
Statistics [NW/ W]	[Valid=150 /-] [Invalid=0 /-]		
Value	Label	Cases	Percentage
0	跳答	150	<div><div></div></div> 100.0%
-9	拒絕回答	0	
-8	不知道	0	
99	訪員跳問	0	
Warning: these figures indicate the number of cases found in the data file. They cannot be interpreted as summary statistics of the population of interest.			

# q143a: 143a. 在過去一年中，您是否有偷汽車、機車或其他機器腳踏車			
Information		[Type= discrete] [Format=numeric] [Range= 0-1] [Missing=*/-8/-9/99]	
Statistics [NW/ W]		[Valid=150 /-] [Invalid=0 /-]	
Value	Label	Cases	Percentage
0	否(跳答第144a題)	150	100.0%
1	是	0	
-9	拒絕回答	0	
-8	不知道	0	
99	訪員跳問	0	
Warning: these figures indicate the number of cases found in the data file. They cannot be interpreted as summary statistics of the population of interest.			
# q143b: 143b. 過去一年發生過幾次偷汽車、機車或其他機器腳踏車			
Information		[Type= discrete] [Format=numeric] [Range= 0-0] [Missing=*/-8/-9/99]	
Statistics [NW/ W]		[Valid=150 /-] [Invalid=0 /-]	
Value	Label	Cases	Percentage
0	跳答	150	100.0%
-9	拒絕回答	0	
-8	不知道	0	
99	訪員跳問	0	
Warning: these figures indicate the number of cases found in the data file. They cannot be interpreted as summary statistics of the population of interest.			
# q143c: 143c. 是否曾經因偷汽車、機車或其他機器腳踏車被逮捕			
Information		[Type= discrete] [Format=numeric] [Range= 0-2] [Missing=*/-8/-9/99]	
Statistics [NW/ W]		[Valid=150 /-] [Invalid=0 /-]	
Value	Label	Cases	Percentage
0	跳答	150	100.0%
1	是	0	
2	否	0	
-9	拒絕回答	0	
-8	不知道	0	
99	訪員跳問	0	
Warning: these figures indicate the number of cases found in the data file. They cannot be interpreted as summary statistics of the population of interest.			
# q143d: 143d. 過去一年因偷汽車、機車或其他機器腳踏車被逮捕過幾次			
Information		[Type= discrete] [Format=numeric] [Range= 0-0] [Missing=*/-8/-9/99]	
Statistics [NW/ W]		[Valid=150 /-] [Invalid=0 /-]	
Value	Label	Cases	Percentage
0	跳答	150	100.0%
-9	拒絕回答	0	
-8	不知道	0	
99	訪員跳問	0	
Warning: these figures indicate the number of cases found in the data file. They cannot be interpreted as summary statistics of the population of interest.			
# q144a: 144a. 在過去一年中，您是否有對他人使用暴力			
Information		[Type= discrete] [Format=numeric] [Range= 0-1] [Missing=*/-8/-9/99]	
Statistics [NW/ W]		[Valid=150 /-] [Invalid=0 /-]	
Value	Label	Cases	Percentage
0	否(跳答第145a題)	150	100.0%

# q144a: 144a. 在過去一年中，您是否有對他人使用暴力			
Value	Label	Cases	Percentage
1	是	0	
-9	拒絕回答	0	
-8	不知道	0	
99	訪員跳問	0	
<i>Warning: these figures indicate the number of cases found in the data file. They cannot be interpreted as summary statistics of the population of interest.</i>			
# q144b: 144b. 過去一年發生過幾次對他人使用暴力			
Information	[Type= discrete] [Format=numeric] [Range= 0-0] [Missing=*/-8/-9/99]		
Statistics [NW/ W]	[Valid=150 /-] [Invalid=0 /-]		
Value	Label	Cases	Percentage
0	跳答	150	100.0%
-9	拒絕回答	0	
-8	不知道	0	
99	訪員跳問	0	
<i>Warning: these figures indicate the number of cases found in the data file. They cannot be interpreted as summary statistics of the population of interest.</i>			
# q144c: 144c. 是否曾經因對他人使用暴力被逮捕			
Information	[Type= discrete] [Format=numeric] [Range= 0-2] [Missing=*/-8/-9/99]		
Statistics [NW/ W]	[Valid=150 /-] [Invalid=0 /-]		
Value	Label	Cases	Percentage
0	跳答	150	100.0%
1	是	0	
2	否	0	
-9	拒絕回答	0	
-8	不知道	0	
99	訪員跳問	0	
<i>Warning: these figures indicate the number of cases found in the data file. They cannot be interpreted as summary statistics of the population of interest.</i>			
# q144d: 144d. 過去一年因對他人使用暴力被逮捕過幾次			
Information	[Type= discrete] [Format=numeric] [Range= 0-0] [Missing=*/-8/-9/99]		
Statistics [NW/ W]	[Valid=150 /-] [Invalid=0 /-]		
Value	Label	Cases	Percentage
0	跳答	150	100.0%
-9	拒絕回答	0	
-8	不知道	0	
99	訪員跳問	0	
<i>Warning: these figures indicate the number of cases found in the data file. They cannot be interpreted as summary statistics of the population of interest.</i>			
# q145a: 145a. 在過去一年中，您是否有使用暴力或威脅奪取他人東西			
Information	[Type= discrete] [Format=numeric] [Range= 0-1] [Missing=*/-8/-9/99]		
Statistics [NW/ W]	[Valid=150 /-] [Invalid=0 /-]		
Value	Label	Cases	Percentage
0	否(跳答第146題)	150	100.0%
1	是	0	
-9	拒絕回答	0	
-8	不知道	0	

# q145a: 145a. 在過去一年中，您是否有使用暴力或威脅奪取他人東西			
Value	Label	Cases	Percentage
99	訪員跳問	0	
<i>Warning: these figures indicate the number of cases found in the data file. They cannot be interpreted as summary statistics of the population of interest.</i>			
# q145b: 145b. 過去一年發生過幾次使用暴力或威脅奪取他人東西			
Information	[Type= discrete] [Format=numeric] [Range= 0-0] [Missing=*/-8/-9/99]		
Statistics [NW/ W]	[Valid=150 /-] [Invalid=0 /-]		
Value	Label	Cases	Percentage
0	跳答	150	100.0%
-9	拒絕回答	0	
-8	不知道	0	
99	訪員跳問	0	
<i>Warning: these figures indicate the number of cases found in the data file. They cannot be interpreted as summary statistics of the population of interest.</i>			
# q145c: 145c. 是否曾經因使用暴力或威脅奪取他人東西被逮捕			
Information	[Type= discrete] [Format=numeric] [Range= 0-2] [Missing=*/-8/-9/99]		
Statistics [NW/ W]	[Valid=150 /-] [Invalid=0 /-]		
Value	Label	Cases	Percentage
0	跳答	150	100.0%
1	是	0	
2	否	0	
-9	拒絕回答	0	
-8	不知道	0	
99	訪員跳問	0	
<i>Warning: these figures indicate the number of cases found in the data file. They cannot be interpreted as summary statistics of the population of interest.</i>			
# q145d: 145d. 過去一年因使用暴力或威脅奪取他人東西被逮捕過幾次			
Information	[Type= discrete] [Format=numeric] [Range= 0-0] [Missing=*/-8/-9/99]		
Statistics [NW/ W]	[Valid=150 /-] [Invalid=0 /-]		
Value	Label	Cases	Percentage
0	跳答	150	100.0%
-9	拒絕回答	0	
-8	不知道	0	
99	訪員跳問	0	
<i>Warning: these figures indicate the number of cases found in the data file. They cannot be interpreted as summary statistics of the population of interest.</i>			
# q146: q146. 在過去一年中，您被逮捕過幾次			
Information	[Type= discrete] [Format=numeric] [Range= 0-0] [Missing=*/-8/-9/99]		
Statistics [NW/ W]	[Valid=149 /-] [Invalid=1 /-]		
Value	Label	Cases	Percentage
0		149	100.0%
-9	拒絕回答	0	
-8	不知道	0	
99	訪員跳問	0	
Sysmiss		1	
<i>Warning: these figures indicate the number of cases found in the data file. They cannot be interpreted as summary statistics of the population of interest.</i>			

# q147: q147.在過去一年中，您自己本人，或是您的家人中，有人從監獄中被釋放出來嗎			
Information	[Type= discrete] [Format=numeric] [Range= 0-1] [Missing=*/-8/-9/99]		
Statistics [NW/ W]	[Valid=149 /-] [Invalid=1 /-]		
Value	Label	Cases	Percentage
0	否	149	<div><div></div></div> 100.0%
1	是	0	
-9	拒絕回答	0	
-8	不知道	0	
99	訪員跳問	0	
Sysmiss		1	
Warning: these figures indicate the number of cases found in the data file. They cannot be interpreted as summary statistics of the population of interest.			
# q148a: q148a.我會因為只覺得好玩，而做出一些不好的事情			
Information	[Type= discrete] [Format=numeric] [Range= 0-4] [Missing=*/-8/-9/99]		
Statistics [NW/ W]	[Valid=143 /-] [Invalid=7 /-]		
Value	Label	Cases	Percentage
0	否, 跳答	0	
1	非常同意	0	
2	同意	3	<div><div></div></div> 2.1%
3	不同意	138	<div><div></div></div> 96.5%
4	非常不同意	2	<div><div></div></div> 1.4%
-9	拒絕回答	0	
-8	不知道	0	
99	訪員跳問	7	
Warning: these figures indicate the number of cases found in the data file. They cannot be interpreted as summary statistics of the population of interest.			
# q148b: q148b.我會為了玩樂而不工作			
Information	[Type= discrete] [Format=numeric] [Range= 0-4] [Missing=*/-8/-9/99]		
Statistics [NW/ W]	[Valid=143 /-] [Invalid=7 /-]		
Value	Label	Cases	Percentage
0	否, 跳答	0	
1	非常同意	0	
2	同意	2	<div><div></div></div> 1.4%
3	不同意	135	<div><div></div></div> 94.4%
4	非常不同意	6	<div><div></div></div> 4.2%
-9	拒絕回答	0	
-8	不知道	0	
99	訪員跳問	7	
Warning: these figures indicate the number of cases found in the data file. They cannot be interpreted as summary statistics of the population of interest.			
# q148c: q148c.要處理生活上的種種問題時，讓我感到很無力			
Information	[Type= discrete] [Format=numeric] [Range= 0-4] [Missing=*/-8/-9/99]		
Statistics [NW/ W]	[Valid=141 /-] [Invalid=9 /-]		
Value	Label	Cases	Percentage
0	否, 跳答	0	
1	非常同意	0	
2	同意	23	<div><div></div></div> 16.3%

# q148c: q148c.要處理生活上的種種問題時，讓我感到很無力				
Value	Label	Cases	Percentage	
3	不同意	118	<div><div></div></div> 83.7%	
4	非常不同意	0		
-9	拒絕回答	0		
-8	不知道	1		
99	訪員跳問	8		
Warning: these figures indicate the number of cases found in the data file. They cannot be interpreted as summary statistics of the population of interest.				
# q148d: q148d.我能夠拒絕誘惑				
Information	[Type= discrete] [Format=numeric] [Range= 0-4] [Missing=*/-8/-9/99]			
Statistics [NW/ W]	[Valid=141 /-] [Invalid=9 /-]			
Value	Label	Cases	Percentage	
0	否,跳答	0	<div><div></div></div> 0.7%	
1	非常同意	1		
2	同意	134		<div><div></div></div> 95.0%
3	不同意	6		<div><div></div></div> 4.3%
4	非常不同意	0		
-9	拒絕回答	1		
-8	不知道	0		
99	訪員跳問	8		
Warning: these figures indicate the number of cases found in the data file. They cannot be interpreted as summary statistics of the population of interest.				
# q148e: q148e.我行動前通常不會想過有沒有其他的選擇				
Information	[Type= discrete] [Format=numeric] [Range= 0-4] [Missing=*/-8/-9/99]			
Statistics [NW/ W]	[Valid=139 /-] [Invalid=11 /-]			
Value	Label	Cases	Percentage	
0	否,跳答	0	<div><div></div></div> 7.9%	
1	非常同意	0		
2	同意	11		
3	不同意	127		<div><div></div></div> 91.4%
4	非常不同意	1		<div><div></div></div> 0.7%
-9	拒絕回答	0		
-8	不知道	3		
99	訪員跳問	8		
Warning: these figures indicate the number of cases found in the data file. They cannot be interpreted as summary statistics of the population of interest.				
# q148f: q148f.即使知道是錯的， 但有時候我無法克制自己去做錯誤的事情				
Information	[Type= discrete] [Format=numeric] [Range= 0-4] [Missing=*/-8/-9/99]			
Statistics [NW/ W]	[Valid=141 /-] [Invalid=9 /-]			
Value	Label	Cases	Percentage	
0	否,跳答	0	<div><div></div></div> 5.7%	
1	非常同意	0		
2	同意	8		
3	不同意	131		<div><div></div></div> 92.9%
4	非常不同意	2		<div><div></div></div> 1.4%
-9	拒絕回答	0		
-8	不知道	1		

# q148f: q148f.即使知道是錯的， 但有時候我無法克制自己去做錯誤的事情			
Value	Label	Cases	Percentage
99	訪員跳問	8	
Warning: these figures indicate the number of cases found in the data file. They cannot be interpreted as summary statistics of the population of interest.			
# q149: q149.請問您的教育程度			
Information	[Type= discrete] [Format=numeric] [Range= 1-7] [Missing=*/-8/-9/99]		
Statistics [NW/ W]	[Valid=150 /-] [Invalid=0 /-]		
Value	Label	Cases	Percentage
1	未受正規教育	6	4.0%
2	小學	23	15.3%
3	國中	15	10.0%
4	高中/高職	46	30.7%
5	大專/大學	54	36.0%
6	碩士	5	3.3%
7	博士	1	0.7%
-9	拒絕回答	0	
-8	不知道	0	
99	訪員跳問	0	
Warning: these figures indicate the number of cases found in the data file. They cannot be interpreted as summary statistics of the population of interest.			
# q150: q150.您目前是否仍在就學			
Information	[Type= discrete] [Format=numeric] [Range= 1-3] [Missing=*/-8/-9/99]		
Statistics [NW/ W]	[Valid=149 /-] [Invalid=1 /-]		
Value	Label	Cases	Percentage
1	未就學	142	95.3%
2	全職學生	5	3.4%
3	在職進修	2	1.3%
-9	拒絕回答	0	
-8	不知道	0	
99	訪員跳問	1	
Warning: these figures indicate the number of cases found in the data file. They cannot be interpreted as summary statistics of the population of interest.			
# q151: q151.您目前的婚姻狀況			
Information	[Type= discrete] [Format=numeric] [Range= 1-5] [Missing=*/-8/-9/99]		
Statistics [NW/ W]	[Valid=148 /-] [Invalid=2 /-]		
Value	Label	Cases	Percentage
1	已婚/同居	107	72.3%
2	單身(從沒結過婚)(跳答第154題)	21	14.2%
3	離婚(跳答第154題)	4	2.7%
4	喪偶(跳答第154題)	15	10.1%
5	分居(跳答第154題)	1	0.7%
-9	拒絕回答(跳答第154題)	1	
-8	不知道(跳答第154題)	0	
99	訪員跳問	1	
Warning: these figures indicate the number of cases found in the data file. They cannot be interpreted as summary statistics of the population of interest.			
# q152: q152.您配偶的教育程度			
Information	[Type= discrete] [Format=numeric] [Range= 0-7] [Missing=*/-8/-9/99]		

# q152: q152.您配偶的教育程度			
Statistics [NW/ W]		[Valid=148 /-] [Invalid=2 /-]	
Value	Label	Cases	Percentage
0	跳答	42	<div><div></div></div> 28.4%
1	未受正規教育	0	
2	小學	16	<div><div></div></div> 10.8%
3	國中	9	<div><div></div></div> 6.1%
4	高中/高職	40	<div><div></div></div> 27.0%
5	大專/大學	39	<div><div></div></div> 26.4%
6	碩士	2	<div><div></div></div> 1.4%
7	博士	0	
-9	拒絕回答	1	
-8	不知道	0	
99	訪員跳問	1	
Warning: these figures indicate the number of cases found in the data file. They cannot be interpreted as summary statistics of the population of interest.			
# q153: q153.您的配偶目前的工作狀態是			
Information		[Type= discrete] [Format=numeric] [Range= 0-5] [Missing=*/-8/-9/99]	
Statistics [NW/ W]		[Valid=148 /-] [Invalid=2 /-]	
Value	Label	Cases	Percentage
0	跳答	42	<div><div></div></div> 28.4%
1	全職工作	67	<div><div></div></div> 45.3%
2	兼職工作	3	<div><div></div></div> 2.0%
3	沒有工作	3	<div><div></div></div> 2.0%
4	退休	33	<div><div></div></div> 22.3%
5	其他	0	
-9	拒絕回答	1	
-8	不知道	0	
99	訪員跳問	1	
Warning: these figures indicate the number of cases found in the data file. They cannot be interpreted as summary statistics of the population of interest.			
# q154: q154.您是否服過兵役			
Information		[Type= discrete] [Format=numeric] [Range= 0-1] [Missing=*/-8/-9/99]	
Statistics [NW/ W]		[Valid=150 /-] [Invalid=0 /-]	
Value	Label	Cases	Percentage
0	否	98	<div><div></div></div> 65.3%
1	是	52	<div><div></div></div> 34.7%
-9	拒絕回答	0	
-8	不知道	0	
99	訪員跳問	0	
Warning: these figures indicate the number of cases found in the data file. They cannot be interpreted as summary statistics of the population of interest.			
# q155: q155.您目前的工作狀態是			
Information		[Type= discrete] [Format=numeric] [Range= 1-5] [Missing=*/-8/-9/99]	
Statistics [NW/ W]		[Valid=146 /-] [Invalid=4 /-]	
Value	Label	Cases	Percentage
1	全職工作(跳答第157題)	89	<div><div></div></div> 61.0%
2	兼職工作(跳答第157題)	5	<div><div></div></div> 3.4%

# q155: q155.您目前的工作狀態是			
Value	Label	Cases	Percentage
3	沒有工作(續答第156題)	6	<div><div></div></div> 4.1%
4	退休(跳答第158題)	43	<div><div></div></div> 29.5%
5	其他	3	<div><div></div></div> 2.1%
-9	拒絕回答(跳答第158題)	0	
-8	不知道(跳答第158題)	4	
99	訪員跳問	0	
Warning: these figures indicate the number of cases found in the data file. They cannot be interpreted as summary statistics of the population of interest.			
# q156: q156.您失業多久了			
Information	[Type= discrete] [Format=numeric] [Range= 0-15] [Missing=*/-8/-9/99]		
Statistics [NW/ W]	[Valid=150 /-] [Invalid=0 /-]		
Value	Label	Cases	Percentage
0	跳答	145	<div><div></div></div> 96.7%
0.01		1	<div><div></div></div> 0.7%
0.5		1	<div><div></div></div> 0.7%
3		1	<div><div></div></div> 0.7%
10		1	<div><div></div></div> 0.7%
15		1	<div><div></div></div> 0.7%
-9	拒絕回答	0	
-8	不知道	0	
99	訪員跳問	0	
Warning: these figures indicate the number of cases found in the data file. They cannot be interpreted as summary statistics of the population of interest.			
# q157: q157.您的職業類別為			
Information	[Type= discrete] [Format=numeric] [Range= 0-7] [Missing=*/-8/-9/99]		
Statistics [NW/ W]	[Valid=149 /-] [Invalid=1 /-]		
Value	Label	Cases	Percentage
0	跳答	59	<div><div></div></div> 39.6%
1	製造業	9	<div><div></div></div> 6.0%
2	零售或批發業	4	<div><div></div></div> 2.7%
3	教育業	7	<div><div></div></div> 4.7%
4	醫療專業	3	<div><div></div></div> 2.0%
5	政府單位	5	<div><div></div></div> 3.4%
6	大眾服務業	46	<div><div></div></div> 30.9%
7	其他	16	<div><div></div></div> 10.7%
-9	拒絕回答	0	
-8	不知道	1	
99	訪員跳問	0	
Warning: these figures indicate the number of cases found in the data file. They cannot be interpreted as summary statistics of the population of interest.			
# q158: q158.您大約多久去參加一次宗教活動包含各種宗教的聚會場所(例如寺廟、神壇或教會等)			
Information	[Type= discrete] [Format=numeric] [Range= 1-4] [Missing=*/-8/-9/99]		
Statistics [NW/ W]	[Valid=142 /-] [Invalid=8 /-]		
Value	Label	Cases	Percentage
1	每星期	23	<div><div></div></div> 16.2%
2	一個月幾次	34	<div><div></div></div> 23.9%

q158: q158.您大約多久去參加一次宗教活動包含各種宗教的聚會場所（例如寺廟、神壇或教會等）

Value	Label	Cases	Percentage
3	一年幾次	49	<div><div></div></div> 34.5%
4	完全不參加	36	<div><div></div></div> 25.4%
-9	拒絕回答	0	
-8	不知道	1	
99	訪員跳問	7	

Warning: these figures indicate the number of cases found in the data file. They cannot be interpreted as summary statistics of the population of interest.

q159: q159.您的年齡—歲

Information [Type= discrete] [Format=numeric] [Range= 20-89] [Missing=*/-8/-9/99]

Statistics [NW/ W] [Valid=149 -/] [Invalid=1 -/]

Value	Label	Cases	Percentage
20		2	<div><div></div></div> 1.3%
21		1	<div><div></div></div> 0.7%
22		2	<div><div></div></div> 1.3%
25		3	<div><div></div></div> 2.0%
26		1	<div><div></div></div> 0.7%
27		1	<div><div></div></div> 0.7%
29		2	<div><div></div></div> 1.3%
30		3	<div><div></div></div> 2.0%
32		1	<div><div></div></div> 0.7%
33		3	<div><div></div></div> 2.0%
34		1	<div><div></div></div> 0.7%
35		6	<div><div></div></div> 4.0%
36		3	<div><div></div></div> 2.0%
38		3	<div><div></div></div> 2.0%
39		1	<div><div></div></div> 0.7%
40		5	<div><div></div></div> 3.4%
41		2	<div><div></div></div> 1.3%
42		2	<div><div></div></div> 1.3%
43		3	<div><div></div></div> 2.0%
44		1	<div><div></div></div> 0.7%
45		1	<div><div></div></div> 0.7%
46		5	<div><div></div></div> 3.4%
47		5	<div><div></div></div> 3.4%
48		1	<div><div></div></div> 0.7%
49		1	<div><div></div></div> 0.7%
50		6	<div><div></div></div> 4.0%
51		2	<div><div></div></div> 1.3%
52		4	<div><div></div></div> 2.7%
53		4	<div><div></div></div> 2.7%
54		5	<div><div></div></div> 3.4%
55		2	<div><div></div></div> 1.3%
56		1	<div><div></div></div> 0.7%
57		1	<div><div></div></div> 0.7%
58		4	<div><div></div></div> 2.7%

# q159: q159.您的年齡—歲			
Value	Label	Cases	Percentage
59		2	<div><div></div></div> 1.3%
60		12	<div><div></div></div> 8.1%
61		2	<div><div></div></div> 1.3%
62		3	<div><div></div></div> 2.0%
63		4	<div><div></div></div> 2.7%
64		2	<div><div></div></div> 1.3%
65		4	<div><div></div></div> 2.7%
66		3	<div><div></div></div> 2.0%
67		3	<div><div></div></div> 2.0%
68		3	<div><div></div></div> 2.0%
70		4	<div><div></div></div> 2.7%
72		4	<div><div></div></div> 2.7%
73		1	<div><div></div></div> 0.7%
74		1	<div><div></div></div> 0.7%
75		1	<div><div></div></div> 0.7%
76		2	<div><div></div></div> 1.3%
77		2	<div><div></div></div> 1.3%
78		2	<div><div></div></div> 1.3%
80		1	<div><div></div></div> 0.7%
81		1	<div><div></div></div> 0.7%
85		2	<div><div></div></div> 1.3%
88		1	<div><div></div></div> 0.7%
89		1	<div><div></div></div> 0.7%
-9	拒絕回答	0	
-8	不知道	0	
99	訪員跳問	1	
Warning: these figures indicate the number of cases found in the data file. They cannot be interpreted as summary statistics of the population of interest.			
# q160: q160.請問您目前所居住的地方，是一般大眾所認為的城市或鄉村			
Information		[Type= discrete] [Format=numeric] [Range= 1-4] [Missing=*/-8/-9/99]	
Statistics [NW/ W]		[Valid=145 /-] [Invalid=5 /-]	
Value	Label	Cases	Percentage
1	城市	106	<div><div></div></div> 73.1%
2	鄉村	25	<div><div></div></div> 17.2%
3	市鎮	9	<div><div></div></div> 6.2%
4	衛星都市	5	<div><div></div></div> 3.4%
-9	拒絕回答	0	
-8	不知道	4	
99	訪員跳問	1	
Warning: these figures indicate the number of cases found in the data file. They cannot be interpreted as summary statistics of the population of interest.			
# q161: q161.請問您常不常用「我們"社區"」這種字眼來描述自己住的地方			
Information		[Type= discrete] [Format=numeric] [Range= 1-3] [Missing=*/-8/-9/99]	
Statistics [NW/ W]		[Valid=143 /-] [Invalid=7 /-]	
Value	Label	Cases	Percentage
1	經常	17	<div><div></div></div> 11.9%

# q161: q161. 請問您常不常用「我們"社區"」這種字眼來描述自己住的地方			
Value	Label	Cases	Percentage
2	偶而	21	<div><div></div></div> 14.7%
3	幾乎從不(跳問第164題)	105	<div><div></div></div> 73.4%
-9	拒絕回答(跳問第164題)	2	
-8	不知道(跳問第164題)	2	
99	訪員跳問	3	
Warning: these figures indicate the number of cases found in the data file. They cannot be interpreted as summary statistics of the population of interest.			
# q162: q162. 您所認為的這個社區有沒有一個大概的地理界線還是範圍			
Information	[Type= discrete] [Format=numeric] [Range= 0-3] [Missing=*/-8/-9/99]		
Statistics [NW/ W]	[Valid=148 -/] [Invalid=2 -/]		
Value	Label	Cases	Percentage
0	跳答	108	<div><div></div></div> 73.0%
1	有	34	<div><div></div></div> 23.0%
2	沒有(跳問第164題)	2	<div><div></div></div> 1.4%
3	很難說(續問第164題)	4	<div><div></div></div> 2.7%
-9	拒絕回答(跳問第164題)	0	
-8	不知道(跳問第164題)	0	
99	訪員跳問	2	
Warning: these figures indicate the number of cases found in the data file. They cannot be interpreted as summary statistics of the population of interest.			
# q163: q163. 請問社區範圍大概包括哪裡			
Information	[Type= discrete] [Format=numeric] [Range= 0-5] [Missing=*/-8/-9/99]		
Statistics [NW/ W]	[Valid=149 -/] [Invalid=1 -/]		
Value	Label	Cases	Percentage
0	跳答	112	<div><div></div></div> 75.2%
1	幾個村里	4	<div><div></div></div> 2.7%
2	整個村里	11	<div><div></div></div> 7.4%
3	幾個鄰	2	<div><div></div></div> 1.3%
4	整個鄰	8	<div><div></div></div> 5.4%
5	更小的範圍	12	<div><div></div></div> 8.1%
-9	拒絕回答	0	
-8	不知道	0	
99	訪員跳問	1	
Warning: these figures indicate the number of cases found in the data file. They cannot be interpreted as summary statistics of the population of interest.			
# q164: q164. 在接下來的五年內， 您會想要搬離目前居住的地方嗎			
Information	[Type= discrete] [Format=numeric] [Range= 1-4] [Missing=*/-8/-9/99]		
Statistics [NW/ W]	[Valid=136 -/] [Invalid=14 -/]		
Value	Label	Cases	Percentage
1	非常想	2	<div><div></div></div> 1.5%
2	想	25	<div><div></div></div> 18.4%
3	不想	103	<div><div></div></div> 75.7%
4	非常不想	6	<div><div></div></div> 4.4%
-9	拒絕回答	1	
-8		6	
99	訪員跳問	7	

# q164: q164. 在接下來的五年內，您會想要搬離目前居住的地方嗎			
Warning: these figures indicate the number of cases found in the data file. They cannot be interpreted as summary statistics of the population of interest.			
# q165: q165. 包括您自己在內，有多少人一起住在同個地方(如果自己一個人住，請跳答第 167 題)			
Information	[Type= discrete] [Format=numeric] [Range= 1-10] [Missing=*/-8/-9/99]		
Statistics [NW/ W]	[Valid=147 /-] [Invalid=3 /-]		
Value	Label	Cases	Percentage
1		6	<div><div></div></div> 4.1%
2		23	<div><div></div></div> 15.6%
3		19	<div><div></div></div> 12.9%
4		33	<div><div></div></div> 22.4%
5		36	<div><div></div></div> 24.5%
6		17	<div><div></div></div> 11.6%
7		7	<div><div></div></div> 4.8%
8		5	<div><div></div></div> 3.4%
10		1	<div><div></div></div> 0.7%
-9	拒絕回答	2	
-8	不知道	0	
99	訪員跳問	1	
Warning: these figures indicate the number of cases found in the data file. They cannot be interpreted as summary statistics of the population of interest.			
# q166: q166. 居住在同個地方的人中，有多少人是未滿 18 歲的			
Information	[Type= discrete] [Format=numeric] [Range= 0-4] [Missing=*/-8/-9/99]		
Statistics [NW/ W]	[Valid=148 /-] [Invalid=2 /-]		
Value	Label	Cases	Percentage
0	跳答或0人	85	<div><div></div></div> 57.4%
1		27	<div><div></div></div> 18.2%
2		30	<div><div></div></div> 20.3%
3		5	<div><div></div></div> 3.4%
4		1	<div><div></div></div> 0.7%
-9	拒絕回答	1	
-8	不知道	0	
99	訪員跳問	1	
Warning: these figures indicate the number of cases found in the data file. They cannot be interpreted as summary statistics of the population of interest.			
# q167: q167. 您全家一個月所有的收入加起來大概有多少			
Information	[Type= discrete] [Format=numeric] [Range= 1-8] [Missing=*/-8/-9/99]		
Statistics [NW/ W]	[Valid=80 /-] [Invalid=70 /-]		
Value	Label	Cases	Percentage
1	沒有收入	10	<div><div></div></div> 12.5%
2	10869	1	<div><div></div></div> 1.2%
3	11000-18000	5	<div><div></div></div> 6.2%
4	18000-30000	16	<div><div></div></div> 20.0%
5	30000-50000	24	<div><div></div></div> 30.0%
6	50000-80000	12	<div><div></div></div> 15.0%
7	80000-130000	12	<div><div></div></div> 15.0%
8	130000以上	0	
-9	拒絕回答	40	

q167: q167.您全家一個月所有的收入加起來大概有多少

Value	Label	Cases	Percentage
-8	不知道	28	
99	訪員跳問	2	

Warning: these figures indicate the number of cases found in the data file. They cannot be interpreted as summary statistics of the population of interest.

q168: q168.受訪者性別

Information	[Type= discrete] [Format=numeric] [Range= 0-99] [Missing=*]
Statistics [NW/ W]	[Valid=150 /-] [Invalid=0 /-]

Value	Label	Cases	Percentage
0	女	95	<div></div> 63.3%
1	男	54	<div></div> 36.0%
99	訪員漏填	1	<div></div> 0.7%

Warning: these figures indicate the number of cases found in the data file. They cannot be interpreted as summary statistics of the population of interest.