

台灣 (Taiwan, ROC)

鄭耀男, 國立臺東大學

國中小教師複合式規約策略與學生行為關係
模型之研究: 消極自保或是積極改善學生行為?

Study Documentation

April 21, 2021

Metadata Production

Metadata Producer(s)	學術調查研究資料庫(Survey Research Data Archive) (SRDA) , 中央研究院人社中心調查研究 專題中心 , DDI文件製作
Identification	E10461

Table of Contents

Overview.....	4
Scope & Coverage.....	4
Producers & Sponsors.....	4
Data Collection.....	4
Data Processing & Appraisal.....	5
Accessibility.....	5
Files Description.....	6
data.....	6
Variables Group(s).....	7
學生基本資料.....	7
學生問卷內容.....	7
教師基本資料.....	7
教師問卷內容.....	8
Variables Description.....	9
data.....	10

國中小教師複合式規約策略與學生行為關係模型之研究:消極自保或是積極改善學生行為?

Study on Relation Model between Junior High and Elementary School Teachers' Composite Disciplinary Strategies and Students' Behaviors

Overview	
Identification	E10461
Version	Production Date: 2021-04-28 1
Abstract <p>學生違規行為日漸嚴重，許多教師卻擔心管教問題易遭致家長投訴，紛紛求自保，減少碰觸管教問題，期望有朝一日順利退休。因此，許多國中教師會選擇記過「懲罰」學生，或是「告知家長」；國小教師或許會先予「暗示」，或許會尋「專家諮詢」；這幾乎是教室經常出現的自保策略。</p> <p>本研究整理過去文獻，訪談有經驗的教師，獲得有效果的規約策略，以建構教師規約策略的內涵。同時，也探討學生對於規約策略的認同，道德行為、違規行為的關係。</p> <p>本研究透過分層隨機取樣全國北中南東區域的國中小學教師與學生，進行問卷施測。研究結果發現：學生的規約認同與道德行為、違規行為有顯著相關；國中學生規約認同，可預測學生的道德行為與違規行為；國中教師採用「專家輔導與社會協助」的複合式規約策略，能預測規約認同。國小學生的規約認同對於道德行為有效果，但是對於違規行為卻無顯著效果；反而是「確實執行班規」策略(規約策略之一)能顯著預測小學生的違規行為。因此，小學教師可透過確實執行班級規約，來降低違規行為；但是，國中教師則可選擇專家輔導與同學協助的複合策略，來提高學生的規約認同，間接地可降低違規行為。</p>	
Kind of Data	抽查
Unit of Analysis	個人

Scope & Coverage	
Time Period(s)	2016
Countries	台灣 (Taiwan, ROC)
Geographic Coverage 台灣	
Universe 臺灣國中小學教師與學生	

Producers & Sponsors	
Primary Investigator(s)	鄭耀男，國立臺東大學
Other Producer(s)	國立臺東大學
Funding Agency/ies	科技部

Data Collection	
Data Collection Dates	start 2016-04-15 end 2016-05-31
Time Period(s)	start 2015-08-01

	end 2016-07-31
Data Collection Mode	郵寄自填問卷

Data Processing & Appraisal

Data Editing

中央研究院人文社會科學研究中心調查研究專題中心所進行的資料整理方式，為不合理值檢核。

Accessibility

Contact(s)	學術調查研究資料庫(Survey Research Data Archive) (中央研究院人社中心調查研究專題中心), https://srda.sinica.edu.tw , srda@gate.sinica.edu.tw
Distributor(s)	學術調查研究資料庫(Survey Research Data Archive)
Depositor(s)	國立臺東大學

Access Conditions

標準版(一般會員、院內會員直接下載)

Files Description

Dataset contains 1 file(s)

data	
# Cases	629
# Variable(s)	48

Variables Group(s)

Dataset contains 4 group(s)

Group 學生基本資料							
#	Name	Label	Type	Format	Valid	Invalid	Question
1	sv1	問卷編號	discrete	character-5	629	0	-
2	sa1	SA1.性別	discrete	numeric-8.0	629	0	-
3	sa2	SA2.幾年級學生	discrete	numeric-8.0	629	0	-
4	sa31	SA3.曾經擔任班長	discrete	numeric-8.0	629	0	-
5	sa32	SA3.曾經擔任副班長	discrete	numeric-8.0	629	0	-
6	sa33	SA3.曾經擔任風紀股長	discrete	numeric-8.0	629	0	-
7	sa34	SA3.曾經擔任其他的股長	discrete	numeric-8.0	629	0	-
8	sa35	SA3.未擔任幹部	discrete	numeric-8.0	629	0	-
9	sa4	SA4.父親最高學歷	discrete	numeric-8.0	629	0	-
10	sa5	SA5.母親最高學歷	discrete	numeric-8.0	629	0	-
11	sa6	SA6.您的出生年次(民國)	continuous	numeric-8.0	629	0	-
12	sa7	SA7.您的學校類型	discrete	numeric-8.0	629	0	-

Group 學生問卷內容							
#	Name	Label	Type	Format	Valid	Invalid	Question
1	sb1	SB1.我覺得老師對於我們的許多規定是合理的	discrete	numeric-8.0	629	0	-
2	sb2	SB2.我覺得老師對於學生犯錯時處理的方法是可以令人接納的	discrete	numeric-8.0	629	0	-
3	sb3	SB3.我覺得老師對於學生犯錯時的處置，做得很好	discrete	numeric-8.0	629	0	-
4	sb6	SB6.我能表現禮讓行為	discrete	numeric-8.0	629	0	-
5	sb10	SB10.我做事負責盡職	discrete	numeric-8.0	629	0	-
6	sb14	SB14.我對人講求信用	discrete	numeric-8.0	629	0	-
7	sb17	SB17.我經常缺課	discrete	numeric-8.0	629	0	-
8	sb19	SB19.我經常破壞公物	discrete	numeric-8.0	629	0	-
9	sb20	SB20.我經常不遵守教室規範	discrete	numeric-8.0	629	0	-

Group 教師基本資料							
#	Name	Label	Type	Format	Valid	Invalid	Question
1	ta1	TA1.性別	discrete	numeric-8.0	629	0	-
2	ta2	TA2.服務年資	discrete	numeric-8.0	629	0	-
3	ta3	TA3.擔任職務	discrete	numeric-8.0	629	0	-
4	ta4	TA4.最高學歷	discrete	numeric-8.0	629	0	-
5	ta5	TA5.學校坐落區域	discrete	numeric-8.0	629	0	-

#	Name	Label	Type	Format	Valid	Invalid	Question
6	ta6	TA6.出生年次(民國)	continuous	numeric-8.0	629	0	-
7	ta7	TA7.我任教的學校類別	discrete	numeric-8.0	629	0	-
8	ta8	TA8.學校類型	discrete	numeric-8.0	629	0	-
9	ta9	TA9.本校班級數	continuous	numeric-8.0	629	0	-

Group 教師問卷內容

#	Name	Label	Type	Format	Valid	Invalid	Question
1	tb1	TB1.對於學生違規我會斥責學生錯誤行為	discrete	numeric-8.0	629	0	-
2	tb2	TB2.我會透過同儕壓力導正學生行為	discrete	numeric-8.0	629	0	-
3	tb3	TB3.學生犯錯，我會安排特別座位給犯錯學生	discrete	numeric-8.0	629	0	-
4	tb6	TB6.學生有錯我必定處罰	discrete	numeric-8.0	629	0	-
5	tb9	TB9.我會訂定班規要求學生遵守	discrete	numeric-8.0	629	0	-
6	tb10	TB10.我會採用民主程序訂定班規，但大家均需遵守	discrete	numeric-8.0	629	0	-
7	tb11	TB11.學生行為錯誤，均依班規處理	discrete	numeric-8.0	629	0	-
8	tb16	TB16.學生有錯教師應當給予正向行為示範	discrete	numeric-8.0	629	0	-
9	tb18	TB18.教師應當行為端正，成為學生行為的榜樣	discrete	numeric-8.0	629	0	-
10	tb19	TB19.學生有錯，我會鼓勵學生接受好的批評	discrete	numeric-8.0	629	0	-
11	tb20	TB20.學生有錯，我會導引學生注意同儕觀感	discrete	numeric-8.0	629	0	-
12	tb21	TB21.學生有錯，我會指導學生情緒控制	discrete	numeric-8.0	629	0	-
13	tb27	TB27.學生有錯我會尋求其他同學協助	discrete	numeric-8.0	629	0	-
14	tb29	TB29.學生有錯我會給予自新機會	discrete	numeric-8.0	629	0	-
15	tb30	TB30.學生有錯我會詢問其為何發生此錯誤...	discrete	numeric-8.0	629	0	-
16	tb31	TB31.學生錯誤行為我會給予表達意見的機會	discrete	numeric-8.0	629	0	-
17	tb32	TB32.學生有錯我會與輔導人員商量	discrete	numeric-8.0	629	0	-
18	tb33	TB33.學生有錯我會和校外專家討論	discrete	numeric-8.0	629	0	-

Variables Description

Dataset contains 48 variable(s)

File : data

sv1: 問卷編號

Information [Type= discrete] [Format=character] [Missing=*]

Statistics [NW/ W] [Valid=629 /-] [Invalid=0 /-]

Value	Label	Cases	Percentage
00301		1	0.2%
00302		1	0.2%
00303		1	0.2%
00304		1	0.2%
00305		1	0.2%
00306		1	0.2%
00307		1	0.2%
00308		1	0.2%
00309		1	0.2%
00310		1	0.2%
00401		1	0.2%
00402		1	0.2%
00403		1	0.2%
00404		1	0.2%
00405		1	0.2%
00406		1	0.2%
00407		1	0.2%
00408		1	0.2%
00409		1	0.2%
00410		1	0.2%
00501		1	0.2%
00502		1	0.2%
00503		1	0.2%
00504		1	0.2%
00505		1	0.2%
00506		1	0.2%
00507		1	0.2%
00508		1	0.2%
00601		1	0.2%
00602		1	0.2%
00603		1	0.2%
00604		1	0.2%
00605		1	0.2%
00606		1	0.2%
00607		1	0.2%
00608		1	0.2%
00609		1	0.2%
01301		1	0.2%
01302		1	0.2%
01303		1	0.2%
01304		1	0.2%

File : data

sv1: 問卷編號

Value	Label	Cases	Percentage	
01305		1		0.2%
01306		1		0.2%
01307		1		0.2%
01308		1		0.2%
01309		1		0.2%
01310		1		0.2%
01401		1		0.2%
01402		1		0.2%
01403		1		0.2%
01404		1		0.2%
01405		1		0.2%
01406		1		0.2%
01701		1		0.2%
01702		1		0.2%
01703		1		0.2%
01704		1		0.2%
01705		1		0.2%
01706		1		0.2%
01707		1		0.2%
01708		1		0.2%
01709		1		0.2%
01801		1		0.2%
01802		1		0.2%
01803		1		0.2%
01804		1		0.2%
01805		1		0.2%
01806		1		0.2%
01807		1		0.2%
01808		1		0.2%
01809		1		0.2%
01810		1		0.2%
01901		1		0.2%
01902		1		0.2%
01903		1		0.2%
01904		1		0.2%
01905		1		0.2%
01906		1		0.2%
01907		1		0.2%
01908		1		0.2%
01909		1		0.2%
02001		1		0.2%
02002		1		0.2%
02003		1		0.2%

File : data

sv1: 問卷編號

Value	Label	Cases	Percentage
02004		1	0.2%
02005		1	0.2%
02101		1	0.2%
02102		1	0.2%
02103		1	0.2%
02104		1	0.2%
02105		1	0.2%
02106		1	0.2%
02107		1	0.2%
02108		1	0.2%
02201		1	0.2%
02202		1	0.2%
02203		1	0.2%
02204		1	0.2%
02205		1	0.2%
02206		1	0.2%
02207		1	0.2%
02208		1	0.2%
02209		1	0.2%
02210		1	0.2%
02301		1	0.2%
02302		1	0.2%
02303		1	0.2%
02304		1	0.2%
02305		1	0.2%
02306		1	0.2%
02307		1	0.2%
02308		1	0.2%
02309		1	0.2%
02310		1	0.2%
02401		1	0.2%
02402		1	0.2%
02403		1	0.2%
02404		1	0.2%
02405		1	0.2%
02406		1	0.2%
02407		1	0.2%
03301		1	0.2%
03302		1	0.2%
03303		1	0.2%
03304		1	0.2%
03305		1	0.2%
03306		1	0.2%

File : data

sv1: 問卷編號

Value	Label	Cases	Percentage
03307		1	0.2%
03308		1	0.2%
03309		1	0.2%
03310		1	0.2%
03401		1	0.2%
03402		1	0.2%
03403		1	0.2%
03404		1	0.2%
03405		1	0.2%
03406		1	0.2%
03407		1	0.2%
03408		1	0.2%
03409		1	0.2%
03501		1	0.2%
03502		1	0.2%
03503		1	0.2%
03504		1	0.2%
03505		1	0.2%
03506		1	0.2%
03507		1	0.2%
03508		1	0.2%
03509		1	0.2%
03510		1	0.2%
03601		1	0.2%
03602		1	0.2%
03603		1	0.2%
03604		1	0.2%
03605		1	0.2%
03606		1	0.2%
03607		1	0.2%
03608		1	0.2%
03609		1	0.2%
03610		1	0.2%
03701		1	0.2%
03702		1	0.2%
03703		1	0.2%
03704		1	0.2%
03705		1	0.2%
03706		1	0.2%
03707		1	0.2%
03708		1	0.2%
03709		1	0.2%
03710		1	0.2%

File : data

sv1: 問卷編號

Value	Label	Cases	Percentage
03801		1	0.2%
03802		1	0.2%
03803		1	0.2%
03804		1	0.2%
03805		1	0.2%
03806		1	0.2%
03807		1	0.2%
03808		1	0.2%
03809		1	0.2%
03810		1	0.2%
03901		1	0.2%
03902		1	0.2%
03903		1	0.2%
03904		1	0.2%
03905		1	0.2%
03906		1	0.2%
03907		1	0.2%
03908		1	0.2%
03909		1	0.2%
03910		1	0.2%
04001		1	0.2%
04002		1	0.2%
04003		1	0.2%
04004		1	0.2%
04005		1	0.2%
04006		1	0.2%
04007		1	0.2%
04008		1	0.2%
04009		1	0.2%
04010		1	0.2%
04101		1	0.2%
04102		1	0.2%
04103		1	0.2%
04104		1	0.2%
04105		1	0.2%
04106		1	0.2%
04107		1	0.2%
04108		1	0.2%
04109		1	0.2%
04201		1	0.2%
04202		1	0.2%
04203		1	0.2%
04204		1	0.2%

File : data

sv1: 問卷編號

Value	Label	Cases	Percentage
04205		1	0.2%
04206		1	0.2%
04207		1	0.2%
04208		1	0.2%
04209		1	0.2%
04210		1	0.2%
04401		1	0.2%
04402		1	0.2%
04403		1	0.2%
04404		1	0.2%
04405		1	0.2%
04406		1	0.2%
04407		1	0.2%
04408		1	0.2%
04501		1	0.2%
04502		1	0.2%
04503		1	0.2%
04504		1	0.2%
04505		1	0.2%
04506		1	0.2%
04507		1	0.2%
04508		1	0.2%
04509		1	0.2%
04601		1	0.2%
04602		1	0.2%
04603		1	0.2%
04604		1	0.2%
04605		1	0.2%
04606		1	0.2%
04607		1	0.2%
04608		1	0.2%
04609		1	0.2%
04610		1	0.2%
04701		1	0.2%
04702		1	0.2%
04703		1	0.2%
04704		1	0.2%
04705		1	0.2%
04706		1	0.2%
04707		1	0.2%
04708		1	0.2%
04709		1	0.2%
04710		1	0.2%

File : data

sv1: 問卷編號

Value	Label	Cases	Percentage
04801		1	0.2%
04802		1	0.2%
04803		1	0.2%
04804		1	0.2%
04805		1	0.2%
04806		1	0.2%
04807		1	0.2%
04808		1	0.2%
05101		1	0.2%
05102		1	0.2%
05103		1	0.2%
05104		1	0.2%
05105		1	0.2%
05106		1	0.2%
05107		1	0.2%
05108		1	0.2%
05109		1	0.2%
05110		1	0.2%
05301		1	0.2%
05302		1	0.2%
05303		1	0.2%
05304		1	0.2%
05305		1	0.2%
05306		1	0.2%
05307		1	0.2%
05308		1	0.2%
05309		1	0.2%
05310		1	0.2%
05401		1	0.2%
05402		1	0.2%
05403		1	0.2%
05404		1	0.2%
05405		1	0.2%
05406		1	0.2%
05407		1	0.2%
05408		1	0.2%
05409		1	0.2%
05410		1	0.2%
05501		1	0.2%
05502		1	0.2%
05503		1	0.2%
05504		1	0.2%
05505		1	0.2%

File : data

sv1: 問卷編號

Value	Label	Cases	Percentage
05506		1	0.2%
05507		1	0.2%
05508		1	0.2%
05509		1	0.2%
05510		1	0.2%
05601		1	0.2%
05602		1	0.2%
05603		1	0.2%
05604		1	0.2%
05605		1	0.2%
05606		1	0.2%
05607		1	0.2%
05608		1	0.2%
05609		1	0.2%
05610		1	0.2%
05701		1	0.2%
05702		1	0.2%
05703		1	0.2%
05704		1	0.2%
05705		1	0.2%
05706		1	0.2%
05707		1	0.2%
05708		1	0.2%
05709		1	0.2%
05710		1	0.2%
05801		1	0.2%
05802		1	0.2%
05803		1	0.2%
05804		1	0.2%
05805		1	0.2%
05806		1	0.2%
05807		1	0.2%
05808		1	0.2%
05809		1	0.2%
05810		1	0.2%
05901		1	0.2%
05902		1	0.2%
05903		1	0.2%
05904		1	0.2%
05905		1	0.2%
05906		1	0.2%
05907		1	0.2%
05908		1	0.2%

File : data

sv1: 問卷編號

Value	Label	Cases	Percentage
05909		1	0.2%
05910		1	0.2%
06001		1	0.2%
06002		1	0.2%
06003		1	0.2%
06004		1	0.2%
06005		1	0.2%
06006		1	0.2%
06007		1	0.2%
06008		1	0.2%
06009		1	0.2%
06010		1	0.2%
06101		1	0.2%
06102		1	0.2%
06103		1	0.2%
06104		1	0.2%
06105		1	0.2%
06106		1	0.2%
06107		1	0.2%
06108		1	0.2%
06109		1	0.2%
06110		1	0.2%
06111		1	0.2%
06112		1	0.2%
06113		1	0.2%
06114		1	0.2%
06115		1	0.2%
06201		1	0.2%
06202		1	0.2%
06203		1	0.2%
06204		1	0.2%
06205		1	0.2%
06206		1	0.2%
06207		1	0.2%
06208		1	0.2%
06209		1	0.2%
06210		1	0.2%
06211		1	0.2%
06212		1	0.2%
06213		1	0.2%
06301		1	0.2%
06302		1	0.2%
06303		1	0.2%

File : data

sv1: 問卷編號

Value	Label	Cases	Percentage
06304		1	0.2%
06305		1	0.2%
06306		1	0.2%
06307		1	0.2%
06308		1	0.2%
06309		1	0.2%
06310		1	0.2%
06311		1	0.2%
06312		1	0.2%
06501		1	0.2%
06502		1	0.2%
06503		1	0.2%
06504		1	0.2%
06505		1	0.2%
06506		1	0.2%
06507		1	0.2%
06508		1	0.2%
06509		1	0.2%
06510		1	0.2%
06601		1	0.2%
06602		1	0.2%
06603		1	0.2%
06604		1	0.2%
06605		1	0.2%
06606		1	0.2%
06607		1	0.2%
06608		1	0.2%
06609		1	0.2%
06610		1	0.2%
06701		1	0.2%
06702		1	0.2%
06703		1	0.2%
06704		1	0.2%
06705		1	0.2%
06706		1	0.2%
06707		1	0.2%
06708		1	0.2%
06709		1	0.2%
06710		1	0.2%
06801		1	0.2%
06802		1	0.2%
06803		1	0.2%
06804		1	0.2%

File : data

sv1: 問卷編號

Value	Label	Cases	Percentage
06805		1	0.2%
06806		1	0.2%
06807		1	0.2%
06808		1	0.2%
06809		1	0.2%
06810		1	0.2%
07301		1	0.2%
07302		1	0.2%
07303		1	0.2%
07304		1	0.2%
07305		1	0.2%
07306		1	0.2%
07307		1	0.2%
07401		1	0.2%
07402		1	0.2%
07403		1	0.2%
07404		1	0.2%
07405		1	0.2%
07406		1	0.2%
07407		1	0.2%
07408		1	0.2%
07409		1	0.2%
07410		1	0.2%
07501		1	0.2%
07502		1	0.2%
07503		1	0.2%
07504		1	0.2%
07505		1	0.2%
07506		1	0.2%
07507		1	0.2%
07508		1	0.2%
07509		1	0.2%
07510		1	0.2%
07601		1	0.2%
07602		1	0.2%
07603		1	0.2%
07604		1	0.2%
07605		1	0.2%
07606		1	0.2%
07607		1	0.2%
07608		1	0.2%
07609		1	0.2%
07610		1	0.2%

File : data

sv1: 問卷編號

Value	Label	Cases	Percentage
08101		1	0.2%
08102		1	0.2%
08103		1	0.2%
08104		1	0.2%
08105		1	0.2%
08106		1	0.2%
08107		1	0.2%
08108		1	0.2%
08109		1	0.2%
08110		1	0.2%
08201		1	0.2%
08202		1	0.2%
08203		1	0.2%
08204		1	0.2%
08205		1	0.2%
08206		1	0.2%
08207		1	0.2%
08208		1	0.2%
08209		1	0.2%
08210		1	0.2%
08301		1	0.2%
08302		1	0.2%
08303		1	0.2%
08304		1	0.2%
08305		1	0.2%
08306		1	0.2%
08307		1	0.2%
08308		1	0.2%
08309		1	0.2%
08310		1	0.2%
08401		1	0.2%
08402		1	0.2%
08403		1	0.2%
08404		1	0.2%
08405		1	0.2%
08406		1	0.2%
08407		1	0.2%
08408		1	0.2%
08409		1	0.2%
08410		1	0.2%
08501		1	0.2%
08502		1	0.2%
08503		1	0.2%

File : data

sv1: 問卷編號

Value	Label	Cases	Percentage
08504		1	0.2%
08505		1	0.2%
08506		1	0.2%
08507		1	0.2%
08508		1	0.2%
08509		1	0.2%
08510		1	0.2%
08601		1	0.2%
08602		1	0.2%
08603		1	0.2%
08604		1	0.2%
08605		1	0.2%
08606		1	0.2%
08607		1	0.2%
08608		1	0.2%
08609		1	0.2%
08610		1	0.2%
08701		1	0.2%
08702		1	0.2%
08703		1	0.2%
08704		1	0.2%
08705		1	0.2%
08706		1	0.2%
08707		1	0.2%
08708		1	0.2%
08709		1	0.2%
08710		1	0.2%
08801		1	0.2%
08802		1	0.2%
08803		1	0.2%
08804		1	0.2%
08805		1	0.2%
08806		1	0.2%
08807		1	0.2%
08808		1	0.2%
08809		1	0.2%
08810		1	0.2%
08901		1	0.2%
08902		1	0.2%
08903		1	0.2%
08904		1	0.2%
08905		1	0.2%
08906		1	0.2%

File : data

sv1: 問卷編號

Value	Label	Cases	Percentage
08907		1	0.2%
08908		1	0.2%
08909		1	0.2%
08910		1	0.2%
09001		1	0.2%
09002		1	0.2%
09003		1	0.2%
09004		1	0.2%
09005		1	0.2%
09006		1	0.2%
09007		1	0.2%
09008		1	0.2%
09009		1	0.2%
09010		1	0.2%
09101		1	0.2%
09102		1	0.2%
09103		1	0.2%
09104		1	0.2%
09105		1	0.2%
09106		1	0.2%
09107		1	0.2%
09108		1	0.2%
09109		1	0.2%
09110		1	0.2%
09201		1	0.2%
09202		1	0.2%
09203		1	0.2%
09204		1	0.2%
09205		1	0.2%
09206		1	0.2%
09207		1	0.2%
09208		1	0.2%
09209		1	0.2%
09210		1	0.2%
09701		1	0.2%
09702		1	0.2%
09703		1	0.2%
09704		1	0.2%
09705		1	0.2%
09706		1	0.2%
09707		1	0.2%
09708		1	0.2%
09709		1	0.2%

File : data

sv1: 問卷編號

Value	Label	Cases	Percentage
09801		1	0.2%
09802		1	0.2%
09803		1	0.2%
09804		1	0.2%
09805		1	0.2%
09806		1	0.2%
09807		1	0.2%
09808		1	0.2%
09809		1	0.2%
09810		1	0.2%
09901		1	0.2%
09902		1	0.2%
09903		1	0.2%
09904		1	0.2%
09905		1	0.2%
09906		1	0.2%
09907		1	0.2%
09908		1	0.2%
09909		1	0.2%
10001		1	0.2%
10002		1	0.2%
10003		1	0.2%
10004		1	0.2%
10005		1	0.2%
10006		1	0.2%
10007		1	0.2%
10008		1	0.2%
10009		1	0.2%
10010		1	0.2%

Warning: these figures indicate the number of cases found in the data file. They cannot be interpreted as summary statistics of the population of interest.

sa1: SA1.性別

Information		[Type= discrete] [Format=numeric] [Range= 1-99] [Missing=*]	
Statistics [NW/ W]		[Valid=629 /-] [Invalid=0 /-]	
Value	Label	Cases	Percentage
1	男	262	<div></div> 41.7%
2	女	359	<div></div> 57.1%
99	遺漏值	8	<div></div> 1.3%

Warning: these figures indicate the number of cases found in the data file. They cannot be interpreted as summary statistics of the population of interest.

sa2: SA2.幾年級學生

Information	[Type= discrete] [Format=numeric] [Range= 1-99] [Missing=*]
Statistics [NW/ W]	[Valid=629 /-] [Invalid=0 /-]

File : data

sa2: SA2.幾年級學生

Value	Label	Cases	Percentage
1	1 年級	0	
2	2年級	16	<div><div></div></div> 2.5%
3	3年級	34	<div><div></div></div> 5.4%
4	4年級	78	<div><div></div></div> 12.4%
5	5年級	225	<div><div></div></div> 35.8%
6	6年級	39	<div><div></div></div> 6.2%
7	7年級	83	<div><div></div></div> 13.2%
8	8年級	128	<div><div></div></div> 20.3%
9	9年級	23	<div><div></div></div> 3.7%
99	遺漏值	3	<div><div></div></div> 0.5%

Warning: these figures indicate the number of cases found in the data file. They cannot be interpreted as summary statistics of the population of interest.

sa31: SA3.曾經擔任班長

Information	[Type= discrete] [Format=numeric] [Range= 1-99] [Missing=*]		
Statistics [NW/ W]	[Valid=629 /-] [Invalid=0 /-]		
Value	Label	Cases	Percentage
1	是	200	<div><div></div></div> 31.8%
2	否	425	<div><div></div></div> 67.6%
99	遺漏值	4	<div><div></div></div> 0.6%

Warning: these figures indicate the number of cases found in the data file. They cannot be interpreted as summary statistics of the population of interest.

sa32: SA3.曾經擔任副班長

Information	[Type= discrete] [Format=numeric] [Range= 1-99] [Missing=*]		
Statistics [NW/ W]	[Valid=629 /-] [Invalid=0 /-]		
Value	Label	Cases	Percentage
1	是	141	<div><div></div></div> 22.4%
2	否	484	<div><div></div></div> 76.9%
99	遺漏值	4	<div><div></div></div> 0.6%

Warning: these figures indicate the number of cases found in the data file. They cannot be interpreted as summary statistics of the population of interest.

sa33: SA3.曾經擔任風紀股長

Information	[Type= discrete] [Format=numeric] [Range= 1-99] [Missing=*]		
Statistics [NW/ W]	[Valid=629 /-] [Invalid=0 /-]		
Value	Label	Cases	Percentage
1	是	134	<div><div></div></div> 21.3%
2	否	491	<div><div></div></div> 78.1%
99	遺漏值	4	<div><div></div></div> 0.6%

Warning: these figures indicate the number of cases found in the data file. They cannot be interpreted as summary statistics of the population of interest.

sa34: SA3.曾經擔任其他的股長

Information	[Type= discrete] [Format=numeric] [Range= 1-99] [Missing=*]		
Statistics [NW/ W]	[Valid=629 /-] [Invalid=0 /-]		
Value	Label	Cases	Percentage
1	是	342	<div><div></div></div> 54.4%

File : data

sa34: SA3.曾經擔任其他的股長

Value	Label	Cases	Percentage
2	否	283	<div><div></div></div> 45.0%
99	遺漏值	4	<div><div></div></div> 0.6%

Warning: these figures indicate the number of cases found in the data file. They cannot be interpreted as summary statistics of the population of interest.

sa35: SA3.未擔任幹部

Information	[Type= discrete] [Format=numeric] [Range= 1-99] [Missing=*]
Statistics [NW/ W]	[Valid=629 /-] [Invalid=0 /-]

Value	Label	Cases	Percentage
1	是	109	<div><div></div></div> 17.3%
2	否	516	<div><div></div></div> 82.0%
99	遺漏值	4	<div><div></div></div> 0.6%

Warning: these figures indicate the number of cases found in the data file. They cannot be interpreted as summary statistics of the population of interest.

sa4: SA4.父親最高學歷

Information	[Type= discrete] [Format=numeric] [Range= 1-99] [Missing=*]
Statistics [NW/ W]	[Valid=629 /-] [Invalid=0 /-]

Value	Label	Cases	Percentage
1	高中及高中以下	336	<div><div></div></div> 53.4%
2	專科	109	<div><div></div></div> 17.3%
3	大學	106	<div><div></div></div> 16.9%
4	碩士	38	<div><div></div></div> 6.0%
5	博士	11	<div><div></div></div> 1.7%
99	遺漏值	29	<div><div></div></div> 4.6%

Warning: these figures indicate the number of cases found in the data file. They cannot be interpreted as summary statistics of the population of interest.

sa5: SA5.母親最高學歷

Information	[Type= discrete] [Format=numeric] [Range= 1-99] [Missing=*]
Statistics [NW/ W]	[Valid=629 /-] [Invalid=0 /-]

Value	Label	Cases	Percentage
1	高中及高中以下	330	<div><div></div></div> 52.5%
2	專科	93	<div><div></div></div> 14.8%
3	大學	131	<div><div></div></div> 20.8%
4	碩士	32	<div><div></div></div> 5.1%
5	博士	7	<div><div></div></div> 1.1%
99	遺漏值	36	<div><div></div></div> 5.7%

Warning: these figures indicate the number of cases found in the data file. They cannot be interpreted as summary statistics of the population of interest.

sa6: SA6.您的出生年次(民國)

Information	[Type= continuous] [Format=numeric] [Range= 89-999] [Missing=*]
Statistics [NW/ W]	[Valid=629 /-] [Invalid=0 /-]

Value	Label	Cases	Percentage
999	遺漏值	5	<div><div></div></div> 100.0%

Warning: these figures indicate the number of cases found in the data file. They cannot be interpreted as summary statistics of the population of interest.

File : data			
# sa7: SA7.您的學校類型			
Information	[Type= discrete] [Format=numeric] [Range= 1-2] [Missing=*]		
Statistics [NW/ W]	[Valid=629 /-] [Invalid=0 /-]		
Value	Label	Cases	Percentage
1	私立學校	0	
2	公立學校	629	100.0%
Warning: these figures indicate the number of cases found in the data file. They cannot be interpreted as summary statistics of the population of interest.			
# sb1: SB1.我覺得老師對於我們的許多規定是合理的			
Information	[Type= discrete] [Format=numeric] [Range= 1-99] [Missing=*]		
Statistics [NW/ W]	[Valid=629 /-] [Invalid=0 /-]		
Value	Label	Cases	Percentage
1	不同意	12	1.9%
2	還算不同意	8	1.3%
3	還算同意	118	18.8%
4	同意	227	36.1%
5	非常同意	263	41.8%
99	遺漏值	1	0.2%
Warning: these figures indicate the number of cases found in the data file. They cannot be interpreted as summary statistics of the population of interest.			
# sb2: SB2.我覺得老師對於學生犯錯時處理的方法是可以令人接納的			
Information	[Type= discrete] [Format=numeric] [Range= 1-99] [Missing=*]		
Statistics [NW/ W]	[Valid=629 /-] [Invalid=0 /-]		
Value	Label	Cases	Percentage
1	不同意	15	2.4%
2	還算不同意	16	2.5%
3	還算同意	137	21.8%
4	同意	229	36.4%
5	非常同意	230	36.6%
99	遺漏值	2	0.3%
Warning: these figures indicate the number of cases found in the data file. They cannot be interpreted as summary statistics of the population of interest.			
# sb3: SB3.我覺得老師對於學生犯錯時的處置，做得很好			
Information	[Type= discrete] [Format=numeric] [Range= 1-99] [Missing=*]		
Statistics [NW/ W]	[Valid=629 /-] [Invalid=0 /-]		
Value	Label	Cases	Percentage
1	不同意	16	2.5%
2	還算不同意	31	4.9%
3	還算同意	167	26.6%
4	同意	186	29.6%
5	非常同意	226	35.9%
99	遺漏值	3	0.5%
Warning: these figures indicate the number of cases found in the data file. They cannot be interpreted as summary statistics of the population of interest.			
# sb6: SB6.我能表現禮讓行為			
Information	[Type= discrete] [Format=numeric] [Range= 1-99] [Missing=*]		

File : data

sb6: SB6.我能表現禮讓行為

Statistics [NW/ W] [Valid=629 /-] [Invalid=0 /-]

Value	Label	Cases	Percentage
1	很少這樣	9	1.4%
2	每月會有1次	9	1.4%
3	每隔幾週會有1-2次	100	15.9%
4	每週1-2次	242	38.5%
5	每週3-5次以上	267	42.4%
99	遺漏值	2	0.3%

Warning: these figures indicate the number of cases found in the data file. They cannot be interpreted as summary statistics of the population of interest.

sb10: SB10.我做事負責盡職

Information [Type= discrete] [Format=numeric] [Range= 1-99] [Missing=*]

Statistics [NW/ W] [Valid=629 /-] [Invalid=0 /-]

Value	Label	Cases	Percentage
1	很少這樣	5	0.8%
2	每月會有1次	13	2.1%
3	每隔幾週會有1-2次	128	20.3%
4	每週1-2次	227	36.1%
5	每週3-5次以上	249	39.6%
99	遺漏值	7	1.1%

Warning: these figures indicate the number of cases found in the data file. They cannot be interpreted as summary statistics of the population of interest.

sb14: SB14.我對人講求信用

Information [Type= discrete] [Format=numeric] [Range= 1-99] [Missing=*]

Statistics [NW/ W] [Valid=629 /-] [Invalid=0 /-]

Value	Label	Cases	Percentage
1	很少這樣	9	1.4%
2	每月會有1次	11	1.7%
3	每隔幾週會有1-2次	109	17.3%
4	每週1-2次	222	35.3%
5	每週3-5次以上	269	42.8%
99	遺漏值	9	1.4%

Warning: these figures indicate the number of cases found in the data file. They cannot be interpreted as summary statistics of the population of interest.

sb17: SB17.我經常缺課

Information [Type= discrete] [Format=numeric] [Range= 1-99] [Missing=*]

Statistics [NW/ W] [Valid=629 /-] [Invalid=0 /-]

Value	Label	Cases	Percentage
1	很少這樣	502	79.8%
2	每月會有1次	68	10.8%
3	每隔幾週會有1-2次	31	4.9%
4	每週1-2次	8	1.3%
5	每週3-5次以上	17	2.7%
99	遺漏值	3	0.5%





Warning: these figures indicate the number of cases found in the data file. They cannot be interpreted as summary statistics of the population of interest.

File : data			
# sb19: SB19.我經常破壞公物			
Information	[Type= discrete] [Format=numeric] [Range= 1-99] [Missing=*]		
Statistics [NW/ W]	[Valid=629 /-] [Invalid=0 /-]		
Value	Label	Cases	Percentage
1	很少這樣	513	<div><div></div></div> 81.6%
2	每月會有1次	78	<div><div></div></div> 12.4%
3	每隔幾週會有1-2次	17	<div><div></div></div> 2.7%
4	每週1-2次	8	<div><div></div></div> 1.3%
5	每週3-5次以上	11	<div><div></div></div> 1.7%
99	遺漏值	2	<div><div></div></div> 0.3%
Warning: these figures indicate the number of cases found in the data file. They cannot be interpreted as summary statistics of the population of interest.			
# sb20: SB20.我經常不遵守教室規範			
Information	[Type= discrete] [Format=numeric] [Range= 1-99] [Missing=*]		
Statistics [NW/ W]	[Valid=629 /-] [Invalid=0 /-]		
Value	Label	Cases	Percentage
1	很少這樣	450	<div><div></div></div> 71.5%
2	每月會有1次	112	<div><div></div></div> 17.8%
3	每隔幾週會有1-2次	31	<div><div></div></div> 4.9%
4	每週1-2次	15	<div><div></div></div> 2.4%
5	每週3-5次以上	17	<div><div></div></div> 2.7%
99	遺漏值	4	<div><div></div></div> 0.6%
Warning: these figures indicate the number of cases found in the data file. They cannot be interpreted as summary statistics of the population of interest.			
# ta1: TA1.性別			
Information	[Type= discrete] [Format=numeric] [Range= 1-99] [Missing=*]		
Statistics [NW/ W]	[Valid=629 /-] [Invalid=0 /-]		
Value	Label	Cases	Percentage
1	男	262	<div><div></div></div> 41.7%
2	女	357	<div><div></div></div> 56.8%
99	遺漏值	10	<div><div></div></div> 1.6%
Warning: these figures indicate the number of cases found in the data file. They cannot be interpreted as summary statistics of the population of interest.			
# ta2: TA2.服務年資			
Information	[Type= discrete] [Format=numeric] [Range= 1-5] [Missing=*]		
Statistics [NW/ W]	[Valid=629 /-] [Invalid=0 /-]		
Value	Label	Cases	Percentage
1	5年以下	68	<div><div></div></div> 10.8%
2	6~10 年	83	<div><div></div></div> 13.2%
3	11~15 年	211	<div><div></div></div> 33.5%
4	16~20年	103	<div><div></div></div> 16.4%
5	21年以上	164	<div><div></div></div> 26.1%
Warning: these figures indicate the number of cases found in the data file. They cannot be interpreted as summary statistics of the population of interest.			
# ta3: TA3.擔任職務			
Information	[Type= discrete] [Format=numeric] [Range= 1-4] [Missing=*]		

File : data			
# ta3: TA3.擔任職務			
Statistics [NW/ W]		[Valid=629 /-] [Invalid=0 /-]	
Value	Label	Cases	Percentage
1	導師	556	<div><div></div></div> 88.4%
2	專任(科任)教師	10	<div><div></div></div> 1.6%
3	教師兼組長(或副組長)	33	<div><div></div></div> 5.2%
4	教師兼主任	30	<div><div></div></div> 4.8%
Warning: these figures indicate the number of cases found in the data file. They cannot be interpreted as summary statistics of the population of interest.			
# ta4: TA4.最高學歷			
Information		[Type= discrete] [Format=numeric] [Range= 1-5] [Missing=*]	
Statistics [NW/ W]		[Valid=629 /-] [Invalid=0 /-]	
Value	Label	Cases	Percentage
1	一般性大學畢業	140	<div><div></div></div> 22.3%
2	教育類大學或教育學院畢業	139	<div><div></div></div> 22.1%
3	教育類碩士畢(肄)業	232	<div><div></div></div> 36.9%
4	非教育類碩士畢(肄)業	98	<div><div></div></div> 15.6%
5	博士畢業(或博士班)	20	<div><div></div></div> 3.2%
Warning: these figures indicate the number of cases found in the data file. They cannot be interpreted as summary statistics of the population of interest.			
# ta5: TA5.學校坐落區域			
Information		[Type= discrete] [Format=numeric] [Range= 1-10] [Missing=*]	
Statistics [NW/ W]		[Valid=629 /-] [Invalid=0 /-]	
Value	Label	Cases	Percentage
1	桃園市	59	<div><div></div></div> 9.4%
2	台南市	17	<div><div></div></div> 2.7%
3	南投縣	16	<div><div></div></div> 2.5%
4	雲林縣	56	<div><div></div></div> 8.9%
5	屏東縣	144	<div><div></div></div> 22.9%
6	嘉義縣	35	<div><div></div></div> 5.6%
7	台中市	104	<div><div></div></div> 16.5%
8	花蓮縣	50	<div><div></div></div> 7.9%
9	高雄市	80	<div><div></div></div> 12.7%
10	台東縣	68	<div><div></div></div> 10.8%
Warning: these figures indicate the number of cases found in the data file. They cannot be interpreted as summary statistics of the population of interest.			
# ta6: TA6.出生年次(民國)			
Information		[Type= continuous] [Format=numeric] [Range= 45-999] [Missing=*]	
Statistics [NW/ W]		[Valid=629 /-] [Invalid=0 /-]	
Value	Label	Cases	Percentage
999	遺漏值	6	<div><div></div></div> 100.0%
Warning: these figures indicate the number of cases found in the data file. They cannot be interpreted as summary statistics of the population of interest.			
# ta7: TA7.我任教的學校類別			
Information		[Type= discrete] [Format=numeric] [Range= 1-99] [Missing=*]	
Statistics [NW/ W]		[Valid=629 /-] [Invalid=0 /-]	

File : data


ta7: TA7.我任教的學校類別

Value	Label	Cases	Percentage
1	城市國中	76	 12.1%
2	鄉村國中	159	 25.3%
3	城市國小	116	 18.4%
4	鄉村國小	265	 42.1%
99	遺漏值	13	 2.1%

Warning: these figures indicate the number of cases found in the data file. They cannot be interpreted as summary statistics of the population of interest.

ta8: TA8.學校類型

Information	[Type= discrete] [Format=numeric] [Range= 1-2] [Missing=*]
Statistics [NW/ W]	[Valid=629 /-] [Invalid=0 /-]

Value	Label	Cases	Percentage
1	私立學校	0	
2	公立學校	629	 100.0%

Warning: these figures indicate the number of cases found in the data file. They cannot be interpreted as summary statistics of the population of interest.

ta9: TA9.本校班級數





Information	[Type= continuous] [Format=numeric] [Range= 1-99] [Missing=*]
Statistics [NW/ W]	[Valid=629 /-] [Invalid=0 /-]

Value	Label	Cases	Percentage
99	遺漏值	30	 100.0%

Warning: these figures indicate the number of cases found in the data file. They cannot be interpreted as summary statistics of the population of interest.

tb1: TB1.對於學生違規我會斥責學生錯誤行為





Information	[Type= discrete] [Format=numeric] [Range= 1-5] [Missing=*]
Statistics [NW/ W]	[Valid=629 /-] [Invalid=0 /-]

Value	Label	Cases	Percentage
1	不同意	0	
2	還算不同意	15	 2.4%
3	還算同意	140	 22.3%
4	同意	305	 48.5%
5	非常同意	169	 26.9%

Warning: these figures indicate the number of cases found in the data file. They cannot be interpreted as summary statistics of the population of interest.













tb2: TB2.我會透過同儕壓力導正學生行為

Information	[Type= discrete] [Format=numeric] [Range= 1-5] [Missing=*]
Statistics [NW/ W]	[Valid=629 /-] [Invalid=0 /-]

Value	Label	Cases	Percentage
1	不同意	0	
2	還算不同意	26	 4.1%
3	還算同意	219	 34.8%
4	同意	272	 43.2%
5	非常同意	112	 17.8%

Warning: these figures indicate the number of cases found in the data file. They cannot be interpreted as summary statistics of the population of interest.

File : data			
# tb3: TB3. 學生犯錯，我會安排特別座位給犯錯學生			
Information	[Type= discrete] [Format=numeric] [Range= 1-5] [Missing=*]		
Statistics [NW/ W]	[Valid=629 /-] [Invalid=0 /-]		
Value	Label	Cases	Percentage
1	不同意	104	16.5%
2	還算不同意	222	35.3%
3	還算同意	177	28.1%
4	同意	97	15.4%
5	非常同意	29	4.6%
Warning: these figures indicate the number of cases found in the data file. They cannot be interpreted as summary statistics of the population of interest.			
# tb6: TB6. 學生有錯我必定處罰			
Information	[Type= discrete] [Format=numeric] [Range= 1-5] [Missing=*]		
Statistics [NW/ W]	[Valid=629 /-] [Invalid=0 /-]		
Value	Label	Cases	Percentage
1	不同意	0	
2	還算不同意	56	8.9%
3	還算同意	305	48.5%
4	同意	193	30.7%
5	非常同意	75	11.9%
Warning: these figures indicate the number of cases found in the data file. They cannot be interpreted as summary statistics of the population of interest.			
# tb9: TB9. 我會訂定班規要求學生遵守			
Information	[Type= discrete] [Format=numeric] [Range= 1-5] [Missing=*]		
Statistics [NW/ W]	[Valid=629 /-] [Invalid=0 /-]		
Value	Label	Cases	Percentage
1	不同意	0	
2	還算不同意	30	4.8%
3	還算同意	171	27.2%
4	同意	249	39.6%
5	非常同意	179	28.5%
Warning: these figures indicate the number of cases found in the data file. They cannot be interpreted as summary statistics of the population of interest.			
# tb10: TB10. 我會採用民主程序訂定班規，但大家均需遵守			
Information	[Type= discrete] [Format=numeric] [Range= 1-5] [Missing=*]		
Statistics [NW/ W]	[Valid=629 /-] [Invalid=0 /-]		
Value	Label	Cases	Percentage
1	不同意	0	
2	還算不同意	87	13.8%
3	還算同意	171	27.2%
4	同意	193	30.7%
5	非常同意	178	28.3%
Warning: these figures indicate the number of cases found in the data file. They cannot be interpreted as summary statistics of the population of interest.			
# tb11: TB11. 學生行為錯誤，均依班規處理			
Information	[Type= discrete] [Format=numeric] [Range= 1-5] [Missing=*]		

File : data			
# tb11: TB11. 學生行為錯誤，均依班規處理			
Statistics [NW/ W]		[Valid=629 /-] [Invalid=0 /-]	
Value	Label	Cases	Percentage
1	不同意	10	 1.6%
2	還算不同意	97	 15.4%
3	還算同意	209	 33.2%
4	同意	210	 33.4%
5	非常同意	103	 16.4%
<i>Warning: these figures indicate the number of cases found in the data file. They cannot be interpreted as summary statistics of the population of interest.</i>			
# tb16: TB16. 學生有錯教師應當給予正向行為示範			
Information		[Type= discrete] [Format=numeric] [Range= 1-5] [Missing=*]	
Statistics [NW/ W]		[Valid=629 /-] [Invalid=0 /-]	
Value	Label	Cases	Percentage
1	不同意	0	
2	還算不同意	0	
3	還算同意	48	 7.6%
4	同意	268	 42.6%
5	非常同意	313	 49.8%
<i>Warning: these figures indicate the number of cases found in the data file. They cannot be interpreted as summary statistics of the population of interest.</i>			
# tb18: TB18. 教師應當行為端正，成為學生行為的榜樣			
Information		[Type= discrete] [Format=numeric] [Range= 1-5] [Missing=*]	
Statistics [NW/ W]		[Valid=629 /-] [Invalid=0 /-]	
Value	Label	Cases	Percentage
1	不同意	0	
2	還算不同意	0	
3	還算同意	38	 6.0%
4	同意	170	 27.0%
5	非常同意	421	 66.9%
<i>Warning: these figures indicate the number of cases found in the data file. They cannot be interpreted as summary statistics of the population of interest.</i>			
# tb19: TB19. 學生有錯，我會鼓勵學生接受好的批評			
Information		[Type= discrete] [Format=numeric] [Range= 1-5] [Missing=*]	
Statistics [NW/ W]		[Valid=629 /-] [Invalid=0 /-]	
Value	Label	Cases	Percentage
1	不同意	0	
2	還算不同意	0	
3	還算同意	69	 11.0%
4	同意	347	 55.2%
5	非常同意	213	 33.9%
<i>Warning: these figures indicate the number of cases found in the data file. They cannot be interpreted as summary statistics of the population of interest.</i>			
# tb20: TB20. 學生有錯，我會導引學生注意同儕觀感			
Information		[Type= discrete] [Format=numeric] [Range= 1-5] [Missing=*]	
Statistics [NW/ W]		[Valid=629 /-] [Invalid=0 /-]	

File : data

tb20: TB20.學生有錯，我會導引學生注意同儕觀感

Value	Label	Cases	Percentage
1	不同意	0	
2	還算不同意	10	1.6%
3	還算同意	64	10.2%
4	同意	380	60.4%
5	非常同意	175	27.8%

Warning: these figures indicate the number of cases found in the data file. They cannot be interpreted as summary statistics of the population of interest.

tb21: TB21.學生有錯，我會指導學生情緒控制

Information	[Type= discrete] [Format=numeric] [Range= 1-5] [Missing=*]
Statistics [NW/ W]	[Valid=629 /-] [Invalid=0 /-]

Value	Label	Cases	Percentage
1	不同意	0	
2	還算不同意	13	2.1%
3	還算同意	44	7.0%
4	同意	371	59.0%
5	非常同意	201	32.0%

Warning: these figures indicate the number of cases found in the data file. They cannot be interpreted as summary statistics of the population of interest.

tb27: TB27.學生有錯我會尋求其他同學協助

Information	[Type= discrete] [Format=numeric] [Range= 1-5] [Missing=*]
Statistics [NW/ W]	[Valid=629 /-] [Invalid=0 /-]

Value	Label	Cases	Percentage
1	不同意	15	2.4%
2	還算不同意	71	11.3%
3	還算同意	133	21.1%
4	同意	334	53.1%
5	非常同意	76	12.1%

Warning: these figures indicate the number of cases found in the data file. They cannot be interpreted as summary statistics of the population of interest.

tb29: TB29.學生有錯我會給予自新機會

Information	[Type= discrete] [Format=numeric] [Range= 1-5] [Missing=*]
Statistics [NW/ W]	[Valid=629 /-] [Invalid=0 /-]

Value	Label	Cases	Percentage
1	不同意	15	2.4%
2	還算不同意	0	
3	還算同意	8	1.3%
4	同意	292	46.4%
5	非常同意	314	49.9%





Warning: these figures indicate the number of cases found in the data file. They cannot be interpreted as summary statistics of the population of interest.

tb30: TB30.學生有錯我會詢問其為何發生此錯誤....

Information	[Type= discrete] [Format=numeric] [Range= 1-5] [Missing=*]
Statistics [NW/ W]	[Valid=629 /-] [Invalid=0 /-]

File : data





tb30: TB30.學生有錯我會詢問其為何發生此錯誤...

Value	Label	Cases	Percentage
1	不同意	15	 2.4%
2	還算不同意	0	
3	還算同意	38	 6.0%
4	同意	238	 37.8%
5	非常同意	338	 53.7%

Warning: these figures indicate the number of cases found in the data file. They cannot be interpreted as summary statistics of the population of interest.

tb31: TB31.學生錯誤行為我會給予表達意見的機會






Information	[Type= discrete] [Format=numeric] [Range= 1-5] [Missing=*]
Statistics [NW/ W]	[Valid=629 /-] [Invalid=0 /-]

Value	Label	Cases	Percentage
1	不同意	15	 2.4%
2	還算不同意	0	
3	還算同意	8	 1.3%
4	同意	241	 38.3%
5	非常同意	365	 58.0%

Warning: these figures indicate the number of cases found in the data file. They cannot be interpreted as summary statistics of the population of interest.

tb32: TB32.學生有錯我會與輔導人員商量






Information	[Type= discrete] [Format=numeric] [Range= 1-5] [Missing=*]
Statistics [NW/ W]	[Valid=629 /-] [Invalid=0 /-]

Value	Label	Cases	Percentage
1	不同意	25	 4.0%
2	還算不同意	63	 10.0%
3	還算同意	250	 39.7%
4	同意	223	 35.5%
5	非常同意	68	 10.8%

Warning: these figures indicate the number of cases found in the data file. They cannot be interpreted as summary statistics of the population of interest.

tb33: TB33.學生有錯我會和校外專家討論

Information	[Type= discrete] [Format=numeric] [Range= 1-99] [Missing=*]
Statistics [NW/ W]	[Valid=629 /-] [Invalid=0 /-]

Value	Label	Cases	Percentage
1	不同意	90	 14.3%
2	還算不同意	259	 41.2%
3	還算同意	211	 33.5%
4	同意	59	 9.4%
5	非常同意	0	
99	遺漏值	10	 1.6%

Warning: these figures indicate the number of cases found in the data file. They cannot be interpreted as summary statistics of the population of interest.