

台灣 (Taiwan, ROC)

周玉慧, 中央研究院民族學研究所

權與角力：夫妻間之權力與互動歷程探討

Study Documentation

May 5, 2021

Metadata Production

| | |
|-----------------------------|---|
| Metadata Producer(s) | 學術調查研究資料庫(Survey Research Data Archive) (SRDA) , 中央研究院人社中心調查研究專題中心, DDI文件製作 |
| Production Date | May 15, 2020 |
| Version | 2.0版, 參考IHSN Nesstar Template修改 |
| Identification | E10356 |

Table of Contents

| | |
|----------------------------------|----|
| Overview..... | 4 |
| Scope & Coverage..... | 4 |
| Producers & Sponsors..... | 4 |
| Data Collection..... | 5 |
| Data Processing & Appraisal..... | 5 |
| Accessibility..... | 5 |
| Files Description..... | 6 |
| data1..... | 6 |
| data2..... | 6 |
| Variables Group(s)..... | 7 |
| data1..... | 7 |
| data2..... | 7 |
| 問卷資料..... | 7 |
| 個人資料..... | 7 |
| 父母狀況..... | 8 |
| 父親基本資料..... | 9 |
| 母親基本資料..... | 9 |
| 對太太的情感、感覺..... | 9 |
| 對太太的看法..... | 10 |
| 夫妻間的情形..... | 11 |
| 對婚姻的看法..... | 11 |
| 家庭事務決定..... | 12 |
| 和太太相處情形..... | 13 |
| 家事分工..... | 13 |
| 本人描述..... | 14 |
| 這一年夫妻困擾..... | 14 |
| 和太太協調溝通..... | 17 |
| 太太實際幫助..... | 19 |
| 拜託太太幫助..... | 19 |
| 對太太實際幫助..... | 21 |
| 夫妻相處態度..... | 21 |
| 太太對您..... | 21 |
| 您對太太..... | 22 |
| 夫妻性生活..... | 23 |
| 整體婚姻狀況..... | 23 |
| 問卷資料..... | 24 |
| 個人資料..... | 24 |
| 父母狀況..... | 25 |
| 父親基本資料..... | 26 |
| 母親基本資料..... | 26 |
| 對先生的情感、感覺..... | 26 |
| 對先生的看法..... | 27 |
| 夫妻間的情形..... | 28 |
| 對婚姻的看法..... | 28 |
| 家庭事務決定..... | 29 |
| 和先生相處情形..... | 30 |
| 家事分工..... | 30 |
| 本人描述..... | 31 |
| 這一年夫妻困擾..... | 31 |
| 和先生協調溝通..... | 34 |
| 先生實際幫助..... | 36 |
| 拜託先生幫助..... | 36 |
| 對先生實際幫助..... | 38 |
| 夫妻相處態度..... | 38 |

| | |
|-----------------------------------|------------|
| 先生對您..... | 38 |
| 您對先生..... | 39 |
| 夫妻性生活..... | 40 |
| 整體婚姻狀況..... | 40 |
| <u>Variables Description.....</u> | <u>42</u> |
| <u>data1.....</u> | <u>43</u> |
| <u>data2.....</u> | <u>145</u> |

權與角力：夫妻間之權力與互動歷程探討

Power and Powering: Marital Power and Interaction Processes in Married Couples

| Overview | |
|--|-------------------------------------|
| Type | 無 |
| Identification | E10356 |
| Version | Production Date: 2022-08-01 v1.0 |
| Abstract <p>此計畫採取多重整合的歷程觀點，探討夫妻間權力的基礎內涵、運作形式、運作機制、多層面的影響後果，以及夫妻間權力的細緻流動變化歷程。基本上立足於權力基礎—權力過程—權力結果的觀點，從權力的來源基礎作為觀察夫妻互動與互動後果的起始點，採取多元多層面的權力基礎，以配偶知覺感受評估的角度來檢視夫妻在婚姻關係中擁有的權力。一方面以量化形式統計方法整合權力過程與權力結果的關聯，一方面採取夫妻配對深度訪談方式，呈現不同權力類型的夫妻如何在相處互動中展現豐富具特色的權力過程。此計畫為兩年期計畫，採取問卷面訪調查量性與詮釋式質性的多元方法，第一年採取量性研究典範，透過滾雪球方式，蒐集大台北地區342對臺灣已婚夫妻的問卷面訪調查資料，發現此342對夫妻的權力來源可區分為「雙強制型」「雙多元型」「夫多元型」及「妻多元型」四類型，分別佔9.49、23.84、23.50及43.16。且此四類型夫妻不論在婚姻態度、支持接受度、衝突度、衝突因應策略、自主性或婚姻品質等各方面，均出現顯著差異，「雙多元型」夫妻的態度、互動、行為及婚姻評價均最為良好，「夫多元型」夫妻或「妻多元型」夫妻居中，而「雙強制型」夫妻相對較差。第二年採取質性研究典範，就第一年的四類型夫妻各抽取若干對，最後獲得「雙強制型」5對、「雙多元型」8對、「夫多元型」11對、「妻多元型」11對，合計35對夫妻的參與。透過一對一深度訪談，得到極為豐富的訪談資料。進行逐字稿之概念抽取後，此四類型夫妻展現的權力來源頗有各自特色，而夫妻在面對衝突時的互動方式以及彼此進行權力運作的層面可分為配偶與原生家庭間的調適、子女教養、金錢、工作、性格差異與不良習慣、交友、傳統性別角色的認同與挑戰、對婚姻的失望後悔等八個層面，展現深刻意涵。</p> | |
| Kind of Data | 抽查 |
| Unit of Analysis | 家戶 |

| Scope & Coverage | |
|-------------------------------------|------------------|
| Time Period(s) | 2014 |
| Countries | 台灣 (Taiwan, ROC) |
| Geographic Coverage 大台北地區 | |
| Universe 大台北地區已婚夫妻 | |

| Producers & Sponsors | |
|-------------------------|-----------------|
| Primary Investigator(s) | 周玉慧，中央研究院民族學研究所 |
| Other Producer(s) | 中央研究院民族學研究所 |
| Funding Agency/ies | 科技部 |

| Data Collection | |
|------------------------------|------------------------------------|
| Data Collection Dates | start 2014-08-29 end 2014-11-09 |
| Time Period(s) | start 2014-08-01 end 2016-07-31 |
| Data Collection Mode | 面對面訪問 |

| Data Processing & Appraisal | |
|--|--|
| Data Editing | 中央研究院人文社會科學研究中心調查研究專題中心所進行的資料整理方式，為不合理值檢核。 |

| Accessibility | |
|--------------------------|---|
| Contact(s) | 學術調查研究資料庫(Survey Research Data Archive) (中央研究院人社中心調查研究專題中心), https://srda.sinica.edu.tw , srda@gate.sinica.edu.tw |
| Distributor(s) | 學術調查研究資料庫(Survey Research Data Archive) |
| Depositor(s) | 中央研究院民族學研究所 |
| Access Conditions | 標準版(一般會員、院內會員直接下載) |

Files Description

Dataset contains 2 file(s)

| data1 | |
|---------------|-----|
| # Cases | 342 |
| # Variable(s) | 393 |

| data2 | |
|---------------|-----|
| # Cases | 342 |
| # Variable(s) | 393 |

Variables Group(s)

Dataset contains 48 group(s)

| Group data1 | |
|-------------|--|
| Subgroup(s) | 問卷資料，個人資料，父母狀況，對太太的情感、感覺，對太太的看法，夫妻間的情形，對婚姻的看法，家庭事務決定，和太太相處情形，家事分工，本人描述，這一年夫妻困擾，和太太協調溝通，太太實際幫助，拜託太太幫助，對太太實際幫助，夫妻相處態度，夫妻性生活，整體婚姻狀況 |

| Group data2 | |
|-------------|--|
| Subgroup(s) | 問卷資料，個人資料，父母狀況，對先生的情感、感覺，對先生的看法，夫妻間的情形，對婚姻的看法，家庭事務決定，和先生相處情形，家事分工，本人描述，這一年夫妻困擾，和先生協調溝通，先生實際幫助，拜託先生幫助，對先生實際幫助，夫妻相處態度，夫妻性生活，整體婚姻狀況 |

| Group 問卷資料 | | | | | | | |
|------------|----------|-----------|------------|-------------|-------|---------|----------|
| # | Name | Label | Type | Format | Valid | Invalid | Question |
| 1 | husband | 丈夫問卷 | discrete | character-6 | 342 | 0 | - |
| 2 | hactyear | 執行年 | continuous | numeric-2.0 | 342 | 0 | - |
| 3 | wim | 問卷執行方法 | discrete | character-6 | 342 | 0 | - |
| 4 | hid | 受訪者編碼(四碼) | continuous | numeric-4.0 | 342 | 0 | - |
| 5 | hyear | 問卷填答日期(年) | continuous | numeric-3.0 | 342 | 0 | - |
| 6 | hmonth | 問卷填答日期(月) | discrete | numeric-2.0 | 342 | 0 | - |
| 7 | hdate | 問卷填答日期(日) | continuous | numeric-2.0 | 342 | 0 | - |

| Group 個人資料 | | | | | | | |
|------------|----------|----------------|------------|-------------|-------|---------|----------|
| # | Name | Label | Type | Format | Valid | Invalid | Question |
| 1 | hage | 請問您的年齡(足歲) | continuous | numeric-2.0 | 342 | 0 | - |
| 2 | hnative | 籍貫 | discrete | numeric-1.0 | 342 | 0 | - |
| 3 | hedu | 教育程度 | discrete | numeric-1.0 | 342 | 0 | - |
| 4 | hjob | 工作情形 | discrete | numeric-1.0 | 342 | 0 | - |
| 5 | hjobname | 職業 | continuous | numeric-2.0 | 342 | 0 | - |
| 6 | hjobday | 每週工作天 | discrete | numeric-1.0 | 342 | 0 | - |
| 7 | hjobhour | 每個工作天平均工作小時 | discrete | numeric-2.0 | 342 | 0 | - |
| 8 | hrelig | 宗教信仰 | discrete | numeric-1.0 | 342 | 0 | - |
| 9 | hsib1 | 兄弟姊妹人數: 兄 | discrete | numeric-2.0 | 342 | 0 | - |
| 10 | hsib2 | 兄弟姊妹人數: 姊 | discrete | numeric-2.0 | 342 | 0 | - |
| 11 | hsib3 | 兄弟姊妹人數: 弟 | discrete | numeric-2.0 | 342 | 0 | - |
| 12 | hsib4 | 兄弟姊妹人數: 妹 | discrete | numeric-2.0 | 342 | 0 | - |
| 13 | hmaryear | 您和太太的結婚年月(民國年) | continuous | numeric-3.0 | 342 | 0 | - |
| 14 | hmarday | 您和太太的結婚年月(月) | discrete | numeric-2.0 | 342 | 0 | - |

| # | Name | Label | Type | Format | Valid | Invalid | Question |
|----|----------|-----------------------------|------------|-------------|-------|---------|----------|
| 15 | hdec | 您和太太在討論家裡的事情時, 主要由誰掌握決定權 | discrete | numeric-1.0 | 342 | 0 | - |
| 16 | hkeep | 家裡的經濟大權, 主要由誰掌管 | discrete | numeric-1.0 | 342 | 0 | - |
| 17 | htalk | 您和太太平時談話的狀況 | discrete | numeric-1.0 | 342 | 0 | - |
| 18 | hchinum | 請問您共有幾個孩子 | discrete | numeric-2.0 | 342 | 0 | - |
| 19 | hchiboy | 共有幾個男孩 | discrete | numeric-1.0 | 342 | 0 | - |
| 20 | hchigirl | 共有幾個女孩 | discrete | numeric-1.0 | 342 | 0 | - |
| 21 | hc1sex | 老大性別 | discrete | numeric-1.0 | 342 | 0 | - |
| 22 | hc1age | 老大足歲 | continuous | numeric-2.0 | 342 | 0 | - |
| 23 | hc2sex | 老二性別 | discrete | numeric-1.0 | 342 | 0 | - |
| 24 | hc2age | 老二足歲 | continuous | numeric-2.0 | 342 | 0 | - |
| 25 | hfamily1 | 同住家人: 太太 | discrete | numeric-1.0 | 342 | 0 | - |
| 26 | hfamily2 | 同住家人: 自己父親 | discrete | numeric-1.0 | 342 | 0 | - |
| 27 | hfamily3 | 同住家人: 自己母親 | discrete | numeric-1.0 | 342 | 0 | - |
| 28 | hfamily4 | 同住家人: 自己兄弟姊妹 | discrete | numeric-1.0 | 342 | 0 | - |
| 29 | hfamily5 | 同住家人: 太太的父親 | discrete | numeric-1.0 | 342 | 0 | - |
| 30 | hfamily6 | 同住家人: 太太的母親 | discrete | numeric-1.0 | 342 | 0 | - |
| 31 | hfamily7 | 同住家人: 太太的兄弟姊妹 | discrete | numeric-1.0 | 342 | 0 | - |
| 32 | hfamily8 | 同住家人: 子女 | discrete | numeric-1.0 | 342 | 0 | - |
| 33 | hfamily9 | 同住家人: 其它, 請說明 | discrete | numeric-1.0 | 342 | 0 | - |
| 34 | hmartime | 包括您現在的婚姻, 請問您總共結婚幾次 | discrete | numeric-1.0 | 342 | 0 | - |
| 35 | hmartar | 對象是否為同一人 | discrete | numeric-1.0 | 342 | 0 | - |
| 36 | hmarend | 您的前一次婚姻如何結束的 | discrete | numeric-1.0 | 342 | 0 | - |
| 37 | hmarcond | 您目前的婚姻狀況為何 | discrete | numeric-1.0 | 342 | 0 | - |
| 38 | hfina | 和大多數的家庭比較起來, 您覺得您家現在的經濟情況如何 | discrete | numeric-1.0 | 342 | 0 | - |
| 39 | hincome | 您家庭每月平均收入大約 | discrete | numeric-2.0 | 342 | 0 | - |

Group 父母狀況

| Subgroup(s) | | 父親基本資料, 母親基本資料 | | | | | |
|-------------|--------|---------------------------------|----------|-------------|-------|---------|----------|
| # | Name | Label | Type | Format | Valid | Invalid | Question |
| 1 | hplev | 在您成長過程中, 您家和別人比較起來, 您家的生活水準如何 | discrete | numeric-1.0 | 342 | 0 | - |
| 2 | hpdec | 在您的印象中, 您父母在討論家裡的事情時, 主要由誰掌握決定權 | discrete | numeric-1.0 | 342 | 0 | - |
| 3 | hpkeep | 在您印象中, 家裡的經濟大權, 主要由誰掌管 | discrete | numeric-1.0 | 342 | 0 | - |
| 4 | hptalk | 在您印象中, 您父母平時談話的狀況 | discrete | numeric-1.0 | 342 | 0 | - |

| # | Name | Label | Type | Format | Valid | Invalid | Question |
|---|--------|-------------------|----------|-------------|-------|---------|----------|
| 5 | hpcare | 您父母親會互相關心彼此嗎 | discrete | numeric-1.0 | 342 | 0 | - |
| 6 | hpcon | 他們常常發生衝突嗎 | discrete | numeric-1.0 | 342 | 0 | - |
| 7 | hmrel | 您和您父母親之間的關係如何: 母親 | discrete | numeric-1.0 | 342 | 0 | - |
| 8 | hfrel | 您和您父母親之間的關係如何: 父親 | discrete | numeric-1.0 | 342 | 0 | - |

Group 父親基本資料

| # | Name | Label | Type | Format | Valid | Invalid | Question |
|---|----------|--------------------|------------|-------------|-------|---------|----------|
| 1 | hfedu | 父親: 教育程度 | discrete | numeric-1.0 | 342 | 0 | - |
| 2 | hfnative | 父親: 籍貫 | discrete | numeric-1.0 | 342 | 0 | - |
| 3 | hflive | 父親: 是否健在 | discrete | numeric-1.0 | 342 | 0 | - |
| 4 | hfage | 父親: 現年(歲) | continuous | numeric-3.0 | 342 | 0 | - |
| 5 | hfcont | 父親: 聯絡情形 | discrete | numeric-1.0 | 342 | 0 | - |
| 6 | hfhealth | 父親: 健康情形 | discrete | numeric-1.0 | 342 | 0 | - |
| 7 | hfmoney | 父親: 您有沒有給父親生活費或零花費 | discrete | numeric-1.0 | 342 | 0 | - |

Group 母親基本資料

| # | Name | Label | Type | Format | Valid | Invalid | Question |
|---|----------|--------------------|------------|-------------|-------|---------|----------|
| 1 | hmedu | 母親: 教育程度 | discrete | numeric-1.0 | 342 | 0 | - |
| 2 | hmnative | 母親: 籍貫 | discrete | numeric-1.0 | 342 | 0 | - |
| 3 | hmlive | 母親: 是否健在 | discrete | numeric-1.0 | 342 | 0 | - |
| 4 | hmage | 母親: 現年(歲) | continuous | numeric-3.0 | 342 | 0 | - |
| 5 | hmcont | 母親: 聯絡情形 | discrete | numeric-1.0 | 342 | 0 | - |
| 6 | hmhealth | 母親: 健康情形 | discrete | numeric-1.0 | 342 | 0 | - |
| 7 | hmmoney | 母親: 您有沒有給母親生活費或零花費 | discrete | numeric-1.0 | 342 | 0 | - |

Group 對太太的情感、感覺

| # | Name | Label | Type | Format | Valid | Invalid | Question |
|---|--------|---------------------------|----------|-------------|-------|---------|----------|
| 1 | hfeel1 | 和她比起來, 對這個家我覺得自己做的比較少 | discrete | numeric-1.0 | 342 | 0 | - |
| 2 | hfeel2 | 為了這個家, 她默默地承受一般人所不能承受的壓力 | discrete | numeric-1.0 | 342 | 0 | - |
| 3 | hfeel3 | 只要有能力, 我一定不計代價回報她對這個家的付出 | discrete | numeric-1.0 | 342 | 0 | - |
| 4 | hfeel4 | 只要想到這些年她為我做的一切, 我就會覺得非常感動 | discrete | numeric-1.0 | 342 | 0 | - |
| 5 | hfeel5 | 她對我很好, 讓我有欠一份情的感覺 | discrete | numeric-1.0 | 342 | 0 | - |
| 6 | hfeel6 | 在所有人當中, 她陪伴我度過最多的困境 | discrete | numeric-1.0 | 342 | 0 | - |

| # | Name | Label | Type | Format | Valid | Invalid | Question |
|----|----------|-----------------------|----------|-------------|-------|---------|----------|
| 7 | hfeel7 | 我們有很多話題可以聊 | discrete | numeric-1.0 | 342 | 0 | - |
| 8 | hfeel8 | 我們有很多一同經歷的特殊體驗 | discrete | numeric-1.0 | 342 | 0 | - |
| 9 | hfeel9 | 我們很享受兩人獨處的時間 | discrete | numeric-1.0 | 342 | 0 | - |
| 10 | hfeel10 | 我很喜歡我們之間表達情意的方 | discrete | numeric-1.0 | 342 | 0 | - |
| 11 | hfeel11 | 我能從她那學到許多我所不足的能力 | discrete | numeric-1.0 | 342 | 0 | - |
| 12 | hfeel12 | 身為她的配偶,我特別覺得驕傲 | discrete | numeric-1.0 | 342 | 0 | - |
| 13 | hfeel13 | 我很高興能有一個個性這麼好的太太 | discrete | numeric-1.0 | 342 | 0 | - |
| 14 | hfeel14 | 時間越久,我越能感受到她與眾不同的優點 | discrete | numeric-1.0 | 342 | 0 | - |
| 15 | hfeel15 | 她的為人處世受到我親友極大的肯定 | discrete | numeric-1.0 | 342 | 0 | - |
| 16 | hfeel16 | 我們能完全了解對方的需求 | discrete | numeric-1.0 | 342 | 0 | - |
| 17 | hfeel17 | 我們都能完全信賴對方 | discrete | numeric-1.0 | 342 | 0 | - |
| 18 | hfeel18 | 我們都會將心底最深處的感受告訴對方 | discrete | numeric-1.0 | 342 | 0 | - |
| 19 | hfeel19 | 我們將彼此視為生命最重要的人 | discrete | numeric-1.0 | 342 | 0 | - |
| 20 | hfeel20 | 即使不說出來,我們也能了解對方的心意 | discrete | numeric-1.0 | 342 | 0 | - |
| 21 | hsextime | 請問,過去一年來,您和太太太多常發生性行為 | discrete | numeric-1.0 | 342 | 0 | - |

Group 對太太的看法

| # | Name | Label | Type | Format | Valid | Invalid | Question |
|----|---------|---------------------|----------|-------------|-------|---------|----------|
| 1 | hbase1 | 她的為人處世,很值得我學習 | discrete | numeric-1.0 | 342 | 0 | - |
| 2 | hbase2 | 什麼事情我都想和她談,聽她的建議 | discrete | numeric-1.0 | 342 | 0 | - |
| 3 | hbase3 | 我欽佩她,希望能成為像她一樣的人 | discrete | numeric-1.0 | 342 | 0 | - |
| 4 | hbase4 | 如果不順她的意,她會生氣擺臉色 | discrete | numeric-1.0 | 342 | 0 | - |
| 5 | hbase5 | 她很嚴厲,令人害怕 | discrete | numeric-1.0 | 342 | 0 | - |
| 6 | hbase6 | 如果不聽從她,她會大聲怒罵甚至動手打人 | discrete | numeric-1.0 | 342 | 0 | - |
| 7 | hbase7 | 她的外表很吸引人 | discrete | numeric-1.0 | 342 | 0 | - |
| 8 | hbase8 | 我覺得她讓我很有面子 | discrete | numeric-1.0 | 342 | 0 | - |
| 9 | hbase9 | 和她在一起,讓我很快樂、輕鬆、自在 | discrete | numeric-1.0 | 342 | 0 | - |
| 10 | hbase10 | 她會欣賞我、稱讚我 | discrete | numeric-1.0 | 342 | 0 | - |
| 11 | hbase11 | 她很有魅力 | discrete | numeric-1.0 | 342 | 0 | - |

| # | Name | Label | Type | Format | Valid | Invalid | Question |
|----|---------|--------------------------------|----------|-------------|-------|---------|----------|
| 12 | hbase12 | 她很會理財 | discrete | numeric-1.0 | 342 | 0 | - |
| 13 | hbase13 | 她很善於溝通 | discrete | numeric-1.0 | 342 | 0 | - |
| 14 | hbase14 | 她很會處理安排日常瑣事 | discrete | numeric-1.0 | 342 | 0 | - |
| 15 | hbase15 | 她對教育小孩很有一套 | discrete | numeric-1.0 | 342 | 0 | - |
| 16 | hbase16 | 她的見聞、知識廣博 | discrete | numeric-1.0 | 342 | 0 | - |
| 17 | hbase17 | 我很相信她對事物的判斷 | discrete | numeric-1.0 | 342 | 0 | - |
| 18 | hbase18 | 她很會收集各種資訊 | discrete | numeric-1.0 | 342 | 0 | - |
| 19 | hbase19 | 她認為婚後太太應該以先生為主 | discrete | numeric-1.0 | 342 | 0 | - |
| 20 | hbase20 | 她認同「嫁雞隨雞, 嫁狗隨狗」的觀念 | discrete | numeric-1.0 | 342 | 0 | - |
| 21 | hbase21 | 她認為「先生負責賺錢養家, 太太負責家務」是很理想的分工方式 | discrete | numeric-1.0 | 342 | 0 | - |

Group 夫妻間的情形

| # | Name | Label | Type | Format | Valid | Invalid | Question |
|---|---------|----------------------|----------|-------------|-------|---------|----------|
| 1 | husband | 丈夫問卷 | discrete | character-6 | 342 | 0 | - |
| 2 | hcomp1 | 比較您和太太間的情況: 相愛程度 | discrete | numeric-1.0 | 342 | 0 | - |
| 3 | hcomp2 | 比較您和太太間的情況: 結婚獲益 | discrete | numeric-1.0 | 342 | 0 | - |
| 4 | hcomp3 | 比較您和太太間的情況: 彼此需要程度 | discrete | numeric-1.0 | 342 | 0 | - |
| 5 | hcomp4 | 比較您和太太間的情況: 父母家庭經濟 | discrete | numeric-1.0 | 342 | 0 | - |
| 6 | hcomp5 | 比較您和太太間的情況: 手足親戚來往情形 | discrete | numeric-1.0 | 342 | 0 | - |

Group 對婚姻的看法

| # | Name | Label | Type | Format | Valid | Invalid | Question |
|---|---------|---------------------------|----------|-------------|-------|---------|----------|
| 1 | hattit1 | 結婚後一切應該以男方家庭為重 | discrete | numeric-1.0 | 341 | 1 | - |
| 2 | hattit2 | 結婚後最好與男方父母同住 | discrete | numeric-1.0 | 341 | 1 | - |
| 3 | hattit3 | 即使婚後沒有與夫家父母同住, 也應該經常回夫家探望 | discrete | numeric-1.0 | 341 | 1 | - |
| 4 | hattit4 | 結婚後太太應該以先生為主 | discrete | numeric-1.0 | 341 | 1 | - |
| 5 | hattit5 | 結婚後最好生一個兒子以傳宗接代 | discrete | numeric-1.0 | 341 | 1 | - |
| 6 | hattit6 | 我認同中國傳統「嫁雞隨雞, 嫁狗隨狗」的觀念 | discrete | numeric-1.0 | 341 | 1 | - |
| 7 | hattit7 | 兒子比女兒更應該負起奉養父母的責任 | discrete | numeric-1.0 | 341 | 1 | - |
| 8 | hattit8 | 結婚後最好住在夫家附近 | discrete | numeric-1.0 | 341 | 1 | - |

| # | Name | Label | Type | Format | Valid | Invalid | Question |
|----|-----------|---------------------------------|----------|-------------|-------|---------|----------|
| 9 | hattit9 | 先生負責賺錢養家,太太負責家務是很理想的分工方式 | discrete | numeric-1.0 | 341 | 1 | - |
| 10 | hattit10 | 在家庭中,先生與太太應該有一樣的發言及決定權 | discrete | numeric-1.0 | 341 | 1 | - |
| 11 | hattit11 | 侍奉公婆是妻子的責任 | discrete | numeric-1.0 | 341 | 1 | - |
| 12 | hattit12 | 夫妻雙方都要擔起子女教養的責任 | discrete | numeric-1.0 | 341 | 1 | - |
| 13 | hattit13 | 結婚後雙方仍要保有個人的生活空間 | discrete | numeric-1.0 | 341 | 1 | - |
| 14 | hattit14 | 當個人事業與照顧家人之間發生衝突時,為人妻者應以照顧家人為優先 | discrete | numeric-1.0 | 341 | 1 | - |
| 15 | hattit15 | 先生的學歷或收入一定要比太太高 | discrete | numeric-1.0 | 341 | 1 | - |
| 16 | hattit16 | 雙方家庭的生活習慣不同會對婚姻生活造成不良影響 | discrete | numeric-1.0 | 341 | 1 | - |
| 17 | hattit17 | 雙方家庭的處事態度不同會對婚姻生活造成不良影響 | discrete | numeric-1.0 | 341 | 1 | - |
| 18 | hattit18 | 雙方家庭中家人互動方式的不同會對婚姻生活造成不良影響 | discrete | numeric-1.0 | 341 | 1 | - |
| 19 | hattit19 | 雙方家庭對財務處理的觀念不同會對婚姻生活造成不良影響 | discrete | numeric-1.0 | 341 | 1 | - |
| 20 | hattit20 | 夫妻有相似的家庭背景是良好婚姻關係的基礎 | discrete | numeric-1.0 | 341 | 1 | - |
| 21 | hconcept1 | 男人應負責賺錢養家,太太該負責家務 | discrete | numeric-1.0 | 341 | 1 | - |
| 22 | hconcept2 | 如果夫妻間已經沒有愛情,就應該離婚 | discrete | numeric-1.0 | 341 | 1 | - |
| 23 | hconcept3 | 男女之間只要彼此有深刻愛情,即使未婚也可以發生性關係 | discrete | numeric-1.0 | 341 | 1 | - |
| 24 | hconcept4 | 為了子女,父母應該自我犧牲 | discrete | numeric-1.0 | 341 | 1 | - |
| 25 | hconcept5 | 照顧父母是長男的責任 | discrete | numeric-1.0 | 341 | 1 | - |
| 26 | hconcept6 | 當父母年老無法自顧時,子女應與父母同住 | discrete | numeric-1.0 | 341 | 1 | - |

Group 家庭事務決定

| # | Name | Label | Type | Format | Valid | Invalid | Question |
|---|-------|----------------------------|----------|-------------|-------|---------|----------|
| 1 | hdec1 | 這項家庭事務通常由誰決定:先生的職業(或工作選擇) | discrete | numeric-1.0 | 342 | 0 | - |
| 2 | hdec2 | 這項家庭事務通常由誰決定:太太是否外出工作或改變工作 | discrete | numeric-1.0 | 342 | 0 | - |
| 3 | hdec3 | 這項家庭事務通常由誰決定:家用支出的分配 | discrete | numeric-1.0 | 342 | 0 | - |

| # | Name | Label | Type | Format | Valid | Invalid | Question |
|----|--------|------------------------------|----------|-------------|-------|---------|----------|
| 4 | hdec4 | 這項家庭事務通常由誰決定:儲蓄、投資、保險等 | discrete | numeric-1.0 | 342 | 0 | - |
| 5 | hdec5 | 這項家庭事務通常由誰決定:一般婚喪喜慶時賀禮或奠儀的數額 | discrete | numeric-1.0 | 342 | 0 | - |
| 6 | hdec6 | 這項家庭事務通常由誰決定:買賣房地產 | discrete | numeric-1.0 | 342 | 0 | - |
| 7 | hdec7 | 這項家庭事務通常由誰決定:有關搬家方面 | discrete | numeric-1.0 | 342 | 0 | - |
| 8 | hdec8 | 這項家庭事務通常由誰決定:要不要與上一代同住 | discrete | numeric-1.0 | 342 | 0 | - |
| 9 | hdec9 | 這項家庭事務通常由誰決定:奉養父母的方式 | discrete | numeric-1.0 | 342 | 0 | - |
| 10 | hdec10 | 這項家庭事務通常由誰決定:生幾個孩子 | discrete | numeric-1.0 | 342 | 0 | - |
| 11 | hdec11 | 這項家庭事務通常由誰決定:娛樂休閒活動的計畫 | discrete | numeric-1.0 | 342 | 0 | - |
| 12 | hdec12 | 這項家庭事務通常由誰決定:家事的分配 | discrete | numeric-1.0 | 342 | 0 | - |
| 13 | hdec13 | 這項家庭事務通常由誰決定:家中的佈置、傢俱的選購 | discrete | numeric-1.0 | 342 | 0 | - |
| 14 | hdec14 | 這項家庭事務通常由誰決定:子女上那間學校、那間才藝班 | discrete | numeric-1.0 | 342 | 0 | - |
| 15 | hdec15 | 這項家庭事務通常由誰決定:子女管教問題 | discrete | numeric-1.0 | 342 | 0 | - |
| 16 | hdec16 | 這項家庭事務通常由誰決定:子女學業及升學問題 | discrete | numeric-1.0 | 342 | 0 | - |

Group 和太太相處情形

| # | Name | Label | Type | Format | Valid | Invalid | Question |
|---|--------|----------------------|----------|-------------|-------|---------|----------|
| 1 | hfree1 | 我太太給我所需要的自由。 | discrete | numeric-1.0 | 342 | 0 | - |
| 2 | hfree2 | 我太太讓我自己做決定。 | discrete | numeric-1.0 | 342 | 0 | - |
| 3 | hfree3 | 即使我和她的意見不一致,她也覺得沒關係。 | discrete | numeric-1.0 | 342 | 0 | - |
| 4 | hfree4 | 讓我去做任何我想做的事情。 | discrete | numeric-1.0 | 342 | 0 | - |
| 5 | hfree5 | 我多半自己做出決定,不需詢問我太太。 | discrete | numeric-1.0 | 342 | 0 | - |
| 6 | hfree6 | 如果情況所需,我能夠獨立完成該做的事。 | discrete | numeric-1.0 | 342 | 0 | - |
| 7 | hfree7 | 我有自己的興趣嗜好。 | discrete | numeric-1.0 | 342 | 0 | - |
| 8 | hfree8 | 我身邊有許多支持我的朋友。 | discrete | numeric-1.0 | 342 | 0 | - |

Group 家事分工

| # | Name | Label | Type | Format | Valid | Invalid | Question |
|---|------|-------|------|--------|-------|---------|----------|
|---|------|-------|------|--------|-------|---------|----------|

| # | Name | Label | Type | Format | Valid | Invalid | Question |
|----|----------|--------------------|----------|-------------|-------|---------|----------|
| 1 | hhwork1 | 這項家事主要由誰來做:照顧孩子 | discrete | numeric-1.0 | 342 | 0 | - |
| 2 | hhwork2 | 這項家事主要由誰來做:煮飯作菜 | discrete | numeric-1.0 | 342 | 0 | - |
| 3 | hhwork3 | 這項家事主要由誰來做:清洗碗盤 | discrete | numeric-1.0 | 342 | 0 | - |
| 4 | hhwork4 | 這項家事主要由誰來做:照顧車子 | discrete | numeric-1.0 | 342 | 0 | - |
| 5 | hhwork5 | 這項家事主要由誰來做:清洗衣物 | discrete | numeric-1.0 | 342 | 0 | - |
| 6 | hhwork6 | 這項家事主要由誰來做:倒垃圾 | discrete | numeric-1.0 | 342 | 0 | - |
| 7 | hhwork7 | 這項家事主要由誰來做:擦洗窗戶 | discrete | numeric-1.0 | 342 | 0 | - |
| 8 | hhwork8 | 這項家事主要由誰來做:買菜 | discrete | numeric-1.0 | 342 | 0 | - |
| 9 | hhwork9 | 這項家事主要由誰來做:清掃、清潔整理 | discrete | numeric-1.0 | 342 | 0 | - |
| 10 | hhwork10 | 這項家事主要由誰來做:陪孩子作功課 | discrete | numeric-1.0 | 342 | 0 | - |
| 11 | hhwork11 | 這項家事主要由誰來做:修理水電 | discrete | numeric-1.0 | 342 | 0 | - |
| 12 | hhwork12 | 這項家事主要由誰來做:買日用品 | discrete | numeric-1.0 | 342 | 0 | - |

Group 本人描述

| # | Name | Label | Type | Format | Valid | Invalid | Question |
|---|--------|----------------------|----------|-------------|-------|---------|----------|
| 1 | hself1 | 我沒有辦法解決自己的某些問題 | discrete | numeric-1.0 | 342 | 0 | - |
| 2 | hself2 | 我沒有辦法控制發生在我身上的事 | discrete | numeric-1.0 | 342 | 0 | - |
| 3 | hself3 | 要處理生活上的種種問題時,讓我感到很無力 | discrete | numeric-1.0 | 342 | 0 | - |
| 4 | hself4 | 我用積極樂觀的態度看待我自己 | discrete | numeric-1.0 | 342 | 0 | - |
| 5 | hself5 | 我覺得我是個有價值(有用)的人 | discrete | numeric-1.0 | 342 | 0 | - |
| 6 | hself6 | 我沒有很多值得驕傲的事情 | discrete | numeric-1.0 | 342 | 0 | - |
| 7 | hself7 | 我很滿意我自己 | discrete | numeric-1.0 | 342 | 0 | - |
| 8 | hself8 | 我有時候覺得自己很沒有用 | discrete | numeric-1.0 | 342 | 0 | - |
| 9 | hself9 | 有時候我會認為自己一無是處 | discrete | numeric-1.0 | 342 | 0 | - |

Group 這一年夫妻困擾

| # | Name | Label | Type | Format | Valid | Invalid | Question |
|---|------|-------|------|--------|-------|---------|----------|
|---|------|-------|------|--------|-------|---------|----------|

| # | Name | Label | Type | Format | Valid | Invalid | Question |
|----|---------|-------------------------------------|----------|-------------|-------|---------|----------|
| 1 | hconf1 | 這項事情有無發生並造成你的困擾:太太只顧工作、不顧家人。 | discrete | numeric-1.0 | 342 | 0 | - |
| 2 | hconf2 | 這項事情有無發生並造成你的困擾:太太把工作上的不愉快帶回家。 | discrete | numeric-1.0 | 342 | 0 | - |
| 3 | hconf3 | 這項事情有無發生並造成你的困擾:太太因為工作應酬而晚回家。 | discrete | numeric-1.0 | 342 | 0 | - |
| 4 | hconf4 | 這項事情有無發生並造成你的困擾:為了我是否出外工作或改變工作而起爭執。 | discrete | numeric-1.0 | 342 | 0 | - |
| 5 | hconf5 | 這項事情有無發生並造成你的困擾:兩人無法一起從事休閒活動。 | discrete | numeric-1.0 | 342 | 0 | - |
| 6 | hconf6 | 這項事情有無發生並造成你的困擾:家事如何分工。 | discrete | numeric-1.0 | 342 | 0 | - |
| 7 | hconf7 | 這項事情有無發生並造成你的困擾:兩人生活作息差異大。 | discrete | numeric-1.0 | 342 | 0 | - |
| 8 | hconf8 | 這項事情有無發生並造成你的困擾:太太抽煙。 | discrete | numeric-1.0 | 342 | 0 | - |
| 9 | hconf9 | 這項事情有無發生並造成你的困擾:太太喝酒。 | discrete | numeric-1.0 | 342 | 0 | - |
| 10 | hconf10 | 這項事情有無發生並造成你的困擾:太太賭博。 | discrete | numeric-1.0 | 342 | 0 | - |
| 11 | hconf11 | 這項事情有無發生並造成你的困擾:太太沉迷於上網。 | discrete | numeric-1.0 | 342 | 0 | - |
| 12 | hconf12 | 這項事情有無發生並造成你的困擾:性生活不協調。 | discrete | numeric-1.0 | 342 | 0 | - |
| 13 | hconf13 | 這項事情有無發生並造成你的困擾:為了養寵物、照料寵物而起爭執。 | discrete | numeric-1.0 | 342 | 0 | - |
| 14 | hconf14 | 這項事情有無發生並造成你的困擾:太太不了解我的感受,不關心我。 | discrete | numeric-1.0 | 342 | 0 | - |
| 15 | hconf15 | 這項事情有無發生並造成你的困擾:太太不守約定。 | discrete | numeric-1.0 | 342 | 0 | - |
| 16 | hconf16 | 這項事情有無發生並造成你的困擾:太太態度、語氣不好。 | discrete | numeric-1.0 | 342 | 0 | - |
| 17 | hconf17 | 這項事情有無發生並造成你的困擾:兩人飲食偏好差異大。 | discrete | numeric-1.0 | 342 | 0 | - |
| 18 | hconf18 | 這項事情有無發生並造成你的困擾:兩人興趣不同。 | discrete | numeric-1.0 | 342 | 0 | - |
| 19 | hconf19 | 這項事情有無發生並造成你的困擾:價值觀不同,或對某些事看法不同。 | discrete | numeric-1.0 | 342 | 0 | - |
| 20 | hconf20 | 這項事情有無發生並造成你的困擾:個性不合。 | discrete | numeric-1.0 | 342 | 0 | - |

| # | Name | Label | Type | Format | Valid | Invalid | Question |
|----|---------|-------------------------------------|----------|-------------|-------|---------|----------|
| 21 | hconf21 | 這項事情有無發生並造成你的困擾: 太太借錢給別人。 | discrete | numeric-1.0 | 342 | 0 | - |
| 22 | hconf22 | 這項事情有無發生並造成你的困擾: 太太跟別人借錢。 | discrete | numeric-1.0 | 342 | 0 | - |
| 23 | hconf23 | 這項事情有無發生並造成你的困擾: 太太不肯負擔家用開銷。 | discrete | numeric-1.0 | 342 | 0 | - |
| 24 | hconf24 | 這項事情有無發生並造成你的困擾: 太太花錢浪費。 | discrete | numeric-1.0 | 342 | 0 | - |
| 25 | hconf25 | 這項事情有無發生並造成你的困擾: 太太太小氣、一毛不拔。 | discrete | numeric-1.0 | 342 | 0 | - |
| 26 | hconf26 | 這項事情有無發生並造成你的困擾: 為財產是否共有而意見不合。 | discrete | numeric-1.0 | 342 | 0 | - |
| 27 | hconf27 | 這項事情有無發生並造成你的困擾: 為家用支出的分配而意見不合。 | discrete | numeric-1.0 | 342 | 0 | - |
| 28 | hconf28 | 這項事情有無發生並造成你的困擾: 是否要買車、買房子或土地。 | discrete | numeric-1.0 | 342 | 0 | - |
| 29 | hconf29 | 這項事情有無發生並造成你的困擾: 是否與上一代同住。 | discrete | numeric-1.0 | 342 | 0 | - |
| 30 | hconf30 | 這項事情有無發生並造成你的困擾: 奉養父母的方式。 | discrete | numeric-1.0 | 342 | 0 | - |
| 31 | hconf31 | 這項事情有無發生並造成你的困擾: 因太太親戚的事而起爭執。 | discrete | numeric-1.0 | 342 | 0 | - |
| 32 | hconf32 | 這項事情有無發生並造成你的困擾: 因我親戚的事而起爭執。 | discrete | numeric-1.0 | 342 | 0 | - |
| 33 | hconf33 | 這項事情有無發生並造成你的困擾: 太太常跟朋友出去玩, 不陪家人。 | discrete | numeric-1.0 | 342 | 0 | - |
| 34 | hconf34 | 這項事情有無發生並造成你的困擾: 太太有一些異性朋友, 來往甚密。 | discrete | numeric-1.0 | 342 | 0 | - |
| 35 | hconf35 | 這項事情有無發生並造成你的困擾: 太太有婚外情。 | discrete | numeric-1.0 | 342 | 0 | - |
| 36 | hconf36 | 這項事情有無發生並造成你的困擾: 要不要生小孩、生幾個。 | discrete | numeric-1.0 | 342 | 0 | - |
| 37 | hconf37 | 這項事情有無發生並造成你的困擾: 太太太寵子女(無子女者圈0)。 | discrete | numeric-1.0 | 342 | 0 | - |
| 38 | hconf38 | 這項事情有無發生並造成你的困擾: 太太對子女太嚴(無子女者圈0)。 | discrete | numeric-1.0 | 342 | 0 | - |
| 39 | hconf39 | 這項事情有無發生並造成你的困擾: 太太對子女不聞不問(無子女者圈0)。 | discrete | numeric-1.0 | 342 | 0 | - |

| # | Name | Label | Type | Format | Valid | Invalid | Question |
|----|---------|--|----------|-------------|-------|---------|----------|
| 40 | hconf40 | 這項事情有無發生並造成你的困擾:小孩從父姓或母姓(無子女者圈0)。 | discrete | numeric-1.0 | 342 | 0 | - |
| 41 | hconf41 | 這項事情有無發生並造成你的困擾:子女上那間學校、那間才藝班(無子女者圈0)。 | discrete | numeric-1.0 | 342 | 0 | - |
| 42 | hconf42 | 這項事情有無發生並造成你的困擾:子女管教問題(無子女者圈0)。 | discrete | numeric-1.0 | 342 | 0 | - |
| 43 | hconf43 | 這項事情有無發生並造成你的困擾:子女學業及升學問題(無子女者圈0)。 | discrete | numeric-1.0 | 342 | 0 | - |

Group 和太太協調溝通

| # | Name | Label | Type | Format | Valid | Invalid | Question |
|----|--------|----------------------------|----------|-------------|-------|---------|----------|
| 1 | hstr1 | 當婚姻需要協調時我會:好好地談,把話說出來 | discrete | numeric-1.0 | 342 | 0 | - |
| 2 | hstr2 | 當婚姻需要協調時我會:兩個人協調找出一可接受的共同點 | discrete | numeric-1.0 | 342 | 0 | - |
| 3 | hstr3 | 當婚姻需要協調時我會:先稱讚對方,然後才談問題 | discrete | numeric-1.0 | 342 | 0 | - |
| 4 | hstr4 | 當婚姻需要協調時我會:尊重對方的意見,不強求對方改變 | discrete | numeric-1.0 | 342 | 0 | - |
| 5 | hstr5 | 當婚姻需要協調時我會:直接溝通 | discrete | numeric-1.0 | 342 | 0 | - |
| 6 | hstr6 | 當婚姻需要協調時我會:用寫信的方式傳達意見 | discrete | numeric-1.0 | 342 | 0 | - |
| 7 | hstr7 | 當婚姻需要協調時我會:用暗示的,不直接說清楚 | discrete | numeric-1.0 | 342 | 0 | - |
| 8 | hstr8 | 當婚姻需要協調時我會:不說真相,隱瞞對方 | discrete | numeric-1.0 | 342 | 0 | - |
| 9 | hstr9 | 當婚姻需要協調時我會:以沉默表達不滿 | discrete | numeric-1.0 | 342 | 0 | - |
| 10 | hstr10 | 當婚姻需要協調時我會:冷戰 | discrete | numeric-1.0 | 342 | 0 | - |
| 11 | hstr11 | 當婚姻需要協調時我會:不讓孩子知道(無子女者請圈0) | discrete | numeric-1.0 | 342 | 0 | - |
| 12 | hstr12 | 當婚姻需要協調時我會:說謊騙對方 | discrete | numeric-1.0 | 342 | 0 | - |
| 13 | hstr13 | 當婚姻需要協調時我會:避免爭吵以免破壞感情 | discrete | numeric-1.0 | 342 | 0 | - |
| 14 | hstr14 | 當婚姻需要協調時我會:彼此忍耐退讓 | discrete | numeric-1.0 | 342 | 0 | - |
| 15 | hstr15 | 當婚姻需要協調時我會:避免去處理問題,以免傷了和氣 | discrete | numeric-1.0 | 342 | 0 | - |
| 16 | hstr16 | 當婚姻需要協調時我會:無可奈何地認命 | discrete | numeric-1.0 | 342 | 0 | - |

| # | Name | Label | Type | Format | Valid | Invalid | Question |
|----|--------|-------------------------------------|----------|-------------|-------|---------|----------|
| 17 | hstr17 | 當婚姻需要協調時我會：爭取孩子的支持(無子女者請圈0) | discrete | numeric-1.0 | 342 | 0 | - |
| 18 | hstr18 | 當婚姻需要協調時我會：尋求精神寄託或宗教信仰的支持 | discrete | numeric-1.0 | 342 | 0 | - |
| 19 | hstr19 | 當婚姻需要協調時我會：責備對方的疏失、不是 | discrete | numeric-1.0 | 342 | 0 | - |
| 20 | hstr20 | 當婚姻需要協調時我會：吵架 | discrete | numeric-1.0 | 342 | 0 | - |
| 21 | hstr21 | 當婚姻需要協調時我會：打架 | discrete | numeric-1.0 | 342 | 0 | - |
| 22 | hstr22 | 當婚姻需要協調時我會：哭鬧或生氣表示不滿、委屈 | discrete | numeric-1.0 | 342 | 0 | - |
| 23 | hstr23 | 當婚姻需要協調時我會：跟孩子訴苦(無子女者請圈0) | discrete | numeric-1.0 | 342 | 0 | - |
| 24 | hstr24 | 當婚姻需要協調時我會：用傷害自己的方式表達不滿 | discrete | numeric-1.0 | 342 | 0 | - |
| 25 | hstr25 | 當婚姻需要協調時我會：以肢體動作(如敲桌子、摔東西)表達不滿 | discrete | numeric-1.0 | 342 | 0 | - |
| 26 | hstr26 | 當婚姻需要協調時我會：抱怨、嘮叨或碎碎念 | discrete | numeric-1.0 | 342 | 0 | - |
| 27 | hstr27 | 當婚姻需要協調時我會：向別人訴苦 | discrete | numeric-1.0 | 342 | 0 | - |
| 28 | hstr28 | 當婚姻需要協調時我會：叫孩子居中傳達(無子女者請圈0) | discrete | numeric-1.0 | 342 | 0 | - |
| 29 | hstr29 | 當婚姻需要協調時我會：請妻家親戚出面協調 | discrete | numeric-1.0 | 342 | 0 | - |
| 30 | hstr30 | 當婚姻需要協調時我會：請夫家親戚出面協調 | discrete | numeric-1.0 | 342 | 0 | - |
| 31 | hstr31 | 當婚姻需要協調時我會：拿孩子來緩和氣氛(無子女者請圈0) | discrete | numeric-1.0 | 342 | 0 | - |
| 32 | hstr32 | 當婚姻需要協調時我會：生悶氣 | discrete | numeric-1.0 | 342 | 0 | - |
| 33 | hstr33 | 當婚姻需要協調時我會：請朋友或同事幫忙協調 | discrete | numeric-1.0 | 342 | 0 | - |
| 34 | hstr34 | 當婚姻需要協調時我會：找婚姻諮詢專家諮詢 | discrete | numeric-1.0 | 342 | 0 | - |
| 35 | hstr35 | 當婚姻需要協調時我會：舉別人太太為例，要對方效法 | discrete | numeric-1.0 | 342 | 0 | - |
| 36 | hstr36 | 當婚姻需要協調時我會：不吃東西來表達委屈 | discrete | numeric-1.0 | 342 | 0 | - |
| 37 | hstr37 | 當婚姻需要協調時我會：運用書籍或報章雜誌上的資源來幫忙解決婚姻上的困難 | discrete | numeric-1.0 | 342 | 0 | - |
| 38 | hstr38 | 當婚姻需要協調時我會：撒嬌來化解問題 | discrete | numeric-1.0 | 342 | 0 | - |
| 39 | hstr39 | 當婚姻需要協調時我會：送花或小禮物來化解 | discrete | numeric-1.0 | 342 | 0 | - |

| # | Name | Label | Type | Format | Valid | Invalid | Question |
|----|--------|-------------------------|----------|-------------|-------|---------|----------|
| 40 | hstr40 | 當婚姻需要協調時我會:用牽手或擁抱等方法來化解 | discrete | numeric-1.0 | 342 | 0 | - |
| 41 | hstr41 | 當婚姻需要協調時我會:折磨自己、對自己不好 | discrete | numeric-1.0 | 342 | 0 | - |
| 42 | hstr42 | 當婚姻需要協調時我會:接納太太的缺點 | discrete | numeric-1.0 | 342 | 0 | - |
| 43 | hstr43 | 當婚姻需要協調時我會:體諒太太的難處 | discrete | numeric-1.0 | 342 | 0 | - |

Group 太太實際幫助

| # | Name | Label | Type | Format | Valid | Invalid | Question |
|----|--------|---|----------|-------------|-------|---------|----------|
| 1 | hrec1 | 太太實際給你多少幫助:理解我、肯定我的行為或想法 | discrete | numeric-1.0 | 342 | 0 | - |
| 2 | hrec2 | 太太實際給你多少幫助:當我忍耐不住、想說出心裡的話時,肯在身旁傾聽 | discrete | numeric-1.0 | 342 | 0 | - |
| 3 | hrec3 | 太太實際給你多少幫助:當我心情不好時,和我說說話、鼓勵鼓勵我 | discrete | numeric-1.0 | 342 | 0 | - |
| 4 | hrec4 | 太太實際給你多少幫助:當我緊急需要一筆錢時,替我出或幫我想辦法 | discrete | numeric-1.0 | 342 | 0 | - |
| 5 | hrec5 | 太太實際給你多少幫助:只要有必要,不論是多重要、多貴的東西都會支援我 | discrete | numeric-1.0 | 342 | 0 | - |
| 6 | hrec6 | 太太實際給你多少幫助:協助我處理家裡日常事物、照料家人的日常生活 | discrete | numeric-1.0 | 342 | 0 | - |
| 7 | hrec7 | 太太實際給你多少幫助:當我身體不適時,幫忙照料家裡 | discrete | numeric-1.0 | 342 | 0 | - |
| 8 | hrec8 | 太太實際給你多少幫助:當我遇到問題時,提供解決問題的經驗,給我參考 | discrete | numeric-1.0 | 342 | 0 | - |
| 9 | hrec9 | 太太實際給你多少幫助:當我需要做決定時,和我商量、幫我出點子 | discrete | numeric-1.0 | 342 | 0 | - |
| 10 | hrec10 | 太太實際給你多少幫助:對於我的所作所為,不批評好壞對錯,而是從客觀的角度提供意見、建議 | discrete | numeric-1.0 | 342 | 0 | - |

Group 拜託太太幫助

| # | Name | Label | Type | Format | Valid | Invalid | Question |
|---|----------|---------------------|----------|-------------|-------|---------|----------|
| 1 | hrec11 | 幫忙管孩子、檢查功課(無子女者請圈0) | discrete | numeric-1.0 | 342 | 0 | - |
| 2 | hsupstr1 | 提出解釋、說明理由,請她幫忙。 | discrete | numeric-1.0 | 342 | 0 | - |
| 3 | hsupstr2 | 單純直接地要她幫忙。 | discrete | numeric-1.0 | 342 | 0 | - |

| # | Name | Label | Type | Format | Valid | Invalid | Question |
|----|-----------|---------------------------------------|----------|-------------|-------|---------|----------|
| 4 | hsupstr3 | 以誠懇、謙虛、客氣、委婉的態度請她幫忙。 | discrete | numeric-1.0 | 342 | 0 | - |
| 5 | hsupstr4 | 不斷強調,答應幫你忙,對你來說是多麼重要的一件事。 | discrete | numeric-1.0 | 342 | 0 | - |
| 6 | hsupstr5 | 擺出一副難看的臉色,直到她答應幫忙為止。 | discrete | numeric-1.0 | 342 | 0 | - |
| 7 | hsupstr6 | 嚇嚇她、威脅她、強迫她答應幫忙。 | discrete | numeric-1.0 | 342 | 0 | - |
| 8 | hsupstr7 | 擺低姿勢來請她幫忙。 | discrete | numeric-1.0 | 342 | 0 | - |
| 9 | hsupstr8 | 用撒嬌的方式要她幫忙。 | discrete | numeric-1.0 | 342 | 0 | - |
| 10 | hsupstr9 | 裝可憐,引起她的同情心來幫你忙。 | discrete | numeric-1.0 | 342 | 0 | - |
| 11 | hsupstr10 | 特別表現出迷人的一面,讓她無法拒絕幫忙。 | discrete | numeric-1.0 | 342 | 0 | - |
| 12 | hsupstr11 | 找一些藉口,要她幫忙。 | discrete | numeric-1.0 | 342 | 0 | - |
| 13 | hsupstr12 | 以暗示的方式,要她幫忙。 | discrete | numeric-1.0 | 342 | 0 | - |
| 14 | hsupstr13 | 用說服的方式來讓她答應幫忙。 | discrete | numeric-1.0 | 342 | 0 | - |
| 15 | hsupstr14 | 請她站在你的立場想,答應幫你的忙。 | discrete | numeric-1.0 | 342 | 0 | - |
| 16 | hsupstr15 | 找跟她感情好的親友代為出面,請她幫忙。 | discrete | numeric-1.0 | 342 | 0 | - |
| 17 | hsupstr16 | 告訴她,別人的太太大概都會願意幫忙,請她效法。 | discrete | numeric-1.0 | 342 | 0 | - |
| 18 | hsupstr17 | 製造一個好幾個人在場的情境,讓她不好意思不幫忙。 | discrete | numeric-1.0 | 342 | 0 | - |
| 19 | hsupstr18 | 選個好時機,趁她心情好或是趁客人在場時,要求她幫忙。 | discrete | numeric-1.0 | 342 | 0 | - |
| 20 | hsupstr19 | 先送東西給她或先請客,然後再要她幫忙。 | discrete | numeric-1.0 | 342 | 0 | - |
| 21 | hsupstr20 | 提出某些交換條件,要她幫忙。 | discrete | numeric-1.0 | 342 | 0 | - |
| 22 | hsupstr21 | 告訴她,如果答應幫忙,就買東西給她、或請她客。 | discrete | numeric-1.0 | 342 | 0 | - |
| 23 | hsupstr22 | 就算有點違背自己的本意,也會做一些討好巴結她的事,討她歡心,然後要她幫忙。 | discrete | numeric-1.0 | 342 | 0 | - |
| 24 | hsupstr23 | 告訴她,若不肯幫忙的話,就要懲罰她。 | discrete | numeric-1.0 | 342 | 0 | - |
| 25 | hsupstr24 | 不斷死纏、做一些讓她煩的事,直到她不得不幫忙為止。 | discrete | numeric-1.0 | 342 | 0 | - |
| 26 | hsupstr25 | 以發脾氣的方式要她幫忙。 | discrete | numeric-1.0 | 342 | 0 | - |
| 27 | hsupstr26 | 用命令的方式要她幫忙。 | discrete | numeric-1.0 | 342 | 0 | - |
| 28 | hsupstr27 | 稱讚她,然後請她幫忙。 | discrete | numeric-1.0 | 342 | 0 | - |

| # | Name | Label | Type | Format | Valid | Invalid | Question |
|----|-----------|-------------------|----------|-------------|-------|---------|----------|
| 29 | hsupstr28 | 把氣氛弄好,然後說出你要她幫的忙。 | discrete | numeric-1.0 | 342 | 0 | - |
| 30 | hsupstr29 | 找她或你的父母代為出面說。 | discrete | numeric-1.0 | 342 | 0 | - |
| 31 | hsupstr30 | 叫孩子去對她說(無子女者請圈0)。 | discrete | numeric-1.0 | 342 | 0 | - |

Group 對太太實際幫助

| # | Name | Label | Type | Format | Valid | Invalid | Question |
|----|--------|----------------------------------|----------|-------------|-------|---------|----------|
| 1 | hpro1 | 理解她、肯定她的行為或想法 | discrete | numeric-1.0 | 342 | 0 | - |
| 2 | hpro2 | 當她忍耐不住、想說出心裡的話時,肯在身旁傾聽 | discrete | numeric-1.0 | 342 | 0 | - |
| 3 | hpro3 | 當她心情不好時,和她說說話、鼓勵鼓勵她 | discrete | numeric-1.0 | 342 | 0 | - |
| 4 | hpro4 | 當她緊急需要一筆錢時,替她出或幫她想辦法 | discrete | numeric-1.0 | 342 | 0 | - |
| 5 | hpro5 | 只要有必要,不論是多重要、多貴的東西都會支援她 | discrete | numeric-1.0 | 342 | 0 | - |
| 6 | hpro6 | 協助她處理家裡日常事物、照料家人的日常生活 | discrete | numeric-1.0 | 342 | 0 | - |
| 7 | hpro7 | 當她身體不適時,幫忙照料家裡 | discrete | numeric-1.0 | 342 | 0 | - |
| 8 | hpro8 | 當她遇到問題時,提供解決問題的經驗,給她參考 | discrete | numeric-1.0 | 342 | 0 | - |
| 9 | hpro9 | 當她需要做決定時,和她商量、幫她出點子 | discrete | numeric-1.0 | 342 | 0 | - |
| 10 | hpro10 | 對於她的所作所為,不批評好壞對錯,而是從客觀的角度提供意見、建議 | discrete | numeric-1.0 | 342 | 0 | - |
| 11 | hpro11 | 幫忙管孩子、檢查功課(無子女者請圈0) | discrete | numeric-1.0 | 342 | 0 | - |

Group 夫妻相處態度

| Subgroup(s) | 太太對您,您對太太 |
|-------------|-----------|
|-------------|-----------|

Group 太太對您

| # | Name | Label | Type | Format | Valid | Invalid | Question |
|---|---------|---------------|----------|-------------|-------|---------|----------|
| 1 | hbadme1 | 太太對您:不關心我。 | discrete | numeric-1.0 | 342 | 0 | - |
| 2 | hbadme2 | 太太對您:忽視我的感受。 | discrete | numeric-1.0 | 342 | 0 | - |
| 3 | hbadme3 | 太太對您:不體貼我。 | discrete | numeric-1.0 | 342 | 0 | - |
| 4 | hbadme4 | 太太對您:不想和我在一起。 | discrete | numeric-1.0 | 342 | 0 | - |
| 5 | hbadme5 | 太太對您:跟我吵架。 | discrete | numeric-1.0 | 342 | 0 | - |
| 6 | hbadme6 | 太太對您:對我動粗。 | discrete | numeric-1.0 | 342 | 0 | - |
| 7 | hbadme7 | 太太對您:對我發脾氣。 | discrete | numeric-1.0 | 342 | 0 | - |

| # | Name | Label | Type | Format | Valid | Invalid | Question |
|----|----------|--------------------------|----------|-------------|-------|---------|----------|
| 8 | hbadme8 | 太太對您:對我大吼大叫。 | discrete | numeric-1.0 | 342 | 0 | - |
| 9 | hbadme9 | 太太對您:要我去做我不想做的事。 | discrete | numeric-1.0 | 342 | 0 | - |
| 10 | hbadme10 | 太太對您:在我處理重要事情時,會打斷我。 | discrete | numeric-1.0 | 342 | 0 | - |
| 11 | hbadme11 | 太太對您:對我摔東西。 | discrete | numeric-1.0 | 342 | 0 | - |
| 12 | hbadme12 | 太太對您:對我很粗魯。 | discrete | numeric-1.0 | 342 | 0 | - |
| 13 | hbadme13 | 太太對您:對我沒耐心。 | discrete | numeric-1.0 | 342 | 0 | - |
| 14 | hbadme14 | 太太對您:不讓我把話說完。 | discrete | numeric-1.0 | 342 | 0 | - |
| 15 | hbadme15 | 太太對您:批評我。 | discrete | numeric-1.0 | 342 | 0 | - |
| 16 | hbadme16 | 太太對您:嘲笑我。 | discrete | numeric-1.0 | 342 | 0 | - |
| 17 | hbadme17 | 太太對您:對我冷言冷語。 | discrete | numeric-1.0 | 342 | 0 | - |
| 18 | hbadme18 | 太太對您:在孩子面前對我發脾氣(無子女者請圈0) | discrete | numeric-1.0 | 342 | 0 | - |
| 19 | hbadme19 | 太太對您:干預我管孩子。 | discrete | numeric-1.0 | 342 | 0 | - |
| 20 | hbadme20 | 太太對您:當著孩子批評我 | discrete | numeric-1.0 | 342 | 0 | - |

Group 您對太太

| # | Name | Label | Type | Format | Valid | Invalid | Question |
|----|----------|--------------------------|----------|-------------|-------|---------|----------|
| 1 | hbadhe1 | 您對太太:不關心她。 | discrete | numeric-1.0 | 342 | 0 | - |
| 2 | hbadhe2 | 您對太太:忽視她的感受。 | discrete | numeric-1.0 | 342 | 0 | - |
| 3 | hbadhe3 | 您對太太:不體貼她。 | discrete | numeric-1.0 | 342 | 0 | - |
| 4 | hbadhe4 | 您對太太:不想和她在一起。 | discrete | numeric-1.0 | 342 | 0 | - |
| 5 | hbadhe5 | 您對太太:跟她吵架。 | discrete | numeric-1.0 | 342 | 0 | - |
| 6 | hbadhe6 | 您對太太:對她動粗。 | discrete | numeric-1.0 | 342 | 0 | - |
| 7 | hbadhe7 | 您對太太:對她發脾氣。 | discrete | numeric-1.0 | 342 | 0 | - |
| 8 | hbadhe8 | 您對太太:對她大吼大叫。 | discrete | numeric-1.0 | 342 | 0 | - |
| 9 | hbadhe9 | 您對太太:要她去做她不想做的事。 | discrete | numeric-1.0 | 342 | 0 | - |
| 10 | hbadhe10 | 您對太太:在她處理重要事情時,會打斷她。 | discrete | numeric-1.0 | 342 | 0 | - |
| 11 | hbadhe11 | 您對太太:對她摔東西。 | discrete | numeric-1.0 | 342 | 0 | - |
| 12 | hbadhe12 | 您對太太:對她很粗魯。 | discrete | numeric-1.0 | 342 | 0 | - |
| 13 | hbadhe13 | 您對太太:對她沒耐心。 | discrete | numeric-1.0 | 342 | 0 | - |
| 14 | hbadhe14 | 您對太太:不讓她把話說完。 | discrete | numeric-1.0 | 342 | 0 | - |
| 15 | hbadhe15 | 您對太太:批評她。 | discrete | numeric-1.0 | 342 | 0 | - |
| 16 | hbadhe16 | 您對太太:嘲笑她。 | discrete | numeric-1.0 | 342 | 0 | - |
| 17 | hbadhe17 | 您對太太:對她冷言冷語。 | discrete | numeric-1.0 | 342 | 0 | - |
| 18 | hbadhe18 | 您對太太:在孩子面前對她發脾氣(無子女者請圈0) | discrete | numeric-1.0 | 342 | 0 | - |
| 19 | hbadhe19 | 您對太太:干預她管孩子。 | discrete | numeric-1.0 | 342 | 0 | - |

| # | Name | Label | Type | Format | Valid | Invalid | Question |
|----|----------|--------------|----------|-------------|-------|---------|----------|
| 20 | hbadhe20 | 您對太太:當著孩子批評她 | discrete | numeric-1.0 | 341 | 1 | - |

Group 夫妻性生活

| # | Name | Label | Type | Format | Valid | Invalid | Question |
|----|------------|----------------------|----------|-------------|-------|---------|----------|
| 1 | hsexlife1 | 太太和我對性生活的觀念很相似 | discrete | numeric-1.0 | 342 | 0 | - |
| 2 | hsexlife2 | 太太和我在性生活上的喜好相近 | discrete | numeric-1.0 | 342 | 0 | - |
| 3 | hsexlife3 | 我很難接受太太對性的想法和觀念 | discrete | numeric-1.0 | 342 | 0 | - |
| 4 | hsexlife4 | 婚姻關係中,太太把性生活看得太重要 | discrete | numeric-1.0 | 342 | 0 | - |
| 5 | hsexlife5 | 太太忽視我們的性生活 | discrete | numeric-1.0 | 342 | 0 | - |
| 6 | hsexlife6 | 太太對性生活的需求超過我的負荷 | discrete | numeric-1.0 | 342 | 0 | - |
| 7 | hsexlife7 | 對於太太希望做的某些性行為,我覺得不舒服 | discrete | numeric-1.0 | 342 | 0 | - |
| 8 | hsexlife8 | 我想嘗試不同的性事時,太太會不願意配合 | discrete | numeric-1.0 | 342 | 0 | - |
| 9 | hsexlife9 | 太太和我對於性行為的次數,意見不一致 | discrete | numeric-1.0 | 342 | 0 | - |
| 10 | hsexlife10 | 我無法滿足太太的性需求 | discrete | numeric-1.0 | 342 | 0 | - |
| 11 | hsexlife11 | 我對太太很有「性」趣 | discrete | numeric-1.0 | 342 | 0 | - |
| 12 | hsexlife12 | 我覺得太太對我很有「性」趣 | discrete | numeric-1.0 | 342 | 0 | - |
| 13 | hsexlife13 | 在性生活上,太太能令我滿足 | discrete | numeric-1.0 | 342 | 0 | - |
| 14 | hsexlife14 | 我和太太在性生活上配合得很好 | discrete | numeric-1.0 | 342 | 0 | - |
| 15 | hsexlife15 | 我喜歡太太在性生活上的表現 | discrete | numeric-1.0 | 342 | 0 | - |

Group 整體婚姻狀況

| # | Name | Label | Type | Format | Valid | Invalid | Question |
|---|--------|------------------|----------|-------------|-------|---------|----------|
| 1 | hrela1 | 我跟我太太的關係很穩定 | discrete | numeric-1.0 | 342 | 0 | - |
| 2 | hrela2 | 我的婚姻生活充滿了愛和關懷 | discrete | numeric-1.0 | 342 | 0 | - |
| 3 | hrela3 | 我太太會讓我感到緊張 | discrete | numeric-1.0 | 342 | 0 | - |
| 4 | hrela4 | 就算有再大的困難,我也不會離開她 | discrete | numeric-1.0 | 342 | 0 | - |
| 5 | hrela5 | 在婚姻中,我的需要得到滿足 | discrete | numeric-1.0 | 342 | 0 | - |
| 6 | hrela6 | 在婚姻生活中,我感到寂寞 | discrete | numeric-1.0 | 342 | 0 | - |
| 7 | hrela7 | 我的婚姻生活毫無價值 | discrete | numeric-1.0 | 342 | 0 | - |
| 8 | hrela8 | 我婚姻生活的氣氛很沉悶枯燥 | discrete | numeric-1.0 | 342 | 0 | - |
| 9 | hrela9 | 我的婚姻生活很充實 | discrete | numeric-1.0 | 342 | 0 | - |

| # | Name | Label | Type | Format | Valid | Invalid | Question |
|----|---------|--------------------|----------|-------------|-------|---------|----------|
| 10 | hrela10 | 我和她可能會分居或離婚 | discrete | numeric-1.0 | 342 | 0 | - |
| 11 | hrela11 | 我會後悔當初和我太太結婚 | discrete | numeric-1.0 | 342 | 0 | - |
| 12 | hrela12 | 如果可以重來,我寧願選擇單身 | discrete | numeric-1.0 | 342 | 0 | - |
| 13 | hrela13 | 如果有下輩子,我還是希望跟我太太結婚 | discrete | numeric-1.0 | 342 | 0 | - |
| 14 | hrela14 | 整體而言,我滿意我的婚姻生活 | discrete | numeric-1.0 | 342 | 0 | - |

Group 問卷資料

| # | Name | Label | Type | Format | Valid | Invalid | Question |
|---|----------|-----------|------------|-------------|-------|---------|----------|
| 1 | wife | 妻子問卷 | discrete | character-2 | 342 | 0 | - |
| 2 | wactyear | 執行年 | continuous | numeric-2.0 | 342 | 0 | - |
| 3 | wim | 問卷執行方法 | discrete | character-2 | 342 | 0 | - |
| 4 | wid | 受訪者編碼(四碼) | continuous | numeric-4.0 | 342 | 0 | - |
| 5 | wyear | 問卷填答日期(年) | continuous | numeric-3.0 | 342 | 0 | - |
| 6 | wmontw | 問卷填答日期(月) | discrete | numeric-2.0 | 342 | 0 | - |
| 7 | wdate | 問卷填答日期(日) | continuous | numeric-2.0 | 342 | 0 | - |

Group 個人資料

| # | Name | Label | Type | Format | Valid | Invalid | Question |
|----|----------|-------------------------|------------|-------------|-------|---------|----------|
| 1 | wage | 請問您的年齡(足歲) | continuous | numeric-2.0 | 342 | 0 | - |
| 2 | wnative | 籍貫 | discrete | numeric-1.0 | 342 | 0 | - |
| 3 | wedu | 教育程度 | discrete | numeric-1.0 | 342 | 0 | - |
| 4 | wjob | 工作情形 | discrete | numeric-1.0 | 342 | 0 | - |
| 5 | wjobname | 職業 | continuous | numeric-2.0 | 342 | 0 | - |
| 6 | wjobday | 每週工作天 | discrete | numeric-1.0 | 342 | 0 | - |
| 7 | wjobhour | 每個工作天平均工作小時 | discrete | numeric-2.0 | 342 | 0 | - |
| 8 | wrelig | 宗教信仰 | discrete | numeric-1.0 | 342 | 0 | - |
| 9 | wsib1 | 兄弟姊妹人數: 兄 | discrete | numeric-2.0 | 342 | 0 | - |
| 10 | wsib2 | 兄弟姊妹人數: 姊 | discrete | numeric-2.0 | 342 | 0 | - |
| 11 | wsib3 | 兄弟姊妹人數: 弟 | discrete | numeric-2.0 | 342 | 0 | - |
| 12 | wsib4 | 兄弟姊妹人數: 妹 | discrete | numeric-2.0 | 342 | 0 | - |
| 13 | wmaryear | 您和先生的結婚年月(民國年) | continuous | numeric-3.0 | 342 | 0 | - |
| 14 | wmarday | 您和先生的結婚年月(月) | discrete | numeric-2.0 | 342 | 0 | - |
| 15 | wdec | 您和先生在討論家裡的事情時,主要由誰掌握決定權 | discrete | numeric-1.0 | 342 | 0 | - |
| 16 | wkeep | 家裡的經濟大權,主要由誰掌管 | discrete | numeric-1.0 | 342 | 0 | - |
| 17 | wtalk | 您和先生平時談話的狀況 | discrete | numeric-1.0 | 342 | 0 | - |
| 18 | wchinum | 請問您共有幾個孩子 | discrete | numeric-2.0 | 342 | 0 | - |

| # | Name | Label | Type | Format | Valid | Invalid | Question |
|----|----------|------------------------------------|------------|-------------|-------|---------|----------|
| 19 | wchiboy | 共有幾個男孩 | discrete | numeric-1.0 | 342 | 0 | - |
| 20 | wchigirl | 共有幾個女孩 | discrete | numeric-1.0 | 342 | 0 | - |
| 21 | wc1sex | 老大性別 | discrete | numeric-1.0 | 342 | 0 | - |
| 22 | wc1age | 老大足歲 | continuous | numeric-2.0 | 342 | 0 | - |
| 23 | wc2sex | 老二性別 | discrete | numeric-1.0 | 342 | 0 | - |
| 24 | wc2age | 老二足歲 | continuous | numeric-2.0 | 342 | 0 | - |
| 25 | wfamily1 | 同住家人:先生 | discrete | numeric-1.0 | 342 | 0 | - |
| 26 | wfamily2 | 同住家人:自己父親 | discrete | numeric-1.0 | 342 | 0 | - |
| 27 | wfamily3 | 同住家人:自己母親 | discrete | numeric-1.0 | 342 | 0 | - |
| 28 | wfamily4 | 同住家人:自己兄弟姊妹 | discrete | numeric-1.0 | 342 | 0 | - |
| 29 | wfamily5 | 同住家人:先生的父親 | discrete | numeric-1.0 | 342 | 0 | - |
| 30 | wfamily6 | 同住家人:先生的母親 | discrete | numeric-1.0 | 342 | 0 | - |
| 31 | wfamily7 | 同住家人:先生的兄弟姊妹 | discrete | numeric-1.0 | 342 | 0 | - |
| 32 | wfamily8 | 同住家人:子女 | discrete | numeric-1.0 | 342 | 0 | - |
| 33 | wfamily9 | 同住家人:其它,請說明 | discrete | numeric-1.0 | 342 | 0 | - |
| 34 | wmartime | 包括您現在的婚姻,請問您 總共結婚幾次 | discrete | numeric-1.0 | 342 | 0 | - |
| 35 | wmartar | 對象是否為同一人 | discrete | numeric-1.0 | 342 | 0 | - |
| 36 | wmarend | 您的前一次婚姻如何結束 的 | discrete | numeric-1.0 | 342 | 0 | - |
| 37 | wmarcond | 您目前的婚姻狀況為何 | discrete | numeric-1.0 | 342 | 0 | - |
| 38 | wfina | 和大多數的家庭比較起來, 您覺得您家現在的經濟情 況如何 | discrete | numeric-1.0 | 342 | 0 | - |
| 39 | wincome | 您家庭每月平均收入大約 | discrete | numeric-2.0 | 342 | 0 | - |

Group 父母狀況

| Subgroup(s) | | 父親基本資料, 母親基本資料 | | | | | |
|-------------|--------|-------------------------------|----------|-------------|-------|---------|----------|
| # | Name | Label | Type | Format | Valid | Invalid | Question |
| 1 | wplev | 在您成長過程中,您家和別人比較起來,您家的生活水準如何 | discrete | numeric-1.0 | 342 | 0 | - |
| 2 | wpdec | 在您的印象中,您父母在討論家裡的事情時,主要由誰掌握決定權 | discrete | numeric-1.0 | 342 | 0 | - |
| 3 | wpkeep | 在您印象中,家裡的經濟大權,主要由誰掌管 | discrete | numeric-1.0 | 342 | 0 | - |
| 4 | wptalk | 在您印象中,您父母平時談話的狀況 | discrete | numeric-1.0 | 342 | 0 | - |
| 5 | wpcare | 您父母親會互相關心彼此嗎 | discrete | numeric-1.0 | 342 | 0 | - |
| 6 | wpcon | 他們常常發生衝突嗎 | discrete | numeric-1.0 | 342 | 0 | - |
| 7 | wmrel | 您和您父母親之間的關係如何:母親 | discrete | numeric-1.0 | 342 | 0 | - |

| # | Name | Label | Type | Format | Valid | Invalid | Question |
|---|-------|------------------|----------|-------------|-------|---------|----------|
| 8 | wfrel | 您和您父親之間的關係如何: 父親 | discrete | numeric-1.0 | 342 | 0 | - |

Group 父親基本資料

| # | Name | Label | Type | Format | Valid | Invalid | Question |
|---|----------|--------------------|------------|-------------|-------|---------|----------|
| 1 | wfedu | 父親: 教育程度 | discrete | numeric-1.0 | 342 | 0 | - |
| 2 | wfnative | 父親: 籍貫 | discrete | numeric-1.0 | 342 | 0 | - |
| 3 | wflive | 父親: 是否健在 | discrete | numeric-1.0 | 342 | 0 | - |
| 4 | wfage | 父親: 現年(歲) | continuous | numeric-3.0 | 342 | 0 | - |
| 5 | wfcont | 父親: 聯絡情形 | discrete | numeric-1.0 | 342 | 0 | - |
| 6 | wfwealth | 父親: 健康情形 | discrete | numeric-1.0 | 342 | 0 | - |
| 7 | wfmoney | 父親: 您有沒有給父親生活費或零花費 | discrete | numeric-1.0 | 342 | 0 | - |

Group 母親基本資料

| # | Name | Label | Type | Format | Valid | Invalid | Question |
|---|----------|--------------------|------------|-------------|-------|---------|----------|
| 1 | wmedu | 母親: 教育程度 | discrete | numeric-1.0 | 342 | 0 | - |
| 2 | wmnative | 母親: 籍貫 | discrete | numeric-1.0 | 342 | 0 | - |
| 3 | wmlive | 母親: 是否健在 | discrete | numeric-1.0 | 342 | 0 | - |
| 4 | wmage | 母親: 現年(歲) | continuous | numeric-3.0 | 342 | 0 | - |
| 5 | wmcont | 母親: 聯絡情形 | discrete | numeric-1.0 | 342 | 0 | - |
| 6 | wmwealth | 母親: 健康情形 | discrete | numeric-1.0 | 342 | 0 | - |
| 7 | wmmoney | 母親: 您有沒有給母親生活費或零花費 | discrete | numeric-1.0 | 342 | 0 | - |

Group 對先生的情感、感覺

| # | Name | Label | Type | Format | Valid | Invalid | Question |
|---|--------|---------------------------|----------|-------------|-------|---------|----------|
| 1 | wfeel1 | 和他比起來, 對這個家我覺得自己做的比較少 | discrete | numeric-1.0 | 342 | 0 | - |
| 2 | wfeel2 | 為了這個家, 他默默地承受一般人所不能承受的壓力 | discrete | numeric-1.0 | 342 | 0 | - |
| 3 | wfeel3 | 只要有能力, 我一定不計代價回報他對這個家的付出 | discrete | numeric-1.0 | 342 | 0 | - |
| 4 | wfeel4 | 只要想到這些年他為我做的一切, 我就會覺得非常感動 | discrete | numeric-1.0 | 342 | 0 | - |
| 5 | wfeel5 | 他對我很好, 讓我有欠一份情的感覺 | discrete | numeric-1.0 | 342 | 0 | - |
| 6 | wfeel6 | 在所有人當中, 他陪伴我度過最多的困境 | discrete | numeric-1.0 | 342 | 0 | - |
| 7 | wfeel7 | 我們有很多話題可以聊 | discrete | numeric-1.0 | 342 | 0 | - |
| 8 | wfeel8 | 我們有很多一同經歷的特殊體驗 | discrete | numeric-1.0 | 342 | 0 | - |
| 9 | wfeel9 | 我們很享受兩人獨處的時間 | discrete | numeric-1.0 | 342 | 0 | - |

| # | Name | Label | Type | Format | Valid | Invalid | Question |
|----|----------|--------------------------|----------|-------------|-------|---------|----------|
| 10 | wfeel10 | 我很喜歡我們之間表達情意的 方式 | discrete | numeric-1.0 | 342 | 0 | - |
| 11 | wfeel11 | 我能從他那學到許多我所 不足的能力 | discrete | numeric-1.0 | 342 | 0 | - |
| 12 | wfeel12 | 身為他的配偶,我特別覺得 驕傲 | discrete | numeric-1.0 | 342 | 0 | - |
| 13 | wfeel13 | 我很高興能有一個個性這 麼好的先生 | discrete | numeric-1.0 | 342 | 0 | - |
| 14 | wfeel14 | 時間越久,我越能感受到他 與眾不同的優點 | discrete | numeric-1.0 | 342 | 0 | - |
| 15 | wfeel15 | 他的為人處世受到我親友 極大的肯定 | discrete | numeric-1.0 | 342 | 0 | - |
| 16 | wfeel16 | 我們能完全了解對方的需 求 | discrete | numeric-1.0 | 342 | 0 | - |
| 17 | wfeel17 | 我們都能完全信賴對方 | discrete | numeric-1.0 | 342 | 0 | - |
| 18 | wfeel18 | 我們都會將心底最深處的 感受告訴對方 | discrete | numeric-1.0 | 342 | 0 | - |
| 19 | wfeel19 | 我們將彼此視為生命中最 重要的人 | discrete | numeric-1.0 | 342 | 0 | - |
| 20 | wfeel20 | 即使不說出來,我們也能了 解對方的心意 | discrete | numeric-1.0 | 342 | 0 | - |
| 21 | wsextime | 請問,過去一年來,您和先 生多常發生性行為 | discrete | numeric-1.0 | 342 | 0 | - |

Group 對先生的看法

| # | Name | Label | Type | Format | Valid | Invalid | Question |
|----|---------|-------------------------|----------|-------------|-------|---------|----------|
| 1 | wbase1 | 他的為人處世,很值得我學 習 | discrete | numeric-1.0 | 342 | 0 | - |
| 2 | wbase2 | 什麼事情我都想和他談,聽 他的建議 | discrete | numeric-1.0 | 342 | 0 | - |
| 3 | wbase3 | 我欽佩他,希望能成為像他 一樣的人 | discrete | numeric-1.0 | 342 | 0 | - |
| 4 | wbase4 | 如果不順他的意,他會生氣 擺臉色 | discrete | numeric-1.0 | 342 | 0 | - |
| 5 | wbase5 | 他很嚴厲,令人害怕 | discrete | numeric-1.0 | 342 | 0 | - |
| 6 | wbase6 | 如果不聽從他,他會大聲怒 罵甚至動手打人 | discrete | numeric-1.0 | 342 | 0 | - |
| 7 | wbase7 | 他的外表很吸引人 | discrete | numeric-1.0 | 342 | 0 | - |
| 8 | wbase8 | 我覺得他讓我很面子 | discrete | numeric-1.0 | 342 | 0 | - |
| 9 | wbase9 | 和他在一起,讓我很快樂、 輕鬆、自在 | discrete | numeric-1.0 | 342 | 0 | - |
| 10 | wbase10 | 他會欣賞我、稱讚我 | discrete | numeric-1.0 | 342 | 0 | - |
| 11 | wbase11 | 他很有魅力 | discrete | numeric-1.0 | 342 | 0 | - |
| 12 | wbase12 | 他很會理財 | discrete | numeric-1.0 | 342 | 0 | - |
| 13 | wbase13 | 他很善於溝通 | discrete | numeric-1.0 | 342 | 0 | - |
| 14 | wbase14 | 他很會處理安排日常瑣事 | discrete | numeric-1.0 | 342 | 0 | - |
| 15 | wbase15 | 他對教育小孩很有一套 | discrete | numeric-1.0 | 342 | 0 | - |

| # | Name | Label | Type | Format | Valid | Invalid | Question |
|----|---------|-------------------------------|----------|-------------|-------|---------|----------|
| 16 | wbase16 | 他的見聞、知識廣博 | discrete | numeric-1.0 | 342 | 0 | - |
| 17 | wbase17 | 我很相信他對事物的判斷 | discrete | numeric-1.0 | 342 | 0 | - |
| 18 | wbase18 | 他很會收集各種資訊 | discrete | numeric-1.0 | 342 | 0 | - |
| 19 | wbase19 | 他認為婚後太太應該以先生為主 | discrete | numeric-1.0 | 342 | 0 | - |
| 20 | wbase20 | 他認同「嫁雞隨雞,嫁狗隨狗」的觀念 | discrete | numeric-1.0 | 342 | 0 | - |
| 21 | wbase21 | 他認為「先生負責賺錢養家,太太負責家務」是很理想的分工方式 | discrete | numeric-1.0 | 342 | 0 | - |

Group 夫妻間的情形

| # | Name | Label | Type | Format | Valid | Invalid | Question |
|---|--------|----------------------|----------|-------------|-------|---------|----------|
| 1 | wcomp1 | 比較您和先生間的情況: 相愛程度 | discrete | numeric-1.0 | 342 | 0 | - |
| 2 | wcomp2 | 比較您和先生間的情況: 結婚獲益 | discrete | numeric-1.0 | 342 | 0 | - |
| 3 | wcomp3 | 比較您和先生間的情況: 彼此需要程度 | discrete | numeric-1.0 | 342 | 0 | - |
| 4 | wcomp4 | 比較您和先生間的情況: 父母家庭經濟 | discrete | numeric-1.0 | 342 | 0 | - |
| 5 | wcomp5 | 比較您和先生間的情況: 手足親戚來往情形 | discrete | numeric-1.0 | 342 | 0 | - |

Group 對婚姻的看法

| # | Name | Label | Type | Format | Valid | Invalid | Question |
|----|----------|--------------------------|----------|-------------|-------|---------|----------|
| 1 | wattit1 | 結婚後一切應該以男方家庭為重 | discrete | numeric-1.0 | 342 | 0 | - |
| 2 | wattit2 | 結婚後最好與男方父母同住 | discrete | numeric-1.0 | 342 | 0 | - |
| 3 | wattit3 | 即使婚後沒有與夫家父母同住,也應該經常回夫家探望 | discrete | numeric-1.0 | 342 | 0 | - |
| 4 | wattit4 | 結婚後太太應該以先生為主 | discrete | numeric-1.0 | 342 | 0 | - |
| 5 | wattit5 | 結婚後最好生一個兒子以傳宗接代 | discrete | numeric-1.0 | 342 | 0 | - |
| 6 | wattit6 | 我認同中國傳統「嫁雞隨雞,嫁狗隨狗」的觀念 | discrete | numeric-1.0 | 342 | 0 | - |
| 7 | wattit7 | 兒子比女兒更應該負起奉養父母的責任 | discrete | numeric-1.0 | 342 | 0 | - |
| 8 | wattit8 | 結婚後最好住在夫家附近 | discrete | numeric-1.0 | 342 | 0 | - |
| 9 | wattit9 | 先生負責賺錢養家,太太負責家務是很理想的分工方式 | discrete | numeric-1.0 | 342 | 0 | - |
| 10 | wattit10 | 在家庭中,先生與太太應該有一樣的發言及決定權 | discrete | numeric-1.0 | 342 | 0 | - |
| 11 | wattit11 | 侍奉公婆是妻子的責任 | discrete | numeric-1.0 | 342 | 0 | - |

| # | Name | Label | Type | Format | Valid | Invalid | Question |
|----|-----------|---------------------------------|----------|-------------|-------|---------|----------|
| 12 | wattit12 | 夫妻雙方都要擔起子女教養的責任 | discrete | numeric-1.0 | 342 | 0 | - |
| 13 | wattit13 | 結婚後雙方仍要保有個人的生活空間 | discrete | numeric-1.0 | 342 | 0 | - |
| 14 | wattit14 | 當個人事業與照顧家人之間發生衝突時,為人妻者應以照顧家人為優先 | discrete | numeric-1.0 | 342 | 0 | - |
| 15 | wattit15 | 先生的學歷或收入一定要比太太高 | discrete | numeric-1.0 | 342 | 0 | - |
| 16 | wattit16 | 雙方家庭的生活習慣不同會對婚姻生活造成不良影響 | discrete | numeric-1.0 | 342 | 0 | - |
| 17 | wattit17 | 雙方家庭的處事態度不同會對婚姻生活造成不良影響 | discrete | numeric-1.0 | 342 | 0 | - |
| 18 | wattit18 | 雙方家庭中家人互動方式的不同會對婚姻生活造成不良影響 | discrete | numeric-1.0 | 342 | 0 | - |
| 19 | wattit19 | 雙方家庭對財務處理的觀念不同會對婚姻生活造成不良影響 | discrete | numeric-1.0 | 342 | 0 | - |
| 20 | wattit20 | 夫妻有相似的家庭背景是良好婚姻關係的基礎 | discrete | numeric-1.0 | 342 | 0 | - |
| 21 | wconcept1 | 男人應負責賺錢養家,先生該負責家務 | discrete | numeric-1.0 | 342 | 0 | - |
| 22 | wconcept2 | 如果夫妻間已經沒有愛情,就應該離婚 | discrete | numeric-1.0 | 342 | 0 | - |
| 23 | wconcept3 | 男女之間只要彼此有深刻愛情,即使未婚也可以發生性關係 | discrete | numeric-1.0 | 342 | 0 | - |
| 24 | wconcept4 | 為了子女,父母應該自我犧牲 | discrete | numeric-1.0 | 342 | 0 | - |
| 25 | wconcept5 | 照顧父母是長男的責任 | discrete | numeric-1.0 | 342 | 0 | - |
| 26 | wconcept6 | 當父母年老無法自顧時,子女應與父母同住 | discrete | numeric-1.0 | 342 | 0 | - |

Group 家庭事務決定

| # | Name | Label | Type | Format | Valid | Invalid | Question |
|---|-------|------------------------------|----------|-------------|-------|---------|----------|
| 1 | wdec1 | 這項家庭事務通常由誰決定:先生的職業(或工作選擇) | discrete | numeric-1.0 | 342 | 0 | - |
| 2 | wdec2 | 這項家庭事務通常由誰決定:太太是否外出工作或改變工作 | discrete | numeric-1.0 | 342 | 0 | - |
| 3 | wdec3 | 這項家庭事務通常由誰決定:家用支出的分配 | discrete | numeric-1.0 | 342 | 0 | - |
| 4 | wdec4 | 這項家庭事務通常由誰決定:儲蓄、投資、保險等 | discrete | numeric-1.0 | 342 | 0 | - |
| 5 | wdec5 | 這項家庭事務通常由誰決定:一般婚喪喜慶時賀禮或奠儀的數額 | discrete | numeric-1.0 | 342 | 0 | - |

| # | Name | Label | Type | Format | Valid | Invalid | Question |
|----|--------|----------------------------|----------|-------------|-------|---------|----------|
| 6 | wdec6 | 這項家庭事務通常由誰決定:買賣房地產 | discrete | numeric-1.0 | 342 | 0 | - |
| 7 | wdec7 | 這項家庭事務通常由誰決定:有關搬家方面 | discrete | numeric-1.0 | 342 | 0 | - |
| 8 | wdec8 | 這項家庭事務通常由誰決定:要不要與上一代同住 | discrete | numeric-1.0 | 342 | 0 | - |
| 9 | wdec9 | 這項家庭事務通常由誰決定:奉養父母的方式 | discrete | numeric-1.0 | 342 | 0 | - |
| 10 | wdec10 | 這項家庭事務通常由誰決定:生幾個孩子 | discrete | numeric-1.0 | 342 | 0 | - |
| 11 | wdec11 | 這項家庭事務通常由誰決定:娛樂休閒活動的計畫 | discrete | numeric-1.0 | 342 | 0 | - |
| 12 | wdec12 | 這項家庭事務通常由誰決定:家事的分配 | discrete | numeric-1.0 | 342 | 0 | - |
| 13 | wdec13 | 這項家庭事務通常由誰決定:家中的佈置、傢俱的選購 | discrete | numeric-1.0 | 342 | 0 | - |
| 14 | wdec14 | 這項家庭事務通常由誰決定:子女上那間學校、那間才藝班 | discrete | numeric-1.0 | 342 | 0 | - |
| 15 | wdec15 | 這項家庭事務通常由誰決定:子女管教問題 | discrete | numeric-1.0 | 342 | 0 | - |
| 16 | wdec16 | 這項家庭事務通常由誰決定:子女學業及升學問題 | discrete | numeric-1.0 | 342 | 0 | - |

Group 和先生相處情形

| # | Name | Label | Type | Format | Valid | Invalid | Question |
|---|--------|----------------------|----------|-------------|-------|---------|----------|
| 1 | wfree1 | 我先生給我所需要的自由。 | discrete | numeric-1.0 | 342 | 0 | - |
| 2 | wfree2 | 我先生讓我自己做決定。 | discrete | numeric-1.0 | 342 | 0 | - |
| 3 | wfree3 | 即使我和他的意見不一致,他也覺得沒關係。 | discrete | numeric-1.0 | 342 | 0 | - |
| 4 | wfree4 | 讓我去做任何我想做的事情。 | discrete | numeric-1.0 | 342 | 0 | - |
| 5 | wfree5 | 我多半自己做出決定,不需詢問我先生。 | discrete | numeric-1.0 | 342 | 0 | - |
| 6 | wfree6 | 如果情況所需,我能夠獨立完成該做的事。 | discrete | numeric-1.0 | 342 | 0 | - |
| 7 | wfree7 | 我有自己的興趣嗜好。 | discrete | numeric-1.0 | 342 | 0 | - |
| 8 | wfree8 | 我身邊有許多支持我的朋友。 | discrete | numeric-1.0 | 342 | 0 | - |

Group 家事分工

| # | Name | Label | Type | Format | Valid | Invalid | Question |
|---|---------|-----------------|----------|-------------|-------|---------|----------|
| 1 | wwwork1 | 這項家事主要由誰來做:照顧孩子 | discrete | numeric-1.0 | 342 | 0 | - |
| 2 | wwwork2 | 這項家事主要由誰來做:煮飯做菜 | discrete | numeric-1.0 | 342 | 0 | - |

| # | Name | Label | Type | Format | Valid | Invalid | Question |
|----|----------|--------------------|----------|-------------|-------|---------|----------|
| 3 | wwwork3 | 這項家事主要由誰來做:清洗碗盤 | discrete | numeric-1.0 | 342 | 0 | - |
| 4 | wwwork4 | 這項家事主要由誰來做:照顧車子 | discrete | numeric-1.0 | 342 | 0 | - |
| 5 | wwwork5 | 這項家事主要由誰來做:清洗衣物 | discrete | numeric-1.0 | 342 | 0 | - |
| 6 | wwwork6 | 這項家事主要由誰來做:倒垃圾 | discrete | numeric-1.0 | 342 | 0 | - |
| 7 | wwwork7 | 這項家事主要由誰來做:擦洗窗戶 | discrete | numeric-1.0 | 342 | 0 | - |
| 8 | wwwork8 | 這項家事主要由誰來做:買菜 | discrete | numeric-1.0 | 342 | 0 | - |
| 9 | wwwork9 | 這項家事主要由誰來做:清掃、清潔整理 | discrete | numeric-1.0 | 342 | 0 | - |
| 10 | wwwork10 | 這項家事主要由誰來做:陪孩子作功課 | discrete | numeric-1.0 | 342 | 0 | - |
| 11 | wwwork11 | 這項家事主要由誰來做:修理水電 | discrete | numeric-1.0 | 342 | 0 | - |
| 12 | wwwork12 | 這項家事主要由誰來做:買日用品 | discrete | numeric-1.0 | 342 | 0 | - |

Group 本人描述

| # | Name | Label | Type | Format | Valid | Invalid | Question |
|---|--------|----------------------|----------|-------------|-------|---------|----------|
| 1 | wself1 | 我沒有辦法解決自己的某些問題 | discrete | numeric-1.0 | 342 | 0 | - |
| 2 | wself2 | 我沒有辦法控制發生在我身上的事 | discrete | numeric-1.0 | 342 | 0 | - |
| 3 | wself3 | 要處理生活上的種種問題時,讓我感到很無力 | discrete | numeric-1.0 | 342 | 0 | - |
| 4 | wself4 | 我用積極樂觀的態度看待我自己 | discrete | numeric-1.0 | 342 | 0 | - |
| 5 | wself5 | 我覺得我是個有價值(有用)的人 | discrete | numeric-1.0 | 342 | 0 | - |
| 6 | wself6 | 我沒有很多值得驕傲的事情 | discrete | numeric-1.0 | 342 | 0 | - |
| 7 | wself7 | 我很滿意我自己 | discrete | numeric-1.0 | 342 | 0 | - |
| 8 | wself8 | 我有時候覺得自己很沒有用 | discrete | numeric-1.0 | 342 | 0 | - |
| 9 | wself9 | 有時候我會認為自己一無是處 | discrete | numeric-1.0 | 342 | 0 | - |

Group 這一年夫妻困擾

| # | Name | Label | Type | Format | Valid | Invalid | Question |
|---|--------|--------------------------------|----------|-------------|-------|---------|----------|
| 1 | wconf1 | 這項事情有無發生並造成你的困擾:先生只顧工作、不顧家人。 | discrete | numeric-1.0 | 342 | 0 | - |
| 2 | wconf2 | 這項事情有無發生並造成你的困擾:先生把工作上的不愉快帶回家。 | discrete | numeric-1.0 | 342 | 0 | - |

| # | Name | Label | Type | Format | Valid | Invalid | Question |
|----|---------|-------------------------------------|----------|-------------|-------|---------|----------|
| 3 | wconf3 | 這項事情有無發生並造成你的困擾:先生因為工作應酬而晚回家。 | discrete | numeric-1.0 | 342 | 0 | - |
| 4 | wconf4 | 這項事情有無發生並造成你的困擾:為了我是否出外工作或改變工作而起爭執。 | discrete | numeric-1.0 | 342 | 0 | - |
| 5 | wconf5 | 這項事情有無發生並造成你的困擾:兩人無法一起從事休閒活動。 | discrete | numeric-1.0 | 342 | 0 | - |
| 6 | wconf6 | 這項事情有無發生並造成你的困擾:家事如何分工。 | discrete | numeric-1.0 | 342 | 0 | - |
| 7 | wconf7 | 這項事情有無發生並造成你的困擾:兩人生活作息差異大。 | discrete | numeric-1.0 | 342 | 0 | - |
| 8 | wconf8 | 這項事情有無發生並造成你的困擾:先生抽煙。 | discrete | numeric-1.0 | 342 | 0 | - |
| 9 | wconf9 | 這項事情有無發生並造成你的困擾:先生喝酒。 | discrete | numeric-1.0 | 342 | 0 | - |
| 10 | wconf10 | 這項事情有無發生並造成你的困擾:先生賭博。 | discrete | numeric-1.0 | 342 | 0 | - |
| 11 | wconf11 | 這項事情有無發生並造成你的困擾:先生沉迷於上網。 | discrete | numeric-1.0 | 342 | 0 | - |
| 12 | wconf12 | 這項事情有無發生並造成你的困擾:性生活不協調。 | discrete | numeric-1.0 | 342 | 0 | - |
| 13 | wconf13 | 這項事情有無發生並造成你的困擾:為了養寵物、照料寵物而起爭執。 | discrete | numeric-1.0 | 342 | 0 | - |
| 14 | wconf14 | 這項事情有無發生並造成你的困擾:先生不了解我的感受,不關心我。 | discrete | numeric-1.0 | 342 | 0 | - |
| 15 | wconf15 | 這項事情有無發生並造成你的困擾:先生不守約定。 | discrete | numeric-1.0 | 342 | 0 | - |
| 16 | wconf16 | 這項事情有無發生並造成你的困擾:先生態度、語氣不好。 | discrete | numeric-1.0 | 342 | 0 | - |
| 17 | wconf17 | 這項事情有無發生並造成你的困擾:兩人飲食偏好差異大。 | discrete | numeric-1.0 | 342 | 0 | - |
| 18 | wconf18 | 這項事情有無發生並造成你的困擾:兩人興趣不同。 | discrete | numeric-1.0 | 342 | 0 | - |
| 19 | wconf19 | 這項事情有無發生並造成你的困擾:價值觀不同,或對某些事看法不同。 | discrete | numeric-1.0 | 342 | 0 | - |
| 20 | wconf20 | 這項事情有無發生並造成你的困擾:個性不合。 | discrete | numeric-1.0 | 342 | 0 | - |
| 21 | wconf21 | 這項事情有無發生並造成你的困擾:先生借錢給別人。 | discrete | numeric-1.0 | 342 | 0 | - |
| 22 | wconf22 | 這項事情有無發生並造成你的困擾:先生跟別人借錢。 | discrete | numeric-1.0 | 342 | 0 | - |

| # | Name | Label | Type | Format | Valid | Invalid | Question |
|----|---------|------------------------------------|----------|-------------|-------|---------|----------|
| 23 | wconf23 | 這項事情有無發生並造成你的困擾:先生不肯負擔家用開銷。 | discrete | numeric-1.0 | 342 | 0 | - |
| 24 | wconf24 | 這項事情有無發生並造成你的困擾:先生花錢浪費。 | discrete | numeric-1.0 | 342 | 0 | - |
| 25 | wconf25 | 這項事情有無發生並造成你的困擾:先生太小氣、一毛不拔。 | discrete | numeric-1.0 | 342 | 0 | - |
| 26 | wconf26 | 這項事情有無發生並造成你的困擾:為財產是否共有而意見不合。 | discrete | numeric-1.0 | 342 | 0 | - |
| 27 | wconf27 | 這項事情有無發生並造成你的困擾:為家用支出的分配而意見不合。 | discrete | numeric-1.0 | 342 | 0 | - |
| 28 | wconf28 | 這項事情有無發生並造成你的困擾:是否要買車、買房子或土地。 | discrete | numeric-1.0 | 342 | 0 | - |
| 29 | wconf29 | 這項事情有無發生並造成你的困擾:是否與上一代同住。 | discrete | numeric-1.0 | 342 | 0 | - |
| 30 | wconf30 | 這項事情有無發生並造成你的困擾:奉養父母的方式。 | discrete | numeric-1.0 | 342 | 0 | - |
| 31 | wconf31 | 這項事情有無發生並造成你的困擾:因先生親戚的事而起爭執。 | discrete | numeric-1.0 | 342 | 0 | - |
| 32 | wconf32 | 這項事情有無發生並造成你的困擾:因我親戚的事而起爭執。 | discrete | numeric-1.0 | 342 | 0 | - |
| 33 | wconf33 | 這項事情有無發生並造成你的困擾:先生常跟朋友出去玩,不陪家人。 | discrete | numeric-1.0 | 342 | 0 | - |
| 34 | wconf34 | 這項事情有無發生並造成你的困擾:先生有一些異性朋友,來往甚密。 | discrete | numeric-1.0 | 342 | 0 | - |
| 35 | wconf35 | 這項事情有無發生並造成你的困擾:先生有婚外情。 | discrete | numeric-1.0 | 342 | 0 | - |
| 36 | wconf36 | 這項事情有無發生並造成你的困擾:要不要生小孩、生幾個。 | discrete | numeric-1.0 | 342 | 0 | - |
| 37 | wconf37 | 這項事情有無發生並造成你的困擾:先生太寵子女(無子女者圈0)。 | discrete | numeric-1.0 | 342 | 0 | - |
| 38 | wconf38 | 這項事情有無發生並造成你的困擾:先生對子女太嚴(無子女者圈0)。 | discrete | numeric-1.0 | 342 | 0 | - |
| 39 | wconf39 | 這項事情有無發生並造成你的困擾:先生對子女不聞不問(無子女者圈0)。 | discrete | numeric-1.0 | 342 | 0 | - |
| 40 | wconf40 | 這項事情有無發生並造成你的困擾:小孩從父姓或母姓(無子女者圈0)。 | discrete | numeric-1.0 | 342 | 0 | - |
| 41 | wconf41 | 這項事情有無發生並造成你的困擾:子女上那間學 | discrete | numeric-1.0 | 342 | 0 | - |

| # | Name | Label | Type | Format | Valid | Invalid | Question |
|----|---------|------------------------------------|----------|-------------|-------|---------|----------|
| | | 校、那間才藝班(無子女者圈0)。 | | | | | |
| 42 | wconf42 | 這項事情有無發生並造成你的困擾:子女管教問題(無子女者圈0)。 | discrete | numeric-1.0 | 342 | 0 | - |
| 43 | wconf43 | 這項事情有無發生並造成你的困擾:子女學業及升學問題(無子女者圈0)。 | discrete | numeric-1.0 | 342 | 0 | - |

Group 和先生協調溝通

| # | Name | Label | Type | Format | Valid | Invalid | Question |
|----|--------|-----------------------------|----------|-------------|-------|---------|----------|
| 1 | wstr1 | 當婚姻需要協調時我會:好好地談,把話說出來 | discrete | numeric-1.0 | 342 | 0 | - |
| 2 | wstr2 | 當婚姻需要協調時我會:兩個人協調找出一可接受的共同點 | discrete | numeric-1.0 | 342 | 0 | - |
| 3 | wstr3 | 當婚姻需要協調時我會:先稱讚對方,然後才談問題 | discrete | numeric-1.0 | 342 | 0 | - |
| 4 | wstr4 | 當婚姻需要協調時我會:尊重對方的意見,不強求對方改變 | discrete | numeric-1.0 | 342 | 0 | - |
| 5 | wstr5 | 當婚姻需要協調時我會:直接溝通 | discrete | numeric-1.0 | 342 | 0 | - |
| 6 | wstr6 | 當婚姻需要協調時我會:用寫信的方式傳達意見 | discrete | numeric-1.0 | 342 | 0 | - |
| 7 | wstr7 | 當婚姻需要協調時我會:用暗示的,不直接說清楚 | discrete | numeric-1.0 | 342 | 0 | - |
| 8 | wstr8 | 當婚姻需要協調時我會:不說真相,隱瞞對方 | discrete | numeric-1.0 | 342 | 0 | - |
| 9 | wstr9 | 當婚姻需要協調時我會:以沉默表達不滿 | discrete | numeric-1.0 | 342 | 0 | - |
| 10 | wstr10 | 當婚姻需要協調時我會:冷戰 | discrete | numeric-1.0 | 342 | 0 | - |
| 11 | wstr11 | 當婚姻需要協調時我會:不讓孩子知道(無子女者請圈0) | discrete | numeric-1.0 | 342 | 0 | - |
| 12 | wstr12 | 當婚姻需要協調時我會:說謊騙對方 | discrete | numeric-1.0 | 342 | 0 | - |
| 13 | wstr13 | 當婚姻需要協調時我會:避免爭吵以免破壞感情 | discrete | numeric-1.0 | 342 | 0 | - |
| 14 | wstr14 | 當婚姻需要協調時我會:彼此忍耐退讓 | discrete | numeric-1.0 | 342 | 0 | - |
| 15 | wstr15 | 當婚姻需要協調時我會:避免去處理問題,以免傷了和氣 | discrete | numeric-1.0 | 342 | 0 | - |
| 16 | wstr16 | 當婚姻需要協調時我會:無可奈何地認命 | discrete | numeric-1.0 | 342 | 0 | - |
| 17 | wstr17 | 當婚姻需要協調時我會:爭取孩子的支持(無子女者請圈0) | discrete | numeric-1.0 | 342 | 0 | - |

| # | Name | Label | Type | Format | Valid | Invalid | Question |
|----|--------|-------------------------------------|----------|-------------|-------|---------|----------|
| 18 | wstr18 | 當婚姻需要協調時我會:尋求精神寄託或宗教信仰的支持 | discrete | numeric-1.0 | 342 | 0 | - |
| 19 | wstr19 | 當婚姻需要協調時我會:責備對方的疏失、不是 | discrete | numeric-1.0 | 342 | 0 | - |
| 20 | wstr20 | 當婚姻需要協調時我會:吵架 | discrete | numeric-1.0 | 342 | 0 | - |
| 21 | wstr21 | 當婚姻需要協調時我會:打架 | discrete | numeric-1.0 | 342 | 0 | - |
| 22 | wstr22 | 當婚姻需要協調時我會:哭鬧或生氣表示不滿、委屈 | discrete | numeric-1.0 | 342 | 0 | - |
| 23 | wstr23 | 當婚姻需要協調時我會:跟孩子訴苦(無子女者請圈0) | discrete | numeric-1.0 | 342 | 0 | - |
| 24 | wstr24 | 當婚姻需要協調時我會:用傷害自己的方式表達不滿 | discrete | numeric-1.0 | 342 | 0 | - |
| 25 | wstr25 | 當婚姻需要協調時我會:以肢體動作(如敲桌子、摔東西)表達不滿 | discrete | numeric-1.0 | 342 | 0 | - |
| 26 | wstr26 | 當婚姻需要協調時我會:抱怨、嘮叨或碎碎念 | discrete | numeric-1.0 | 342 | 0 | - |
| 27 | wstr27 | 當婚姻需要協調時我會:向別人訴苦 | discrete | numeric-1.0 | 342 | 0 | - |
| 28 | wstr28 | 當婚姻需要協調時我會:叫孩子居中傳達(無子女者請圈0) | discrete | numeric-1.0 | 342 | 0 | - |
| 29 | wstr29 | 當婚姻需要協調時我會:請妻家親戚出面協調 | discrete | numeric-1.0 | 342 | 0 | - |
| 30 | wstr30 | 當婚姻需要協調時我會:請夫家親戚出面協調 | discrete | numeric-1.0 | 342 | 0 | - |
| 31 | wstr31 | 當婚姻需要協調時我會:拿孩子來緩和氣氛(無子女者請圈0) | discrete | numeric-1.0 | 342 | 0 | - |
| 32 | wstr32 | 當婚姻需要協調時我會:生悶氣 | discrete | numeric-1.0 | 342 | 0 | - |
| 33 | wstr33 | 當婚姻需要協調時我會:請朋友或同事幫忙協調 | discrete | numeric-1.0 | 342 | 0 | - |
| 34 | wstr34 | 當婚姻需要協調時我會:找婚姻諮詢專家諮詢 | discrete | numeric-1.0 | 341 | 1 | - |
| 35 | wstr35 | 當婚姻需要協調時我會:舉別人先生為例,要對方效法 | discrete | numeric-1.0 | 341 | 1 | - |
| 36 | wstr36 | 當婚姻需要協調時我會:不吃東西來表達委屈 | discrete | numeric-1.0 | 341 | 1 | - |
| 37 | wstr37 | 當婚姻需要協調時我會:運用書籍或報章雜誌上的資源來幫忙解決婚姻上的困難 | discrete | numeric-1.0 | 341 | 1 | - |
| 38 | wstr38 | 當婚姻需要協調時我會:撒嬌來化解問題 | discrete | numeric-1.0 | 341 | 1 | - |
| 39 | wstr39 | 當婚姻需要協調時我會:送花或小禮物來化解 | discrete | numeric-1.0 | 341 | 1 | - |
| 40 | wstr40 | 當婚姻需要協調時我會:用牽手或擁抱等方法來化解 | discrete | numeric-1.0 | 341 | 1 | - |

| # | Name | Label | Type | Format | Valid | Invalid | Question |
|----|--------|-----------------------|----------|-------------|-------|---------|----------|
| 41 | wstr41 | 當婚姻需要協調時我會:折磨自己、對自己不好 | discrete | numeric-1.0 | 341 | 1 | - |
| 42 | wstr42 | 當婚姻需要協調時我會:接納先生的缺點 | discrete | numeric-1.0 | 341 | 1 | - |
| 43 | wstr43 | 當婚姻需要協調時我會:體諒先生的難處 | discrete | numeric-1.0 | 341 | 1 | - |

Group 先生實際幫助

| # | Name | Label | Type | Format | Valid | Invalid | Question |
|----|--------|---|----------|-------------|-------|---------|----------|
| 1 | wrec1 | 先生實際給你多少幫助:理解我、肯定我的行為或想法 | discrete | numeric-1.0 | 342 | 0 | - |
| 2 | wrec2 | 先生實際給你多少幫助:當我忍耐不住、想說出心裡的話時,肯在身旁傾聽 | discrete | numeric-1.0 | 342 | 0 | - |
| 3 | wrec3 | 先生實際給你多少幫助:當我心情不好時,和我說說話、鼓勵鼓勵我 | discrete | numeric-1.0 | 342 | 0 | - |
| 4 | wrec4 | 先生實際給你多少幫助:當我緊急需要一筆錢時,替我出或幫我想辦法 | discrete | numeric-1.0 | 342 | 0 | - |
| 5 | wrec5 | 先生實際給你多少幫助:只要有必要,不論是多重要、多貴的東西都會支援我 | discrete | numeric-1.0 | 342 | 0 | - |
| 6 | wrec6 | 先生實際給你多少幫助:協助我處理家裡日常事物、照料家人的日常生活 | discrete | numeric-1.0 | 342 | 0 | - |
| 7 | wrec7 | 先生實際給你多少幫助:當我身體不適時,幫忙照料家裡 | discrete | numeric-1.0 | 342 | 0 | - |
| 8 | wrec8 | 先生實際給你多少幫助:當我遇到問題時,提供解決問題的經驗,給我參考 | discrete | numeric-1.0 | 342 | 0 | - |
| 9 | wrec9 | 先生實際給你多少幫助:當我需要做決定時,和我商量、幫我出點子 | discrete | numeric-1.0 | 342 | 0 | - |
| 10 | wrec10 | 先生實際給你多少幫助:對於我的所作所為,不批評好壞對錯,而是從客觀的角度提供意見、建議 | discrete | numeric-1.0 | 342 | 0 | - |
| 11 | wrec11 | 先生實際給你多少幫助:幫忙管孩子、檢查功課(無子女者請圈0) | discrete | numeric-1.0 | 342 | 0 | - |

Group 拜託先生幫助

| # | Name | Label | Type | Format | Valid | Invalid | Question |
|---|----------|----------------------|----------|-------------|-------|---------|----------|
| 1 | wsupstr1 | 提出解釋、說明理由,請他幫忙。 | discrete | numeric-1.0 | 342 | 0 | - |
| 2 | wsupstr2 | 單純直接地要他幫忙。 | discrete | numeric-1.0 | 342 | 0 | - |
| 3 | wsupstr3 | 以誠懇、謙虛、客氣、委婉的態度請他幫忙。 | discrete | numeric-1.0 | 342 | 0 | - |

| # | Name | Label | Type | Format | Valid | Invalid | Question |
|----|-----------|---------------------------------------|----------|-------------|-------|---------|----------|
| 4 | wsupstr4 | 不斷強調,答應幫你忙,對你來說是多麼重要的一件事。 | discrete | numeric-1.0 | 342 | 0 | - |
| 5 | wsupstr5 | 擺出一副難看的臉色,直到他答應幫忙為止。 | discrete | numeric-1.0 | 342 | 0 | - |
| 6 | wsupstr6 | 嚇嚇他、威脅他、強迫他答應幫忙。 | discrete | numeric-1.0 | 342 | 0 | - |
| 7 | wsupstr7 | 擺低姿勢來請他幫忙。 | discrete | numeric-1.0 | 342 | 0 | - |
| 8 | wsupstr8 | 用撒嬌的方式要他幫忙。 | discrete | numeric-1.0 | 342 | 0 | - |
| 9 | wsupstr9 | 裝可憐,引起他的同情心來幫你忙。 | discrete | numeric-1.0 | 342 | 0 | - |
| 10 | wsupstr10 | 特別表現出迷人的一面,讓他無法拒絕幫忙。 | discrete | numeric-1.0 | 342 | 0 | - |
| 11 | wsupstr11 | 找一些藉口,要他幫忙。 | discrete | numeric-1.0 | 342 | 0 | - |
| 12 | wsupstr12 | 以暗示的方式,要他幫忙。 | discrete | numeric-1.0 | 342 | 0 | - |
| 13 | wsupstr13 | 用說服的方式來讓他答應幫忙。 | discrete | numeric-1.0 | 342 | 0 | - |
| 14 | wsupstr14 | 請他站在你的立場想,答應幫你的忙。 | discrete | numeric-1.0 | 342 | 0 | - |
| 15 | wsupstr15 | 找跟他感情好的親友代為出面,請他幫忙。 | discrete | numeric-1.0 | 342 | 0 | - |
| 16 | wsupstr16 | 告訴他,別人的先生大概都會願意幫忙,請他效法。 | discrete | numeric-1.0 | 342 | 0 | - |
| 17 | wsupstr17 | 製造一個好幾個人在場的情境,讓他不好意思不幫忙。 | discrete | numeric-1.0 | 342 | 0 | - |
| 18 | wsupstr18 | 選個好時機,趁他心情好或是趁客人在場時,要求他幫忙。 | discrete | numeric-1.0 | 342 | 0 | - |
| 19 | wsupstr19 | 先送東西給他或先請客,然後再要他幫忙。 | discrete | numeric-1.0 | 342 | 0 | - |
| 20 | wsupstr20 | 提出某些交換條件,要他幫忙。 | discrete | numeric-1.0 | 342 | 0 | - |
| 21 | wsupstr21 | 告訴他,如果答應幫忙,就買東西給他、或請他客。 | discrete | numeric-1.0 | 342 | 0 | - |
| 22 | wsupstr22 | 就算有點違背自己的本意,也會做一些討好巴結他的事,討他歡心,然後要他幫忙。 | discrete | numeric-1.0 | 342 | 0 | - |
| 23 | wsupstr23 | 告訴他,若不肯幫忙的話,就要懲罰他。 | discrete | numeric-1.0 | 342 | 0 | - |
| 24 | wsupstr24 | 不斷死纏、做一些讓他煩的事,直到他不得不幫忙為止。 | discrete | numeric-1.0 | 342 | 0 | - |
| 25 | wsupstr25 | 以發脾氣的方式要他幫忙。 | discrete | numeric-1.0 | 342 | 0 | - |
| 26 | wsupstr26 | 用命令的方式要他幫忙。 | discrete | numeric-1.0 | 342 | 0 | - |
| 27 | wsupstr27 | 稱讚他,然後請他幫忙。 | discrete | numeric-1.0 | 342 | 0 | - |
| 28 | wsupstr28 | 把氣氛弄好,然後說出你要他幫的忙。 | discrete | numeric-1.0 | 342 | 0 | - |

| # | Name | Label | Type | Format | Valid | Invalid | Question |
|----|-----------|-------------------|----------|-------------|-------|---------|----------|
| 29 | wsupstr29 | 找他或你的父母代為出面說。 | discrete | numeric-1.0 | 342 | 0 | - |
| 30 | wsupstr30 | 叫孩子去對他說(無子女者請圈0)。 | discrete | numeric-1.0 | 342 | 0 | - |

Group 對先生實際幫助

| # | Name | Label | Type | Format | Valid | Invalid | Question |
|----|--------|----------------------------------|----------|-------------|-------|---------|----------|
| 1 | wpro1 | 理解他、肯定他的行為或想法 | discrete | numeric-1.0 | 342 | 0 | - |
| 2 | wpro2 | 當他忍耐不住、想說出心裡的話時,肯在身旁傾聽 | discrete | numeric-1.0 | 342 | 0 | - |
| 3 | wpro3 | 當他心情不好時,和他說說話、鼓勵鼓勵他 | discrete | numeric-1.0 | 342 | 0 | - |
| 4 | wpro4 | 當他緊急需要一筆錢時,替他出或幫他想辦法 | discrete | numeric-1.0 | 342 | 0 | - |
| 5 | wpro5 | 只要有必要,不論是多重要、多貴的東西都會支援他 | discrete | numeric-1.0 | 342 | 0 | - |
| 6 | wpro6 | 協助他處理家裡日常事物、照料家人的日常生活 | discrete | numeric-1.0 | 342 | 0 | - |
| 7 | wpro7 | 當他身體不適時,幫忙照料家裡 | discrete | numeric-1.0 | 342 | 0 | - |
| 8 | wpro8 | 當他遇到問題時,提供解決問題的經驗,給他參考 | discrete | numeric-1.0 | 342 | 0 | - |
| 9 | wpro9 | 當他需要做決定時,和他商量、幫他出點子 | discrete | numeric-1.0 | 342 | 0 | - |
| 10 | wpro10 | 對於他的所作所為,不批評好壞對錯,而是從客觀的角度提供意見、建議 | discrete | numeric-1.0 | 342 | 0 | - |
| 11 | wpro11 | 幫忙管孩子、檢查功課(無子女者請圈0) | discrete | numeric-1.0 | 341 | 1 | - |

Group 夫妻相處態度

| Subgroup(s) | 先生對您, 您對先生 |
|-------------|------------|
|-------------|------------|

Group 先生對您

| # | Name | Label | Type | Format | Valid | Invalid | Question |
|---|---------|----------------|----------|-------------|-------|---------|----------|
| 1 | wbadme1 | 先生對您: 不關心我。 | discrete | numeric-1.0 | 342 | 0 | - |
| 2 | wbadme2 | 先生對您: 忽視我的感受。 | discrete | numeric-1.0 | 342 | 0 | - |
| 3 | wbadme3 | 先生對您: 不體貼我。 | discrete | numeric-1.0 | 342 | 0 | - |
| 4 | wbadme4 | 先生對您: 不想和我在一起。 | discrete | numeric-1.0 | 342 | 0 | - |
| 5 | wbadme5 | 先生對您: 跟我吵架。 | discrete | numeric-1.0 | 342 | 0 | - |
| 6 | wbadme6 | 先生對您: 對我動粗。 | discrete | numeric-1.0 | 342 | 0 | - |
| 7 | wbadme7 | 先生對您: 對我發脾氣。 | discrete | numeric-1.0 | 342 | 0 | - |
| 8 | wbadme8 | 先生對您: 對我大吼大叫。 | discrete | numeric-1.0 | 342 | 0 | - |

| # | Name | Label | Type | Format | Valid | Invalid | Question |
|----|----------|--------------------------|----------|-------------|-------|---------|----------|
| 9 | wbadme9 | 先生對您:要我去做我不想做的事。 | discrete | numeric-1.0 | 342 | 0 | - |
| 10 | wbadme10 | 先生對您:在我處理重要事情時,會打斷我。 | discrete | numeric-1.0 | 342 | 0 | - |
| 11 | wbadme11 | 先生對您:對我捧東西。 | discrete | numeric-1.0 | 342 | 0 | - |
| 12 | wbadme12 | 先生對您:對我很粗魯。 | discrete | numeric-1.0 | 342 | 0 | - |
| 13 | wbadme13 | 先生對您:對我沒耐心。 | discrete | numeric-1.0 | 342 | 0 | - |
| 14 | wbadme14 | 先生對您:不讓我把話說完。 | discrete | numeric-1.0 | 342 | 0 | - |
| 15 | wbadme15 | 先生對您:批評我。 | discrete | numeric-1.0 | 342 | 0 | - |
| 16 | wbadme16 | 先生對您:嘲笑我。 | discrete | numeric-1.0 | 342 | 0 | - |
| 17 | wbadme17 | 先生對您:對我冷言冷語。 | discrete | numeric-1.0 | 342 | 0 | - |
| 18 | wbadme18 | 先生對您:在孩子面前對我發脾氣(無子女者請圈0) | discrete | numeric-1.0 | 342 | 0 | - |
| 19 | wbadme19 | 先生對您:干預我管孩子。 | discrete | numeric-1.0 | 342 | 0 | - |
| 20 | wbadme20 | 先生對您:當著孩子批評我 | discrete | numeric-1.0 | 342 | 0 | - |

Group 您對先生

| # | Name | Label | Type | Format | Valid | Invalid | Question |
|----|----------|--------------------------|----------|-------------|-------|---------|----------|
| 1 | wbadhe1 | 您對先生:不關心他。 | discrete | numeric-1.0 | 342 | 0 | - |
| 2 | wbadhe2 | 您對先生:忽視他的感受。 | discrete | numeric-1.0 | 342 | 0 | - |
| 3 | wbadhe3 | 您對先生:不體貼他。 | discrete | numeric-1.0 | 342 | 0 | - |
| 4 | wbadhe4 | 您對先生:不想和他在一起。 | discrete | numeric-1.0 | 342 | 0 | - |
| 5 | wbadhe5 | 您對先生:跟他吵架。 | discrete | numeric-1.0 | 342 | 0 | - |
| 6 | wbadhe6 | 您對先生:對他動粗。 | discrete | numeric-1.0 | 342 | 0 | - |
| 7 | wbadhe7 | 您對先生:對他發脾氣。 | discrete | numeric-1.0 | 342 | 0 | - |
| 8 | wbadhe8 | 您對先生:對他大吼大叫。 | discrete | numeric-1.0 | 342 | 0 | - |
| 9 | wbadhe9 | 您對先生:要他去做他不想做的事。 | discrete | numeric-1.0 | 342 | 0 | - |
| 10 | wbadhe10 | 您對先生:在他處理重要事情時,會打斷他。 | discrete | numeric-1.0 | 342 | 0 | - |
| 11 | wbadhe11 | 您對先生:對他捧東西。 | discrete | numeric-1.0 | 342 | 0 | - |
| 12 | wbadhe12 | 您對先生:對他很粗魯。 | discrete | numeric-1.0 | 342 | 0 | - |
| 13 | wbadhe13 | 您對先生:對他沒耐心。 | discrete | numeric-1.0 | 342 | 0 | - |
| 14 | wbadhe14 | 您對先生:不讓他把話說完。 | discrete | numeric-1.0 | 342 | 0 | - |
| 15 | wbadhe15 | 您對先生:批評他。 | discrete | numeric-1.0 | 342 | 0 | - |
| 16 | wbadhe16 | 您對先生:嘲笑他。 | discrete | numeric-1.0 | 342 | 0 | - |
| 17 | wbadhe17 | 您對先生:對他冷言冷語。 | discrete | numeric-1.0 | 342 | 0 | - |
| 18 | wbadhe18 | 您對先生:在孩子面前對他發脾氣(無子女者請圈0) | discrete | numeric-1.0 | 342 | 0 | - |
| 19 | wbadhe19 | 您對先生:干預他管孩子。 | discrete | numeric-1.0 | 342 | 0 | - |
| 20 | wbadhe20 | 您對先生:當著孩子批評他 | discrete | numeric-1.0 | 342 | 0 | - |

| Group 夫妻性生活 | | | | | | | |
|-------------|------------|----------------------|----------|-------------|-------|---------|----------|
| # | Name | Label | Type | Format | Valid | Invalid | Question |
| 1 | wsexlife1 | 先生和我對性生活的觀念很相似 | discrete | numeric-1.0 | 342 | 0 | - |
| 2 | wsexlife2 | 先生和我在性生活上的喜好相近 | discrete | numeric-1.0 | 342 | 0 | - |
| 3 | wsexlife3 | 我很難接受先生對性的想法和觀念 | discrete | numeric-1.0 | 342 | 0 | - |
| 4 | wsexlife4 | 婚姻關係中,先生把性生活看得太重要 | discrete | numeric-1.0 | 342 | 0 | - |
| 5 | wsexlife5 | 先生忽視我們的性生活 | discrete | numeric-1.0 | 342 | 0 | - |
| 6 | wsexlife6 | 先生對性生活的需求超過我的負荷 | discrete | numeric-1.0 | 342 | 0 | - |
| 7 | wsexlife7 | 對於先生希望做的某些性行為,我覺得不舒服 | discrete | numeric-1.0 | 342 | 0 | - |
| 8 | wsexlife8 | 我想嘗試不同的性事時,先生會不願意配合 | discrete | numeric-1.0 | 342 | 0 | - |
| 9 | wsexlife9 | 先生和我對於性行為的次數,意見不一致 | discrete | numeric-1.0 | 342 | 0 | - |
| 10 | wsexlife10 | 我無法滿足先生的性需求 | discrete | numeric-1.0 | 342 | 0 | - |
| 11 | wsexlife11 | 我對先生很有「性」趣 | discrete | numeric-1.0 | 342 | 0 | - |
| 12 | wsexlife12 | 我覺得先生對我很冇「性」趣 | discrete | numeric-1.0 | 342 | 0 | - |
| 13 | wsexlife13 | 在性生活上,先生能令我滿足 | discrete | numeric-1.0 | 342 | 0 | - |
| 14 | wsexlife14 | 我和先生在性生活上配合得很好 | discrete | numeric-1.0 | 342 | 0 | - |
| 15 | wsexlife15 | 我喜歡先生在性生活上的表現 | discrete | numeric-1.0 | 342 | 0 | - |

| Group 整體婚姻狀況 | | | | | | | |
|--------------|---------|------------------|----------|-------------|-------|---------|----------|
| # | Name | Label | Type | Format | Valid | Invalid | Question |
| 1 | wrela1 | 我跟我先生的關係很穩定 | discrete | numeric-1.0 | 342 | 0 | - |
| 2 | wrela2 | 我的婚姻生活充滿了愛和關懷 | discrete | numeric-1.0 | 342 | 0 | - |
| 3 | wrela3 | 我先生會讓我感到緊張 | discrete | numeric-1.0 | 342 | 0 | - |
| 4 | wrela4 | 就算有再大的困難,我也不會離開他 | discrete | numeric-1.0 | 342 | 0 | - |
| 5 | wrela5 | 在婚姻中,我的需要得到滿足 | discrete | numeric-1.0 | 342 | 0 | - |
| 6 | wrela6 | 在婚姻生活中,我感到寂寞 | discrete | numeric-1.0 | 342 | 0 | - |
| 7 | wrela7 | 我的婚姻生活毫無價值 | discrete | numeric-1.0 | 342 | 0 | - |
| 8 | wrela8 | 我婚姻生活的氣氛很沉悶枯燥 | discrete | numeric-1.0 | 342 | 0 | - |
| 9 | wrela9 | 我的婚姻生活很充實 | discrete | numeric-1.0 | 342 | 0 | - |
| 10 | wrela10 | 我和他可能會分居或離婚 | discrete | numeric-1.0 | 342 | 0 | - |
| 11 | wrela11 | 我會後悔當初和我先生結婚 | discrete | numeric-1.0 | 342 | 0 | - |

| # | Name | Label | Type | Format | Valid | Invalid | Question |
|----|---------|--------------------|----------|-------------|-------|---------|----------|
| 12 | wrela12 | 如果可以重來,我寧願選擇單身 | discrete | numeric-1.0 | 342 | 0 | - |
| 13 | wrela13 | 如果有下輩子,我還是希望跟我先生結婚 | discrete | numeric-1.0 | 342 | 0 | - |
| 14 | wrela14 | 整體而言,我滿意我的婚姻生活 | discrete | numeric-1.0 | 342 | 0 | - |

Variables Description

Dataset contains 786 variable(s)

| | | | |
|---|---------|---|-------------------------------|
| File : data1 | | | |
| # husband: 丈夫問卷 | | | |
| Information | | [Type= discrete] [Format=character] [Missing=*] | |
| Statistics [NW/ W] | | [Valid=342 /-] [Invalid=0 /-] | |
| Value | Label | Cases | Percentage |
| TH | | 342 | <div><div></div></div> 100.0% |
| Warning: these figures indicate the number of cases found in the data file. They cannot be interpreted as summary statistics of the population of interest. | | | |
| # hactyear: 執行年 | | | |
| Information | | [Type= continuous] [Format=numeric] [Range= 14-14] [Missing=*] | |
| Statistics [NW/ W] | | [Valid=342 /-] [Invalid=0 /-] | |
| Value | Label | Cases | Percentage |
| 14 | 2014年執行 | 342 | <div><div></div></div> 100.0% |
| Warning: these figures indicate the number of cases found in the data file. They cannot be interpreted as summary statistics of the population of interest. | | | |
| # wim: 問卷執行方法 | | | |
| Information | | [Type= discrete] [Format=character] [Missing=*] | |
| Statistics [NW/ W] | | [Valid=342 /-] [Invalid=0 /-] | |
| Value | Label | Cases | Percentage |
| FI | | 234 | <div><div></div></div> 68.4% |
| FM | | 108 | <div><div></div></div> 31.6% |
| Warning: these figures indicate the number of cases found in the data file. They cannot be interpreted as summary statistics of the population of interest. | | | |
| # hid: 受訪者編碼(四碼) | | | |
| Information | | [Type= continuous] [Format=numeric] [Range= 8801-9935] [Missing=*] | |
| Statistics [NW/ W] | | [Valid=342 /-] [Invalid=0 /-] [Mean=9307.24 /-] [StdDev=366.116 /-] | |
| # hyear: 問卷填答日期(年) | | | |
| Information | | [Type= continuous] [Format=numeric] [Range= 103-103] [Missing=*] | |
| Statistics [NW/ W] | | [Valid=342 /-] [Invalid=0 /-] [Mean=103 /-] [StdDev=0 /-] | |
| # hmonth: 問卷填答日期(月) | | | |
| Information | | [Type= discrete] [Format=numeric] [Range= 8-11] [Missing=*] | |
| Statistics [NW/ W] | | [Valid=342 /-] [Invalid=0 /-] | |
| Value | Label | Cases | Percentage |
| 8 | | 10 | <div><div></div></div> 2.9% |
| 9 | | 187 | <div><div></div></div> 54.7% |
| 10 | | 139 | <div><div></div></div> 40.6% |
| 11 | | 6 | <div><div></div></div> 1.8% |
| Warning: these figures indicate the number of cases found in the data file. They cannot be interpreted as summary statistics of the population of interest. | | | |
| # hdate: 問卷填答日期(日) | | | |
| Information | | [Type= continuous] [Format=numeric] [Range= 1-31] [Missing=*] | |
| Statistics [NW/ W] | | [Valid=342 /-] [Invalid=0 /-] [Mean=12.985 /-] [StdDev=8.73 /-] | |
| # hage: 請問您的年齡(足歲) | | | |
| Information | | [Type= continuous] [Format=numeric] [Range= 21-99] [Missing=*] | |
| Statistics [NW/ W] | | [Valid=342 /-] [Invalid=0 /-] | |

| | | | |
|---|---|--------------|-------------------------------|
| File : data1 | | | |
| # hage: 請問您的年齡(足歲) | | | |
| Value | Label | Cases | Percentage |
| 99 | 未填答 | 1 | <div><div></div></div> 100.0% |
| Warning: these figures indicate the number of cases found in the data file. They cannot be interpreted as summary statistics of the population of interest. | | | |
| # hnative: 籍貫 | | | |
| Information | [Type= discrete] [Format=numeric] [Range= 1-9] [Missing=*] | | |
| Statistics [NW/ W] | [Valid=342 /-] [Invalid=0 /-] | | |
| Value | Label | Cases | Percentage |
| 1 | 本省閩南 | 255 | <div><div></div></div> 74.6% |
| 2 | 本省客家 | 30 | <div><div></div></div> 8.8% |
| 3 | 原住民 | 2 | <div><div></div></div> 0.6% |
| 4 | 外省 | 52 | <div><div></div></div> 15.2% |
| 5 | 其他 | 3 | <div><div></div></div> 0.9% |
| 9 | 未填答 | 0 | |
| Warning: these figures indicate the number of cases found in the data file. They cannot be interpreted as summary statistics of the population of interest. | | | |
| # hedu: 教育程度 | | | |
| Information | [Type= discrete] [Format=numeric] [Range= 1-9] [Missing=*] | | |
| Statistics [NW/ W] | [Valid=342 /-] [Invalid=0 /-] | | |
| Value | Label | Cases | Percentage |
| 1 | 小學以下 | 1 | <div><div></div></div> 0.3% |
| 2 | 小學 | 17 | <div><div></div></div> 5.0% |
| 3 | 國(初)中 | 32 | <div><div></div></div> 9.4% |
| 4 | 高中(職) | 96 | <div><div></div></div> 28.1% |
| 5 | 專科 | 54 | <div><div></div></div> 15.8% |
| 6 | 大學或學院 | 98 | <div><div></div></div> 28.7% |
| 7 | 研究所及以上 | 43 | <div><div></div></div> 12.6% |
| 8 | 其他 | 0 | |
| 9 | 未填答 | 1 | <div><div></div></div> 0.3% |
| Warning: these figures indicate the number of cases found in the data file. They cannot be interpreted as summary statistics of the population of interest. | | | |
| # hjob: 工作情形 | | | |
| Information | [Type= discrete] [Format=numeric] [Range= 1-9] [Missing=*] | | |
| Statistics [NW/ W] | [Valid=342 /-] [Invalid=0 /-] | | |
| Value | Label | Cases | Percentage |
| 1 | 無 | 43 | <div><div></div></div> 12.6% |
| 2 | 有, 兼職工作 | 32 | <div><div></div></div> 9.4% |
| 3 | 有, 全職工作 | 267 | <div><div></div></div> 78.1% |
| 9 | 未填答 | 0 | |
| Warning: these figures indicate the number of cases found in the data file. They cannot be interpreted as summary statistics of the population of interest. | | | |
| # hjobname: 職業 | | | |
| Information | [Type= continuous] [Format=numeric] [Range= 1-99] [Missing=*] | | |
| Statistics [NW/ W] | [Valid=342 /-] [Invalid=0 /-] | | |

File : data1

hjobname: 職業

| Value | Label | Cases | Percentage |
|-------|----------------|-------|------------|
| 1 | 農牧狩獵業 | 1 | 0.3% |
| 2 | 林業及伐木業 | 1 | 0.3% |
| 3 | 漁業 | 0 | |
| 11 | 煤礦業 | 0 | |
| 12 | 石油、天然氣及地熱礦業 | 0 | |
| 13 | 金屬礦業 | 0 | |
| 14 | 鹽業 | 0 | |
| 15 | 土況及石礦業 | 1 | 0.3% |
| 16 | 化學及肥料礦業 | 0 | |
| 17 | 其他礦業 | 0 | |
| 19 | 中型公司的主任或主管 | 3 | 0.9% |
| 20 | 食品製造業 | 0 | |
| 21 | 飲料及煙草製造業 | 0 | |
| 22 | 紡織業 | 1 | 0.3% |
| 23 | 成衣及服飾品製造業 | 0 | |
| 24 | 皮革、袍皮、及其他製品製造業 | 0 | |
| 25 | 木竹製品及非金屬家具製造業 | 0 | |
| 26 | 造紙、紙製品及印刷出版業 | 1 | 0.3% |
| 27 | 化學材料製造業 | 0 | |
| 28 | 化學製品製造業 | 1 | 0.3% |
| 29 | 石油及煤製品製造業 | 0 | |
| 30 | 橡膠製品製造業 | 0 | |
| 31 | 塑膠製品製造業 | 6 | 1.8% |
| 32 | 非金屬礦物製品製造業 | 0 | |
| 33 | 金屬基本工業 | 4 | 1.2% |
| 34 | 金屬製品製造業 | 4 | 1.2% |
| 35 | 機械設備製造修配業 | 8 | 2.3% |
| 36 | 電力及電子機械器材製造修配業 | 11 | 3.2% |
| 37 | 運輸工具製造修配業 | 2 | 0.6% |
| 38 | 精密器械製造業 | 4 | 1.2% |
| 39 | 雜項工業製品製造業 | 46 | 13.5% |
| 41 | 電力供應業 | 0 | |
| 42 | 氣體燃料供應業 | 0 | |
| 43 | 暖氣及熱水工業業 | 0 | |
| 44 | 自來水供應業 | 0 | |
| 51 | 土木工程業 | 10 | 2.9% |
| 52 | 電路及管道工程業 | 5 | 1.5% |
| 53 | 油漆、粉刷、裱蓆業 | 0 | |
| 59 | 其他營造業 | 6 | 1.8% |
| 61 | 批發業 | 11 | 3.2% |
| 62 | 零售業 | 4 | 1.2% |
| 63 | 國際貿易業 | 6 | 1.8% |
| 64 | 餐旅業 | 9 | 2.6% |

| File : data1 | | | | |
|---|-------------------|---|-------------|-------|
| # hjobname: 職業 | | | | |
| Value | Label | Cases | Percentage | |
| 70 | 無業 | 43 | <div></div> | 12.6% |
| 71 | 運輸業 | 14 | <div></div> | 4.1% |
| 72 | 倉儲業 | 3 | <div></div> | 0.9% |
| 73 | 通信業 | 6 | <div></div> | 1.8% |
| 80 | 其他不能歸類之行業 | 1 | <div></div> | 0.3% |
| 81 | 金融業 | 7 | <div></div> | 2.0% |
| 82 | 保險業 | 5 | <div></div> | 1.5% |
| 83 | 經紀業 | 0 | | |
| 84 | 法律及工商服務業 | 7 | <div></div> | 2.0% |
| 85 | 機械設備租賃業 | 1 | <div></div> | 0.3% |
| 86 | 股票投資 | 0 | | |
| 90 | 公共行政服務業 | 10 | <div></div> | 2.9% |
| 91 | 國防事業 | 4 | <div></div> | 1.2% |
| 92 | 環境衛生服務業 | 1 | <div></div> | 0.3% |
| 93 | 教育、學術 | 21 | <div></div> | 6.1% |
| 94 | 大眾傳播事業 | 0 | | |
| 95 | 醫療保健服務業 | 5 | <div></div> | 1.5% |
| 96 | 社會福利、人民團體及其他社會服務業 | 3 | <div></div> | 0.9% |
| 97 | 文化及康樂服務業 | 1 | <div></div> | 0.3% |
| 98 | 個人服務業 | 31 | <div></div> | 9.1% |
| 99 | 拒答、不知道 | 34 | <div></div> | 9.9% |
| Warning: these figures indicate the number of cases found in the data file. They cannot be interpreted as summary statistics of the population of interest. | | | | |
| # hjobday: 每週工作天 | | | | |
| Information | | [Type= discrete] [Format=numeric] [Range= 0-9] [Missing=*] | | |
| Statistics [NW/ W] | | [Valid=342 /-] [Invalid=0 /-] | | |
| Value | Label | Cases | Percentage | |
| 0 | 不適用 | 44 | <div></div> | 12.9% |
| 2 | | 1 | <div></div> | 0.3% |
| 3 | | 2 | <div></div> | 0.6% |
| 4 | | 5 | <div></div> | 1.5% |
| 5 | | 157 | <div></div> | 45.9% |
| 6 | | 100 | <div></div> | 29.2% |
| 7 | | 16 | <div></div> | 4.7% |
| 9 | 未填答 | 17 | <div></div> | 5.0% |
| Warning: these figures indicate the number of cases found in the data file. They cannot be interpreted as summary statistics of the population of interest. | | | | |
| # hjobhour: 每個工作天平均工作小時 | | | | |
| Information | | [Type= discrete] [Format=numeric] [Range= 0-99] [Missing=*] | | |
| Statistics [NW/ W] | | [Valid=342 /-] [Invalid=0 /-] | | |
| Value | Label | Cases | Percentage | |
| 0 | 不適用 | 44 | <div></div> | 12.9% |
| 3 | | 1 | <div></div> | 0.3% |
| 4 | | 3 | <div></div> | 0.9% |

File : data1

hjobhour: 每個工作天平均工作小時

| Value | Label | Cases | Percentage |
|-------|-------|-------|------------|
| 5 | | 2 | 0.6% |
| 6 | | 7 | 2.0% |
| 7 | | 5 | 1.5% |
| 8 | | 130 | 38.0% |
| 9 | | 31 | 9.1% |
| 10 | | 53 | 15.5% |
| 11 | | 11 | 3.2% |
| 12 | | 27 | 7.9% |
| 13 | | 4 | 1.2% |
| 14 | | 2 | 0.6% |
| 16 | | 1 | 0.3% |
| 24 | | 2 | 0.6% |
| 99 | 未填答 | 19 | 5.6% |

Warning: these figures indicate the number of cases found in the data file. They cannot be interpreted as summary statistics of the population of interest.

hrelig: 宗教信仰

| | |
|--------------------|--|
| Information | [Type= discrete] [Format=numeric] [Range= 1-9] [Missing=*] |
| Statistics [NW/ W] | [Valid=342 /-] [Invalid=0 /-] |

| Value | Label | Cases | Percentage |
|-------|-------|-------|------------|
| 1 | 道教 | 106 | 31.0% |
| 2 | 佛教 | 111 | 32.5% |
| 3 | 基督教 | 19 | 5.6% |
| 4 | 天主教 | 5 | 1.5% |
| 5 | 回教 | 0 | |
| 6 | 其它 | 8 | 2.3% |
| 7 | 無 | 90 | 26.3% |
| 9 | 未填答 | 3 | 0.9% |

Warning: these figures indicate the number of cases found in the data file. They cannot be interpreted as summary statistics of the population of interest.

hsib1: 兄弟姊妹人數: 兄

| | |
|--------------------|---|
| Information | [Type= discrete] [Format=numeric] [Range= 0-99] [Missing=*] |
| Statistics [NW/ W] | [Valid=342 /-] [Invalid=0 /-] |

| Value | Label | Cases | Percentage |
|-------|-------|-------|------------|
| 0 | | 161 | 47.1% |
| 1 | | 116 | 33.9% |
| 2 | | 38 | 11.1% |
| 3 | | 21 | 6.1% |
| 4 | | 5 | 1.5% |
| 99 | 未填答 | 1 | 0.3% |

Warning: these figures indicate the number of cases found in the data file. They cannot be interpreted as summary statistics of the population of interest.

hsib2: 兄弟姊妹人數: 姊

| | |
|--------------------|---|
| Information | [Type= discrete] [Format=numeric] [Range= 0-99] [Missing=*] |
| Statistics [NW/ W] | [Valid=342 /-] [Invalid=0 /-] |

File : data1

hsib2: 兄弟姊妹人數: 姊

| Value | Label | Cases | Percentage |
|-------|-------|-------|------------------------------|
| 0 | | 173 | <div><div></div></div> 50.6% |
| 1 | | 67 | <div><div></div></div> 19.6% |
| 2 | | 56 | <div><div></div></div> 16.4% |
| 3 | | 27 | <div><div></div></div> 7.9% |
| 4 | | 11 | <div><div></div></div> 3.2% |
| 5 | | 6 | <div><div></div></div> 1.8% |
| 6 | | 1 | <div><div></div></div> 0.3% |
| 99 | 未填答 | 1 | <div><div></div></div> 0.3% |

Warning: these figures indicate the number of cases found in the data file. They cannot be interpreted as summary statistics of the population of interest.

hsib3: 兄弟姊妹人數: 弟

| Information | [Type= discrete] [Format=numeric] [Range= 0-99] [Missing=*] | | |
|--------------------|---|-------|------------------------------|
| Statistics [NW/ W] | [Valid=342 /-] [Invalid=0 /-] | | |
| Value | Label | Cases | Percentage |
| 0 | | 182 | <div><div></div></div> 53.2% |
| 1 | | 110 | <div><div></div></div> 32.2% |
| 2 | | 34 | <div><div></div></div> 9.9% |
| 3 | | 12 | <div><div></div></div> 3.5% |
| 4 | | 2 | <div><div></div></div> 0.6% |
| 5 | | 1 | <div><div></div></div> 0.3% |
| 99 | 未填答 | 1 | <div><div></div></div> 0.3% |

Warning: these figures indicate the number of cases found in the data file. They cannot be interpreted as summary statistics of the population of interest.

hsib4: 兄弟姊妹人數: 妹

| Information | [Type= discrete] [Format=numeric] [Range= 0-99] [Missing=*] | | |
|--------------------|---|-------|------------------------------|
| Statistics [NW/ W] | [Valid=342 /-] [Invalid=0 /-] | | |
| Value | Label | Cases | Percentage |
| 0 | | 207 | <div><div></div></div> 60.5% |
| 1 | | 91 | <div><div></div></div> 26.6% |
| 2 | | 31 | <div><div></div></div> 9.1% |
| 3 | | 9 | <div><div></div></div> 2.6% |
| 4 | | 3 | <div><div></div></div> 0.9% |
| 99 | 未填答 | 1 | <div><div></div></div> 0.3% |

Warning: these figures indicate the number of cases found in the data file. They cannot be interpreted as summary statistics of the population of interest.

hmaryear: 您和太太的結婚年月(民國年)

| Information | [Type= continuous] [Format=numeric] [Range= 45-999] [Missing=*] | | |
|--------------------|---|-------|------------|
| Statistics [NW/ W] | [Valid=342 /-] [Invalid=0 /-] | | |
| Value | Label | Cases | Percentage |
| 999 | 未填答 | 7 | 100.0% |

Warning: these figures indicate the number of cases found in the data file. They cannot be interpreted as summary statistics of the population of interest.

hmaryear: 您和太太的結婚年月(月)

| Information | [Type= discrete] [Format=numeric] [Range= 1-99] [Missing=*] |
|--------------------|---|
| Statistics [NW/ W] | [Valid=342 /-] [Invalid=0 /-] |

File : data1

hmarday: 您和太太的結婚年月(月)

| Value | Label | Cases | Percentage |
|-------|-------|-------|---|
| 1 | | 45 |  13.2% |
| 2 | | 25 |  7.3% |
| 3 | | 29 |  8.5% |
| 4 | | 24 |  7.0% |
| 5 | | 33 |  9.6% |
| 6 | | 22 |  6.4% |
| 7 | | 15 |  4.4% |
| 8 | | 10 |  2.9% |
| 9 | | 19 |  5.6% |
| 10 | | 45 |  13.2% |
| 11 | | 24 |  7.0% |
| 12 | | 41 |  12.0% |
| 99 | 未填答 | 10 |  2.9% |

Warning: these figures indicate the number of cases found in the data file. They cannot be interpreted as summary statistics of the population of interest.

hdec: 您和太太在討論家裡的事情時, 主要由誰掌握決定權

| Information | | [Type= discrete] [Format=numeric] [Range= 1-9] [Missing=*] | |
|--------------------|----------|--|------------------------------|
| Statistics [NW/ W] | | [Valid=342 /-] [Invalid=0 /-] | |
| Value | Label | Cases | Percentage |
| 1 | 幾乎都是太太 | 23 | <div><div></div></div> 6.7% |
| 2 | 多半是太太 | 81 | <div><div></div></div> 23.7% |
| 3 | 太太和我兩人共同 | 184 | <div><div></div></div> 53.8% |
| 4 | 多半是我 | 39 | <div><div></div></div> 11.4% |
| 5 | 幾乎都是我 | 15 | <div><div></div></div> 4.4% |
| 6 | 其他人 | 0 | |
| 9 | 未填答 | 0 | |

Warning: these figures indicate the number of cases found in the data file. They cannot be interpreted as summary statistics of the population of interest.

hkeep: 家裡的經濟大權, 主要由誰掌管

| Information | | [Type= discrete] [Format=numeric] [Range= 1-9] [Missing=*] | |
|--------------------|----------|--|------------------------------|
| Statistics [NW/ W] | | [Valid=342 /-] [Invalid=0 /-] | |
| Value | Label | Cases | Percentage |
| 1 | 幾乎都是太太 | 62 | <div><div></div></div> 18.1% |
| 2 | 多半是太太 | 57 | <div><div></div></div> 16.7% |
| 3 | 太太和我兩人共同 | 146 | <div><div></div></div> 42.7% |
| 4 | 多半是我 | 50 | <div><div></div></div> 14.6% |
| 5 | 幾乎都是我 | 26 | <div><div></div></div> 7.6% |
| 6 | 其他人 | 1 | <div><div></div></div> 0.3% |
| 9 | 未填答 | 0 | |

Warning: these figures indicate the number of cases found in the data file. They cannot be interpreted as summary statistics of the population of interest.

htalk: 您和太太平時談話的狀況

| Information | [Type= discrete] [Format=numeric] [Range= 1-9] [Missing=*] |
|--------------------|--|
| Statistics [NW/ W] | [Valid=342 /-] [Invalid=0 /-] |

File : data1

htalk: 您和太太平時談話的狀況

| Value | Label | Cases | Percentage |
|-------|-----------|-------|------------|
| 1 | 都是太太在說 | 20 | 5.8% |
| 2 | 太太說得比我多 | 116 | 33.9% |
| 3 | 太太和我說得差不多 | 160 | 46.8% |
| 4 | 我說得比太太多 | 42 | 12.3% |
| 5 | 都是我在說 | 3 | 0.9% |
| 9 | 未填答 | 1 | 0.3% |

Warning: these figures indicate the number of cases found in the data file. They cannot be interpreted as summary statistics of the population of interest.

hchinum: 請問您共有幾個孩子

| | |
|--------------------|---|
| Information | [Type= discrete] [Format=numeric] [Range= 0-99] [Missing=*] |
| Statistics [NW/ W] | [Valid=342 /-] [Invalid=0 /-] |

| Value | Label | Cases | Percentage |
|-------|-------|-------|------------|
| 0 | | 45 | 13.2% |
| 1 | | 80 | 23.4% |
| 2 | | 145 | 42.4% |
| 3 | | 49 | 14.3% |
| 4 | | 15 | 4.4% |
| 5 | | 5 | 1.5% |
| 6 | | 2 | 0.6% |
| 99 | 未填答 | 1 | 0.3% |

Warning: these figures indicate the number of cases found in the data file. They cannot be interpreted as summary statistics of the population of interest.

hchiboy: 共有幾個男孩

| | |
|--------------------|--|
| Information | [Type= discrete] [Format=numeric] [Range= 0-9] [Missing=*] |
| Statistics [NW/ W] | [Valid=342 /-] [Invalid=0 /-] |

| Value | Label | Cases | Percentage |
|-------|-------|-------|------------|
| 0 | | 126 | 36.8% |
| 1 | | 156 | 45.6% |
| 2 | | 52 | 15.2% |
| 3 | | 6 | 1.8% |
| 4 | | 1 | 0.3% |
| 9 | 未填答 | 1 | 0.3% |

Warning: these figures indicate the number of cases found in the data file. They cannot be interpreted as summary statistics of the population of interest.

hchigirl: 共有幾個女孩

| | |
|--------------------|--|
| Information | [Type= discrete] [Format=numeric] [Range= 0-9] [Missing=*] |
| Statistics [NW/ W] | [Valid=342 /-] [Invalid=0 /-] |

| Value | Label | Cases | Percentage |
|-------|-------|-------|------------|
| 0 | | 123 | 36.0% |
| 1 | | 133 | 38.9% |
| 2 | | 62 | 18.1% |
| 3 | | 17 | 5.0% |
| 4 | | 5 | 1.5% |
| 5 | | 1 | 0.3% |

| | | | |
|--|---|--------------|-------------------|
| File : data1 | | | |
| # hchgirl: 共有幾個女孩 | | | |
| Value | Label | Cases | Percentage |
| 9 | 未填答 | 1 | 0.3% |
| <i>Warning: these figures indicate the number of cases found in the data file. They cannot be interpreted as summary statistics of the population of interest.</i> | | | |
| # hc1sex: 老大性別 | | | |
| Information | [Type= discrete] [Format=numeric] [Range= 0-9] [Missing=*] | | |
| Statistics [NW/ W] | [Valid=342 /-] [Invalid=0 /-] | | |
| Value | Label | Cases | Percentage |
| 0 | 不適用 | 44 | 12.9% |
| 1 | 男 | 137 | 40.1% |
| 2 | 女 | 155 | 45.3% |
| 9 | 未填答 | 6 | 1.8% |
| <i>Warning: these figures indicate the number of cases found in the data file. They cannot be interpreted as summary statistics of the population of interest.</i> | | | |
| # hc1age: 老大足歲 | | | |
| Information | [Type= continuous] [Format=numeric] [Range= 0-99] [Missing=*] | | |
| Statistics [NW/ W] | [Valid=342 /-] [Invalid=0 /-] | | |
| Value | Label | Cases | Percentage |
| 99 | 未填答 | 23 | 100.0% |
| <i>Warning: these figures indicate the number of cases found in the data file. They cannot be interpreted as summary statistics of the population of interest.</i> | | | |
| # hc2sex: 老么性別 | | | |
| Information | [Type= discrete] [Format=numeric] [Range= 0-9] [Missing=*] | | |
| Statistics [NW/ W] | [Valid=342 /-] [Invalid=0 /-] | | |
| Value | Label | Cases | Percentage |
| 0 | 不適用 | 124 | 36.3% |
| 1 | 男 | 108 | 31.6% |
| 2 | 女 | 104 | 30.4% |
| 9 | 未填答 | 6 | 1.8% |
| <i>Warning: these figures indicate the number of cases found in the data file. They cannot be interpreted as summary statistics of the population of interest.</i> | | | |
| # hc2age: 老么足歲 | | | |
| Information | [Type= continuous] [Format=numeric] [Range= 0-99] [Missing=*] | | |
| Statistics [NW/ W] | [Valid=342 /-] [Invalid=0 /-] | | |
| Value | Label | Cases | Percentage |
| 99 | 未填答 | 18 | 100.0% |
| <i>Warning: these figures indicate the number of cases found in the data file. They cannot be interpreted as summary statistics of the population of interest.</i> | | | |
| # hfamily1: 同住家人: 太太 | | | |
| Information | [Type= discrete] [Format=numeric] [Range= 0-1] [Missing=*] | | |
| Statistics [NW/ W] | [Valid=342 /-] [Invalid=0 /-] | | |
| Value | Label | Cases | Percentage |
| 0 | 沒勾選 | 4 | 1.2% |
| 1 | 有勾選 | 338 | 98.8% |
| <i>Warning: these figures indicate the number of cases found in the data file. They cannot be interpreted as summary statistics of the population of interest.</i> | | | |

| | | | |
|---|--|-------|------------------------------|
| File : data1 | | | |
| # hfamily2: 同住家人: 自己父親 | | | |
| Information | [Type= discrete] [Format=numeric] [Range= 0-1] [Missing=*] | | |
| Statistics [NW/ W] | [Valid=342 /-] [Invalid=0 /-] | | |
| Value | Label | Cases | Percentage |
| 0 | 沒勾選 | 285 | <div><div></div></div> 83.3% |
| 1 | 有勾選 | 57 | <div><div></div></div> 16.7% |
| Warning: these figures indicate the number of cases found in the data file. They cannot be interpreted as summary statistics of the population of interest. | | | |
| # hfamily3: 同住家人: 自己母親 | | | |
| Information | [Type= discrete] [Format=numeric] [Range= 0-1] [Missing=*] | | |
| Statistics [NW/ W] | [Valid=342 /-] [Invalid=0 /-] | | |
| Value | Label | Cases | Percentage |
| 0 | 沒勾選 | 267 | <div><div></div></div> 78.1% |
| 1 | 有勾選 | 75 | <div><div></div></div> 21.9% |
| Warning: these figures indicate the number of cases found in the data file. They cannot be interpreted as summary statistics of the population of interest. | | | |
| # hfamily4: 同住家人: 自己兄弟姊妹 | | | |
| Information | [Type= discrete] [Format=numeric] [Range= 0-1] [Missing=*] | | |
| Statistics [NW/ W] | [Valid=342 /-] [Invalid=0 /-] | | |
| Value | Label | Cases | Percentage |
| 0 | 沒勾選 | 305 | <div><div></div></div> 89.2% |
| 1 | 有勾選 | 37 | <div><div></div></div> 10.8% |
| Warning: these figures indicate the number of cases found in the data file. They cannot be interpreted as summary statistics of the population of interest. | | | |
| # hfamily5: 同住家人: 太太的父親 | | | |
| Information | [Type= discrete] [Format=numeric] [Range= 0-1] [Missing=*] | | |
| Statistics [NW/ W] | [Valid=342 /-] [Invalid=0 /-] | | |
| Value | Label | Cases | Percentage |
| 0 | 沒勾選 | 335 | <div><div></div></div> 98.0% |
| 1 | 有勾選 | 7 | <div><div></div></div> 2.0% |
| Warning: these figures indicate the number of cases found in the data file. They cannot be interpreted as summary statistics of the population of interest. | | | |
| # hfamily6: 同住家人: 太太的母親 | | | |
| Information | [Type= discrete] [Format=numeric] [Range= 0-1] [Missing=*] | | |
| Statistics [NW/ W] | [Valid=342 /-] [Invalid=0 /-] | | |
| Value | Label | Cases | Percentage |
| 0 | 沒勾選 | 335 | <div><div></div></div> 98.0% |
| 1 | 有勾選 | 7 | <div><div></div></div> 2.0% |
| Warning: these figures indicate the number of cases found in the data file. They cannot be interpreted as summary statistics of the population of interest. | | | |
| # hfamily7: 同住家人: 太太的兄弟姊妹 | | | |
| Information | [Type= discrete] [Format=numeric] [Range= 0-1] [Missing=*] | | |
| Statistics [NW/ W] | [Valid=342 /-] [Invalid=0 /-] | | |
| Value | Label | Cases | Percentage |
| 0 | 沒勾選 | 335 | <div><div></div></div> 98.0% |
| 1 | 有勾選 | 7 | <div><div></div></div> 2.0% |
| Warning: these figures indicate the number of cases found in the data file. They cannot be interpreted as summary statistics of the population of interest. | | | |

| | | | |
|---|--|-------|------------------------------|
| File : data1 | | | |
| # hfamily8: 同住家人:子女 | | | |
| Information | [Type= discrete] [Format=numeric] [Range= 0-1] [Missing=*] | | |
| Statistics [NW/ W] | [Valid=342 /-] [Invalid=0 /-] | | |
| Value | Label | Cases | Percentage |
| 0 | 沒勾選 | 83 | <div><div></div></div> 24.3% |
| 1 | 有勾選 | 259 | <div><div></div></div> 75.7% |
| Warning: these figures indicate the number of cases found in the data file. They cannot be interpreted as summary statistics of the population of interest. | | | |
| # hfamily9: 同住家人:其它,請說明 | | | |
| Information | [Type= discrete] [Format=numeric] [Range= 0-1] [Missing=*] | | |
| Statistics [NW/ W] | [Valid=342 /-] [Invalid=0 /-] | | |
| Value | Label | Cases | Percentage |
| 0 | 沒勾選 | 334 | <div><div></div></div> 97.7% |
| 1 | 有勾選 | 8 | <div><div></div></div> 2.3% |
| Warning: these figures indicate the number of cases found in the data file. They cannot be interpreted as summary statistics of the population of interest. | | | |
| # hmartime: 包括您現在的婚姻,請問您總共結婚幾次 | | | |
| Information | [Type= discrete] [Format=numeric] [Range= 1-9] [Missing=*] | | |
| Statistics [NW/ W] | [Valid=342 /-] [Invalid=0 /-] | | |
| Value | Label | Cases | Percentage |
| 1 | | 319 | <div><div></div></div> 93.3% |
| 2 | | 4 | <div><div></div></div> 1.2% |
| 9 | 未填答 | 19 | <div><div></div></div> 5.6% |
| Warning: these figures indicate the number of cases found in the data file. They cannot be interpreted as summary statistics of the population of interest. | | | |
| # hmartar: 對象是否為同一人 | | | |
| Information | [Type= discrete] [Format=numeric] [Range= 0-9] [Missing=*] | | |
| Statistics [NW/ W] | [Valid=342 /-] [Invalid=0 /-] | | |
| Value | Label | Cases | Percentage |
| 0 | 不適用 | 318 | <div><div></div></div> 93.0% |
| 1 | 是 | 1 | <div><div></div></div> 0.3% |
| 2 | 否 | 6 | <div><div></div></div> 1.8% |
| 9 | 未填答 | 17 | <div><div></div></div> 5.0% |
| Warning: these figures indicate the number of cases found in the data file. They cannot be interpreted as summary statistics of the population of interest. | | | |
| # hmarend: 您的前一次婚姻如何結束的 | | | |
| Information | [Type= discrete] [Format=numeric] [Range= 0-9] [Missing=*] | | |
| Statistics [NW/ W] | [Valid=342 /-] [Invalid=0 /-] | | |
| Value | Label | Cases | Percentage |
| 0 | 不適用 | 319 | <div><div></div></div> 93.3% |
| 1 | 離婚 | 6 | <div><div></div></div> 1.8% |
| 2 | 喪偶 | 0 | |
| 9 | 未填答 | 17 | <div><div></div></div> 5.0% |
| Warning: these figures indicate the number of cases found in the data file. They cannot be interpreted as summary statistics of the population of interest. | | | |
| # hmarcond: 您目前的婚姻狀況為何 | | | |
| Information | [Type= discrete] [Format=numeric] [Range= 1-9] [Missing=*] | | |

File : data1

hmarcond: 您目前的婚姻狀況為何

| Statistics [NW/ W] | | [Valid=342 /-] [Invalid=0 /-] | |
|--------------------|---------------|-------------------------------|------------------------------|
| Value | Label | Cases | Percentage |
| 1 | 夫妻同住 | 337 | <div><div></div></div> 98.5% |
| 2 | 因工作或其他因素不住在一起 | 5 | <div><div></div></div> 1.5% |
| 3 | 正辦理離婚或協議分居 | 0 | |
| 4 | 分居中 | 0 | |
| 5 | 其他 | 0 | |
| 9 | 未填答 | 0 | |

Warning: these figures indicate the number of cases found in the data file. They cannot be interpreted as summary statistics of the population of interest.

hfina: 和大多數的家庭比較起來,您覺得您家現在的經濟情況如何

| Information | | [Type= discrete] [Format=numeric] [Range= 1-9] [Missing=*] | |
|--------------------|-------|--|------------------------------|
| Statistics [NW/ W] | | [Valid=342 /-] [Invalid=0 /-] | |
| Value | Label | Cases | Percentage |
| 1 | 好很多 | 18 | <div><div></div></div> 5.3% |
| 2 | 好一些 | 92 | <div><div></div></div> 26.9% |
| 3 | 差不多 | 190 | <div><div></div></div> 55.6% |
| 4 | 差一些 | 36 | <div><div></div></div> 10.5% |
| 5 | 差很多 | 6 | <div><div></div></div> 1.8% |
| 9 | 未填答 | 0 | |

Warning: these figures indicate the number of cases found in the data file. They cannot be interpreted as summary statistics of the population of interest.

hincome: 您家庭每月平均收入大約

| Information | | [Type= discrete] [Format=numeric] [Range= 1-99] [Missing=*] | |
|--------------------|---------------|---|------------------------------|
| Statistics [NW/ W] | | [Valid=342 /-] [Invalid=0 /-] | |
| Value | Label | Cases | Percentage |
| 1 | 3萬以下 | 26 | <div><div></div></div> 7.6% |
| 2 | 3萬-4萬9,999元 | 59 | <div><div></div></div> 17.3% |
| 3 | 5萬-5萬9,999元 | 47 | <div><div></div></div> 13.7% |
| 4 | 6萬-6萬9,999元 | 41 | <div><div></div></div> 12.0% |
| 5 | 7萬-7萬9,999元 | 30 | <div><div></div></div> 8.8% |
| 6 | 8萬-8萬9,999元 | 24 | <div><div></div></div> 7.0% |
| 7 | 9萬-9萬9,999元 | 24 | <div><div></div></div> 7.0% |
| 8 | 10萬-10萬9,999元 | 35 | <div><div></div></div> 10.2% |
| 9 | 11萬-11萬9,999元 | 8 | <div><div></div></div> 2.3% |
| 10 | 12萬-12萬9,999元 | 11 | <div><div></div></div> 3.2% |
| 11 | 13萬-13萬9,999元 | 8 | <div><div></div></div> 2.3% |
| 12 | 14萬-14萬9,999元 | 3 | <div><div></div></div> 0.9% |
| 13 | 15萬-15萬9,999元 | 8 | <div><div></div></div> 2.3% |
| 14 | 16萬-16萬9,999元 | 0 | |
| 15 | 17萬-17萬9,999元 | 0 | |
| 16 | 18萬-18萬9,999元 | 1 | |
| 17 | 19萬-19萬9,999元 | 1 | <div><div></div></div> 0.3% |
| 18 | 20萬以上 | 7 | <div><div></div></div> 2.0% |
| 99 | 未填答 | 9 | <div><div></div></div> 2.6% |

| File : data1 | | | |
|--|---|-------|-------------------------------|
| # hincome: 您家庭每月平均收入大約 | | | |
| <i>Warning: these figures indicate the number of cases found in the data file. They cannot be interpreted as summary statistics of the population of interest.</i> | | | |
| # hfedu: 父親:教育程度 | | | |
| Information | [Type= discrete] [Format=numeric] [Range= 1-9] [Missing=*] | | |
| Statistics [NW/ W] | [Valid=342 /-] [Invalid=0 /-] | | |
| Value | Label | Cases | Percentage |
| 1 | 不識字 | 35 | <div><div></div></div> 10.2% |
| 2 | 私塾或自修 | 21 | <div><div></div></div> 6.1% |
| 3 | 小學 | 122 | <div><div></div></div> 35.7% |
| 4 | 國(初)中 | 61 | <div><div></div></div> 17.8% |
| 5 | 高中(職) | 54 | <div><div></div></div> 15.8% |
| 6 | 專科 | 19 | <div><div></div></div> 5.6% |
| 7 | 大學或學院 | 21 | <div><div></div></div> 6.1% |
| 8 | 研究所及以上 | 1 | <div><div></div></div> 0.3% |
| 9 | 其他 | 8 | <div><div></div></div> 2.3% |
| <i>Warning: these figures indicate the number of cases found in the data file. They cannot be interpreted as summary statistics of the population of interest.</i> | | | |
| # hfnative: 父親:籍貫 | | | |
| Information | [Type= discrete] [Format=numeric] [Range= 1-9] [Missing=*] | | |
| Statistics [NW/ W] | [Valid=342 /-] [Invalid=0 /-] | | |
| Value | Label | Cases | Percentage |
| 1 | 本省閩南 | 249 | <div><div></div></div> 72.8% |
| 2 | 本省客家 | 32 | <div><div></div></div> 9.4% |
| 3 | 原住民 | 56 | <div><div></div></div> 16.4% |
| 4 | 外省 | 1 | <div><div></div></div> 0.3% |
| 5 | 其他 | 2 | <div><div></div></div> 0.6% |
| 9 | 未填答 | 2 | <div><div></div></div> 0.6% |
| <i>Warning: these figures indicate the number of cases found in the data file. They cannot be interpreted as summary statistics of the population of interest.</i> | | | |
| # hflive: 父親:是否健在 | | | |
| Information | [Type= discrete] [Format=numeric] [Range= 1-9] [Missing=*] | | |
| Statistics [NW/ W] | [Valid=342 /-] [Invalid=0 /-] | | |
| Value | Label | Cases | Percentage |
| 1 | 存 | 181 | <div><div></div></div> 52.9% |
| 2 | 歿(跳答母親) | 161 | <div><div></div></div> 47.1% |
| 9 | 未填答 | 0 | |
| <i>Warning: these figures indicate the number of cases found in the data file. They cannot be interpreted as summary statistics of the population of interest.</i> | | | |
| # hfage: 父親:現年(歲) | | | |
| Information | [Type= continuous] [Format=numeric] [Range= 46-999] [Missing=*] | | |
| Statistics [NW/ W] | [Valid=342 /-] [Invalid=0 /-] | | |
| Value | Label | Cases | Percentage |
| 999 | 未填答 | 166 | <div><div></div></div> 100.0% |
| <i>Warning: these figures indicate the number of cases found in the data file. They cannot be interpreted as summary statistics of the population of interest.</i> | | | |

| # hfcont: 父親:聯絡情形 | | | |
|---|--------|--|------------------------------|
| Information | | [Type= discrete] [Format=numeric] [Range= 1-9] [Missing=*] | |
| Statistics [NW/ W] | | [Valid=342 /-] [Invalid=0 /-] | |
| Value | Label | Cases | Percentage |
| 1 | 住在一起 | 56 | <div><div></div></div> 16.4% |
| 2 | 幾乎每天 | 24 | <div><div></div></div> 7.0% |
| 3 | 一星期幾次 | 50 | <div><div></div></div> 14.6% |
| 4 | 一個月幾次 | 34 | <div><div></div></div> 9.9% |
| 5 | 兩三個月一次 | 9 | <div><div></div></div> 2.6% |
| 6 | 一年一兩次 | 3 | <div><div></div></div> 0.9% |
| 7 | 幾年一次 | 1 | <div><div></div></div> 0.3% |
| 8 | 幾乎不聯絡 | 2 | <div><div></div></div> 0.6% |
| 9 | 未填答 | 163 | <div><div></div></div> 47.7% |
| Warning: these figures indicate the number of cases found in the data file. They cannot be interpreted as summary statistics of the population of interest. | | | |
| # hfhealth: 父親:健康情形 | | | |
| Information | | [Type= discrete] [Format=numeric] [Range= 1-9] [Missing=*] | |
| Statistics [NW/ W] | | [Valid=342 /-] [Invalid=0 /-] | |
| Value | Label | Cases | Percentage |
| 1 | 很好 | 62 | <div><div></div></div> 18.1% |
| 2 | 還算好 | 82 | <div><div></div></div> 24.0% |
| 3 | 普通 | 22 | <div><div></div></div> 6.4% |
| 4 | 不太好 | 13 | <div><div></div></div> 3.8% |
| 5 | 很不好 | 2 | <div><div></div></div> 0.6% |
| 9 | 未填答 | 161 | <div><div></div></div> 47.1% |
| Warning: these figures indicate the number of cases found in the data file. They cannot be interpreted as summary statistics of the population of interest. | | | |
| # hfmoney: 父親:您有沒有給父親生活費或零花費 | | | |
| Information | | [Type= discrete] [Format=numeric] [Range= 1-9] [Missing=*] | |
| Statistics [NW/ W] | | [Valid=342 /-] [Invalid=0 /-] | |
| Value | Label | Cases | Percentage |
| 1 | 固定每個月給 | 62 | <div><div></div></div> 18.1% |
| 2 | 過年過節給 | 72 | <div><div></div></div> 21.1% |
| 3 | 沒有給 | 46 | <div><div></div></div> 13.5% |
| 4 | 其他 | 1 | <div><div></div></div> 0.3% |
| 9 | 未填答 | 161 | <div><div></div></div> 47.1% |
| Warning: these figures indicate the number of cases found in the data file. They cannot be interpreted as summary statistics of the population of interest. | | | |
| # hmedu: 母親:教育程度 | | | |
| Information | | [Type= discrete] [Format=numeric] [Range= 1-9] [Missing=*] | |
| Statistics [NW/ W] | | [Valid=342 /-] [Invalid=0 /-] | |
| Value | Label | Cases | Percentage |
| 1 | 不識字 | 88 | <div><div></div></div> 25.7% |
| 2 | 私塾或自修 | 20 | <div><div></div></div> 5.8% |
| 3 | 小學 | 117 | <div><div></div></div> 34.2% |
| 4 | 國(初)中 | 40 | <div><div></div></div> 11.7% |
| 5 | 高中(職) | 50 | <div><div></div></div> 14.6% |

| # hmedu: 母親:教育程度 | | | |
|---|---|-------|-------------------------------|
| Value | Label | Cases | Percentage |
| 6 | 專科 | 12 | <div><div></div></div> 3.5% |
| 7 | 大學或學院 | 6 | <div><div></div></div> 1.8% |
| 8 | 研究所及以上 | 0 | |
| 9 | 其他 | 9 | <div><div></div></div> 2.6% |
| Warning: these figures indicate the number of cases found in the data file. They cannot be interpreted as summary statistics of the population of interest. | | | |
| # hmnative: 母親:籍貫 | | | |
| Information | [Type= discrete] [Format=numeric] [Range= 1-9] [Missing=*] | | |
| Statistics [NW/ W] | [Valid=342 /-] [Invalid=0 /-] | | |
| Value | Label | Cases | Percentage |
| 1 | 本省閩南 | 256 | <div><div></div></div> 74.9% |
| 2 | 本省客家 | 35 | <div><div></div></div> 10.2% |
| 3 | 原住民 | 36 | <div><div></div></div> 10.5% |
| 4 | 外省 | 3 | <div><div></div></div> 0.9% |
| 5 | 其他 | 3 | <div><div></div></div> 0.9% |
| 9 | 未填答 | 9 | <div><div></div></div> 2.6% |
| Warning: these figures indicate the number of cases found in the data file. They cannot be interpreted as summary statistics of the population of interest. | | | |
| # hmlive: 母親:是否健在 | | | |
| Information | [Type= discrete] [Format=numeric] [Range= 1-9] [Missing=*] | | |
| Statistics [NW/ W] | [Valid=342 /-] [Invalid=0 /-] | | |
| Value | Label | Cases | Percentage |
| 1 | 存 | 240 | <div><div></div></div> 70.2% |
| 2 | 歿 | 100 | <div><div></div></div> 29.2% |
| 9 | 未填答 | 2 | <div><div></div></div> 0.6% |
| Warning: these figures indicate the number of cases found in the data file. They cannot be interpreted as summary statistics of the population of interest. | | | |
| # hmage: 母親:現年(歲) | | | |
| Information | [Type= continuous] [Format=numeric] [Range= 46-999] [Missing=*] | | |
| Statistics [NW/ W] | [Valid=342 /-] [Invalid=0 /-] | | |
| Value | Label | Cases | Percentage |
| 999 | 未填答 | 117 | <div><div></div></div> 100.0% |
| Warning: these figures indicate the number of cases found in the data file. They cannot be interpreted as summary statistics of the population of interest. | | | |
| # hmcont: 母親:聯絡情形 | | | |
| Information | [Type= discrete] [Format=numeric] [Range= 1-9] [Missing=*] | | |
| Statistics [NW/ W] | [Valid=342 /-] [Invalid=0 /-] | | |
| Value | Label | Cases | Percentage |
| 1 | 住在一起 | 74 | <div><div></div></div> 21.6% |
| 2 | 幾乎每天 | 31 | <div><div></div></div> 9.1% |
| 3 | 一星期幾次 | 61 | <div><div></div></div> 17.8% |
| 4 | 一個月幾次 | 50 | <div><div></div></div> 14.6% |
| 5 | 兩三個月一次 | 10 | <div><div></div></div> 2.9% |
| 6 | 一年一兩次 | 5 | <div><div></div></div> 1.5% |
| 7 | 幾年一次 | 0 | |
| 8 | 幾乎不聯絡 | 3 | <div><div></div></div> 0.9% |

| | | | |
|---|--|--------------|-------------------|
| # hmcont: 母親:聯絡情形 | | | |
| Value | Label | Cases | Percentage |
| 9 | 未填答 | 108 | 31.6% |
| Warning: these figures indicate the number of cases found in the data file. They cannot be interpreted as summary statistics of the population of interest. | | | |
| # hmhealth: 母親:健康情形 | | | |
| Information | [Type= discrete] [Format=numeric] [Range= 1-9] [Missing=*] | | |
| Statistics [NW/ W] | [Valid=342 /-] [Invalid=0 /-] | | |
| Value | Label | Cases | Percentage |
| 1 | 很好 | 83 | 24.3% |
| 2 | 還算好 | 94 | 27.5% |
| 3 | 普通 | 37 | 10.8% |
| 4 | 不太好 | 23 | 6.7% |
| 5 | 很不好 | 3 | 0.9% |
| 9 | 未填答 | 102 | 29.8% |
| Warning: these figures indicate the number of cases found in the data file. They cannot be interpreted as summary statistics of the population of interest. | | | |
| # hmmoney: 母親:您有沒有給母親生活費或零花費 | | | |
| Information | [Type= discrete] [Format=numeric] [Range= 1-9] [Missing=*] | | |
| Statistics [NW/ W] | [Valid=342 /-] [Invalid=0 /-] | | |
| Value | Label | Cases | Percentage |
| 1 | 固定每個月給 | 92 | 26.9% |
| 2 | 過年過節給 | 102 | 29.8% |
| 3 | 沒有給 | 42 | 12.3% |
| 4 | 其他 | 3 | 0.9% |
| 9 | 未填答 | 103 | 30.1% |
| Warning: these figures indicate the number of cases found in the data file. They cannot be interpreted as summary statistics of the population of interest. | | | |
| # hplev: 在您成長過程中,您家和別人比較起來,您家的生活水準如何 | | | |
| Information | [Type= discrete] [Format=numeric] [Range= 1-9] [Missing=*] | | |
| Statistics [NW/ W] | [Valid=342 /-] [Invalid=0 /-] | | |
| Value | Label | Cases | Percentage |
| 1 | 很差 | 13 | 3.8% |
| 2 | 差 | 29 | 8.5% |
| 3 | 普通 | 241 | 70.5% |
| 4 | 佳 | 53 | 15.5% |
| 5 | 極佳 | 5 | 1.5% |
| 9 | 未填答 | 1 | 0.3% |
| Warning: these figures indicate the number of cases found in the data file. They cannot be interpreted as summary statistics of the population of interest. | | | |
| # hpdec: 在您的印象中,您父母在討論家裡的事情時,主要由誰掌握決定權 | | | |
| Information | [Type= discrete] [Format=numeric] [Range= 1-9] [Missing=*] | | |
| Statistics [NW/ W] | [Valid=342 /-] [Invalid=0 /-] | | |
| Value | Label | Cases | Percentage |
| 1 | 幾乎都是父親 | 67 | 19.6% |
| 2 | 多半是父親 | 118 | 34.5% |
| 3 | 父母兩人共同 | 59 | 17.3% |
| 4 | 多半是母親 | 76 | 22.2% |

| # hpdec: 在您的印象中,您父母在討論家裡的事情時,主要由誰掌握決定權 | | | |
|---|--|-------|------------------------------|
| Value | Label | Cases | Percentage |
| 5 | 幾乎都是母親 | 20 | <div><div></div></div> 5.8% |
| 6 | 其他人 | 2 | <div><div></div></div> 0.6% |
| 9 | 未填答 | 0 | |
| Warning: these figures indicate the number of cases found in the data file. They cannot be interpreted as summary statistics of the population of interest. | | | |
| # hpkeep: 在您印象中,家裡的經濟大權,主要由誰掌管 | | | |
| Information | [Type= discrete] [Format=numeric] [Range= 1-9] [Missing=*] | | |
| Statistics [NW/ W] | [Valid=342 /-] [Invalid=0 /-] | | |
| Value | Label | Cases | Percentage |
| 1 | 幾乎都是父親 | 61 | <div><div></div></div> 17.8% |
| 2 | 多半是父親 | 88 | <div><div></div></div> 25.7% |
| 3 | 父母兩人共同 | 65 | <div><div></div></div> 19.0% |
| 4 | 多半是母親 | 84 | <div><div></div></div> 24.6% |
| 5 | 幾乎都是母親 | 42 | <div><div></div></div> 12.3% |
| 6 | 其他人 | 2 | <div><div></div></div> 0.6% |
| 9 | 未填答 | 0 | |
| Warning: these figures indicate the number of cases found in the data file. They cannot be interpreted as summary statistics of the population of interest. | | | |
| # hptalk: 在您印象中,您父母平時談話的狀況 | | | |
| Information | [Type= discrete] [Format=numeric] [Range= 1-9] [Missing=*] | | |
| Statistics [NW/ W] | [Valid=342 /-] [Invalid=0 /-] | | |
| Value | Label | Cases | Percentage |
| 1 | 都是父親在說 | 29 | <div><div></div></div> 8.5% |
| 2 | 父親說得比母親多 | 55 | <div><div></div></div> 16.1% |
| 3 | 父母差不多 | 135 | <div><div></div></div> 39.5% |
| 4 | 母親說得比父親多 | 99 | <div><div></div></div> 28.9% |
| 5 | 都是母親在說 | 23 | <div><div></div></div> 6.7% |
| 9 | 未填答 | 1 | <div><div></div></div> 0.3% |
| Warning: these figures indicate the number of cases found in the data file. They cannot be interpreted as summary statistics of the population of interest. | | | |
| # hpcare: 您父母親會互相關心彼此嗎 | | | |
| Information | [Type= discrete] [Format=numeric] [Range= 1-9] [Missing=*] | | |
| Statistics [NW/ W] | [Valid=342 /-] [Invalid=0 /-] | | |
| Value | Label | Cases | Percentage |
| 1 | 總是 | 65 | <div><div></div></div> 19.0% |
| 2 | 常常 | 122 | <div><div></div></div> 35.7% |
| 3 | 有時候 | 125 | <div><div></div></div> 36.5% |
| 4 | 很少 | 22 | <div><div></div></div> 6.4% |
| 5 | 從未 | 5 | <div><div></div></div> 1.5% |
| 9 | 未填答 | 3 | <div><div></div></div> 0.9% |
| Warning: these figures indicate the number of cases found in the data file. They cannot be interpreted as summary statistics of the population of interest. | | | |
| # hpcon: 他們常常發生衝突嗎 | | | |
| Information | [Type= discrete] [Format=numeric] [Range= 1-9] [Missing=*] | | |
| Statistics [NW/ W] | [Valid=342 /-] [Invalid=0 /-] | | |

| # hpcon: 他們常常發生衝突嗎 | | | |
|---|--|-------|------------------------------|
| Value | Label | Cases | Percentage |
| 1 | 總是 | 8 | <div><div></div></div> 2.3% |
| 2 | 常常 | 40 | <div><div></div></div> 11.7% |
| 3 | 有時候 | 158 | <div><div></div></div> 46.2% |
| 4 | 很少 | 125 | <div><div></div></div> 36.5% |
| 5 | 從未 | 8 | <div><div></div></div> 2.3% |
| 9 | 未填答 | 3 | <div><div></div></div> 0.9% |
| Warning: these figures indicate the number of cases found in the data file. They cannot be interpreted as summary statistics of the population of interest. | | | |
| # hmrel: 您和您父母親之間的關係如何: 母親 | | | |
| Information | [Type= discrete] [Format=numeric] [Range= 1-9] [Missing=*] | | |
| Statistics [NW/ W] | [Valid=342 /-] [Invalid=0 /-] | | |
| Value | Label | Cases | Percentage |
| 1 | 很好 | 171 | <div><div></div></div> 50.0% |
| 2 | 還算好 | 111 | <div><div></div></div> 32.5% |
| 3 | 普通 | 51 | <div><div></div></div> 14.9% |
| 4 | 不太好 | 4 | <div><div></div></div> 1.2% |
| 5 | 很不好 | 2 | <div><div></div></div> 0.6% |
| 9 | 未填答 | 3 | <div><div></div></div> 0.9% |
| Warning: these figures indicate the number of cases found in the data file. They cannot be interpreted as summary statistics of the population of interest. | | | |
| # hfrel: 您和您父母親之間的關係如何: 父親 | | | |
| Information | [Type= discrete] [Format=numeric] [Range= 1-9] [Missing=*] | | |
| Statistics [NW/ W] | [Valid=342 /-] [Invalid=0 /-] | | |
| Value | Label | Cases | Percentage |
| 1 | 很好 | 137 | <div><div></div></div> 40.1% |
| 2 | 還算好 | 118 | <div><div></div></div> 34.5% |
| 3 | 普通 | 69 | <div><div></div></div> 20.2% |
| 4 | 不太好 | 7 | <div><div></div></div> 2.0% |
| 5 | 很不好 | 3 | <div><div></div></div> 0.9% |
| 9 | 未填答 | 8 | <div><div></div></div> 2.3% |
| Warning: these figures indicate the number of cases found in the data file. They cannot be interpreted as summary statistics of the population of interest. | | | |
| # hfeel1: 和她比起來, 對這個家我覺得自己做的比較少 | | | |
| Information | [Type= discrete] [Format=numeric] [Range= 1-9] [Missing=*] | | |
| Statistics [NW/ W] | [Valid=342 /-] [Invalid=0 /-] | | |
| Value | Label | Cases | Percentage |
| 1 | 完全不覺得 | 101 | <div><div></div></div> 29.5% |
| 2 | 有些覺得 | 174 | <div><div></div></div> 50.9% |
| 3 | 相當覺得 | 47 | <div><div></div></div> 13.7% |
| 4 | 深覺如此 | 20 | <div><div></div></div> 5.8% |
| 9 | 未填答 | 0 | |
| Warning: these figures indicate the number of cases found in the data file. They cannot be interpreted as summary statistics of the population of interest. | | | |
| # hfeel2: 為了這個家, 她默默地承受一般人所不能承受的壓力 | | | |
| Information | [Type= discrete] [Format=numeric] [Range= 1-9] [Missing=*] | | |
| Statistics [NW/ W] | [Valid=342 /-] [Invalid=0 /-] | | |

hfeel2: 為了這個家,她默默地承受一般人所不能承受的壓力

| Value | Label | Cases | Percentage |
|-------|-------|-------|------------------------------|
| 1 | 完全不覺得 | 43 | <div><div></div></div> 12.6% |
| 2 | 有些覺得 | 154 | <div><div></div></div> 45.0% |
| 3 | 相當覺得 | 92 | <div><div></div></div> 26.9% |
| 4 | 深覺如此 | 53 | <div><div></div></div> 15.5% |
| 9 | 未填答 | 0 | |

Warning: these figures indicate the number of cases found in the data file. They cannot be interpreted as summary statistics of the population of interest.

hfeel3: 只要有能力,我一定不計代價回報她對這個家的付出

| | |
|--------------------|--|
| Information | [Type= discrete] [Format=numeric] [Range= 1-9] [Missing=*] |
| Statistics [NW/ W] | [Valid=342 /-] [Invalid=0 /-] |

| Value | Label | Cases | Percentage |
|-------|-------|-------|------------------------------|
| 1 | 完全不覺得 | 3 | <div><div></div></div> 0.9% |
| 2 | 有些覺得 | 68 | <div><div></div></div> 19.9% |
| 3 | 相當覺得 | 135 | <div><div></div></div> 39.5% |
| 4 | 深覺如此 | 136 | <div><div></div></div> 39.8% |
| 9 | 未填答 | 0 | |

Warning: these figures indicate the number of cases found in the data file. They cannot be interpreted as summary statistics of the population of interest.

hfeel4: 只要想到這些年她為我做的一切,我就會覺得非常感動

| | |
|--------------------|--|
| Information | [Type= discrete] [Format=numeric] [Range= 1-9] [Missing=*] |
| Statistics [NW/ W] | [Valid=342 /-] [Invalid=0 /-] |

| Value | Label | Cases | Percentage |
|-------|-------|-------|------------------------------|
| 1 | 完全不覺得 | 4 | <div><div></div></div> 1.2% |
| 2 | 有些覺得 | 76 | <div><div></div></div> 22.2% |
| 3 | 相當覺得 | 134 | <div><div></div></div> 39.2% |
| 4 | 深覺如此 | 127 | <div><div></div></div> 37.1% |
| 9 | 未填答 | 1 | <div><div></div></div> 0.3% |

Warning: these figures indicate the number of cases found in the data file. They cannot be interpreted as summary statistics of the population of interest.

hfeel5: 她對我很好,讓我有欠一份情的感覺

| | |
|--------------------|--|
| Information | [Type= discrete] [Format=numeric] [Range= 1-9] [Missing=*] |
| Statistics [NW/ W] | [Valid=342 /-] [Invalid=0 /-] |

| Value | Label | Cases | Percentage |
|-------|-------|-------|------------------------------|
| 1 | 完全不覺得 | 15 | <div><div></div></div> 4.4% |
| 2 | 有些覺得 | 109 | <div><div></div></div> 31.9% |
| 3 | 相當覺得 | 129 | <div><div></div></div> 37.7% |
| 4 | 深覺如此 | 89 | <div><div></div></div> 26.0% |
| 9 | 未填答 | 0 | |




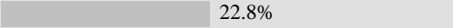














Warning: these figures indicate the number of cases found in the data file. They cannot be interpreted as summary statistics of the population of interest.

hfeel6: 在所有人當中,她陪伴我度過最多的困境

| | |
|--------------------|--|
| Information | [Type= discrete] [Format=numeric] [Range= 1-9] [Missing=*] |
| Statistics [NW/ W] | [Valid=342 /-] [Invalid=0 /-] |

| Value | Label | Cases | Percentage |
|-------|-------|-------|------------------------------|
| 1 | 完全不覺得 | 8 | <div><div></div></div> 2.3% |
| 2 | 有些覺得 | 78 | <div><div></div></div> 22.8% |

| # hfeel6: 在所有人當中,她陪伴我度過最多的困境 | | | |
|---|--|-------|------------------------------|
| Value | Label | Cases | Percentage |
| 3 | 相當覺得 | 121 | <div><div></div></div> 35.4% |
| 4 | 深覺如此 | 135 | <div><div></div></div> 39.5% |
| 9 | 未填答 | 0 | |
| Warning: these figures indicate the number of cases found in the data file. They cannot be interpreted as summary statistics of the population of interest. | | | |
| # hfeel7: 我們有很多話題可以聊 | | | |
| Information | [Type= discrete] [Format=numeric] [Range= 1-9] [Missing=*] | | |
| Statistics [NW/ W] | [Valid=342 /-] [Invalid=0 /-] | | |
| Value | Label | Cases | Percentage |
| 1 | 完全不覺得 | 15 | <div><div></div></div> 4.4% |
| 2 | 有些覺得 | 103 | <div><div></div></div> 30.1% |
| 3 | 相當覺得 | 130 | <div><div></div></div> 38.0% |
| 4 | 深覺如此 | 94 | <div><div></div></div> 27.5% |
| 9 | 未填答 | 0 | |
| Warning: these figures indicate the number of cases found in the data file. They cannot be interpreted as summary statistics of the population of interest. | | | |
| # hfeel8: 我們有很多一同經歷的特殊體驗 | | | |
| Information | [Type= discrete] [Format=numeric] [Range= 1-9] [Missing=*] | | |
| Statistics [NW/ W] | [Valid=342 /-] [Invalid=0 /-] | | |
| Value | Label | Cases | Percentage |
| 1 | 完全不覺得 | 25 | <div><div></div></div> 7.3% |
| 2 | 有些覺得 | 111 | <div><div></div></div> 32.5% |
| 3 | 相當覺得 | 117 | <div><div></div></div> 34.2% |
| 4 | 深覺如此 | 88 | <div><div></div></div> 25.7% |
| 9 | 未填答 | 1 | <div><div></div></div> 0.3% |
| Warning: these figures indicate the number of cases found in the data file. They cannot be interpreted as summary statistics of the population of interest. | | | |
| # hfeel9: 我們很享受兩人獨處的時間 | | | |
| Information | [Type= discrete] [Format=numeric] [Range= 1-9] [Missing=*] | | |
| Statistics [NW/ W] | [Valid=342 /-] [Invalid=0 /-] | | |
| Value | Label | Cases | Percentage |
| 1 | 完全不覺得 | 15 | <div><div></div></div> 4.4% |
| 2 | 有些覺得 | 101 | <div><div></div></div> 29.5% |
| 3 | 相當覺得 | 126 | <div><div></div></div> 36.8% |
| 4 | 深覺如此 | 100 | <div><div></div></div> 29.2% |
| 9 | 未填答 | 0 | |
| Warning: these figures indicate the number of cases found in the data file. They cannot be interpreted as summary statistics of the population of interest. | | | |
| # hfeel10: 我很喜歡我們之間表達情意的方式 | | | |
| Information | [Type= discrete] [Format=numeric] [Range= 1-9] [Missing=*] | | |
| Statistics [NW/ W] | [Valid=342 /-] [Invalid=0 /-] | | |
| Value | Label | Cases | Percentage |
| 1 | 完全不覺得 | 20 | <div><div></div></div> 5.8% |
| 2 | 有些覺得 | 113 | <div><div></div></div> 33.0% |
| 3 | 相當覺得 | 124 | <div><div></div></div> 36.3% |
| 4 | 深覺如此 | 85 | <div><div></div></div> 24.9% |

| | | | |
|---|--|--------------|---|
| # hfeel10: 我很喜歡我們之間表達情意的方式 | | | |
| Value | Label | Cases | Percentage |
| 9 | 未填答 | 0 | |
| Warning: these figures indicate the number of cases found in the data file. They cannot be interpreted as summary statistics of the population of interest. | | | |
| # hfeel11: 我能從她那學到許多我所不足的能力 | | | |
| Information | [Type= discrete] [Format=numeric] [Range= 1-9] [Missing=*] | | |
| Statistics [NW/ W] | [Valid=342 /-] [Invalid=0 /-] | | |
| Value | Label | Cases | Percentage |
| 1 | 完全不覺得 | 17 |  5.0% |
| 2 | 有些覺得 | 144 |  42.1% |
| 3 | 相當覺得 | 103 |  30.1% |
| 4 | 深覺如此 | 78 |  22.8% |
| 9 | 未填答 | 0 | |
| Warning: these figures indicate the number of cases found in the data file. They cannot be interpreted as summary statistics of the population of interest. | | | |
| # hfeel12: 身為她的配偶,我特別覺得驕傲 | | | |
| Information | [Type= discrete] [Format=numeric] [Range= 1-9] [Missing=*] | | |
| Statistics [NW/ W] | [Valid=342 /-] [Invalid=0 /-] | | |
| Value | Label | Cases | Percentage |
| 1 | 完全不覺得 | 10 |  2.9% |
| 2 | 有些覺得 | 96 |  28.1% |
| 3 | 相當覺得 | 129 |  37.7% |
| 4 | 深覺如此 | 106 |  31.0% |
| 9 | 未填答 | 1 |  0.3% |
| Warning: these figures indicate the number of cases found in the data file. They cannot be interpreted as summary statistics of the population of interest. | | | |
| # hfeel13: 我很高興能有一個個性這麼好的太太 | | | |
| Information | [Type= discrete] [Format=numeric] [Range= 1-9] [Missing=*] | | |
| Statistics [NW/ W] | [Valid=342 /-] [Invalid=0 /-] | | |
| Value | Label | Cases | Percentage |
| 1 | 完全不覺得 | 21 |  6.1% |
| 2 | 有些覺得 | 97 |  28.4% |
| 3 | 相當覺得 | 113 |  33.0% |
| 4 | 深覺如此 | 111 |  32.5% |
| 9 | 未填答 | 0 | |
| Warning: these figures indicate the number of cases found in the data file. They cannot be interpreted as summary statistics of the population of interest. | | | |
| # hfeel14: 時間越久,我越能感受到她與眾不同的優點 | | | |
| Information | [Type= discrete] [Format=numeric] [Range= 1-9] [Missing=*] | | |
| Statistics [NW/ W] | [Valid=342 /-] [Invalid=0 /-] | | |
| Value | Label | Cases | Percentage |
| 1 | 完全不覺得 | 10 |  2.9% |
| 2 | 有些覺得 | 100 |  29.2% |
| 3 | 相當覺得 | 132 |  38.6% |
| 4 | 深覺如此 | 99 |  28.9% |
| 9 | 未填答 | 1 |  0.3% |
| Warning: these figures indicate the number of cases found in the data file. They cannot be interpreted as summary statistics of the population of interest. | | | |

| # hfeel15: 她的為人處世受到我親友極大的肯定 | | | |
|---|--|-------|------------------------------|
| Information | [Type= discrete] [Format=numeric] [Range= 1-9] [Missing=*] | | |
| Statistics [NW/ W] | [Valid=342 /-] [Invalid=0 /-] | | |
| Value | Label | Cases | Percentage |
| 1 | 完全不覺得 | 9 | <div><div></div></div> 2.6% |
| 2 | 有些覺得 | 95 | <div><div></div></div> 27.8% |
| 3 | 相當覺得 | 127 | <div><div></div></div> 37.1% |
| 4 | 深覺如此 | 111 | <div><div></div></div> 32.5% |
| 9 | 未填答 | 0 | |
| Warning: these figures indicate the number of cases found in the data file. They cannot be interpreted as summary statistics of the population of interest. | | | |
| # hfeel16: 我們能完全了解對方的需求 | | | |
| Information | [Type= discrete] [Format=numeric] [Range= 1-9] [Missing=*] | | |
| Statistics [NW/ W] | [Valid=342 /-] [Invalid=0 /-] | | |
| Value | Label | Cases | Percentage |
| 1 | 完全不覺得 | 12 | <div><div></div></div> 3.5% |
| 2 | 有些覺得 | 122 | <div><div></div></div> 35.7% |
| 3 | 相當覺得 | 139 | <div><div></div></div> 40.6% |
| 4 | 深覺如此 | 69 | <div><div></div></div> 20.2% |
| 9 | 未填答 | 0 | |
| Warning: these figures indicate the number of cases found in the data file. They cannot be interpreted as summary statistics of the population of interest. | | | |
| # hfeel17: 我們都能完全信賴對方 | | | |
| Information | [Type= discrete] [Format=numeric] [Range= 1-9] [Missing=*] | | |
| Statistics [NW/ W] | [Valid=342 /-] [Invalid=0 /-] | | |
| Value | Label | Cases | Percentage |
| 1 | 完全不覺得 | 10 | <div><div></div></div> 2.9% |
| 2 | 有些覺得 | 65 | <div><div></div></div> 19.0% |
| 3 | 相當覺得 | 137 | <div><div></div></div> 40.1% |
| 4 | 深覺如此 | 130 | <div><div></div></div> 38.0% |
| 9 | 未填答 | 0 | |
| Warning: these figures indicate the number of cases found in the data file. They cannot be interpreted as summary statistics of the population of interest. | | | |
| # hfeel18: 我們都會將心底最深處的感受告訴對方 | | | |
| Information | [Type= discrete] [Format=numeric] [Range= 1-9] [Missing=*] | | |
| Statistics [NW/ W] | [Valid=342 /-] [Invalid=0 /-] | | |
| Value | Label | Cases | Percentage |
| 1 | 完全不覺得 | 16 | <div><div></div></div> 4.7% |
| 2 | 有些覺得 | 104 | <div><div></div></div> 30.4% |
| 3 | 相當覺得 | 128 | <div><div></div></div> 37.4% |
| 4 | 深覺如此 | 94 | <div><div></div></div> 27.5% |
| 9 | 未填答 | 0 | |
| Warning: these figures indicate the number of cases found in the data file. They cannot be interpreted as summary statistics of the population of interest. | | | |
| # hfeel19: 我們將彼此視為生命中最重要的人 | | | |
| Information | [Type= discrete] [Format=numeric] [Range= 1-9] [Missing=*] | | |
| Statistics [NW/ W] | [Valid=342 /-] [Invalid=0 /-] | | |

| # hfeel19: 我們將彼此視為生命中最重要的人 | | | |
|---|--|-------|------------------------------|
| Value | Label | Cases | Percentage |
| 1 | 完全不覺得 | 5 | <div><div></div></div> 1.5% |
| 2 | 有些覺得 | 60 | <div><div></div></div> 17.5% |
| 3 | 相當覺得 | 116 | <div><div></div></div> 33.9% |
| 4 | 深覺如此 | 161 | <div><div></div></div> 47.1% |
| 9 | 未填答 | 0 | |
| Warning: these figures indicate the number of cases found in the data file. They cannot be interpreted as summary statistics of the population of interest. | | | |
| # hfeel20: 即使不說出來,我們也能了解對方的心意 | | | |
| Information | [Type= discrete] [Format=numeric] [Range= 1-9] [Missing=*] | | |
| Statistics [NW/ W] | [Valid=342 /-] [Invalid=0 /-] | | |
| Value | Label | Cases | Percentage |
| 1 | 完全不覺得 | 14 | <div><div></div></div> 4.1% |
| 2 | 有些覺得 | 93 | <div><div></div></div> 27.2% |
| 3 | 相當覺得 | 143 | <div><div></div></div> 41.8% |
| 4 | 深覺如此 | 92 | <div><div></div></div> 26.9% |
| 9 | 未填答 | 0 | |
| Warning: these figures indicate the number of cases found in the data file. They cannot be interpreted as summary statistics of the population of interest. | | | |
| # hsextime: 請問,過去一年來,您和太太多常發生性行為 | | | |
| Information | [Type= discrete] [Format=numeric] [Range= 1-9] [Missing=*] | | |
| Statistics [NW/ W] | [Valid=342 /-] [Invalid=0 /-] | | |
| Value | Label | Cases | Percentage |
| 1 | 從來沒有 | 16 | <div><div></div></div> 4.7% |
| 2 | 一年一次 | 11 | <div><div></div></div> 3.2% |
| 3 | 一年數次 | 48 | <div><div></div></div> 14.0% |
| 4 | 每月一次 | 37 | <div><div></div></div> 10.8% |
| 5 | 每月2~3次 | 100 | <div><div></div></div> 29.2% |
| 6 | 每星期一次 | 85 | <div><div></div></div> 24.9% |
| 7 | 每星期數次 | 35 | <div><div></div></div> 10.2% |
| 9 | 未填答 | 10 | <div><div></div></div> 2.9% |
| Warning: these figures indicate the number of cases found in the data file. They cannot be interpreted as summary statistics of the population of interest. | | | |
| # hbase1: 她的為人處世,很值得我學習 | | | |
| Information | [Type= discrete] [Format=numeric] [Range= 1-9] [Missing=*] | | |
| Statistics [NW/ W] | [Valid=342 /-] [Invalid=0 /-] | | |
| Value | Label | Cases | Percentage |
| 1 | 很不符合 | 4 | <div><div></div></div> 1.2% |
| 2 | 不太符合 | 32 | <div><div></div></div> 9.4% |
| 3 | 還算符合 | 233 | <div><div></div></div> 68.1% |
| 4 | 很符合 | 72 | <div><div></div></div> 21.1% |
| 9 | 未填答 | 1 | <div><div></div></div> 0.3% |
| Warning: these figures indicate the number of cases found in the data file. They cannot be interpreted as summary statistics of the population of interest. | | | |
| # hbase2: 什麼事情我都想和她談,聽她的建議 | | | |
| Information | [Type= discrete] [Format=numeric] [Range= 1-9] [Missing=*] | | |
| Statistics [NW/ W] | [Valid=342 /-] [Invalid=0 /-] | | |

| # hbase2: 什麼事情我都想和她談,聽她的建議 | | | |
|---|--|-------|------------------------------|
| Value | Label | Cases | Percentage |
| 1 | 很不符合 | 4 | <div><div></div></div> 1.2% |
| 2 | 不太符合 | 53 | <div><div></div></div> 15.5% |
| 3 | 還算符合 | 214 | <div><div></div></div> 62.6% |
| 4 | 很符合 | 70 | <div><div></div></div> 20.5% |
| 9 | 未填答 | 1 | <div><div></div></div> 0.3% |
| Warning: these figures indicate the number of cases found in the data file. They cannot be interpreted as summary statistics of the population of interest. | | | |
| # hbase3: 我欽佩她,希望能成為像她一樣的人 | | | |
| Information | [Type= discrete] [Format=numeric] [Range= 1-9] [Missing=*] | | |
| Statistics [NW/ W] | [Valid=342 /-] [Invalid=0 /-] | | |
| Value | Label | Cases | Percentage |
| 1 | 很不符合 | 10 | <div><div></div></div> 2.9% |
| 2 | 不太符合 | 125 | <div><div></div></div> 36.5% |
| 3 | 還算符合 | 164 | <div><div></div></div> 48.0% |
| 4 | 很符合 | 41 | <div><div></div></div> 12.0% |
| 9 | 未填答 | 2 | <div><div></div></div> 0.6% |
| Warning: these figures indicate the number of cases found in the data file. They cannot be interpreted as summary statistics of the population of interest. | | | |
| # hbase4: 如果不順她的意,她會生氣擺臉色 | | | |
| Information | [Type= discrete] [Format=numeric] [Range= 1-9] [Missing=*] | | |
| Statistics [NW/ W] | [Valid=342 /-] [Invalid=0 /-] | | |
| Value | Label | Cases | Percentage |
| 1 | 很不符合 | 27 | <div><div></div></div> 7.9% |
| 2 | 不太符合 | 114 | <div><div></div></div> 33.3% |
| 3 | 還算符合 | 138 | <div><div></div></div> 40.4% |
| 4 | 很符合 | 62 | <div><div></div></div> 18.1% |
| 9 | 未填答 | 1 | <div><div></div></div> 0.3% |
| Warning: these figures indicate the number of cases found in the data file. They cannot be interpreted as summary statistics of the population of interest. | | | |
| # hbase5: 她很嚴厲,令人害怕 | | | |
| Information | [Type= discrete] [Format=numeric] [Range= 1-9] [Missing=*] | | |
| Statistics [NW/ W] | [Valid=342 /-] [Invalid=0 /-] | | |
| Value | Label | Cases | Percentage |
| 1 | 很不符合 | 110 | <div><div></div></div> 32.2% |
| 2 | 不太符合 | 151 | <div><div></div></div> 44.2% |
| 3 | 還算符合 | 65 | <div><div></div></div> 19.0% |
| 4 | 很符合 | 14 | <div><div></div></div> 4.1% |
| 9 | 未填答 | 2 | <div><div></div></div> 0.6% |
| Warning: these figures indicate the number of cases found in the data file. They cannot be interpreted as summary statistics of the population of interest. | | | |
| # hbase6: 如果不聽從她,她會大聲怒罵甚至動手打人 | | | |
| Information | [Type= discrete] [Format=numeric] [Range= 1-9] [Missing=*] | | |
| Statistics [NW/ W] | [Valid=342 /-] [Invalid=0 /-] | | |
| Value | Label | Cases | Percentage |
| 1 | 很不符合 | 217 | <div><div></div></div> 63.5% |
| 2 | 不太符合 | 85 | <div><div></div></div> 24.9% |

| # hbase6: 如果不聽從她,她會大聲怒罵甚至動手打人 | | | |
|---|--|-------|------------------------------|
| Value | Label | Cases | Percentage |
| 3 | 還算符合 | 24 | <div><div></div></div> 7.0% |
| 4 | 很符合 | 14 | <div><div></div></div> 4.1% |
| 9 | 未填答 | 2 | <div><div></div></div> 0.6% |
| Warning: these figures indicate the number of cases found in the data file. They cannot be interpreted as summary statistics of the population of interest. | | | |
| # hbase7: 她的外表很吸引人 | | | |
| Information | [Type= discrete] [Format=numeric] [Range= 1-9] [Missing=*] | | |
| Statistics [NW/ W] | [Valid=342 /-] [Invalid=0 /-] | | |
| Value | Label | Cases | Percentage |
| 1 | 很不符合 | 8 | <div><div></div></div> 2.3% |
| 2 | 不太符合 | 56 | <div><div></div></div> 16.4% |
| 3 | 還算符合 | 198 | <div><div></div></div> 57.9% |
| 4 | 很符合 | 79 | <div><div></div></div> 23.1% |
| 9 | 未填答 | 1 | <div><div></div></div> 0.3% |
| Warning: these figures indicate the number of cases found in the data file. They cannot be interpreted as summary statistics of the population of interest. | | | |
| # hbase8: 我覺得她讓我很有面子 | | | |
| Information | [Type= discrete] [Format=numeric] [Range= 1-9] [Missing=*] | | |
| Statistics [NW/ W] | [Valid=342 /-] [Invalid=0 /-] | | |
| Value | Label | Cases | Percentage |
| 1 | 很不符合 | 3 | <div><div></div></div> 0.9% |
| 2 | 不太符合 | 31 | <div><div></div></div> 9.1% |
| 3 | 還算符合 | 195 | <div><div></div></div> 57.0% |
| 4 | 很符合 | 112 | <div><div></div></div> 32.7% |
| 9 | 未填答 | 1 | <div><div></div></div> 0.3% |
| Warning: these figures indicate the number of cases found in the data file. They cannot be interpreted as summary statistics of the population of interest. | | | |
| # hbase9: 和她在一起,讓我很快樂、輕鬆、自在 | | | |
| Information | [Type= discrete] [Format=numeric] [Range= 1-9] [Missing=*] | | |
| Statistics [NW/ W] | [Valid=342 /-] [Invalid=0 /-] | | |
| Value | Label | Cases | Percentage |
| 1 | 很不符合 | 2 | <div><div></div></div> 0.6% |
| 2 | 不太符合 | 31 | <div><div></div></div> 9.1% |
| 3 | 還算符合 | 186 | <div><div></div></div> 54.4% |
| 4 | 很符合 | 122 | <div><div></div></div> 35.7% |
| 9 | 未填答 | 1 | <div><div></div></div> 0.3% |
| Warning: these figures indicate the number of cases found in the data file. They cannot be interpreted as summary statistics of the population of interest. | | | |
| # hbase10: 她會欣賞我、稱讚我 | | | |
| Information | [Type= discrete] [Format=numeric] [Range= 1-9] [Missing=*] | | |
| Statistics [NW/ W] | [Valid=342 /-] [Invalid=0 /-] | | |
| Value | Label | Cases | Percentage |
| 1 | 很不符合 | 9 | <div><div></div></div> 2.6% |
| 2 | 不太符合 | 75 | <div><div></div></div> 21.9% |
| 3 | 還算符合 | 160 | <div><div></div></div> 46.8% |
| 4 | 很符合 | 97 | <div><div></div></div> 28.4% |

| # hbase10: 她會欣賞我、稱讚我 | | | |
|---|--|-------|------------|
| Value | Label | Cases | Percentage |
| 9 | 未填答 | 1 | 0.3% |
| Warning: these figures indicate the number of cases found in the data file. They cannot be interpreted as summary statistics of the population of interest. | | | |
| # hbase11: 她很有魅力 | | | |
| Information | [Type= discrete] [Format=numeric] [Range= 1-9] [Missing=*] | | |
| Statistics [NW/ W] | [Valid=342 /-] [Invalid=0 /-] | | |
| Value | Label | Cases | Percentage |
| 1 | 很不符合 | 6 | 1.8% |
| 2 | 不太符合 | 68 | 19.9% |
| 3 | 還算符合 | 196 | 57.3% |
| 4 | 很符合 | 71 | 20.8% |
| 9 | 未填答 | 1 | 0.3% |
| Warning: these figures indicate the number of cases found in the data file. They cannot be interpreted as summary statistics of the population of interest. | | | |

| # hbase12: 她很會理財 | | | |
|---|--|-------|------------------------------|
| Information | [Type= discrete] [Format=numeric] [Range= 1-9] [Missing=*] | | |
| Statistics [NW/ W] | [Valid=342 /-] [Invalid=0 /-] | | |
| Value | Label | Cases | Percentage |
| 1 | 很不符合 | 22 | <div><div></div></div> 6.4% |
| 2 | 不太符合 | 109 | <div><div></div></div> 31.9% |
| 3 | 還算符合 | 144 | <div><div></div></div> 42.1% |
| 4 | 很符合 | 65 | <div><div></div></div> 19.0% |
| 9 | 未填答 | 2 | <div><div></div></div> 0.6% |
| Warning: these figures indicate the number of cases found in the data file. They cannot be interpreted as summary statistics of the population of interest. | | | |
| # hbase13: 她很善於溝通 | | | |
| Information | [Type= discrete] [Format=numeric] [Range= 1-9] [Missing=*] | | |
| Statistics [NW/ W] | [Valid=342 /-] [Invalid=0 /-] | | |
| Value | Label | Cases | Percentage |
| 1 | 很不符合 | 7 | <div><div></div></div> 2.0% |
| 2 | 不太符合 | 61 | <div><div></div></div> 17.8% |
| 3 | 還算符合 | 195 | <div><div></div></div> 57.0% |
| 4 | 很符合 | 78 | <div><div></div></div> 22.8% |
| 9 | 未填答 | 1 | <div><div></div></div> 0.3% |
| Warning: these figures indicate the number of cases found in the data file. They cannot be interpreted as summary statistics of the population of interest. | | | |
| # hbase14: 她很會處理安排日常瑣事 | | | |
| Information | [Type= discrete] [Format=numeric] [Range= 1-9] [Missing=*] | | |
| Statistics [NW/ W] | [Valid=342 /-] [Invalid=0 /-] | | |
| Value | Label | Cases | Percentage |
| 1 | 很不符合 | 11 | <div><div></div></div> 3.2% |
| 2 | 不太符合 | 47 | <div><div></div></div> 13.7% |
| 3 | 還算符合 | 181 | <div><div></div></div> 52.9% |
| 4 | 很符合 | 102 | <div><div></div></div> 29.8% |
| 9 | 未填答 | 1 | <div><div></div></div> 0.3% |
| Warning: these figures indicate the number of cases found in the data file. They cannot be interpreted as summary statistics of the population of interest. | | | |
| # hbase15: 她對教育小孩很有一套 | | | |
| Information | [Type= discrete] [Format=numeric] [Range= 0-9] [Missing=*] | | |
| Statistics [NW/ W] | [Valid=342 /-] [Invalid=0 /-] | | |
| Value | Label | Cases | Percentage |
| 0 | 不適用 | 1 | <div><div></div></div> 0.3% |
| 1 | 很不符合 | 12 | <div><div></div></div> 3.5% |
| 2 | 不太符合 | 74 | <div><div></div></div> 21.6% |
| 3 | 還算符合 | 167 | <div><div></div></div> 48.8% |
| 4 | 很符合 | 86 | <div><div></div></div> 25.1% |
| 9 | 未填答 | 2 | <div><div></div></div> 0.6% |
| Warning: these figures indicate the number of cases found in the data file. They cannot be interpreted as summary statistics of the population of interest. | | | |
| # hbase16: 她的見聞、知識廣博 | | | |
| Information | [Type= discrete] [Format=numeric] [Range= 1-9] [Missing=*] | | |
| Statistics [NW/ W] | [Valid=342 /-] [Invalid=0 /-] | | |

| # hbase16: 她的見聞、知識廣博 | | | | |
|---|--|-------|------------------------|-------|
| Value | Label | Cases | Percentage | |
| 1 | 很不符合 | 9 | <div><div></div></div> | 2.6% |
| 2 | 不太符合 | 110 | <div><div></div></div> | 32.2% |
| 3 | 還算符合 | 180 | <div><div></div></div> | 52.6% |
| 4 | 很符合 | 42 | <div><div></div></div> | 12.3% |
| 9 | 未填答 | 1 | <div><div></div></div> | 0.3% |
| Warning: these figures indicate the number of cases found in the data file. They cannot be interpreted as summary statistics of the population of interest. | | | | |
| # hbase17: 我很相信她對事物的判斷 | | | | |
| Information | [Type= discrete] [Format=numeric] [Range= 1-9] [Missing=*] | | | |
| Statistics [NW/ W] | [Valid=342 /-] [Invalid=0 /-] | | | |
| Value | Label | Cases | Percentage | |
| 1 | 很不符合 | 7 | <div><div></div></div> | 2.0% |
| 2 | 不太符合 | 67 | <div><div></div></div> | 19.6% |
| 3 | 還算符合 | 206 | <div><div></div></div> | 60.2% |
| 4 | 很符合 | 61 | <div><div></div></div> | 17.8% |
| 9 | 未填答 | 1 | <div><div></div></div> | 0.3% |
| Warning: these figures indicate the number of cases found in the data file. They cannot be interpreted as summary statistics of the population of interest. | | | | |
| # hbase18: 她很會收集各種資訊 | | | | |
| Information | [Type= discrete] [Format=numeric] [Range= 1-9] [Missing=*] | | | |
| Statistics [NW/ W] | [Valid=342 /-] [Invalid=0 /-] | | | |
| Value | Label | Cases | Percentage | |
| 1 | 很不符合 | 12 | <div><div></div></div> | 3.5% |
| 2 | 不太符合 | 100 | <div><div></div></div> | 29.2% |
| 3 | 還算符合 | 156 | <div><div></div></div> | 45.6% |
| 4 | 很符合 | 73 | <div><div></div></div> | 21.3% |
| 9 | 未填答 | 1 | <div><div></div></div> | 0.3% |
| Warning: these figures indicate the number of cases found in the data file. They cannot be interpreted as summary statistics of the population of interest. | | | | |
| # hbase19: 她認為婚後太太應該以先生為主 | | | | |
| Information | [Type= discrete] [Format=numeric] [Range= 1-9] [Missing=*] | | | |
| Statistics [NW/ W] | [Valid=342 /-] [Invalid=0 /-] | | | |
| Value | Label | Cases | Percentage | |
| 1 | 很不符合 | 24 | <div><div></div></div> | 7.0% |
| 2 | 不太符合 | 101 | <div><div></div></div> | 29.5% |
| 3 | 還算符合 | 168 | <div><div></div></div> | 49.1% |
| 4 | 很符合 | 48 | <div><div></div></div> | 14.0% |
| 9 | 未填答 | 1 | <div><div></div></div> | 0.3% |
| Warning: these figures indicate the number of cases found in the data file. They cannot be interpreted as summary statistics of the population of interest. | | | | |
| # hbase20: 她認同「嫁雞隨雞,嫁狗隨狗」的觀念 | | | | |
| Information | [Type= discrete] [Format=numeric] [Range= 1-9] [Missing=*] | | | |
| Statistics [NW/ W] | [Valid=342 /-] [Invalid=0 /-] | | | |
| Value | Label | Cases | Percentage | |
| 1 | 很不符合 | 35 | <div><div></div></div> | 10.2% |
| 2 | 不太符合 | 101 | <div><div></div></div> | 29.5% |

| # hbase20: 她認同「嫁雞隨雞,嫁狗隨狗」的觀念 | | | |
|---|--|-------|------------------------------|
| Value | Label | Cases | Percentage |
| 3 | 還算符合 | 145 | <div><div></div></div> 42.4% |
| 4 | 很符合 | 60 | <div><div></div></div> 17.5% |
| 9 | 未填答 | 1 | <div><div></div></div> 0.3% |
| Warning: these figures indicate the number of cases found in the data file. They cannot be interpreted as summary statistics of the population of interest. | | | |
| # hbase21: 她認為「先生負責賺錢養家,太太負責家務」是很理想的分工方式 | | | |
| Information | [Type= discrete] [Format=numeric] [Range= 1-9] [Missing=*] | | |
| Statistics [NW/ W] | [Valid=342 /-] [Invalid=0 /-] | | |
| Value | Label | Cases | Percentage |
| 1 | 很不符合 | 50 | <div><div></div></div> 14.6% |
| 2 | 不太符合 | 133 | <div><div></div></div> 38.9% |
| 3 | 還算符合 | 120 | <div><div></div></div> 35.1% |
| 4 | 很符合 | 37 | <div><div></div></div> 10.8% |
| 9 | 未填答 | 2 | <div><div></div></div> 0.6% |
| Warning: these figures indicate the number of cases found in the data file. They cannot be interpreted as summary statistics of the population of interest. | | | |
| # hcomp1: 比較您和太太間的情況: 相愛程度 | | | |
| Information | [Type= discrete] [Format=numeric] [Range= 1-9] [Missing=*] | | |
| Statistics [NW/ W] | [Valid=342 /-] [Invalid=0 /-] | | |
| Value | Label | Cases | Percentage |
| 1 | 她愛我比較多 | 54 | <div><div></div></div> 15.8% |
| 2 | 我愛她比較多 | 51 | <div><div></div></div> 14.9% |
| 3 | 兩人相愛程度差不多 | 235 | <div><div></div></div> 68.7% |
| 9 | 未填答 | 2 | <div><div></div></div> 0.6% |
| Warning: these figures indicate the number of cases found in the data file. They cannot be interpreted as summary statistics of the population of interest. | | | |
| # hcomp2: 比較您和太太間的情況: 結婚獲益 | | | |
| Information | [Type= discrete] [Format=numeric] [Range= 1-9] [Missing=*] | | |
| Statistics [NW/ W] | [Valid=342 /-] [Invalid=0 /-] | | |
| Value | Label | Cases | Percentage |
| 1 | 我獲益比較多 | 58 | <div><div></div></div> 17.0% |
| 2 | 她獲益比較多 | 24 | <div><div></div></div> 7.0% |
| 3 | 我們的獲益差不多 | 254 | <div><div></div></div> 74.3% |
| 9 | 未填答 | 6 | <div><div></div></div> 1.8% |
| Warning: these figures indicate the number of cases found in the data file. They cannot be interpreted as summary statistics of the population of interest. | | | |
| # hcomp3: 比較您和太太間的情況: 彼此需要程度 | | | |
| Information | [Type= discrete] [Format=numeric] [Range= 1-9] [Missing=*] | | |
| Statistics [NW/ W] | [Valid=342 /-] [Invalid=0 /-] | | |
| Value | Label | Cases | Percentage |
| 1 | 她比較需要我 | 32 | <div><div></div></div> 9.4% |
| 2 | 我比較需要她 | 73 | <div><div></div></div> 21.3% |
| 3 | 彼此需要的程度差不多 | 235 | <div><div></div></div> 68.7% |
| 9 | 未填答 | 2 | <div><div></div></div> 0.6% |
| Warning: these figures indicate the number of cases found in the data file. They cannot be interpreted as summary statistics of the population of interest. | | | |

| | | | |
|---|--------------|--|-------------------|
| # hcomp4: 比較您和太太間的情況: 父母家庭經濟 | | | |
| Information | | [Type= discrete] [Format=numeric] [Range= 1-9] [Missing=*] | |
| Statistics [NW/ W] | | [Valid=342 /-] [Invalid=0 /-] | |
| Value | Label | Cases | Percentage |
| 1 | 她父母家比較富裕 | 75 | 21.9% |
| 2 | 我父母家比較富裕 | 63 | 18.4% |
| 3 | 雙方父母家差不多 | 199 | 58.2% |
| 4 | 其他 | 4 | 1.2% |
| 9 | 未填答 | 1 | 0.3% |
| Warning: these figures indicate the number of cases found in the data file. They cannot be interpreted as summary statistics of the population of interest. | | | |
| # hcomp5: 比較您和太太間的情況: 手足親戚來往情形 | | | |
| Information | | [Type= discrete] [Format=numeric] [Range= 1-9] [Missing=*] | |
| Statistics [NW/ W] | | [Valid=342 /-] [Invalid=0 /-] | |
| Value | Label | Cases | Percentage |
| 1 | 她家手足親戚來往比較密切 | 112 | 32.7% |
| 2 | 我家手足親戚來往比較密切 | 50 | 14.6% |
| 3 | 雙方家差不多 | 176 | 51.5% |
| 4 | 其他 | 2 | 0.6% |
| 9 | 未填答 | 2 | 0.6% |
| Warning: these figures indicate the number of cases found in the data file. They cannot be interpreted as summary statistics of the population of interest. | | | |
| # hattit1: 結婚後一切應該以男方家庭為重 | | | |
| Information | | [Type= discrete] [Format=numeric] [Range= 1-9] [Missing=*] | |
| Statistics [NW/ W] | | [Valid=341 /-] [Invalid=1 /-] | |
| Value | Label | Cases | Percentage |
| 1 | 很不同意 | 24 | 7.0% |
| 2 | 不太同意 | 114 | 33.4% |
| 3 | 還算同意 | 164 | 48.1% |
| 4 | 很同意 | 38 | 11.1% |
| 9 | 未填答 | 1 | 0.3% |
| Sysmiss | | 1 | |
| Warning: these figures indicate the number of cases found in the data file. They cannot be interpreted as summary statistics of the population of interest. | | | |
| # hattit2: 結婚後最好與男方父母同住 | | | |
| Information | | [Type= discrete] [Format=numeric] [Range= 1-9] [Missing=*] | |
| Statistics [NW/ W] | | [Valid=341 /-] [Invalid=1 /-] | |
| Value | Label | Cases | Percentage |
| 1 | 很不同意 | 30 | 8.8% |
| 2 | 不太同意 | 136 | 39.9% |
| 3 | 還算同意 | 137 | 40.2% |
| 4 | 很同意 | 38 | 11.1% |
| 9 | 未填答 | 0 | |
| Sysmiss | | 1 | |
| Warning: these figures indicate the number of cases found in the data file. They cannot be interpreted as summary statistics of the population of interest. | | | |
| # hattit3: 即使婚後沒有與夫家父母同住, 也應該經常回夫家探望 | | | |
| Information | | [Type= discrete] [Format=numeric] [Range= 1-9] [Missing=*] | |

| | | | |
|---|--------------|--|-------------------|
| # hattit3: 即使婚後沒有與夫家父母同住, 也應該經常回夫家探望 | | | |
| Statistics [NW/ W] | | [Valid=341 /-] [Invalid=1 /-] | |
| Value | Label | Cases | Percentage |
| 1 | 很不同意 | 5 | 1.5% |
| 2 | 不太同意 | 24 | 7.0% |
| 3 | 還算同意 | 197 | 57.8% |
| 4 | 很同意 | 115 | 33.7% |
| 9 | 未填答 | 0 | |
| Sysmiss | | 1 | |
| Warning: these figures indicate the number of cases found in the data file. They cannot be interpreted as summary statistics of the population of interest. | | | |
| # hattit4: 結婚後太太應該以先生為主 | | | |
| Information | | [Type= discrete] [Format=numeric] [Range= 1-9] [Missing=*] | |
| Statistics [NW/ W] | | [Valid=341 /-] [Invalid=1 /-] | |
| Value | Label | Cases | Percentage |
| 1 | 很不同意 | 19 | 5.6% |
| 2 | 不太同意 | 91 | 26.7% |
| 3 | 還算同意 | 175 | 51.3% |
| 4 | 很同意 | 55 | 16.1% |
| 9 | 未填答 | 1 | 0.3% |
| Sysmiss | | 1 | |
| Warning: these figures indicate the number of cases found in the data file. They cannot be interpreted as summary statistics of the population of interest. | | | |
| # hattit5: 結婚後最好生一個兒子以傳宗接代 | | | |
| Information | | [Type= discrete] [Format=numeric] [Range= 1-9] [Missing=*] | |
| Statistics [NW/ W] | | [Valid=341 /-] [Invalid=1 /-] | |
| Value | Label | Cases | Percentage |
| 1 | 很不同意 | 48 | 14.1% |
| 2 | 不太同意 | 105 | 30.8% |
| 3 | 還算同意 | 136 | 39.9% |
| 4 | 很同意 | 52 | 15.2% |
| 9 | 未填答 | 0 | |
| Sysmiss | | 1 | |
| Warning: these figures indicate the number of cases found in the data file. They cannot be interpreted as summary statistics of the population of interest. | | | |
| # hattit6: 我認同中國傳統「嫁雞隨雞, 嫁狗隨狗」的觀念 | | | |
| Information | | [Type= discrete] [Format=numeric] [Range= 1-9] [Missing=*] | |
| Statistics [NW/ W] | | [Valid=341 /-] [Invalid=1 /-] | |
| Value | Label | Cases | Percentage |
| 1 | 很不同意 | 38 | 11.1% |
| 2 | 不太同意 | 103 | 30.2% |
| 3 | 還算同意 | 152 | 44.6% |
| 4 | 很同意 | 48 | 14.1% |
| 9 | 未填答 | 0 | |
| Sysmiss | | 1 | |
| Warning: these figures indicate the number of cases found in the data file. They cannot be interpreted as summary statistics of the population of interest. | | | |

| # hattit7: 兒子比女兒更應該負起奉養父母的責任 | | | |
|---|--|-------|------------------------------|
| Information | [Type= discrete] [Format=numeric] [Range= 1-9] [Missing=*] | | |
| Statistics [NW/ W] | [Valid=341 /-] [Invalid=1 /-] | | |
| Value | Label | Cases | Percentage |
| 1 | 很不同意 | 34 | <div><div></div></div> 10.0% |
| 2 | 不太同意 | 107 | <div><div></div></div> 31.4% |
| 3 | 還算同意 | 144 | <div><div></div></div> 42.2% |
| 4 | 很同意 | 55 | <div><div></div></div> 16.1% |
| 9 | 未填答 | 1 | <div><div></div></div> 0.3% |
| Sysmiss | | 1 | |
| Warning: these figures indicate the number of cases found in the data file. They cannot be interpreted as summary statistics of the population of interest. | | | |
| # hattit8: 結婚後最好住在夫家附近 | | | |
| Information | [Type= discrete] [Format=numeric] [Range= 1-9] [Missing=*] | | |
| Statistics [NW/ W] | [Valid=341 /-] [Invalid=1 /-] | | |
| Value | Label | Cases | Percentage |
| 1 | 很不同意 | 22 | <div><div></div></div> 6.5% |
| 2 | 不太同意 | 117 | <div><div></div></div> 34.3% |
| 3 | 還算同意 | 152 | <div><div></div></div> 44.6% |
| 4 | 很同意 | 50 | <div><div></div></div> 14.7% |
| 9 | 未填答 | 0 | |
| Sysmiss | | 1 | |
| Warning: these figures indicate the number of cases found in the data file. They cannot be interpreted as summary statistics of the population of interest. | | | |
| # hattit9: 先生負責賺錢養家, 太太負責家務是很理想的分工方式 | | | |
| Information | [Type= discrete] [Format=numeric] [Range= 1-9] [Missing=*] | | |
| Statistics [NW/ W] | [Valid=341 /-] [Invalid=1 /-] | | |
| Value | Label | Cases | Percentage |
| 1 | 很不同意 | 30 | <div><div></div></div> 8.8% |
| 2 | 不太同意 | 116 | <div><div></div></div> 34.0% |
| 3 | 還算同意 | 153 | <div><div></div></div> 44.9% |
| 4 | 很同意 | 42 | <div><div></div></div> 12.3% |
| 9 | 未填答 | 0 | |
| Sysmiss | | 1 | |
| Warning: these figures indicate the number of cases found in the data file. They cannot be interpreted as summary statistics of the population of interest. | | | |
| # hattit10: 在家庭中, 先生與太太應該有一樣的發言及決定權 | | | |
| Information | [Type= discrete] [Format=numeric] [Range= 1-9] [Missing=*] | | |
| Statistics [NW/ W] | [Valid=341 /-] [Invalid=1 /-] | | |
| Value | Label | Cases | Percentage |
| 1 | 很不同意 | 4 | <div><div></div></div> 1.2% |
| 2 | 不太同意 | 13 | <div><div></div></div> 3.8% |
| 3 | 還算同意 | 160 | <div><div></div></div> 46.9% |
| 4 | 很同意 | 164 | <div><div></div></div> 48.1% |
| 9 | 未填答 | 0 | |
| Sysmiss | | 1 | |
| Warning: these figures indicate the number of cases found in the data file. They cannot be interpreted as summary statistics of the population of interest. | | | |

| # hattit11: 侍奉公婆是妻子的責任 | | | |
|---|--|-------|------------------------------|
| Information | [Type= discrete] [Format=numeric] [Range= 1-9] [Missing=*] | | |
| Statistics [NW/ W] | [Valid=341 /-] [Invalid=1 /-] | | |
| Value | Label | Cases | Percentage |
| 1 | 很不同意 | 49 | <div><div></div></div> 14.4% |
| 2 | 不太同意 | 150 | <div><div></div></div> 44.0% |
| 3 | 還算同意 | 117 | <div><div></div></div> 34.3% |
| 4 | 很同意 | 25 | <div><div></div></div> 7.3% |
| 9 | 未填答 | 0 | |
| Sysmiss | | 1 | |
| Warning: these figures indicate the number of cases found in the data file. They cannot be interpreted as summary statistics of the population of interest. | | | |
| # hattit12: 夫妻雙方都要擔起子女教養的責任 | | | |
| Information | [Type= discrete] [Format=numeric] [Range= 1-9] [Missing=*] | | |
| Statistics [NW/ W] | [Valid=341 /-] [Invalid=1 /-] | | |
| Value | Label | Cases | Percentage |
| 1 | 很不同意 | 4 | <div><div></div></div> 1.2% |
| 2 | 不太同意 | 3 | <div><div></div></div> 0.9% |
| 3 | 還算同意 | 127 | <div><div></div></div> 37.2% |
| 4 | 很同意 | 207 | <div><div></div></div> 60.7% |
| 9 | 未填答 | 0 | |
| Sysmiss | | 1 | |
| Warning: these figures indicate the number of cases found in the data file. They cannot be interpreted as summary statistics of the population of interest. | | | |
| # hattit13: 結婚後雙方仍要保有個人的生活空間 | | | |
| Information | [Type= discrete] [Format=numeric] [Range= 1-9] [Missing=*] | | |
| Statistics [NW/ W] | [Valid=341 /-] [Invalid=1 /-] | | |
| Value | Label | Cases | Percentage |
| 1 | 很不同意 | 3 | <div><div></div></div> 0.9% |
| 2 | 不太同意 | 26 | <div><div></div></div> 7.6% |
| 3 | 還算同意 | 194 | <div><div></div></div> 56.9% |
| 4 | 很同意 | 118 | <div><div></div></div> 34.6% |
| 9 | 未填答 | 0 | |
| Sysmiss | | 1 | |
| Warning: these figures indicate the number of cases found in the data file. They cannot be interpreted as summary statistics of the population of interest. | | | |
| # hattit14: 當個人事業與照顧家人之間發生衝突時, 為人妻者應以照顧家人為優先 | | | |
| Information | [Type= discrete] [Format=numeric] [Range= 1-9] [Missing=*] | | |
| Statistics [NW/ W] | [Valid=341 /-] [Invalid=1 /-] | | |
| Value | Label | Cases | Percentage |
| 1 | 很不同意 | 7 | <div><div></div></div> 2.1% |
| 2 | 不太同意 | 55 | <div><div></div></div> 16.1% |
| 3 | 還算同意 | 208 | <div><div></div></div> 61.0% |
| 4 | 很同意 | 69 | <div><div></div></div> 20.2% |
| 9 | 未填答 | 2 | <div><div></div></div> 0.6% |
| Sysmiss | | 1 | |
| Warning: these figures indicate the number of cases found in the data file. They cannot be interpreted as summary statistics of the population of interest. | | | |

| # hattit15: 先生的學歷或收入一定要比太太高 | | | |
|---|--|-------|------------------------------|
| Information | [Type= discrete] [Format=numeric] [Range= 1-9] [Missing=*] | | |
| Statistics [NW/ W] | [Valid=341 /-] [Invalid=1 /-] | | |
| Value | Label | Cases | Percentage |
| 1 | 很不同意 | 54 | <div><div></div></div> 15.8% |
| 2 | 不太同意 | 174 | <div><div></div></div> 51.0% |
| 3 | 還算同意 | 91 | <div><div></div></div> 26.7% |
| 4 | 很同意 | 19 | <div><div></div></div> 5.6% |
| 9 | 未填答 | 3 | <div><div></div></div> 0.9% |
| Sysmiss | | 1 | |
| Warning: these figures indicate the number of cases found in the data file. They cannot be interpreted as summary statistics of the population of interest. | | | |
| # hattit16: 雙方家庭的生活習慣不同會對婚姻生活造成不良影響 | | | |
| Information | [Type= discrete] [Format=numeric] [Range= 1-9] [Missing=*] | | |
| Statistics [NW/ W] | [Valid=341 /-] [Invalid=1 /-] | | |
| Value | Label | Cases | Percentage |
| 1 | 很不同意 | 19 | <div><div></div></div> 5.6% |
| 2 | 不太同意 | 80 | <div><div></div></div> 23.5% |
| 3 | 還算同意 | 180 | <div><div></div></div> 52.8% |
| 4 | 很同意 | 62 | <div><div></div></div> 18.2% |
| 9 | 未填答 | 0 | |
| Sysmiss | | 1 | |
| Warning: these figures indicate the number of cases found in the data file. They cannot be interpreted as summary statistics of the population of interest. | | | |
| # hattit17: 雙方家庭的處事態度不同會對婚姻生活造成不良影響 | | | |
| Information | [Type= discrete] [Format=numeric] [Range= 1-9] [Missing=*] | | |
| Statistics [NW/ W] | [Valid=341 /-] [Invalid=1 /-] | | |
| Value | Label | Cases | Percentage |
| 1 | 很不同意 | 18 | <div><div></div></div> 5.3% |
| 2 | 不太同意 | 69 | <div><div></div></div> 20.2% |
| 3 | 還算同意 | 191 | <div><div></div></div> 56.0% |
| 4 | 很同意 | 63 | <div><div></div></div> 18.5% |
| 9 | 未填答 | 0 | |
| Sysmiss | | 1 | |
| Warning: these figures indicate the number of cases found in the data file. They cannot be interpreted as summary statistics of the population of interest. | | | |
| # hattit18: 雙方家庭中家人互動方式的不同會對婚姻生活造成不良影響 | | | |
| Information | [Type= discrete] [Format=numeric] [Range= 1-9] [Missing=*] | | |
| Statistics [NW/ W] | [Valid=341 /-] [Invalid=1 /-] | | |
| Value | Label | Cases | Percentage |
| 1 | 很不同意 | 18 | <div><div></div></div> 5.3% |
| 2 | 不太同意 | 91 | <div><div></div></div> 26.7% |
| 3 | 還算同意 | 186 | <div><div></div></div> 54.5% |
| 4 | 很同意 | 46 | <div><div></div></div> 13.5% |
| 9 | 未填答 | 0 | |
| Sysmiss | | 1 | |
| Warning: these figures indicate the number of cases found in the data file. They cannot be interpreted as summary statistics of the population of interest. | | | |

| # hattit19: 雙方家庭對財務處理的觀念不同會對婚姻生活造成不良影響 | | | |
|---|--|-------|------------------------------|
| Information | [Type= discrete] [Format=numeric] [Range= 1-9] [Missing=*] | | |
| Statistics [NW/ W] | [Valid=341 /-] [Invalid=1 /-] | | |
| Value | Label | Cases | Percentage |
| 1 | 很不同意 | 19 | <div><div></div></div> 5.6% |
| 2 | 不太同意 | 85 | <div><div></div></div> 24.9% |
| 3 | 還算同意 | 191 | <div><div></div></div> 56.0% |
| 4 | 很同意 | 46 | <div><div></div></div> 13.5% |
| 9 | 未填答 | 0 | |
| Sysmiss | | 1 | |
| Warning: these figures indicate the number of cases found in the data file. They cannot be interpreted as summary statistics of the population of interest. | | | |
| # hattit20: 夫妻有相似的家庭背景是良好婚姻關係的基礎 | | | |
| Information | [Type= discrete] [Format=numeric] [Range= 1-9] [Missing=*] | | |
| Statistics [NW/ W] | [Valid=341 /-] [Invalid=1 /-] | | |
| Value | Label | Cases | Percentage |
| 1 | 很不同意 | 17 | <div><div></div></div> 5.0% |
| 2 | 不太同意 | 59 | <div><div></div></div> 17.3% |
| 3 | 還算同意 | 191 | <div><div></div></div> 56.0% |
| 4 | 很同意 | 73 | <div><div></div></div> 21.4% |
| 9 | 未填答 | 1 | <div><div></div></div> 0.3% |
| Sysmiss | | 1 | |
| Warning: these figures indicate the number of cases found in the data file. They cannot be interpreted as summary statistics of the population of interest. | | | |
| # hconcept1: 男人應負責賺錢養家, 太太該負責家務 | | | |
| Information | [Type= discrete] [Format=numeric] [Range= 1-9] [Missing=*] | | |
| Statistics [NW/ W] | [Valid=341 /-] [Invalid=1 /-] | | |
| Value | Label | Cases | Percentage |
| 1 | 很不同意 | 30 | <div><div></div></div> 8.8% |
| 2 | 不太同意 | 146 | <div><div></div></div> 42.8% |
| 3 | 還算同意 | 126 | <div><div></div></div> 37.0% |
| 4 | 很同意 | 39 | <div><div></div></div> 11.4% |
| 9 | 未填答 | 0 | |
| Sysmiss | | 1 | |
| Warning: these figures indicate the number of cases found in the data file. They cannot be interpreted as summary statistics of the population of interest. | | | |
| # hconcept2: 如果夫妻間已經沒有愛情, 就應該離婚 | | | |
| Information | [Type= discrete] [Format=numeric] [Range= 1-9] [Missing=*] | | |
| Statistics [NW/ W] | [Valid=341 /-] [Invalid=1 /-] | | |
| Value | Label | Cases | Percentage |
| 1 | 很不同意 | 61 | <div><div></div></div> 17.9% |
| 2 | 不太同意 | 152 | <div><div></div></div> 44.6% |
| 3 | 還算同意 | 100 | <div><div></div></div> 29.3% |
| 4 | 很同意 | 28 | <div><div></div></div> 8.2% |
| 9 | 未填答 | 0 | |
| Sysmiss | | 1 | |
| Warning: these figures indicate the number of cases found in the data file. They cannot be interpreted as summary statistics of the population of interest. | | | |

| # hconcept3: 男女之間只要彼此有深刻愛情,即使未婚也可以發生性關係 | | | |
|---|--|-------|------------------------------|
| Information | [Type= discrete] [Format=numeric] [Range= 1-9] [Missing=*] | | |
| Statistics [NW/ W] | [Valid=341 /-] [Invalid=1 /-] | | |
| Value | Label | Cases | Percentage |
| 1 | 很不同意 | 53 | <div><div></div></div> 15.5% |
| 2 | 不太同意 | 113 | <div><div></div></div> 33.1% |
| 3 | 還算同意 | 132 | <div><div></div></div> 38.7% |
| 4 | 很同意 | 41 | <div><div></div></div> 12.0% |
| 9 | 未填答 | 2 | <div><div></div></div> 0.6% |
| Sysmiss | | 1 | |
| Warning: these figures indicate the number of cases found in the data file. They cannot be interpreted as summary statistics of the population of interest. | | | |
| # hconcept4: 為了子女,父母應該自我犧牲 | | | |
| Information | [Type= discrete] [Format=numeric] [Range= 1-9] [Missing=*] | | |
| Statistics [NW/ W] | [Valid=341 /-] [Invalid=1 /-] | | |
| Value | Label | Cases | Percentage |
| 1 | 很不同意 | 22 | <div><div></div></div> 6.5% |
| 2 | 不太同意 | 111 | <div><div></div></div> 32.6% |
| 3 | 還算同意 | 162 | <div><div></div></div> 47.5% |
| 4 | 很同意 | 46 | <div><div></div></div> 13.5% |
| 9 | 未填答 | 0 | |
| Sysmiss | | 1 | |
| Warning: these figures indicate the number of cases found in the data file. They cannot be interpreted as summary statistics of the population of interest. | | | |
| # hconcept5: 照顧父母是長男的責任 | | | |
| Information | [Type= discrete] [Format=numeric] [Range= 1-9] [Missing=*] | | |
| Statistics [NW/ W] | [Valid=341 /-] [Invalid=1 /-] | | |
| Value | Label | Cases | Percentage |
| 1 | 很不同意 | 70 | <div><div></div></div> 20.5% |
| 2 | 不太同意 | 167 | <div><div></div></div> 49.0% |
| 3 | 還算同意 | 89 | <div><div></div></div> 26.1% |
| 4 | 很同意 | 15 | <div><div></div></div> 4.4% |
| 9 | 未填答 | 0 | |
| Sysmiss | | 1 | |
| Warning: these figures indicate the number of cases found in the data file. They cannot be interpreted as summary statistics of the population of interest. | | | |
| # hconcept6: 當父母年老無法自顧時,子女應與父母同住 | | | |
| Information | [Type= discrete] [Format=numeric] [Range= 1-9] [Missing=*] | | |
| Statistics [NW/ W] | [Valid=341 /-] [Invalid=1 /-] | | |
| Value | Label | Cases | Percentage |
| 1 | 很不同意 | 11 | <div><div></div></div> 3.2% |
| 2 | 不太同意 | 43 | <div><div></div></div> 12.6% |
| 3 | 還算同意 | 200 | <div><div></div></div> 58.7% |
| 4 | 很同意 | 87 | <div><div></div></div> 25.5% |
| 9 | 未填答 | 0 | |
| Sysmiss | | 1 | |
| Warning: these figures indicate the number of cases found in the data file. They cannot be interpreted as summary statistics of the population of interest. | | | |

| # hdec1: 這項家庭事務通常由誰決定: 先生的職業(或工作選擇) | | | |
|---|--|-------|------------|
| Information | [Type= discrete] [Format=numeric] [Range= 0-9] [Missing=*] | | |
| Statistics [NW/ W] | [Valid=342 /-] [Invalid=0 /-] | | |
| Value | Label | Cases | Percentage |
| 0 | 不適用 | 0 | |
| 1 | 太太為主 | 4 | 1.2% |
| 2 | 夫妻共同 | 79 | 23.1% |
| 3 | 先生為主 | 252 | 73.7% |
| 4 | 其他人, 稱謂 | 6 | 1.8% |
| 9 | 未填答 | 1 | 0.3% |
| Warning: these figures indicate the number of cases found in the data file. They cannot be interpreted as summary statistics of the population of interest. | | | |
| # hdec2: 這項家庭事務通常由誰決定: 太太是否外出工作或改變工作 | | | |
| Information | [Type= discrete] [Format=numeric] [Range= 0-9] [Missing=*] | | |
| Statistics [NW/ W] | [Valid=342 /-] [Invalid=0 /-] | | |
| Value | Label | Cases | Percentage |
| 0 | 不適用 | 0 | |
| 1 | 太太為主 | 153 | 44.7% |
| 2 | 夫妻共同 | 153 | 44.7% |
| 3 | 先生為主 | 31 | 9.1% |
| 4 | 其他人, 稱謂 | 4 | 1.2% |
| 9 | 未填答 | 1 | 0.3% |
| Warning: these figures indicate the number of cases found in the data file. They cannot be interpreted as summary statistics of the population of interest. | | | |
| # hdec3: 這項家庭事務通常由誰決定: 家用支出的分配 | | | |
| Information | [Type= discrete] [Format=numeric] [Range= 0-9] [Missing=*] | | |
| Statistics [NW/ W] | [Valid=342 /-] [Invalid=0 /-] | | |
| Value | Label | Cases | Percentage |
| 0 | 不適用 | 0 | |
| 1 | 太太為主 | 69 | 20.2% |
| 2 | 夫妻共同 | 232 | 67.8% |
| 3 | 先生為主 | 41 | 12.0% |
| 4 | 其他人, 稱謂 | 0 | |
| 9 | 未填答 | 0 | |
| Warning: these figures indicate the number of cases found in the data file. They cannot be interpreted as summary statistics of the population of interest. | | | |
| # hdec4: 這項家庭事務通常由誰決定: 儲蓄、投資、保險等 | | | |
| Information | [Type= discrete] [Format=numeric] [Range= 0-9] [Missing=*] | | |
| Statistics [NW/ W] | [Valid=342 /-] [Invalid=0 /-] | | |
| Value | Label | Cases | Percentage |
| 0 | 不適用 | 0 | |
| 1 | 太太為主 | 65 | 19.0% |
| 2 | 夫妻共同 | 217 | 63.5% |
| 3 | 先生為主 | 55 | 16.1% |
| 4 | 其他人, 稱謂 | 5 | 1.5% |
| 9 | 未填答 | 0 | |
| Warning: these figures indicate the number of cases found in the data file. They cannot be interpreted as summary statistics of the population of interest. | | | |

| # hdec5: 這項家庭事務通常由誰決定: 一般婚喪喜慶時賀禮或奠儀的數額 | | | |
|---|--|-------|------------------------------|
| Information | [Type= discrete] [Format=numeric] [Range= 0-9] [Missing=*] | | |
| Statistics [NW/ W] | [Valid=342 /-] [Invalid=0 /-] | | |
| Value | Label | Cases | Percentage |
| 0 | 不適用 | 0 | |
| 1 | 太太為主 | 53 | <div><div></div></div> 15.5% |
| 2 | 夫妻共同 | 230 | <div><div></div></div> 67.3% |
| 3 | 先生為主 | 57 | <div><div></div></div> 16.7% |
| 4 | 其他人, 稱謂 | 1 | <div><div></div></div> 0.3% |
| 9 | 未填答 | 1 | <div><div></div></div> 0.3% |
| Warning: these figures indicate the number of cases found in the data file. They cannot be interpreted as summary statistics of the population of interest. | | | |
| # hdec6: 這項家庭事務通常由誰決定: 買賣房地產 | | | |
| Information | [Type= discrete] [Format=numeric] [Range= 0-9] [Missing=*] | | |
| Statistics [NW/ W] | [Valid=342 /-] [Invalid=0 /-] | | |
| Value | Label | Cases | Percentage |
| 0 | 不適用 | 0 | |
| 1 | 太太為主 | 29 | <div><div></div></div> 8.5% |
| 2 | 夫妻共同 | 247 | <div><div></div></div> 72.2% |
| 3 | 先生為主 | 62 | <div><div></div></div> 18.1% |
| 4 | 其他人, 稱謂 | 3 | <div><div></div></div> 0.9% |
| 9 | 未填答 | 1 | <div><div></div></div> 0.3% |
| Warning: these figures indicate the number of cases found in the data file. They cannot be interpreted as summary statistics of the population of interest. | | | |
| # hdec7: 這項家庭事務通常由誰決定: 有關搬家方面 | | | |
| Information | [Type= discrete] [Format=numeric] [Range= 0-9] [Missing=*] | | |
| Statistics [NW/ W] | [Valid=342 /-] [Invalid=0 /-] | | |
| Value | Label | Cases | Percentage |
| 0 | 不適用 | 0 | |
| 1 | 太太為主 | 19 | <div><div></div></div> 5.6% |
| 2 | 夫妻共同 | 260 | <div><div></div></div> 76.0% |
| 3 | 先生為主 | 61 | <div><div></div></div> 17.8% |
| 4 | 其他人, 稱謂 | 2 | <div><div></div></div> 0.6% |
| 9 | 未填答 | 0 | |
| Warning: these figures indicate the number of cases found in the data file. They cannot be interpreted as summary statistics of the population of interest. | | | |
| # hdec8: 這項家庭事務通常由誰決定: 要不要與上一代同住 | | | |
| Information | [Type= discrete] [Format=numeric] [Range= 0-9] [Missing=*] | | |
| Statistics [NW/ W] | [Valid=342 /-] [Invalid=0 /-] | | |
| Value | Label | Cases | Percentage |
| 0 | 不適用 | 0 | |
| 1 | 太太為主 | 16 | <div><div></div></div> 4.7% |
| 2 | 夫妻共同 | 259 | <div><div></div></div> 75.7% |
| 3 | 先生為主 | 63 | <div><div></div></div> 18.4% |
| 4 | 其他人, 稱謂 | 2 | <div><div></div></div> 0.6% |
| 9 | 未填答 | 2 | <div><div></div></div> 0.6% |
| Warning: these figures indicate the number of cases found in the data file. They cannot be interpreted as summary statistics of the population of interest. | | | |

| # hdec9: 這項家庭事務通常由誰決定: 奉養父母的方式 | | | |
|---|---------|--|------------------------------|
| Information | | [Type= discrete] [Format=numeric] [Range= 0-9] [Missing=*] | |
| Statistics [NW/ W] | | [Valid=342 /-] [Invalid=0 /-] | |
| Value | Label | Cases | Percentage |
| 0 | 不適用 | 0 | |
| 1 | 太太為主 | 7 | <div><div></div></div> 2.0% |
| 2 | 夫妻共同 | 283 | <div><div></div></div> 82.7% |
| 3 | 先生為主 | 49 | <div><div></div></div> 14.3% |
| 4 | 其他人, 稱謂 | 2 | <div><div></div></div> 0.6% |
| 9 | 未填答 | 1 | <div><div></div></div> 0.3% |
| Warning: these figures indicate the number of cases found in the data file. They cannot be interpreted as summary statistics of the population of interest. | | | |

| # hdec10: 這項家庭事務通常由誰決定:生幾個孩子 | | | |
|---|--|-------|------------------------------|
| Information | [Type= discrete] [Format=numeric] [Range= 0-9] [Missing=*] | | |
| Statistics [NW/ W] | [Valid=342 /-] [Invalid=0 /-] | | |
| Value | Label | Cases | Percentage |
| 0 | 不適用 | 0 | |
| 1 | 太太為主 | 18 | <div><div></div></div> 5.3% |
| 2 | 夫妻共同 | 300 | <div><div></div></div> 87.7% |
| 3 | 先生為主 | 21 | <div><div></div></div> 6.1% |
| 4 | 其他人, 稱謂 | 2 | <div><div></div></div> 0.6% |
| 9 | 未填答 | 1 | <div><div></div></div> 0.3% |
| Warning: these figures indicate the number of cases found in the data file. They cannot be interpreted as summary statistics of the population of interest. | | | |
| # hdec11: 這項家庭事務通常由誰決定:娛樂休閒活動的計畫 | | | |
| Information | [Type= discrete] [Format=numeric] [Range= 0-9] [Missing=*] | | |
| Statistics [NW/ W] | [Valid=342 /-] [Invalid=0 /-] | | |
| Value | Label | Cases | Percentage |
| 0 | 不適用 | 0 | |
| 1 | 太太為主 | 47 | <div><div></div></div> 13.7% |
| 2 | 夫妻共同 | 257 | <div><div></div></div> 75.1% |
| 3 | 先生為主 | 37 | <div><div></div></div> 10.8% |
| 4 | 其他人, 稱謂 | 1 | <div><div></div></div> 0.3% |
| 9 | 未填答 | 0 | |
| Warning: these figures indicate the number of cases found in the data file. They cannot be interpreted as summary statistics of the population of interest. | | | |
| # hdec12: 這項家庭事務通常由誰決定:家事的分配 | | | |
| Information | [Type= discrete] [Format=numeric] [Range= 0-9] [Missing=*] | | |
| Statistics [NW/ W] | [Valid=342 /-] [Invalid=0 /-] | | |
| Value | Label | Cases | Percentage |
| 0 | 不適用 | 0 | |
| 1 | 太太為主 | 107 | <div><div></div></div> 31.3% |
| 2 | 夫妻共同 | 212 | <div><div></div></div> 62.0% |
| 3 | 先生為主 | 21 | <div><div></div></div> 6.1% |
| 4 | 其他人, 稱謂 | 2 | <div><div></div></div> 0.6% |
| 9 | 未填答 | 0 | |
| Warning: these figures indicate the number of cases found in the data file. They cannot be interpreted as summary statistics of the population of interest. | | | |
| # hdec13: 這項家庭事務通常由誰決定:家中的佈置、傢俱的選購 | | | |
| Information | [Type= discrete] [Format=numeric] [Range= 0-9] [Missing=*] | | |
| Statistics [NW/ W] | [Valid=342 /-] [Invalid=0 /-] | | |
| Value | Label | Cases | Percentage |
| 0 | 不適用 | 0 | |
| 1 | 太太為主 | 102 | <div><div></div></div> 29.8% |
| 2 | 夫妻共同 | 217 | <div><div></div></div> 63.5% |
| 3 | 先生為主 | 23 | <div><div></div></div> 6.7% |
| 4 | 其他人, 稱謂 | 0 | |
| 9 | 未填答 | 0 | |
| Warning: these figures indicate the number of cases found in the data file. They cannot be interpreted as summary statistics of the population of interest. | | | |

| # hdec14: 這項家庭事務通常由誰決定: 子女上那間學校、那間才藝班 | | | |
|---|--|-------|------------------------------|
| Information | [Type= discrete] [Format=numeric] [Range= 0-9] [Missing=*] | | |
| Statistics [NW/ W] | [Valid=342 /-] [Invalid=0 /-] | | |
| Value | Label | Cases | Percentage |
| 0 | 不適用 | 40 | <div><div></div></div> 11.7% |
| 1 | 太太為主 | 81 | <div><div></div></div> 23.7% |
| 2 | 夫妻共同 | 203 | <div><div></div></div> 59.4% |
| 3 | 先生為主 | 15 | <div><div></div></div> 4.4% |
| 4 | 其他人, 稱謂 | 3 | <div><div></div></div> 0.9% |
| 9 | 未填答 | 0 | |
| Warning: these figures indicate the number of cases found in the data file. They cannot be interpreted as summary statistics of the population of interest. | | | |
| # hdec15: 這項家庭事務通常由誰決定: 子女管教問題 | | | |
| Information | [Type= discrete] [Format=numeric] [Range= 0-9] [Missing=*] | | |
| Statistics [NW/ W] | [Valid=342 /-] [Invalid=0 /-] | | |
| Value | Label | Cases | Percentage |
| 0 | 不適用 | 39 | <div><div></div></div> 11.4% |
| 1 | 太太為主 | 65 | <div><div></div></div> 19.0% |
| 2 | 夫妻共同 | 221 | <div><div></div></div> 64.6% |
| 3 | 先生為主 | 16 | <div><div></div></div> 4.7% |
| 4 | 其他人, 稱謂 | 1 | <div><div></div></div> 0.3% |
| 9 | 未填答 | 0 | |
| Warning: these figures indicate the number of cases found in the data file. They cannot be interpreted as summary statistics of the population of interest. | | | |
| # hdec16: 這項家庭事務通常由誰決定: 子女學業及升學問題 | | | |
| Information | [Type= discrete] [Format=numeric] [Range= 0-9] [Missing=*] | | |
| Statistics [NW/ W] | [Valid=342 /-] [Invalid=0 /-] | | |
| Value | Label | Cases | Percentage |
| 0 | 不適用 | 41 | <div><div></div></div> 12.0% |
| 1 | 太太為主 | 53 | <div><div></div></div> 15.5% |
| 2 | 夫妻共同 | 223 | <div><div></div></div> 65.2% |
| 3 | 先生為主 | 19 | <div><div></div></div> 5.6% |
| 4 | 其他人, 稱謂 | 5 | <div><div></div></div> 1.5% |
| 9 | 未填答 | 1 | <div><div></div></div> 0.3% |
| Warning: these figures indicate the number of cases found in the data file. They cannot be interpreted as summary statistics of the population of interest. | | | |
| # hfreel1: 我太太給我所需要的自由。 | | | |
| Information | [Type= discrete] [Format=numeric] [Range= 1-9] [Missing=*] | | |
| Statistics [NW/ W] | [Valid=342 /-] [Invalid=0 /-] | | |
| Value | Label | Cases | Percentage |
| 1 | 很不符合 | 5 | <div><div></div></div> 1.5% |
| 2 | 不太符合 | 31 | <div><div></div></div> 9.1% |
| 3 | 還算符合 | 211 | <div><div></div></div> 61.7% |
| 4 | 很符合 | 95 | <div><div></div></div> 27.8% |
| 9 | 未填答 | 0 | |
| Warning: these figures indicate the number of cases found in the data file. They cannot be interpreted as summary statistics of the population of interest. | | | |

| # hfree2: 我太太讓我自己做決定。 | | | |
|---|--|-------|------------------------------|
| Information | [Type= discrete] [Format=numeric] [Range= 1-9] [Missing=*] | | |
| Statistics [NW/ W] | [Valid=342 /-] [Invalid=0 /-] | | |
| Value | Label | Cases | Percentage |
| 1 | 很不符合 | 4 | <div><div></div></div> 1.2% |
| 2 | 不太符合 | 23 | <div><div></div></div> 6.7% |
| 3 | 還算符合 | 221 | <div><div></div></div> 64.6% |
| 4 | 很符合 | 94 | <div><div></div></div> 27.5% |
| 9 | 未填答 | 0 | |
| Warning: these figures indicate the number of cases found in the data file. They cannot be interpreted as summary statistics of the population of interest. | | | |
| # hfree3: 即使我和她的意見不一致,她也覺得沒關係。 | | | |
| Information | [Type= discrete] [Format=numeric] [Range= 1-9] [Missing=*] | | |
| Statistics [NW/ W] | [Valid=342 /-] [Invalid=0 /-] | | |
| Value | Label | Cases | Percentage |
| 1 | 很不符合 | 11 | <div><div></div></div> 3.2% |
| 2 | 不太符合 | 109 | <div><div></div></div> 31.9% |
| 3 | 還算符合 | 193 | <div><div></div></div> 56.4% |
| 4 | 很符合 | 29 | <div><div></div></div> 8.5% |
| 9 | 未填答 | 0 | |
| Warning: these figures indicate the number of cases found in the data file. They cannot be interpreted as summary statistics of the population of interest. | | | |
| # hfree4: 讓我去做任何我想做的事情。 | | | |
| Information | [Type= discrete] [Format=numeric] [Range= 1-9] [Missing=*] | | |
| Statistics [NW/ W] | [Valid=342 /-] [Invalid=0 /-] | | |
| Value | Label | Cases | Percentage |
| 1 | 很不符合 | 9 | <div><div></div></div> 2.6% |
| 2 | 不太符合 | 73 | <div><div></div></div> 21.3% |
| 3 | 還算符合 | 209 | <div><div></div></div> 61.1% |
| 4 | 很符合 | 51 | <div><div></div></div> 14.9% |
| 9 | 未填答 | 0 | |
| Warning: these figures indicate the number of cases found in the data file. They cannot be interpreted as summary statistics of the population of interest. | | | |
| # hfree5: 我多半自己做出決定,不需詢問我太太。 | | | |
| Information | [Type= discrete] [Format=numeric] [Range= 1-9] [Missing=*] | | |
| Statistics [NW/ W] | [Valid=342 /-] [Invalid=0 /-] | | |
| Value | Label | Cases | Percentage |
| 1 | 很不符合 | 25 | <div><div></div></div> 7.3% |
| 2 | 不太符合 | 171 | <div><div></div></div> 50.0% |
| 3 | 還算符合 | 124 | <div><div></div></div> 36.3% |
| 4 | 很符合 | 22 | <div><div></div></div> 6.4% |
| 9 | 未填答 | 0 | |
| Warning: these figures indicate the number of cases found in the data file. They cannot be interpreted as summary statistics of the population of interest. | | | |
| # hfree6: 如果情況所需,我能夠獨立完成該做的事。 | | | |
| Information | [Type= discrete] [Format=numeric] [Range= 1-9] [Missing=*] | | |
| Statistics [NW/ W] | [Valid=342 /-] [Invalid=0 /-] | | |

| # hfree6: 如果情況所需,我能夠獨立完成該做的事。 | | | |
|---|--|-------|------------|
| Value | Label | Cases | Percentage |
| 1 | 很不符合 | 1 | 0.3% |
| 2 | 不太符合 | 20 | 5.8% |
| 3 | 還算符合 | 219 | 64.0% |
| 4 | 很符合 | 102 | 29.8% |
| 9 | 未填答 | 0 | |
| Warning: these figures indicate the number of cases found in the data file. They cannot be interpreted as summary statistics of the population of interest. | | | |
| # hfree7: 我有自己的興趣嗜好。 | | | |
| Information | [Type= discrete] [Format=numeric] [Range= 1-9] [Missing=*] | | |
| Statistics [NW/ W] | [Valid=342 /-] [Invalid=0 /-] | | |
| Value | Label | Cases | Percentage |
| 1 | 很不符合 | 0 | |
| 2 | 不太符合 | 20 | 5.8% |
| 3 | 還算符合 | 213 | 62.3% |
| 4 | 很符合 | 109 | 31.9% |
| 9 | 未填答 | 0 | |
| Warning: these figures indicate the number of cases found in the data file. They cannot be interpreted as summary statistics of the population of interest. | | | |
| # hfree8: 我身邊有許多支持我的朋友。 | | | |
| Information | [Type= discrete] [Format=numeric] [Range= 1-9] [Missing=*] | | |
| Statistics [NW/ W] | [Valid=342 /-] [Invalid=0 /-] | | |
| Value | Label | Cases | Percentage |
| 1 | 很不符合 | 7 | 2.0% |
| 2 | 不太符合 | 53 | 15.5% |
| 3 | 還算符合 | 222 | 64.9% |
| 4 | 很符合 | 60 | 17.5% |
| 9 | 未填答 | 0 | |
| Warning: these figures indicate the number of cases found in the data file. They cannot be interpreted as summary statistics of the population of interest. | | | |
| # hhwork1: 這項家事主要由誰來做:照顧孩子 | | | |
| Information | [Type= discrete] [Format=numeric] [Range= 0-9] [Missing=*] | | |
| Statistics [NW/ W] | [Valid=342 /-] [Invalid=0 /-] | | |
| Value | Label | Cases | Percentage |
| 0 | 不適用 | 40 | 11.7% |
| 1 | 太太為主 | 111 | 32.5% |
| 2 | 夫妻共同 | 174 | 50.9% |
| 3 | 先生為主 | 11 | 3.2% |
| 4 | 其他人,稱謂 | 6 | 1.8% |
| 9 | 未填答 | 0 | |
| Warning: these figures indicate the number of cases found in the data file. They cannot be interpreted as summary statistics of the population of interest. | | | |
| # hhwork2: 這項家事主要由誰來做:煮飯作菜 | | | |
| Information | [Type= discrete] [Format=numeric] [Range= 0-9] [Missing=*] | | |
| Statistics [NW/ W] | [Valid=342 /-] [Invalid=0 /-] | | |
| Value | Label | Cases | Percentage |
| 0 | 不適用 | 0 | |

| # hhwork2: 這項家事主要由誰來做:煮飯作菜 | | | |
|---|--|-------|------------------------------|
| Value | Label | Cases | Percentage |
| 1 | 太太為主 | 221 | <div><div></div></div> 64.6% |
| 2 | 夫妻共同 | 78 | <div><div></div></div> 22.8% |
| 3 | 先生為主 | 20 | <div><div></div></div> 5.8% |
| 4 | 其他人, 稱謂 | 23 | <div><div></div></div> 6.7% |
| 9 | 未填答 | 0 | |
| Warning: these figures indicate the number of cases found in the data file. They cannot be interpreted as summary statistics of the population of interest. | | | |
| # hhwork3: 這項家事主要由誰來做:清洗碗盤 | | | |
| Information | [Type= discrete] [Format=numeric] [Range= 0-9] [Missing=*] | | |
| Statistics [NW/ W] | [Valid=342 /-] [Invalid=0 /-] | | |
| Value | Label | Cases | Percentage |
| 0 | 不適用 | 0 | |
| 1 | 太太為主 | 164 | <div><div></div></div> 48.0% |
| 2 | 夫妻共同 | 122 | <div><div></div></div> 35.7% |
| 3 | 先生為主 | 40 | <div><div></div></div> 11.7% |
| 4 | 其他人, 稱謂 | 16 | <div><div></div></div> 4.7% |
| 9 | 未填答 | 0 | |
| Warning: these figures indicate the number of cases found in the data file. They cannot be interpreted as summary statistics of the population of interest. | | | |
| # hhwork4: 這項家事主要由誰來做:照顧車子 | | | |
| Information | [Type= discrete] [Format=numeric] [Range= 0-9] [Missing=*] | | |
| Statistics [NW/ W] | [Valid=342 /-] [Invalid=0 /-] | | |
| Value | Label | Cases | Percentage |
| 0 | 不適用 | 10 | <div><div></div></div> 2.9% |
| 1 | 太太為主 | 15 | <div><div></div></div> 4.4% |
| 2 | 夫妻共同 | 59 | <div><div></div></div> 17.3% |
| 3 | 先生為主 | 248 | <div><div></div></div> 72.5% |
| 4 | 其他人, 稱謂 | 8 | <div><div></div></div> 2.3% |
| 9 | 未填答 | 2 | <div><div></div></div> 0.6% |
| Warning: these figures indicate the number of cases found in the data file. They cannot be interpreted as summary statistics of the population of interest. | | | |
| # hhwork5: 這項家事主要由誰來做:清洗衣物 | | | |
| Information | [Type= discrete] [Format=numeric] [Range= 0-9] [Missing=*] | | |
| Statistics [NW/ W] | [Valid=342 /-] [Invalid=0 /-] | | |
| Value | Label | Cases | Percentage |
| 0 | 不適用 | 0 | |
| 1 | 太太為主 | 183 | <div><div></div></div> 53.5% |
| 2 | 夫妻共同 | 113 | <div><div></div></div> 33.0% |
| 3 | 先生為主 | 37 | <div><div></div></div> 10.8% |
| 4 | 其他人, 稱謂 | 8 | <div><div></div></div> 2.3% |
| 9 | 未填答 | 1 | <div><div></div></div> 0.3% |
| Warning: these figures indicate the number of cases found in the data file. They cannot be interpreted as summary statistics of the population of interest. | | | |
| # hhwork6: 這項家事主要由誰來做:倒垃圾 | | | |
| Information | [Type= discrete] [Format=numeric] [Range= 0-9] [Missing=*] | | |
| Statistics [NW/ W] | [Valid=342 /-] [Invalid=0 /-] | | |

| # hhwork6: 這項家事主要由誰來做:倒垃圾 | | | |
|---|--|-------|------------------------------|
| Value | Label | Cases | Percentage |
| 0 | 不適用 | 0 | |
| 1 | 太太為主 | 79 | <div><div></div></div> 23.1% |
| 2 | 夫妻共同 | 143 | <div><div></div></div> 41.8% |
| 3 | 先生為主 | 98 | <div><div></div></div> 28.7% |
| 4 | 其他人, 稱謂 | 22 | <div><div></div></div> 6.4% |
| 9 | 未填答 | 0 | |
| Warning: these figures indicate the number of cases found in the data file. They cannot be interpreted as summary statistics of the population of interest. | | | |
| # hhwork7: 這項家事主要由誰來做:擦洗窗戶 | | | |
| Information | [Type= discrete] [Format=numeric] [Range= 0-9] [Missing=*] | | |
| Statistics [NW/ W] | [Valid=342 /-] [Invalid=0 /-] | | |
| Value | Label | Cases | Percentage |
| 0 | 不適用 | 0 | |
| 1 | 太太為主 | 69 | <div><div></div></div> 20.2% |
| 2 | 夫妻共同 | 146 | <div><div></div></div> 42.7% |
| 3 | 先生為主 | 105 | <div><div></div></div> 30.7% |
| 4 | 其他人, 稱謂 | 21 | <div><div></div></div> 6.1% |
| 9 | 未填答 | 1 | <div><div></div></div> 0.3% |
| Warning: these figures indicate the number of cases found in the data file. They cannot be interpreted as summary statistics of the population of interest. | | | |
| # hhwork8: 這項家事主要由誰來做:買菜 | | | |
| Information | [Type= discrete] [Format=numeric] [Range= 0-9] [Missing=*] | | |
| Statistics [NW/ W] | [Valid=342 /-] [Invalid=0 /-] | | |
| Value | Label | Cases | Percentage |
| 0 | 不適用 | 0 | |
| 1 | 太太為主 | 192 | <div><div></div></div> 56.1% |
| 2 | 夫妻共同 | 100 | <div><div></div></div> 29.2% |
| 3 | 先生為主 | 21 | <div><div></div></div> 6.1% |
| 4 | 其他人, 稱謂 | 28 | <div><div></div></div> 8.2% |
| 9 | 未填答 | 1 | <div><div></div></div> 0.3% |
| Warning: these figures indicate the number of cases found in the data file. They cannot be interpreted as summary statistics of the population of interest. | | | |
| # hhwork9: 這項家事主要由誰來做:清掃、清潔整理 | | | |
| Information | [Type= discrete] [Format=numeric] [Range= 0-9] [Missing=*] | | |
| Statistics [NW/ W] | [Valid=342 /-] [Invalid=0 /-] | | |
| Value | Label | Cases | Percentage |
| 0 | 不適用 | 0 | |
| 1 | 太太為主 | 124 | <div><div></div></div> 36.3% |
| 2 | 夫妻共同 | 172 | <div><div></div></div> 50.3% |
| 3 | 先生為主 | 26 | <div><div></div></div> 7.6% |
| 4 | 其他人, 稱謂 | 20 | <div><div></div></div> 5.8% |
| 9 | 未填答 | 0 | |
| Warning: these figures indicate the number of cases found in the data file. They cannot be interpreted as summary statistics of the population of interest. | | | |
| # hhwork10: 這項家事主要由誰來做:陪孩子作功課 | | | |
| Information | [Type= discrete] [Format=numeric] [Range= 0-9] [Missing=*] | | |

| # hhwork10: 這項家事主要由誰來做:陪孩子作功課 | | | |
|---|---------|--|------------------------------|
| Statistics [NW/ W] | | [Valid=342 /-] [Invalid=0 /-] | |
| Value | Label | Cases | Percentage |
| 0 | 不適用 | 46 | <div><div></div></div> 13.5% |
| 1 | 太太為主 | 119 | <div><div></div></div> 34.8% |
| 2 | 夫妻共同 | 148 | <div><div></div></div> 43.3% |
| 3 | 先生為主 | 18 | <div><div></div></div> 5.3% |
| 4 | 其他人, 稱謂 | 9 | <div><div></div></div> 2.6% |
| 9 | 未填答 | 2 | <div><div></div></div> 0.6% |
| Warning: these figures indicate the number of cases found in the data file. They cannot be interpreted as summary statistics of the population of interest. | | | |
| # hhwork11: 這項家事主要由誰來做:修理水電 | | | |
| Information | | [Type= discrete] [Format=numeric] [Range= 0-9] [Missing=*] | |
| Statistics [NW/ W] | | [Valid=342 /-] [Invalid=0 /-] | |
| Value | Label | Cases | Percentage |
| 0 | 不適用 | 0 | |
| 1 | 太太為主 | 10 | <div><div></div></div> 2.9% |
| 2 | 夫妻共同 | 51 | <div><div></div></div> 14.9% |
| 3 | 先生為主 | 267 | <div><div></div></div> 78.1% |
| 4 | 其他人, 稱謂 | 13 | <div><div></div></div> 3.8% |
| 9 | 未填答 | 1 | <div><div></div></div> 0.3% |
| Warning: these figures indicate the number of cases found in the data file. They cannot be interpreted as summary statistics of the population of interest. | | | |
| # hhwork12: 這項家事主要由誰來做:買日用品 | | | |
| Information | | [Type= discrete] [Format=numeric] [Range= 0-9] [Missing=*] | |
| Statistics [NW/ W] | | [Valid=342 /-] [Invalid=0 /-] | |
| Value | Label | Cases | Percentage |
| 0 | 不適用 | 0 | |
| 1 | 太太為主 | 101 | <div><div></div></div> 29.5% |
| 2 | 夫妻共同 | 200 | <div><div></div></div> 58.5% |
| 3 | 先生為主 | 36 | <div><div></div></div> 10.5% |
| 4 | 其他人, 稱謂 | 5 | <div><div></div></div> 1.5% |
| 9 | 未填答 | 0 | |
| Warning: these figures indicate the number of cases found in the data file. They cannot be interpreted as summary statistics of the population of interest. | | | |
| # hself1: 我沒有辦法解決自己的某些問題 | | | |
| Information | | [Type= discrete] [Format=numeric] [Range= 1-9] [Missing=*] | |
| Statistics [NW/ W] | | [Valid=342 /-] [Invalid=0 /-] | |
| Value | Label | Cases | Percentage |
| 1 | 很不同意 | 58 | <div><div></div></div> 17.0% |
| 2 | 不太同意 | 177 | <div><div></div></div> 51.8% |
| 3 | 還算同意 | 92 | <div><div></div></div> 26.9% |
| 4 | 很同意 | 15 | <div><div></div></div> 4.4% |
| 9 | 未填答 | 0 | |
| Warning: these figures indicate the number of cases found in the data file. They cannot be interpreted as summary statistics of the population of interest. | | | |
| # hself2: 我沒有辦法控制發生在我身上的事 | | | |
| Information | | [Type= discrete] [Format=numeric] [Range= 1-9] [Missing=*] | |

| # hself2: 我沒有辦法控制發生在我身上的事 | | | |
|---|--|-------|------------------------------|
| Statistics [NW/ W] | [Valid=342 /-] [Invalid=0 /-] | | |
| Value | Label | Cases | Percentage |
| 1 | 很不同意 | 71 | <div><div></div></div> 20.8% |
| 2 | 不太同意 | 184 | <div><div></div></div> 53.8% |
| 3 | 還算同意 | 79 | <div><div></div></div> 23.1% |
| 4 | 很同意 | 8 | <div><div></div></div> 2.3% |
| 9 | 未填答 | 0 | |
| Warning: these figures indicate the number of cases found in the data file. They cannot be interpreted as summary statistics of the population of interest. | | | |
| # hself3: 要處理生活上的種種問題時,讓我感到很無力 | | | |
| Information | [Type= discrete] [Format=numeric] [Range= 1-9] [Missing=*] | | |
| Statistics [NW/ W] | [Valid=342 /-] [Invalid=0 /-] | | |
| Value | Label | Cases | Percentage |
| 1 | 很不同意 | 75 | <div><div></div></div> 21.9% |
| 2 | 不太同意 | 188 | <div><div></div></div> 55.0% |
| 3 | 還算同意 | 72 | <div><div></div></div> 21.1% |
| 4 | 很同意 | 7 | <div><div></div></div> 2.0% |
| 9 | 未填答 | 0 | |
| Warning: these figures indicate the number of cases found in the data file. They cannot be interpreted as summary statistics of the population of interest. | | | |
| # hself4: 我用積極樂觀的態度看待我自己 | | | |
| Information | [Type= discrete] [Format=numeric] [Range= 1-9] [Missing=*] | | |
| Statistics [NW/ W] | [Valid=342 /-] [Invalid=0 /-] | | |
| Value | Label | Cases | Percentage |
| 1 | 很不同意 | 6 | <div><div></div></div> 1.8% |
| 2 | 不太同意 | 35 | <div><div></div></div> 10.2% |
| 3 | 還算同意 | 206 | <div><div></div></div> 60.2% |
| 4 | 很同意 | 95 | <div><div></div></div> 27.8% |
| 9 | 未填答 | 0 | |
| Warning: these figures indicate the number of cases found in the data file. They cannot be interpreted as summary statistics of the population of interest. | | | |
| # hself5: 我覺得我是個有價值(有用)的人 | | | |
| Information | [Type= discrete] [Format=numeric] [Range= 1-9] [Missing=*] | | |
| Statistics [NW/ W] | [Valid=342 /-] [Invalid=0 /-] | | |
| Value | Label | Cases | Percentage |
| 1 | 很不同意 | 3 | <div><div></div></div> 0.9% |
| 2 | 不太同意 | 15 | <div><div></div></div> 4.4% |
| 3 | 還算同意 | 205 | <div><div></div></div> 59.9% |
| 4 | 很同意 | 119 | <div><div></div></div> 34.8% |
| 9 | 未填答 | 0 | |
| Warning: these figures indicate the number of cases found in the data file. They cannot be interpreted as summary statistics of the population of interest. | | | |
| # hself6: 我沒有很多值得驕傲的事情 | | | |
| Information | [Type= discrete] [Format=numeric] [Range= 1-9] [Missing=*] | | |
| Statistics [NW/ W] | [Valid=342 /-] [Invalid=0 /-] | | |
| Value | Label | Cases | Percentage |
| 1 | 很不同意 | 39 | <div><div></div></div> 11.4% |

| # hself6: 我沒有很多值得驕傲的事情 | | | |
|---|--|-------|------------------------------|
| Value | Label | Cases | Percentage |
| 2 | 不太同意 | 167 | <div><div></div></div> 48.8% |
| 3 | 還算同意 | 130 | <div><div></div></div> 38.0% |
| 4 | 很同意 | 6 | <div><div></div></div> 1.8% |
| 9 | 未填答 | 0 | |
| Warning: these figures indicate the number of cases found in the data file. They cannot be interpreted as summary statistics of the population of interest. | | | |
| # hself7: 我很滿意我自己 | | | |
| Information | [Type= discrete] [Format=numeric] [Range= 1-9] [Missing=*] | | |
| Statistics [NW/ W] | [Valid=342 /-] [Invalid=0 /-] | | |
| Value | Label | Cases | Percentage |
| 1 | 很不同意 | 2 | <div><div></div></div> 0.6% |
| 2 | 不太同意 | 43 | <div><div></div></div> 12.6% |
| 3 | 還算同意 | 244 | <div><div></div></div> 71.3% |
| 4 | 很同意 | 53 | <div><div></div></div> 15.5% |
| 9 | 未填答 | 0 | |
| Warning: these figures indicate the number of cases found in the data file. They cannot be interpreted as summary statistics of the population of interest. | | | |
| # hself8: 我有時候覺得自己很沒有用 | | | |
| Information | [Type= discrete] [Format=numeric] [Range= 1-9] [Missing=*] | | |
| Statistics [NW/ W] | [Valid=342 /-] [Invalid=0 /-] | | |
| Value | Label | Cases | Percentage |
| 1 | 很不同意 | 83 | <div><div></div></div> 24.3% |
| 2 | 不太同意 | 188 | <div><div></div></div> 55.0% |
| 3 | 還算同意 | 62 | <div><div></div></div> 18.1% |
| 4 | 很同意 | 9 | <div><div></div></div> 2.6% |
| 9 | 未填答 | 0 | |
| Warning: these figures indicate the number of cases found in the data file. They cannot be interpreted as summary statistics of the population of interest. | | | |
| # hself9: 有時候我會認為自己一無是處 | | | |
| Information | [Type= discrete] [Format=numeric] [Range= 1-9] [Missing=*] | | |
| Statistics [NW/ W] | [Valid=342 /-] [Invalid=0 /-] | | |
| Value | Label | Cases | Percentage |
| 1 | 很不同意 | 123 | <div><div></div></div> 36.0% |
| 2 | 不太同意 | 175 | <div><div></div></div> 51.2% |
| 3 | 還算同意 | 36 | <div><div></div></div> 10.5% |
| 4 | 很同意 | 8 | <div><div></div></div> 2.3% |
| 9 | 未填答 | 0 | |
| Warning: these figures indicate the number of cases found in the data file. They cannot be interpreted as summary statistics of the population of interest. | | | |
| # hconf1: 這項事情有無發生並造成你的困擾: 太太只顧工作、不顧家人。 | | | |
| Information | [Type= discrete] [Format=numeric] [Range= 0-9] [Missing=*] | | |
| Statistics [NW/ W] | [Valid=342 /-] [Invalid=0 /-] | | |
| Value | Label | Cases | Percentage |
| 0 | 沒有發生過、不適用 | 223 | <div><div></div></div> 65.2% |
| 1 | 沒有造成困擾 | 97 | <div><div></div></div> 28.4% |
| 2 | 造成一些困擾 | 21 | <div><div></div></div> 6.1% |

| # hconf1: 這項事情有無發生並造成你的困擾: 太太只顧工作、不顧家人。 | | | |
|---|--|-------|------------|
| Value | Label | Cases | Percentage |
| 3 | 造成相當困擾 | 1 | 0.3% |
| 4 | 造成很大困擾 | 0 | |
| 9 | 未填答 | 0 | |
| Warning: these figures indicate the number of cases found in the data file. They cannot be interpreted as summary statistics of the population of interest. | | | |
| # hconf2: 這項事情有無發生並造成你的困擾: 太太把工作上的不愉快帶回家。 | | | |
| Information | [Type= discrete] [Format=numeric] [Range= 0-9] [Missing=*] | | |
| Statistics [NW/ W] | [Valid=342 /-] [Invalid=0 /-] | | |
| Value | Label | Cases | Percentage |
| 0 | 沒有發生過、不適用 | 146 | 42.7% |
| 1 | 沒有造成困擾 | 138 | 40.4% |
| 2 | 造成一些困擾 | 50 | 14.6% |
| 3 | 造成相當困擾 | 6 | 1.8% |
| 4 | 造成很大困擾 | 2 | 0.6% |
| 9 | 未填答 | 0 | |
| Warning: these figures indicate the number of cases found in the data file. They cannot be interpreted as summary statistics of the population of interest. | | | |
| # hconf3: 這項事情有無發生並造成你的困擾: 太太因為工作應酬而晚回家。 | | | |
| Information | [Type= discrete] [Format=numeric] [Range= 0-9] [Missing=*] | | |
| Statistics [NW/ W] | [Valid=342 /-] [Invalid=0 /-] | | |
| Value | Label | Cases | Percentage |
| 0 | 沒有發生過、不適用 | 215 | 62.9% |
| 1 | 沒有造成困擾 | 94 | 27.5% |
| 2 | 造成一些困擾 | 25 | 7.3% |
| 3 | 造成相當困擾 | 6 | 1.8% |
| 4 | 造成很大困擾 | 1 | 0.3% |
| 9 | 未填答 | 1 | 0.3% |
| Warning: these figures indicate the number of cases found in the data file. They cannot be interpreted as summary statistics of the population of interest. | | | |
| # hconf4: 這項事情有無發生並造成你的困擾: 為了我是否出外工作或改變工作而起爭執。 | | | |
| Information | [Type= discrete] [Format=numeric] [Range= 0-9] [Missing=*] | | |
| Statistics [NW/ W] | [Valid=342 /-] [Invalid=0 /-] | | |
| Value | Label | Cases | Percentage |
| 0 | 沒有發生過、不適用 | 191 | 55.8% |
| 1 | 沒有造成困擾 | 96 | 28.1% |
| 2 | 造成一些困擾 | 47 | 13.7% |
| 3 | 造成相當困擾 | 6 | 1.8% |
| 4 | 造成很大困擾 | 2 | 0.6% |
| 9 | 未填答 | 0 | |
| Warning: these figures indicate the number of cases found in the data file. They cannot be interpreted as summary statistics of the population of interest. | | | |
| # hconf5: 這項事情有無發生並造成你的困擾: 兩人無法一起從事休閒活動。 | | | |
| Information | [Type= discrete] [Format=numeric] [Range= 0-9] [Missing=*] | | |
| Statistics [NW/ W] | [Valid=342 /-] [Invalid=0 /-] | | |
| Value | Label | Cases | Percentage |
| 0 | 沒有發生過、不適用 | 128 | 37.4% |

| # hconf5: 這項事情有無發生並造成你的困擾:兩人無法一起從事休閒活動。 | | | |
|---|--|-------|------------------------------|
| Value | Label | Cases | Percentage |
| 1 | 沒有造成困擾 | 159 | <div><div></div></div> 46.5% |
| 2 | 造成一些困擾 | 41 | <div><div></div></div> 12.0% |
| 3 | 造成相當困擾 | 10 | <div><div></div></div> 2.9% |
| 4 | 造成很大困擾 | 4 | <div><div></div></div> 1.2% |
| 9 | 未填答 | 0 | |
| Warning: these figures indicate the number of cases found in the data file. They cannot be interpreted as summary statistics of the population of interest. | | | |
| # hconf6: 這項事情有無發生並造成你的困擾:家事如何分工。 | | | |
| Information | [Type= discrete] [Format=numeric] [Range= 0-9] [Missing=*] | | |
| Statistics [NW/ W] | [Valid=342 /-] [Invalid=0 /-] | | |
| Value | Label | Cases | Percentage |
| 0 | 沒有發生過、不適用 | 77 | <div><div></div></div> 22.5% |
| 1 | 沒有造成困擾 | 199 | <div><div></div></div> 58.2% |
| 2 | 造成一些困擾 | 56 | <div><div></div></div> 16.4% |
| 3 | 造成相當困擾 | 7 | <div><div></div></div> 2.0% |
| 4 | 造成很大困擾 | 2 | <div><div></div></div> 0.6% |
| 9 | 未填答 | 1 | <div><div></div></div> 0.3% |
| Warning: these figures indicate the number of cases found in the data file. They cannot be interpreted as summary statistics of the population of interest. | | | |
| # hconf7: 這項事情有無發生並造成你的困擾:兩人生活作息差異大。 | | | |
| Information | [Type= discrete] [Format=numeric] [Range= 0-9] [Missing=*] | | |
| Statistics [NW/ W] | [Valid=342 /-] [Invalid=0 /-] | | |
| Value | Label | Cases | Percentage |
| 0 | 沒有發生過、不適用 | 109 | <div><div></div></div> 31.9% |
| 1 | 沒有造成困擾 | 189 | <div><div></div></div> 55.3% |
| 2 | 造成一些困擾 | 34 | <div><div></div></div> 9.9% |
| 3 | 造成相當困擾 | 6 | <div><div></div></div> 1.8% |
| 4 | 造成很大困擾 | 3 | <div><div></div></div> 0.9% |
| 9 | 未填答 | 1 | <div><div></div></div> 0.3% |
| Warning: these figures indicate the number of cases found in the data file. They cannot be interpreted as summary statistics of the population of interest. | | | |
| # hconf8: 這項事情有無發生並造成你的困擾:太太抽煙。 | | | |
| Information | [Type= discrete] [Format=numeric] [Range= 0-9] [Missing=*] | | |
| Statistics [NW/ W] | [Valid=342 /-] [Invalid=0 /-] | | |
| Value | Label | Cases | Percentage |
| 0 | 沒有發生過、不適用 | 303 | <div><div></div></div> 88.6% |
| 1 | 沒有造成困擾 | 32 | <div><div></div></div> 9.4% |
| 2 | 造成一些困擾 | 7 | <div><div></div></div> 2.0% |
| 3 | 造成相當困擾 | 0 | |
| 4 | 造成很大困擾 | 0 | |
| 9 | 未填答 | 0 | |
| Warning: these figures indicate the number of cases found in the data file. They cannot be interpreted as summary statistics of the population of interest. | | | |
| # hconf9: 這項事情有無發生並造成你的困擾:太太喝酒。 | | | |
| Information | [Type= discrete] [Format=numeric] [Range= 0-9] [Missing=*] | | |
| Statistics [NW/ W] | [Valid=342 /-] [Invalid=0 /-] | | |

| # hconf9: 這項事情有無發生並造成你的困擾: 太太喝酒。 | | | |
|---|--|-------|------------------------------|
| Value | Label | Cases | Percentage |
| 0 | 沒有發生過、不適用 | 281 | <div><div></div></div> 82.2% |
| 1 | 沒有造成困擾 | 54 | <div><div></div></div> 15.8% |
| 2 | 造成一些困擾 | 5 | <div><div></div></div> 1.5% |
| 3 | 造成相當困擾 | 1 | <div><div></div></div> 0.3% |
| 4 | 造成很大困擾 | 1 | <div><div></div></div> 0.3% |
| 9 | 未填答 | 0 | |
| Warning: these figures indicate the number of cases found in the data file. They cannot be interpreted as summary statistics of the population of interest. | | | |
| # hconf10: 這項事情有無發生並造成你的困擾: 太太賭博。 | | | |
| Information | [Type= discrete] [Format=numeric] [Range= 0-9] [Missing=*] | | |
| Statistics [NW/ W] | [Valid=342 /-] [Invalid=0 /-] | | |
| Value | Label | Cases | Percentage |
| 0 | 沒有發生過、不適用 | 306 | <div><div></div></div> 89.5% |
| 1 | 沒有造成困擾 | 28 | <div><div></div></div> 8.2% |
| 2 | 造成一些困擾 | 6 | <div><div></div></div> 1.8% |
| 3 | 造成相當困擾 | 1 | <div><div></div></div> 0.3% |
| 4 | 造成很大困擾 | 1 | <div><div></div></div> 0.3% |
| 9 | 未填答 | 0 | |
| Warning: these figures indicate the number of cases found in the data file. They cannot be interpreted as summary statistics of the population of interest. | | | |
| # hconf11: 這項事情有無發生並造成你的困擾: 太太沉迷於上網。 | | | |
| Information | [Type= discrete] [Format=numeric] [Range= 0-9] [Missing=*] | | |
| Statistics [NW/ W] | [Valid=342 /-] [Invalid=0 /-] | | |
| Value | Label | Cases | Percentage |
| 0 | 沒有發生過、不適用 | 273 | <div><div></div></div> 79.8% |
| 1 | 沒有造成困擾 | 53 | <div><div></div></div> 15.5% |
| 2 | 造成一些困擾 | 13 | <div><div></div></div> 3.8% |
| 3 | 造成相當困擾 | 2 | <div><div></div></div> 0.6% |
| 4 | 造成很大困擾 | 0 | |
| 9 | 未填答 | 1 | <div><div></div></div> 0.3% |
| Warning: these figures indicate the number of cases found in the data file. They cannot be interpreted as summary statistics of the population of interest. | | | |
| # hconf12: 這項事情有無發生並造成你的困擾: 性生活不協調。 | | | |
| Information | [Type= discrete] [Format=numeric] [Range= 0-9] [Missing=*] | | |
| Statistics [NW/ W] | [Valid=342 /-] [Invalid=0 /-] | | |
| Value | Label | Cases | Percentage |
| 0 | 沒有發生過、不適用 | 180 | <div><div></div></div> 52.6% |
| 1 | 沒有造成困擾 | 120 | <div><div></div></div> 35.1% |
| 2 | 造成一些困擾 | 37 | <div><div></div></div> 10.8% |
| 3 | 造成相當困擾 | 2 | <div><div></div></div> 0.6% |
| 4 | 造成很大困擾 | 2 | <div><div></div></div> 0.6% |
| 9 | 未填答 | 1 | <div><div></div></div> 0.3% |
| Warning: these figures indicate the number of cases found in the data file. They cannot be interpreted as summary statistics of the population of interest. | | | |
| # hconf13: 這項事情有無發生並造成你的困擾: 為了養寵物、照料寵物而起爭執。 | | | |
| Information | [Type= discrete] [Format=numeric] [Range= 0-9] [Missing=*] | | |

hconf13: 這項事情有無發生並造成你的困擾: 為了養寵物、照料寵物而起爭執。

| | |
|---------------------------|-------------------------------|
| Statistics [NW/ W] | [Valid=342 /-] [Invalid=0 /-] |
|---------------------------|-------------------------------|

| Value | Label | Cases | Percentage |
|-------|-----------|-------|------------------------------|
| 0 | 沒有發生過、不適用 | 248 | <div><div></div></div> 72.5% |
| 1 | 沒有造成困擾 | 69 | <div><div></div></div> 20.2% |
| 2 | 造成一些困擾 | 24 | <div><div></div></div> 7.0% |
| 3 | 造成相當困擾 | 1 | <div><div></div></div> 0.3% |
| 4 | 造成很大困擾 | 0 | |
| 9 | 未填答 | 0 | |

Warning: these figures indicate the number of cases found in the data file. They cannot be interpreted as summary statistics of the population of interest.

hconf14: 這項事情有無發生並造成你的困擾: 太太不了解我的感受, 不關心我。

| | |
|--------------------|--|
| Information | [Type= discrete] [Format=numeric] [Range= 0-9] [Missing=*] |
|--------------------|--|

| | |
|---------------------------|-------------------------------|
| Statistics [NW/ W] | [Valid=342 /-] [Invalid=0 /-] |
|---------------------------|-------------------------------|

| Value | Label | Cases | Percentage |
|-------|-----------|-------|------------------------------|
| 0 | 沒有發生過、不適用 | 147 | <div><div></div></div> 43.0% |
| 1 | 沒有造成困擾 | 132 | <div><div></div></div> 38.6% |
| 2 | 造成一些困擾 | 58 | <div><div></div></div> 17.0% |
| 3 | 造成相當困擾 | 4 | <div><div></div></div> 1.2% |
| 4 | 造成很大困擾 | 1 | <div><div></div></div> 0.3% |
| 9 | 未填答 | 0 | |

Warning: these figures indicate the number of cases found in the data file. They cannot be interpreted as summary statistics of the population of interest.

| # hconf15: 這項事情有無發生並造成你的困擾: 太太不守約定。 | | | |
|---|--|-------|------------------------------|
| Information | [Type= discrete] [Format=numeric] [Range= 0-9] [Missing=*] | | |
| Statistics [NW/ W] | [Valid=342 /-] [Invalid=0 /-] | | |
| Value | Label | Cases | Percentage |
| 0 | 沒有發生過、不適用 | 182 | <div><div></div></div> 53.2% |
| 1 | 沒有造成困擾 | 118 | <div><div></div></div> 34.5% |
| 2 | 造成一些困擾 | 35 | <div><div></div></div> 10.2% |
| 3 | 造成相當困擾 | 4 | <div><div></div></div> 1.2% |
| 4 | 造成很大困擾 | 3 | <div><div></div></div> 0.9% |
| 9 | 未填答 | 0 | |
| Warning: these figures indicate the number of cases found in the data file. They cannot be interpreted as summary statistics of the population of interest. | | | |
| # hconf16: 這項事情有無發生並造成你的困擾: 太太態度、語氣不好。 | | | |
| Information | [Type= discrete] [Format=numeric] [Range= 0-9] [Missing=*] | | |
| Statistics [NW/ W] | [Valid=342 /-] [Invalid=0 /-] | | |
| Value | Label | Cases | Percentage |
| 0 | 沒有發生過、不適用 | 99 | <div><div></div></div> 28.9% |
| 1 | 沒有造成困擾 | 154 | <div><div></div></div> 45.0% |
| 2 | 造成一些困擾 | 67 | <div><div></div></div> 19.6% |
| 3 | 造成相當困擾 | 17 | <div><div></div></div> 5.0% |
| 4 | 造成很大困擾 | 5 | <div><div></div></div> 1.5% |
| 9 | 未填答 | 0 | |
| Warning: these figures indicate the number of cases found in the data file. They cannot be interpreted as summary statistics of the population of interest. | | | |
| # hconf17: 這項事情有無發生並造成你的困擾: 兩人飲食偏好差異大。 | | | |
| Information | [Type= discrete] [Format=numeric] [Range= 0-9] [Missing=*] | | |
| Statistics [NW/ W] | [Valid=342 /-] [Invalid=0 /-] | | |
| Value | Label | Cases | Percentage |
| 0 | 沒有發生過、不適用 | 122 | <div><div></div></div> 35.7% |
| 1 | 沒有造成困擾 | 173 | <div><div></div></div> 50.6% |
| 2 | 造成一些困擾 | 44 | <div><div></div></div> 12.9% |
| 3 | 造成相當困擾 | 3 | <div><div></div></div> 0.9% |
| 4 | 造成很大困擾 | 0 | |
| 9 | 未填答 | 0 | |
| Warning: these figures indicate the number of cases found in the data file. They cannot be interpreted as summary statistics of the population of interest. | | | |
| # hconf18: 這項事情有無發生並造成你的困擾: 兩人興趣不同。 | | | |
| Information | [Type= discrete] [Format=numeric] [Range= 0-9] [Missing=*] | | |
| Statistics [NW/ W] | [Valid=342 /-] [Invalid=0 /-] | | |
| Value | Label | Cases | Percentage |
| 0 | 沒有發生過、不適用 | 88 | <div><div></div></div> 25.7% |
| 1 | 沒有造成困擾 | 187 | <div><div></div></div> 54.7% |
| 2 | 造成一些困擾 | 60 | <div><div></div></div> 17.5% |
| 3 | 造成相當困擾 | 5 | <div><div></div></div> 1.5% |
| 4 | 造成很大困擾 | 2 | <div><div></div></div> 0.6% |
| 9 | 未填答 | 0 | |
| Warning: these figures indicate the number of cases found in the data file. They cannot be interpreted as summary statistics of the population of interest. | | | |

| # hconf19: 這項事情有無發生並造成你的困擾:價值觀不同,或對某些事看法不同。 | | | |
|---|--|-------|------------------------------|
| Information | [Type= discrete] [Format=numeric] [Range= 0-9] [Missing=*] | | |
| Statistics [NW/ W] | [Valid=342 /-] [Invalid=0 /-] | | |
| Value | Label | Cases | Percentage |
| 0 | 沒有發生過、不適用 | 63 | <div><div></div></div> 18.4% |
| 1 | 沒有造成困擾 | 178 | <div><div></div></div> 52.0% |
| 2 | 造成一些困擾 | 83 | <div><div></div></div> 24.3% |
| 3 | 造成相當困擾 | 16 | <div><div></div></div> 4.7% |
| 4 | 造成很大困擾 | 2 | <div><div></div></div> 0.6% |
| 9 | 未填答 | 0 | |
| Warning: these figures indicate the number of cases found in the data file. They cannot be interpreted as summary statistics of the population of interest. | | | |
| # hconf20: 這項事情有無發生並造成你的困擾:個性不合。 | | | |
| Information | [Type= discrete] [Format=numeric] [Range= 0-9] [Missing=*] | | |
| Statistics [NW/ W] | [Valid=342 /-] [Invalid=0 /-] | | |
| Value | Label | Cases | Percentage |
| 0 | 沒有發生過、不適用 | 117 | <div><div></div></div> 34.2% |
| 1 | 沒有造成困擾 | 162 | <div><div></div></div> 47.4% |
| 2 | 造成一些困擾 | 54 | <div><div></div></div> 15.8% |
| 3 | 造成相當困擾 | 7 | <div><div></div></div> 2.0% |
| 4 | 造成很大困擾 | 2 | <div><div></div></div> 0.6% |
| 9 | 未填答 | 0 | |
| Warning: these figures indicate the number of cases found in the data file. They cannot be interpreted as summary statistics of the population of interest. | | | |
| # hconf21: 這項事情有無發生並造成你的困擾:太太借錢給別人。 | | | |
| Information | [Type= discrete] [Format=numeric] [Range= 0-9] [Missing=*] | | |
| Statistics [NW/ W] | [Valid=342 /-] [Invalid=0 /-] | | |
| Value | Label | Cases | Percentage |
| 0 | 沒有發生過、不適用 | 224 | <div><div></div></div> 65.5% |
| 1 | 沒有造成困擾 | 94 | <div><div></div></div> 27.5% |
| 2 | 造成一些困擾 | 18 | <div><div></div></div> 5.3% |
| 3 | 造成相當困擾 | 3 | <div><div></div></div> 0.9% |
| 4 | 造成很大困擾 | 3 | <div><div></div></div> 0.9% |
| 9 | 未填答 | 0 | |
| Warning: these figures indicate the number of cases found in the data file. They cannot be interpreted as summary statistics of the population of interest. | | | |
| # hconf22: 這項事情有無發生並造成你的困擾:太太跟別人借錢。 | | | |
| Information | [Type= discrete] [Format=numeric] [Range= 0-9] [Missing=*] | | |
| Statistics [NW/ W] | [Valid=342 /-] [Invalid=0 /-] | | |
| Value | Label | Cases | Percentage |
| 0 | 沒有發生過、不適用 | 261 | <div><div></div></div> 76.3% |
| 1 | 沒有造成困擾 | 64 | <div><div></div></div> 18.7% |
| 2 | 造成一些困擾 | 13 | <div><div></div></div> 3.8% |
| 3 | 造成相當困擾 | 3 | <div><div></div></div> 0.9% |
| 4 | 造成很大困擾 | 1 | <div><div></div></div> 0.3% |
| 9 | 未填答 | 0 | |
| Warning: these figures indicate the number of cases found in the data file. They cannot be interpreted as summary statistics of the population of interest. | | | |

| # hconf23: 這項事情有無發生並造成你的困擾: 太太不肯負擔家用開銷。 | | | |
|---|--|-------|------------------------------|
| Information | [Type= discrete] [Format=numeric] [Range= 0-9] [Missing=*] | | |
| Statistics [NW/ W] | [Valid=342 /-] [Invalid=0 /-] | | |
| Value | Label | Cases | Percentage |
| 0 | 沒有發生過、不適用 | 274 | <div><div></div></div> 80.1% |
| 1 | 沒有造成困擾 | 57 | <div><div></div></div> 16.7% |
| 2 | 造成一些困擾 | 8 | <div><div></div></div> 2.3% |
| 3 | 造成相當困擾 | 2 | <div><div></div></div> 0.6% |
| 4 | 造成很大困擾 | 1 | <div><div></div></div> 0.3% |
| 9 | 未填答 | 0 | |
| Warning: these figures indicate the number of cases found in the data file. They cannot be interpreted as summary statistics of the population of interest. | | | |
| # hconf24: 這項事情有無發生並造成你的困擾: 太太花錢浪費。 | | | |
| Information | [Type= discrete] [Format=numeric] [Range= 0-9] [Missing=*] | | |
| Statistics [NW/ W] | [Valid=342 /-] [Invalid=0 /-] | | |
| Value | Label | Cases | Percentage |
| 0 | 沒有發生過、不適用 | 219 | <div><div></div></div> 64.0% |
| 1 | 沒有造成困擾 | 88 | <div><div></div></div> 25.7% |
| 2 | 造成一些困擾 | 28 | <div><div></div></div> 8.2% |
| 3 | 造成相當困擾 | 3 | <div><div></div></div> 0.9% |
| 4 | 造成很大困擾 | 4 | <div><div></div></div> 1.2% |
| 9 | 未填答 | 0 | |
| Warning: these figures indicate the number of cases found in the data file. They cannot be interpreted as summary statistics of the population of interest. | | | |
| # hconf25: 這項事情有無發生並造成你的困擾: 太太太小氣、一毛不拔。 | | | |
| Information | [Type= discrete] [Format=numeric] [Range= 0-9] [Missing=*] | | |
| Statistics [NW/ W] | [Valid=342 /-] [Invalid=0 /-] | | |
| Value | Label | Cases | Percentage |
| 0 | 沒有發生過、不適用 | 257 | <div><div></div></div> 75.1% |
| 1 | 沒有造成困擾 | 75 | <div><div></div></div> 21.9% |
| 2 | 造成一些困擾 | 8 | <div><div></div></div> 2.3% |
| 3 | 造成相當困擾 | 1 | <div><div></div></div> 0.3% |
| 4 | 造成很大困擾 | 1 | <div><div></div></div> 0.3% |
| 9 | 未填答 | 0 | |
| Warning: these figures indicate the number of cases found in the data file. They cannot be interpreted as summary statistics of the population of interest. | | | |
| # hconf26: 這項事情有無發生並造成你的困擾: 為財產是否共有而意見不合。 | | | |
| Information | [Type= discrete] [Format=numeric] [Range= 0-9] [Missing=*] | | |
| Statistics [NW/ W] | [Valid=342 /-] [Invalid=0 /-] | | |
| Value | Label | Cases | Percentage |
| 0 | 沒有發生過、不適用 | 216 | <div><div></div></div> 63.2% |
| 1 | 沒有造成困擾 | 96 | <div><div></div></div> 28.1% |
| 2 | 造成一些困擾 | 23 | <div><div></div></div> 6.7% |
| 3 | 造成相當困擾 | 4 | <div><div></div></div> 1.2% |
| 4 | 造成很大困擾 | 3 | <div><div></div></div> 0.9% |
| 9 | 未填答 | 0 | |
| Warning: these figures indicate the number of cases found in the data file. They cannot be interpreted as summary statistics of the population of interest. | | | |

| # hconf27: 這項事情有無發生並造成你的困擾: 為家用支出的分配而意見不合。 | | | |
|---|--|-------|------------------------------|
| Information | [Type= discrete] [Format=numeric] [Range= 0-9] [Missing=*] | | |
| Statistics [NW/ W] | [Valid=342 /-] [Invalid=0 /-] | | |
| Value | Label | Cases | Percentage |
| 0 | 沒有發生過、不適用 | 183 | <div><div></div></div> 53.5% |
| 1 | 沒有造成困擾 | 119 | <div><div></div></div> 34.8% |
| 2 | 造成一些困擾 | 37 | <div><div></div></div> 10.8% |
| 3 | 造成相當困擾 | 1 | <div><div></div></div> 0.3% |
| 4 | 造成很大困擾 | 2 | <div><div></div></div> 0.6% |
| 9 | 未填答 | 0 | |
| Warning: these figures indicate the number of cases found in the data file. They cannot be interpreted as summary statistics of the population of interest. | | | |
| # hconf28: 這項事情有無發生並造成你的困擾: 是否要買車、買房子或土地。 | | | |
| Information | [Type= discrete] [Format=numeric] [Range= 0-9] [Missing=*] | | |
| Statistics [NW/ W] | [Valid=342 /-] [Invalid=0 /-] | | |
| Value | Label | Cases | Percentage |
| 0 | 沒有發生過、不適用 | 159 | <div><div></div></div> 46.5% |
| 1 | 沒有造成困擾 | 144 | <div><div></div></div> 42.1% |
| 2 | 造成一些困擾 | 34 | <div><div></div></div> 9.9% |
| 3 | 造成相當困擾 | 3 | <div><div></div></div> 0.9% |
| 4 | 造成很大困擾 | 2 | <div><div></div></div> 0.6% |
| 9 | 未填答 | 0 | |
| Warning: these figures indicate the number of cases found in the data file. They cannot be interpreted as summary statistics of the population of interest. | | | |
| # hconf29: 這項事情有無發生並造成你的困擾: 是否與上一代同住。 | | | |
| Information | [Type= discrete] [Format=numeric] [Range= 0-9] [Missing=*] | | |
| Statistics [NW/ W] | [Valid=342 /-] [Invalid=0 /-] | | |
| Value | Label | Cases | Percentage |
| 0 | 沒有發生過、不適用 | 133 | <div><div></div></div> 38.9% |
| 1 | 沒有造成困擾 | 157 | <div><div></div></div> 45.9% |
| 2 | 造成一些困擾 | 38 | <div><div></div></div> 11.1% |
| 3 | 造成相當困擾 | 11 | <div><div></div></div> 3.2% |
| 4 | 造成很大困擾 | 3 | <div><div></div></div> 0.9% |
| 9 | 未填答 | 0 | |
| Warning: these figures indicate the number of cases found in the data file. They cannot be interpreted as summary statistics of the population of interest. | | | |
| # hconf30: 這項事情有無發生並造成你的困擾: 奉養父母的方式。 | | | |
| Information | [Type= discrete] [Format=numeric] [Range= 0-9] [Missing=*] | | |
| Statistics [NW/ W] | [Valid=342 /-] [Invalid=0 /-] | | |
| Value | Label | Cases | Percentage |
| 0 | 沒有發生過、不適用 | 103 | <div><div></div></div> 30.1% |
| 1 | 沒有造成困擾 | 189 | <div><div></div></div> 55.3% |
| 2 | 造成一些困擾 | 43 | <div><div></div></div> 12.6% |
| 3 | 造成相當困擾 | 4 | <div><div></div></div> 1.2% |
| 4 | 造成很大困擾 | 2 | <div><div></div></div> 0.6% |
| 9 | 未填答 | 1 | <div><div></div></div> 0.3% |
| Warning: these figures indicate the number of cases found in the data file. They cannot be interpreted as summary statistics of the population of interest. | | | |

| # hconf31: 這項事情有無發生並造成你的困擾:因太太親戚的事而起爭執。 | | | |
|---|--|-------|------------------------------|
| Information | [Type= discrete] [Format=numeric] [Range= 0-9] [Missing=*] | | |
| Statistics [NW/ W] | [Valid=342 /-] [Invalid=0 /-] | | |
| Value | Label | Cases | Percentage |
| 0 | 沒有發生過、不適用 | 169 | <div><div></div></div> 49.4% |
| 1 | 沒有造成困擾 | 119 | <div><div></div></div> 34.8% |
| 2 | 造成一些困擾 | 50 | <div><div></div></div> 14.6% |
| 3 | 造成相當困擾 | 2 | <div><div></div></div> 0.6% |
| 4 | 造成很大困擾 | 2 | <div><div></div></div> 0.6% |
| 9 | 未填答 | 0 | |
| Warning: these figures indicate the number of cases found in the data file. They cannot be interpreted as summary statistics of the population of interest. | | | |
| # hconf32: 這項事情有無發生並造成你的困擾:因我親戚的事而起爭執。 | | | |
| Information | [Type= discrete] [Format=numeric] [Range= 0-9] [Missing=*] | | |
| Statistics [NW/ W] | [Valid=342 /-] [Invalid=0 /-] | | |
| Value | Label | Cases | Percentage |
| 0 | 沒有發生過、不適用 | 159 | <div><div></div></div> 46.5% |
| 1 | 沒有造成困擾 | 127 | <div><div></div></div> 37.1% |
| 2 | 造成一些困擾 | 46 | <div><div></div></div> 13.5% |
| 3 | 造成相當困擾 | 6 | <div><div></div></div> 1.8% |
| 4 | 造成很大困擾 | 2 | <div><div></div></div> 0.6% |
| 9 | 未填答 | 2 | <div><div></div></div> 0.6% |
| Warning: these figures indicate the number of cases found in the data file. They cannot be interpreted as summary statistics of the population of interest. | | | |
| # hconf33: 這項事情有無發生並造成你的困擾:太太常跟朋友出去玩,不陪家人。 | | | |
| Information | [Type= discrete] [Format=numeric] [Range= 0-9] [Missing=*] | | |
| Statistics [NW/ W] | [Valid=342 /-] [Invalid=0 /-] | | |
| Value | Label | Cases | Percentage |
| 0 | 沒有發生過、不適用 | 229 | <div><div></div></div> 67.0% |
| 1 | 沒有造成困擾 | 96 | <div><div></div></div> 28.1% |
| 2 | 造成一些困擾 | 15 | <div><div></div></div> 4.4% |
| 3 | 造成相當困擾 | 0 | |
| 4 | 造成很大困擾 | 2 | <div><div></div></div> 0.6% |
| 9 | 未填答 | 0 | |
| Warning: these figures indicate the number of cases found in the data file. They cannot be interpreted as summary statistics of the population of interest. | | | |
| # hconf34: 這項事情有無發生並造成你的困擾:太太有一些異性朋友,來往甚密。 | | | |
| Information | [Type= discrete] [Format=numeric] [Range= 0-9] [Missing=*] | | |
| Statistics [NW/ W] | [Valid=342 /-] [Invalid=0 /-] | | |
| Value | Label | Cases | Percentage |
| 0 | 沒有發生過、不適用 | 250 | <div><div></div></div> 73.1% |
| 1 | 沒有造成困擾 | 78 | <div><div></div></div> 22.8% |
| 2 | 造成一些困擾 | 8 | <div><div></div></div> 2.3% |
| 3 | 造成相當困擾 | 4 | <div><div></div></div> 1.2% |
| 4 | 造成很大困擾 | 2 | <div><div></div></div> 0.6% |
| 9 | 未填答 | 0 | |
| Warning: these figures indicate the number of cases found in the data file. They cannot be interpreted as summary statistics of the population of interest. | | | |

| # hconf35: 這項事情有無發生並造成你的困擾: 太太有婚外情。 | | | |
|---|--|-------|------------------------------|
| Information | [Type= discrete] [Format=numeric] [Range= 0-9] [Missing=*] | | |
| Statistics [NW/ W] | [Valid=342 /-] [Invalid=0 /-] | | |
| Value | Label | Cases | Percentage |
| 0 | 沒有發生過、不適用 | 311 | <div><div></div></div> 90.9% |
| 1 | 沒有造成困擾 | 27 | <div><div></div></div> 7.9% |
| 2 | 造成一些困擾 | 3 | <div><div></div></div> 0.9% |
| 3 | 造成相當困擾 | 0 | |
| 4 | 造成很大困擾 | 1 | <div><div></div></div> 0.3% |
| 9 | 未填答 | 0 | |
| Warning: these figures indicate the number of cases found in the data file. They cannot be interpreted as summary statistics of the population of interest. | | | |
| # hconf36: 這項事情有無發生並造成你的困擾: 要不要生小孩、生幾個。 | | | |
| Information | [Type= discrete] [Format=numeric] [Range= 0-9] [Missing=*] | | |
| Statistics [NW/ W] | [Valid=342 /-] [Invalid=0 /-] | | |
| Value | Label | Cases | Percentage |
| 0 | 沒有發生過、不適用 | 172 | <div><div></div></div> 50.3% |
| 1 | 沒有造成困擾 | 150 | <div><div></div></div> 43.9% |
| 2 | 造成一些困擾 | 15 | <div><div></div></div> 4.4% |
| 3 | 造成相當困擾 | 2 | <div><div></div></div> 0.6% |
| 4 | 造成很大困擾 | 2 | <div><div></div></div> 0.6% |
| 9 | 未填答 | 1 | <div><div></div></div> 0.3% |
| Warning: these figures indicate the number of cases found in the data file. They cannot be interpreted as summary statistics of the population of interest. | | | |
| # hconf37: 這項事情有無發生並造成你的困擾: 太太太寵子女(無子女者圈0)。 | | | |
| Information | [Type= discrete] [Format=numeric] [Range= 0-9] [Missing=*] | | |
| Statistics [NW/ W] | [Valid=342 /-] [Invalid=0 /-] | | |
| Value | Label | Cases | Percentage |
| 0 | 沒有發生過、不適用 | 131 | <div><div></div></div> 38.3% |
| 1 | 沒有造成困擾 | 177 | <div><div></div></div> 51.8% |
| 2 | 造成一些困擾 | 30 | <div><div></div></div> 8.8% |
| 3 | 造成相當困擾 | 2 | <div><div></div></div> 0.6% |
| 4 | 造成很大困擾 | 1 | <div><div></div></div> 0.3% |
| 9 | 未填答 | 1 | <div><div></div></div> 0.3% |
| Warning: these figures indicate the number of cases found in the data file. They cannot be interpreted as summary statistics of the population of interest. | | | |
| # hconf38: 這項事情有無發生並造成你的困擾: 太太對子女太嚴(無子女者圈0)。 | | | |
| Information | [Type= discrete] [Format=numeric] [Range= 0-9] [Missing=*] | | |
| Statistics [NW/ W] | [Valid=342 /-] [Invalid=0 /-] | | |
| Value | Label | Cases | Percentage |
| 0 | 沒有發生過、不適用 | 117 | <div><div></div></div> 34.2% |
| 1 | 沒有造成困擾 | 198 | <div><div></div></div> 57.9% |
| 2 | 造成一些困擾 | 22 | <div><div></div></div> 6.4% |
| 3 | 造成相當困擾 | 2 | <div><div></div></div> 0.6% |
| 4 | 造成很大困擾 | 2 | <div><div></div></div> 0.6% |
| 9 | 未填答 | 1 | <div><div></div></div> 0.3% |
| Warning: these figures indicate the number of cases found in the data file. They cannot be interpreted as summary statistics of the population of interest. | | | |

| # hconf39: 這項事情有無發生並造成你的困擾: 太太對子女不聞不問(無子女者圈0)。 | | | |
|---|--|-------|------------------------------|
| Information | [Type= discrete] [Format=numeric] [Range= 0-9] [Missing=*] | | |
| Statistics [NW/ W] | [Valid=342 /-] [Invalid=0 /-] | | |
| Value | Label | Cases | Percentage |
| 0 | 沒有發生過、不適用 | 185 | <div><div></div></div> 54.1% |
| 1 | 沒有造成困擾 | 148 | <div><div></div></div> 43.3% |
| 2 | 造成一些困擾 | 7 | <div><div></div></div> 2.0% |
| 3 | 造成相當困擾 | 1 | <div><div></div></div> 0.3% |
| 4 | 造成很大困擾 | 1 | <div><div></div></div> 0.3% |
| 9 | 未填答 | 0 | |
| Warning: these figures indicate the number of cases found in the data file. They cannot be interpreted as summary statistics of the population of interest. | | | |
| # hconf40: 這項事情有無發生並造成你的困擾: 小孩從父姓或母姓(無子女者圈0)。 | | | |
| Information | [Type= discrete] [Format=numeric] [Range= 0-9] [Missing=*] | | |
| Statistics [NW/ W] | [Valid=342 /-] [Invalid=0 /-] | | |
| Value | Label | Cases | Percentage |
| 0 | 沒有發生過、不適用 | 160 | <div><div></div></div> 46.8% |
| 1 | 沒有造成困擾 | 173 | <div><div></div></div> 50.6% |
| 2 | 造成一些困擾 | 6 | <div><div></div></div> 1.8% |
| 3 | 造成相當困擾 | 2 | <div><div></div></div> 0.6% |
| 4 | 造成很大困擾 | 1 | <div><div></div></div> 0.3% |
| 9 | 未填答 | 0 | |
| Warning: these figures indicate the number of cases found in the data file. They cannot be interpreted as summary statistics of the population of interest. | | | |
| # hconf41: 這項事情有無發生並造成你的困擾: 子女上那間學校、那間才藝班(無子女者圈0)。 | | | |
| Information | [Type= discrete] [Format=numeric] [Range= 0-9] [Missing=*] | | |
| Statistics [NW/ W] | [Valid=342 /-] [Invalid=0 /-] | | |
| Value | Label | Cases | Percentage |
| 0 | 沒有發生過、不適用 | 137 | <div><div></div></div> 40.1% |
| 1 | 沒有造成困擾 | 192 | <div><div></div></div> 56.1% |
| 2 | 造成一些困擾 | 11 | <div><div></div></div> 3.2% |
| 3 | 造成相當困擾 | 2 | <div><div></div></div> 0.6% |
| 4 | 造成很大困擾 | 0 | |
| 9 | 未填答 | 0 | |
| Warning: these figures indicate the number of cases found in the data file. They cannot be interpreted as summary statistics of the population of interest. | | | |
| # hconf42: 這項事情有無發生並造成你的困擾: 子女管教問題(無子女者圈0)。 | | | |
| Information | [Type= discrete] [Format=numeric] [Range= 0-9] [Missing=*] | | |
| Statistics [NW/ W] | [Valid=342 /-] [Invalid=0 /-] | | |
| Value | Label | Cases | Percentage |
| 0 | 沒有發生過、不適用 | 107 | <div><div></div></div> 31.3% |
| 1 | 沒有造成困擾 | 195 | <div><div></div></div> 57.0% |
| 2 | 造成一些困擾 | 36 | <div><div></div></div> 10.5% |
| 3 | 造成相當困擾 | 4 | <div><div></div></div> 1.2% |
| 4 | 造成很大困擾 | 0 | |
| 9 | 未填答 | 0 | |
| Warning: these figures indicate the number of cases found in the data file. They cannot be interpreted as summary statistics of the population of interest. | | | |

| # hconf43: 這項事情有無發生並造成你的困擾: 子女學業及升學問題(無子女者圈0)。 | | | |
|---|--|-------|------------------------------|
| Information | [Type= discrete] [Format=numeric] [Range= 0-9] [Missing=*] | | |
| Statistics [NW/ W] | [Valid=342 /-] [Invalid=0 /-] | | |
| Value | Label | Cases | Percentage |
| 0 | 沒有發生過、不適用 | 118 | <div><div></div></div> 34.5% |
| 1 | 沒有造成困擾 | 199 | <div><div></div></div> 58.2% |
| 2 | 造成一些困擾 | 23 | <div><div></div></div> 6.7% |
| 3 | 造成相當困擾 | 2 | <div><div></div></div> 0.6% |
| 4 | 造成很大困擾 | 0 | |
| 9 | 未填答 | 0 | |
| Warning: these figures indicate the number of cases found in the data file. They cannot be interpreted as summary statistics of the population of interest. | | | |
| # hstr1: 當婚姻需要協調時我會: 好好地談, 把話說出來 | | | |
| Information | [Type= discrete] [Format=numeric] [Range= 0-9] [Missing=*] | | |
| Statistics [NW/ W] | [Valid=342 /-] [Invalid=0 /-] | | |
| Value | Label | Cases | Percentage |
| 0 | 不適用 | 0 | |
| 1 | 從未如此 | 24 | <div><div></div></div> 7.0% |
| 2 | 偶爾如此 | 100 | <div><div></div></div> 29.2% |
| 3 | 有時如此 | 104 | <div><div></div></div> 30.4% |
| 4 | 經常如此 | 114 | <div><div></div></div> 33.3% |
| 9 | 未填答 | 0 | |
| Warning: these figures indicate the number of cases found in the data file. They cannot be interpreted as summary statistics of the population of interest. | | | |
| # hstr2: 當婚姻需要協調時我會: 兩個人協調找出一可接受的共同點 | | | |
| Information | [Type= discrete] [Format=numeric] [Range= 0-9] [Missing=*] | | |
| Statistics [NW/ W] | [Valid=342 /-] [Invalid=0 /-] | | |
| Value | Label | Cases | Percentage |
| 0 | 不適用 | 0 | |
| 1 | 從未如此 | 24 | <div><div></div></div> 7.0% |
| 2 | 偶爾如此 | 104 | <div><div></div></div> 30.4% |
| 3 | 有時如此 | 114 | <div><div></div></div> 33.3% |
| 4 | 經常如此 | 100 | <div><div></div></div> 29.2% |
| 9 | 未填答 | 0 | |
| Warning: these figures indicate the number of cases found in the data file. They cannot be interpreted as summary statistics of the population of interest. | | | |
| # hstr3: 當婚姻需要協調時我會: 先稱讚對方, 然後才談問題 | | | |
| Information | [Type= discrete] [Format=numeric] [Range= 0-9] [Missing=*] | | |
| Statistics [NW/ W] | [Valid=342 /-] [Invalid=0 /-] | | |
| Value | Label | Cases | Percentage |
| 0 | 不適用 | 0 | |
| 1 | 從未如此 | 76 | <div><div></div></div> 22.2% |
| 2 | 偶爾如此 | 145 | <div><div></div></div> 42.4% |
| 3 | 有時如此 | 95 | <div><div></div></div> 27.8% |
| 4 | 經常如此 | 26 | <div><div></div></div> 7.6% |
| 9 | 未填答 | 0 | |
| Warning: these figures indicate the number of cases found in the data file. They cannot be interpreted as summary statistics of the population of interest. | | | |

| # hstr4: 當婚姻需要協調時我會: 尊重對方的意見, 不強求對方改變 | | | |
|---|--|-------|------------------------------|
| Information | [Type= discrete] [Format=numeric] [Range= 0-9] [Missing=*] | | |
| Statistics [NW/ W] | [Valid=342 /-] [Invalid=0 /-] | | |
| Value | Label | Cases | Percentage |
| 0 | 不適用 | 0 | |
| 1 | 從未如此 | 22 | <div><div></div></div> 6.4% |
| 2 | 偶爾如此 | 114 | <div><div></div></div> 33.3% |
| 3 | 有時如此 | 126 | <div><div></div></div> 36.8% |
| 4 | 經常如此 | 80 | <div><div></div></div> 23.4% |
| 9 | 未填答 | 0 | |
| Warning: these figures indicate the number of cases found in the data file. They cannot be interpreted as summary statistics of the population of interest. | | | |
| # hstr5: 當婚姻需要協調時我會: 直接溝通 | | | |
| Information | [Type= discrete] [Format=numeric] [Range= 0-9] [Missing=*] | | |
| Statistics [NW/ W] | [Valid=342 /-] [Invalid=0 /-] | | |
| Value | Label | Cases | Percentage |
| 0 | 不適用 | 0 | |
| 1 | 從未如此 | 16 | <div><div></div></div> 4.7% |
| 2 | 偶爾如此 | 88 | <div><div></div></div> 25.7% |
| 3 | 有時如此 | 118 | <div><div></div></div> 34.5% |
| 4 | 經常如此 | 120 | <div><div></div></div> 35.1% |
| 9 | 未填答 | 0 | |
| Warning: these figures indicate the number of cases found in the data file. They cannot be interpreted as summary statistics of the population of interest. | | | |
| # hstr6: 當婚姻需要協調時我會: 用寫信的方式傳達意見 | | | |
| Information | [Type= discrete] [Format=numeric] [Range= 0-9] [Missing=*] | | |
| Statistics [NW/ W] | [Valid=342 /-] [Invalid=0 /-] | | |
| Value | Label | Cases | Percentage |
| 0 | 不適用 | 0 | |
| 1 | 從未如此 | 236 | <div><div></div></div> 69.0% |
| 2 | 偶爾如此 | 70 | <div><div></div></div> 20.5% |
| 3 | 有時如此 | 27 | <div><div></div></div> 7.9% |
| 4 | 經常如此 | 9 | <div><div></div></div> 2.6% |
| 9 | 未填答 | 0 | |
| Warning: these figures indicate the number of cases found in the data file. They cannot be interpreted as summary statistics of the population of interest. | | | |
| # hstr7: 當婚姻需要協調時我會: 用暗示的, 不直接說清楚 | | | |
| Information | [Type= discrete] [Format=numeric] [Range= 0-9] [Missing=*] | | |
| Statistics [NW/ W] | [Valid=342 /-] [Invalid=0 /-] | | |
| Value | Label | Cases | Percentage |
| 0 | 不適用 | 0 | |
| 1 | 從未如此 | 151 | <div><div></div></div> 44.2% |
| 2 | 偶爾如此 | 140 | <div><div></div></div> 40.9% |
| 3 | 有時如此 | 43 | <div><div></div></div> 12.6% |
| 4 | 經常如此 | 8 | <div><div></div></div> 2.3% |
| 9 | 未填答 | 0 | |
| Warning: these figures indicate the number of cases found in the data file. They cannot be interpreted as summary statistics of the population of interest. | | | |

| # hstr8: 當婚姻需要協調時我會:不說真相,隱瞞對方 | | | |
|---|--|-------|------------------------------|
| Information | [Type= discrete] [Format=numeric] [Range= 0-9] [Missing=*] | | |
| Statistics [NW/ W] | [Valid=342 /-] [Invalid=0 /-] | | |
| Value | Label | Cases | Percentage |
| 0 | 不適用 | 0 | |
| 1 | 從未如此 | 202 | <div><div></div></div> 59.1% |
| 2 | 偶爾如此 | 115 | <div><div></div></div> 33.6% |
| 3 | 有時如此 | 22 | <div><div></div></div> 6.4% |
| 4 | 經常如此 | 3 | <div><div></div></div> 0.9% |
| 9 | 未填答 | 0 | |
| Warning: these figures indicate the number of cases found in the data file. They cannot be interpreted as summary statistics of the population of interest. | | | |
| # hstr9: 當婚姻需要協調時我會:以沉默表達不滿 | | | |
| Information | [Type= discrete] [Format=numeric] [Range= 0-9] [Missing=*] | | |
| Statistics [NW/ W] | [Valid=342 /-] [Invalid=0 /-] | | |
| Value | Label | Cases | Percentage |
| 0 | 不適用 | 0 | |
| 1 | 從未如此 | 83 | <div><div></div></div> 24.3% |
| 2 | 偶爾如此 | 168 | <div><div></div></div> 49.1% |
| 3 | 有時如此 | 63 | <div><div></div></div> 18.4% |
| 4 | 經常如此 | 28 | <div><div></div></div> 8.2% |
| 9 | 未填答 | 0 | |
| Warning: these figures indicate the number of cases found in the data file. They cannot be interpreted as summary statistics of the population of interest. | | | |
| # hstr10: 當婚姻需要協調時我會:冷戰 | | | |
| Information | [Type= discrete] [Format=numeric] [Range= 0-9] [Missing=*] | | |
| Statistics [NW/ W] | [Valid=342 /-] [Invalid=0 /-] | | |
| Value | Label | Cases | Percentage |
| 0 | 不適用 | 0 | |
| 1 | 從未如此 | 108 | <div><div></div></div> 31.6% |
| 2 | 偶爾如此 | 155 | <div><div></div></div> 45.3% |
| 3 | 有時如此 | 64 | <div><div></div></div> 18.7% |
| 4 | 經常如此 | 15 | <div><div></div></div> 4.4% |
| 9 | 未填答 | 0 | |
| Warning: these figures indicate the number of cases found in the data file. They cannot be interpreted as summary statistics of the population of interest. | | | |
| # hstr11: 當婚姻需要協調時我會:不讓孩子知道(無子女者請圈0) | | | |
| Information | [Type= discrete] [Format=numeric] [Range= 0-9] [Missing=*] | | |
| Statistics [NW/ W] | [Valid=342 /-] [Invalid=0 /-] | | |
| Value | Label | Cases | Percentage |
| 0 | 不適用 | 45 | <div><div></div></div> 13.2% |
| 1 | 從未如此 | 102 | <div><div></div></div> 29.8% |
| 2 | 偶爾如此 | 97 | <div><div></div></div> 28.4% |
| 3 | 有時如此 | 56 | <div><div></div></div> 16.4% |
| 4 | 經常如此 | 41 | <div><div></div></div> 12.0% |
| 9 | 未填答 | 1 | <div><div></div></div> 0.3% |
| Warning: these figures indicate the number of cases found in the data file. They cannot be interpreted as summary statistics of the population of interest. | | | |

| # hstr12: 當婚姻需要協調時我會:說謊騙對方 | | | |
|---|--|-------|------------------------------|
| Information | [Type= discrete] [Format=numeric] [Range= 0-9] [Missing=*] | | |
| Statistics [NW/ W] | [Valid=342 /-] [Invalid=0 /-] | | |
| Value | Label | Cases | Percentage |
| 0 | 不適用 | 0 | |
| 1 | 從未如此 | 201 | <div><div></div></div> 58.8% |
| 2 | 偶爾如此 | 113 | <div><div></div></div> 33.0% |
| 3 | 有時如此 | 22 | <div><div></div></div> 6.4% |
| 4 | 經常如此 | 5 | <div><div></div></div> 1.5% |
| 9 | 未填答 | 1 | <div><div></div></div> 0.3% |
| Warning: these figures indicate the number of cases found in the data file. They cannot be interpreted as summary statistics of the population of interest. | | | |
| # hstr13: 當婚姻需要協調時我會:避免爭吵以免破壞感情 | | | |
| Information | [Type= discrete] [Format=numeric] [Range= 0-9] [Missing=*] | | |
| Statistics [NW/ W] | [Valid=342 /-] [Invalid=0 /-] | | |
| Value | Label | Cases | Percentage |
| 0 | 不適用 | 0 | |
| 1 | 從未如此 | 62 | <div><div></div></div> 18.1% |
| 2 | 偶爾如此 | 140 | <div><div></div></div> 40.9% |
| 3 | 有時如此 | 85 | <div><div></div></div> 24.9% |
| 4 | 經常如此 | 54 | <div><div></div></div> 15.8% |
| 9 | 未填答 | 1 | <div><div></div></div> 0.3% |
| Warning: these figures indicate the number of cases found in the data file. They cannot be interpreted as summary statistics of the population of interest. | | | |
| # hstr14: 當婚姻需要協調時我會:彼此忍耐退讓 | | | |
| Information | [Type= discrete] [Format=numeric] [Range= 0-9] [Missing=*] | | |
| Statistics [NW/ W] | [Valid=342 /-] [Invalid=0 /-] | | |
| Value | Label | Cases | Percentage |
| 0 | 不適用 | 0 | |
| 1 | 從未如此 | 34 | <div><div></div></div> 9.9% |
| 2 | 偶爾如此 | 137 | <div><div></div></div> 40.1% |
| 3 | 有時如此 | 113 | <div><div></div></div> 33.0% |
| 4 | 經常如此 | 55 | <div><div></div></div> 16.1% |
| 9 | 未填答 | 3 | <div><div></div></div> 0.9% |
| Warning: these figures indicate the number of cases found in the data file. They cannot be interpreted as summary statistics of the population of interest. | | | |
| # hstr15: 當婚姻需要協調時我會:避免去處理問題,以免傷了和氣 | | | |
| Information | [Type= discrete] [Format=numeric] [Range= 0-9] [Missing=*] | | |
| Statistics [NW/ W] | [Valid=342 /-] [Invalid=0 /-] | | |
| Value | Label | Cases | Percentage |
| 0 | 不適用 | 0 | |
| 1 | 從未如此 | 92 | <div><div></div></div> 26.9% |
| 2 | 偶爾如此 | 155 | <div><div></div></div> 45.3% |
| 3 | 有時如此 | 74 | <div><div></div></div> 21.6% |
| 4 | 經常如此 | 20 | <div><div></div></div> 5.8% |
| 9 | 未填答 | 1 | <div><div></div></div> 0.3% |
| Warning: these figures indicate the number of cases found in the data file. They cannot be interpreted as summary statistics of the population of interest. | | | |

| # hstr16: 當婚姻需要協調時我會:無可奈何地認命 | | | |
|---|--|-------|------------------------------|
| Information | [Type= discrete] [Format=numeric] [Range= 0-9] [Missing=*] | | |
| Statistics [NW/ W] | [Valid=342 /-] [Invalid=0 /-] | | |
| Value | Label | Cases | Percentage |
| 0 | 不適用 | 0 | |
| 1 | 從未如此 | 134 | <div><div></div></div> 39.2% |
| 2 | 偶爾如此 | 131 | <div><div></div></div> 38.3% |
| 3 | 有時如此 | 57 | <div><div></div></div> 16.7% |
| 4 | 經常如此 | 19 | <div><div></div></div> 5.6% |
| 9 | 未填答 | 1 | <div><div></div></div> 0.3% |
| Warning: these figures indicate the number of cases found in the data file. They cannot be interpreted as summary statistics of the population of interest. | | | |
| # hstr17: 當婚姻需要協調時我會:爭取孩子的支持(無子女者請圈0) | | | |
| Information | [Type= discrete] [Format=numeric] [Range= 0-9] [Missing=*] | | |
| Statistics [NW/ W] | [Valid=342 /-] [Invalid=0 /-] | | |
| Value | Label | Cases | Percentage |
| 0 | 不適用 | 46 | <div><div></div></div> 13.5% |
| 1 | 從未如此 | 158 | <div><div></div></div> 46.2% |
| 2 | 偶爾如此 | 94 | <div><div></div></div> 27.5% |
| 3 | 有時如此 | 37 | <div><div></div></div> 10.8% |
| 4 | 經常如此 | 6 | <div><div></div></div> 1.8% |
| 9 | 未填答 | 1 | <div><div></div></div> 0.3% |
| Warning: these figures indicate the number of cases found in the data file. They cannot be interpreted as summary statistics of the population of interest. | | | |
| # hstr18: 當婚姻需要協調時我會:尋求精神寄託或宗教信仰的支持 | | | |
| Information | [Type= discrete] [Format=numeric] [Range= 0-9] [Missing=*] | | |
| Statistics [NW/ W] | [Valid=342 /-] [Invalid=0 /-] | | |
| Value | Label | Cases | Percentage |
| 0 | 不適用 | 0 | |
| 1 | 從未如此 | 172 | <div><div></div></div> 50.3% |
| 2 | 偶爾如此 | 110 | <div><div></div></div> 32.2% |
| 3 | 有時如此 | 39 | <div><div></div></div> 11.4% |
| 4 | 經常如此 | 19 | <div><div></div></div> 5.6% |
| 9 | 未填答 | 2 | <div><div></div></div> 0.6% |
| Warning: these figures indicate the number of cases found in the data file. They cannot be interpreted as summary statistics of the population of interest. | | | |
| # hstr19: 當婚姻需要協調時我會:責備對方的疏失、不是 | | | |
| Information | [Type= discrete] [Format=numeric] [Range= 0-9] [Missing=*] | | |
| Statistics [NW/ W] | [Valid=342 /-] [Invalid=0 /-] | | |
| Value | Label | Cases | Percentage |
| 0 | 不適用 | 0 | |
| 1 | 從未如此 | 133 | <div><div></div></div> 38.9% |
| 2 | 偶爾如此 | 158 | <div><div></div></div> 46.2% |
| 3 | 有時如此 | 44 | <div><div></div></div> 12.9% |
| 4 | 經常如此 | 6 | <div><div></div></div> 1.8% |
| 9 | 未填答 | 1 | <div><div></div></div> 0.3% |
| Warning: these figures indicate the number of cases found in the data file. They cannot be interpreted as summary statistics of the population of interest. | | | |

| # hstr20: 當婚姻需要協調時我會:吵架 | | | |
|---|--|-------|-------------------|
| Information | [Type= discrete] [Format=numeric] [Range= 0-9] [Missing=*] | | |
| Statistics [NW/ W] | [Valid=342 /-] [Invalid=0 /-] | | |
| Value | Label | Cases | Percentage |
| 0 | 不適用 | 0 | |
| 1 | 從未如此 | 104 | <div></div> 30.4% |
| 2 | 偶爾如此 | 183 | <div></div> 53.5% |
| 3 | 有時如此 | 48 | <div></div> 14.0% |
| 4 | 經常如此 | 6 | <div></div> 1.8% |
| 9 | 未填答 | 1 | <div></div> 0.3% |
| Warning: these figures indicate the number of cases found in the data file. They cannot be interpreted as summary statistics of the population of interest. | | | |
| # hstr21: 當婚姻需要協調時我會:打架 | | | |
| Information | [Type= discrete] [Format=numeric] [Range= 0-9] [Missing=*] | | |
| Statistics [NW/ W] | [Valid=342 /-] [Invalid=0 /-] | | |
| Value | Label | Cases | Percentage |
| 0 | 不適用 | 0 | |
| 1 | 從未如此 | 312 | <div></div> 91.2% |
| 2 | 偶爾如此 | 20 | <div></div> 5.8% |
| 3 | 有時如此 | 7 | <div></div> 2.0% |
| 4 | 經常如此 | 1 | <div></div> 0.3% |
| 9 | 未填答 | 2 | <div></div> 0.6% |
| Warning: these figures indicate the number of cases found in the data file. They cannot be interpreted as summary statistics of the population of interest. | | | |

| # hstr22: 當婚姻需要協調時我會:哭鬧或生氣表示不滿、委屈 | | | |
|---|--|-------|------------------------------|
| Information | [Type= discrete] [Format=numeric] [Range= 0-9] [Missing=*] | | |
| Statistics [NW/ W] | [Valid=342 /-] [Invalid=0 /-] | | |
| Value | Label | Cases | Percentage |
| 0 | 不適用 | 0 | |
| 1 | 從未如此 | 202 | <div><div></div></div> 59.1% |
| 2 | 偶爾如此 | 110 | <div><div></div></div> 32.2% |
| 3 | 有時如此 | 27 | <div><div></div></div> 7.9% |
| 4 | 經常如此 | 2 | <div><div></div></div> 0.6% |
| 9 | 未填答 | 1 | <div><div></div></div> 0.3% |
| Warning: these figures indicate the number of cases found in the data file. They cannot be interpreted as summary statistics of the population of interest. | | | |
| # hstr23: 當婚姻需要協調時我會:跟孩子訴苦(無子女者請圈0) | | | |
| Information | [Type= discrete] [Format=numeric] [Range= 0-9] [Missing=*] | | |
| Statistics [NW/ W] | [Valid=342 /-] [Invalid=0 /-] | | |
| Value | Label | Cases | Percentage |
| 0 | 不適用 | 45 | <div><div></div></div> 13.2% |
| 1 | 從未如此 | 212 | <div><div></div></div> 62.0% |
| 2 | 偶爾如此 | 75 | <div><div></div></div> 21.9% |
| 3 | 有時如此 | 8 | <div><div></div></div> 2.3% |
| 4 | 經常如此 | 1 | <div><div></div></div> 0.3% |
| 9 | 未填答 | 1 | <div><div></div></div> 0.3% |
| Warning: these figures indicate the number of cases found in the data file. They cannot be interpreted as summary statistics of the population of interest. | | | |
| # hstr24: 當婚姻需要協調時我會:用傷害自己的方式表達不滿 | | | |
| Information | [Type= discrete] [Format=numeric] [Range= 0-9] [Missing=*] | | |
| Statistics [NW/ W] | [Valid=342 /-] [Invalid=0 /-] | | |
| Value | Label | Cases | Percentage |
| 0 | 不適用 | 0 | |
| 1 | 從未如此 | 314 | <div><div></div></div> 91.8% |
| 2 | 偶爾如此 | 21 | <div><div></div></div> 6.1% |
| 3 | 有時如此 | 3 | <div><div></div></div> 0.9% |
| 4 | 經常如此 | 1 | <div><div></div></div> 0.3% |
| 9 | 未填答 | 3 | <div><div></div></div> 0.9% |
| Warning: these figures indicate the number of cases found in the data file. They cannot be interpreted as summary statistics of the population of interest. | | | |
| # hstr25: 當婚姻需要協調時我會:以肢體動作(如敲桌子、摔東西)表達不滿 | | | |
| Information | [Type= discrete] [Format=numeric] [Range= 0-9] [Missing=*] | | |
| Statistics [NW/ W] | [Valid=342 /-] [Invalid=0 /-] | | |
| Value | Label | Cases | Percentage |
| 0 | 不適用 | 1 | <div><div></div></div> 0.3% |
| 1 | 從未如此 | 223 | <div><div></div></div> 65.2% |
| 2 | 偶爾如此 | 99 | <div><div></div></div> 28.9% |
| 3 | 有時如此 | 13 | <div><div></div></div> 3.8% |
| 4 | 經常如此 | 5 | <div><div></div></div> 1.5% |
| 9 | 未填答 | 1 | <div><div></div></div> 0.3% |
| Warning: these figures indicate the number of cases found in the data file. They cannot be interpreted as summary statistics of the population of interest. | | | |

| # hstr26: 當婚姻需要協調時我會:抱怨、嘮叨或碎碎念 | | | |
|---|--|-------|------------------------------|
| Information | [Type= discrete] [Format=numeric] [Range= 0-9] [Missing=*] | | |
| Statistics [NW/ W] | [Valid=342 /-] [Invalid=0 /-] | | |
| Value | Label | Cases | Percentage |
| 0 | 不適用 | 0 | |
| 1 | 從未如此 | 99 | <div><div></div></div> 28.9% |
| 2 | 偶爾如此 | 174 | <div><div></div></div> 50.9% |
| 3 | 有時如此 | 56 | <div><div></div></div> 16.4% |
| 4 | 經常如此 | 12 | <div><div></div></div> 3.5% |
| 9 | 未填答 | 1 | <div><div></div></div> 0.3% |
| Warning: these figures indicate the number of cases found in the data file. They cannot be interpreted as summary statistics of the population of interest. | | | |
| # hstr27: 當婚姻需要協調時我會:向別人訴苦 | | | |
| Information | [Type= discrete] [Format=numeric] [Range= 0-9] [Missing=*] | | |
| Statistics [NW/ W] | [Valid=342 /-] [Invalid=0 /-] | | |
| Value | Label | Cases | Percentage |
| 0 | 不適用 | 0 | |
| 1 | 從未如此 | 138 | <div><div></div></div> 40.4% |
| 2 | 偶爾如此 | 166 | <div><div></div></div> 48.5% |
| 3 | 有時如此 | 32 | <div><div></div></div> 9.4% |
| 4 | 經常如此 | 5 | <div><div></div></div> 1.5% |
| 9 | 未填答 | 1 | <div><div></div></div> 0.3% |
| Warning: these figures indicate the number of cases found in the data file. They cannot be interpreted as summary statistics of the population of interest. | | | |
| # hstr28: 當婚姻需要協調時我會:叫孩子居中傳達(無子女者請圈0) | | | |
| Information | [Type= discrete] [Format=numeric] [Range= 0-9] [Missing=*] | | |
| Statistics [NW/ W] | [Valid=342 /-] [Invalid=0 /-] | | |
| Value | Label | Cases | Percentage |
| 0 | 不適用 | 45 | <div><div></div></div> 13.2% |
| 1 | 從未如此 | 188 | <div><div></div></div> 55.0% |
| 2 | 偶爾如此 | 95 | <div><div></div></div> 27.8% |
| 3 | 有時如此 | 11 | <div><div></div></div> 3.2% |
| 4 | 經常如此 | 2 | <div><div></div></div> 0.6% |
| 9 | 未填答 | 1 | <div><div></div></div> 0.3% |
| Warning: these figures indicate the number of cases found in the data file. They cannot be interpreted as summary statistics of the population of interest. | | | |
| # hstr29: 當婚姻需要協調時我會:請妻家親戚出面協調 | | | |
| Information | [Type= discrete] [Format=numeric] [Range= 0-9] [Missing=*] | | |
| Statistics [NW/ W] | [Valid=342 /-] [Invalid=0 /-] | | |
| Value | Label | Cases | Percentage |
| 0 | 不適用 | 0 | |
| 1 | 從未如此 | 302 | <div><div></div></div> 88.3% |
| 2 | 偶爾如此 | 35 | <div><div></div></div> 10.2% |
| 3 | 有時如此 | 3 | <div><div></div></div> 0.9% |
| 4 | 經常如此 | 1 | <div><div></div></div> 0.3% |
| 9 | 未填答 | 1 | <div><div></div></div> 0.3% |
| Warning: these figures indicate the number of cases found in the data file. They cannot be interpreted as summary statistics of the population of interest. | | | |

| # hstr30: 當婚姻需要協調時我會:請夫家親戚出面協調 | | | |
|---|--|-------|------------------------------|
| Information | [Type= discrete] [Format=numeric] [Range= 0-9] [Missing=*] | | |
| Statistics [NW/ W] | [Valid=342 /-] [Invalid=0 /-] | | |
| Value | Label | Cases | Percentage |
| 0 | 不適用 | 0 | |
| 1 | 從未如此 | 312 | <div><div></div></div> 91.2% |
| 2 | 偶爾如此 | 25 | <div><div></div></div> 7.3% |
| 3 | 有時如此 | 3 | <div><div></div></div> 0.9% |
| 4 | 經常如此 | 1 | <div><div></div></div> 0.3% |
| 9 | 未填答 | 1 | <div><div></div></div> 0.3% |
| Warning: these figures indicate the number of cases found in the data file. They cannot be interpreted as summary statistics of the population of interest. | | | |
| # hstr31: 當婚姻需要協調時我會:拿孩子來緩和氣氛(無子女者請圈0) | | | |
| Information | [Type= discrete] [Format=numeric] [Range= 0-9] [Missing=*] | | |
| Statistics [NW/ W] | [Valid=342 /-] [Invalid=0 /-] | | |
| Value | Label | Cases | Percentage |
| 0 | 不適用 | 44 | <div><div></div></div> 12.9% |
| 1 | 從未如此 | 146 | <div><div></div></div> 42.7% |
| 2 | 偶爾如此 | 109 | <div><div></div></div> 31.9% |
| 3 | 有時如此 | 36 | <div><div></div></div> 10.5% |
| 4 | 經常如此 | 6 | <div><div></div></div> 1.8% |
| 9 | 未填答 | 1 | <div><div></div></div> 0.3% |
| Warning: these figures indicate the number of cases found in the data file. They cannot be interpreted as summary statistics of the population of interest. | | | |
| # hstr32: 當婚姻需要協調時我會:生悶氣 | | | |
| Information | [Type= discrete] [Format=numeric] [Range= 0-9] [Missing=*] | | |
| Statistics [NW/ W] | [Valid=342 /-] [Invalid=0 /-] | | |
| Value | Label | Cases | Percentage |
| 0 | 不適用 | 0 | |
| 1 | 從未如此 | 71 | <div><div></div></div> 20.8% |
| 2 | 偶爾如此 | 187 | <div><div></div></div> 54.7% |
| 3 | 有時如此 | 61 | <div><div></div></div> 17.8% |
| 4 | 經常如此 | 22 | <div><div></div></div> 6.4% |
| 9 | 未填答 | 1 | <div><div></div></div> 0.3% |
| Warning: these figures indicate the number of cases found in the data file. They cannot be interpreted as summary statistics of the population of interest. | | | |
| # hstr33: 當婚姻需要協調時我會:請朋友或同事幫忙協調 | | | |
| Information | [Type= discrete] [Format=numeric] [Range= 0-9] [Missing=*] | | |
| Statistics [NW/ W] | [Valid=342 /-] [Invalid=0 /-] | | |
| Value | Label | Cases | Percentage |
| 0 | 不適用 | 0 | |
| 1 | 從未如此 | 275 | <div><div></div></div> 80.4% |
| 2 | 偶爾如此 | 60 | <div><div></div></div> 17.5% |
| 3 | 有時如此 | 5 | <div><div></div></div> 1.5% |
| 4 | 經常如此 | 1 | <div><div></div></div> 0.3% |
| 9 | 未填答 | 1 | <div><div></div></div> 0.3% |
| Warning: these figures indicate the number of cases found in the data file. They cannot be interpreted as summary statistics of the population of interest. | | | |

| # hstr34: 當婚姻需要協調時我會:找婚姻諮詢專家諮詢 | | | |
|---|--|-------|------------|
| Information | [Type= discrete] [Format=numeric] [Range= 0-9] [Missing=*] | | |
| Statistics [NW/ W] | [Valid=342 /-] [Invalid=0 /-] | | |
| Value | Label | Cases | Percentage |
| 0 | 不適用 | 0 | |
| 1 | 從未如此 | 320 | 93.6% |
| 2 | 偶爾如此 | 18 | 5.3% |
| 3 | 有時如此 | 3 | 0.9% |
| 4 | 經常如此 | 0 | |
| 9 | 未填答 | 1 | 0.3% |
| Warning: these figures indicate the number of cases found in the data file. They cannot be interpreted as summary statistics of the population of interest. | | | |
| # hstr35: 當婚姻需要協調時我會:舉別人太太為例,要對方效法 | | | |
| Information | [Type= discrete] [Format=numeric] [Range= 0-9] [Missing=*] | | |
| Statistics [NW/ W] | [Valid=342 /-] [Invalid=0 /-] | | |
| Value | Label | Cases | Percentage |
| 0 | 不適用 | 0 | |
| 1 | 從未如此 | 238 | 69.6% |
| 2 | 偶爾如此 | 85 | 24.9% |
| 3 | 有時如此 | 13 | 3.8% |
| 4 | 經常如此 | 4 | 1.2% |
| 9 | 未填答 | 2 | 0.6% |
| Warning: these figures indicate the number of cases found in the data file. They cannot be interpreted as summary statistics of the population of interest. | | | |
| # hstr36: 當婚姻需要協調時我會:不吃東西來表達委屈 | | | |
| Information | [Type= discrete] [Format=numeric] [Range= 0-9] [Missing=*] | | |
| Statistics [NW/ W] | [Valid=342 /-] [Invalid=0 /-] | | |
| Value | Label | Cases | Percentage |
| 0 | 不適用 | 0 | |
| 1 | 從未如此 | 273 | 79.8% |
| 2 | 偶爾如此 | 57 | 16.7% |
| 3 | 有時如此 | 6 | 1.8% |
| 4 | 經常如此 | 5 | 1.5% |
| 9 | 未填答 | 1 | 0.3% |
| Warning: these figures indicate the number of cases found in the data file. They cannot be interpreted as summary statistics of the population of interest. | | | |
| # hstr37: 當婚姻需要協調時我會:運用書籍或報章雜誌上的資源來幫忙解決婚姻上的困難 | | | |
| Information | [Type= discrete] [Format=numeric] [Range= 0-9] [Missing=*] | | |
| Statistics [NW/ W] | [Valid=342 /-] [Invalid=0 /-] | | |
| Value | Label | Cases | Percentage |
| 0 | 不適用 | 0 | |
| 1 | 從未如此 | 235 | 68.7% |
| 2 | 偶爾如此 | 83 | 24.3% |
| 3 | 有時如此 | 19 | 5.6% |
| 4 | 經常如此 | 3 | 0.9% |
| 9 | 未填答 | 2 | 0.6% |
| Warning: these figures indicate the number of cases found in the data file. They cannot be interpreted as summary statistics of the population of interest. | | | |

| # hstr38: 當婚姻需要協調時我會:撒嬌來化解問題 | | | |
|---|-------|--|------------------------------|
| Information | | [Type= discrete] [Format=numeric] [Range= 0-9] [Missing=*] | |
| Statistics [NW/ W] | | [Valid=342 /-] [Invalid=0 /-] | |
| Value | Label | Cases | Percentage |
| 0 | 不適用 | 0 | |
| 1 | 從未如此 | 152 | <div><div></div></div> 44.4% |
| 2 | 偶爾如此 | 140 | <div><div></div></div> 40.9% |
| 3 | 有時如此 | 40 | <div><div></div></div> 11.7% |
| 4 | 經常如此 | 9 | <div><div></div></div> 2.6% |
| 9 | 未填答 | 1 | <div><div></div></div> 0.3% |
| Warning: these figures indicate the number of cases found in the data file. They cannot be interpreted as summary statistics of the population of interest. | | | |
| # hstr39: 當婚姻需要協調時我會:送花或小禮物來化解 | | | |
| Information | | [Type= discrete] [Format=numeric] [Range= 0-9] [Missing=*] | |
| Statistics [NW/ W] | | [Valid=342 /-] [Invalid=0 /-] | |
| Value | Label | Cases | Percentage |
| 0 | 不適用 | 0 | |
| 1 | 從未如此 | 179 | <div><div></div></div> 52.3% |
| 2 | 偶爾如此 | 124 | <div><div></div></div> 36.3% |
| 3 | 有時如此 | 30 | <div><div></div></div> 8.8% |
| 4 | 經常如此 | 8 | <div><div></div></div> 2.3% |
| 9 | 未填答 | 1 | <div><div></div></div> 0.3% |
| Warning: these figures indicate the number of cases found in the data file. They cannot be interpreted as summary statistics of the population of interest. | | | |
| # hstr40: 當婚姻需要協調時我會:用牽手或擁抱等方法來化解 | | | |
| Information | | [Type= discrete] [Format=numeric] [Range= 0-9] [Missing=*] | |
| Statistics [NW/ W] | | [Valid=342 /-] [Invalid=0 /-] | |
| Value | Label | Cases | Percentage |
| 0 | 不適用 | 0 | |
| 1 | 從未如此 | 83 | <div><div></div></div> 24.3% |
| 2 | 偶爾如此 | 156 | <div><div></div></div> 45.6% |
| 3 | 有時如此 | 72 | <div><div></div></div> 21.1% |
| 4 | 經常如此 | 30 | <div><div></div></div> 8.8% |
| 9 | 未填答 | 1 | <div><div></div></div> 0.3% |
| Warning: these figures indicate the number of cases found in the data file. They cannot be interpreted as summary statistics of the population of interest. | | | |
| # hstr41: 當婚姻需要協調時我會:折磨自己、對自己不好 | | | |
| Information | | [Type= discrete] [Format=numeric] [Range= 0-9] [Missing=*] | |
| Statistics [NW/ W] | | [Valid=342 /-] [Invalid=0 /-] | |
| Value | Label | Cases | Percentage |
| 0 | 不適用 | 0 | |
| 1 | 從未如此 | 287 | <div><div></div></div> 83.9% |
| 2 | 偶爾如此 | 45 | <div><div></div></div> 13.2% |
| 3 | 有時如此 | 8 | <div><div></div></div> 2.3% |
| 4 | 經常如此 | 1 | <div><div></div></div> 0.3% |
| 9 | 未填答 | 1 | <div><div></div></div> 0.3% |
| Warning: these figures indicate the number of cases found in the data file. They cannot be interpreted as summary statistics of the population of interest. | | | |

| # hstr42: 當婚姻需要協調時我會:接納太太的缺點 | | | |
|---|--|-------|------------------------------|
| Information | [Type= discrete] [Format=numeric] [Range= 0-9] [Missing=*] | | |
| Statistics [NW/ W] | [Valid=342 /-] [Invalid=0 /-] | | |
| Value | Label | Cases | Percentage |
| 0 | 不適用 | 0 | |
| 1 | 從未如此 | 35 | <div><div></div></div> 10.2% |
| 2 | 偶爾如此 | 129 | <div><div></div></div> 37.7% |
| 3 | 有時如此 | 128 | <div><div></div></div> 37.4% |
| 4 | 經常如此 | 49 | <div><div></div></div> 14.3% |
| 9 | 未填答 | 1 | <div><div></div></div> 0.3% |
| Warning: these figures indicate the number of cases found in the data file. They cannot be interpreted as summary statistics of the population of interest. | | | |
| # hstr43: 當婚姻需要協調時我會:體諒太太的難處 | | | |
| Information | [Type= discrete] [Format=numeric] [Range= 0-9] [Missing=*] | | |
| Statistics [NW/ W] | [Valid=342 /-] [Invalid=0 /-] | | |
| Value | Label | Cases | Percentage |
| 0 | 不適用 | 0 | |
| 1 | 從未如此 | 30 | <div><div></div></div> 8.8% |
| 2 | 偶爾如此 | 115 | <div><div></div></div> 33.6% |
| 3 | 有時如此 | 132 | <div><div></div></div> 38.6% |
| 4 | 經常如此 | 64 | <div><div></div></div> 18.7% |
| 9 | 未填答 | 1 | <div><div></div></div> 0.3% |
| Warning: these figures indicate the number of cases found in the data file. They cannot be interpreted as summary statistics of the population of interest. | | | |
| # hrec1: 太太實際給你多少幫助:理解我、肯定我的行為或想法 | | | |
| Information | [Type= discrete] [Format=numeric] [Range= 0-9] [Missing=*] | | |
| Statistics [NW/ W] | [Valid=342 /-] [Invalid=0 /-] | | |
| Value | Label | Cases | Percentage |
| 0 | 不適用 | 0 | |
| 1 | 完全沒提供 | 7 | <div><div></div></div> 2.0% |
| 2 | 提供了一些 | 142 | <div><div></div></div> 41.5% |
| 3 | 提供了還算多 | 119 | <div><div></div></div> 34.8% |
| 4 | 提供了很多 | 73 | <div><div></div></div> 21.3% |
| 9 | 未填答 | 1 | <div><div></div></div> 0.3% |
| Warning: these figures indicate the number of cases found in the data file. They cannot be interpreted as summary statistics of the population of interest. | | | |
| # hrec2: 太太實際給你多少幫助:當我忍耐不住、想說出心裡的話時,肯在身旁傾聽 | | | |
| Information | [Type= discrete] [Format=numeric] [Range= 0-9] [Missing=*] | | |
| Statistics [NW/ W] | [Valid=342 /-] [Invalid=0 /-] | | |
| Value | Label | Cases | Percentage |
| 0 | 不適用 | 0 | |
| 1 | 完全沒提供 | 7 | <div><div></div></div> 2.0% |
| 2 | 提供了一些 | 131 | <div><div></div></div> 38.3% |
| 3 | 提供了還算多 | 125 | <div><div></div></div> 36.5% |
| 4 | 提供了很多 | 78 | <div><div></div></div> 22.8% |
| 9 | 未填答 | 1 | <div><div></div></div> 0.3% |
| Warning: these figures indicate the number of cases found in the data file. They cannot be interpreted as summary statistics of the population of interest. | | | |

| # hrec3: 太太實際給你多少幫助:當我心情不好時,和我說說話、鼓勵鼓勵我 | | | |
|---|--|-------|------------------------------|
| Information | [Type= discrete] [Format=numeric] [Range= 0-9] [Missing=*] | | |
| Statistics [NW/ W] | [Valid=342 /-] [Invalid=0 /-] | | |
| Value | Label | Cases | Percentage |
| 0 | 不適用 | 0 | |
| 1 | 完全沒提供 | 10 | <div><div></div></div> 2.9% |
| 2 | 提供了一些 | 120 | <div><div></div></div> 35.1% |
| 3 | 提供了還算多 | 134 | <div><div></div></div> 39.2% |
| 4 | 提供了很多 | 77 | <div><div></div></div> 22.5% |
| 9 | 未填答 | 1 | <div><div></div></div> 0.3% |
| Warning: these figures indicate the number of cases found in the data file. They cannot be interpreted as summary statistics of the population of interest. | | | |
| # hrec4: 太太實際給你多少幫助:當我緊急需要一筆錢時,替我出或幫我想辦法 | | | |
| Information | [Type= discrete] [Format=numeric] [Range= 0-9] [Missing=*] | | |
| Statistics [NW/ W] | [Valid=342 /-] [Invalid=0 /-] | | |
| Value | Label | Cases | Percentage |
| 0 | 不適用 | 0 | |
| 1 | 完全沒提供 | 28 | <div><div></div></div> 8.2% |
| 2 | 提供了一些 | 120 | <div><div></div></div> 35.1% |
| 3 | 提供了還算多 | 118 | <div><div></div></div> 34.5% |
| 4 | 提供了很多 | 72 | <div><div></div></div> 21.1% |
| 9 | 未填答 | 4 | <div><div></div></div> 1.2% |
| Warning: these figures indicate the number of cases found in the data file. They cannot be interpreted as summary statistics of the population of interest. | | | |
| # hrec5: 太太實際給你多少幫助:只要有必要,不論是多重要、多貴的東西都會支援我 | | | |
| Information | [Type= discrete] [Format=numeric] [Range= 0-9] [Missing=*] | | |
| Statistics [NW/ W] | [Valid=342 /-] [Invalid=0 /-] | | |
| Value | Label | Cases | Percentage |
| 0 | 不適用 | 0 | |
| 1 | 完全沒提供 | 11 | <div><div></div></div> 3.2% |
| 2 | 提供了一些 | 133 | <div><div></div></div> 38.9% |
| 3 | 提供了還算多 | 120 | <div><div></div></div> 35.1% |
| 4 | 提供了很多 | 74 | <div><div></div></div> 21.6% |
| 9 | 未填答 | 4 | <div><div></div></div> 1.2% |
| Warning: these figures indicate the number of cases found in the data file. They cannot be interpreted as summary statistics of the population of interest. | | | |
| # hrec6: 太太實際給你多少幫助:協助我處理家裡日常事物、照料家人的日常生活 | | | |
| Information | [Type= discrete] [Format=numeric] [Range= 0-9] [Missing=*] | | |
| Statistics [NW/ W] | [Valid=342 /-] [Invalid=0 /-] | | |
| Value | Label | Cases | Percentage |
| 0 | 不適用 | 0 | |
| 1 | 完全沒提供 | 6 | <div><div></div></div> 1.8% |
| 2 | 提供了一些 | 67 | <div><div></div></div> 19.6% |
| 3 | 提供了還算多 | 140 | <div><div></div></div> 40.9% |
| 4 | 提供了很多 | 127 | <div><div></div></div> 37.1% |
| 9 | 未填答 | 2 | <div><div></div></div> 0.6% |
| Warning: these figures indicate the number of cases found in the data file. They cannot be interpreted as summary statistics of the population of interest. | | | |

| # hrec7: 太太實際給你多少幫助:當我身體不適時,幫忙照料家裡 | | | |
|---|--|-------|------------|
| Information | [Type= discrete] [Format=numeric] [Range= 0-9] [Missing=*] | | |
| Statistics [NW/ W] | [Valid=342 /-] [Invalid=0 /-] | | |
| Value | Label | Cases | Percentage |
| 0 | 不適用 | 0 | |
| 1 | 完全沒提供 | 3 | 0.9% |
| 2 | 提供了一些 | 51 | 14.9% |
| 3 | 提供了還算多 | 134 | 39.2% |
| 4 | 提供了很多 | 152 | 44.4% |
| 9 | 未填答 | 2 | 0.6% |
| Warning: these figures indicate the number of cases found in the data file. They cannot be interpreted as summary statistics of the population of interest. | | | |
| # hrec8: 太太實際給你多少幫助:當我遇到問題時,提供解決問題的經驗,給我參考 | | | |
| Information | [Type= discrete] [Format=numeric] [Range= 0-9] [Missing=*] | | |
| Statistics [NW/ W] | [Valid=342 /-] [Invalid=0 /-] | | |
| Value | Label | Cases | Percentage |
| 0 | 不適用 | 0 | |
| 1 | 完全沒提供 | 8 | 2.3% |
| 2 | 提供了一些 | 102 | 29.8% |
| 3 | 提供了還算多 | 137 | 40.1% |
| 4 | 提供了很多 | 94 | 27.5% |
| 9 | 未填答 | 1 | 0.3% |
| Warning: these figures indicate the number of cases found in the data file. They cannot be interpreted as summary statistics of the population of interest. | | | |
| # hrec9: 太太實際給你多少幫助:當我需要做決定時,和我商量、幫我出點子 | | | |
| Information | [Type= discrete] [Format=numeric] [Range= 0-9] [Missing=*] | | |
| Statistics [NW/ W] | [Valid=342 /-] [Invalid=0 /-] | | |
| Value | Label | Cases | Percentage |
| 0 | 不適用 | 0 | |
| 1 | 完全沒提供 | 9 | 2.6% |
| 2 | 提供了一些 | 100 | 29.2% |
| 3 | 提供了還算多 | 131 | 38.3% |
| 4 | 提供了很多 | 101 | 29.5% |
| 9 | 未填答 | 1 | 0.3% |
| Warning: these figures indicate the number of cases found in the data file. They cannot be interpreted as summary statistics of the population of interest. | | | |
| # hrec10: 太太實際給你多少幫助:對於我的所作所為,不批評好壞對錯,而是從客觀的角度提供意見、建議 | | | |
| Information | [Type= discrete] [Format=numeric] [Range= 0-9] [Missing=*] | | |
| Statistics [NW/ W] | [Valid=342 /-] [Invalid=0 /-] | | |
| Value | Label | Cases | Percentage |
| 0 | 不適用 | 0 | |
| 1 | 完全沒提供 | 7 | 2.0% |
| 2 | 提供了一些 | 141 | 41.2% |
| 3 | 提供了還算多 | 125 | 36.5% |
| 4 | 提供了很多 | 68 | 19.9% |
| 9 | 未填答 | 1 | 0.3% |
| Warning: these figures indicate the number of cases found in the data file. They cannot be interpreted as summary statistics of the population of interest. | | | |

| # hrec11: 幫忙管孩子、檢查功課(無子女者請圈0) | | | |
|---|--|-------|------------------------------|
| Information | [Type= discrete] [Format=numeric] [Range= 0-9] [Missing=*] | | |
| Statistics [NW/ W] | [Valid=342 /-] [Invalid=0 /-] | | |
| Value | Label | Cases | Percentage |
| 0 | 不適用 | 55 | <div><div></div></div> 16.1% |
| 1 | 完全沒提供 | 10 | <div><div></div></div> 2.9% |
| 2 | 提供了一些 | 74 | <div><div></div></div> 21.6% |
| 3 | 提供了還算多 | 86 | <div><div></div></div> 25.1% |
| 4 | 提供了很多 | 115 | <div><div></div></div> 33.6% |
| 9 | 未填答 | 2 | <div><div></div></div> 0.6% |
| Warning: these figures indicate the number of cases found in the data file. They cannot be interpreted as summary statistics of the population of interest. | | | |
| # hsupstr1: 提出解釋、說明理由,請她幫忙。 | | | |
| Information | [Type= discrete] [Format=numeric] [Range= 0-9] [Missing=*] | | |
| Statistics [NW/ W] | [Valid=342 /-] [Invalid=0 /-] | | |
| Value | Label | Cases | Percentage |
| 0 | 不適用 | 0 | |
| 1 | 從沒用過 | 13 | <div><div></div></div> 3.8% |
| 2 | 很少用 | 88 | <div><div></div></div> 25.7% |
| 3 | 有時用 | 159 | <div><div></div></div> 46.5% |
| 4 | 經常用 | 81 | <div><div></div></div> 23.7% |
| 9 | 未填答 | 1 | <div><div></div></div> 0.3% |
| Warning: these figures indicate the number of cases found in the data file. They cannot be interpreted as summary statistics of the population of interest. | | | |
| # hsupstr2: 單純直接地要她幫忙。 | | | |
| Information | [Type= discrete] [Format=numeric] [Range= 0-9] [Missing=*] | | |
| Statistics [NW/ W] | [Valid=342 /-] [Invalid=0 /-] | | |
| Value | Label | Cases | Percentage |
| 0 | 不適用 | 0 | |
| 1 | 從沒用過 | 9 | <div><div></div></div> 2.6% |
| 2 | 很少用 | 82 | <div><div></div></div> 24.0% |
| 3 | 有時用 | 164 | <div><div></div></div> 48.0% |
| 4 | 經常用 | 86 | <div><div></div></div> 25.1% |
| 9 | 未填答 | 1 | <div><div></div></div> 0.3% |
| Warning: these figures indicate the number of cases found in the data file. They cannot be interpreted as summary statistics of the population of interest. | | | |
| # hsupstr3: 以誠懇、謙虛、客氣、委婉的態度請她幫忙。 | | | |
| Information | [Type= discrete] [Format=numeric] [Range= 0-9] [Missing=*] | | |
| Statistics [NW/ W] | [Valid=342 /-] [Invalid=0 /-] | | |
| Value | Label | Cases | Percentage |
| 0 | 不適用 | 0 | |
| 1 | 從沒用過 | 12 | <div><div></div></div> 3.5% |
| 2 | 很少用 | 92 | <div><div></div></div> 26.9% |
| 3 | 有時用 | 166 | <div><div></div></div> 48.5% |
| 4 | 經常用 | 71 | <div><div></div></div> 20.8% |
| 9 | 未填答 | 1 | <div><div></div></div> 0.3% |
| Warning: these figures indicate the number of cases found in the data file. They cannot be interpreted as summary statistics of the population of interest. | | | |

| # hsupstr4: 不斷強調, 答應幫你忙, 對你來說是多麼重要的一件事。 | | | |
|---|--|-------|------------------------------|
| Information | [Type= discrete] [Format=numeric] [Range= 0-9] [Missing=*] | | |
| Statistics [NW/ W] | [Valid=342 /-] [Invalid=0 /-] | | |
| Value | Label | Cases | Percentage |
| 0 | 不適用 | 0 | |
| 1 | 從沒用過 | 46 | <div><div></div></div> 13.5% |
| 2 | 很少用 | 139 | <div><div></div></div> 40.6% |
| 3 | 有時用 | 120 | <div><div></div></div> 35.1% |
| 4 | 經常用 | 36 | <div><div></div></div> 10.5% |
| 9 | 未填答 | 1 | <div><div></div></div> 0.3% |
| Warning: these figures indicate the number of cases found in the data file. They cannot be interpreted as summary statistics of the population of interest. | | | |
| # hsupstr5: 擺出一副難看的臉色, 直到她答應幫忙為止。 | | | |
| Information | [Type= discrete] [Format=numeric] [Range= 0-9] [Missing=*] | | |
| Statistics [NW/ W] | [Valid=342 /-] [Invalid=0 /-] | | |
| Value | Label | Cases | Percentage |
| 0 | 不適用 | 0 | |
| 1 | 從沒用過 | 159 | <div><div></div></div> 46.5% |
| 2 | 很少用 | 140 | <div><div></div></div> 40.9% |
| 3 | 有時用 | 36 | <div><div></div></div> 10.5% |
| 4 | 經常用 | 6 | <div><div></div></div> 1.8% |
| 9 | 未填答 | 1 | <div><div></div></div> 0.3% |
| Warning: these figures indicate the number of cases found in the data file. They cannot be interpreted as summary statistics of the population of interest. | | | |
| # hsupstr6: 嚇嚇她、威脅她、強迫她答應幫忙。 | | | |
| Information | [Type= discrete] [Format=numeric] [Range= 0-9] [Missing=*] | | |
| Statistics [NW/ W] | [Valid=342 /-] [Invalid=0 /-] | | |
| Value | Label | Cases | Percentage |
| 0 | 不適用 | 0 | |
| 1 | 從沒用過 | 263 | <div><div></div></div> 76.9% |
| 2 | 很少用 | 61 | <div><div></div></div> 17.8% |
| 3 | 有時用 | 13 | <div><div></div></div> 3.8% |
| 4 | 經常用 | 4 | <div><div></div></div> 1.2% |
| 9 | 未填答 | 1 | <div><div></div></div> 0.3% |
| Warning: these figures indicate the number of cases found in the data file. They cannot be interpreted as summary statistics of the population of interest. | | | |
| # hsupstr7: 擺低姿勢來請她幫忙。 | | | |
| Information | [Type= discrete] [Format=numeric] [Range= 0-9] [Missing=*] | | |
| Statistics [NW/ W] | [Valid=342 /-] [Invalid=0 /-] | | |
| Value | Label | Cases | Percentage |
| 0 | 不適用 | 0 | |
| 1 | 從沒用過 | 113 | <div><div></div></div> 33.0% |
| 2 | 很少用 | 113 | <div><div></div></div> 33.0% |
| 3 | 有時用 | 100 | <div><div></div></div> 29.2% |
| 4 | 經常用 | 15 | <div><div></div></div> 4.4% |
| 9 | 未填答 | 1 | <div><div></div></div> 0.3% |
| Warning: these figures indicate the number of cases found in the data file. They cannot be interpreted as summary statistics of the population of interest. | | | |

| # hsupstr8: 用撒嬌的方式要她幫忙。 | | | |
|---|--|-------|-------------------|
| Information | [Type= discrete] [Format=numeric] [Range= 0-9] [Missing=*] | | |
| Statistics [NW/ W] | [Valid=342 /-] [Invalid=0 /-] | | |
| Value | Label | Cases | Percentage |
| 0 | 不適用 | 0 | |
| 1 | 從沒用過 | 109 | <div></div> 31.9% |
| 2 | 很少用 | 121 | <div></div> 35.4% |
| 3 | 有時用 | 95 | <div></div> 27.8% |
| 4 | 經常用 | 16 | <div></div> 4.7% |
| 9 | 未填答 | 1 | <div></div> 0.3% |
| Warning: these figures indicate the number of cases found in the data file. They cannot be interpreted as summary statistics of the population of interest. | | | |
| # hsupstr9: 裝可憐,引起她的同情心來幫你忙。 | | | |
| Information | [Type= discrete] [Format=numeric] [Range= 0-9] [Missing=*] | | |
| Statistics [NW/ W] | [Valid=342 /-] [Invalid=0 /-] | | |
| Value | Label | Cases | Percentage |
| 0 | 不適用 | 0 | |
| 1 | 從沒用過 | 153 | <div></div> 44.7% |
| 2 | 很少用 | 122 | <div></div> 35.7% |
| 3 | 有時用 | 57 | <div></div> 16.7% |
| 4 | 經常用 | 9 | <div></div> 2.6% |
| 9 | 未填答 | 1 | <div></div> 0.3% |
| Warning: these figures indicate the number of cases found in the data file. They cannot be interpreted as summary statistics of the population of interest. | | | |
| # hsupstr10: 特別表現出迷人的一面,讓她無法拒絕幫忙。 | | | |
| Information | [Type= discrete] [Format=numeric] [Range= 0-9] [Missing=*] | | |
| Statistics [NW/ W] | [Valid=342 /-] [Invalid=0 /-] | | |
| Value | Label | Cases | Percentage |
| 0 | 不適用 | 0 | |
| 1 | 從沒用過 | 154 | <div></div> 45.0% |
| 2 | 很少用 | 122 | <div></div> 35.7% |
| 3 | 有時用 | 54 | <div></div> 15.8% |
| 4 | 經常用 | 10 | <div></div> 2.9% |
| 9 | 未填答 | 2 | <div></div> 0.6% |
| Warning: these figures indicate the number of cases found in the data file. They cannot be interpreted as summary statistics of the population of interest. | | | |
| # hsupstr11: 找一些藉口,要她幫忙。 | | | |
| Information | [Type= discrete] [Format=numeric] [Range= 0-9] [Missing=*] | | |
| Statistics [NW/ W] | [Valid=342 /-] [Invalid=0 /-] | | |
| Value | Label | Cases | Percentage |
| 0 | 不適用 | 0 | |
| 1 | 從沒用過 | 111 | <div></div> 32.5% |
| 2 | 很少用 | 146 | <div></div> 42.7% |
| 3 | 有時用 | 74 | <div></div> 21.6% |
| 4 | 經常用 | 10 | <div></div> 2.9% |
| 9 | 未填答 | 1 | <div></div> 0.3% |
| Warning: these figures indicate the number of cases found in the data file. They cannot be interpreted as summary statistics of the population of interest. | | | |

| # hsupstr12: 以暗示的方式, 要她幫忙。 | | | |
|---|--|-------|------------------------------|
| Information | [Type= discrete] [Format=numeric] [Range= 0-9] [Missing=*] | | |
| Statistics [NW/ W] | [Valid=342 /-] [Invalid=0 /-] | | |
| Value | Label | Cases | Percentage |
| 0 | 不適用 | 0 | |
| 1 | 從沒用過 | 104 | <div><div></div></div> 30.4% |
| 2 | 很少用 | 152 | <div><div></div></div> 44.4% |
| 3 | 有時用 | 78 | <div><div></div></div> 22.8% |
| 4 | 經常用 | 7 | <div><div></div></div> 2.0% |
| 9 | 未填答 | 1 | <div><div></div></div> 0.3% |
| Warning: these figures indicate the number of cases found in the data file. They cannot be interpreted as summary statistics of the population of interest. | | | |
| # hsupstr13: 用說服的方式來讓她答應幫忙。 | | | |
| Information | [Type= discrete] [Format=numeric] [Range= 0-9] [Missing=*] | | |
| Statistics [NW/ W] | [Valid=342 /-] [Invalid=0 /-] | | |
| Value | Label | Cases | Percentage |
| 0 | 不適用 | 0 | |
| 1 | 從沒用過 | 60 | <div><div></div></div> 17.5% |
| 2 | 很少用 | 113 | <div><div></div></div> 33.0% |
| 3 | 有時用 | 144 | <div><div></div></div> 42.1% |
| 4 | 經常用 | 23 | <div><div></div></div> 6.7% |
| 9 | 未填答 | 2 | <div><div></div></div> 0.6% |
| Warning: these figures indicate the number of cases found in the data file. They cannot be interpreted as summary statistics of the population of interest. | | | |
| # hsupstr14: 請她站在你的立場想, 答應幫你的忙。 | | | |
| Information | [Type= discrete] [Format=numeric] [Range= 0-9] [Missing=*] | | |
| Statistics [NW/ W] | [Valid=342 /-] [Invalid=0 /-] | | |
| Value | Label | Cases | Percentage |
| 0 | 不適用 | 0 | |
| 1 | 從沒用過 | 53 | <div><div></div></div> 15.5% |
| 2 | 很少用 | 120 | <div><div></div></div> 35.1% |
| 3 | 有時用 | 145 | <div><div></div></div> 42.4% |
| 4 | 經常用 | 23 | <div><div></div></div> 6.7% |
| 9 | 未填答 | 1 | <div><div></div></div> 0.3% |
| Warning: these figures indicate the number of cases found in the data file. They cannot be interpreted as summary statistics of the population of interest. | | | |
| # hsupstr15: 找跟她感情好的親友代為出面, 請她幫忙。 | | | |
| Information | [Type= discrete] [Format=numeric] [Range= 0-9] [Missing=*] | | |
| Statistics [NW/ W] | [Valid=342 /-] [Invalid=0 /-] | | |
| Value | Label | Cases | Percentage |
| 0 | 不適用 | 0 | |
| 1 | 從沒用過 | 238 | <div><div></div></div> 69.6% |
| 2 | 很少用 | 73 | <div><div></div></div> 21.3% |
| 3 | 有時用 | 22 | <div><div></div></div> 6.4% |
| 4 | 經常用 | 8 | <div><div></div></div> 2.3% |
| 9 | 未填答 | 1 | <div><div></div></div> 0.3% |
| Warning: these figures indicate the number of cases found in the data file. They cannot be interpreted as summary statistics of the population of interest. | | | |

| # hsupstr16: 告訴她, 別人的太太大概都會願意幫忙, 請她效法。 | | | |
|---|--|-------|------------------------------|
| Information | [Type= discrete] [Format=numeric] [Range= 0-9] [Missing=*] | | |
| Statistics [NW/ W] | [Valid=342 /-] [Invalid=0 /-] | | |
| Value | Label | Cases | Percentage |
| 0 | 不適用 | 0 | |
| 1 | 從沒用過 | 205 | <div><div></div></div> 59.9% |
| 2 | 很少用 | 106 | <div><div></div></div> 31.0% |
| 3 | 有時用 | 28 | <div><div></div></div> 8.2% |
| 4 | 經常用 | 2 | <div><div></div></div> 0.6% |
| 9 | 未填答 | 1 | <div><div></div></div> 0.3% |
| Warning: these figures indicate the number of cases found in the data file. They cannot be interpreted as summary statistics of the population of interest. | | | |
| # hsupstr17: 製造一個好幾個人在場的情境, 讓她不好意思不幫忙。 | | | |
| Information | [Type= discrete] [Format=numeric] [Range= 0-9] [Missing=*] | | |
| Statistics [NW/ W] | [Valid=342 /-] [Invalid=0 /-] | | |
| Value | Label | Cases | Percentage |
| 0 | 不適用 | 0 | |
| 1 | 從沒用過 | 233 | <div><div></div></div> 68.1% |
| 2 | 很少用 | 83 | <div><div></div></div> 24.3% |
| 3 | 有時用 | 24 | <div><div></div></div> 7.0% |
| 4 | 經常用 | 1 | <div><div></div></div> 0.3% |
| 9 | 未填答 | 1 | <div><div></div></div> 0.3% |
| Warning: these figures indicate the number of cases found in the data file. They cannot be interpreted as summary statistics of the population of interest. | | | |

| # hsupstr18: 選個好時機, 趁她心情好或是趁客人在場時, 要求她幫忙。 | | | |
|---|--|-------|------------------------------|
| Information | [Type= discrete] [Format=numeric] [Range= 0-9] [Missing=*] | | |
| Statistics [NW/ W] | [Valid=342 /-] [Invalid=0 /-] | | |
| Value | Label | Cases | Percentage |
| 0 | 不適用 | 0 | |
| 1 | 從沒用過 | 181 | <div><div></div></div> 52.9% |
| 2 | 很少用 | 103 | <div><div></div></div> 30.1% |
| 3 | 有時用 | 52 | <div><div></div></div> 15.2% |
| 4 | 經常用 | 5 | <div><div></div></div> 1.5% |
| 9 | 未填答 | 1 | <div><div></div></div> 0.3% |
| Warning: these figures indicate the number of cases found in the data file. They cannot be interpreted as summary statistics of the population of interest. | | | |
| # hsupstr19: 先送東西給她或先請客, 然後再要她幫忙。 | | | |
| Information | [Type= discrete] [Format=numeric] [Range= 0-9] [Missing=*] | | |
| Statistics [NW/ W] | [Valid=342 /-] [Invalid=0 /-] | | |
| Value | Label | Cases | Percentage |
| 0 | 不適用 | 0 | |
| 1 | 從沒用過 | 184 | <div><div></div></div> 53.8% |
| 2 | 很少用 | 113 | <div><div></div></div> 33.0% |
| 3 | 有時用 | 42 | <div><div></div></div> 12.3% |
| 4 | 經常用 | 2 | <div><div></div></div> 0.6% |
| 9 | 未填答 | 1 | <div><div></div></div> 0.3% |
| Warning: these figures indicate the number of cases found in the data file. They cannot be interpreted as summary statistics of the population of interest. | | | |
| # hsupstr20: 提出某些交換條件, 要她幫忙。 | | | |
| Information | [Type= discrete] [Format=numeric] [Range= 0-9] [Missing=*] | | |
| Statistics [NW/ W] | [Valid=342 /-] [Invalid=0 /-] | | |
| Value | Label | Cases | Percentage |
| 0 | 不適用 | 0 | |
| 1 | 從沒用過 | 176 | <div><div></div></div> 51.5% |
| 2 | 很少用 | 106 | <div><div></div></div> 31.0% |
| 3 | 有時用 | 55 | <div><div></div></div> 16.1% |
| 4 | 經常用 | 4 | <div><div></div></div> 1.2% |
| 9 | 未填答 | 1 | <div><div></div></div> 0.3% |
| Warning: these figures indicate the number of cases found in the data file. They cannot be interpreted as summary statistics of the population of interest. | | | |
| # hsupstr21: 告訴她, 如果答應幫忙, 就買東西給她、或請她客。 | | | |
| Information | [Type= discrete] [Format=numeric] [Range= 0-9] [Missing=*] | | |
| Statistics [NW/ W] | [Valid=342 /-] [Invalid=0 /-] | | |
| Value | Label | Cases | Percentage |
| 0 | 不適用 | 0 | |
| 1 | 從沒用過 | 179 | <div><div></div></div> 52.3% |
| 2 | 很少用 | 115 | <div><div></div></div> 33.6% |
| 3 | 有時用 | 43 | <div><div></div></div> 12.6% |
| 4 | 經常用 | 3 | <div><div></div></div> 0.9% |
| 9 | 未填答 | 2 | <div><div></div></div> 0.6% |
| Warning: these figures indicate the number of cases found in the data file. They cannot be interpreted as summary statistics of the population of interest. | | | |







| # hsupstr22: 就算有點違背自己的本意,也會做一些討好巴結她的事,討她歡心,然後要她幫忙。 | | | |
|---|--|-------|------------------------------|
| Information | [Type= discrete] [Format=numeric] [Range= 0-9] [Missing=*] | | |
| Statistics [NW/ W] | [Valid=342 /-] [Invalid=0 /-] | | |
| Value | Label | Cases | Percentage |
| 0 | 不適用 | 0 | |
| 1 | 從沒用過 | 184 | <div><div></div></div> 53.8% |
| 2 | 很少用 | 114 | <div><div></div></div> 33.3% |
| 3 | 有時用 | 38 | <div><div></div></div> 11.1% |
| 4 | 經常用 | 5 | <div><div></div></div> 1.5% |
| 9 | 未填答 | 1 | <div><div></div></div> 0.3% |
| Warning: these figures indicate the number of cases found in the data file. They cannot be interpreted as summary statistics of the population of interest. | | | |
| # hsupstr23: 告訴她,若不肯幫忙的話,就要懲罰她。 | | | |
| Information | [Type= discrete] [Format=numeric] [Range= 0-9] [Missing=*] | | |
| Statistics [NW/ W] | [Valid=342 /-] [Invalid=0 /-] | | |
| Value | Label | Cases | Percentage |
| 0 | 不適用 | 0 | |
| 1 | 從沒用過 | 290 | <div><div></div></div> 84.8% |
| 2 | 很少用 | 45 | <div><div></div></div> 13.2% |
| 3 | 有時用 | 5 | <div><div></div></div> 1.5% |
| 4 | 經常用 | 1 | <div><div></div></div> 0.3% |
| 9 | 未填答 | 1 | <div><div></div></div> 0.3% |
| Warning: these figures indicate the number of cases found in the data file. They cannot be interpreted as summary statistics of the population of interest. | | | |
| # hsupstr24: 不斷死纏、做一些讓她煩的事,直到她不得不幫忙為止。 | | | |
| Information | [Type= discrete] [Format=numeric] [Range= 0-9] [Missing=*] | | |
| Statistics [NW/ W] | [Valid=342 /-] [Invalid=0 /-] | | |
| Value | Label | Cases | Percentage |
| 0 | 不適用 | 0 | |
| 1 | 從沒用過 | 253 | <div><div></div></div> 74.0% |
| 2 | 很少用 | 65 | <div><div></div></div> 19.0% |
| 3 | 有時用 | 22 | <div><div></div></div> 6.4% |
| 4 | 經常用 | 1 | <div><div></div></div> 0.3% |
| 9 | 未填答 | 1 | <div><div></div></div> 0.3% |
| Warning: these figures indicate the number of cases found in the data file. They cannot be interpreted as summary statistics of the population of interest. | | | |
| # hsupstr25: 以發脾氣的方式要她幫忙。 | | | |
| Information | [Type= discrete] [Format=numeric] [Range= 0-9] [Missing=*] | | |
| Statistics [NW/ W] | [Valid=342 /-] [Invalid=0 /-] | | |
| Value | Label | Cases | Percentage |
| 0 | 不適用 | 0 | |
| 1 | 從沒用過 | 251 | <div><div></div></div> 73.4% |
| 2 | 很少用 | 70 | <div><div></div></div> 20.5% |
| 3 | 有時用 | 15 | <div><div></div></div> 4.4% |
| 4 | 經常用 | 5 | <div><div></div></div> 1.5% |
| 9 | 未填答 | 1 | <div><div></div></div> 0.3% |
| Warning: these figures indicate the number of cases found in the data file. They cannot be interpreted as summary statistics of the population of interest. | | | |

| # hsupstr26: 用命令的方式要她幫忙。 | | | |
|---|--|-------|------------------------------|
| Information | [Type= discrete] [Format=numeric] [Range= 0-9] [Missing=*] | | |
| Statistics [NW/ W] | [Valid=342 /-] [Invalid=0 /-] | | |
| Value | Label | Cases | Percentage |
| 0 | 不適用 | 0 | |
| 1 | 從沒用過 | 253 | <div><div></div></div> 74.0% |
| 2 | 很少用 | 64 | <div><div></div></div> 18.7% |
| 3 | 有時用 | 19 | <div><div></div></div> 5.6% |
| 4 | 經常用 | 5 | <div><div></div></div> 1.5% |
| 9 | 未填答 | 1 | <div><div></div></div> 0.3% |
| Warning: these figures indicate the number of cases found in the data file. They cannot be interpreted as summary statistics of the population of interest. | | | |
| # hsupstr27: 稱讚她, 然後請她幫忙。 | | | |
| Information | [Type= discrete] [Format=numeric] [Range= 0-9] [Missing=*] | | |
| Statistics [NW/ W] | [Valid=342 /-] [Invalid=0 /-] | | |
| Value | Label | Cases | Percentage |
| 0 | 不適用 | 0 | |
| 1 | 從沒用過 | 106 | <div><div></div></div> 31.0% |
| 2 | 很少用 | 140 | <div><div></div></div> 40.9% |
| 3 | 有時用 | 80 | <div><div></div></div> 23.4% |
| 4 | 經常用 | 14 | <div><div></div></div> 4.1% |
| 9 | 未填答 | 2 | <div><div></div></div> 0.6% |
| Warning: these figures indicate the number of cases found in the data file. They cannot be interpreted as summary statistics of the population of interest. | | | |
| # hsupstr28: 把氣氛弄好, 然後說出你要她幫的忙。 | | | |
| Information | [Type= discrete] [Format=numeric] [Range= 0-9] [Missing=*] | | |
| Statistics [NW/ W] | [Valid=342 /-] [Invalid=0 /-] | | |
| Value | Label | Cases | Percentage |
| 0 | 不適用 | 0 | |
| 1 | 從沒用過 | 103 | <div><div></div></div> 30.1% |
| 2 | 很少用 | 127 | <div><div></div></div> 37.1% |
| 3 | 有時用 | 98 | <div><div></div></div> 28.7% |
| 4 | 經常用 | 13 | <div><div></div></div> 3.8% |
| 9 | 未填答 | 1 | <div><div></div></div> 0.3% |
| Warning: these figures indicate the number of cases found in the data file. They cannot be interpreted as summary statistics of the population of interest. | | | |
| # hsupstr29: 找她或你的父母代為出面說。 | | | |
| Information | [Type= discrete] [Format=numeric] [Range= 0-9] [Missing=*] | | |
| Statistics [NW/ W] | [Valid=342 /-] [Invalid=0 /-] | | |
| Value | Label | Cases | Percentage |
| 0 | 不適用 | 0 | |
| 1 | 從沒用過 | 281 | <div><div></div></div> 82.2% |
| 2 | 很少用 | 48 | <div><div></div></div> 14.0% |
| 3 | 有時用 | 10 | <div><div></div></div> 2.9% |
| 4 | 經常用 | 1 | <div><div></div></div> 0.3% |
| 9 | 未填答 | 2 | <div><div></div></div> 0.6% |
| Warning: these figures indicate the number of cases found in the data file. They cannot be interpreted as summary statistics of the population of interest. | | | |

hsupstr30: 叫孩子去對她說(無子女者請圈0)。

Information [Type= discrete] [Format=numeric] [Range= 0-9] [Missing=*]

Statistics [NW/ W] [Valid=342 /-] [Invalid=0 /-]





| Value | Label | Cases | Percentage |
|-------|-------|-------|---|
| 0 | 不適用 | 47 |  13.7% |
| 1 | 從沒用過 | 178 |  52.0% |
| 2 | 很少用 | 83 |  24.3% |
| 3 | 有時用 | 29 |  8.5% |
| 4 | 經常用 | 4 |  1.2% |
| 9 | 未填答 | 1 |  0.3% |

Warning: these figures indicate the number of cases found in the data file. They cannot be interpreted as summary statistics of the population of interest.

hpro1: 理解她、肯定她的行為或想法

Information [Type= discrete] [Format=numeric] [Range= 0-9] [Missing=*]

Statistics [NW/ W] [Valid=342 /-] [Invalid=0 /-]





| Value | Label | Cases | Percentage |
|-------|--------|-------|---|
| 0 | 不適用 | 0 | |
| 1 | 完全沒提供 | 11 |  3.2% |
| 2 | 提供了一些 | 155 |  45.3% |
| 3 | 提供了還算多 | 127 |  37.1% |
| 4 | 提供了很多 | 49 |  14.3% |
| 9 | 未填答 | 0 | |

Warning: these figures indicate the number of cases found in the data file. They cannot be interpreted as summary statistics of the population of interest.

hpro2: 當她忍耐不住、想說出心裡的話時,肯在身旁傾聽

Information [Type= discrete] [Format=numeric] [Range= 0-9] [Missing=*]

Statistics [NW/ W] [Valid=342 /-] [Invalid=0 /-]






| Value | Label | Cases | Percentage |
|-------|--------|-------|---|
| 0 | 不適用 | 0 | |
| 1 | 完全沒提供 | 8 |  2.3% |
| 2 | 提供了一些 | 123 |  36.0% |
| 3 | 提供了還算多 | 138 |  40.4% |
| 4 | 提供了很多 | 73 |  21.3% |
| 9 | 未填答 | 0 | |

Warning: these figures indicate the number of cases found in the data file. They cannot be interpreted as summary statistics of the population of interest.

hpro3: 當她心情不好時,和她說說話、鼓勵鼓勵她

Information [Type= discrete] [Format=numeric] [Range= 0-9] [Missing=*]

Statistics [NW/ W] [Valid=342 /-] [Invalid=0 /-]

| Value | Label | Cases | Percentage |
|-------|--------|-------|---|
| 0 | 不適用 | 0 | |
| 1 | 完全沒提供 | 10 |  2.9% |
| 2 | 提供了一些 | 126 |  36.8% |
| 3 | 提供了還算多 | 128 |  37.4% |
| 4 | 提供了很多 | 77 |  22.5% |
| 9 | 未填答 | 1 |  0.3% |

Warning: these figures indicate the number of cases found in the data file. They cannot be interpreted as summary statistics of the population of interest.

| # hpro4: 當她緊急需要一筆錢時, 替她出或幫她想辦法 | | | |
|---|--|-------|------------------------------|
| Information | [Type= discrete] [Format=numeric] [Range= 0-9] [Missing=*] | | |
| Statistics [NW/ W] | [Valid=342 /-] [Invalid=0 /-] | | |
| Value | Label | Cases | Percentage |
| 0 | 不適用 | 0 | |
| 1 | 完全沒提供 | 16 | <div><div></div></div> 4.7% |
| 2 | 提供了一些 | 120 | <div><div></div></div> 35.1% |
| 3 | 提供了還算多 | 122 | <div><div></div></div> 35.7% |
| 4 | 提供了很多 | 80 | <div><div></div></div> 23.4% |
| 9 | 未填答 | 4 | <div><div></div></div> 1.2% |
| Warning: these figures indicate the number of cases found in the data file. They cannot be interpreted as summary statistics of the population of interest. | | | |
| # hpro5: 只要有必要, 不論是多重要、多貴的東西都會支援她 | | | |
| Information | [Type= discrete] [Format=numeric] [Range= 0-9] [Missing=*] | | |
| Statistics [NW/ W] | [Valid=342 /-] [Invalid=0 /-] | | |
| Value | Label | Cases | Percentage |
| 0 | 不適用 | 0 | |
| 1 | 完全沒提供 | 13 | <div><div></div></div> 3.8% |
| 2 | 提供了一些 | 114 | <div><div></div></div> 33.3% |
| 3 | 提供了還算多 | 122 | <div><div></div></div> 35.7% |
| 4 | 提供了很多 | 91 | <div><div></div></div> 26.6% |
| 9 | 未填答 | 2 | <div><div></div></div> 0.6% |
| Warning: these figures indicate the number of cases found in the data file. They cannot be interpreted as summary statistics of the population of interest. | | | |
| # hpro6: 協助她處理家裡日常事物、照料家人的日常生活 | | | |
| Information | [Type= discrete] [Format=numeric] [Range= 0-9] [Missing=*] | | |
| Statistics [NW/ W] | [Valid=342 /-] [Invalid=0 /-] | | |
| Value | Label | Cases | Percentage |
| 0 | 不適用 | 0 | |
| 1 | 完全沒提供 | 6 | <div><div></div></div> 1.8% |
| 2 | 提供了一些 | 119 | <div><div></div></div> 34.8% |
| 3 | 提供了還算多 | 130 | <div><div></div></div> 38.0% |
| 4 | 提供了很多 | 87 | <div><div></div></div> 25.4% |
| 9 | 未填答 | 0 | |
| Warning: these figures indicate the number of cases found in the data file. They cannot be interpreted as summary statistics of the population of interest. | | | |
| # hpro7: 當她身體不適時, 幫忙照料家裡 | | | |
| Information | [Type= discrete] [Format=numeric] [Range= 0-9] [Missing=*] | | |
| Statistics [NW/ W] | [Valid=342 /-] [Invalid=0 /-] | | |
| Value | Label | Cases | Percentage |
| 0 | 不適用 | 0 | |
| 1 | 完全沒提供 | 5 | <div><div></div></div> 1.5% |
| 2 | 提供了一些 | 75 | <div><div></div></div> 21.9% |
| 3 | 提供了還算多 | 153 | <div><div></div></div> 44.7% |
| 4 | 提供了很多 | 109 | <div><div></div></div> 31.9% |
| 9 | 未填答 | 0 | |
| Warning: these figures indicate the number of cases found in the data file. They cannot be interpreted as summary statistics of the population of interest. | | | |

| # hpro8: 當她遇到問題時, 提供解決問題的經驗, 給她參考 | | | |
|---|--|-------|------------------------------|
| Information | [Type= discrete] [Format=numeric] [Range= 0-9] [Missing=*] | | |
| Statistics [NW/ W] | [Valid=342 /-] [Invalid=0 /-] | | |
| Value | Label | Cases | Percentage |
| 0 | 不適用 | 0 | |
| 1 | 完全沒提供 | 7 | <div><div></div></div> 2.0% |
| 2 | 提供了一些 | 94 | <div><div></div></div> 27.5% |
| 3 | 提供了還算多 | 148 | <div><div></div></div> 43.3% |
| 4 | 提供了很多 | 93 | <div><div></div></div> 27.2% |
| 9 | 未填答 | 0 | |
| Warning: these figures indicate the number of cases found in the data file. They cannot be interpreted as summary statistics of the population of interest. | | | |
| # hpro9: 當她需要做決定時, 和她商量、幫她出點子 | | | |
| Information | [Type= discrete] [Format=numeric] [Range= 0-9] [Missing=*] | | |
| Statistics [NW/ W] | [Valid=342 /-] [Invalid=0 /-] | | |
| Value | Label | Cases | Percentage |
| 0 | 不適用 | 0 | |
| 1 | 完全沒提供 | 11 | <div><div></div></div> 3.2% |
| 2 | 提供了一些 | 90 | <div><div></div></div> 26.3% |
| 3 | 提供了還算多 | 148 | <div><div></div></div> 43.3% |
| 4 | 提供了很多 | 93 | <div><div></div></div> 27.2% |
| 9 | 未填答 | 0 | |
| Warning: these figures indicate the number of cases found in the data file. They cannot be interpreted as summary statistics of the population of interest. | | | |
| # hpro10: 對於她的所作所為, 不批評好壞對錯, 而是從客觀的角度提供意見、建議 | | | |
| Information | [Type= discrete] [Format=numeric] [Range= 0-9] [Missing=*] | | |
| Statistics [NW/ W] | [Valid=342 /-] [Invalid=0 /-] | | |
| Value | Label | Cases | Percentage |
| 0 | 不適用 | 0 | |
| 1 | 完全沒提供 | 11 | <div><div></div></div> 3.2% |
| 2 | 提供了一些 | 124 | <div><div></div></div> 36.3% |
| 3 | 提供了還算多 | 148 | <div><div></div></div> 43.3% |
| 4 | 提供了很多 | 59 | <div><div></div></div> 17.3% |
| 9 | 未填答 | 0 | |
| Warning: these figures indicate the number of cases found in the data file. They cannot be interpreted as summary statistics of the population of interest. | | | |
| # hpro11: 幫忙管孩子、檢查功課(無子女者請圈0) | | | |
| Information | [Type= discrete] [Format=numeric] [Range= 0-9] [Missing=*] | | |
| Statistics [NW/ W] | [Valid=342 /-] [Invalid=0 /-] | | |
| Value | Label | Cases | Percentage |
| 0 | 不適用 | 55 | <div><div></div></div> 16.1% |
| 1 | 完全沒提供 | 25 | <div><div></div></div> 7.3% |
| 2 | 提供了一些 | 119 | <div><div></div></div> 34.8% |
| 3 | 提供了還算多 | 84 | <div><div></div></div> 24.6% |
| 4 | 提供了很多 | 58 | <div><div></div></div> 17.0% |
| 9 | 未填答 | 1 | <div><div></div></div> 0.3% |
| Warning: these figures indicate the number of cases found in the data file. They cannot be interpreted as summary statistics of the population of interest. | | | |

| # hbadme1: 太太對您:不關心我。 | | | |
|---|--|-------|------------------------------|
| Information | [Type= discrete] [Format=numeric] [Range= 0-9] [Missing=*] | | |
| Statistics [NW/ W] | [Valid=342 /-] [Invalid=0 /-] | | |
| Value | Label | Cases | Percentage |
| 0 | 不適用 | 0 | |
| 1 | 從不如此 | 217 | <div><div></div></div> 63.5% |
| 2 | 偶爾如此 | 94 | <div><div></div></div> 27.5% |
| 3 | 有時如此 | 25 | <div><div></div></div> 7.3% |
| 4 | 經常如此 | 6 | <div><div></div></div> 1.8% |
| 9 | 未填答 | 0 | |
| Warning: these figures indicate the number of cases found in the data file. They cannot be interpreted as summary statistics of the population of interest. | | | |
| # hbadme2: 太太對您:忽視我的感受。 | | | |
| Information | [Type= discrete] [Format=numeric] [Range= 0-9] [Missing=*] | | |
| Statistics [NW/ W] | [Valid=342 /-] [Invalid=0 /-] | | |
| Value | Label | Cases | Percentage |
| 0 | 不適用 | 0 | |
| 1 | 從不如此 | 168 | <div><div></div></div> 49.1% |
| 2 | 偶爾如此 | 139 | <div><div></div></div> 40.6% |
| 3 | 有時如此 | 28 | <div><div></div></div> 8.2% |
| 4 | 經常如此 | 7 | <div><div></div></div> 2.0% |
| 9 | 未填答 | 0 | |
| Warning: these figures indicate the number of cases found in the data file. They cannot be interpreted as summary statistics of the population of interest. | | | |
| # hbadme3: 太太對您:不體貼我。 | | | |
| Information | [Type= discrete] [Format=numeric] [Range= 0-9] [Missing=*] | | |
| Statistics [NW/ W] | [Valid=342 /-] [Invalid=0 /-] | | |
| Value | Label | Cases | Percentage |
| 0 | 不適用 | 0 | |
| 1 | 從不如此 | 181 | <div><div></div></div> 52.9% |
| 2 | 偶爾如此 | 132 | <div><div></div></div> 38.6% |
| 3 | 有時如此 | 25 | <div><div></div></div> 7.3% |
| 4 | 經常如此 | 4 | <div><div></div></div> 1.2% |
| 9 | 未填答 | 0 | |
| Warning: these figures indicate the number of cases found in the data file. They cannot be interpreted as summary statistics of the population of interest. | | | |
| # hbadme4: 太太對您:不想和我在一起。 | | | |
| Information | [Type= discrete] [Format=numeric] [Range= 0-9] [Missing=*] | | |
| Statistics [NW/ W] | [Valid=342 /-] [Invalid=0 /-] | | |
| Value | Label | Cases | Percentage |
| 0 | 不適用 | 0 | |
| 1 | 從不如此 | 239 | <div><div></div></div> 69.9% |
| 2 | 偶爾如此 | 80 | <div><div></div></div> 23.4% |
| 3 | 有時如此 | 19 | <div><div></div></div> 5.6% |
| 4 | 經常如此 | 3 | <div><div></div></div> 0.9% |
| 9 | 未填答 | 1 | <div><div></div></div> 0.3% |
| Warning: these figures indicate the number of cases found in the data file. They cannot be interpreted as summary statistics of the population of interest. | | | |

| # hbadme5: 太太對您:跟我吵架。 | | | |
|---|--|-------|-------------------|
| Information | [Type= discrete] [Format=numeric] [Range= 0-9] [Missing=*] | | |
| Statistics [NW/ W] | [Valid=342 /-] [Invalid=0 /-] | | |
| Value | Label | Cases | Percentage |
| 0 | 不適用 | 0 | |
| 1 | 從不如此 | 146 | <div></div> 42.7% |
| 2 | 偶爾如此 | 153 | <div></div> 44.7% |
| 3 | 有時如此 | 38 | <div></div> 11.1% |
| 4 | 經常如此 | 5 | <div></div> 1.5% |
| 9 | 未填答 | 0 | |
| Warning: these figures indicate the number of cases found in the data file. They cannot be interpreted as summary statistics of the population of interest. | | | |
| # hbadme6: 太太對您:對我動粗。 | | | |
| Information | [Type= discrete] [Format=numeric] [Range= 0-9] [Missing=*] | | |
| Statistics [NW/ W] | [Valid=342 /-] [Invalid=0 /-] | | |
| Value | Label | Cases | Percentage |
| 0 | 不適用 | 0 | |
| 1 | 從不如此 | 318 | <div></div> 93.0% |
| 2 | 偶爾如此 | 17 | <div></div> 5.0% |
| 3 | 有時如此 | 6 | <div></div> 1.8% |
| 4 | 經常如此 | 1 | <div></div> 0.3% |
| 9 | 未填答 | 0 | |
| Warning: these figures indicate the number of cases found in the data file. They cannot be interpreted as summary statistics of the population of interest. | | | |
| # hbadme7: 太太對您:對我發脾氣。 | | | |
| Information | [Type= discrete] [Format=numeric] [Range= 0-9] [Missing=*] | | |
| Statistics [NW/ W] | [Valid=342 /-] [Invalid=0 /-] | | |
| Value | Label | Cases | Percentage |
| 0 | 不適用 | 0 | |
| 1 | 從不如此 | 142 | <div></div> 41.5% |
| 2 | 偶爾如此 | 147 | <div></div> 43.0% |
| 3 | 有時如此 | 45 | <div></div> 13.2% |
| 4 | 經常如此 | 8 | <div></div> 2.3% |
| 9 | 未填答 | 0 | |
| Warning: these figures indicate the number of cases found in the data file. They cannot be interpreted as summary statistics of the population of interest. | | | |
| # hbadme8: 太太對您:對我大吼大叫。 | | | |
| Information | [Type= discrete] [Format=numeric] [Range= 0-9] [Missing=*] | | |
| Statistics [NW/ W] | [Valid=342 /-] [Invalid=0 /-] | | |
| Value | Label | Cases | Percentage |
| 0 | 不適用 | 0 | |
| 1 | 從不如此 | 208 | <div></div> 60.8% |
| 2 | 偶爾如此 | 105 | <div></div> 30.7% |
| 3 | 有時如此 | 23 | <div></div> 6.7% |
| 4 | 經常如此 | 6 | <div></div> 1.8% |
| 9 | 未填答 | 0 | |
| Warning: these figures indicate the number of cases found in the data file. They cannot be interpreted as summary statistics of the population of interest. | | | |

| # hbadme9: 太太對您:要我去做我不想做的事。 | | | |
|---|--|-------|------------------------------|
| Information | [Type= discrete] [Format=numeric] [Range= 0-9] [Missing=*] | | |
| Statistics [NW/ W] | [Valid=342 /-] [Invalid=0 /-] | | |
| Value | Label | Cases | Percentage |
| 0 | 不適用 | 0 | |
| 1 | 從不如此 | 172 | <div><div></div></div> 50.3% |
| 2 | 偶爾如此 | 138 | <div><div></div></div> 40.4% |
| 3 | 有時如此 | 24 | <div><div></div></div> 7.0% |
| 4 | 經常如此 | 8 | <div><div></div></div> 2.3% |
| 9 | 未填答 | 0 | |
| Warning: these figures indicate the number of cases found in the data file. They cannot be interpreted as summary statistics of the population of interest. | | | |
| # hbadme10: 太太對您:在我處理重要事情時,會打斷我。 | | | |
| Information | [Type= discrete] [Format=numeric] [Range= 0-9] [Missing=*] | | |
| Statistics [NW/ W] | [Valid=342 /-] [Invalid=0 /-] | | |
| Value | Label | Cases | Percentage |
| 0 | 不適用 | 0 | |
| 1 | 從不如此 | 184 | <div><div></div></div> 53.8% |
| 2 | 偶爾如此 | 125 | <div><div></div></div> 36.5% |
| 3 | 有時如此 | 20 | <div><div></div></div> 5.8% |
| 4 | 經常如此 | 13 | <div><div></div></div> 3.8% |
| 9 | 未填答 | 0 | |
| Warning: these figures indicate the number of cases found in the data file. They cannot be interpreted as summary statistics of the population of interest. | | | |
| # hbadme11: 太太對您:對我捧東西。 | | | |
| Information | [Type= discrete] [Format=numeric] [Range= 0-9] [Missing=*] | | |
| Statistics [NW/ W] | [Valid=342 /-] [Invalid=0 /-] | | |
| Value | Label | Cases | Percentage |
| 0 | 不適用 | 0 | |
| 1 | 從不如此 | 308 | <div><div></div></div> 90.1% |
| 2 | 偶爾如此 | 28 | <div><div></div></div> 8.2% |
| 3 | 有時如此 | 5 | <div><div></div></div> 1.5% |
| 4 | 經常如此 | 1 | <div><div></div></div> 0.3% |
| 9 | 未填答 | 0 | |
| Warning: these figures indicate the number of cases found in the data file. They cannot be interpreted as summary statistics of the population of interest. | | | |
| # hbadme12: 太太對您:對我很粗魯。 | | | |
| Information | [Type= discrete] [Format=numeric] [Range= 0-9] [Missing=*] | | |
| Statistics [NW/ W] | [Valid=342 /-] [Invalid=0 /-] | | |
| Value | Label | Cases | Percentage |
| 0 | 不適用 | 0 | |
| 1 | 從不如此 | 275 | <div><div></div></div> 80.4% |
| 2 | 偶爾如此 | 57 | <div><div></div></div> 16.7% |
| 3 | 有時如此 | 7 | <div><div></div></div> 2.0% |
| 4 | 經常如此 | 3 | <div><div></div></div> 0.9% |
| 9 | 未填答 | 0 | |
| Warning: these figures indicate the number of cases found in the data file. They cannot be interpreted as summary statistics of the population of interest. | | | |

| # hbadme13: 太太對您:對我沒耐心。 | | | |
|---|--|-------|------------------------------|
| Information | [Type= discrete] [Format=numeric] [Range= 0-9] [Missing=*] | | |
| Statistics [NW/ W] | [Valid=342 /-] [Invalid=0 /-] | | |
| Value | Label | Cases | Percentage |
| 0 | 不適用 | 0 | |
| 1 | 從不如此 | 186 | <div><div></div></div> 54.4% |
| 2 | 偶爾如此 | 123 | <div><div></div></div> 36.0% |
| 3 | 有時如此 | 21 | <div><div></div></div> 6.1% |
| 4 | 經常如此 | 12 | <div><div></div></div> 3.5% |
| 9 | 未填答 | 0 | |
| Warning: these figures indicate the number of cases found in the data file. They cannot be interpreted as summary statistics of the population of interest. | | | |
| # hbadme14: 太太對您:不讓我把話說完。 | | | |
| Information | [Type= discrete] [Format=numeric] [Range= 0-9] [Missing=*] | | |
| Statistics [NW/ W] | [Valid=342 /-] [Invalid=0 /-] | | |
| Value | Label | Cases | Percentage |
| 0 | 不適用 | 0 | |
| 1 | 從不如此 | 193 | <div><div></div></div> 56.4% |
| 2 | 偶爾如此 | 124 | <div><div></div></div> 36.3% |
| 3 | 有時如此 | 19 | <div><div></div></div> 5.6% |
| 4 | 經常如此 | 6 | <div><div></div></div> 1.8% |
| 9 | 未填答 | 0 | |
| Warning: these figures indicate the number of cases found in the data file. They cannot be interpreted as summary statistics of the population of interest. | | | |
| # hbadme15: 太太對您:批評我。 | | | |
| Information | [Type= discrete] [Format=numeric] [Range= 0-9] [Missing=*] | | |
| Statistics [NW/ W] | [Valid=342 /-] [Invalid=0 /-] | | |
| Value | Label | Cases | Percentage |
| 0 | 不適用 | 0 | |
| 1 | 從不如此 | 193 | <div><div></div></div> 56.4% |
| 2 | 偶爾如此 | 124 | <div><div></div></div> 36.3% |
| 3 | 有時如此 | 19 | <div><div></div></div> 5.6% |
| 4 | 經常如此 | 6 | <div><div></div></div> 1.8% |
| 9 | 未填答 | 0 | |
| Warning: these figures indicate the number of cases found in the data file. They cannot be interpreted as summary statistics of the population of interest. | | | |
| # hbadme16: 太太對您:嘲笑我。 | | | |
| Information | [Type= discrete] [Format=numeric] [Range= 0-9] [Missing=*] | | |
| Statistics [NW/ W] | [Valid=342 /-] [Invalid=0 /-] | | |
| Value | Label | Cases | Percentage |
| 0 | 不適用 | 0 | |
| 1 | 從不如此 | 256 | <div><div></div></div> 74.9% |
| 2 | 偶爾如此 | 72 | <div><div></div></div> 21.1% |
| 3 | 有時如此 | 9 | <div><div></div></div> 2.6% |
| 4 | 經常如此 | 5 | <div><div></div></div> 1.5% |
| 9 | 未填答 | 0 | |
| Warning: these figures indicate the number of cases found in the data file. They cannot be interpreted as summary statistics of the population of interest. | | | |

| # hbadme17: 太太對您:對我冷言冷語。 | | | |
|---|--|-------|------------------------------|
| Information | [Type= discrete] [Format=numeric] [Range= 0-9] [Missing=*] | | |
| Statistics [NW/ W] | [Valid=342 /-] [Invalid=0 /-] | | |
| Value | Label | Cases | Percentage |
| 0 | 不適用 | 0 | |
| 1 | 從不如此 | 244 | <div><div></div></div> 71.3% |
| 2 | 偶爾如此 | 81 | <div><div></div></div> 23.7% |
| 3 | 有時如此 | 14 | <div><div></div></div> 4.1% |
| 4 | 經常如此 | 3 | <div><div></div></div> 0.9% |
| 9 | 未填答 | 0 | |
| Warning: these figures indicate the number of cases found in the data file. They cannot be interpreted as summary statistics of the population of interest. | | | |
| # hbadme18: 太太對您:在孩子面前對我發脾氣(無子女者請圈0) | | | |
| Information | [Type= discrete] [Format=numeric] [Range= 0-9] [Missing=*] | | |
| Statistics [NW/ W] | [Valid=342 /-] [Invalid=0 /-] | | |
| Value | Label | Cases | Percentage |
| 0 | 不適用 | 51 | <div><div></div></div> 14.9% |
| 1 | 從不如此 | 170 | <div><div></div></div> 49.7% |
| 2 | 偶爾如此 | 98 | <div><div></div></div> 28.7% |
| 3 | 有時如此 | 18 | <div><div></div></div> 5.3% |
| 4 | 經常如此 | 4 | <div><div></div></div> 1.2% |
| 9 | 未填答 | 1 | <div><div></div></div> 0.3% |
| Warning: these figures indicate the number of cases found in the data file. They cannot be interpreted as summary statistics of the population of interest. | | | |
| # hbadme19: 太太對您:干預我管孩子。 | | | |
| Information | [Type= discrete] [Format=numeric] [Range= 0-9] [Missing=*] | | |
| Statistics [NW/ W] | [Valid=342 /-] [Invalid=0 /-] | | |
| Value | Label | Cases | Percentage |
| 0 | 不適用 | 49 | <div><div></div></div> 14.3% |
| 1 | 從不如此 | 172 | <div><div></div></div> 50.3% |
| 2 | 偶爾如此 | 101 | <div><div></div></div> 29.5% |
| 3 | 有時如此 | 15 | <div><div></div></div> 4.4% |
| 4 | 經常如此 | 5 | <div><div></div></div> 1.5% |
| 9 | 未填答 | 0 | |
| Warning: these figures indicate the number of cases found in the data file. They cannot be interpreted as summary statistics of the population of interest. | | | |
| # hbadme20: 太太對您:當著孩子批評我 | | | |
| Information | [Type= discrete] [Format=numeric] [Range= 0-9] [Missing=*] | | |
| Statistics [NW/ W] | [Valid=342 /-] [Invalid=0 /-] | | |
| Value | Label | Cases | Percentage |
| 0 | 不適用 | 53 | <div><div></div></div> 15.5% |
| 1 | 從不如此 | 197 | <div><div></div></div> 57.6% |
| 2 | 偶爾如此 | 79 | <div><div></div></div> 23.1% |
| 3 | 有時如此 | 9 | <div><div></div></div> 2.6% |
| 4 | 經常如此 | 4 | <div><div></div></div> 1.2% |
| 9 | 未填答 | 0 | |
| Warning: these figures indicate the number of cases found in the data file. They cannot be interpreted as summary statistics of the population of interest. | | | |

| # hbadhe1: 您對太太: 不關心她。 | | | |
|---|--|-------|------------------------------|
| Information | [Type= discrete] [Format=numeric] [Range= 0-9] [Missing=*] | | |
| Statistics [NW/ W] | [Valid=342 /-] [Invalid=0 /-] | | |
| Value | Label | Cases | Percentage |
| 0 | 不適用 | 0 | |
| 1 | 從不如此 | 211 | <div><div></div></div> 61.7% |
| 2 | 偶爾如此 | 111 | <div><div></div></div> 32.5% |
| 3 | 有時如此 | 16 | <div><div></div></div> 4.7% |
| 4 | 經常如此 | 2 | <div><div></div></div> 0.6% |
| 9 | 未填答 | 2 | <div><div></div></div> 0.6% |
| Warning: these figures indicate the number of cases found in the data file. They cannot be interpreted as summary statistics of the population of interest. | | | |
| # hbadhe2: 您對太太: 忽視她的感受。 | | | |
| Information | [Type= discrete] [Format=numeric] [Range= 0-9] [Missing=*] | | |
| Statistics [NW/ W] | [Valid=342 /-] [Invalid=0 /-] | | |
| Value | Label | Cases | Percentage |
| 0 | 不適用 | 0 | |
| 1 | 從不如此 | 171 | <div><div></div></div> 50.0% |
| 2 | 偶爾如此 | 150 | <div><div></div></div> 43.9% |
| 3 | 有時如此 | 18 | <div><div></div></div> 5.3% |
| 4 | 經常如此 | 0 | |
| 9 | 未填答 | 3 | <div><div></div></div> 0.9% |
| Warning: these figures indicate the number of cases found in the data file. They cannot be interpreted as summary statistics of the population of interest. | | | |
| # hbadhe3: 您對太太: 不體貼她。 | | | |
| Information | [Type= discrete] [Format=numeric] [Range= 0-9] [Missing=*] | | |
| Statistics [NW/ W] | [Valid=342 /-] [Invalid=0 /-] | | |
| Value | Label | Cases | Percentage |
| 0 | 不適用 | 0 | |
| 1 | 從不如此 | 173 | <div><div></div></div> 50.6% |
| 2 | 偶爾如此 | 142 | <div><div></div></div> 41.5% |
| 3 | 有時如此 | 24 | <div><div></div></div> 7.0% |
| 4 | 經常如此 | 0 | |
| 9 | 未填答 | 3 | <div><div></div></div> 0.9% |
| Warning: these figures indicate the number of cases found in the data file. They cannot be interpreted as summary statistics of the population of interest. | | | |
| # hbadhe4: 您對太太: 不想和她在一起。 | | | |
| Information | [Type= discrete] [Format=numeric] [Range= 0-9] [Missing=*] | | |
| Statistics [NW/ W] | [Valid=342 /-] [Invalid=0 /-] | | |
| Value | Label | Cases | Percentage |
| 0 | 不適用 | 0 | |
| 1 | 從不如此 | 257 | <div><div></div></div> 75.1% |
| 2 | 偶爾如此 | 70 | <div><div></div></div> 20.5% |
| 3 | 有時如此 | 12 | <div><div></div></div> 3.5% |
| 4 | 經常如此 | 1 | <div><div></div></div> 0.3% |
| 9 | 未填答 | 2 | <div><div></div></div> 0.6% |
| Warning: these figures indicate the number of cases found in the data file. They cannot be interpreted as summary statistics of the population of interest. | | | |

| # hbadhe5: 您對太太:跟她吵架。 | | | |
|---|--|-------|-------------------|
| Information | [Type= discrete] [Format=numeric] [Range= 0-9] [Missing=*] | | |
| Statistics [NW/ W] | [Valid=342 /-] [Invalid=0 /-] | | |
| Value | Label | Cases | Percentage |
| 0 | 不適用 | 0 | |
| 1 | 從不如此 | 159 | <div></div> 46.5% |
| 2 | 偶爾如此 | 146 | <div></div> 42.7% |
| 3 | 有時如此 | 31 | <div></div> 9.1% |
| 4 | 經常如此 | 4 | <div></div> 1.2% |
| 9 | 未填答 | 2 | <div></div> 0.6% |
| Warning: these figures indicate the number of cases found in the data file. They cannot be interpreted as summary statistics of the population of interest. | | | |
| # hbadhe6: 您對太太:對她動粗。 | | | |
| Information | [Type= discrete] [Format=numeric] [Range= 0-9] [Missing=*] | | |
| Statistics [NW/ W] | [Valid=342 /-] [Invalid=0 /-] | | |
| Value | Label | Cases | Percentage |
| 0 | 不適用 | 0 | |
| 1 | 從不如此 | 317 | <div></div> 92.7% |
| 2 | 偶爾如此 | 20 | <div></div> 5.8% |
| 3 | 有時如此 | 3 | <div></div> 0.9% |
| 4 | 經常如此 | 0 | |
| 9 | 未填答 | 2 | <div></div> 0.6% |
| Warning: these figures indicate the number of cases found in the data file. They cannot be interpreted as summary statistics of the population of interest. | | | |

| # hbadhe7: 您對太太:對她發脾氣。 | | | |
|---|--|-------|------------------------------|
| Information | [Type= discrete] [Format=numeric] [Range= 0-9] [Missing=*] | | |
| Statistics [NW/ W] | [Valid=342 /-] [Invalid=0 /-] | | |
| Value | Label | Cases | Percentage |
| 0 | 不適用 | 0 | |
| 1 | 從不如此 | 161 | <div><div></div></div> 47.1% |
| 2 | 偶爾如此 | 152 | <div><div></div></div> 44.4% |
| 3 | 有時如此 | 22 | <div><div></div></div> 6.4% |
| 4 | 經常如此 | 5 | <div><div></div></div> 1.5% |
| 9 | 未填答 | 2 | <div><div></div></div> 0.6% |
| Warning: these figures indicate the number of cases found in the data file. They cannot be interpreted as summary statistics of the population of interest. | | | |
| # hbadhe8: 您對太太:對她大吼大叫。 | | | |
| Information | [Type= discrete] [Format=numeric] [Range= 0-9] [Missing=*] | | |
| Statistics [NW/ W] | [Valid=342 /-] [Invalid=0 /-] | | |
| Value | Label | Cases | Percentage |
| 0 | 不適用 | 0 | |
| 1 | 從不如此 | 231 | <div><div></div></div> 67.5% |
| 2 | 偶爾如此 | 91 | <div><div></div></div> 26.6% |
| 3 | 有時如此 | 16 | <div><div></div></div> 4.7% |
| 4 | 經常如此 | 2 | <div><div></div></div> 0.6% |
| 9 | 未填答 | 2 | <div><div></div></div> 0.6% |
| Warning: these figures indicate the number of cases found in the data file. They cannot be interpreted as summary statistics of the population of interest. | | | |
| # hbadhe9: 您對太太:要她去做她不想做的事。 | | | |
| Information | [Type= discrete] [Format=numeric] [Range= 0-9] [Missing=*] | | |
| Statistics [NW/ W] | [Valid=342 /-] [Invalid=0 /-] | | |
| Value | Label | Cases | Percentage |
| 0 | 不適用 | 0 | |
| 1 | 從不如此 | 206 | <div><div></div></div> 60.2% |
| 2 | 偶爾如此 | 115 | <div><div></div></div> 33.6% |
| 3 | 有時如此 | 18 | <div><div></div></div> 5.3% |
| 4 | 經常如此 | 1 | <div><div></div></div> 0.3% |
| 9 | 未填答 | 2 | <div><div></div></div> 0.6% |
| Warning: these figures indicate the number of cases found in the data file. They cannot be interpreted as summary statistics of the population of interest. | | | |
| # hbadhe10: 您對太太:在她處理重要事情時,會打斷她。 | | | |
| Information | [Type= discrete] [Format=numeric] [Range= 0-9] [Missing=*] | | |
| Statistics [NW/ W] | [Valid=342 /-] [Invalid=0 /-] | | |
| Value | Label | Cases | Percentage |
| 0 | 不適用 | 0 | |
| 1 | 從不如此 | 220 | <div><div></div></div> 64.3% |
| 2 | 偶爾如此 | 108 | <div><div></div></div> 31.6% |
| 3 | 有時如此 | 10 | <div><div></div></div> 2.9% |
| 4 | 經常如此 | 1 | <div><div></div></div> 0.3% |
| 9 | 未填答 | 3 | <div><div></div></div> 0.9% |
| Warning: these figures indicate the number of cases found in the data file. They cannot be interpreted as summary statistics of the population of interest. | | | |

| # hbadhe11: 您對太太:對她捧東西。 | | | |
|---|--|-------|------------------------------|
| Information | [Type= discrete] [Format=numeric] [Range= 0-9] [Missing=*] | | |
| Statistics [NW/ W] | [Valid=342 /-] [Invalid=0 /-] | | |
| Value | Label | Cases | Percentage |
| 0 | 不適用 | 0 | |
| 1 | 從不如此 | 296 | <div><div></div></div> 86.5% |
| 2 | 偶爾如此 | 39 | <div><div></div></div> 11.4% |
| 3 | 有時如此 | 4 | <div><div></div></div> 1.2% |
| 4 | 經常如此 | 1 | <div><div></div></div> 0.3% |
| 9 | 未填答 | 2 | <div><div></div></div> 0.6% |
| Warning: these figures indicate the number of cases found in the data file. They cannot be interpreted as summary statistics of the population of interest. | | | |
| # hbadhe12: 您對太太:對她很粗魯。 | | | |
| Information | [Type= discrete] [Format=numeric] [Range= 0-9] [Missing=*] | | |
| Statistics [NW/ W] | [Valid=342 /-] [Invalid=0 /-] | | |
| Value | Label | Cases | Percentage |
| 0 | 不適用 | 0 | |
| 1 | 從不如此 | 291 | <div><div></div></div> 85.1% |
| 2 | 偶爾如此 | 43 | <div><div></div></div> 12.6% |
| 3 | 有時如此 | 6 | <div><div></div></div> 1.8% |
| 4 | 經常如此 | 0 | |
| 9 | 未填答 | 2 | <div><div></div></div> 0.6% |
| Warning: these figures indicate the number of cases found in the data file. They cannot be interpreted as summary statistics of the population of interest. | | | |
| # hbadhe13: 您對太太:對她沒耐心。 | | | |
| Information | [Type= discrete] [Format=numeric] [Range= 0-9] [Missing=*] | | |
| Statistics [NW/ W] | [Valid=342 /-] [Invalid=0 /-] | | |
| Value | Label | Cases | Percentage |
| 0 | 不適用 | 0 | |
| 1 | 從不如此 | 181 | <div><div></div></div> 52.9% |
| 2 | 偶爾如此 | 134 | <div><div></div></div> 39.2% |
| 3 | 有時如此 | 21 | <div><div></div></div> 6.1% |
| 4 | 經常如此 | 4 | <div><div></div></div> 1.2% |
| 9 | 未填答 | 2 | <div><div></div></div> 0.6% |
| Warning: these figures indicate the number of cases found in the data file. They cannot be interpreted as summary statistics of the population of interest. | | | |
| # hbadhe14: 您對太太:不讓她把話說完。 | | | |
| Information | [Type= discrete] [Format=numeric] [Range= 0-9] [Missing=*] | | |
| Statistics [NW/ W] | [Valid=342 /-] [Invalid=0 /-] | | |
| Value | Label | Cases | Percentage |
| 0 | 不適用 | 0 | |
| 1 | 從不如此 | 218 | <div><div></div></div> 63.7% |
| 2 | 偶爾如此 | 107 | <div><div></div></div> 31.3% |
| 3 | 有時如此 | 12 | <div><div></div></div> 3.5% |
| 4 | 經常如此 | 3 | <div><div></div></div> 0.9% |
| 9 | 未填答 | 2 | <div><div></div></div> 0.6% |
| Warning: these figures indicate the number of cases found in the data file. They cannot be interpreted as summary statistics of the population of interest. | | | |

| # hbadhe15: 您對太太:批評她。 | | | |
|---|--|-------|------------------------------|
| Information | [Type= discrete] [Format=numeric] [Range= 0-9] [Missing=*] | | |
| Statistics [NW/ W] | [Valid=342 /-] [Invalid=0 /-] | | |
| Value | Label | Cases | Percentage |
| 0 | 不適用 | 0 | |
| 1 | 從不如此 | 211 | <div><div></div></div> 61.7% |
| 2 | 偶爾如此 | 117 | <div><div></div></div> 34.2% |
| 3 | 有時如此 | 12 | <div><div></div></div> 3.5% |
| 4 | 經常如此 | 0 | |
| 9 | 未填答 | 2 | <div><div></div></div> 0.6% |
| Warning: these figures indicate the number of cases found in the data file. They cannot be interpreted as summary statistics of the population of interest. | | | |
| # hbadhe16: 您對太太:嘲笑她。 | | | |
| Information | [Type= discrete] [Format=numeric] [Range= 0-9] [Missing=*] | | |
| Statistics [NW/ W] | [Valid=342 /-] [Invalid=0 /-] | | |
| Value | Label | Cases | Percentage |
| 0 | 不適用 | 0 | |
| 1 | 從不如此 | 280 | <div><div></div></div> 81.9% |
| 2 | 偶爾如此 | 52 | <div><div></div></div> 15.2% |
| 3 | 有時如此 | 4 | <div><div></div></div> 1.2% |
| 4 | 經常如此 | 4 | <div><div></div></div> 1.2% |
| 9 | 未填答 | 2 | <div><div></div></div> 0.6% |
| Warning: these figures indicate the number of cases found in the data file. They cannot be interpreted as summary statistics of the population of interest. | | | |
| # hbadhe17: 您對太太:對她冷言冷語。 | | | |
| Information | [Type= discrete] [Format=numeric] [Range= 0-9] [Missing=*] | | |
| Statistics [NW/ W] | [Valid=342 /-] [Invalid=0 /-] | | |
| Value | Label | Cases | Percentage |
| 0 | 不適用 | 1 | <div><div></div></div> 0.3% |
| 1 | 從不如此 | 257 | <div><div></div></div> 75.1% |
| 2 | 偶爾如此 | 71 | <div><div></div></div> 20.8% |
| 3 | 有時如此 | 9 | <div><div></div></div> 2.6% |
| 4 | 經常如此 | 2 | <div><div></div></div> 0.6% |
| 9 | 未填答 | 2 | <div><div></div></div> 0.6% |
| Warning: these figures indicate the number of cases found in the data file. They cannot be interpreted as summary statistics of the population of interest. | | | |
| # hbadhe18: 您對太太:在孩子面前對她發脾氣(無子女者請圈0) | | | |
| Information | [Type= discrete] [Format=numeric] [Range= 0-9] [Missing=*] | | |
| Statistics [NW/ W] | [Valid=342 /-] [Invalid=0 /-] | | |
| Value | Label | Cases | Percentage |
| 0 | 不適用 | 50 | <div><div></div></div> 14.6% |
| 1 | 從不如此 | 187 | <div><div></div></div> 54.7% |
| 2 | 偶爾如此 | 87 | <div><div></div></div> 25.4% |
| 3 | 有時如此 | 12 | <div><div></div></div> 3.5% |
| 4 | 經常如此 | 3 | <div><div></div></div> 0.9% |
| 9 | 未填答 | 3 | <div><div></div></div> 0.9% |
| Warning: these figures indicate the number of cases found in the data file. They cannot be interpreted as summary statistics of the population of interest. | | | |

| # hbadhe19: 您對太太:干預她管孩子。 | | | |
|---|--|-------|------------------------------|
| Information | [Type= discrete] [Format=numeric] [Range= 0-9] [Missing=*] | | |
| Statistics [NW/ W] | [Valid=342 /-] [Invalid=0 /-] | | |
| Value | Label | Cases | Percentage |
| 0 | 不適用 | 48 | <div><div></div></div> 14.0% |
| 1 | 從不如此 | 186 | <div><div></div></div> 54.4% |
| 2 | 偶爾如此 | 94 | <div><div></div></div> 27.5% |
| 3 | 有時如此 | 12 | <div><div></div></div> 3.5% |
| 4 | 經常如此 | 0 | |
| 9 | 未填答 | 2 | <div><div></div></div> 0.6% |
| Warning: these figures indicate the number of cases found in the data file. They cannot be interpreted as summary statistics of the population of interest. | | | |
| # hbadhe20: 您對太太:當著孩子批評她 | | | |
| Information | [Type= discrete] [Format=numeric] [Range= 0-9] [Missing=*] | | |
| Statistics [NW/ W] | [Valid=341 /-] [Invalid=1 /-] | | |
| Value | Label | Cases | Percentage |
| 0 | 不適用 | 49 | <div><div></div></div> 14.4% |
| 1 | 從不如此 | 213 | <div><div></div></div> 62.5% |
| 2 | 偶爾如此 | 68 | <div><div></div></div> 19.9% |
| 3 | 有時如此 | 9 | <div><div></div></div> 2.6% |
| 4 | 經常如此 | 0 | |
| 9 | 未填答 | 2 | <div><div></div></div> 0.6% |
| Sysmiss | | 1 | |
| Warning: these figures indicate the number of cases found in the data file. They cannot be interpreted as summary statistics of the population of interest. | | | |
| # hsexlife1: 太太和我對性生活的觀念很相似 | | | |
| Information | [Type= discrete] [Format=numeric] [Range= 1-9] [Missing=*] | | |
| Statistics [NW/ W] | [Valid=342 /-] [Invalid=0 /-] | | |
| Value | Label | Cases | Percentage |
| 1 | 很不符合 | 11 | <div><div></div></div> 3.2% |
| 2 | 不太符合 | 48 | <div><div></div></div> 14.0% |
| 3 | 還算符合 | 221 | <div><div></div></div> 64.6% |
| 4 | 很符合 | 57 | <div><div></div></div> 16.7% |
| 9 | 未填答 | 5 | <div><div></div></div> 1.5% |
| Warning: these figures indicate the number of cases found in the data file. They cannot be interpreted as summary statistics of the population of interest. | | | |
| # hsexlife2: 太太和我在性生活上的喜好相近 | | | |
| Information | [Type= discrete] [Format=numeric] [Range= 1-9] [Missing=*] | | |
| Statistics [NW/ W] | [Valid=342 /-] [Invalid=0 /-] | | |
| Value | Label | Cases | Percentage |
| 1 | 很不符合 | 10 | <div><div></div></div> 2.9% |
| 2 | 不太符合 | 50 | <div><div></div></div> 14.6% |
| 3 | 還算符合 | 229 | <div><div></div></div> 67.0% |
| 4 | 很符合 | 48 | <div><div></div></div> 14.0% |
| 9 | 未填答 | 5 | <div><div></div></div> 1.5% |
| Warning: these figures indicate the number of cases found in the data file. They cannot be interpreted as summary statistics of the population of interest. | | | |

| # hsexlife3: 我很難接受太太對性的想法和觀念 | | | |
|---|--|-------|------------------------------|
| Information | [Type= discrete] [Format=numeric] [Range= 1-9] [Missing=*] | | |
| Statistics [NW/ W] | [Valid=342 /-] [Invalid=0 /-] | | |
| Value | Label | Cases | Percentage |
| 1 | 很不符合 | 101 | <div><div></div></div> 29.5% |
| 2 | 不太符合 | 145 | <div><div></div></div> 42.4% |
| 3 | 還算符合 | 82 | <div><div></div></div> 24.0% |
| 4 | 很符合 | 9 | <div><div></div></div> 2.6% |
| 9 | 未填答 | 5 | <div><div></div></div> 1.5% |
| Warning: these figures indicate the number of cases found in the data file. They cannot be interpreted as summary statistics of the population of interest. | | | |
| # hsexlife4: 婚姻關係中, 太太把性生活看得太重要 | | | |
| Information | [Type= discrete] [Format=numeric] [Range= 1-9] [Missing=*] | | |
| Statistics [NW/ W] | [Valid=342 /-] [Invalid=0 /-] | | |
| Value | Label | Cases | Percentage |
| 1 | 很不符合 | 129 | <div><div></div></div> 37.7% |
| 2 | 不太符合 | 155 | <div><div></div></div> 45.3% |
| 3 | 還算符合 | 41 | <div><div></div></div> 12.0% |
| 4 | 很符合 | 11 | <div><div></div></div> 3.2% |
| 9 | 未填答 | 6 | <div><div></div></div> 1.8% |
| Warning: these figures indicate the number of cases found in the data file. They cannot be interpreted as summary statistics of the population of interest. | | | |
| # hsexlife5: 太太忽視我們的性生活 | | | |
| Information | [Type= discrete] [Format=numeric] [Range= 1-9] [Missing=*] | | |
| Statistics [NW/ W] | [Valid=342 /-] [Invalid=0 /-] | | |
| Value | Label | Cases | Percentage |
| 1 | 很不符合 | 118 | <div><div></div></div> 34.5% |
| 2 | 不太符合 | 153 | <div><div></div></div> 44.7% |
| 3 | 還算符合 | 52 | <div><div></div></div> 15.2% |
| 4 | 很符合 | 13 | <div><div></div></div> 3.8% |
| 9 | 未填答 | 6 | <div><div></div></div> 1.8% |
| Warning: these figures indicate the number of cases found in the data file. They cannot be interpreted as summary statistics of the population of interest. | | | |
| # hsexlife6: 太太對性生活的需求超過我的負荷 | | | |
| Information | [Type= discrete] [Format=numeric] [Range= 1-9] [Missing=*] | | |
| Statistics [NW/ W] | [Valid=342 /-] [Invalid=0 /-] | | |
| Value | Label | Cases | Percentage |
| 1 | 很不符合 | 184 | <div><div></div></div> 53.8% |
| 2 | 不太符合 | 122 | <div><div></div></div> 35.7% |
| 3 | 還算符合 | 26 | <div><div></div></div> 7.6% |
| 4 | 很符合 | 4 | <div><div></div></div> 1.2% |
| 9 | 未填答 | 6 | <div><div></div></div> 1.8% |
| Warning: these figures indicate the number of cases found in the data file. They cannot be interpreted as summary statistics of the population of interest. | | | |
| # hsexlife7: 對於太太希望做的某些性行為, 我覺得不舒服 | | | |
| Information | [Type= discrete] [Format=numeric] [Range= 1-9] [Missing=*] | | |
| Statistics [NW/ W] | [Valid=342 /-] [Invalid=0 /-] | | |

| # hsexlife7: 對於太太希望做的某些性行為,我覺得不舒服 | | | |
|---|--|-------|------------------------------|
| Value | Label | Cases | Percentage |
| 1 | 很不符合 | 198 | <div><div></div></div> 57.9% |
| 2 | 不太符合 | 114 | <div><div></div></div> 33.3% |
| 3 | 還算符合 | 21 | <div><div></div></div> 6.1% |
| 4 | 很符合 | 3 | <div><div></div></div> 0.9% |
| 9 | 未填答 | 6 | <div><div></div></div> 1.8% |
| Warning: these figures indicate the number of cases found in the data file. They cannot be interpreted as summary statistics of the population of interest. | | | |
| # hsexlife8: 我想嘗試不同的性事時,太太會不願意配合 | | | |
| Information | [Type= discrete] [Format=numeric] [Range= 1-9] [Missing=*] | | |
| Statistics [NW/ W] | [Valid=342 /-] [Invalid=0 /-] | | |
| Value | Label | Cases | Percentage |
| 1 | 很不符合 | 121 | <div><div></div></div> 35.4% |
| 2 | 不太符合 | 146 | <div><div></div></div> 42.7% |
| 3 | 還算符合 | 60 | <div><div></div></div> 17.5% |
| 4 | 很符合 | 9 | <div><div></div></div> 2.6% |
| 9 | 未填答 | 6 | <div><div></div></div> 1.8% |
| Warning: these figures indicate the number of cases found in the data file. They cannot be interpreted as summary statistics of the population of interest. | | | |
| # hsexlife9: 太太和我對於性行為的次數,意見不一致 | | | |
| Information | [Type= discrete] [Format=numeric] [Range= 1-9] [Missing=*] | | |
| Statistics [NW/ W] | [Valid=342 /-] [Invalid=0 /-] | | |
| Value | Label | Cases | Percentage |
| 1 | 很不符合 | 106 | <div><div></div></div> 31.0% |
| 2 | 不太符合 | 148 | <div><div></div></div> 43.3% |
| 3 | 還算符合 | 64 | <div><div></div></div> 18.7% |
| 4 | 很符合 | 18 | <div><div></div></div> 5.3% |
| 9 | 未填答 | 6 | <div><div></div></div> 1.8% |
| Warning: these figures indicate the number of cases found in the data file. They cannot be interpreted as summary statistics of the population of interest. | | | |
| # hsexlife10: 我無法滿足太太的性需求 | | | |
| Information | [Type= discrete] [Format=numeric] [Range= 1-9] [Missing=*] | | |
| Statistics [NW/ W] | [Valid=342 /-] [Invalid=0 /-] | | |
| Value | Label | Cases | Percentage |
| 1 | 很不符合 | 174 | <div><div></div></div> 50.9% |
| 2 | 不太符合 | 126 | <div><div></div></div> 36.8% |
| 3 | 還算符合 | 32 | <div><div></div></div> 9.4% |
| 4 | 很符合 | 3 | <div><div></div></div> 0.9% |
| 9 | 未填答 | 7 | <div><div></div></div> 2.0% |
| Warning: these figures indicate the number of cases found in the data file. They cannot be interpreted as summary statistics of the population of interest. | | | |
| # hsexlife11: 我對太太很有「性」趣 | | | |
| Information | [Type= discrete] [Format=numeric] [Range= 1-9] [Missing=*] | | |
| Statistics [NW/ W] | [Valid=342 /-] [Invalid=0 /-] | | |
| Value | Label | Cases | Percentage |
| 1 | 很不符合 | 13 | <div><div></div></div> 3.8% |
| 2 | 不太符合 | 48 | <div><div></div></div> 14.0% |

| # hsexlife11: 我對太太很有「性」趣 | | | |
|---|--|-------|------------------------------|
| Value | Label | Cases | Percentage |
| 3 | 還算符合 | 192 | <div><div></div></div> 56.1% |
| 4 | 很符合 | 82 | <div><div></div></div> 24.0% |
| 9 | 未填答 | 7 | <div><div></div></div> 2.0% |
| Warning: these figures indicate the number of cases found in the data file. They cannot be interpreted as summary statistics of the population of interest. | | | |
| # hsexlife12: 我覺得太太對我很有「性」趣 | | | |
| Information | [Type= discrete] [Format=numeric] [Range= 1-9] [Missing=*] | | |
| Statistics [NW/ W] | [Valid=342 /-] [Invalid=0 /-] | | |
| Value | Label | Cases | Percentage |
| 1 | 很不符合 | 21 | <div><div></div></div> 6.1% |
| 2 | 不太符合 | 71 | <div><div></div></div> 20.8% |
| 3 | 還算符合 | 189 | <div><div></div></div> 55.3% |
| 4 | 很符合 | 54 | <div><div></div></div> 15.8% |
| 9 | 未填答 | 7 | <div><div></div></div> 2.0% |
| Warning: these figures indicate the number of cases found in the data file. They cannot be interpreted as summary statistics of the population of interest. | | | |
| # hsexlife13: 在性生活上, 太太能令我滿足 | | | |
| Information | [Type= discrete] [Format=numeric] [Range= 1-9] [Missing=*] | | |
| Statistics [NW/ W] | [Valid=342 /-] [Invalid=0 /-] | | |
| Value | Label | Cases | Percentage |
| 1 | 很不符合 | 12 | <div><div></div></div> 3.5% |
| 2 | 不太符合 | 39 | <div><div></div></div> 11.4% |
| 3 | 還算符合 | 207 | <div><div></div></div> 60.5% |
| 4 | 很符合 | 77 | <div><div></div></div> 22.5% |
| 9 | 未填答 | 7 | <div><div></div></div> 2.0% |
| Warning: these figures indicate the number of cases found in the data file. They cannot be interpreted as summary statistics of the population of interest. | | | |
| # hsexlife14: 我和太太在性生活上配合得很好 | | | |
| Information | [Type= discrete] [Format=numeric] [Range= 1-9] [Missing=*] | | |
| Statistics [NW/ W] | [Valid=342 /-] [Invalid=0 /-] | | |
| Value | Label | Cases | Percentage |
| 1 | 很不符合 | 7 | <div><div></div></div> 2.0% |
| 2 | 不太符合 | 43 | <div><div></div></div> 12.6% |
| 3 | 還算符合 | 205 | <div><div></div></div> 59.9% |
| 4 | 很符合 | 80 | <div><div></div></div> 23.4% |
| 9 | 未填答 | 7 | <div><div></div></div> 2.0% |
| Warning: these figures indicate the number of cases found in the data file. They cannot be interpreted as summary statistics of the population of interest. | | | |
| # hsexlife15: 我喜歡太太在性生活中的表現 | | | |
| Information | [Type= discrete] [Format=numeric] [Range= 1-9] [Missing=*] | | |
| Statistics [NW/ W] | [Valid=342 /-] [Invalid=0 /-] | | |
| Value | Label | Cases | Percentage |
| 1 | 很不符合 | 8 | <div><div></div></div> 2.3% |
| 2 | 不太符合 | 40 | <div><div></div></div> 11.7% |
| 3 | 還算符合 | 209 | <div><div></div></div> 61.1% |
| 4 | 很符合 | 78 | <div><div></div></div> 22.8% |

| | | | |
|---|--|--------------|-------------------|
| # hsexlife15: 我喜歡太太在性生活上的表現 | | | |
| Value | Label | Cases | Percentage |
| 9 | 未填答 | 7 | 2.0% |
| Warning: these figures indicate the number of cases found in the data file. They cannot be interpreted as summary statistics of the population of interest. | | | |
| # hrela1: 我跟我太太的關係很穩定 | | | |
| Information | [Type= discrete] [Format=numeric] [Range= 1-9] [Missing=*] | | |
| Statistics [NW/ W] | [Valid=342 /-] [Invalid=0 /-] | | |
| Value | Label | Cases | Percentage |
| 1 | 很不符合 | 1 | 0.3% |
| 2 | 不太符合 | 12 | 3.5% |
| 3 | 還算符合 | 156 | 45.6% |
| 4 | 很符合 | 173 | 50.6% |
| 9 | 未填答 | 0 | |
| Warning: these figures indicate the number of cases found in the data file. They cannot be interpreted as summary statistics of the population of interest. | | | |
| # hrela2: 我的婚姻生活充滿了愛和關懷 | | | |
| Information | [Type= discrete] [Format=numeric] [Range= 1-9] [Missing=*] | | |
| Statistics [NW/ W] | [Valid=342 /-] [Invalid=0 /-] | | |
| Value | Label | Cases | Percentage |
| 1 | 很不符合 | 4 | 1.2% |
| 2 | 不太符合 | 21 | 6.1% |
| 3 | 還算符合 | 166 | 48.5% |
| 4 | 很符合 | 151 | 44.2% |
| 9 | 未填答 | 0 | |
| Warning: these figures indicate the number of cases found in the data file. They cannot be interpreted as summary statistics of the population of interest. | | | |
| # hrela3: 我太太會讓我感到緊張 | | | |
| Information | [Type= discrete] [Format=numeric] [Range= 1-9] [Missing=*] | | |
| Statistics [NW/ W] | [Valid=342 /-] [Invalid=0 /-] | | |
| Value | Label | Cases | Percentage |
| 1 | 很不符合 | 110 | 32.2% |
| 2 | 不太符合 | 155 | 45.3% |
| 3 | 還算符合 | 54 | 15.8% |
| 4 | 很符合 | 23 | 6.7% |
| 9 | 未填答 | 0 | |
| Warning: these figures indicate the number of cases found in the data file. They cannot be interpreted as summary statistics of the population of interest. | | | |
| # hrela4: 就算有再大的困難,我也不會離開她 | | | |
| Information | [Type= discrete] [Format=numeric] [Range= 1-9] [Missing=*] | | |
| Statistics [NW/ W] | [Valid=342 /-] [Invalid=0 /-] | | |
| Value | Label | Cases | Percentage |
| 1 | 很不符合 | 6 | 1.8% |
| 2 | 不太符合 | 13 | 3.8% |
| 3 | 還算符合 | 124 | 36.3% |
| 4 | 很符合 | 198 | 57.9% |
| 9 | 未填答 | 1 | 0.3% |
| Warning: these figures indicate the number of cases found in the data file. They cannot be interpreted as summary statistics of the population of interest. | | | |

| # hrela5: 在婚姻中,我的需要得到滿足 | | | |
|---|--|-------|------------|
| Information | [Type= discrete] [Format=numeric] [Range= 1-9] [Missing=*] | | |
| Statistics [NW/ W] | [Valid=342 /-] [Invalid=0 /-] | | |
| Value | Label | Cases | Percentage |
| 1 | 很不符合 | 1 | 0.3% |
| 2 | 不太符合 | 27 | 7.9% |
| 3 | 還算符合 | 185 | 54.1% |
| 4 | 很符合 | 128 | 37.4% |
| 9 | 未填答 | 1 | 0.3% |
| Warning: these figures indicate the number of cases found in the data file. They cannot be interpreted as summary statistics of the population of interest. | | | |
| # hrela6: 在婚姻生活中,我感到寂寞 | | | |
| Information | [Type= discrete] [Format=numeric] [Range= 1-9] [Missing=*] | | |
| Statistics [NW/ W] | [Valid=342 /-] [Invalid=0 /-] | | |
| Value | Label | Cases | Percentage |
| 1 | 很不符合 | 155 | 45.3% |
| 2 | 不太符合 | 149 | 43.6% |
| 3 | 還算符合 | 33 | 9.6% |
| 4 | 很符合 | 5 | 1.5% |
| 9 | 未填答 | 0 | |
| Warning: these figures indicate the number of cases found in the data file. They cannot be interpreted as summary statistics of the population of interest. | | | |
| # hrela7: 我的婚姻生活毫無價值 | | | |
| Information | [Type= discrete] [Format=numeric] [Range= 1-9] [Missing=*] | | |
| Statistics [NW/ W] | [Valid=342 /-] [Invalid=0 /-] | | |
| Value | Label | Cases | Percentage |
| 1 | 很不符合 | 205 | 59.9% |
| 2 | 不太符合 | 115 | 33.6% |
| 3 | 還算符合 | 17 | 5.0% |
| 4 | 很符合 | 5 | 1.5% |
| 9 | 未填答 | 0 | |
| Warning: these figures indicate the number of cases found in the data file. They cannot be interpreted as summary statistics of the population of interest. | | | |
| # hrela8: 我婚姻生活的氣氛很沉悶枯燥 | | | |
| Information | [Type= discrete] [Format=numeric] [Range= 1-9] [Missing=*] | | |
| Statistics [NW/ W] | [Valid=342 /-] [Invalid=0 /-] | | |
| Value | Label | Cases | Percentage |
| 1 | 很不符合 | 191 | 55.8% |
| 2 | 不太符合 | 119 | 34.8% |
| 3 | 還算符合 | 26 | 7.6% |
| 4 | 很符合 | 6 | 1.8% |
| 9 | 未填答 | 0 | |
| Warning: these figures indicate the number of cases found in the data file. They cannot be interpreted as summary statistics of the population of interest. | | | |
| # hrela9: 我的婚姻生活很充實 | | | |
| Information | [Type= discrete] [Format=numeric] [Range= 1-9] [Missing=*] | | |
| Statistics [NW/ W] | [Valid=342 /-] [Invalid=0 /-] | | |

| # hrela9: 我的婚姻生活很充實 | | | |
|---|--|-------|------------------------------|
| Value | Label | Cases | Percentage |
| 1 | 很不符合 | 9 | <div><div></div></div> 2.6% |
| 2 | 不太符合 | 37 | <div><div></div></div> 10.8% |
| 3 | 還算符合 | 162 | <div><div></div></div> 47.4% |
| 4 | 很符合 | 133 | <div><div></div></div> 38.9% |
| 9 | 未填答 | 1 | <div><div></div></div> 0.3% |
| Warning: these figures indicate the number of cases found in the data file. They cannot be interpreted as summary statistics of the population of interest. | | | |
| # hrela10: 我和她可能會分居或離婚 | | | |
| Information | [Type= discrete] [Format=numeric] [Range= 1-9] [Missing=*] | | |
| Statistics [NW/ W] | [Valid=342 /-] [Invalid=0 /-] | | |
| Value | Label | Cases | Percentage |
| 1 | 很不符合 | 251 | <div><div></div></div> 73.4% |
| 2 | 不太符合 | 71 | <div><div></div></div> 20.8% |
| 3 | 還算符合 | 13 | <div><div></div></div> 3.8% |
| 4 | 很符合 | 5 | <div><div></div></div> 1.5% |
| 9 | 未填答 | 2 | <div><div></div></div> 0.6% |
| Warning: these figures indicate the number of cases found in the data file. They cannot be interpreted as summary statistics of the population of interest. | | | |
| # hrela11: 我會後悔當初和我太太結婚 | | | |
| Information | [Type= discrete] [Format=numeric] [Range= 1-9] [Missing=*] | | |
| Statistics [NW/ W] | [Valid=342 /-] [Invalid=0 /-] | | |
| Value | Label | Cases | Percentage |
| 1 | 很不符合 | 233 | <div><div></div></div> 68.1% |
| 2 | 不太符合 | 90 | <div><div></div></div> 26.3% |
| 3 | 還算符合 | 15 | <div><div></div></div> 4.4% |
| 4 | 很符合 | 4 | <div><div></div></div> 1.2% |
| 9 | 未填答 | 0 | |
| Warning: these figures indicate the number of cases found in the data file. They cannot be interpreted as summary statistics of the population of interest. | | | |
| # hrela12: 如果可以重來,我寧願選擇單身 | | | |
| Information | [Type= discrete] [Format=numeric] [Range= 1-9] [Missing=*] | | |
| Statistics [NW/ W] | [Valid=342 /-] [Invalid=0 /-] | | |
| Value | Label | Cases | Percentage |
| 1 | 很不符合 | 197 | <div><div></div></div> 57.6% |
| 2 | 不太符合 | 103 | <div><div></div></div> 30.1% |
| 3 | 還算符合 | 31 | <div><div></div></div> 9.1% |
| 4 | 很符合 | 11 | <div><div></div></div> 3.2% |
| 9 | 未填答 | 0 | |
| Warning: these figures indicate the number of cases found in the data file. They cannot be interpreted as summary statistics of the population of interest. | | | |
| # hrela13: 如果有下輩子,我還是希望跟我太太結婚 | | | |
| Information | [Type= discrete] [Format=numeric] [Range= 1-9] [Missing=*] | | |
| Statistics [NW/ W] | [Valid=342 /-] [Invalid=0 /-] | | |
| Value | Label | Cases | Percentage |
| 1 | 很不符合 | 16 | <div><div></div></div> 4.7% |
| 2 | 不太符合 | 42 | <div><div></div></div> 12.3% |

hrela13: 如果有下輩子,我還是希望跟我太太結婚

| Value | Label | Cases | Percentage |
|-------|-------|-------|-------------------|
| 3 | 還算符合 | 148 | <div></div> 43.3% |
| 4 | 很符合 | 136 | <div></div> 39.8% |
| 9 | 未填答 | 0 | |

Warning: these figures indicate the number of cases found in the data file. They cannot be interpreted as summary statistics of the population of interest.




















hrela14: 整體而言,我滿意我的婚姻生活

| | |
|--------------------|--|
| Information | [Type= discrete] [Format=numeric] [Range= 1-9] [Missing=*] |
| Statistics [NW/ W] | [Valid=342 /-] [Invalid=0 /-] |

| Value | Label | Cases | Percentage |
|-------|-------|-------|-------------------|
| 1 | 很不符合 | 4 | <div></div> 1.2% |
| 2 | 不太符合 | 19 | <div></div> 5.6% |
| 3 | 還算符合 | 153 | <div></div> 44.7% |
| 4 | 很符合 | 166 | <div></div> 48.5% |
| 9 | 未填答 | 0 | |

Warning: these figures indicate the number of cases found in the data file. They cannot be interpreted as summary statistics of the population of interest.

| | | | |
|---|---------|---|-------------------------------|
| File : data2 | | | |
| # wife: 妻子問卷 | | | |
| Information | | [Type= discrete] [Format=character] [Missing=*] | |
| Statistics [NW/ W] | | [Valid=342 /-] [Invalid=0 /-] | |
| Value | Label | Cases | Percentage |
| TW | | 342 | <div><div></div></div> 100.0% |
| Warning: these figures indicate the number of cases found in the data file. They cannot be interpreted as summary statistics of the population of interest. | | | |
| # wactyear: 執行年 | | | |
| Information | | [Type= continuous] [Format=numeric] [Range= 14-14] [Missing=*] | |
| Statistics [NW/ W] | | [Valid=342 /-] [Invalid=0 /-] | |
| Value | Label | Cases | Percentage |
| 14 | 2014年執行 | 342 | <div><div></div></div> 100.0% |
| Warning: these figures indicate the number of cases found in the data file. They cannot be interpreted as summary statistics of the population of interest. | | | |
| # wim: 問卷執行方法 | | | |
| Information | | [Type= discrete] [Format=character] [Missing=*] | |
| Statistics [NW/ W] | | [Valid=342 /-] [Invalid=0 /-] | |
| Value | Label | Cases | Percentage |
| FI | | 248 | <div><div></div></div> 72.5% |
| FM | | 94 | <div><div></div></div> 27.5% |
| Warning: these figures indicate the number of cases found in the data file. They cannot be interpreted as summary statistics of the population of interest. | | | |
| # wid: 受訪者編碼(四碼) | | | |
| Information | | [Type= continuous] [Format=numeric] [Range= 8801-9935] [Missing=*] | |
| Statistics [NW/ W] | | [Valid=342 /-] [Invalid=0 /-] [Mean=9307.24 /-] [StdDev=366.116 /-] | |
| # wyear: 問卷填答日期(年) | | | |
| Information | | [Type= continuous] [Format=numeric] [Range= 103-103] [Missing=*] | |
| Statistics [NW/ W] | | [Valid=342 /-] [Invalid=0 /-] [Mean=103 /-] [StdDev=0 /-] | |
| # wmontw: 問卷填答日期(月) | | | |
| Information | | [Type= discrete] [Format=numeric] [Range= 8-11] [Missing=*] | |
| Statistics [NW/ W] | | [Valid=342 /-] [Invalid=0 /-] | |
| Value | Label | Cases | Percentage |
| 8 | | 11 | <div><div></div></div> 3.2% |
| 9 | | 187 | <div><div></div></div> 54.7% |
| 10 | | 138 | <div><div></div></div> 40.4% |
| 11 | | 6 | <div><div></div></div> 1.8% |
| Warning: these figures indicate the number of cases found in the data file. They cannot be interpreted as summary statistics of the population of interest. | | | |
| # wdate: 問卷填答日期(日) | | | |
| Information | | [Type= continuous] [Format=numeric] [Range= 1-31] [Missing=*] | |
| Statistics [NW/ W] | | [Valid=342 /-] [Invalid=0 /-] [Mean=13.111 /-] [StdDev=8.807 /-] | |
| # wage: 請問您的年齡(足歲) | | | |
| Information | | [Type= continuous] [Format=numeric] [Range= 21-99] [Missing=*] | |
| Statistics [NW/ W] | | [Valid=342 /-] [Invalid=0 /-] | |

| | | | |
|--|---|--------------|---|
| File : data2 | | | |
| # wage: 請問您的年齡(足歲) | | | |
| Value | Label | Cases | Percentage |
| 99 | 未填答 | 4 |  100.0% |
| <i>Warning: these figures indicate the number of cases found in the data file. They cannot be interpreted as summary statistics of the population of interest.</i> | | | |
| # wnative: 籍貫 | | | |
| Information | [Type= discrete] [Format=numeric] [Range= 1-9] [Missing=*] | | |
| Statistics [NW/ W] | [Valid=342 /-] [Invalid=0 /-] | | |
| Value | Label | Cases | Percentage |
| 1 | 本省閩南 | 254 |  74.3% |
| 2 | 本省客家 | 41 |  12.0% |
| 3 | 原住民 | 2 |  0.6% |
| 4 | 外省 | 40 |  11.7% |
| 5 | 其他 | 5 |  1.5% |
| 9 | 未填答 | 0 | |
| <i>Warning: these figures indicate the number of cases found in the data file. They cannot be interpreted as summary statistics of the population of interest.</i> | | | |
| # wedu: 教育程度 | | | |
| Information | [Type= discrete] [Format=numeric] [Range= 1-9] [Missing=*] | | |
| Statistics [NW/ W] | [Valid=342 /-] [Invalid=0 /-] | | |
| Value | Label | Cases | Percentage |
| 1 | 小學以下 | 4 |  1.2% |
| 2 | 小學 | 23 |  6.7% |
| 3 | 國(初)中 | 32 |  9.4% |
| 4 | 高中(職) | 111 |  32.5% |
| 5 | 專科 | 44 |  12.9% |
| 6 | 大學或學院 | 94 |  27.5% |
| 7 | 研究所及以上 | 31 |  9.1% |
| 8 | 其他 | 2 |  0.6% |
| 9 | 未填答 | 1 |  0.3% |
| <i>Warning: these figures indicate the number of cases found in the data file. They cannot be interpreted as summary statistics of the population of interest.</i> | | | |
| # wjob: 工作情形 | | | |
| Information | [Type= discrete] [Format=numeric] [Range= 1-9] [Missing=*] | | |
| Statistics [NW/ W] | [Valid=342 /-] [Invalid=0 /-] | | |
| Value | Label | Cases | Percentage |
| 1 | 無 | 93 |  27.2% |
| 2 | 有,兼職工作 | 36 |  10.5% |
| 3 | 有,全職工作 | 212 |  62.0% |
| 9 | 未填答 | 1 |  0.3% |
| <i>Warning: these figures indicate the number of cases found in the data file. They cannot be interpreted as summary statistics of the population of interest.</i> | | | |
| # wjobname: 職業 | | | |
| Information | [Type= continuous] [Format=numeric] [Range= 1-99] [Missing=*] | | |
| Statistics [NW/ W] | [Valid=342 /-] [Invalid=0 /-] | | |

File : data2

wjobname: 職業

| Value | Label | Cases | Percentage |
|-------|----------------|-------|------------|
| 1 | 農牧狩獵業 | 0 | |
| 2 | 林業及伐木業 | 0 | |
| 3 | 漁業 | 0 | |
| 11 | 煤礦業 | 0 | |
| 12 | 石油、天然氣及地熱礦業 | 0 | |
| 13 | 金屬礦業 | 0 | |
| 14 | 鹽業 | 0 | |
| 15 | 土況及石礦業 | 0 | |
| 16 | 化學及肥料礦業 | 0 | |
| 17 | 其他礦業(如寶石礦業) | 0 | |
| 18 | 土石採業 | 0 | |
| 19 | 中型公司的主任或主管 | 0 | |
| 20 | 食品製造業 | 0 | |
| 21 | 飲料及煙草製造業 | 0 | |
| 22 | 紡織業 | 1 | 0.3% |
| 23 | 成衣及服飾品製造業 | 0 | |
| 24 | 皮革、袍皮、及其他製品製造業 | 0 | |
| 25 | 木竹製品及非金屬家具製造業 | 0 | |
| 26 | 造紙、紙製品及印刷出版業 | 1 | 0.3% |
| 27 | 化學材料製造業 | 0 | |
| 28 | 化學製品製造業 | 0 | |
| 29 | 石油及煤製品製造業 | 0 | |
| 30 | 橡膠製品製造業 | 0 | |
| 31 | 塑膠製品製造業 | 7 | 2.0% |
| 32 | 非金屬礦物製品製造業 | 0 | |
| 33 | 金屬基本工業 | 1 | 0.3% |
| 34 | 金屬製品製造業 | 2 | 0.6% |
| 35 | 機械設備製造修配業 | 0 | |
| 36 | 電力及電子機械器材製造修配業 | 6 | 1.8% |
| 37 | 運輸工具製造修配業 | 0 | |
| 38 | 精密器械製造業 | 0 | |
| 39 | 雜項工業製品製造業 | 34 | 9.9% |
| 41 | 電力供應業 | 0 | |
| 42 | 氣體燃料供應業 | 0 | |
| 43 | 暖氣及熱水工業業 | 0 | |
| 44 | 自來水供應業 | 0 | |
| 51 | 土木工程業 | 3 | 0.9% |
| 52 | 電路及管道工程業 | 0 | |
| 53 | 油漆、粉刷、裱蓆業 | 0 | |
| 59 | 其他營造業 | 2 | 0.6% |
| 61 | 批發業 | 7 | 2.0% |
| 62 | 零售業 | 6 | 1.8% |
| 63 | 國際貿易業 | 4 | 1.2% |

File : data2

wjobname: 職業

| Value | Label | Cases | Percentage |
|-------|-------------------|-------|------------------------------|
| 64 | 餐旅業 | 8 | <div><div></div></div> 2.3% |
| 70 | 無業 | 84 | <div><div></div></div> 24.6% |
| 71 | 運輸業 | 2 | <div><div></div></div> 0.6% |
| 72 | 倉儲業 | 1 | <div><div></div></div> 0.3% |
| 73 | 通信業 | 2 | <div><div></div></div> 0.6% |
| 80 | 其他不能歸類之行業 | 14 | <div><div></div></div> 4.1% |
| 81 | 金融業 | 11 | <div><div></div></div> 3.2% |
| 82 | 保險業 | 4 | <div><div></div></div> 1.2% |
| 83 | 經紀業 | 1 | <div><div></div></div> 0.3% |
| 84 | 法律及工商服務業 | 14 | <div><div></div></div> 4.1% |
| 85 | 機械設備租賃業 | 0 | |
| 86 | 股票投資 | 0 | |
| 90 | 公共行政服務業 | 15 | <div><div></div></div> 4.4% |
| 91 | 國防事業 | 0 | |
| 92 | 環境衛生服務業 | 0 | |
| 93 | 教育、學術 | 40 | <div><div></div></div> 11.7% |
| 94 | 大眾傳播事業 | 1 | <div><div></div></div> 0.3% |
| 95 | 醫療保健服務業 | 4 | <div><div></div></div> 1.2% |
| 96 | 社會福利、人民團體及其他社會服務業 | 0 | |
| 97 | 文化及康樂服務業 | 3 | <div><div></div></div> 0.9% |
| 98 | 個人服務業 | 32 | <div><div></div></div> 9.4% |
| 99 | 拒答、不知道 | 32 | <div><div></div></div> 9.4% |

Warning: these figures indicate the number of cases found in the data file. They cannot be interpreted as summary statistics of the population of interest.

wjobday: 每週工作天

| Information | | [Type= discrete] [Format=numeric] [Range= 0-9] [Missing=*] | |
|--------------------|-------|--|------------------------------|
| Statistics [NW/ W] | | [Valid=342 /-] [Invalid=0 /-] | |
| Value | Label | Cases | Percentage |
| 0 | 不適用 | 93 | <div><div></div></div> 27.2% |
| 2 | | 3 | <div><div></div></div> 0.9% |
| 3 | | 5 | <div><div></div></div> 1.5% |
| 5 | | 152 | <div><div></div></div> 44.4% |
| 6 | | 62 | <div><div></div></div> 18.1% |
| 7 | | 8 | <div><div></div></div> 2.3% |
| 9 | 未填答 | 19 | <div><div></div></div> 5.6% |

Warning: these figures indicate the number of cases found in the data file. They cannot be interpreted as summary statistics of the population of interest.

wjobhour: 每個工作天平均工作小時

| | | | |
|--------------------|---|-------|------------------------------|
| Information | [Type= discrete] [Format=numeric] [Range= 0-99] [Missing=*] | | |
| Statistics [NW/ W] | [Valid=342 /-] [Invalid=0 /-] | | |
| Value | Label | Cases | Percentage |
| 0 | 不適用 | 93 | <div><div></div></div> 27.2% |
| 3 | | 3 | <div><div></div></div> 0.9% |
| 4 | | 4 | <div><div></div></div> 1.2% |

File : data2

wjobhour: 每個工作天平均工作小時

| Value | Label | Cases | Percentage |
|-------|-------|-------|------------|
| 5 | | 4 | 1.2% |
| 6 | | 10 | 2.9% |
| 7 | | 10 | 2.9% |
| 8 | | 129 | 37.7% |
| 9 | | 23 | 6.7% |
| 10 | | 29 | 8.5% |
| 11 | | 4 | 1.2% |
| 12 | | 8 | 2.3% |
| 15 | | 2 | 0.6% |
| 24 | | 1 | 0.3% |
| 99 | 未填答 | 22 | 6.4% |

Warning: these figures indicate the number of cases found in the data file. They cannot be interpreted as summary statistics of the population of interest.

wrelig: 宗教信仰

| | |
|---------------------------|--|
| Information | [Type= discrete] [Format=numeric] [Range= 1-9] [Missing=*] |
| Statistics [NW/ W] | [Valid=342 /-] [Invalid=0 /-] |

| Value | Label | Cases | Percentage |
|-------|-------|-------|------------|
| 1 | 道教 | 105 | 30.7% |
| 2 | 佛教 | 123 | 36.0% |
| 3 | 基督教 | 27 | 7.9% |
| 4 | 天主教 | 1 | 0.3% |
| 5 | 回教 | 0 | |
| 6 | 其它 | 8 | 2.3% |
| 7 | 無 | 73 | 21.3% |
| 9 | 未填答 | 5 | 1.5% |

Warning: these figures indicate the number of cases found in the data file. They cannot be interpreted as summary statistics of the population of interest.

wsib1: 兄弟姊妹人數: 兄

| | |
|---------------------------|---|
| Information | [Type= discrete] [Format=numeric] [Range= 0-99] [Missing=*] |
| Statistics [NW/ W] | [Valid=342 /-] [Invalid=0 /-] |

| Value | Label | Cases | Percentage |
|-------|-------|-------|------------|
| 0 | | 178 | 52.0% |
| 1 | | 95 | 27.8% |
| 2 | | 38 | 11.1% |
| 3 | | 22 | 6.4% |
| 4 | | 5 | 1.5% |
| 5 | | 2 | 0.6% |
| 6 | | 1 | 0.3% |
| 10 | | 1 | 0.3% |
| 99 | 未填答 | 0 | |

Warning: these figures indicate the number of cases found in the data file. They cannot be interpreted as summary statistics of the population of interest.

wsib2: 兄弟姊妹人數: 姊

| | |
|---------------------------|---|
| Information | [Type= discrete] [Format=numeric] [Range= 0-99] [Missing=*] |
| Statistics [NW/ W] | [Valid=342 /-] [Invalid=0 /-] |

File : data2

wsib2: 兄弟姊妹人數: 姊

| Value | Label | Cases | Percentage |
|-------|-------|-------|------------------------------|
| 0 | | 155 | <div><div></div></div> 45.3% |
| 1 | | 99 | <div><div></div></div> 28.9% |
| 2 | | 51 | <div><div></div></div> 14.9% |
| 3 | | 25 | <div><div></div></div> 7.3% |
| 4 | | 6 | <div><div></div></div> 1.8% |
| 5 | | 5 | <div><div></div></div> 1.5% |
| 7 | | 1 | <div><div></div></div> 0.3% |
| 99 | 未填答 | 0 | |

Warning: these figures indicate the number of cases found in the data file. They cannot be interpreted as summary statistics of the population of interest.

wsib3: 兄弟姊妹人數: 弟

| Information | [Type= discrete] [Format=numeric] [Range= 0-99] [Missing=*] | | |
|---------------------------|---|-------|------------------------------|
| Statistics [NW/ W] | [Valid=342 /-] [Invalid=0 /-] | | |
| Value | Label | Cases | Percentage |
| 0 | | 154 | <div><div></div></div> 45.0% |
| 1 | | 144 | <div><div></div></div> 42.1% |
| 2 | | 33 | <div><div></div></div> 9.6% |
| 3 | | 8 | <div><div></div></div> 2.3% |
| 4 | | 2 | <div><div></div></div> 0.6% |
| 7 | | 1 | <div><div></div></div> 0.3% |
| 99 | 未填答 | 0 | |

Warning: these figures indicate the number of cases found in the data file. They cannot be interpreted as summary statistics of the population of interest.

wsib4: 兄弟姊妹人數: 妹

| Information | [Type= discrete] [Format=numeric] [Range= 0-99] [Missing=*] | | |
|---------------------------|---|-------|------------------------------|
| Statistics [NW/ W] | [Valid=342 /-] [Invalid=0 /-] | | |
| Value | Label | Cases | Percentage |
| 0 | | 177 | <div><div></div></div> 51.8% |
| 1 | | 102 | <div><div></div></div> 29.8% |
| 2 | | 42 | <div><div></div></div> 12.3% |
| 3 | | 15 | <div><div></div></div> 4.4% |
| 4 | | 4 | <div><div></div></div> 1.2% |
| 5 | | 2 | <div><div></div></div> 0.6% |
| 99 | 未填答 | 0 | |

Warning: these figures indicate the number of cases found in the data file. They cannot be interpreted as summary statistics of the population of interest.

wmaryear: 您和先生的結婚年月(民國年)

| Information | [Type= continuous] [Format=numeric] [Range= 45-999] [Missing=*] | | |
|---------------------------|---|-------|-------------------------------|
| Statistics [NW/ W] | [Valid=342 /-] [Invalid=0 /-] | | |
| Value | Label | Cases | Percentage |
| 999 | 未填答 | 7 | <div><div></div></div> 100.0% |

Warning: these figures indicate the number of cases found in the data file. They cannot be interpreted as summary statistics of the population of interest.

wmaryear: 您和先生的結婚年月(月)

| | | | |
|--------------------|---|--|--|
| Information | [Type= discrete] [Format=numeric] [Range= 1-99] [Missing=*] | | |
|--------------------|---|--|--|

File : data2

wmarday: 您和先生的結婚年月(月)

Statistics [NW/ W] [Valid=342 /-] [Invalid=0 /-]

| Value | Label | Cases | Percentage |
|-------|-------|-------|------------|
| 1 | | 46 | 13.5% |
| 2 | | 24 | 7.0% |
| 3 | | 31 | 9.1% |
| 4 | | 23 | 6.7% |
| 5 | | 32 | 9.4% |
| 6 | | 23 | 6.7% |
| 7 | | 15 | 4.4% |
| 8 | | 10 | 2.9% |
| 9 | | 20 | 5.8% |
| 10 | | 44 | 12.9% |
| 11 | | 24 | 7.0% |
| 12 | | 41 | 12.0% |
| 99 | 未填答 | 9 | 2.6% |

Warning: these figures indicate the number of cases found in the data file. They cannot be interpreted as summary statistics of the population of interest.

wdec: 您和先生在討論家裡的事情時, 主要由誰掌握決定權

Information [Type= discrete] [Format=numeric] [Range= 1-9] [Missing=*]

Statistics [NW/ W] [Valid=342 /-] [Invalid=0 /-]

| Value | Label | Cases | Percentage |
|-------|----------|-------|------------|
| 1 | 幾乎都是先生 | 25 | 7.3% |
| 2 | 多半是先生 | 53 | 15.5% |
| 3 | 先生和我兩人共同 | 182 | 53.2% |
| 4 | 多半是我 | 56 | 16.4% |
| 5 | 幾乎都是我 | 24 | 7.0% |
| 6 | 其他人 | 1 | 0.3% |
| 9 | 未填答 | 1 | 0.3% |

Warning: these figures indicate the number of cases found in the data file. They cannot be interpreted as summary statistics of the population of interest.

wkeep: 家裡的經濟大權, 主要由誰掌管

Information [Type= discrete] [Format=numeric] [Range= 1-9] [Missing=*]

Statistics [NW/ W] [Valid=342 /-] [Invalid=0 /-]

| Value | Label | Cases | Percentage |
|-------|----------|-------|------------|
| 1 | 幾乎都是先生 | 41 | 12.0% |
| 2 | 多半是先生 | 34 | 9.9% |
| 3 | 先生和我兩人共同 | 162 | 47.4% |
| 4 | 多半是我 | 60 | 17.5% |
| 5 | 幾乎都是我 | 45 | 13.2% |
| 6 | 其他人 | 0 | |
| 9 | 未填答 | 0 | |

Warning: these figures indicate the number of cases found in the data file. They cannot be interpreted as summary statistics of the population of interest.

wtalk: 您和先生平時談話的狀況

Information [Type= discrete] [Format=numeric] [Range= 1-9] [Missing=*]

File : data2

wtalk: 您和先生平時談話的狀況

Statistics [NW/ W] [Valid=342 /-] [Invalid=0 /-]

| Value | Label | Cases | Percentage |
|-------|-----------|-------|------------|
| 1 | 都是先生在說 | 5 | 1.5% |
| 2 | 先生說得比我多 | 40 | 11.7% |
| 3 | 先生和我說得差不多 | 171 | 50.0% |
| 4 | 我說得比先生多 | 114 | 33.3% |
| 5 | 都是我在說 | 11 | 3.2% |
| 9 | 未填答 | 1 | 0.3% |

Warning: these figures indicate the number of cases found in the data file. They cannot be interpreted as summary statistics of the population of interest.

wchinum: 請問您共有幾個孩子

Information [Type= discrete] [Format=numeric] [Range= 0-99] [Missing=*]

Statistics [NW/ W] [Valid=342 /-] [Invalid=0 /-]

| Value | Label | Cases | Percentage |
|-------|-------|-------|------------|
| 0 | | 46 | 13.5% |
| 1 | | 80 | 23.4% |
| 2 | | 146 | 42.7% |
| 3 | | 48 | 14.0% |
| 4 | | 15 | 4.4% |
| 5 | | 5 | 1.5% |
| 6 | | 2 | 0.6% |
| 99 | 未填答 | 0 | |

Warning: these figures indicate the number of cases found in the data file. They cannot be interpreted as summary statistics of the population of interest.

wchiboy: 共有幾個男孩

Information [Type= discrete] [Format=numeric] [Range= 0-9] [Missing=*]

Statistics [NW/ W] [Valid=342 /-] [Invalid=0 /-]

| Value | Label | Cases | Percentage |
|-------|-------|-------|------------|
| 0 | | 127 | 37.1% |
| 1 | | 156 | 45.6% |
| 2 | | 52 | 15.2% |
| 3 | | 6 | 1.8% |
| 4 | | 1 | 0.3% |
| 9 | 未填答 | 0 | |

Warning: these figures indicate the number of cases found in the data file. They cannot be interpreted as summary statistics of the population of interest.

wchigirl: 共有幾個女孩

Information [Type= discrete] [Format=numeric] [Range= 0-9] [Missing=*]


























Statistics [NW/ W] [Valid=342 /-] [Invalid=0 /-]

| Value | Label | Cases | Percentage |
|-------|-------|-------|------------|
| 0 | | 123 | 36.0% |
| 1 | | 135 | 39.5% |
| 2 | | 61 | 17.8% |
| 3 | | 17 | 5.0% |
| 4 | | 5 | 1.5% |

| | | | |
|---|---|--------------|-------------------|
| File : data2 | | | |
| # wchigirl: 共有幾個女孩 | | | |
| Value | Label | Cases | Percentage |
| 5 | | 1 | 0.3% |
| 9 | 未填答 | 0 | |
| Warning: these figures indicate the number of cases found in the data file. They cannot be interpreted as summary statistics of the population of interest. | | | |
| # wc1sex: 老大性別 | | | |
| Information | [Type= discrete] [Format=numeric] [Range= 0-9] [Missing=*] | | |
| Statistics [NW/ W] | [Valid=342 /-] [Invalid=0 /-] | | |
| Value | Label | Cases | Percentage |
| 0 | 不適用 | 44 | 12.9% |
| 1 | 男 | 137 | 40.1% |
| 2 | 女 | 155 | 45.3% |
| 9 | 未填答 | 6 | 1.8% |
| Warning: these figures indicate the number of cases found in the data file. They cannot be interpreted as summary statistics of the population of interest. | | | |
| # wc1age: 老大足歲 | | | |
| Information | [Type= continuous] [Format=numeric] [Range= 0-99] [Missing=*] | | |
| Statistics [NW/ W] | [Valid=342 /-] [Invalid=0 /-] | | |
| Value | Label | Cases | Percentage |
| 99 | 未填答 | 18 | 100.0% |
| Warning: these figures indicate the number of cases found in the data file. They cannot be interpreted as summary statistics of the population of interest. | | | |
| # wc2sex: 老么性別 | | | |
| Information | [Type= discrete] [Format=numeric] [Range= 0-9] [Missing=*] | | |
| Statistics [NW/ W] | [Valid=342 /-] [Invalid=0 /-] | | |
| Value | Label | Cases | Percentage |
| 0 | 不適用 | 125 | 36.5% |
| 1 | 男 | 108 | 31.6% |
| 2 | 女 | 102 | 29.8% |
| 9 | 未填答 | 7 | 2.0% |
| Warning: these figures indicate the number of cases found in the data file. They cannot be interpreted as summary statistics of the population of interest. | | | |
| # wc2age: 老么足歲 | | | |
| Information | [Type= continuous] [Format=numeric] [Range= 0-99] [Missing=*] | | |
| Statistics [NW/ W] | [Valid=342 /-] [Invalid=0 /-] | | |
| Value | Label | Cases | Percentage |
| 99 | 未填答 | 14 | 100.0% |
| Warning: these figures indicate the number of cases found in the data file. They cannot be interpreted as summary statistics of the population of interest. | | | |
| # wfamily1: 同住家人:先生 | | | |
| Information | [Type= discrete] [Format=numeric] [Range= 0-1] [Missing=*] | | |
| Statistics [NW/ W] | [Valid=342 /-] [Invalid=0 /-] | | |
| Value | Label | Cases | Percentage |
| 0 | 沒勾選 | 6 | 1.8% |
| 1 | 有勾選 | 336 | 98.2% |
| Warning: these figures indicate the number of cases found in the data file. They cannot be interpreted as summary statistics of the population of interest. | | | |

| | | | |
|---|--|-------|------------|
| File : data2 | | | |
| # wfamily2: 同住家人:自己父親 | | | |
| Information | [Type= discrete] [Format=numeric] [Range= 0-1] [Missing=*] | | |
| Statistics [NW/ W] | [Valid=342 /-] [Invalid=0 /-] | | |
| Value | Label | Cases | Percentage |
| 0 | 沒勾選 | 333 | 97.4% |
| 1 | 有勾選 | 9 | 2.6% |
| Warning: these figures indicate the number of cases found in the data file. They cannot be interpreted as summary statistics of the population of interest. | | | |
| # wfamily3: 同住家人:自己母親 | | | |
| Information | [Type= discrete] [Format=numeric] [Range= 0-1] [Missing=*] | | |
| Statistics [NW/ W] | [Valid=342 /-] [Invalid=0 /-] | | |
| Value | Label | Cases | Percentage |
| 0 | 沒勾選 | 332 | 97.1% |
| 1 | 有勾選 | 10 | 2.9% |
| Warning: these figures indicate the number of cases found in the data file. They cannot be interpreted as summary statistics of the population of interest. | | | |
| # wfamily4: 同住家人:自己兄弟姊妹 | | | |
| Information | [Type= discrete] [Format=numeric] [Range= 0-1] [Missing=*] | | |
| Statistics [NW/ W] | [Valid=342 /-] [Invalid=0 /-] | | |
| Value | Label | Cases | Percentage |
| 0 | 沒勾選 | 334 | 97.7% |
| 1 | 有勾選 | 8 | 2.3% |
| Warning: these figures indicate the number of cases found in the data file. They cannot be interpreted as summary statistics of the population of interest. | | | |
| # wfamily5: 同住家人:先生的父親 | | | |
| Information | [Type= discrete] [Format=numeric] [Range= 0-1] [Missing=*] | | |
| Statistics [NW/ W] | [Valid=342 /-] [Invalid=0 /-] | | |
| Value | Label | Cases | Percentage |
| 0 | 沒勾選 | 290 | 84.8% |
| 1 | 有勾選 | 52 | 15.2% |
| Warning: these figures indicate the number of cases found in the data file. They cannot be interpreted as summary statistics of the population of interest. | | | |
| # wfamily6: 同住家人:先生的母親 | | | |
| Information | [Type= discrete] [Format=numeric] [Range= 0-1] [Missing=*] | | |
| Statistics [NW/ W] | [Valid=342 /-] [Invalid=0 /-] | | |
| Value | Label | Cases | Percentage |
| 0 | 沒勾選 | 270 | 78.9% |
| 1 | 有勾選 | 72 | 21.1% |
| Warning: these figures indicate the number of cases found in the data file. They cannot be interpreted as summary statistics of the population of interest. | | | |
| # wfamily7: 同住家人:先生的兄弟姊妹 | | | |
| Information | [Type= discrete] [Format=numeric] [Range= 0-1] [Missing=*] | | |
| Statistics [NW/ W] | [Valid=342 /-] [Invalid=0 /-] | | |
| Value | Label | Cases | Percentage |
| 0 | 沒勾選 | 304 | 88.9% |
| 1 | 有勾選 | 38 | 11.1% |
| Warning: these figures indicate the number of cases found in the data file. They cannot be interpreted as summary statistics of the population of interest. | | | |

| | | | |
|---|--|-------|------------|
| File : data2 | | | |
| # wfamily8: 同住家人:子女 | | | |
| Information | [Type= discrete] [Format=numeric] [Range= 0-1] [Missing=*] | | |
| Statistics [NW/ W] | [Valid=342 /-] [Invalid=0 /-] | | |
| Value | Label | Cases | Percentage |
| 0 | 沒勾選 | 86 | 25.1% |
| 1 | 有勾選 | 256 | 74.9% |
| Warning: these figures indicate the number of cases found in the data file. They cannot be interpreted as summary statistics of the population of interest. | | | |
| # wfamily9: 同住家人:其它,請說明 | | | |
| Information | [Type= discrete] [Format=numeric] [Range= 0-1] [Missing=*] | | |
| Statistics [NW/ W] | [Valid=342 /-] [Invalid=0 /-] | | |
| Value | Label | Cases | Percentage |
| 0 | 沒勾選 | 329 | 96.2% |
| 1 | 有勾選 | 13 | 3.8% |
| Warning: these figures indicate the number of cases found in the data file. They cannot be interpreted as summary statistics of the population of interest. | | | |
| # wmartime: 包括您現在的婚姻,請問您總共結婚幾次 | | | |
| Information | [Type= discrete] [Format=numeric] [Range= 1-9] [Missing=*] | | |
| Statistics [NW/ W] | [Valid=342 /-] [Invalid=0 /-] | | |
| Value | Label | Cases | Percentage |
| 1 | | 325 | 95.0% |
| 2 | | 8 | 2.3% |
| 3 | | 1 | 0.3% |
| 9 | 未填答 | 8 | 2.3% |
| Warning: these figures indicate the number of cases found in the data file. They cannot be interpreted as summary statistics of the population of interest. | | | |
| # wmartar: 對象是否為同一人 | | | |
| Information | [Type= discrete] [Format=numeric] [Range= 0-9] [Missing=*] | | |
| Statistics [NW/ W] | [Valid=342 /-] [Invalid=0 /-] | | |
| Value | Label | Cases | Percentage |
| 0 | 不適用 | 324 | 94.7% |
| 1 | 是 | 1 | 0.3% |
| 2 | 否 | 9 | 2.6% |
| 9 | 未填答 | 8 | 2.3% |
| Warning: these figures indicate the number of cases found in the data file. They cannot be interpreted as summary statistics of the population of interest. | | | |
| # wmarend: 您的前一次婚姻如何結束的 | | | |
| Information | [Type= discrete] [Format=numeric] [Range= 0-9] [Missing=*] | | |
| Statistics [NW/ W] | [Valid=342 /-] [Invalid=0 /-] | | |
| Value | Label | Cases | Percentage |
| 0 | 不適用 | 325 | 95.0% |
| 1 | 離婚 | 8 | 2.3% |
| 2 | 喪偶 | 1 | 0.3% |
| 9 | 未填答 | 8 | 2.3% |
| Warning: these figures indicate the number of cases found in the data file. They cannot be interpreted as summary statistics of the population of interest. | | | |

| | | | |
|---|---|--------------|---|
| File : data2 | | | |
| # wmarcond: 您目前的婚姻狀況為何 | | | |
| Information | [Type= discrete] [Format=numeric] [Range= 1-9] [Missing=*] | | |
| Statistics [NW/ W] | [Valid=342 /-] [Invalid=0 /-] | | |
| Value | Label | Cases | Percentage |
| 1 | 夫妻同住 | 334 |  97.7% |
| 2 | 因工作或其他因素不住在一起 | 6 |  1.8% |
| 3 | 正辦理離婚或協議分居 | 0 | |
| 4 | 分居中 | 0 | |
| 5 | 其他 | 1 |  0.3% |
| 9 | 未填答 | 1 |  0.3% |
| Warning: these figures indicate the number of cases found in the data file. They cannot be interpreted as summary statistics of the population of interest. | | | |
| # wfina: 和大多數的家庭比較起來,您覺得您家現在的經濟情況如何 | | | |
| Information | [Type= discrete] [Format=numeric] [Range= 1-9] [Missing=*] | | |
| Statistics [NW/ W] | [Valid=342 /-] [Invalid=0 /-] | | |
| Value | Label | Cases | Percentage |
| 1 | 好很多 | 23 |  6.7% |
| 2 | 好一些 | 94 |  27.5% |
| 3 | 差不多 | 186 |  54.4% |
| 4 | 差一些 | 33 |  9.6% |
| 5 | 差很多 | 6 |  1.8% |
| 9 | 未填答 | 0 | |
| Warning: these figures indicate the number of cases found in the data file. They cannot be interpreted as summary statistics of the population of interest. | | | |
| # wincome: 您家庭每月平均收入大約 | | | |
| Information | [Type= discrete] [Format=numeric] [Range= 1-99] [Missing=*] | | |
| Statistics [NW/ W] | [Valid=342 /-] [Invalid=0 /-] | | |
| Value | Label | Cases | Percentage |
| 1 | 3萬以下 | 33 |  9.6% |
| 2 | 3萬-4萬9,999元 | 55 |  16.1% |
| 3 | 5萬-5萬9,999元 | 49 |  14.3% |
| 4 | 6萬-6萬9,999元 | 39 |  11.4% |
| 5 | 7萬-7萬9,999元 | 31 |  9.1% |
| 6 | 8萬-8萬9,999元 | 24 |  7.0% |
| 7 | 9萬-9萬9,999元 | 25 |  7.3% |
| 8 | 10萬-10萬9,999元 | 31 |  9.1% |
| 9 | 11萬-11萬9,999元 | 7 |  2.0% |
| 10 | 12萬-12萬9,999元 | 12 |  3.5% |
| 11 | 13萬-13萬9,999元 | 9 |  2.6% |
| 12 | 14萬-14萬9,999元 | 3 |  0.9% |
| 13 | 15萬-15萬9,999元 | 9 |  2.6% |
| 14 | 16萬-16萬9,999元 | 1 |  0.3% |
| 15 | 17萬-17萬9,999元 | 0 | |
| 16 | 18萬-18萬9,999元 | 1 |  0.3% |
| 17 | 19萬-19萬9,999元 | 2 |  0.6% |

File : data2

wincome: 您家庭每月平均收入大約

| Value | Label | Cases | Percentage |
|-------|-------|-------|-----------------------------|
| 18 | 20萬以上 | 7 | <div><div></div></div> 2.0% |
| 99 | 未填答 | 4 | <div><div></div></div> 1.2% |

Warning: these figures indicate the number of cases found in the data file. They cannot be interpreted as summary statistics of the population of interest.

wfedu: 父親: 教育程度

| | |
|---------------------------|--|
| Information | [Type= discrete] [Format=numeric] [Range= 1-9] [Missing=*] |
| Statistics [NW/ W] | [Valid=342 /-] [Invalid=0 /-] |

| Value | Label | Cases | Percentage |
|-------|--------|-------|------------------------------|
| 1 | 不識字 | 37 | <div><div></div></div> 10.8% |
| 2 | 私塾或自修 | 26 | <div><div></div></div> 7.6% |
| 3 | 小學 | 119 | <div><div></div></div> 34.8% |
| 4 | 國(初)中 | 60 | <div><div></div></div> 17.5% |
| 5 | 高中(職) | 58 | <div><div></div></div> 17.0% |
| 6 | 專科 | 21 | <div><div></div></div> 6.1% |
| 7 | 大學或學院 | 17 | <div><div></div></div> 5.0% |
| 8 | 研究所及以上 | 4 | <div><div></div></div> 1.2% |
| 9 | 其他 | 0 | |

Warning: these figures indicate the number of cases found in the data file. They cannot be interpreted as summary statistics of the population of interest.

wfnative: 父親: 籍貫

| | |
|---------------------------|--|
| Information | [Type= discrete] [Format=numeric] [Range= 1-9] [Missing=*] |
| Statistics [NW/ W] | [Valid=342 /-] [Invalid=0 /-] |

| Value | Label | Cases | Percentage |
|-------|-------|-------|------------------------------|
| 1 | 本省閩南 | 251 | <div><div></div></div> 73.4% |
| 2 | 本省客家 | 42 | <div><div></div></div> 12.3% |
| 3 | 原住民 | 45 | <div><div></div></div> 13.2% |
| 4 | 外省 | 1 | <div><div></div></div> 0.3% |
| 5 | 其他 | 3 | <div><div></div></div> 0.9% |
| 9 | 未填答 | 0 | |

Warning: these figures indicate the number of cases found in the data file. They cannot be interpreted as summary statistics of the population of interest.

wflive: 父親: 是否健在

| | |
|---------------------------|--|
| Information | [Type= discrete] [Format=numeric] [Range= 1-9] [Missing=*] |
| Statistics [NW/ W] | [Valid=342 /-] [Invalid=0 /-] |

| Value | Label | Cases | Percentage |
|-------|---------|-------|------------------------------|
| 1 | 存 | 216 | <div><div></div></div> 63.2% |
| 2 | 歿(跳答母親) | 126 | <div><div></div></div> 36.8% |
| 9 | 未填答 | 0 | |

Warning: these figures indicate the number of cases found in the data file. They cannot be interpreted as summary statistics of the population of interest.

wfage: 父親: 現年(歲)

| | |
|---------------------------|---|
| Information | [Type= continuous] [Format=numeric] [Range= 48-999] [Missing=*] |
| Statistics [NW/ W] | [Valid=342 /-] [Invalid=0 /-] |

| Value | Label | Cases | Percentage |
|-------|-------|-------|-------------------------------|
| 999 | 未填答 | 137 | <div><div></div></div> 100.0% |

File : data2

wfage: 父親: 現年(歳)

Warning: these figures indicate the number of cases found in the data file. They cannot be interpreted as summary statistics of the population of interest.

| # wfcont: 父親:聯絡情形 | | | |
|---|--|-------|------------------------------|
| Information | [Type= discrete] [Format=numeric] [Range= 1-9] [Missing=*] | | |
| Statistics [NW/ W] | [Valid=342 /-] [Invalid=0 /-] | | |
| Value | Label | Cases | Percentage |
| 1 | 住在一起 | 15 | <div><div></div></div> 4.4% |
| 2 | 幾乎每天 | 37 | <div><div></div></div> 10.8% |
| 3 | 一星期幾次 | 76 | <div><div></div></div> 22.2% |
| 4 | 一個月幾次 | 54 | <div><div></div></div> 15.8% |
| 5 | 兩三個月一次 | 16 | <div><div></div></div> 4.7% |
| 6 | 一年一兩次 | 10 | <div><div></div></div> 2.9% |
| 7 | 幾年一次 | 0 | |
| 8 | 幾乎不聯絡 | 2 | <div><div></div></div> 0.6% |
| 9 | 未填答 | 132 | <div><div></div></div> 38.6% |
| Warning: these figures indicate the number of cases found in the data file. They cannot be interpreted as summary statistics of the population of interest. | | | |
| # wfwealth: 父親:健康情形 | | | |
| Information | [Type= discrete] [Format=numeric] [Range= 1-9] [Missing=*] | | |
| Statistics [NW/ W] | [Valid=342 /-] [Invalid=0 /-] | | |
| Value | Label | Cases | Percentage |
| 1 | 很好 | 69 | <div><div></div></div> 20.2% |
| 2 | 還算好 | 84 | <div><div></div></div> 24.6% |
| 3 | 普通 | 43 | <div><div></div></div> 12.6% |
| 4 | 不太好 | 19 | <div><div></div></div> 5.6% |
| 5 | 很不好 | 1 | <div><div></div></div> 0.3% |
| 9 | 未填答 | 126 | <div><div></div></div> 36.8% |
| Warning: these figures indicate the number of cases found in the data file. They cannot be interpreted as summary statistics of the population of interest. | | | |
| # wfmoney: 父親:您有沒有給父親生活費或零花費 | | | |
| Information | [Type= discrete] [Format=numeric] [Range= 1-9] [Missing=*] | | |
| Statistics [NW/ W] | [Valid=342 /-] [Invalid=0 /-] | | |
| Value | Label | Cases | Percentage |
| 1 | 固定每個月給 | 40 | <div><div></div></div> 11.7% |
| 2 | 過年過節給 | 127 | <div><div></div></div> 37.1% |
| 3 | 沒有給 | 44 | <div><div></div></div> 12.9% |
| 4 | 其他 | 4 | <div><div></div></div> 1.2% |
| 9 | 未填答 | 127 | <div><div></div></div> 37.1% |
| Warning: these figures indicate the number of cases found in the data file. They cannot be interpreted as summary statistics of the population of interest. | | | |
| # wmedu: 母親:教育程度 | | | |
| Information | [Type= discrete] [Format=numeric] [Range= 1-9] [Missing=*] | | |
| Statistics [NW/ W] | [Valid=342 /-] [Invalid=0 /-] | | |
| Value | Label | Cases | Percentage |
| 1 | 不識字 | 79 | <div><div></div></div> 23.1% |
| 2 | 私塾或自修 | 17 | <div><div></div></div> 5.0% |
| 3 | 小學 | 133 | <div><div></div></div> 38.9% |
| 4 | 國(初)中 | 35 | <div><div></div></div> 10.2% |
| 5 | 高中(職) | 55 | <div><div></div></div> 16.1% |

| # wmedu: 母親:教育程度 | | | |
|---|---|-------|-------------------------------|
| Value | Label | Cases | Percentage |
| 6 | 專科 | 7 | <div><div></div></div> 2.0% |
| 7 | 大學或學院 | 12 | <div><div></div></div> 3.5% |
| 8 | 研究所及以上 | 0 | |
| 9 | 其他 | 4 | <div><div></div></div> 1.2% |
| Warning: these figures indicate the number of cases found in the data file. They cannot be interpreted as summary statistics of the population of interest. | | | |
| # wmnative: 母親:籍貫 | | | |
| Information | [Type= discrete] [Format=numeric] [Range= 1-9] [Missing=*] | | |
| Statistics [NW/ W] | [Valid=342 /-] [Invalid=0 /-] | | |
| Value | Label | Cases | Percentage |
| 1 | 本省閩南 | 264 | <div><div></div></div> 77.2% |
| 2 | 本省客家 | 47 | <div><div></div></div> 13.7% |
| 3 | 原住民 | 21 | <div><div></div></div> 6.1% |
| 4 | 外省 | 4 | <div><div></div></div> 1.2% |
| 5 | 其他 | 3 | <div><div></div></div> 0.9% |
| 9 | 未填答 | 3 | <div><div></div></div> 0.9% |
| Warning: these figures indicate the number of cases found in the data file. They cannot be interpreted as summary statistics of the population of interest. | | | |
| # wmlive: 母親:是否健在 | | | |
| Information | [Type= discrete] [Format=numeric] [Range= 1-9] [Missing=*] | | |
| Statistics [NW/ W] | [Valid=342 /-] [Invalid=0 /-] | | |
| Value | Label | Cases | Percentage |
| 1 | 存 | 258 | <div><div></div></div> 75.4% |
| 2 | 歿 | 84 | <div><div></div></div> 24.6% |
| 9 | 未填答 | 0 | |
| Warning: these figures indicate the number of cases found in the data file. They cannot be interpreted as summary statistics of the population of interest. | | | |
| # wmage: 母親:現年(歲) | | | |
| Information | [Type= continuous] [Format=numeric] [Range= 40-999] [Missing=*] | | |
| Statistics [NW/ W] | [Valid=342 /-] [Invalid=0 /-] | | |
| Value | Label | Cases | Percentage |
| 999 | 未填答 | 100 | <div><div></div></div> 100.0% |
| Warning: these figures indicate the number of cases found in the data file. They cannot be interpreted as summary statistics of the population of interest. | | | |
| # wmcont: 母親:聯絡情形 | | | |
| Information | [Type= discrete] [Format=numeric] [Range= 1-9] [Missing=*] | | |
| Statistics [NW/ W] | [Valid=342 /-] [Invalid=0 /-] | | |
| Value | Label | Cases | Percentage |
| 1 | 住在一起 | 15 | <div><div></div></div> 4.4% |
| 2 | 幾乎每天 | 53 | <div><div></div></div> 15.5% |
| 3 | 一星期幾次 | 95 | <div><div></div></div> 27.8% |
| 4 | 一個月幾次 | 65 | <div><div></div></div> 19.0% |
| 5 | 兩三個月一次 | 14 | <div><div></div></div> 4.1% |
| 6 | 一年一兩次 | 2 | <div><div></div></div> 0.6% |
| 7 | 幾年一次 | 2 | <div><div></div></div> 0.6% |
| 8 | 幾乎不聯絡 | 2 | <div><div></div></div> 0.6% |

| | | | |
|---|--|--------------|-------------------|
| # wmcont: 母親:聯絡情形 | | | |
| Value | Label | Cases | Percentage |
| 9 | 未填答 | 94 | <div></div> 27.5% |
| Warning: these figures indicate the number of cases found in the data file. They cannot be interpreted as summary statistics of the population of interest. | | | |
| # wmwealth: 母親:健康情形 | | | |
| Information | [Type= discrete] [Format=numeric] [Range= 1-9] [Missing=*] | | |
| Statistics [NW/ W] | [Valid=342 /-] [Invalid=0 /-] | | |
| Value | Label | Cases | Percentage |
| 1 | 很好 | 83 | <div></div> 24.3% |
| 2 | 還算好 | 98 | <div></div> 28.7% |
| 3 | 普通 | 56 | <div></div> 16.4% |
| 4 | 不太好 | 15 | <div></div> 4.4% |
| 5 | 很不好 | 5 | <div></div> 1.5% |
| 9 | 未填答 | 85 | <div></div> 24.9% |
| Warning: these figures indicate the number of cases found in the data file. They cannot be interpreted as summary statistics of the population of interest. | | | |
| # wmmoney: 母親:您有沒有給母親生活費或零花費 | | | |
| Information | [Type= discrete] [Format=numeric] [Range= 1-9] [Missing=*] | | |
| Statistics [NW/ W] | [Valid=342 /-] [Invalid=0 /-] | | |
| Value | Label | Cases | Percentage |
| 1 | 固定每個月給 | 54 | <div></div> 15.8% |
| 2 | 過年過節給 | 160 | <div></div> 46.8% |
| 3 | 沒有給 | 38 | <div></div> 11.1% |
| 4 | 其他 | 4 | <div></div> 1.2% |
| 9 | 未填答 | 86 | <div></div> 25.1% |
| Warning: these figures indicate the number of cases found in the data file. They cannot be interpreted as summary statistics of the population of interest. | | | |
| # wplev: 在您成長過程中,您家和別人比較起來,您家的生活水準如何 | | | |
| Information | [Type= discrete] [Format=numeric] [Range= 1-9] [Missing=*] | | |
| Statistics [NW/ W] | [Valid=342 /-] [Invalid=0 /-] | | |
| Value | Label | Cases | Percentage |
| 1 | 很差 | 9 | <div></div> 2.6% |
| 2 | 差 | 23 | <div></div> 6.7% |
| 3 | 普通 | 234 | <div></div> 68.4% |
| 4 | 佳 | 70 | <div></div> 20.5% |
| 5 | 極佳 | 6 | <div></div> 1.8% |
| 9 | 未填答 | 0 | |
| Warning: these figures indicate the number of cases found in the data file. They cannot be interpreted as summary statistics of the population of interest. | | | |
| # wpdec: 在您的印象中,您父母在討論家裡的事情時,主要由誰掌握決定權 | | | |
| Information | [Type= discrete] [Format=numeric] [Range= 1-9] [Missing=*] | | |
| Statistics [NW/ W] | [Valid=342 /-] [Invalid=0 /-] | | |
| Value | Label | Cases | Percentage |
| 1 | 幾乎都是父親 | 53 | <div></div> 15.5% |
| 2 | 多半是父親 | 89 | <div></div> 26.0% |
| 3 | 父母兩人共同 | 73 | <div></div> 21.3% |
| 4 | 多半是母親 | 89 | <div></div> 26.0% |

| | | | |
|--|--|--------------|---|
| # wpdec: 在您的印象中,您父母在討論家裡的事情時,主要由誰掌握決定權 | | | |
| Value | Label | Cases | Percentage |
| 5 | 幾乎都是母親 | 33 |  9.6% |
| 6 | 其他人 | 3 |  0.9% |
| 9 | 未填答 | 2 |  0.6% |
| <i>Warning: these figures indicate the number of cases found in the data file. They cannot be interpreted as summary statistics of the population of interest.</i> | | | |
| # wpkeep: 在您印象中,家裡的經濟大權,主要由誰掌管 | | | |
| Information | [Type= discrete] [Format=numeric] [Range= 1-9] [Missing=*] | | |
| Statistics [NW/ W] | [Valid=342 /-] [Invalid=0 /-] | | |
| Value | Label | Cases | Percentage |
| 1 | 幾乎都是父親 | 53 |  15.5% |
| 2 | 多半是父親 | 67 |  19.6% |
| 3 | 父母兩人共同 | 55 |  16.1% |
| 4 | 多半是母親 | 107 |  31.3% |
| 5 | 幾乎都是母親 | 55 |  16.1% |
| 6 | 其他人 | 4 |  1.2% |
| 9 | 未填答 | 1 |  0.3% |
| <i>Warning: these figures indicate the number of cases found in the data file. They cannot be interpreted as summary statistics of the population of interest.</i> | | | |
| # wptalk: 在您印象中,您父母平時談話的狀況 | | | |
| Information | [Type= discrete] [Format=numeric] [Range= 1-9] [Missing=*] | | |
| Statistics [NW/ W] | [Valid=342 /-] [Invalid=0 /-] | | |
| Value | Label | Cases | Percentage |
| 1 | 都是父親在說 | 22 |  6.4% |
| 2 | 父親說得比母親多 | 36 |  10.5% |
| 3 | 父母差不多 | 154 |  45.0% |
| 4 | 母親說得比父親多 | 97 |  28.4% |
| 5 | 都是母親在說 | 31 |  9.1% |
| 9 | 未填答 | 2 |  0.6% |
| <i>Warning: these figures indicate the number of cases found in the data file. They cannot be interpreted as summary statistics of the population of interest.</i> | | | |
| # wpcare: 您父母親會互相關心彼此嗎 | | | |
| Information | [Type= discrete] [Format=numeric] [Range= 1-9] [Missing=*] | | |
| Statistics [NW/ W] | [Valid=342 /-] [Invalid=0 /-] | | |
| Value | Label | Cases | Percentage |
| 1 | 總是 | 81 |  23.7% |
| 2 | 常常 | 128 |  37.4% |
| 3 | 有時候 | 96 |  28.1% |
| 4 | 很少 | 29 |  8.5% |
| 5 | 從未 | 6 |  1.8% |
| 9 | 未填答 | 2 |  0.6% |
| <i>Warning: these figures indicate the number of cases found in the data file. They cannot be interpreted as summary statistics of the population of interest.</i> | | | |
| # wpcon: 他們常常發生衝突嗎 | | | |
| Information | [Type= discrete] [Format=numeric] [Range= 1-9] [Missing=*] | | |
| Statistics [NW/ W] | [Valid=342 /-] [Invalid=0 /-] | | |

| # wpcn: 他們常常發生衝突嗎 | | | |
|---|--|-------|------------------------------|
| Value | Label | Cases | Percentage |
| 1 | 總是 | 9 | <div><div></div></div> 2.6% |
| 2 | 常常 | 55 | <div><div></div></div> 16.1% |
| 3 | 有時候 | 172 | <div><div></div></div> 50.3% |
| 4 | 很少 | 95 | <div><div></div></div> 27.8% |
| 5 | 從未 | 9 | <div><div></div></div> 2.6% |
| 9 | 未填答 | 2 | <div><div></div></div> 0.6% |
| Warning: these figures indicate the number of cases found in the data file. They cannot be interpreted as summary statistics of the population of interest. | | | |
| # wmrel: 您和您父母親之間的關係如何: 母親 | | | |
| Information | [Type= discrete] [Format=numeric] [Range= 1-9] [Missing=*] | | |
| Statistics [NW/ W] | [Valid=342 /-] [Invalid=0 /-] | | |
| Value | Label | Cases | Percentage |
| 1 | 很好 | 211 | <div><div></div></div> 61.7% |
| 2 | 還算好 | 95 | <div><div></div></div> 27.8% |
| 3 | 普通 | 30 | <div><div></div></div> 8.8% |
| 4 | 不太好 | 3 | <div><div></div></div> 0.9% |
| 5 | 很不好 | 2 | <div><div></div></div> 0.6% |
| 9 | 未填答 | 1 | <div><div></div></div> 0.3% |
| Warning: these figures indicate the number of cases found in the data file. They cannot be interpreted as summary statistics of the population of interest. | | | |
| # wfrel: 您和您父母親之間的關係如何: 父親 | | | |
| Information | [Type= discrete] [Format=numeric] [Range= 1-9] [Missing=*] | | |
| Statistics [NW/ W] | [Valid=342 /-] [Invalid=0 /-] | | |
| Value | Label | Cases | Percentage |
| 1 | 很好 | 178 | <div><div></div></div> 52.0% |
| 2 | 還算好 | 100 | <div><div></div></div> 29.2% |
| 3 | 普通 | 47 | <div><div></div></div> 13.7% |
| 4 | 不太好 | 7 | <div><div></div></div> 2.0% |
| 5 | 很不好 | 4 | <div><div></div></div> 1.2% |
| 9 | 未填答 | 6 | <div><div></div></div> 1.8% |
| Warning: these figures indicate the number of cases found in the data file. They cannot be interpreted as summary statistics of the population of interest. | | | |
| # wfeel1: 和他比起來, 對這個家我覺得自己做的比較少 | | | |
| Information | [Type= discrete] [Format=numeric] [Range= 1-9] [Missing=*] | | |
| Statistics [NW/ W] | [Valid=342 /-] [Invalid=0 /-] | | |
| Value | Label | Cases | Percentage |
| 1 | 完全不覺得 | 191 | <div><div></div></div> 55.8% |
| 2 | 有些覺得 | 125 | <div><div></div></div> 36.5% |
| 3 | 相當覺得 | 16 | <div><div></div></div> 4.7% |
| 4 | 深覺如此 | 10 | <div><div></div></div> 2.9% |
| 9 | 未填答 | 0 | |
| Warning: these figures indicate the number of cases found in the data file. They cannot be interpreted as summary statistics of the population of interest. | | | |
| # wfeel2: 為了這個家, 他默默地承受一般人所不能承受的壓力 | | | |
| Information | [Type= discrete] [Format=numeric] [Range= 1-9] [Missing=*] | | |
| Statistics [NW/ W] | [Valid=342 /-] [Invalid=0 /-] | | |

| # wfeel2: 為了這個家,他默默地承受一般人所不能承受的壓力 | | | |
|---|--|-------|------------------------------|
| Value | Label | Cases | Percentage |
| 1 | 完全不覺得 | 59 | <div><div></div></div> 17.3% |
| 2 | 有些覺得 | 173 | <div><div></div></div> 50.6% |
| 3 | 相當覺得 | 79 | <div><div></div></div> 23.1% |
| 4 | 深覺如此 | 31 | <div><div></div></div> 9.1% |
| 9 | 未填答 | 0 | |
| Warning: these figures indicate the number of cases found in the data file. They cannot be interpreted as summary statistics of the population of interest. | | | |
| # wfeel3: 只要有能力,我一定不計代價回報他對這個家的付出 | | | |
| Information | [Type= discrete] [Format=numeric] [Range= 1-9] [Missing=*] | | |
| Statistics [NW/ W] | [Valid=342 /-] [Invalid=0 /-] | | |
| Value | Label | Cases | Percentage |
| 1 | 完全不覺得 | 12 | <div><div></div></div> 3.5% |
| 2 | 有些覺得 | 111 | <div><div></div></div> 32.5% |
| 3 | 相當覺得 | 116 | <div><div></div></div> 33.9% |
| 4 | 深覺如此 | 101 | <div><div></div></div> 29.5% |
| 9 | 未填答 | 2 | <div><div></div></div> 0.6% |
| Warning: these figures indicate the number of cases found in the data file. They cannot be interpreted as summary statistics of the population of interest. | | | |
| # wfeel4: 只要想到這些年他為我做的一切,我就會覺得非常感動 | | | |
| Information | [Type= discrete] [Format=numeric] [Range= 1-9] [Missing=*] | | |
| Statistics [NW/ W] | [Valid=342 /-] [Invalid=0 /-] | | |
| Value | Label | Cases | Percentage |
| 1 | 完全不覺得 | 9 | <div><div></div></div> 2.6% |
| 2 | 有些覺得 | 116 | <div><div></div></div> 33.9% |
| 3 | 相當覺得 | 119 | <div><div></div></div> 34.8% |
| 4 | 深覺如此 | 97 | <div><div></div></div> 28.4% |
| 9 | 未填答 | 1 | <div><div></div></div> 0.3% |
| Warning: these figures indicate the number of cases found in the data file. They cannot be interpreted as summary statistics of the population of interest. | | | |
| # wfeel5: 他對我很好,讓我有欠一份情的感覺 | | | |
| Information | [Type= discrete] [Format=numeric] [Range= 1-9] [Missing=*] | | |
| Statistics [NW/ W] | [Valid=342 /-] [Invalid=0 /-] | | |
| Value | Label | Cases | Percentage |
| 1 | 完全不覺得 | 71 | <div><div></div></div> 20.8% |
| 2 | 有些覺得 | 140 | <div><div></div></div> 40.9% |
| 3 | 相當覺得 | 83 | <div><div></div></div> 24.3% |
| 4 | 深覺如此 | 47 | <div><div></div></div> 13.7% |
| 9 | 未填答 | 1 | <div><div></div></div> 0.3% |
| Warning: these figures indicate the number of cases found in the data file. They cannot be interpreted as summary statistics of the population of interest. | | | |
| # wfeel6: 在所有人當中,他陪伴我度過最多的困境 | | | |
| Information | [Type= discrete] [Format=numeric] [Range= 1-9] [Missing=*] | | |
| Statistics [NW/ W] | [Valid=342 /-] [Invalid=0 /-] | | |
| Value | Label | Cases | Percentage |
| 1 | 完全不覺得 | 26 | <div><div></div></div> 7.6% |
| 2 | 有些覺得 | 116 | <div><div></div></div> 33.9% |

| # wfeel6: 在所有人當中,他陪伴我度過最多的困境 | | | |
|---|--|-------|-------------------|
| Value | Label | Cases | Percentage |
| 3 | 相當覺得 | 103 | <div></div> 30.1% |
| 4 | 深覺如此 | 97 | <div></div> 28.4% |
| 9 | 未填答 | 0 | |
| Warning: these figures indicate the number of cases found in the data file. They cannot be interpreted as summary statistics of the population of interest. | | | |
| # wfeel7: 我們有很多話題可以聊 | | | |
| Information | [Type= discrete] [Format=numeric] [Range= 1-9] [Missing=*] | | |
| Statistics [NW/ W] | [Valid=342 /-] [Invalid=0 /-] | | |
| Value | Label | Cases | Percentage |
| 1 | 完全不覺得 | 38 | <div></div> 11.1% |
| 2 | 有些覺得 | 109 | <div></div> 31.9% |
| 3 | 相當覺得 | 101 | <div></div> 29.5% |
| 4 | 深覺如此 | 93 | <div></div> 27.2% |
| 9 | 未填答 | 1 | <div></div> 0.3% |
| Warning: these figures indicate the number of cases found in the data file. They cannot be interpreted as summary statistics of the population of interest. | | | |
| # wfeel8: 我們有很多一同經歷的特殊體驗 | | | |
| Information | [Type= discrete] [Format=numeric] [Range= 1-9] [Missing=*] | | |
| Statistics [NW/ W] | [Valid=342 /-] [Invalid=0 /-] | | |
| Value | Label | Cases | Percentage |
| 1 | 完全不覺得 | 32 | <div></div> 9.4% |
| 2 | 有些覺得 | 128 | <div></div> 37.4% |
| 3 | 相當覺得 | 94 | <div></div> 27.5% |
| 4 | 深覺如此 | 87 | <div></div> 25.4% |
| 9 | 未填答 | 1 | <div></div> 0.3% |
| Warning: these figures indicate the number of cases found in the data file. They cannot be interpreted as summary statistics of the population of interest. | | | |
| # wfeel9: 我們很享受兩人獨處的時間 | | | |
| Information | [Type= discrete] [Format=numeric] [Range= 1-9] [Missing=*] | | |
| Statistics [NW/ W] | [Valid=342 /-] [Invalid=0 /-] | | |
| Value | Label | Cases | Percentage |
| 1 | 完全不覺得 | 30 | <div></div> 8.8% |
| 2 | 有些覺得 | 95 | <div></div> 27.8% |
| 3 | 相當覺得 | 114 | <div></div> 33.3% |
| 4 | 深覺如此 | 102 | <div></div> 29.8% |
| 9 | 未填答 | 1 | <div></div> 0.3% |
| Warning: these figures indicate the number of cases found in the data file. They cannot be interpreted as summary statistics of the population of interest. | | | |
| # wfeel10: 我很喜歡我們之間表達情意的方式 | | | |
| Information | [Type= discrete] [Format=numeric] [Range= 1-9] [Missing=*] | | |
| Statistics [NW/ W] | [Valid=342 /-] [Invalid=0 /-] | | |
| Value | Label | Cases | Percentage |
| 1 | 完全不覺得 | 38 | <div></div> 11.1% |
| 2 | 有些覺得 | 107 | <div></div> 31.3% |
| 3 | 相當覺得 | 117 | <div></div> 34.2% |
| 4 | 深覺如此 | 78 | <div></div> 22.8% |

| | | | |
|---|--|--------------|-------------------|
| # wfeel10: 我很喜歡我們之間表達情意的方式 | | | |
| Value | Label | Cases | Percentage |
| 9 | 未填答 | 2 | 0.6% |
| Warning: these figures indicate the number of cases found in the data file. They cannot be interpreted as summary statistics of the population of interest. | | | |
| # wfeel11: 我能從他那學到許多我所不足的能力 | | | |
| Information | [Type= discrete] [Format=numeric] [Range= 1-9] [Missing=*] | | |
| Statistics [NW/ W] | [Valid=342 /-] [Invalid=0 /-] | | |
| Value | Label | Cases | Percentage |
| 1 | 完全不覺得 | 26 | 7.6% |
| 2 | 有些覺得 | 121 | 35.4% |
| 3 | 相當覺得 | 105 | 30.7% |
| 4 | 深覺如此 | 90 | 26.3% |
| 9 | 未填答 | 0 | |
| Warning: these figures indicate the number of cases found in the data file. They cannot be interpreted as summary statistics of the population of interest. | | | |
| # wfeel12: 身為他的配偶,我特別覺得驕傲 | | | |
| Information | [Type= discrete] [Format=numeric] [Range= 1-9] [Missing=*] | | |
| Statistics [NW/ W] | [Valid=342 /-] [Invalid=0 /-] | | |
| Value | Label | Cases | Percentage |
| 1 | 完全不覺得 | 21 | 6.1% |
| 2 | 有些覺得 | 113 | 33.0% |
| 3 | 相當覺得 | 113 | 33.0% |
| 4 | 深覺如此 | 95 | 27.8% |
| 9 | 未填答 | 0 | |
| Warning: these figures indicate the number of cases found in the data file. They cannot be interpreted as summary statistics of the population of interest. | | | |
| # wfeel13: 我很高興能有一個個性這麼好的先生 | | | |
| Information | [Type= discrete] [Format=numeric] [Range= 1-9] [Missing=*] | | |
| Statistics [NW/ W] | [Valid=342 /-] [Invalid=0 /-] | | |
| Value | Label | Cases | Percentage |
| 1 | 完全不覺得 | 38 | 11.1% |
| 2 | 有些覺得 | 93 | 27.2% |
| 3 | 相當覺得 | 104 | 30.4% |
| 4 | 深覺如此 | 107 | 31.3% |
| 9 | 未填答 | 0 | |
| Warning: these figures indicate the number of cases found in the data file. They cannot be interpreted as summary statistics of the population of interest. | | | |
| # wfeel14: 時間越久,我越能感受到他與眾不同的優點 | | | |
| Information | [Type= discrete] [Format=numeric] [Range= 1-9] [Missing=*] | | |
| Statistics [NW/ W] | [Valid=342 /-] [Invalid=0 /-] | | |
| Value | Label | Cases | Percentage |
| 1 | 完全不覺得 | 17 | 5.0% |
| 2 | 有些覺得 | 112 | 32.7% |
| 3 | 相當覺得 | 105 | 30.7% |
| 4 | 深覺如此 | 107 | 31.3% |
| 9 | 未填答 | 1 | 0.3% |
| Warning: these figures indicate the number of cases found in the data file. They cannot be interpreted as summary statistics of the population of interest. | | | |

| # wfeel15: 他的為人處世受到我親友極大的肯定 | | | |
|---|--|-------|------------------------------|
| Information | [Type= discrete] [Format=numeric] [Range= 1-9] [Missing=*] | | |
| Statistics [NW/ W] | [Valid=342 /-] [Invalid=0 /-] | | |
| Value | Label | Cases | Percentage |
| 1 | 完全不覺得 | 16 | <div><div></div></div> 4.7% |
| 2 | 有些覺得 | 91 | <div><div></div></div> 26.6% |
| 3 | 相當覺得 | 115 | <div><div></div></div> 33.6% |
| 4 | 深覺如此 | 120 | <div><div></div></div> 35.1% |
| 9 | 未填答 | 0 | |
| Warning: these figures indicate the number of cases found in the data file. They cannot be interpreted as summary statistics of the population of interest. | | | |
| # wfeel16: 我們能完全了解對方的需求 | | | |
| Information | [Type= discrete] [Format=numeric] [Range= 1-9] [Missing=*] | | |
| Statistics [NW/ W] | [Valid=342 /-] [Invalid=0 /-] | | |
| Value | Label | Cases | Percentage |
| 1 | 完全不覺得 | 19 | <div><div></div></div> 5.6% |
| 2 | 有些覺得 | 123 | <div><div></div></div> 36.0% |
| 3 | 相當覺得 | 129 | <div><div></div></div> 37.7% |
| 4 | 深覺如此 | 71 | <div><div></div></div> 20.8% |
| 9 | 未填答 | 0 | |
| Warning: these figures indicate the number of cases found in the data file. They cannot be interpreted as summary statistics of the population of interest. | | | |
| # wfeel17: 我們都能完全信賴對方 | | | |
| Information | [Type= discrete] [Format=numeric] [Range= 1-9] [Missing=*] | | |
| Statistics [NW/ W] | [Valid=342 /-] [Invalid=0 /-] | | |
| Value | Label | Cases | Percentage |
| 1 | 完全不覺得 | 15 | <div><div></div></div> 4.4% |
| 2 | 有些覺得 | 80 | <div><div></div></div> 23.4% |
| 3 | 相當覺得 | 130 | <div><div></div></div> 38.0% |
| 4 | 深覺如此 | 115 | <div><div></div></div> 33.6% |
| 9 | 未填答 | 2 | <div><div></div></div> 0.6% |
| Warning: these figures indicate the number of cases found in the data file. They cannot be interpreted as summary statistics of the population of interest. | | | |
| # wfeel18: 我們都會將心底最深處的感受告訴對方 | | | |
| Information | [Type= discrete] [Format=numeric] [Range= 1-9] [Missing=*] | | |
| Statistics [NW/ W] | [Valid=342 /-] [Invalid=0 /-] | | |
| Value | Label | Cases | Percentage |
| 1 | 完全不覺得 | 37 | <div><div></div></div> 10.8% |
| 2 | 有些覺得 | 101 | <div><div></div></div> 29.5% |
| 3 | 相當覺得 | 118 | <div><div></div></div> 34.5% |
| 4 | 深覺如此 | 84 | <div><div></div></div> 24.6% |
| 9 | 未填答 | 2 | <div><div></div></div> 0.6% |
| Warning: these figures indicate the number of cases found in the data file. They cannot be interpreted as summary statistics of the population of interest. | | | |
| # wfeel19: 我們將彼此視為生命中最重要的人 | | | |
| Information | [Type= discrete] [Format=numeric] [Range= 1-9] [Missing=*] | | |
| Statistics [NW/ W] | [Valid=342 /-] [Invalid=0 /-] | | |

| # wfeel19: 我們將彼此視為生命中最重要的人 | | | |
|---|--|-------|------------------------------|
| Value | Label | Cases | Percentage |
| 1 | 完全不覺得 | 13 | <div><div></div></div> 3.8% |
| 2 | 有些覺得 | 75 | <div><div></div></div> 21.9% |
| 3 | 相當覺得 | 111 | <div><div></div></div> 32.5% |
| 4 | 深覺如此 | 143 | <div><div></div></div> 41.8% |
| 9 | 未填答 | 0 | |
| Warning: these figures indicate the number of cases found in the data file. They cannot be interpreted as summary statistics of the population of interest. | | | |
| # wfeel20: 即使不說出來,我們也能了解對方的心意 | | | |
| Information | [Type= discrete] [Format=numeric] [Range= 1-9] [Missing=*] | | |
| Statistics [NW/ W] | [Valid=342 /-] [Invalid=0 /-] | | |
| Value | Label | Cases | Percentage |
| 1 | 完全不覺得 | 28 | <div><div></div></div> 8.2% |
| 2 | 有些覺得 | 101 | <div><div></div></div> 29.5% |
| 3 | 相當覺得 | 132 | <div><div></div></div> 38.6% |
| 4 | 深覺如此 | 81 | <div><div></div></div> 23.7% |
| 9 | 未填答 | 0 | |
| Warning: these figures indicate the number of cases found in the data file. They cannot be interpreted as summary statistics of the population of interest. | | | |
| # ws sextime: 請問,過去一年來,您和先生多常發生性行為 | | | |
| Information | [Type= discrete] [Format=numeric] [Range= 1-9] [Missing=*] | | |
| Statistics [NW/ W] | [Valid=342 /-] [Invalid=0 /-] | | |
| Value | Label | Cases | Percentage |
| 1 | 從來沒有 | 20 | <div><div></div></div> 5.8% |
| 2 | 一年一次 | 12 | <div><div></div></div> 3.5% |
| 3 | 一年數次 | 45 | <div><div></div></div> 13.2% |
| 4 | 每月一次 | 36 | <div><div></div></div> 10.5% |
| 5 | 每月2~3次 | 93 | <div><div></div></div> 27.2% |
| 6 | 每星期一次 | 89 | <div><div></div></div> 26.0% |
| 7 | 每星期數次 | 34 | <div><div></div></div> 9.9% |
| 9 | 未填答 | 13 | <div><div></div></div> 3.8% |
| Warning: these figures indicate the number of cases found in the data file. They cannot be interpreted as summary statistics of the population of interest. | | | |
| # wbase1: 他的為人處世,很值得我學習 | | | |
| Information | [Type= discrete] [Format=numeric] [Range= 1-9] [Missing=*] | | |
| Statistics [NW/ W] | [Valid=342 /-] [Invalid=0 /-] | | |
| Value | Label | Cases | Percentage |
| 1 | 很不符合 | 4 | <div><div></div></div> 1.2% |
| 2 | 不太符合 | 43 | <div><div></div></div> 12.6% |
| 3 | 還算符合 | 221 | <div><div></div></div> 64.6% |
| 4 | 很符合 | 74 | <div><div></div></div> 21.6% |
| 9 | 未填答 | 0 | |
| Warning: these figures indicate the number of cases found in the data file. They cannot be interpreted as summary statistics of the population of interest. | | | |
| # wbase2: 什麼事情我都想和他談,聽他的建議 | | | |
| Information | [Type= discrete] [Format=numeric] [Range= 1-9] [Missing=*] | | |
| Statistics [NW/ W] | [Valid=342 /-] [Invalid=0 /-] | | |

| # wbase2: 什麼事情我都想和他談,聽他的建議 | | | |
|---|--|-------|------------------------------|
| Value | Label | Cases | Percentage |
| 1 | 很不符合 | 11 | <div><div></div></div> 3.2% |
| 2 | 不太符合 | 54 | <div><div></div></div> 15.8% |
| 3 | 還算符合 | 179 | <div><div></div></div> 52.3% |
| 4 | 很符合 | 98 | <div><div></div></div> 28.7% |
| 9 | 未填答 | 0 | |
| Warning: these figures indicate the number of cases found in the data file. They cannot be interpreted as summary statistics of the population of interest. | | | |
| # wbase3: 我欽佩他,希望能成為像他一樣的人 | | | |
| Information | [Type= discrete] [Format=numeric] [Range= 1-9] [Missing=*] | | |
| Statistics [NW/ W] | [Valid=342 /-] [Invalid=0 /-] | | |
| Value | Label | Cases | Percentage |
| 1 | 很不符合 | 23 | <div><div></div></div> 6.7% |
| 2 | 不太符合 | 111 | <div><div></div></div> 32.5% |
| 3 | 還算符合 | 171 | <div><div></div></div> 50.0% |
| 4 | 很符合 | 36 | <div><div></div></div> 10.5% |
| 9 | 未填答 | 1 | <div><div></div></div> 0.3% |
| Warning: these figures indicate the number of cases found in the data file. They cannot be interpreted as summary statistics of the population of interest. | | | |
| # wbase4: 如果不順他的意,他會生氣擺臉色 | | | |
| Information | [Type= discrete] [Format=numeric] [Range= 1-9] [Missing=*] | | |
| Statistics [NW/ W] | [Valid=342 /-] [Invalid=0 /-] | | |
| Value | Label | Cases | Percentage |
| 1 | 很不符合 | 63 | <div><div></div></div> 18.4% |
| 2 | 不太符合 | 124 | <div><div></div></div> 36.3% |
| 3 | 還算符合 | 101 | <div><div></div></div> 29.5% |
| 4 | 很符合 | 54 | <div><div></div></div> 15.8% |
| 9 | 未填答 | 0 | |
| Warning: these figures indicate the number of cases found in the data file. They cannot be interpreted as summary statistics of the population of interest. | | | |
| # wbase5: 他很嚴厲,令人害怕 | | | |
| Information | [Type= discrete] [Format=numeric] [Range= 1-9] [Missing=*] | | |
| Statistics [NW/ W] | [Valid=342 /-] [Invalid=0 /-] | | |
| Value | Label | Cases | Percentage |
| 1 | 很不符合 | 152 | <div><div></div></div> 44.4% |
| 2 | 不太符合 | 123 | <div><div></div></div> 36.0% |
| 3 | 還算符合 | 51 | <div><div></div></div> 14.9% |
| 4 | 很符合 | 16 | <div><div></div></div> 4.7% |
| 9 | 未填答 | 0 | |
| Warning: these figures indicate the number of cases found in the data file. They cannot be interpreted as summary statistics of the population of interest. | | | |
| # wbase6: 如果不聽從他,他會大聲怒罵甚至動手打人 | | | |
| Information | [Type= discrete] [Format=numeric] [Range= 1-9] [Missing=*] | | |
| Statistics [NW/ W] | [Valid=342 /-] [Invalid=0 /-] | | |
| Value | Label | Cases | Percentage |
| 1 | 很不符合 | 262 | <div><div></div></div> 76.6% |
| 2 | 不太符合 | 55 | <div><div></div></div> 16.1% |

| # wbase6: 如果不聽從他, 他會大聲怒罵甚至動手打人 | | | |
|---|--|-------|------------------------------|
| Value | Label | Cases | Percentage |
| 3 | 還算符合 | 20 | <div><div></div></div> 5.8% |
| 4 | 很符合 | 4 | <div><div></div></div> 1.2% |
| 9 | 未填答 | 1 | <div><div></div></div> 0.3% |
| Warning: these figures indicate the number of cases found in the data file. They cannot be interpreted as summary statistics of the population of interest. | | | |
| # wbase7: 他的外表很吸引人 | | | |
| Information | [Type= discrete] [Format=numeric] [Range= 1-9] [Missing=*] | | |
| Statistics [NW/ W] | [Valid=342 /-] [Invalid=0 /-] | | |
| Value | Label | Cases | Percentage |
| 1 | 很不符合 | 28 | <div><div></div></div> 8.2% |
| 2 | 不太符合 | 99 | <div><div></div></div> 28.9% |
| 3 | 還算符合 | 164 | <div><div></div></div> 48.0% |
| 4 | 很符合 | 51 | <div><div></div></div> 14.9% |
| 9 | 未填答 | 0 | |
| Warning: these figures indicate the number of cases found in the data file. They cannot be interpreted as summary statistics of the population of interest. | | | |
| # wbase8: 我覺得他讓我很有面子 | | | |
| Information | [Type= discrete] [Format=numeric] [Range= 1-9] [Missing=*] | | |
| Statistics [NW/ W] | [Valid=342 /-] [Invalid=0 /-] | | |
| Value | Label | Cases | Percentage |
| 1 | 很不符合 | 12 | <div><div></div></div> 3.5% |
| 2 | 不太符合 | 49 | <div><div></div></div> 14.3% |
| 3 | 還算符合 | 201 | <div><div></div></div> 58.8% |
| 4 | 很符合 | 80 | <div><div></div></div> 23.4% |
| 9 | 未填答 | 0 | |
| Warning: these figures indicate the number of cases found in the data file. They cannot be interpreted as summary statistics of the population of interest. | | | |
| # wbase9: 和他在一起, 讓我很快樂、輕鬆、自在 | | | |
| Information | [Type= discrete] [Format=numeric] [Range= 1-9] [Missing=*] | | |
| Statistics [NW/ W] | [Valid=342 /-] [Invalid=0 /-] | | |
| Value | Label | Cases | Percentage |
| 1 | 很不符合 | 12 | <div><div></div></div> 3.5% |
| 2 | 不太符合 | 45 | <div><div></div></div> 13.2% |
| 3 | 還算符合 | 165 | <div><div></div></div> 48.2% |
| 4 | 很符合 | 120 | <div><div></div></div> 35.1% |
| 9 | 未填答 | 0 | |
| Warning: these figures indicate the number of cases found in the data file. They cannot be interpreted as summary statistics of the population of interest. | | | |
| # wbase10: 他會欣賞我、稱讚我 | | | |
| Information | [Type= discrete] [Format=numeric] [Range= 1-9] [Missing=*] | | |
| Statistics [NW/ W] | [Valid=342 /-] [Invalid=0 /-] | | |
| Value | Label | Cases | Percentage |
| 1 | 很不符合 | 21 | <div><div></div></div> 6.1% |
| 2 | 不太符合 | 88 | <div><div></div></div> 25.7% |
| 3 | 還算符合 | 157 | <div><div></div></div> 45.9% |
| 4 | 很符合 | 76 | <div><div></div></div> 22.2% |

| # wbase10: 他會欣賞我、稱讚我 | | | |
|---|--|-------|------------|
| Value | Label | Cases | Percentage |
| 9 | 未填答 | 0 | |
| Warning: these figures indicate the number of cases found in the data file. They cannot be interpreted as summary statistics of the population of interest. | | | |
| # wbase11: 他很有魅力 | | | |
| Information | [Type= discrete] [Format=numeric] [Range= 1-9] [Missing=*] | | |
| Statistics [NW/ W] | [Valid=342 /-] [Invalid=0 /-] | | |
| Value | Label | Cases | Percentage |
| 1 | 很不符合 | 19 | 5.6% |
| 2 | 不太符合 | 86 | 25.1% |
| 3 | 還算符合 | 179 | 52.3% |
| 4 | 很符合 | 58 | 17.0% |
| 9 | 未填答 | 0 | |
| Warning: these figures indicate the number of cases found in the data file. They cannot be interpreted as summary statistics of the population of interest. | | | |

| # wbase12: 他很會理財 | | | |
|---|--|-------|------------------------------|
| Information | [Type= discrete] [Format=numeric] [Range= 1-9] [Missing=*] | | |
| Statistics [NW/ W] | [Valid=342 /-] [Invalid=0 /-] | | |
| Value | Label | Cases | Percentage |
| 1 | 很不符合 | 43 | <div><div></div></div> 12.6% |
| 2 | 不太符合 | 106 | <div><div></div></div> 31.0% |
| 3 | 還算符合 | 138 | <div><div></div></div> 40.4% |
| 4 | 很符合 | 55 | <div><div></div></div> 16.1% |
| 9 | 未填答 | 0 | |
| Warning: these figures indicate the number of cases found in the data file. They cannot be interpreted as summary statistics of the population of interest. | | | |
| # wbase13: 他很善於溝通 | | | |
| Information | [Type= discrete] [Format=numeric] [Range= 1-9] [Missing=*] | | |
| Statistics [NW/ W] | [Valid=342 /-] [Invalid=0 /-] | | |
| Value | Label | Cases | Percentage |
| 1 | 很不符合 | 37 | <div><div></div></div> 10.8% |
| 2 | 不太符合 | 106 | <div><div></div></div> 31.0% |
| 3 | 還算符合 | 138 | <div><div></div></div> 40.4% |
| 4 | 很符合 | 61 | <div><div></div></div> 17.8% |
| 9 | 未填答 | 0 | |
| Warning: these figures indicate the number of cases found in the data file. They cannot be interpreted as summary statistics of the population of interest. | | | |
| # wbase14: 他很會處理安排日常瑣事 | | | |
| Information | [Type= discrete] [Format=numeric] [Range= 1-9] [Missing=*] | | |
| Statistics [NW/ W] | [Valid=342 /-] [Invalid=0 /-] | | |
| Value | Label | Cases | Percentage |
| 1 | 很不符合 | 41 | <div><div></div></div> 12.0% |
| 2 | 不太符合 | 126 | <div><div></div></div> 36.8% |
| 3 | 還算符合 | 105 | <div><div></div></div> 30.7% |
| 4 | 很符合 | 70 | <div><div></div></div> 20.5% |
| 9 | 未填答 | 0 | |
| Warning: these figures indicate the number of cases found in the data file. They cannot be interpreted as summary statistics of the population of interest. | | | |
| # wbase15: 他對教育小孩很有一套 | | | |
| Information | [Type= discrete] [Format=numeric] [Range= 0-9] [Missing=*] | | |
| Statistics [NW/ W] | [Valid=342 /-] [Invalid=0 /-] | | |
| Value | Label | Cases | Percentage |
| 0 | 不適用 | 2 | <div><div></div></div> 0.6% |
| 1 | 很不符合 | 44 | <div><div></div></div> 12.9% |
| 2 | 不太符合 | 105 | <div><div></div></div> 30.7% |
| 3 | 還算符合 | 139 | <div><div></div></div> 40.6% |
| 4 | 很符合 | 51 | <div><div></div></div> 14.9% |
| 9 | 未填答 | 1 | <div><div></div></div> 0.3% |
| Warning: these figures indicate the number of cases found in the data file. They cannot be interpreted as summary statistics of the population of interest. | | | |
| # wbase16: 他的見聞、知識廣博 | | | |
| Information | [Type= discrete] [Format=numeric] [Range= 1-9] [Missing=*] | | |
| Statistics [NW/ W] | [Valid=342 /-] [Invalid=0 /-] | | |

| # wbase16: 他的見聞、知識廣博 | | | | |
|---|--|-------|------------------------|-------|
| Value | Label | Cases | Percentage | |
| 1 | 很不符合 | 13 | <div><div></div></div> | 3.8% |
| 2 | 不太符合 | 53 | <div><div></div></div> | 15.5% |
| 3 | 還算符合 | 184 | <div><div></div></div> | 53.8% |
| 4 | 很符合 | 92 | <div><div></div></div> | 26.9% |
| 9 | 未填答 | 0 | | |
| Warning: these figures indicate the number of cases found in the data file. They cannot be interpreted as summary statistics of the population of interest. | | | | |
| # wbase17: 我很相信他對事物的判斷 | | | | |
| Information | [Type= discrete] [Format=numeric] [Range= 1-9] [Missing=*] | | | |
| Statistics [NW/ W] | [Valid=342 /-] [Invalid=0 /-] | | | |
| Value | Label | Cases | Percentage | |
| 1 | 很不符合 | 15 | <div><div></div></div> | 4.4% |
| 2 | 不太符合 | 50 | <div><div></div></div> | 14.6% |
| 3 | 還算符合 | 194 | <div><div></div></div> | 56.7% |
| 4 | 很符合 | 83 | <div><div></div></div> | 24.3% |
| 9 | 未填答 | 0 | | |
| Warning: these figures indicate the number of cases found in the data file. They cannot be interpreted as summary statistics of the population of interest. | | | | |
| # wbase18: 他很會收集各種資訊 | | | | |
| Information | [Type= discrete] [Format=numeric] [Range= 1-9] [Missing=*] | | | |
| Statistics [NW/ W] | [Valid=342 /-] [Invalid=0 /-] | | | |
| Value | Label | Cases | Percentage | |
| 1 | 很不符合 | 27 | <div><div></div></div> | 7.9% |
| 2 | 不太符合 | 74 | <div><div></div></div> | 21.6% |
| 3 | 還算符合 | 155 | <div><div></div></div> | 45.3% |
| 4 | 很符合 | 86 | <div><div></div></div> | 25.1% |
| 9 | 未填答 | 0 | | |
| Warning: these figures indicate the number of cases found in the data file. They cannot be interpreted as summary statistics of the population of interest. | | | | |
| # wbase19: 他認為婚後太太應該以先生為主 | | | | |
| Information | [Type= discrete] [Format=numeric] [Range= 1-9] [Missing=*] | | | |
| Statistics [NW/ W] | [Valid=342 /-] [Invalid=0 /-] | | | |
| Value | Label | Cases | Percentage | |
| 1 | 很不符合 | 58 | <div><div></div></div> | 17.0% |
| 2 | 不太符合 | 124 | <div><div></div></div> | 36.3% |
| 3 | 還算符合 | 111 | <div><div></div></div> | 32.5% |
| 4 | 很符合 | 49 | <div><div></div></div> | 14.3% |
| 9 | 未填答 | 0 | | |
| Warning: these figures indicate the number of cases found in the data file. They cannot be interpreted as summary statistics of the population of interest. | | | | |
| # wbase20: 他認同「嫁雞隨雞, 嫁狗隨狗」的觀念 | | | | |
| Information | [Type= discrete] [Format=numeric] [Range= 1-9] [Missing=*] | | | |
| Statistics [NW/ W] | [Valid=342 /-] [Invalid=0 /-] | | | |
| Value | Label | Cases | Percentage | |
| 1 | 很不符合 | 55 | <div><div></div></div> | 16.1% |
| 2 | 不太符合 | 114 | <div><div></div></div> | 33.3% |

| # wbase20: 他認同「嫁雞隨雞,嫁狗隨狗」的觀念 | | | |
|---|--|-------|------------------------------|
| Value | Label | Cases | Percentage |
| 3 | 還算符合 | 117 | <div><div></div></div> 34.2% |
| 4 | 很符合 | 56 | <div><div></div></div> 16.4% |
| 9 | 未填答 | 0 | |
| Warning: these figures indicate the number of cases found in the data file. They cannot be interpreted as summary statistics of the population of interest. | | | |
| # wbase21: 他認為「先生負責賺錢養家,太太負責家務」是很理想的分工方式 | | | |
| Information | [Type= discrete] [Format=numeric] [Range= 1-9] [Missing=*] | | |
| Statistics [NW/ W] | [Valid=342 /-] [Invalid=0 /-] | | |
| Value | Label | Cases | Percentage |
| 1 | 很不符合 | 75 | <div><div></div></div> 21.9% |
| 2 | 不太符合 | 136 | <div><div></div></div> 39.8% |
| 3 | 還算符合 | 92 | <div><div></div></div> 26.9% |
| 4 | 很符合 | 39 | <div><div></div></div> 11.4% |
| 9 | 未填答 | 0 | |
| Warning: these figures indicate the number of cases found in the data file. They cannot be interpreted as summary statistics of the population of interest. | | | |
| # wcomp1: 比較您和先生間的情況: 相愛程度 | | | |
| Information | [Type= discrete] [Format=numeric] [Range= 1-9] [Missing=*] | | |
| Statistics [NW/ W] | [Valid=342 /-] [Invalid=0 /-] | | |
| Value | Label | Cases | Percentage |
| 1 | 他愛我比較多 | 61 | <div><div></div></div> 17.8% |
| 2 | 我愛他比較多 | 55 | <div><div></div></div> 16.1% |
| 3 | 兩人相愛程度差不多 | 225 | <div><div></div></div> 65.8% |
| 9 | 未填答 | 1 | <div><div></div></div> 0.3% |
| Warning: these figures indicate the number of cases found in the data file. They cannot be interpreted as summary statistics of the population of interest. | | | |
| # wcomp2: 比較您和先生間的情況: 結婚獲益 | | | |
| Information | [Type= discrete] [Format=numeric] [Range= 1-9] [Missing=*] | | |
| Statistics [NW/ W] | [Valid=342 /-] [Invalid=0 /-] | | |
| Value | Label | Cases | Percentage |
| 1 | 我獲益比較多 | 47 | <div><div></div></div> 13.7% |
| 2 | 他獲益比較多 | 45 | <div><div></div></div> 13.2% |
| 3 | 我們的獲益差不多 | 247 | <div><div></div></div> 72.2% |
| 9 | 未填答 | 3 | <div><div></div></div> 0.9% |
| Warning: these figures indicate the number of cases found in the data file. They cannot be interpreted as summary statistics of the population of interest. | | | |
| # wcomp3: 比較您和先生間的情況: 彼此需要程度 | | | |
| Information | [Type= discrete] [Format=numeric] [Range= 1-9] [Missing=*] | | |
| Statistics [NW/ W] | [Valid=342 /-] [Invalid=0 /-] | | |
| Value | Label | Cases | Percentage |
| 1 | 他比較需要我 | 58 | <div><div></div></div> 17.0% |
| 2 | 我比較需要他 | 39 | <div><div></div></div> 11.4% |
| 3 | 彼此需要的程度差不多 | 243 | <div><div></div></div> 71.1% |
| 9 | 未填答 | 2 | <div><div></div></div> 0.6% |
| Warning: these figures indicate the number of cases found in the data file. They cannot be interpreted as summary statistics of the population of interest. | | | |

| # wcomp4: 比較您和先生間的情況: 父母家庭經濟 | | | |
|---|--|-------|------------------------------|
| Information | [Type= discrete] [Format=numeric] [Range= 1-9] [Missing=*] | | |
| Statistics [NW/ W] | [Valid=342 /-] [Invalid=0 /-] | | |
| Value | Label | Cases | Percentage |
| 1 | 他父母家比較富裕 | 86 | <div><div></div></div> 25.1% |
| 2 | 我父母家比較富裕 | 66 | <div><div></div></div> 19.3% |
| 3 | 雙方父母家差不多 | 187 | <div><div></div></div> 54.7% |
| 4 | 其他 | 3 | <div><div></div></div> 0.9% |
| 9 | 未填答 | 0 | |
| Warning: these figures indicate the number of cases found in the data file. They cannot be interpreted as summary statistics of the population of interest. | | | |
| # wcomp5: 比較您和先生間的情況: 手足親戚來往情形 | | | |
| Information | [Type= discrete] [Format=numeric] [Range= 1-9] [Missing=*] | | |
| Statistics [NW/ W] | [Valid=342 /-] [Invalid=0 /-] | | |
| Value | Label | Cases | Percentage |
| 1 | 他家手足親戚來往比較密切 | 66 | <div><div></div></div> 19.3% |
| 2 | 我家手足親戚來往比較密切 | 113 | <div><div></div></div> 33.0% |
| 3 | 雙方家差不多 | 163 | <div><div></div></div> 47.7% |
| 4 | 其他 | 0 | |
| 9 | 未填答 | 0 | |
| Warning: these figures indicate the number of cases found in the data file. They cannot be interpreted as summary statistics of the population of interest. | | | |
| # wattit1: 結婚後一切應該以男方家庭為重 | | | |
| Information | [Type= discrete] [Format=numeric] [Range= 1-9] [Missing=*] | | |
| Statistics [NW/ W] | [Valid=342 /-] [Invalid=0 /-] | | |
| Value | Label | Cases | Percentage |
| 1 | 很不同意 | 44 | <div><div></div></div> 12.9% |
| 2 | 不太同意 | 131 | <div><div></div></div> 38.3% |
| 3 | 還算同意 | 137 | <div><div></div></div> 40.1% |
| 4 | 很同意 | 30 | <div><div></div></div> 8.8% |
| 9 | 未填答 | 0 | |
| Warning: these figures indicate the number of cases found in the data file. They cannot be interpreted as summary statistics of the population of interest. | | | |
| # wattit2: 結婚後最好與男方父母同住 | | | |
| Information | [Type= discrete] [Format=numeric] [Range= 1-9] [Missing=*] | | |
| Statistics [NW/ W] | [Valid=342 /-] [Invalid=0 /-] | | |
| Value | Label | Cases | Percentage |
| 1 | 很不同意 | 82 | <div><div></div></div> 24.0% |
| 2 | 不太同意 | 140 | <div><div></div></div> 40.9% |
| 3 | 還算同意 | 104 | <div><div></div></div> 30.4% |
| 4 | 很同意 | 16 | <div><div></div></div> 4.7% |
| 9 | 未填答 | 0 | |
| Warning: these figures indicate the number of cases found in the data file. They cannot be interpreted as summary statistics of the population of interest. | | | |
| # wattit3: 即使婚後沒有與夫家父母同住, 也應該經常回夫家探望 | | | |
| Information | [Type= discrete] [Format=numeric] [Range= 1-9] [Missing=*] | | |
| Statistics [NW/ W] | [Valid=342 /-] [Invalid=0 /-] | | |

| # wattit3: 即使婚後沒有與夫家父母同住,也應該經常回夫家探望 | | | |
|---|--|-------|------------------------------|
| Value | Label | Cases | Percentage |
| 1 | 很不同意 | 7 | <div><div></div></div> 2.0% |
| 2 | 不太同意 | 22 | <div><div></div></div> 6.4% |
| 3 | 還算同意 | 186 | <div><div></div></div> 54.4% |
| 4 | 很同意 | 126 | <div><div></div></div> 36.8% |
| 9 | 未填答 | 1 | <div><div></div></div> 0.3% |
| Warning: these figures indicate the number of cases found in the data file. They cannot be interpreted as summary statistics of the population of interest. | | | |
| # wattit4: 結婚後太太應該以先生為主 | | | |
| Information | [Type= discrete] [Format=numeric] [Range= 1-9] [Missing=*] | | |
| Statistics [NW/ W] | [Valid=342 /-] [Invalid=0 /-] | | |
| Value | Label | Cases | Percentage |
| 1 | 很不同意 | 36 | <div><div></div></div> 10.5% |
| 2 | 不太同意 | 109 | <div><div></div></div> 31.9% |
| 3 | 還算同意 | 148 | <div><div></div></div> 43.3% |
| 4 | 很同意 | 49 | <div><div></div></div> 14.3% |
| 9 | 未填答 | 0 | |
| Warning: these figures indicate the number of cases found in the data file. They cannot be interpreted as summary statistics of the population of interest. | | | |
| # wattit5: 結婚後最好生一個兒子以傳宗接代 | | | |
| Information | [Type= discrete] [Format=numeric] [Range= 1-9] [Missing=*] | | |
| Statistics [NW/ W] | [Valid=342 /-] [Invalid=0 /-] | | |
| Value | Label | Cases | Percentage |
| 1 | 很不同意 | 64 | <div><div></div></div> 18.7% |
| 2 | 不太同意 | 101 | <div><div></div></div> 29.5% |
| 3 | 還算同意 | 135 | <div><div></div></div> 39.5% |
| 4 | 很同意 | 41 | <div><div></div></div> 12.0% |
| 9 | 未填答 | 1 | <div><div></div></div> 0.3% |
| Warning: these figures indicate the number of cases found in the data file. They cannot be interpreted as summary statistics of the population of interest. | | | |
| # wattit6: 我認同中國傳統「嫁雞隨雞,嫁狗隨狗」的觀念 | | | |
| Information | [Type= discrete] [Format=numeric] [Range= 1-9] [Missing=*] | | |
| Statistics [NW/ W] | [Valid=342 /-] [Invalid=0 /-] | | |
| Value | Label | Cases | Percentage |
| 1 | 很不同意 | 65 | <div><div></div></div> 19.0% |
| 2 | 不太同意 | 104 | <div><div></div></div> 30.4% |
| 3 | 還算同意 | 137 | <div><div></div></div> 40.1% |
| 4 | 很同意 | 36 | <div><div></div></div> 10.5% |
| 9 | 未填答 | 0 | |
| Warning: these figures indicate the number of cases found in the data file. They cannot be interpreted as summary statistics of the population of interest. | | | |
| # wattit7: 兒子比女兒更應該負起奉養父母的責任 | | | |
| Information | [Type= discrete] [Format=numeric] [Range= 1-9] [Missing=*] | | |
| Statistics [NW/ W] | [Valid=342 /-] [Invalid=0 /-] | | |
| Value | Label | Cases | Percentage |
| 1 | 很不同意 | 62 | <div><div></div></div> 18.1% |
| 2 | 不太同意 | 128 | <div><div></div></div> 37.4% |

| # wattit7: 兒子比女兒更應該負起奉養父母的責任 | | | |
|---|--|-------|-------------------|
| Value | Label | Cases | Percentage |
| 3 | 還算同意 | 121 | <div></div> 35.4% |
| 4 | 很同意 | 31 | <div></div> 9.1% |
| 9 | 未填答 | 0 | |
| Warning: these figures indicate the number of cases found in the data file. They cannot be interpreted as summary statistics of the population of interest. | | | |
| # wattit8: 結婚後最好住在夫家附近 | | | |
| Information | [Type= discrete] [Format=numeric] [Range= 1-9] [Missing=*] | | |
| Statistics [NW/ W] | [Valid=342 /-] [Invalid=0 /-] | | |
| Value | Label | Cases | Percentage |
| 1 | 很不同意 | 44 | <div></div> 12.9% |
| 2 | 不太同意 | 119 | <div></div> 34.8% |
| 3 | 還算同意 | 140 | <div></div> 40.9% |
| 4 | 很同意 | 39 | <div></div> 11.4% |
| 9 | 未填答 | 0 | |
| Warning: these figures indicate the number of cases found in the data file. They cannot be interpreted as summary statistics of the population of interest. | | | |
| # wattit9: 先生負責賺錢養家, 太太負責家務是很理想的分工方式 | | | |
| Information | [Type= discrete] [Format=numeric] [Range= 1-9] [Missing=*] | | |
| Statistics [NW/ W] | [Valid=342 /-] [Invalid=0 /-] | | |
| Value | Label | Cases | Percentage |
| 1 | 很不同意 | 59 | <div></div> 17.3% |
| 2 | 不太同意 | 128 | <div></div> 37.4% |
| 3 | 還算同意 | 121 | <div></div> 35.4% |
| 4 | 很同意 | 34 | <div></div> 9.9% |
| 9 | 未填答 | 0 | |
| Warning: these figures indicate the number of cases found in the data file. They cannot be interpreted as summary statistics of the population of interest. | | | |
| # wattit10: 在家庭中, 先生與太太應該有一樣的發言及決定權 | | | |
| Information | [Type= discrete] [Format=numeric] [Range= 1-9] [Missing=*] | | |
| Statistics [NW/ W] | [Valid=342 /-] [Invalid=0 /-] | | |
| Value | Label | Cases | Percentage |
| 1 | 很不同意 | 3 | <div></div> 0.9% |
| 2 | 不太同意 | 11 | <div></div> 3.2% |
| 3 | 還算同意 | 104 | <div></div> 30.4% |
| 4 | 很同意 | 223 | <div></div> 65.2% |
| 9 | 未填答 | 1 | <div></div> 0.3% |
| Warning: these figures indicate the number of cases found in the data file. They cannot be interpreted as summary statistics of the population of interest. | | | |
| # wattit11: 侍奉公婆是妻子的責任 | | | |
| Information | [Type= discrete] [Format=numeric] [Range= 1-9] [Missing=*] | | |
| Statistics [NW/ W] | [Valid=342 /-] [Invalid=0 /-] | | |
| Value | Label | Cases | Percentage |
| 1 | 很不同意 | 65 | <div></div> 19.0% |
| 2 | 不太同意 | 142 | <div></div> 41.5% |
| 3 | 還算同意 | 101 | <div></div> 29.5% |
| 4 | 很同意 | 34 | <div></div> 9.9% |

| | | | |
|---|--|--------------|-------------------|
| # wattit11: 侍奉公婆是妻子的責任 | | | |
| Value | Label | Cases | Percentage |
| 9 | 未填答 | 0 | |
| Warning: these figures indicate the number of cases found in the data file. They cannot be interpreted as summary statistics of the population of interest. | | | |
| # wattit12: 夫妻雙方都要擔起子女教養的責任 | | | |
| Information | [Type= discrete] [Format=numeric] [Range= 1-9] [Missing=*] | | |
| Statistics [NW/ W] | [Valid=342 /-] [Invalid=0 /-] | | |
| Value | Label | Cases | Percentage |
| 1 | 很不同意 | 2 | 0.6% |
| 2 | 不太同意 | 4 | 1.2% |
| 3 | 還算同意 | 93 | 27.2% |
| 4 | 很同意 | 242 | 70.8% |
| 9 | 未填答 | 1 | 0.3% |
| Warning: these figures indicate the number of cases found in the data file. They cannot be interpreted as summary statistics of the population of interest. | | | |
| # wattit13: 結婚後雙方仍要保有個人的生活空間 | | | |
| Information | [Type= discrete] [Format=numeric] [Range= 1-9] [Missing=*] | | |
| Statistics [NW/ W] | [Valid=342 /-] [Invalid=0 /-] | | |
| Value | Label | Cases | Percentage |
| 1 | 很不同意 | 3 | 0.9% |
| 2 | 不太同意 | 15 | 4.4% |
| 3 | 還算同意 | 156 | 45.6% |
| 4 | 很同意 | 167 | 48.8% |
| 9 | 未填答 | 1 | 0.3% |
| Warning: these figures indicate the number of cases found in the data file. They cannot be interpreted as summary statistics of the population of interest. | | | |
| # wattit14: 當個人事業與照顧家人之間發生衝突時, 為人妻者應以照顧家人為優先 | | | |
| Information | [Type= discrete] [Format=numeric] [Range= 1-9] [Missing=*] | | |
| Statistics [NW/ W] | [Valid=342 /-] [Invalid=0 /-] | | |
| Value | Label | Cases | Percentage |
| 1 | 很不同意 | 16 | 4.7% |
| 2 | 不太同意 | 54 | 15.8% |
| 3 | 還算同意 | 195 | 57.0% |
| 4 | 很同意 | 75 | 21.9% |
| 9 | 未填答 | 2 | 0.6% |
| Warning: these figures indicate the number of cases found in the data file. They cannot be interpreted as summary statistics of the population of interest. | | | |
| # wattit15: 先生的學歷或收入一定要比太太高 | | | |
| Information | [Type= discrete] [Format=numeric] [Range= 1-9] [Missing=*] | | |
| Statistics [NW/ W] | [Valid=342 /-] [Invalid=0 /-] | | |
| Value | Label | Cases | Percentage |
| 1 | 很不同意 | 64 | 18.7% |
| 2 | 不太同意 | 155 | 45.3% |
| 3 | 還算同意 | 88 | 25.7% |
| 4 | 很同意 | 33 | 9.6% |
| 9 | 未填答 | 2 | 0.6% |
| Warning: these figures indicate the number of cases found in the data file. They cannot be interpreted as summary statistics of the population of interest. | | | |

| # wattit16: 雙方家庭的生活習慣不同會對婚姻生活造成不良影響 | | | |
|---|--|-------|------------------------------|
| Information | [Type= discrete] [Format=numeric] [Range= 1-9] [Missing=*] | | |
| Statistics [NW/ W] | [Valid=342 /-] [Invalid=0 /-] | | |
| Value | Label | Cases | Percentage |
| 1 | 很不同意 | 17 | <div><div></div></div> 5.0% |
| 2 | 不太同意 | 68 | <div><div></div></div> 19.9% |
| 3 | 還算同意 | 175 | <div><div></div></div> 51.2% |
| 4 | 很同意 | 82 | <div><div></div></div> 24.0% |
| 9 | 未填答 | 0 | |
| Warning: these figures indicate the number of cases found in the data file. They cannot be interpreted as summary statistics of the population of interest. | | | |
| # wattit17: 雙方家庭的處事態度不同會對婚姻生活造成不良影響 | | | |
| Information | [Type= discrete] [Format=numeric] [Range= 1-9] [Missing=*] | | |
| Statistics [NW/ W] | [Valid=342 /-] [Invalid=0 /-] | | |
| Value | Label | Cases | Percentage |
| 1 | 很不同意 | 14 | <div><div></div></div> 4.1% |
| 2 | 不太同意 | 62 | <div><div></div></div> 18.1% |
| 3 | 還算同意 | 177 | <div><div></div></div> 51.8% |
| 4 | 很同意 | 89 | <div><div></div></div> 26.0% |
| 9 | 未填答 | 0 | |
| Warning: these figures indicate the number of cases found in the data file. They cannot be interpreted as summary statistics of the population of interest. | | | |
| # wattit18: 雙方家庭中家人互動方式的不同會對婚姻生活造成不良影響 | | | |
| Information | [Type= discrete] [Format=numeric] [Range= 1-9] [Missing=*] | | |
| Statistics [NW/ W] | [Valid=342 /-] [Invalid=0 /-] | | |
| Value | Label | Cases | Percentage |
| 1 | 很不同意 | 16 | <div><div></div></div> 4.7% |
| 2 | 不太同意 | 75 | <div><div></div></div> 21.9% |
| 3 | 還算同意 | 183 | <div><div></div></div> 53.5% |
| 4 | 很同意 | 68 | <div><div></div></div> 19.9% |
| 9 | 未填答 | 0 | |
| Warning: these figures indicate the number of cases found in the data file. They cannot be interpreted as summary statistics of the population of interest. | | | |
| # wattit19: 雙方家庭對財務處理的觀念不同會對婚姻生活造成不良影響 | | | |
| Information | [Type= discrete] [Format=numeric] [Range= 1-9] [Missing=*] | | |
| Statistics [NW/ W] | [Valid=342 /-] [Invalid=0 /-] | | |
| Value | Label | Cases | Percentage |
| 1 | 很不同意 | 18 | <div><div></div></div> 5.3% |
| 2 | 不太同意 | 67 | <div><div></div></div> 19.6% |
| 3 | 還算同意 | 172 | <div><div></div></div> 50.3% |
| 4 | 很同意 | 84 | <div><div></div></div> 24.6% |
| 9 | 未填答 | 1 | <div><div></div></div> 0.3% |
| Warning: these figures indicate the number of cases found in the data file. They cannot be interpreted as summary statistics of the population of interest. | | | |
| # wattit20: 夫妻有相似的家庭背景是良好婚姻關係的基礎 | | | |
| Information | [Type= discrete] [Format=numeric] [Range= 1-9] [Missing=*] | | |
| Statistics [NW/ W] | [Valid=342 /-] [Invalid=0 /-] | | |

| # wattit20: 夫妻有相似的家庭背景是良好婚姻關係的基礎 | | | |
|--|--|-------|------------------------------|
| Value | Label | Cases | Percentage |
| 1 | 很不同意 | 21 | <div><div></div></div> 6.1% |
| 2 | 不太同意 | 43 | <div><div></div></div> 12.6% |
| 3 | 還算同意 | 198 | <div><div></div></div> 57.9% |
| 4 | 很同意 | 80 | <div><div></div></div> 23.4% |
| 9 | 未填答 | 0 | |
| <i>Warning: these figures indicate the number of cases found in the data file. They cannot be interpreted as summary statistics of the population of interest.</i> | | | |
| # wconcept1: 男人應負責賺錢養家,先生該負責家務 | | | |
| Information | [Type= discrete] [Format=numeric] [Range= 1-9] [Missing=*] | | |
| Statistics [NW/ W] | [Valid=342 /-] [Invalid=0 /-] | | |
| Value | Label | Cases | Percentage |
| 1 | 很不同意 | 68 | <div><div></div></div> 19.9% |
| 2 | 不太同意 | 147 | <div><div></div></div> 43.0% |
| 3 | 還算同意 | 96 | <div><div></div></div> 28.1% |
| 4 | 很同意 | 31 | <div><div></div></div> 9.1% |
| 9 | 未填答 | 0 | |
| <i>Warning: these figures indicate the number of cases found in the data file. They cannot be interpreted as summary statistics of the population of interest.</i> | | | |
| # wconcept2: 如果夫妻間已經沒有愛情,就應該離婚 | | | |
| Information | [Type= discrete] [Format=numeric] [Range= 1-9] [Missing=*] | | |
| Statistics [NW/ W] | [Valid=342 /-] [Invalid=0 /-] | | |
| Value | Label | Cases | Percentage |
| 1 | 很不同意 | 68 | <div><div></div></div> 19.9% |
| 2 | 不太同意 | 163 | <div><div></div></div> 47.7% |
| 3 | 還算同意 | 82 | <div><div></div></div> 24.0% |
| 4 | 很同意 | 29 | <div><div></div></div> 8.5% |
| 9 | 未填答 | 0 | |
| <i>Warning: these figures indicate the number of cases found in the data file. They cannot be interpreted as summary statistics of the population of interest.</i> | | | |
| # wconcept3: 男女之間只要彼此有深刻愛情,即使未婚也可以發生性關係 | | | |
| Information | [Type= discrete] [Format=numeric] [Range= 1-9] [Missing=*] | | |
| Statistics [NW/ W] | [Valid=342 /-] [Invalid=0 /-] | | |
| Value | Label | Cases | Percentage |
| 1 | 很不同意 | 73 | <div><div></div></div> 21.3% |
| 2 | 不太同意 | 100 | <div><div></div></div> 29.2% |
| 3 | 還算同意 | 140 | <div><div></div></div> 40.9% |
| 4 | 很同意 | 25 | <div><div></div></div> 7.3% |
| 9 | 未填答 | 4 | <div><div></div></div> 1.2% |
| <i>Warning: these figures indicate the number of cases found in the data file. They cannot be interpreted as summary statistics of the population of interest.</i> | | | |
| # wconcept4: 為了子女,父母應該自我犧牲 | | | |
| Information | [Type= discrete] [Format=numeric] [Range= 1-9] [Missing=*] | | |
| Statistics [NW/ W] | [Valid=342 /-] [Invalid=0 /-] | | |
| Value | Label | Cases | Percentage |
| 1 | 很不同意 | 29 | <div><div></div></div> 8.5% |
| 2 | 不太同意 | 133 | <div><div></div></div> 38.9% |

| # wconcept4: 為了子女, 父母應該自我犧牲 | | | |
|---|--|-------|------------------------------|
| Value | Label | Cases | Percentage |
| 3 | 還算同意 | 140 | <div><div></div></div> 40.9% |
| 4 | 很同意 | 40 | <div><div></div></div> 11.7% |
| 9 | 未填答 | 0 | |
| Warning: these figures indicate the number of cases found in the data file. They cannot be interpreted as summary statistics of the population of interest. | | | |
| # wconcept5: 照顧父母是長男的責任 | | | |
| Information | [Type= discrete] [Format=numeric] [Range= 1-9] [Missing=*] | | |
| Statistics [NW/ W] | [Valid=342 /-] [Invalid=0 /-] | | |
| Value | Label | Cases | Percentage |
| 1 | 很不同意 | 109 | <div><div></div></div> 31.9% |
| 2 | 不太同意 | 184 | <div><div></div></div> 53.8% |
| 3 | 還算同意 | 43 | <div><div></div></div> 12.6% |
| 4 | 很同意 | 6 | <div><div></div></div> 1.8% |
| 9 | 未填答 | 0 | |
| Warning: these figures indicate the number of cases found in the data file. They cannot be interpreted as summary statistics of the population of interest. | | | |
| # wconcept6: 當父母年老無法自顧時, 子女應與父母同住 | | | |
| Information | [Type= discrete] [Format=numeric] [Range= 1-9] [Missing=*] | | |
| Statistics [NW/ W] | [Valid=342 /-] [Invalid=0 /-] | | |
| Value | Label | Cases | Percentage |
| 1 | 很不同意 | 20 | <div><div></div></div> 5.8% |
| 2 | 不太同意 | 41 | <div><div></div></div> 12.0% |
| 3 | 還算同意 | 195 | <div><div></div></div> 57.0% |
| 4 | 很同意 | 86 | <div><div></div></div> 25.1% |
| 9 | 未填答 | 0 | |
| Warning: these figures indicate the number of cases found in the data file. They cannot be interpreted as summary statistics of the population of interest. | | | |
| # wdec1: 這項家庭事務通常由誰決定: 先生的職業(或工作選擇) | | | |
| Information | [Type= discrete] [Format=numeric] [Range= 0-9] [Missing=*] | | |
| Statistics [NW/ W] | [Valid=342 /-] [Invalid=0 /-] | | |
| Value | Label | Cases | Percentage |
| 0 | 不適用 | 0 | |
| 1 | 先生為主 | 3 | <div><div></div></div> 0.9% |
| 2 | 夫妻共同 | 65 | <div><div></div></div> 19.0% |
| 3 | 先生為主 | 266 | <div><div></div></div> 77.8% |
| 4 | 其他人, 稱謂 | 5 | <div><div></div></div> 1.5% |
| 9 | 未填答 | 3 | <div><div></div></div> 0.9% |
| Warning: these figures indicate the number of cases found in the data file. They cannot be interpreted as summary statistics of the population of interest. | | | |
| # wdec2: 這項家庭事務通常由誰決定: 太太是否外出工作或改變工作 | | | |
| Information | [Type= discrete] [Format=numeric] [Range= 0-9] [Missing=*] | | |
| Statistics [NW/ W] | [Valid=342 /-] [Invalid=0 /-] | | |
| Value | Label | Cases | Percentage |
| 0 | 不適用 | 0 | |
| 1 | 先生為主 | 170 | <div><div></div></div> 49.7% |
| 2 | 夫妻共同 | 137 | <div><div></div></div> 40.1% |

| # wdec2: 這項家庭事務通常由誰決定: 太太是否外出工作或改變工作 | | | |
|---|--|-------|------------------------------|
| Value | Label | Cases | Percentage |
| 3 | 先生為主 | 28 | <div><div></div></div> 8.2% |
| 4 | 其他人, 稱謂 | 3 | <div><div></div></div> 0.9% |
| 9 | 未填答 | 4 | <div><div></div></div> 1.2% |
| Warning: these figures indicate the number of cases found in the data file. They cannot be interpreted as summary statistics of the population of interest. | | | |
| # wdec3: 這項家庭事務通常由誰決定: 家用支出的分配 | | | |
| Information | [Type= discrete] [Format=numeric] [Range= 0-9] [Missing=*] | | |
| Statistics [NW/ W] | [Valid=342 /-] [Invalid=0 /-] | | |
| Value | Label | Cases | Percentage |
| 0 | 不適用 | 0 | |
| 1 | 先生為主 | 81 | <div><div></div></div> 23.7% |
| 2 | 夫妻共同 | 215 | <div><div></div></div> 62.9% |
| 3 | 先生為主 | 42 | <div><div></div></div> 12.3% |
| 4 | 其他人, 稱謂 | 2 | <div><div></div></div> 0.6% |
| 9 | 未填答 | 2 | <div><div></div></div> 0.6% |
| Warning: these figures indicate the number of cases found in the data file. They cannot be interpreted as summary statistics of the population of interest. | | | |
| # wdec4: 這項家庭事務通常由誰決定: 儲蓄、投資、保險等 | | | |
| Information | [Type= discrete] [Format=numeric] [Range= 0-9] [Missing=*] | | |
| Statistics [NW/ W] | [Valid=342 /-] [Invalid=0 /-] | | |
| Value | Label | Cases | Percentage |
| 0 | 不適用 | 0 | |
| 1 | 先生為主 | 82 | <div><div></div></div> 24.0% |
| 2 | 夫妻共同 | 203 | <div><div></div></div> 59.4% |
| 3 | 先生為主 | 52 | <div><div></div></div> 15.2% |
| 4 | 其他人, 稱謂 | 3 | <div><div></div></div> 0.9% |
| 9 | 未填答 | 2 | <div><div></div></div> 0.6% |
| Warning: these figures indicate the number of cases found in the data file. They cannot be interpreted as summary statistics of the population of interest. | | | |
| # wdec5: 這項家庭事務通常由誰決定: 一般婚喪喜慶時賀禮或奠儀的數額 | | | |
| Information | [Type= discrete] [Format=numeric] [Range= 0-9] [Missing=*] | | |
| Statistics [NW/ W] | [Valid=342 /-] [Invalid=0 /-] | | |
| Value | Label | Cases | Percentage |
| 0 | 不適用 | 0 | |
| 1 | 先生為主 | 46 | <div><div></div></div> 13.5% |
| 2 | 夫妻共同 | 235 | <div><div></div></div> 68.7% |
| 3 | 先生為主 | 56 | <div><div></div></div> 16.4% |
| 4 | 其他人, 稱謂 | 3 | <div><div></div></div> 0.9% |
| 9 | 未填答 | 2 | <div><div></div></div> 0.6% |
| Warning: these figures indicate the number of cases found in the data file. They cannot be interpreted as summary statistics of the population of interest. | | | |
| # wdec6: 這項家庭事務通常由誰決定: 買賣房地產 | | | |
| Information | [Type= discrete] [Format=numeric] [Range= 0-9] [Missing=*] | | |
| Statistics [NW/ W] | [Valid=342 /-] [Invalid=0 /-] | | |
| Value | Label | Cases | Percentage |
| 0 | 不適用 | 1 | <div><div></div></div> 0.3% |

| # wdec6: 這項家庭事務通常由誰決定: 買賣房地產 | | | |
|---|--|-------|------------------------------|
| Value | Label | Cases | Percentage |
| 1 | 先生為主 | 27 | <div><div></div></div> 7.9% |
| 2 | 夫妻共同 | 234 | <div><div></div></div> 68.4% |
| 3 | 先生為主 | 75 | <div><div></div></div> 21.9% |
| 4 | 其他人, 稱謂 | 4 | <div><div></div></div> 1.2% |
| 9 | 未填答 | 1 | <div><div></div></div> 0.3% |
| Warning: these figures indicate the number of cases found in the data file. They cannot be interpreted as summary statistics of the population of interest. | | | |
| # wdec7: 這項家庭事務通常由誰決定: 有關搬家方面 | | | |
| Information | [Type= discrete] [Format=numeric] [Range= 0-9] [Missing=*] | | |
| Statistics [NW/ W] | [Valid=342 /-] [Invalid=0 /-] | | |
| Value | Label | Cases | Percentage |
| 0 | 不適用 | 1 | <div><div></div></div> 0.3% |
| 1 | 先生為主 | 21 | <div><div></div></div> 6.1% |
| 2 | 夫妻共同 | 247 | <div><div></div></div> 72.2% |
| 3 | 先生為主 | 66 | <div><div></div></div> 19.3% |
| 4 | 其他人, 稱謂 | 5 | <div><div></div></div> 1.5% |
| 9 | 未填答 | 2 | <div><div></div></div> 0.6% |
| Warning: these figures indicate the number of cases found in the data file. They cannot be interpreted as summary statistics of the population of interest. | | | |
| # wdec8: 這項家庭事務通常由誰決定: 要不要與上一代同住 | | | |
| Information | [Type= discrete] [Format=numeric] [Range= 0-9] [Missing=*] | | |
| Statistics [NW/ W] | [Valid=342 /-] [Invalid=0 /-] | | |
| Value | Label | Cases | Percentage |
| 0 | 不適用 | 0 | |
| 1 | 先生為主 | 14 | <div><div></div></div> 4.1% |
| 2 | 夫妻共同 | 269 | <div><div></div></div> 78.7% |
| 3 | 先生為主 | 51 | <div><div></div></div> 14.9% |
| 4 | 其他人, 稱謂 | 5 | <div><div></div></div> 1.5% |
| 9 | 未填答 | 3 | <div><div></div></div> 0.9% |
| Warning: these figures indicate the number of cases found in the data file. They cannot be interpreted as summary statistics of the population of interest. | | | |
| # wdec9: 這項家庭事務通常由誰決定: 奉養父母的方式 | | | |
| Information | [Type= discrete] [Format=numeric] [Range= 0-9] [Missing=*] | | |
| Statistics [NW/ W] | [Valid=342 /-] [Invalid=0 /-] | | |
| Value | Label | Cases | Percentage |
| 0 | 不適用 | 0 | |
| 1 | 先生為主 | 12 | <div><div></div></div> 3.5% |
| 2 | 夫妻共同 | 283 | <div><div></div></div> 82.7% |
| 3 | 先生為主 | 42 | <div><div></div></div> 12.3% |
| 4 | 其他人, 稱謂 | 2 | <div><div></div></div> 0.6% |
| 9 | 未填答 | 3 | <div><div></div></div> 0.9% |
| Warning: these figures indicate the number of cases found in the data file. They cannot be interpreted as summary statistics of the population of interest. | | | |

| # wdec10: 這項家庭事務通常由誰決定:生幾個孩子 | | | |
|---|--|-------|------------------------------|
| Information | [Type= discrete] [Format=numeric] [Range= 0-9] [Missing=*] | | |
| Statistics [NW/ W] | [Valid=342 /-] [Invalid=0 /-] | | |
| Value | Label | Cases | Percentage |
| 0 | 不適用 | 0 | |
| 1 | 先生為主 | 17 | <div><div></div></div> 5.0% |
| 2 | 夫妻共同 | 299 | <div><div></div></div> 87.4% |
| 3 | 先生為主 | 23 | <div><div></div></div> 6.7% |
| 4 | 其他人, 稱謂 | 1 | <div><div></div></div> 0.3% |
| 9 | 未填答 | 2 | <div><div></div></div> 0.6% |
| Warning: these figures indicate the number of cases found in the data file. They cannot be interpreted as summary statistics of the population of interest. | | | |
| # wdec11: 這項家庭事務通常由誰決定:娛樂休閒活動的計畫 | | | |
| Information | [Type= discrete] [Format=numeric] [Range= 0-9] [Missing=*] | | |
| Statistics [NW/ W] | [Valid=342 /-] [Invalid=0 /-] | | |
| Value | Label | Cases | Percentage |
| 0 | 不適用 | 0 | |
| 1 | 先生為主 | 59 | <div><div></div></div> 17.3% |
| 2 | 夫妻共同 | 234 | <div><div></div></div> 68.4% |
| 3 | 先生為主 | 47 | <div><div></div></div> 13.7% |
| 4 | 其他人, 稱謂 | 1 | <div><div></div></div> 0.3% |
| 9 | 未填答 | 1 | <div><div></div></div> 0.3% |
| Warning: these figures indicate the number of cases found in the data file. They cannot be interpreted as summary statistics of the population of interest. | | | |
| # wdec12: 這項家庭事務通常由誰決定:家事的分配 | | | |
| Information | [Type= discrete] [Format=numeric] [Range= 0-9] [Missing=*] | | |
| Statistics [NW/ W] | [Valid=342 /-] [Invalid=0 /-] | | |
| Value | Label | Cases | Percentage |
| 0 | 不適用 | 0 | |
| 1 | 先生為主 | 130 | <div><div></div></div> 38.0% |
| 2 | 夫妻共同 | 195 | <div><div></div></div> 57.0% |
| 3 | 先生為主 | 12 | <div><div></div></div> 3.5% |
| 4 | 其他人, 稱謂 | 3 | <div><div></div></div> 0.9% |
| 9 | 未填答 | 2 | <div><div></div></div> 0.6% |
| Warning: these figures indicate the number of cases found in the data file. They cannot be interpreted as summary statistics of the population of interest. | | | |
| # wdec13: 這項家庭事務通常由誰決定:家中的佈置、傢俱的選購 | | | |
| Information | [Type= discrete] [Format=numeric] [Range= 0-9] [Missing=*] | | |
| Statistics [NW/ W] | [Valid=342 /-] [Invalid=0 /-] | | |
| Value | Label | Cases | Percentage |
| 0 | 不適用 | 0 | |
| 1 | 先生為主 | 100 | <div><div></div></div> 29.2% |
| 2 | 夫妻共同 | 213 | <div><div></div></div> 62.3% |
| 3 | 先生為主 | 26 | <div><div></div></div> 7.6% |
| 4 | 其他人, 稱謂 | 2 | <div><div></div></div> 0.6% |
| 9 | 未填答 | 1 | <div><div></div></div> 0.3% |
| Warning: these figures indicate the number of cases found in the data file. They cannot be interpreted as summary statistics of the population of interest. | | | |

| # wdec14: 這項家庭事務通常由誰決定: 子女上那間學校、那間才藝班 | | | |
|---|--|-------|------------------------------|
| Information | [Type= discrete] [Format=numeric] [Range= 0-9] [Missing=*] | | |
| Statistics [NW/ W] | [Valid=342 /-] [Invalid=0 /-] | | |
| Value | Label | Cases | Percentage |
| 0 | 不適用 | 48 | <div><div></div></div> 14.0% |
| 1 | 先生為主 | 77 | <div><div></div></div> 22.5% |
| 2 | 夫妻共同 | 198 | <div><div></div></div> 57.9% |
| 3 | 先生為主 | 16 | <div><div></div></div> 4.7% |
| 4 | 其他人, 稱謂 | 2 | <div><div></div></div> 0.6% |
| 9 | 未填答 | 1 | <div><div></div></div> 0.3% |
| Warning: these figures indicate the number of cases found in the data file. They cannot be interpreted as summary statistics of the population of interest. | | | |
| # wdec15: 這項家庭事務通常由誰決定: 子女管教問題 | | | |
| Information | [Type= discrete] [Format=numeric] [Range= 0-9] [Missing=*] | | |
| Statistics [NW/ W] | [Valid=342 /-] [Invalid=0 /-] | | |
| Value | Label | Cases | Percentage |
| 0 | 不適用 | 46 | <div><div></div></div> 13.5% |
| 1 | 先生為主 | 61 | <div><div></div></div> 17.8% |
| 2 | 夫妻共同 | 216 | <div><div></div></div> 63.2% |
| 3 | 先生為主 | 17 | <div><div></div></div> 5.0% |
| 4 | 其他人, 稱謂 | 1 | <div><div></div></div> 0.3% |
| 9 | 未填答 | 1 | <div><div></div></div> 0.3% |
| Warning: these figures indicate the number of cases found in the data file. They cannot be interpreted as summary statistics of the population of interest. | | | |
| # wdec16: 這項家庭事務通常由誰決定: 子女學業及升學問題 | | | |
| Information | [Type= discrete] [Format=numeric] [Range= 0-9] [Missing=*] | | |
| Statistics [NW/ W] | [Valid=342 /-] [Invalid=0 /-] | | |
| Value | Label | Cases | Percentage |
| 0 | 不適用 | 48 | <div><div></div></div> 14.0% |
| 1 | 先生為主 | 54 | <div><div></div></div> 15.8% |
| 2 | 夫妻共同 | 209 | <div><div></div></div> 61.1% |
| 3 | 先生為主 | 23 | <div><div></div></div> 6.7% |
| 4 | 其他人, 稱謂 | 5 | <div><div></div></div> 1.5% |
| 9 | 未填答 | 3 | <div><div></div></div> 0.9% |
| Warning: these figures indicate the number of cases found in the data file. They cannot be interpreted as summary statistics of the population of interest. | | | |
| # wfree1: 我先生給我所需要的自由。 | | | |
| Information | [Type= discrete] [Format=numeric] [Range= 1-9] [Missing=*] | | |
| Statistics [NW/ W] | [Valid=342 /-] [Invalid=0 /-] | | |
| Value | Label | Cases | Percentage |
| 1 | 很不符合 | 5 | <div><div></div></div> 1.5% |
| 2 | 不太符合 | 22 | <div><div></div></div> 6.4% |
| 3 | 還算符合 | 180 | <div><div></div></div> 52.6% |
| 4 | 很符合 | 134 | <div><div></div></div> 39.2% |
| 9 | 未填答 | 1 | <div><div></div></div> 0.3% |
| Warning: these figures indicate the number of cases found in the data file. They cannot be interpreted as summary statistics of the population of interest. | | | |

| # wfree2: 我先生讓我自己做決定。 | | | |
|---|--|-------|------------------------------|
| Information | [Type= discrete] [Format=numeric] [Range= 1-9] [Missing=*] | | |
| Statistics [NW/ W] | [Valid=342 /-] [Invalid=0 /-] | | |
| Value | Label | Cases | Percentage |
| 1 | 很不符合 | 5 | <div><div></div></div> 1.5% |
| 2 | 不太符合 | 19 | <div><div></div></div> 5.6% |
| 3 | 還算符合 | 187 | <div><div></div></div> 54.7% |
| 4 | 很符合 | 130 | <div><div></div></div> 38.0% |
| 9 | 未填答 | 1 | <div><div></div></div> 0.3% |
| Warning: these figures indicate the number of cases found in the data file. They cannot be interpreted as summary statistics of the population of interest. | | | |
| # wfree3: 即使我和他的意見不一致,他也覺得沒關係。 | | | |
| Information | [Type= discrete] [Format=numeric] [Range= 1-9] [Missing=*] | | |
| Statistics [NW/ W] | [Valid=342 /-] [Invalid=0 /-] | | |
| Value | Label | Cases | Percentage |
| 1 | 很不符合 | 15 | <div><div></div></div> 4.4% |
| 2 | 不太符合 | 83 | <div><div></div></div> 24.3% |
| 3 | 還算符合 | 184 | <div><div></div></div> 53.8% |
| 4 | 很符合 | 59 | <div><div></div></div> 17.3% |
| 9 | 未填答 | 1 | <div><div></div></div> 0.3% |
| Warning: these figures indicate the number of cases found in the data file. They cannot be interpreted as summary statistics of the population of interest. | | | |
| # wfree4: 讓我去做任何我想做的事情。 | | | |
| Information | [Type= discrete] [Format=numeric] [Range= 1-9] [Missing=*] | | |
| Statistics [NW/ W] | [Valid=342 /-] [Invalid=0 /-] | | |
| Value | Label | Cases | Percentage |
| 1 | 很不符合 | 15 | <div><div></div></div> 4.4% |
| 2 | 不太符合 | 40 | <div><div></div></div> 11.7% |
| 3 | 還算符合 | 192 | <div><div></div></div> 56.1% |
| 4 | 很符合 | 94 | <div><div></div></div> 27.5% |
| 9 | 未填答 | 1 | <div><div></div></div> 0.3% |
| Warning: these figures indicate the number of cases found in the data file. They cannot be interpreted as summary statistics of the population of interest. | | | |
| # wfree5: 我多半自己做出決定,不需詢問我先生。 | | | |
| Information | [Type= discrete] [Format=numeric] [Range= 1-9] [Missing=*] | | |
| Statistics [NW/ W] | [Valid=342 /-] [Invalid=0 /-] | | |
| Value | Label | Cases | Percentage |
| 1 | 很不符合 | 23 | <div><div></div></div> 6.7% |
| 2 | 不太符合 | 138 | <div><div></div></div> 40.4% |
| 3 | 還算符合 | 146 | <div><div></div></div> 42.7% |
| 4 | 很符合 | 34 | <div><div></div></div> 9.9% |
| 9 | 未填答 | 1 | <div><div></div></div> 0.3% |
| Warning: these figures indicate the number of cases found in the data file. They cannot be interpreted as summary statistics of the population of interest. | | | |
| # wfree6: 如果情況所需,我能夠獨立完成該做的事。 | | | |
| Information | [Type= discrete] [Format=numeric] [Range= 1-9] [Missing=*] | | |
| Statistics [NW/ W] | [Valid=342 /-] [Invalid=0 /-] | | |

| # wfree6: 如果情況所需,我能夠獨立完成該做的事。 | | | |
|---|--|-------|------------------------------|
| Value | Label | Cases | Percentage |
| 1 | 很不符合 | 8 | <div><div></div></div> 2.3% |
| 2 | 不太符合 | 18 | <div><div></div></div> 5.3% |
| 3 | 還算符合 | 196 | <div><div></div></div> 57.3% |
| 4 | 很符合 | 119 | <div><div></div></div> 34.8% |
| 9 | 未填答 | 1 | <div><div></div></div> 0.3% |
| Warning: these figures indicate the number of cases found in the data file. They cannot be interpreted as summary statistics of the population of interest. | | | |
| # wfree7: 我有自己的興趣嗜好。 | | | |
| Information | [Type= discrete] [Format=numeric] [Range= 1-9] [Missing=*] | | |
| Statistics [NW/ W] | [Valid=342 /-] [Invalid=0 /-] | | |
| Value | Label | Cases | Percentage |
| 1 | 很不符合 | 7 | <div><div></div></div> 2.0% |
| 2 | 不太符合 | 16 | <div><div></div></div> 4.7% |
| 3 | 還算符合 | 189 | <div><div></div></div> 55.3% |
| 4 | 很符合 | 129 | <div><div></div></div> 37.7% |
| 9 | 未填答 | 1 | <div><div></div></div> 0.3% |
| Warning: these figures indicate the number of cases found in the data file. They cannot be interpreted as summary statistics of the population of interest. | | | |
| # wfree8: 我身邊有許多支持我的朋友。 | | | |
| Information | [Type= discrete] [Format=numeric] [Range= 1-9] [Missing=*] | | |
| Statistics [NW/ W] | [Valid=342 /-] [Invalid=0 /-] | | |
| Value | Label | Cases | Percentage |
| 1 | 很不符合 | 12 | <div><div></div></div> 3.5% |
| 2 | 不太符合 | 23 | <div><div></div></div> 6.7% |
| 3 | 還算符合 | 199 | <div><div></div></div> 58.2% |
| 4 | 很符合 | 107 | <div><div></div></div> 31.3% |
| 9 | 未填答 | 1 | <div><div></div></div> 0.3% |
| Warning: these figures indicate the number of cases found in the data file. They cannot be interpreted as summary statistics of the population of interest. | | | |
| # wwwork1: 這項家事主要由誰來做:照顧孩子 | | | |
| Information | [Type= discrete] [Format=numeric] [Range= 0-9] [Missing=*] | | |
| Statistics [NW/ W] | [Valid=342 /-] [Invalid=0 /-] | | |
| Value | Label | Cases | Percentage |
| 0 | 不適用 | 42 | <div><div></div></div> 12.3% |
| 1 | 先生為主 | 147 | <div><div></div></div> 43.0% |
| 2 | 夫妻共同 | 138 | <div><div></div></div> 40.4% |
| 3 | 先生為主 | 7 | <div><div></div></div> 2.0% |
| 4 | 其他人,稱謂 | 7 | <div><div></div></div> 2.0% |
| 9 | 未填答 | 1 | <div><div></div></div> 0.3% |
| Warning: these figures indicate the number of cases found in the data file. They cannot be interpreted as summary statistics of the population of interest. | | | |
| # wwwork2: 這項家事主要由誰來做:煮飯作菜 | | | |
| Information | [Type= discrete] [Format=numeric] [Range= 0-9] [Missing=*] | | |
| Statistics [NW/ W] | [Valid=342 /-] [Invalid=0 /-] | | |
| Value | Label | Cases | Percentage |
| 0 | 不適用 | 1 | <div><div></div></div> 0.3% |

| # wwwork2: 這項家事主要由誰來做:煮飯作菜 | | | |
|---|--|-------|------------------------------|
| Value | Label | Cases | Percentage |
| 1 | 先生為主 | 219 | <div><div></div></div> 64.0% |
| 2 | 夫妻共同 | 69 | <div><div></div></div> 20.2% |
| 3 | 先生為主 | 13 | <div><div></div></div> 3.8% |
| 4 | 其他人, 稱謂 | 39 | <div><div></div></div> 11.4% |
| 9 | 未填答 | 1 | <div><div></div></div> 0.3% |
| Warning: these figures indicate the number of cases found in the data file. They cannot be interpreted as summary statistics of the population of interest. | | | |
| # wwwork3: 這項家事主要由誰來做:清洗碗盤 | | | |
| Information | [Type= discrete] [Format=numeric] [Range= 0-9] [Missing=*] | | |
| Statistics [NW/ W] | [Valid=342 /-] [Invalid=0 /-] | | |
| Value | Label | Cases | Percentage |
| 0 | 不適用 | 0 | |
| 1 | 先生為主 | 190 | <div><div></div></div> 55.6% |
| 2 | 夫妻共同 | 89 | <div><div></div></div> 26.0% |
| 3 | 先生為主 | 42 | <div><div></div></div> 12.3% |
| 4 | 其他人, 稱謂 | 20 | <div><div></div></div> 5.8% |
| 9 | 未填答 | 1 | <div><div></div></div> 0.3% |
| Warning: these figures indicate the number of cases found in the data file. They cannot be interpreted as summary statistics of the population of interest. | | | |
| # wwwork4: 這項家事主要由誰來做:照顧車子 | | | |
| Information | [Type= discrete] [Format=numeric] [Range= 0-9] [Missing=*] | | |
| Statistics [NW/ W] | [Valid=342 /-] [Invalid=0 /-] | | |
| Value | Label | Cases | Percentage |
| 0 | 不適用 | 12 | <div><div></div></div> 3.5% |
| 1 | 先生為主 | 20 | <div><div></div></div> 5.8% |
| 2 | 夫妻共同 | 50 | <div><div></div></div> 14.6% |
| 3 | 先生為主 | 254 | <div><div></div></div> 74.3% |
| 4 | 其他人, 稱謂 | 4 | <div><div></div></div> 1.2% |
| 9 | 未填答 | 2 | <div><div></div></div> 0.6% |
| Warning: these figures indicate the number of cases found in the data file. They cannot be interpreted as summary statistics of the population of interest. | | | |
| # wwwork5: 這項家事主要由誰來做:清洗衣物 | | | |
| Information | [Type= discrete] [Format=numeric] [Range= 0-9] [Missing=*] | | |
| Statistics [NW/ W] | [Valid=342 /-] [Invalid=0 /-] | | |
| Value | Label | Cases | Percentage |
| 0 | 不適用 | 0 | |
| 1 | 先生為主 | 210 | <div><div></div></div> 61.4% |
| 2 | 夫妻共同 | 90 | <div><div></div></div> 26.3% |
| 3 | 先生為主 | 29 | <div><div></div></div> 8.5% |
| 4 | 其他人, 稱謂 | 11 | <div><div></div></div> 3.2% |
| 9 | 未填答 | 2 | <div><div></div></div> 0.6% |
| Warning: these figures indicate the number of cases found in the data file. They cannot be interpreted as summary statistics of the population of interest. | | | |
| # wwwork6: 這項家事主要由誰來做:倒垃圾 | | | |
| Information | [Type= discrete] [Format=numeric] [Range= 0-9] [Missing=*] | | |
| Statistics [NW/ W] | [Valid=342 /-] [Invalid=0 /-] | | |

| # wwwwork6: 這項家事主要由誰來做:倒垃圾 | | | |
|---|--|-------|------------------------------|
| Value | Label | Cases | Percentage |
| 0 | 不適用 | 0 | |
| 1 | 先生為主 | 101 | <div><div></div></div> 29.5% |
| 2 | 夫妻共同 | 118 | <div><div></div></div> 34.5% |
| 3 | 先生為主 | 87 | <div><div></div></div> 25.4% |
| 4 | 其他人, 稱謂 | 35 | <div><div></div></div> 10.2% |
| 9 | 未填答 | 1 | <div><div></div></div> 0.3% |
| Warning: these figures indicate the number of cases found in the data file. They cannot be interpreted as summary statistics of the population of interest. | | | |
| # wwwwork7: 這項家事主要由誰來做:擦洗窗戶 | | | |
| Information | [Type= discrete] [Format=numeric] [Range= 0-9] [Missing=*] | | |
| Statistics [NW/ W] | [Valid=342 /-] [Invalid=0 /-] | | |
| Value | Label | Cases | Percentage |
| 0 | 不適用 | 0 | |
| 1 | 先生為主 | 84 | <div><div></div></div> 24.6% |
| 2 | 夫妻共同 | 123 | <div><div></div></div> 36.0% |
| 3 | 先生為主 | 101 | <div><div></div></div> 29.5% |
| 4 | 其他人, 稱謂 | 32 | <div><div></div></div> 9.4% |
| 9 | 未填答 | 2 | <div><div></div></div> 0.6% |
| Warning: these figures indicate the number of cases found in the data file. They cannot be interpreted as summary statistics of the population of interest. | | | |
| # wwwwork8: 這項家事主要由誰來做:買菜 | | | |
| Information | [Type= discrete] [Format=numeric] [Range= 0-9] [Missing=*] | | |
| Statistics [NW/ W] | [Valid=342 /-] [Invalid=0 /-] | | |
| Value | Label | Cases | Percentage |
| 0 | 不適用 | 1 | <div><div></div></div> 0.3% |
| 1 | 先生為主 | 206 | <div><div></div></div> 60.2% |
| 2 | 夫妻共同 | 79 | <div><div></div></div> 23.1% |
| 3 | 先生為主 | 17 | <div><div></div></div> 5.0% |
| 4 | 其他人, 稱謂 | 38 | <div><div></div></div> 11.1% |
| 9 | 未填答 | 1 | <div><div></div></div> 0.3% |
| Warning: these figures indicate the number of cases found in the data file. They cannot be interpreted as summary statistics of the population of interest. | | | |
| # wwwwork9: 這項家事主要由誰來做:清掃、清潔整理 | | | |
| Information | [Type= discrete] [Format=numeric] [Range= 0-9] [Missing=*] | | |
| Statistics [NW/ W] | [Valid=342 /-] [Invalid=0 /-] | | |
| Value | Label | Cases | Percentage |
| 0 | 不適用 | 0 | |
| 1 | 先生為主 | 143 | <div><div></div></div> 41.8% |
| 2 | 夫妻共同 | 147 | <div><div></div></div> 43.0% |
| 3 | 先生為主 | 25 | <div><div></div></div> 7.3% |
| 4 | 其他人, 稱謂 | 25 | <div><div></div></div> 7.3% |
| 9 | 未填答 | 2 | <div><div></div></div> 0.6% |
| Warning: these figures indicate the number of cases found in the data file. They cannot be interpreted as summary statistics of the population of interest. | | | |
| # wwwwork10: 這項家事主要由誰來做:陪孩子做功課 | | | |
| Information | [Type= discrete] [Format=numeric] [Range= 0-9] [Missing=*] | | |

| # wwwork10: 這項家事主要由誰來做: 陪孩子作功課 | | | |
|---|---------|--|------------------------------|
| Statistics [NW/ W] | | [Valid=342 /-] [Invalid=0 /-] | |
| Value | Label | Cases | Percentage |
| 0 | 不適用 | 51 | <div><div></div></div> 14.9% |
| 1 | 先生為主 | 139 | <div><div></div></div> 40.6% |
| 2 | 夫妻共同 | 119 | <div><div></div></div> 34.8% |
| 3 | 先生為主 | 21 | <div><div></div></div> 6.1% |
| 4 | 其他人, 稱謂 | 10 | <div><div></div></div> 2.9% |
| 9 | 未填答 | 2 | <div><div></div></div> 0.6% |
| Warning: these figures indicate the number of cases found in the data file. They cannot be interpreted as summary statistics of the population of interest. | | | |
| # wwwork11: 這項家事主要由誰來做: 修理水電 | | | |
| Information | | [Type= discrete] [Format=numeric] [Range= 0-9] [Missing=*] | |
| Statistics [NW/ W] | | [Valid=342 /-] [Invalid=0 /-] | |
| Value | Label | Cases | Percentage |
| 0 | 不適用 | 0 | |
| 1 | 先生為主 | 14 | <div><div></div></div> 4.1% |
| 2 | 夫妻共同 | 52 | <div><div></div></div> 15.2% |
| 3 | 先生為主 | 245 | <div><div></div></div> 71.6% |
| 4 | 其他人, 稱謂 | 30 | <div><div></div></div> 8.8% |
| 9 | 未填答 | 1 | <div><div></div></div> 0.3% |
| Warning: these figures indicate the number of cases found in the data file. They cannot be interpreted as summary statistics of the population of interest. | | | |
| # wwwork12: 這項家事主要由誰來做: 買日用品 | | | |
| Information | | [Type= discrete] [Format=numeric] [Range= 0-9] [Missing=*] | |
| Statistics [NW/ W] | | [Valid=342 /-] [Invalid=0 /-] | |
| Value | Label | Cases | Percentage |
| 0 | 不適用 | 0 | |
| 1 | 先生為主 | 136 | <div><div></div></div> 39.8% |
| 2 | 夫妻共同 | 175 | <div><div></div></div> 51.2% |
| 3 | 先生為主 | 23 | <div><div></div></div> 6.7% |
| 4 | 其他人, 稱謂 | 7 | <div><div></div></div> 2.0% |
| 9 | 未填答 | 1 | <div><div></div></div> 0.3% |
| Warning: these figures indicate the number of cases found in the data file. They cannot be interpreted as summary statistics of the population of interest. | | | |
| # wself1: 我沒有辦法解決自己的某些問題 | | | |
| Information | | [Type= discrete] [Format=numeric] [Range= 1-9] [Missing=*] | |
| Statistics [NW/ W] | | [Valid=342 /-] [Invalid=0 /-] | |
| Value | Label | Cases | Percentage |
| 1 | 很不同意 | 63 | <div><div></div></div> 18.4% |
| 2 | 不太同意 | 144 | <div><div></div></div> 42.1% |
| 3 | 還算同意 | 116 | <div><div></div></div> 33.9% |
| 4 | 很同意 | 17 | <div><div></div></div> 5.0% |
| 9 | 未填答 | 2 | <div><div></div></div> 0.6% |
| Warning: these figures indicate the number of cases found in the data file. They cannot be interpreted as summary statistics of the population of interest. | | | |
| # wself2: 我沒有辦法控制發生在我身上的事 | | | |
| Information | | [Type= discrete] [Format=numeric] [Range= 1-9] [Missing=*] | |

| # wsself2: 我沒有辦法控制發生在我身上的事 | | | |
|---|-------|--|------------------------------|
| Statistics [NW/ W] | | [Valid=342 /-] [Invalid=0 /-] | |
| Value | Label | Cases | Percentage |
| 1 | 很不同意 | 61 | <div><div></div></div> 17.8% |
| 2 | 不太同意 | 171 | <div><div></div></div> 50.0% |
| 3 | 還算同意 | 86 | <div><div></div></div> 25.1% |
| 4 | 很同意 | 23 | <div><div></div></div> 6.7% |
| 9 | 未填答 | 1 | <div><div></div></div> 0.3% |
| Warning: these figures indicate the number of cases found in the data file. They cannot be interpreted as summary statistics of the population of interest. | | | |
| # wsself3: 要處理生活上的種種問題時,讓我感到很無力 | | | |
| Information | | [Type= discrete] [Format=numeric] [Range= 1-9] [Missing=*] | |
| Statistics [NW/ W] | | [Valid=342 /-] [Invalid=0 /-] | |
| Value | Label | Cases | Percentage |
| 1 | 很不同意 | 73 | <div><div></div></div> 21.3% |
| 2 | 不太同意 | 163 | <div><div></div></div> 47.7% |
| 3 | 還算同意 | 85 | <div><div></div></div> 24.9% |
| 4 | 很同意 | 20 | <div><div></div></div> 5.8% |
| 9 | 未填答 | 1 | <div><div></div></div> 0.3% |
| Warning: these figures indicate the number of cases found in the data file. They cannot be interpreted as summary statistics of the population of interest. | | | |
| # wsself4: 我用積極樂觀的態度看待我自己 | | | |
| Information | | [Type= discrete] [Format=numeric] [Range= 1-9] [Missing=*] | |
| Statistics [NW/ W] | | [Valid=342 /-] [Invalid=0 /-] | |
| Value | Label | Cases | Percentage |
| 1 | 很不同意 | 9 | <div><div></div></div> 2.6% |
| 2 | 不太同意 | 26 | <div><div></div></div> 7.6% |
| 3 | 還算同意 | 200 | <div><div></div></div> 58.5% |
| 4 | 很同意 | 105 | <div><div></div></div> 30.7% |
| 9 | 未填答 | 2 | <div><div></div></div> 0.6% |
| Warning: these figures indicate the number of cases found in the data file. They cannot be interpreted as summary statistics of the population of interest. | | | |
| # wsself5: 我覺得我是個有價值(有用)的人 | | | |
| Information | | [Type= discrete] [Format=numeric] [Range= 1-9] [Missing=*] | |
| Statistics [NW/ W] | | [Valid=342 /-] [Invalid=0 /-] | |
| Value | Label | Cases | Percentage |
| 1 | 很不同意 | 7 | <div><div></div></div> 2.0% |
| 2 | 不太同意 | 20 | <div><div></div></div> 5.8% |
| 3 | 還算同意 | 193 | <div><div></div></div> 56.4% |
| 4 | 很同意 | 120 | <div><div></div></div> 35.1% |
| 9 | 未填答 | 2 | <div><div></div></div> 0.6% |
| Warning: these figures indicate the number of cases found in the data file. They cannot be interpreted as summary statistics of the population of interest. | | | |
| # wsself6: 我沒有很多值得驕傲的事情 | | | |
| Information | | [Type= discrete] [Format=numeric] [Range= 1-9] [Missing=*] | |
| Statistics [NW/ W] | | [Valid=342 /-] [Invalid=0 /-] | |
| Value | Label | Cases | Percentage |
| 1 | 很不同意 | 39 | <div><div></div></div> 11.4% |

| # wself6: 我沒有很多值得驕傲的事情 | | | |
|---|--|-------|------------------------------|
| Value | Label | Cases | Percentage |
| 2 | 不太同意 | 162 | <div><div></div></div> 47.4% |
| 3 | 還算同意 | 122 | <div><div></div></div> 35.7% |
| 4 | 很同意 | 18 | <div><div></div></div> 5.3% |
| 9 | 未填答 | 1 | <div><div></div></div> 0.3% |
| Warning: these figures indicate the number of cases found in the data file. They cannot be interpreted as summary statistics of the population of interest. | | | |
| # wself7: 我很滿意我自己 | | | |
| Information | [Type= discrete] [Format=numeric] [Range= 1-9] [Missing=*] | | |
| Statistics [NW/ W] | [Valid=342 /-] [Invalid=0 /-] | | |
| Value | Label | Cases | Percentage |
| 1 | 很不同意 | 9 | <div><div></div></div> 2.6% |
| 2 | 不太同意 | 49 | <div><div></div></div> 14.3% |
| 3 | 還算同意 | 220 | <div><div></div></div> 64.3% |
| 4 | 很同意 | 63 | <div><div></div></div> 18.4% |
| 9 | 未填答 | 1 | <div><div></div></div> 0.3% |
| Warning: these figures indicate the number of cases found in the data file. They cannot be interpreted as summary statistics of the population of interest. | | | |
| # wself8: 我有時候覺得自己很沒有用 | | | |
| Information | [Type= discrete] [Format=numeric] [Range= 1-9] [Missing=*] | | |
| Statistics [NW/ W] | [Valid=342 /-] [Invalid=0 /-] | | |
| Value | Label | Cases | Percentage |
| 1 | 很不同意 | 82 | <div><div></div></div> 24.0% |
| 2 | 不太同意 | 158 | <div><div></div></div> 46.2% |
| 3 | 還算同意 | 89 | <div><div></div></div> 26.0% |
| 4 | 很同意 | 12 | <div><div></div></div> 3.5% |
| 9 | 未填答 | 1 | <div><div></div></div> 0.3% |
| Warning: these figures indicate the number of cases found in the data file. They cannot be interpreted as summary statistics of the population of interest. | | | |
| # wself9: 有時候我會認為自己一無是處 | | | |
| Information | [Type= discrete] [Format=numeric] [Range= 1-9] [Missing=*] | | |
| Statistics [NW/ W] | [Valid=342 /-] [Invalid=0 /-] | | |
| Value | Label | Cases | Percentage |
| 1 | 很不同意 | 116 | <div><div></div></div> 33.9% |
| 2 | 不太同意 | 162 | <div><div></div></div> 47.4% |
| 3 | 還算同意 | 46 | <div><div></div></div> 13.5% |
| 4 | 很同意 | 17 | <div><div></div></div> 5.0% |
| 9 | 未填答 | 1 | <div><div></div></div> 0.3% |
| Warning: these figures indicate the number of cases found in the data file. They cannot be interpreted as summary statistics of the population of interest. | | | |
| # wconf1: 這項事情有無發生並造成你的困擾:先生只顧工作、不顧家人。 | | | |
| Information | [Type= discrete] [Format=numeric] [Range= 0-9] [Missing=*] | | |
| Statistics [NW/ W] | [Valid=342 /-] [Invalid=0 /-] | | |
| Value | Label | Cases | Percentage |
| 0 | 沒有發生過、不適用 | 177 | <div><div></div></div> 51.8% |
| 1 | 沒有造成困擾 | 97 | <div><div></div></div> 28.4% |
| 2 | 造成一些困擾 | 57 | <div><div></div></div> 16.7% |

| # wconf1: 這項事情有無發生並造成你的困擾:先生只顧工作、不顧家人。 | | | |
|---|--|-------|------------------------------|
| Value | Label | Cases | Percentage |
| 3 | 造成相當困擾 | 9 | <div><div></div></div> 2.6% |
| 4 | 造成很大困擾 | 2 | <div><div></div></div> 0.6% |
| 9 | 未填答 | 0 | |
| Warning: these figures indicate the number of cases found in the data file. They cannot be interpreted as summary statistics of the population of interest. | | | |
| # wconf2: 這項事情有無發生並造成你的困擾:先生把工作上的不愉快帶回家。 | | | |
| Information | [Type= discrete] [Format=numeric] [Range= 0-9] [Missing=*] | | |
| Statistics [NW/ W] | [Valid=342 /-] [Invalid=0 /-] | | |
| Value | Label | Cases | Percentage |
| 0 | 沒有發生過、不適用 | 120 | <div><div></div></div> 35.1% |
| 1 | 沒有造成困擾 | 148 | <div><div></div></div> 43.3% |
| 2 | 造成一些困擾 | 57 | <div><div></div></div> 16.7% |
| 3 | 造成相當困擾 | 11 | <div><div></div></div> 3.2% |
| 4 | 造成很大困擾 | 6 | <div><div></div></div> 1.8% |
| 9 | 未填答 | 0 | |
| Warning: these figures indicate the number of cases found in the data file. They cannot be interpreted as summary statistics of the population of interest. | | | |
| # wconf3: 這項事情有無發生並造成你的困擾:先生因為工作應酬而晚回家。 | | | |
| Information | [Type= discrete] [Format=numeric] [Range= 0-9] [Missing=*] | | |
| Statistics [NW/ W] | [Valid=342 /-] [Invalid=0 /-] | | |
| Value | Label | Cases | Percentage |
| 0 | 沒有發生過、不適用 | 152 | <div><div></div></div> 44.4% |
| 1 | 沒有造成困擾 | 119 | <div><div></div></div> 34.8% |
| 2 | 造成一些困擾 | 49 | <div><div></div></div> 14.3% |
| 3 | 造成相當困擾 | 15 | <div><div></div></div> 4.4% |
| 4 | 造成很大困擾 | 6 | <div><div></div></div> 1.8% |
| 9 | 未填答 | 1 | <div><div></div></div> 0.3% |
| Warning: these figures indicate the number of cases found in the data file. They cannot be interpreted as summary statistics of the population of interest. | | | |
| # wconf4: 這項事情有無發生並造成你的困擾:為了我是否出外工作或改變工作而起爭執。 | | | |
| Information | [Type= discrete] [Format=numeric] [Range= 0-9] [Missing=*] | | |
| Statistics [NW/ W] | [Valid=342 /-] [Invalid=0 /-] | | |
| Value | Label | Cases | Percentage |
| 0 | 沒有發生過、不適用 | 203 | <div><div></div></div> 59.4% |
| 1 | 沒有造成困擾 | 98 | <div><div></div></div> 28.7% |
| 2 | 造成一些困擾 | 28 | <div><div></div></div> 8.2% |
| 3 | 造成相當困擾 | 10 | <div><div></div></div> 2.9% |
| 4 | 造成很大困擾 | 3 | <div><div></div></div> 0.9% |
| 9 | 未填答 | 0 | |
| Warning: these figures indicate the number of cases found in the data file. They cannot be interpreted as summary statistics of the population of interest. | | | |
| # wconf5: 這項事情有無發生並造成你的困擾:兩人無法一起從事休閒活動。 | | | |
| Information | [Type= discrete] [Format=numeric] [Range= 0-9] [Missing=*] | | |
| Statistics [NW/ W] | [Valid=342 /-] [Invalid=0 /-] | | |
| Value | Label | Cases | Percentage |
| 0 | 沒有發生過、不適用 | 139 | <div><div></div></div> 40.6% |

| # wconf5: 這項事情有無發生並造成你的困擾:兩人無法一起從事休閒活動。 | | | |
|---|--|-------|------------------------------|
| Value | Label | Cases | Percentage |
| 1 | 沒有造成困擾 | 130 | <div><div></div></div> 38.0% |
| 2 | 造成一些困擾 | 57 | <div><div></div></div> 16.7% |
| 3 | 造成相當困擾 | 13 | <div><div></div></div> 3.8% |
| 4 | 造成很大困擾 | 2 | <div><div></div></div> 0.6% |
| 9 | 未填答 | 1 | <div><div></div></div> 0.3% |
| Warning: these figures indicate the number of cases found in the data file. They cannot be interpreted as summary statistics of the population of interest. | | | |
| # wconf6: 這項事情有無發生並造成你的困擾:家事如何分工。 | | | |
| Information | [Type= discrete] [Format=numeric] [Range= 0-9] [Missing=*] | | |
| Statistics [NW/ W] | [Valid=342 /-] [Invalid=0 /-] | | |
| Value | Label | Cases | Percentage |
| 0 | 沒有發生過、不適用 | 82 | <div><div></div></div> 24.0% |
| 1 | 沒有造成困擾 | 180 | <div><div></div></div> 52.6% |
| 2 | 造成一些困擾 | 64 | <div><div></div></div> 18.7% |
| 3 | 造成相當困擾 | 13 | <div><div></div></div> 3.8% |
| 4 | 造成很大困擾 | 3 | <div><div></div></div> 0.9% |
| 9 | 未填答 | 0 | |
| Warning: these figures indicate the number of cases found in the data file. They cannot be interpreted as summary statistics of the population of interest. | | | |
| # wconf7: 這項事情有無發生並造成你的困擾:兩人生活作息差異大。 | | | |
| Information | [Type= discrete] [Format=numeric] [Range= 0-9] [Missing=*] | | |
| Statistics [NW/ W] | [Valid=342 /-] [Invalid=0 /-] | | |
| Value | Label | Cases | Percentage |
| 0 | 沒有發生過、不適用 | 107 | <div><div></div></div> 31.3% |
| 1 | 沒有造成困擾 | 164 | <div><div></div></div> 48.0% |
| 2 | 造成一些困擾 | 58 | <div><div></div></div> 17.0% |
| 3 | 造成相當困擾 | 10 | <div><div></div></div> 2.9% |
| 4 | 造成很大困擾 | 3 | <div><div></div></div> 0.9% |
| 9 | 未填答 | 0 | |
| Warning: these figures indicate the number of cases found in the data file. They cannot be interpreted as summary statistics of the population of interest. | | | |
| # wconf8: 這項事情有無發生並造成你的困擾:先生抽煙。 | | | |
| Information | [Type= discrete] [Format=numeric] [Range= 0-9] [Missing=*] | | |
| Statistics [NW/ W] | [Valid=342 /-] [Invalid=0 /-] | | |
| Value | Label | Cases | Percentage |
| 0 | 沒有發生過、不適用 | 229 | <div><div></div></div> 67.0% |
| 1 | 沒有造成困擾 | 58 | <div><div></div></div> 17.0% |
| 2 | 造成一些困擾 | 25 | <div><div></div></div> 7.3% |
| 3 | 造成相當困擾 | 13 | <div><div></div></div> 3.8% |
| 4 | 造成很大困擾 | 17 | <div><div></div></div> 5.0% |
| 9 | 未填答 | 0 | |
| Warning: these figures indicate the number of cases found in the data file. They cannot be interpreted as summary statistics of the population of interest. | | | |
| # wconf9: 這項事情有無發生並造成你的困擾:先生喝酒。 | | | |
| Information | [Type= discrete] [Format=numeric] [Range= 0-9] [Missing=*] | | |
| Statistics [NW/ W] | [Valid=342 /-] [Invalid=0 /-] | | |

| # wconf9: 這項事情有無發生並造成你的困擾:先生喝酒。 | | | |
|---|--|-------|------------------------------|
| Value | Label | Cases | Percentage |
| 0 | 沒有發生過、不適用 | 205 | <div><div></div></div> 59.9% |
| 1 | 沒有造成困擾 | 96 | <div><div></div></div> 28.1% |
| 2 | 造成一些困擾 | 27 | <div><div></div></div> 7.9% |
| 3 | 造成相當困擾 | 9 | <div><div></div></div> 2.6% |
| 4 | 造成很大困擾 | 5 | <div><div></div></div> 1.5% |
| 9 | 未填答 | 0 | |
| Warning: these figures indicate the number of cases found in the data file. They cannot be interpreted as summary statistics of the population of interest. | | | |
| # wconf10: 這項事情有無發生並造成你的困擾:先生賭博。 | | | |
| Information | [Type= discrete] [Format=numeric] [Range= 0-9] [Missing=*] | | |
| Statistics [NW/ W] | [Valid=342 /-] [Invalid=0 /-] | | |
| Value | Label | Cases | Percentage |
| 0 | 沒有發生過、不適用 | 265 | <div><div></div></div> 77.5% |
| 1 | 沒有造成困擾 | 56 | <div><div></div></div> 16.4% |
| 2 | 造成一些困擾 | 11 | <div><div></div></div> 3.2% |
| 3 | 造成相當困擾 | 2 | <div><div></div></div> 0.6% |
| 4 | 造成很大困擾 | 8 | <div><div></div></div> 2.3% |
| 9 | 未填答 | 0 | |
| Warning: these figures indicate the number of cases found in the data file. They cannot be interpreted as summary statistics of the population of interest. | | | |
| # wconf11: 這項事情有無發生並造成你的困擾:先生沉迷於上網。 | | | |
| Information | [Type= discrete] [Format=numeric] [Range= 0-9] [Missing=*] | | |
| Statistics [NW/ W] | [Valid=342 /-] [Invalid=0 /-] | | |
| Value | Label | Cases | Percentage |
| 0 | 沒有發生過、不適用 | 231 | <div><div></div></div> 67.5% |
| 1 | 沒有造成困擾 | 67 | <div><div></div></div> 19.6% |
| 2 | 造成一些困擾 | 28 | <div><div></div></div> 8.2% |
| 3 | 造成相當困擾 | 9 | <div><div></div></div> 2.6% |
| 4 | 造成很大困擾 | 7 | <div><div></div></div> 2.0% |
| 9 | 未填答 | 0 | |
| Warning: these figures indicate the number of cases found in the data file. They cannot be interpreted as summary statistics of the population of interest. | | | |
| # wconf12: 這項事情有無發生並造成你的困擾:性生活不協調。 | | | |
| Information | [Type= discrete] [Format=numeric] [Range= 0-9] [Missing=*] | | |
| Statistics [NW/ W] | [Valid=342 /-] [Invalid=0 /-] | | |
| Value | Label | Cases | Percentage |
| 0 | 沒有發生過、不適用 | 176 | <div><div></div></div> 51.5% |
| 1 | 沒有造成困擾 | 125 | <div><div></div></div> 36.5% |
| 2 | 造成一些困擾 | 32 | <div><div></div></div> 9.4% |
| 3 | 造成相當困擾 | 4 | <div><div></div></div> 1.2% |
| 4 | 造成很大困擾 | 3 | <div><div></div></div> 0.9% |
| 9 | 未填答 | 2 | <div><div></div></div> 0.6% |
| Warning: these figures indicate the number of cases found in the data file. They cannot be interpreted as summary statistics of the population of interest. | | | |
| # wconf13: 這項事情有無發生並造成你的困擾:為了養寵物、照料寵物而起爭執。 | | | |
| Information | [Type= discrete] [Format=numeric] [Range= 0-9] [Missing=*] | | |

wconf13: 這項事情有無發生並造成你的困擾:為了養寵物、照料寵物而起爭執。

Statistics [NW/ W] [Valid=342 /-] [Invalid=0 /-]

| Value | Label | Cases | Percentage |
|-------|-----------|-------|------------|
| 0 | 沒有發生過、不適用 | 254 | 74.3% |
| 1 | 沒有造成困擾 | 59 | 17.3% |
| 2 | 造成一些困擾 | 22 | 6.4% |
| 3 | 造成相當困擾 | 7 | 2.0% |
| 4 | 造成很大困擾 | 0 | |
| 9 | 未填答 | 0 | |

Warning: these figures indicate the number of cases found in the data file. They cannot be interpreted as summary statistics of the population of interest.

wconf14: 這項事情有無發生並造成你的困擾:先生不了解我的感受,不關心我。

Information [Type= discrete] [Format=numeric] [Range= 0-9] [Missing=*]

Statistics [NW/ W] [Valid=342 /-] [Invalid=0 /-]

| Value | Label | Cases | Percentage |
|-------|-----------|-------|------------|
| 0 | 沒有發生過、不適用 | 117 | 34.2% |
| 1 | 沒有造成困擾 | 121 | 35.4% |
| 2 | 造成一些困擾 | 77 | 22.5% |
| 3 | 造成相當困擾 | 19 | 5.6% |
| 4 | 造成很大困擾 | 8 | 2.3% |
| 9 | 未填答 | 0 | |

Warning: these figures indicate the number of cases found in the data file. They cannot be interpreted as summary statistics of the population of interest.

| # wconf15: 這項事情有無發生並造成你的困擾:先生不守約定。 | | | |
|---|--|-------|------------------------------|
| Information | [Type= discrete] [Format=numeric] [Range= 0-9] [Missing=*] | | |
| Statistics [NW/ W] | [Valid=342 /-] [Invalid=0 /-] | | |
| Value | Label | Cases | Percentage |
| 0 | 沒有發生過、不適用 | 131 | <div><div></div></div> 38.3% |
| 1 | 沒有造成困擾 | 122 | <div><div></div></div> 35.7% |
| 2 | 造成一些困擾 | 63 | <div><div></div></div> 18.4% |
| 3 | 造成相當困擾 | 17 | <div><div></div></div> 5.0% |
| 4 | 造成很大困擾 | 7 | <div><div></div></div> 2.0% |
| 9 | 未填答 | 2 | <div><div></div></div> 0.6% |
| Warning: these figures indicate the number of cases found in the data file. They cannot be interpreted as summary statistics of the population of interest. | | | |
| # wconf16: 這項事情有無發生並造成你的困擾:先生態度、語氣不好。 | | | |
| Information | [Type= discrete] [Format=numeric] [Range= 0-9] [Missing=*] | | |
| Statistics [NW/ W] | [Valid=342 /-] [Invalid=0 /-] | | |
| Value | Label | Cases | Percentage |
| 0 | 沒有發生過、不適用 | 90 | <div><div></div></div> 26.3% |
| 1 | 沒有造成困擾 | 120 | <div><div></div></div> 35.1% |
| 2 | 造成一些困擾 | 99 | <div><div></div></div> 28.9% |
| 3 | 造成相當困擾 | 17 | <div><div></div></div> 5.0% |
| 4 | 造成很大困擾 | 14 | <div><div></div></div> 4.1% |
| 9 | 未填答 | 2 | <div><div></div></div> 0.6% |
| Warning: these figures indicate the number of cases found in the data file. They cannot be interpreted as summary statistics of the population of interest. | | | |
| # wconf17: 這項事情有無發生並造成你的困擾:兩人飲食偏好差異大。 | | | |
| Information | [Type= discrete] [Format=numeric] [Range= 0-9] [Missing=*] | | |
| Statistics [NW/ W] | [Valid=342 /-] [Invalid=0 /-] | | |
| Value | Label | Cases | Percentage |
| 0 | 沒有發生過、不適用 | 110 | <div><div></div></div> 32.2% |
| 1 | 沒有造成困擾 | 173 | <div><div></div></div> 50.6% |
| 2 | 造成一些困擾 | 49 | <div><div></div></div> 14.3% |
| 3 | 造成相當困擾 | 9 | <div><div></div></div> 2.6% |
| 4 | 造成很大困擾 | 1 | <div><div></div></div> 0.3% |
| 9 | 未填答 | 0 | |
| Warning: these figures indicate the number of cases found in the data file. They cannot be interpreted as summary statistics of the population of interest. | | | |
| # wconf18: 這項事情有無發生並造成你的困擾:兩人興趣不同。 | | | |
| Information | [Type= discrete] [Format=numeric] [Range= 0-9] [Missing=*] | | |
| Statistics [NW/ W] | [Valid=342 /-] [Invalid=0 /-] | | |
| Value | Label | Cases | Percentage |
| 0 | 沒有發生過、不適用 | 74 | <div><div></div></div> 21.6% |
| 1 | 沒有造成困擾 | 197 | <div><div></div></div> 57.6% |
| 2 | 造成一些困擾 | 53 | <div><div></div></div> 15.5% |
| 3 | 造成相當困擾 | 13 | <div><div></div></div> 3.8% |
| 4 | 造成很大困擾 | 3 | <div><div></div></div> 0.9% |
| 9 | 未填答 | 2 | <div><div></div></div> 0.6% |
| Warning: these figures indicate the number of cases found in the data file. They cannot be interpreted as summary statistics of the population of interest. | | | |

| # wconf19: 這項事情有無發生並造成你的困擾:價值觀不同,或對某些事看法不同。 | | | |
|---|--|-------|------------------------------|
| Information | [Type= discrete] [Format=numeric] [Range= 0-9] [Missing=*] | | |
| Statistics [NW/ W] | [Valid=342 /-] [Invalid=0 /-] | | |
| Value | Label | Cases | Percentage |
| 0 | 沒有發生過、不適用 | 43 | <div><div></div></div> 12.6% |
| 1 | 沒有造成困擾 | 161 | <div><div></div></div> 47.1% |
| 2 | 造成一些困擾 | 102 | <div><div></div></div> 29.8% |
| 3 | 造成相當困擾 | 26 | <div><div></div></div> 7.6% |
| 4 | 造成很大困擾 | 9 | <div><div></div></div> 2.6% |
| 9 | 未填答 | 1 | <div><div></div></div> 0.3% |
| Warning: these figures indicate the number of cases found in the data file. They cannot be interpreted as summary statistics of the population of interest. | | | |
| # wconf20: 這項事情有無發生並造成你的困擾:個性不合。 | | | |
| Information | [Type= discrete] [Format=numeric] [Range= 0-9] [Missing=*] | | |
| Statistics [NW/ W] | [Valid=342 /-] [Invalid=0 /-] | | |
| Value | Label | Cases | Percentage |
| 0 | 沒有發生過、不適用 | 92 | <div><div></div></div> 26.9% |
| 1 | 沒有造成困擾 | 157 | <div><div></div></div> 45.9% |
| 2 | 造成一些困擾 | 70 | <div><div></div></div> 20.5% |
| 3 | 造成相當困擾 | 15 | <div><div></div></div> 4.4% |
| 4 | 造成很大困擾 | 6 | <div><div></div></div> 1.8% |
| 9 | 未填答 | 2 | <div><div></div></div> 0.6% |
| Warning: these figures indicate the number of cases found in the data file. They cannot be interpreted as summary statistics of the population of interest. | | | |
| # wconf21: 這項事情有無發生並造成你的困擾:先生借錢給別人。 | | | |
| Information | [Type= discrete] [Format=numeric] [Range= 0-9] [Missing=*] | | |
| Statistics [NW/ W] | [Valid=342 /-] [Invalid=0 /-] | | |
| Value | Label | Cases | Percentage |
| 0 | 沒有發生過、不適用 | 188 | <div><div></div></div> 55.0% |
| 1 | 沒有造成困擾 | 105 | <div><div></div></div> 30.7% |
| 2 | 造成一些困擾 | 34 | <div><div></div></div> 9.9% |
| 3 | 造成相當困擾 | 11 | <div><div></div></div> 3.2% |
| 4 | 造成很大困擾 | 3 | <div><div></div></div> 0.9% |
| 9 | 未填答 | 1 | <div><div></div></div> 0.3% |
| Warning: these figures indicate the number of cases found in the data file. They cannot be interpreted as summary statistics of the population of interest. | | | |
| # wconf22: 這項事情有無發生並造成你的困擾:先生跟別人借錢。 | | | |
| Information | [Type= discrete] [Format=numeric] [Range= 0-9] [Missing=*] | | |
| Statistics [NW/ W] | [Valid=342 /-] [Invalid=0 /-] | | |
| Value | Label | Cases | Percentage |
| 0 | 沒有發生過、不適用 | 259 | <div><div></div></div> 75.7% |
| 1 | 沒有造成困擾 | 61 | <div><div></div></div> 17.8% |
| 2 | 造成一些困擾 | 11 | <div><div></div></div> 3.2% |
| 3 | 造成相當困擾 | 9 | <div><div></div></div> 2.6% |
| 4 | 造成很大困擾 | 1 | <div><div></div></div> 0.3% |
| 9 | 未填答 | 1 | <div><div></div></div> 0.3% |
| Warning: these figures indicate the number of cases found in the data file. They cannot be interpreted as summary statistics of the population of interest. | | | |

| # wconf23: 這項事情有無發生並造成你的困擾: 先生不肯負擔家用開銷。 | | | |
|---|--|-------|------------------------------|
| Information | [Type= discrete] [Format=numeric] [Range= 0-9] [Missing=*] | | |
| Statistics [NW/ W] | [Valid=342 /-] [Invalid=0 /-] | | |
| Value | Label | Cases | Percentage |
| 0 | 沒有發生過、不適用 | 282 | <div><div></div></div> 82.5% |
| 1 | 沒有造成困擾 | 45 | <div><div></div></div> 13.2% |
| 2 | 造成一些困擾 | 11 | <div><div></div></div> 3.2% |
| 3 | 造成相當困擾 | 2 | <div><div></div></div> 0.6% |
| 4 | 造成很大困擾 | 2 | <div><div></div></div> 0.6% |
| 9 | 未填答 | 0 | |
| Warning: these figures indicate the number of cases found in the data file. They cannot be interpreted as summary statistics of the population of interest. | | | |
| # wconf24: 這項事情有無發生並造成你的困擾: 先生花錢浪費。 | | | |
| Information | [Type= discrete] [Format=numeric] [Range= 0-9] [Missing=*] | | |
| Statistics [NW/ W] | [Valid=342 /-] [Invalid=0 /-] | | |
| Value | Label | Cases | Percentage |
| 0 | 沒有發生過、不適用 | 234 | <div><div></div></div> 68.4% |
| 1 | 沒有造成困擾 | 71 | <div><div></div></div> 20.8% |
| 2 | 造成一些困擾 | 28 | <div><div></div></div> 8.2% |
| 3 | 造成相當困擾 | 6 | <div><div></div></div> 1.8% |
| 4 | 造成很大困擾 | 3 | <div><div></div></div> 0.9% |
| 9 | 未填答 | 0 | |
| Warning: these figures indicate the number of cases found in the data file. They cannot be interpreted as summary statistics of the population of interest. | | | |
| # wconf25: 這項事情有無發生並造成你的困擾: 先生太小氣、一毛不拔。 | | | |
| Information | [Type= discrete] [Format=numeric] [Range= 0-9] [Missing=*] | | |
| Statistics [NW/ W] | [Valid=342 /-] [Invalid=0 /-] | | |
| Value | Label | Cases | Percentage |
| 0 | 沒有發生過、不適用 | 235 | <div><div></div></div> 68.7% |
| 1 | 沒有造成困擾 | 72 | <div><div></div></div> 21.1% |
| 2 | 造成一些困擾 | 26 | <div><div></div></div> 7.6% |
| 3 | 造成相當困擾 | 5 | <div><div></div></div> 1.5% |
| 4 | 造成很大困擾 | 3 | <div><div></div></div> 0.9% |
| 9 | 未填答 | 1 | <div><div></div></div> 0.3% |
| Warning: these figures indicate the number of cases found in the data file. They cannot be interpreted as summary statistics of the population of interest. | | | |
| # wconf26: 這項事情有無發生並造成你的困擾: 為財產是否共有而意見不合。 | | | |
| Information | [Type= discrete] [Format=numeric] [Range= 0-9] [Missing=*] | | |
| Statistics [NW/ W] | [Valid=342 /-] [Invalid=0 /-] | | |
| Value | Label | Cases | Percentage |
| 0 | 沒有發生過、不適用 | 207 | <div><div></div></div> 60.5% |
| 1 | 沒有造成困擾 | 103 | <div><div></div></div> 30.1% |
| 2 | 造成一些困擾 | 26 | <div><div></div></div> 7.6% |
| 3 | 造成相當困擾 | 4 | <div><div></div></div> 1.2% |
| 4 | 造成很大困擾 | 2 | <div><div></div></div> 0.6% |
| 9 | 未填答 | 0 | |
| Warning: these figures indicate the number of cases found in the data file. They cannot be interpreted as summary statistics of the population of interest. | | | |

| # wconf27: 這項事情有無發生並造成你的困擾: 為家用支出的分配而意見不合。 | | | |
|---|--|-------|------------------------------|
| Information | [Type= discrete] [Format=numeric] [Range= 0-9] [Missing=*] | | |
| Statistics [NW/ W] | [Valid=342 /-] [Invalid=0 /-] | | |
| Value | Label | Cases | Percentage |
| 0 | 沒有發生過、不適用 | 177 | <div><div></div></div> 51.8% |
| 1 | 沒有造成困擾 | 111 | <div><div></div></div> 32.5% |
| 2 | 造成一些困擾 | 46 | <div><div></div></div> 13.5% |
| 3 | 造成相當困擾 | 5 | <div><div></div></div> 1.5% |
| 4 | 造成很大困擾 | 3 | <div><div></div></div> 0.9% |
| 9 | 未填答 | 0 | |
| Warning: these figures indicate the number of cases found in the data file. They cannot be interpreted as summary statistics of the population of interest. | | | |
| # wconf28: 這項事情有無發生並造成你的困擾: 是否要買車、買房子或土地。 | | | |
| Information | [Type= discrete] [Format=numeric] [Range= 0-9] [Missing=*] | | |
| Statistics [NW/ W] | [Valid=342 /-] [Invalid=0 /-] | | |
| Value | Label | Cases | Percentage |
| 0 | 沒有發生過、不適用 | 162 | <div><div></div></div> 47.4% |
| 1 | 沒有造成困擾 | 133 | <div><div></div></div> 38.9% |
| 2 | 造成一些困擾 | 35 | <div><div></div></div> 10.2% |
| 3 | 造成相當困擾 | 7 | <div><div></div></div> 2.0% |
| 4 | 造成很大困擾 | 5 | <div><div></div></div> 1.5% |
| 9 | 未填答 | 0 | |
| Warning: these figures indicate the number of cases found in the data file. They cannot be interpreted as summary statistics of the population of interest. | | | |
| # wconf29: 這項事情有無發生並造成你的困擾: 是否與上一代同住。 | | | |
| Information | [Type= discrete] [Format=numeric] [Range= 0-9] [Missing=*] | | |
| Statistics [NW/ W] | [Valid=342 /-] [Invalid=0 /-] | | |
| Value | Label | Cases | Percentage |
| 0 | 沒有發生過、不適用 | 153 | <div><div></div></div> 44.7% |
| 1 | 沒有造成困擾 | 131 | <div><div></div></div> 38.3% |
| 2 | 造成一些困擾 | 40 | <div><div></div></div> 11.7% |
| 3 | 造成相當困擾 | 11 | <div><div></div></div> 3.2% |
| 4 | 造成很大困擾 | 7 | <div><div></div></div> 2.0% |
| 9 | 未填答 | 0 | |
| Warning: these figures indicate the number of cases found in the data file. They cannot be interpreted as summary statistics of the population of interest. | | | |
| # wconf30: 這項事情有無發生並造成你的困擾: 奉養父母的方式。 | | | |
| Information | [Type= discrete] [Format=numeric] [Range= 0-9] [Missing=*] | | |
| Statistics [NW/ W] | [Valid=342 /-] [Invalid=0 /-] | | |
| Value | Label | Cases | Percentage |
| 0 | 沒有發生過、不適用 | 111 | <div><div></div></div> 32.5% |
| 1 | 沒有造成困擾 | 183 | <div><div></div></div> 53.5% |
| 2 | 造成一些困擾 | 43 | <div><div></div></div> 12.6% |
| 3 | 造成相當困擾 | 4 | <div><div></div></div> 1.2% |
| 4 | 造成很大困擾 | 1 | <div><div></div></div> 0.3% |
| 9 | 未填答 | 0 | |
| Warning: these figures indicate the number of cases found in the data file. They cannot be interpreted as summary statistics of the population of interest. | | | |

| # wconf31: 這項事情有無發生並造成你的困擾:因先生親戚的事而起爭執。 | | | |
|---|--|-------|-------------------|
| Information | [Type= discrete] [Format=numeric] [Range= 0-9] [Missing=*] | | |
| Statistics [NW/ W] | [Valid=342 /-] [Invalid=0 /-] | | |
| Value | Label | Cases | Percentage |
| 0 | 沒有發生過、不適用 | 145 | <div></div> 42.4% |
| 1 | 沒有造成困擾 | 112 | <div></div> 32.7% |
| 2 | 造成一些困擾 | 63 | <div></div> 18.4% |
| 3 | 造成相當困擾 | 14 | <div></div> 4.1% |
| 4 | 造成很大困擾 | 8 | <div></div> 2.3% |
| 9 | 未填答 | 0 | |
| Warning: these figures indicate the number of cases found in the data file. They cannot be interpreted as summary statistics of the population of interest. | | | |
| # wconf32: 這項事情有無發生並造成你的困擾:因我親戚的事而起爭執。 | | | |
| Information | [Type= discrete] [Format=numeric] [Range= 0-9] [Missing=*] | | |
| Statistics [NW/ W] | [Valid=342 /-] [Invalid=0 /-] | | |
| Value | Label | Cases | Percentage |
| 0 | 沒有發生過、不適用 | 160 | <div></div> 46.8% |
| 1 | 沒有造成困擾 | 126 | <div></div> 36.8% |
| 2 | 造成一些困擾 | 48 | <div></div> 14.0% |
| 3 | 造成相當困擾 | 8 | <div></div> 2.3% |
| 4 | 造成很大困擾 | 0 | |
| 9 | 未填答 | 0 | |
| Warning: these figures indicate the number of cases found in the data file. They cannot be interpreted as summary statistics of the population of interest. | | | |
| # wconf33: 這項事情有無發生並造成你的困擾:先生常跟朋友出去玩,不陪家人。 | | | |
| Information | [Type= discrete] [Format=numeric] [Range= 0-9] [Missing=*] | | |
| Statistics [NW/ W] | [Valid=342 /-] [Invalid=0 /-] | | |
| Value | Label | Cases | Percentage |
| 0 | 沒有發生過、不適用 | 222 | <div></div> 64.9% |
| 1 | 沒有造成困擾 | 91 | <div></div> 26.6% |
| 2 | 造成一些困擾 | 18 | <div></div> 5.3% |
| 3 | 造成相當困擾 | 7 | <div></div> 2.0% |
| 4 | 造成很大困擾 | 3 | <div></div> 0.9% |
| 9 | 未填答 | 1 | <div></div> 0.3% |
| Warning: these figures indicate the number of cases found in the data file. They cannot be interpreted as summary statistics of the population of interest. | | | |
| # wconf34: 這項事情有無發生並造成你的困擾:先生有一些異性朋友,來往甚密。 | | | |
| Information | [Type= discrete] [Format=numeric] [Range= 0-9] [Missing=*] | | |
| Statistics [NW/ W] | [Valid=342 /-] [Invalid=0 /-] | | |
| Value | Label | Cases | Percentage |
| 0 | 沒有發生過、不適用 | 246 | <div></div> 71.9% |
| 1 | 沒有造成困擾 | 71 | <div></div> 20.8% |
| 2 | 造成一些困擾 | 15 | <div></div> 4.4% |
| 3 | 造成相當困擾 | 5 | <div></div> 1.5% |
| 4 | 造成很大困擾 | 4 | <div></div> 1.2% |
| 9 | 未填答 | 1 | <div></div> 0.3% |
| Warning: these figures indicate the number of cases found in the data file. They cannot be interpreted as summary statistics of the population of interest. | | | |

| # wconf35: 這項事情有無發生並造成你的困擾:先生有婚外情。 | | | |
|--|-----------|--|------------------------------|
| Information | | [Type= discrete] [Format=numeric] [Range= 0-9] [Missing=*] | |
| Statistics [NW/ W] | | [Valid=342 /-] [Invalid=0 /-] | |
| Value | Label | Cases | Percentage |
| 0 | 沒有發生過、不適用 | 308 | <div><div></div></div> 90.1% |
| 1 | 沒有造成困擾 | 20 | <div><div></div></div> 5.8% |
| 2 | 造成一些困擾 | 3 | <div><div></div></div> 0.9% |
| 3 | 造成相當困擾 | 6 | <div><div></div></div> 1.8% |
| 4 | 造成很大困擾 | 5 | <div><div></div></div> 1.5% |
| 9 | 未填答 | 0 | |
| <i>Warning: these figures indicate the number of cases found in the data file. They cannot be interpreted as summary statistics of the population of interest.</i> | | | |
| # wconf36: 這項事情有無發生並造成你的困擾:要不要生小孩、生幾個。 | | | |
| Information | | [Type= discrete] [Format=numeric] [Range= 0-9] [Missing=*] | |
| Statistics [NW/ W] | | [Valid=342 /-] [Invalid=0 /-] | |
| Value | Label | Cases | Percentage |
| 0 | 沒有發生過、不適用 | 180 | <div><div></div></div> 52.6% |
| 1 | 沒有造成困擾 | 137 | <div><div></div></div> 40.1% |
| 2 | 造成一些困擾 | 21 | <div><div></div></div> 6.1% |
| 3 | 造成相當困擾 | 3 | <div><div></div></div> 0.9% |
| 4 | 造成很大困擾 | 0 | |
| 9 | 未填答 | 1 | <div><div></div></div> 0.3% |
| <i>Warning: these figures indicate the number of cases found in the data file. They cannot be interpreted as summary statistics of the population of interest.</i> | | | |
| # wconf37: 這項事情有無發生並造成你的困擾:先生太寵子女(無子女者圈0)。 | | | |
| Information | | [Type= discrete] [Format=numeric] [Range= 0-9] [Missing=*] | |
| Statistics [NW/ W] | | [Valid=342 /-] [Invalid=0 /-] | |
| Value | Label | Cases | Percentage |
| 0 | 沒有發生過、不適用 | 126 | <div><div></div></div> 36.8% |
| 1 | 沒有造成困擾 | 182 | <div><div></div></div> 53.2% |
| 2 | 造成一些困擾 | 31 | <div><div></div></div> 9.1% |
| 3 | 造成相當困擾 | 2 | <div><div></div></div> 0.6% |
| 4 | 造成很大困擾 | 1 | <div><div></div></div> 0.3% |
| 9 | 未填答 | 0 | |
| <i>Warning: these figures indicate the number of cases found in the data file. They cannot be interpreted as summary statistics of the population of interest.</i> | | | |
| # wconf38: 這項事情有無發生並造成你的困擾:先生對子女太嚴(無子女者圈0)。 | | | |
| Information | | [Type= discrete] [Format=numeric] [Range= 0-9] [Missing=*] | |
| Statistics [NW/ W] | | [Valid=342 /-] [Invalid=0 /-] | |
| Value | Label | Cases | Percentage |
| 0 | 沒有發生過、不適用 | 124 | <div><div></div></div> 36.3% |
| 1 | 沒有造成困擾 | 172 | <div><div></div></div> 50.3% |
| 2 | 造成一些困擾 | 37 | <div><div></div></div> 10.8% |
| 3 | 造成相當困擾 | 7 | <div><div></div></div> 2.0% |
| 4 | 造成很大困擾 | 2 | <div><div></div></div> 0.6% |
| 9 | 未填答 | 0 | |
| <i>Warning: these figures indicate the number of cases found in the data file. They cannot be interpreted as summary statistics of the population of interest.</i> | | | |

| # wconf39: 這項事情有無發生並造成你的困擾:先生對子女不聞不問(無子女者圈0)。 | | | |
|---|--|-------|------------------------------|
| Information | [Type= discrete] [Format=numeric] [Range= 0-9] [Missing=*] | | |
| Statistics [NW/ W] | [Valid=342 /-] [Invalid=0 /-] | | |
| Value | Label | Cases | Percentage |
| 0 | 沒有發生過、不適用 | 178 | <div><div></div></div> 52.0% |
| 1 | 沒有造成困擾 | 149 | <div><div></div></div> 43.6% |
| 2 | 造成一些困擾 | 12 | <div><div></div></div> 3.5% |
| 3 | 造成相當困擾 | 3 | <div><div></div></div> 0.9% |
| 4 | 造成很大困擾 | 0 | |
| 9 | 未填答 | 0 | |
| Warning: these figures indicate the number of cases found in the data file. They cannot be interpreted as summary statistics of the population of interest. | | | |
| # wconf40: 這項事情有無發生並造成你的困擾:小孩從父姓或母姓(無子女者圈0)。 | | | |
| Information | [Type= discrete] [Format=numeric] [Range= 0-9] [Missing=*] | | |
| Statistics [NW/ W] | [Valid=342 /-] [Invalid=0 /-] | | |
| Value | Label | Cases | Percentage |
| 0 | 沒有發生過、不適用 | 163 | <div><div></div></div> 47.7% |
| 1 | 沒有造成困擾 | 174 | <div><div></div></div> 50.9% |
| 2 | 造成一些困擾 | 4 | <div><div></div></div> 1.2% |
| 3 | 造成相當困擾 | 1 | <div><div></div></div> 0.3% |
| 4 | 造成很大困擾 | 0 | |
| 9 | 未填答 | 0 | |
| Warning: these figures indicate the number of cases found in the data file. They cannot be interpreted as summary statistics of the population of interest. | | | |
| # wconf41: 這項事情有無發生並造成你的困擾:子女上那間學校、那間才藝班(無子女者圈0)。 | | | |
| Information | [Type= discrete] [Format=numeric] [Range= 0-9] [Missing=*] | | |
| Statistics [NW/ W] | [Valid=342 /-] [Invalid=0 /-] | | |
| Value | Label | Cases | Percentage |
| 0 | 沒有發生過、不適用 | 133 | <div><div></div></div> 38.9% |
| 1 | 沒有造成困擾 | 194 | <div><div></div></div> 56.7% |
| 2 | 造成一些困擾 | 11 | <div><div></div></div> 3.2% |
| 3 | 造成相當困擾 | 2 | <div><div></div></div> 0.6% |
| 4 | 造成很大困擾 | 2 | <div><div></div></div> 0.6% |
| 9 | 未填答 | 0 | |
| Warning: these figures indicate the number of cases found in the data file. They cannot be interpreted as summary statistics of the population of interest. | | | |
| # wconf42: 這項事情有無發生並造成你的困擾:子女管教問題(無子女者圈0)。 | | | |
| Information | [Type= discrete] [Format=numeric] [Range= 0-9] [Missing=*] | | |
| Statistics [NW/ W] | [Valid=342 /-] [Invalid=0 /-] | | |
| Value | Label | Cases | Percentage |
| 0 | 沒有發生過、不適用 | 105 | <div><div></div></div> 30.7% |
| 1 | 沒有造成困擾 | 179 | <div><div></div></div> 52.3% |
| 2 | 造成一些困擾 | 52 | <div><div></div></div> 15.2% |
| 3 | 造成相當困擾 | 5 | <div><div></div></div> 1.5% |
| 4 | 造成很大困擾 | 1 | <div><div></div></div> 0.3% |
| 9 | 未填答 | 0 | |
| Warning: these figures indicate the number of cases found in the data file. They cannot be interpreted as summary statistics of the population of interest. | | | |

| # wconf43: 這項事情有無發生並造成你的困擾: 子女學業及升學問題(無子女者圈0)。 | | | |
|---|--|-------|------------------------------|
| Information | [Type= discrete] [Format=numeric] [Range= 0-9] [Missing=*] | | |
| Statistics [NW/ W] | [Valid=342 /-] [Invalid=0 /-] | | |
| Value | Label | Cases | Percentage |
| 0 | 沒有發生過、不適用 | 120 | <div><div></div></div> 35.1% |
| 1 | 沒有造成困擾 | 187 | <div><div></div></div> 54.7% |
| 2 | 造成一些困擾 | 30 | <div><div></div></div> 8.8% |
| 3 | 造成相當困擾 | 3 | <div><div></div></div> 0.9% |
| 4 | 造成很大困擾 | 2 | <div><div></div></div> 0.6% |
| 9 | 未填答 | 0 | |
| Warning: these figures indicate the number of cases found in the data file. They cannot be interpreted as summary statistics of the population of interest. | | | |
| # wstr1: 當婚姻需要協調時我會:好好地談,把話說出來 | | | |
| Information | [Type= discrete] [Format=numeric] [Range= 0-9] [Missing=*] | | |
| Statistics [NW/ W] | [Valid=342 /-] [Invalid=0 /-] | | |
| Value | Label | Cases | Percentage |
| 0 | 不適用 | 0 | |
| 1 | 從未如此 | 24 | <div><div></div></div> 7.0% |
| 2 | 偶爾如此 | 89 | <div><div></div></div> 26.0% |
| 3 | 有時如此 | 100 | <div><div></div></div> 29.2% |
| 4 | 經常如此 | 129 | <div><div></div></div> 37.7% |
| 9 | 未填答 | 0 | |
| Warning: these figures indicate the number of cases found in the data file. They cannot be interpreted as summary statistics of the population of interest. | | | |
| # wstr2: 當婚姻需要協調時我會:兩個人協調找出一可接受的共同點 | | | |
| Information | [Type= discrete] [Format=numeric] [Range= 0-9] [Missing=*] | | |
| Statistics [NW/ W] | [Valid=342 /-] [Invalid=0 /-] | | |
| Value | Label | Cases | Percentage |
| 0 | 不適用 | 0 | |
| 1 | 從未如此 | 25 | <div><div></div></div> 7.3% |
| 2 | 偶爾如此 | 86 | <div><div></div></div> 25.1% |
| 3 | 有時如此 | 120 | <div><div></div></div> 35.1% |
| 4 | 經常如此 | 110 | <div><div></div></div> 32.2% |
| 9 | 未填答 | 1 | <div><div></div></div> 0.3% |
| Warning: these figures indicate the number of cases found in the data file. They cannot be interpreted as summary statistics of the population of interest. | | | |
| # wstr3: 當婚姻需要協調時我會:先稱讚對方,然後才談問題 | | | |
| Information | [Type= discrete] [Format=numeric] [Range= 0-9] [Missing=*] | | |
| Statistics [NW/ W] | [Valid=342 /-] [Invalid=0 /-] | | |
| Value | Label | Cases | Percentage |
| 0 | 不適用 | 0 | |
| 1 | 從未如此 | 88 | <div><div></div></div> 25.7% |
| 2 | 偶爾如此 | 134 | <div><div></div></div> 39.2% |
| 3 | 有時如此 | 78 | <div><div></div></div> 22.8% |
| 4 | 經常如此 | 42 | <div><div></div></div> 12.3% |
| 9 | 未填答 | 0 | |
| Warning: these figures indicate the number of cases found in the data file. They cannot be interpreted as summary statistics of the population of interest. | | | |

| # wstr4: 當婚姻需要協調時我會: 尊重對方的意見, 不強求對方改變 | | | |
|---|--|-------|------------------------------|
| Information | [Type= discrete] [Format=numeric] [Range= 0-9] [Missing=*] | | |
| Statistics [NW/ W] | [Valid=342 /-] [Invalid=0 /-] | | |
| Value | Label | Cases | Percentage |
| 0 | 不適用 | 0 | |
| 1 | 從未如此 | 27 | <div><div></div></div> 7.9% |
| 2 | 偶爾如此 | 103 | <div><div></div></div> 30.1% |
| 3 | 有時如此 | 121 | <div><div></div></div> 35.4% |
| 4 | 經常如此 | 89 | <div><div></div></div> 26.0% |
| 9 | 未填答 | 2 | <div><div></div></div> 0.6% |
| Warning: these figures indicate the number of cases found in the data file. They cannot be interpreted as summary statistics of the population of interest. | | | |
| # wstr5: 當婚姻需要協調時我會: 直接溝通 | | | |
| Information | [Type= discrete] [Format=numeric] [Range= 0-9] [Missing=*] | | |
| Statistics [NW/ W] | [Valid=342 /-] [Invalid=0 /-] | | |
| Value | Label | Cases | Percentage |
| 0 | 不適用 | 0 | |
| 1 | 從未如此 | 16 | <div><div></div></div> 4.7% |
| 2 | 偶爾如此 | 80 | <div><div></div></div> 23.4% |
| 3 | 有時如此 | 105 | <div><div></div></div> 30.7% |
| 4 | 經常如此 | 141 | <div><div></div></div> 41.2% |
| 9 | 未填答 | 0 | |
| Warning: these figures indicate the number of cases found in the data file. They cannot be interpreted as summary statistics of the population of interest. | | | |
| # wstr6: 當婚姻需要協調時我會: 用寫信的方式傳達意見 | | | |
| Information | [Type= discrete] [Format=numeric] [Range= 0-9] [Missing=*] | | |
| Statistics [NW/ W] | [Valid=342 /-] [Invalid=0 /-] | | |
| Value | Label | Cases | Percentage |
| 0 | 不適用 | 0 | |
| 1 | 從未如此 | 206 | <div><div></div></div> 60.2% |
| 2 | 偶爾如此 | 84 | <div><div></div></div> 24.6% |
| 3 | 有時如此 | 39 | <div><div></div></div> 11.4% |
| 4 | 經常如此 | 13 | <div><div></div></div> 3.8% |
| 9 | 未填答 | 0 | |
| Warning: these figures indicate the number of cases found in the data file. They cannot be interpreted as summary statistics of the population of interest. | | | |
| # wstr7: 當婚姻需要協調時我會: 用暗示的, 不直接說清楚 | | | |
| Information | [Type= discrete] [Format=numeric] [Range= 0-9] [Missing=*] | | |
| Statistics [NW/ W] | [Valid=342 /-] [Invalid=0 /-] | | |
| Value | Label | Cases | Percentage |
| 0 | 不適用 | 0 | |
| 1 | 從未如此 | 125 | <div><div></div></div> 36.5% |
| 2 | 偶爾如此 | 157 | <div><div></div></div> 45.9% |
| 3 | 有時如此 | 48 | <div><div></div></div> 14.0% |
| 4 | 經常如此 | 11 | <div><div></div></div> 3.2% |
| 9 | 未填答 | 1 | <div><div></div></div> 0.3% |
| Warning: these figures indicate the number of cases found in the data file. They cannot be interpreted as summary statistics of the population of interest. | | | |

| # wstr8: 當婚姻需要協調時我會: 不說真相, 隱瞞對方 | | | |
|---|--|-------|------------------------------|
| Information | [Type= discrete] [Format=numeric] [Range= 0-9] [Missing=*] | | |
| Statistics [NW/ W] | [Valid=342 /-] [Invalid=0 /-] | | |
| Value | Label | Cases | Percentage |
| 0 | 不適用 | 0 | |
| 1 | 從未如此 | 193 | <div><div></div></div> 56.4% |
| 2 | 偶爾如此 | 117 | <div><div></div></div> 34.2% |
| 3 | 有時如此 | 27 | <div><div></div></div> 7.9% |
| 4 | 經常如此 | 5 | <div><div></div></div> 1.5% |
| 9 | 未填答 | 0 | |
| Warning: these figures indicate the number of cases found in the data file. They cannot be interpreted as summary statistics of the population of interest. | | | |
| # wstr9: 當婚姻需要協調時我會: 以沉默表達不滿 | | | |
| Information | [Type= discrete] [Format=numeric] [Range= 0-9] [Missing=*] | | |
| Statistics [NW/ W] | [Valid=342 /-] [Invalid=0 /-] | | |
| Value | Label | Cases | Percentage |
| 0 | 不適用 | 0 | |
| 1 | 從未如此 | 63 | <div><div></div></div> 18.4% |
| 2 | 偶爾如此 | 150 | <div><div></div></div> 43.9% |
| 3 | 有時如此 | 89 | <div><div></div></div> 26.0% |
| 4 | 經常如此 | 40 | <div><div></div></div> 11.7% |
| 9 | 未填答 | 0 | |
| Warning: these figures indicate the number of cases found in the data file. They cannot be interpreted as summary statistics of the population of interest. | | | |
| # wstr10: 當婚姻需要協調時我會: 冷戰 | | | |
| Information | [Type= discrete] [Format=numeric] [Range= 0-9] [Missing=*] | | |
| Statistics [NW/ W] | [Valid=342 /-] [Invalid=0 /-] | | |
| Value | Label | Cases | Percentage |
| 0 | 不適用 | 0 | |
| 1 | 從未如此 | 75 | <div><div></div></div> 21.9% |
| 2 | 偶爾如此 | 169 | <div><div></div></div> 49.4% |
| 3 | 有時如此 | 66 | <div><div></div></div> 19.3% |
| 4 | 經常如此 | 32 | <div><div></div></div> 9.4% |
| 9 | 未填答 | 0 | |
| Warning: these figures indicate the number of cases found in the data file. They cannot be interpreted as summary statistics of the population of interest. | | | |
| # wstr11: 當婚姻需要協調時我會: 不讓孩子知道(無子女者請圈0) | | | |
| Information | [Type= discrete] [Format=numeric] [Range= 0-9] [Missing=*] | | |
| Statistics [NW/ W] | [Valid=342 /-] [Invalid=0 /-] | | |
| Value | Label | Cases | Percentage |
| 0 | 不適用 | 46 | <div><div></div></div> 13.5% |
| 1 | 從未如此 | 87 | <div><div></div></div> 25.4% |
| 2 | 偶爾如此 | 109 | <div><div></div></div> 31.9% |
| 3 | 有時如此 | 46 | <div><div></div></div> 13.5% |
| 4 | 經常如此 | 54 | <div><div></div></div> 15.8% |
| 9 | 未填答 | 0 | |
| Warning: these figures indicate the number of cases found in the data file. They cannot be interpreted as summary statistics of the population of interest. | | | |

| # wstr12: 當婚姻需要協調時我會:說謊騙對方 | | | |
|---|--|-------|------------------------------|
| Information | [Type= discrete] [Format=numeric] [Range= 0-9] [Missing=*] | | |
| Statistics [NW/ W] | [Valid=342 /-] [Invalid=0 /-] | | |
| Value | Label | Cases | Percentage |
| 0 | 不適用 | 0 | |
| 1 | 從未如此 | 208 | <div><div></div></div> 60.8% |
| 2 | 偶爾如此 | 112 | <div><div></div></div> 32.7% |
| 3 | 有時如此 | 22 | <div><div></div></div> 6.4% |
| 4 | 經常如此 | 0 | |
| 9 | 未填答 | 0 | |
| Warning: these figures indicate the number of cases found in the data file. They cannot be interpreted as summary statistics of the population of interest. | | | |
| # wstr13: 當婚姻需要協調時我會:避免爭吵以免破壞感情 | | | |
| Information | [Type= discrete] [Format=numeric] [Range= 0-9] [Missing=*] | | |
| Statistics [NW/ W] | [Valid=342 /-] [Invalid=0 /-] | | |
| Value | Label | Cases | Percentage |
| 0 | 不適用 | 0 | |
| 1 | 從未如此 | 60 | <div><div></div></div> 17.5% |
| 2 | 偶爾如此 | 145 | <div><div></div></div> 42.4% |
| 3 | 有時如此 | 77 | <div><div></div></div> 22.5% |
| 4 | 經常如此 | 59 | <div><div></div></div> 17.3% |
| 9 | 未填答 | 1 | <div><div></div></div> 0.3% |
| Warning: these figures indicate the number of cases found in the data file. They cannot be interpreted as summary statistics of the population of interest. | | | |
| # wstr14: 當婚姻需要協調時我會:彼此忍耐退讓 | | | |
| Information | [Type= discrete] [Format=numeric] [Range= 0-9] [Missing=*] | | |
| Statistics [NW/ W] | [Valid=342 /-] [Invalid=0 /-] | | |
| Value | Label | Cases | Percentage |
| 0 | 不適用 | 0 | |
| 1 | 從未如此 | 45 | <div><div></div></div> 13.2% |
| 2 | 偶爾如此 | 131 | <div><div></div></div> 38.3% |
| 3 | 有時如此 | 106 | <div><div></div></div> 31.0% |
| 4 | 經常如此 | 59 | <div><div></div></div> 17.3% |
| 9 | 未填答 | 1 | <div><div></div></div> 0.3% |
| Warning: these figures indicate the number of cases found in the data file. They cannot be interpreted as summary statistics of the population of interest. | | | |
| # wstr15: 當婚姻需要協調時我會:避免去處理問題,以免傷了和氣 | | | |
| Information | [Type= discrete] [Format=numeric] [Range= 0-9] [Missing=*] | | |
| Statistics [NW/ W] | [Valid=342 /-] [Invalid=0 /-] | | |
| Value | Label | Cases | Percentage |
| 0 | 不適用 | 0 | |
| 1 | 從未如此 | 111 | <div><div></div></div> 32.5% |
| 2 | 偶爾如此 | 150 | <div><div></div></div> 43.9% |
| 3 | 有時如此 | 58 | <div><div></div></div> 17.0% |
| 4 | 經常如此 | 21 | <div><div></div></div> 6.1% |
| 9 | 未填答 | 2 | <div><div></div></div> 0.6% |
| Warning: these figures indicate the number of cases found in the data file. They cannot be interpreted as summary statistics of the population of interest. | | | |

| # wstr16: 當婚姻需要協調時我會:無可奈何地認命 | | | |
|---|--|-------|------------------------------|
| Information | [Type= discrete] [Format=numeric] [Range= 0-9] [Missing=*] | | |
| Statistics [NW/ W] | [Valid=342 /-] [Invalid=0 /-] | | |
| Value | Label | Cases | Percentage |
| 0 | 不適用 | 0 | |
| 1 | 從未如此 | 130 | <div><div></div></div> 38.0% |
| 2 | 偶爾如此 | 119 | <div><div></div></div> 34.8% |
| 3 | 有時如此 | 60 | <div><div></div></div> 17.5% |
| 4 | 經常如此 | 32 | <div><div></div></div> 9.4% |
| 9 | 未填答 | 1 | <div><div></div></div> 0.3% |
| Warning: these figures indicate the number of cases found in the data file. They cannot be interpreted as summary statistics of the population of interest. | | | |
| # wstr17: 當婚姻需要協調時我會:爭取孩子的支持(無子女者請圈0) | | | |
| Information | [Type= discrete] [Format=numeric] [Range= 0-9] [Missing=*] | | |
| Statistics [NW/ W] | [Valid=342 /-] [Invalid=0 /-] | | |
| Value | Label | Cases | Percentage |
| 0 | 不適用 | 46 | <div><div></div></div> 13.5% |
| 1 | 從未如此 | 133 | <div><div></div></div> 38.9% |
| 2 | 偶爾如此 | 110 | <div><div></div></div> 32.2% |
| 3 | 有時如此 | 36 | <div><div></div></div> 10.5% |
| 4 | 經常如此 | 15 | <div><div></div></div> 4.4% |
| 9 | 未填答 | 2 | <div><div></div></div> 0.6% |
| Warning: these figures indicate the number of cases found in the data file. They cannot be interpreted as summary statistics of the population of interest. | | | |
| # wstr18: 當婚姻需要協調時我會:尋求精神寄託或宗教信仰的支持 | | | |
| Information | [Type= discrete] [Format=numeric] [Range= 0-9] [Missing=*] | | |
| Statistics [NW/ W] | [Valid=342 /-] [Invalid=0 /-] | | |
| Value | Label | Cases | Percentage |
| 0 | 不適用 | 0 | |
| 1 | 從未如此 | 156 | <div><div></div></div> 45.6% |
| 2 | 偶爾如此 | 100 | <div><div></div></div> 29.2% |
| 3 | 有時如此 | 54 | <div><div></div></div> 15.8% |
| 4 | 經常如此 | 31 | <div><div></div></div> 9.1% |
| 9 | 未填答 | 1 | <div><div></div></div> 0.3% |
| Warning: these figures indicate the number of cases found in the data file. They cannot be interpreted as summary statistics of the population of interest. | | | |
| # wstr19: 當婚姻需要協調時我會:責備對方的疏失、不是 | | | |
| Information | [Type= discrete] [Format=numeric] [Range= 0-9] [Missing=*] | | |
| Statistics [NW/ W] | [Valid=342 /-] [Invalid=0 /-] | | |
| Value | Label | Cases | Percentage |
| 0 | 不適用 | 0 | |
| 1 | 從未如此 | 97 | <div><div></div></div> 28.4% |
| 2 | 偶爾如此 | 166 | <div><div></div></div> 48.5% |
| 3 | 有時如此 | 67 | <div><div></div></div> 19.6% |
| 4 | 經常如此 | 11 | <div><div></div></div> 3.2% |
| 9 | 未填答 | 1 | <div><div></div></div> 0.3% |
| Warning: these figures indicate the number of cases found in the data file. They cannot be interpreted as summary statistics of the population of interest. | | | |

| # wstr20: 當婚姻需要協調時我會:吵架 | | | |
|---|-------|--|-------------------|
| Information | | [Type= discrete] [Format=numeric] [Range= 0-9] [Missing=*] | |
| Statistics [NW/ W] | | [Valid=342 /-] [Invalid=0 /-] | |
| Value | Label | Cases | Percentage |
| 0 | 不適用 | 0 | |
| 1 | 從未如此 | 88 | <div></div> 25.7% |
| 2 | 偶爾如此 | 170 | <div></div> 49.7% |
| 3 | 有時如此 | 67 | <div></div> 19.6% |
| 4 | 經常如此 | 17 | <div></div> 5.0% |
| 9 | 未填答 | 0 | |
| Warning: these figures indicate the number of cases found in the data file. They cannot be interpreted as summary statistics of the population of interest. | | | |
| # wstr21: 當婚姻需要協調時我會:打架 | | | |
| Information | | [Type= discrete] [Format=numeric] [Range= 0-9] [Missing=*] | |
| Statistics [NW/ W] | | [Valid=342 /-] [Invalid=0 /-] | |
| Value | Label | Cases | Percentage |
| 0 | 不適用 | 0 | |
| 1 | 從未如此 | 320 | <div></div> 93.6% |
| 2 | 偶爾如此 | 20 | <div></div> 5.8% |
| 3 | 有時如此 | 2 | <div></div> 0.6% |
| 4 | 經常如此 | 0 | |
| 9 | 未填答 | 0 | |
| Warning: these figures indicate the number of cases found in the data file. They cannot be interpreted as summary statistics of the population of interest. | | | |

| # wstr22: 當婚姻需要協調時我會:哭鬧或生氣表示不滿、委屈 | | | |
|---|--|-------|------------------------------|
| Information | [Type= discrete] [Format=numeric] [Range= 0-9] [Missing=*] | | |
| Statistics [NW/ W] | [Valid=342 /-] [Invalid=0 /-] | | |
| Value | Label | Cases | Percentage |
| 0 | 不適用 | 0 | |
| 1 | 從未如此 | 137 | <div><div></div></div> 40.1% |
| 2 | 偶爾如此 | 148 | <div><div></div></div> 43.3% |
| 3 | 有時如此 | 40 | <div><div></div></div> 11.7% |
| 4 | 經常如此 | 17 | <div><div></div></div> 5.0% |
| 9 | 未填答 | 0 | |
| Warning: these figures indicate the number of cases found in the data file. They cannot be interpreted as summary statistics of the population of interest. | | | |
| # wstr23: 當婚姻需要協調時我會:跟孩子訴苦(無子女者請圈0) | | | |
| Information | [Type= discrete] [Format=numeric] [Range= 0-9] [Missing=*] | | |
| Statistics [NW/ W] | [Valid=342 /-] [Invalid=0 /-] | | |
| Value | Label | Cases | Percentage |
| 0 | 不適用 | 46 | <div><div></div></div> 13.5% |
| 1 | 從未如此 | 149 | <div><div></div></div> 43.6% |
| 2 | 偶爾如此 | 110 | <div><div></div></div> 32.2% |
| 3 | 有時如此 | 25 | <div><div></div></div> 7.3% |
| 4 | 經常如此 | 12 | <div><div></div></div> 3.5% |
| 9 | 未填答 | 0 | |
| Warning: these figures indicate the number of cases found in the data file. They cannot be interpreted as summary statistics of the population of interest. | | | |
| # wstr24: 當婚姻需要協調時我會:用傷害自己的方式表達不滿 | | | |
| Information | [Type= discrete] [Format=numeric] [Range= 0-9] [Missing=*] | | |
| Statistics [NW/ W] | [Valid=342 /-] [Invalid=0 /-] | | |
| Value | Label | Cases | Percentage |
| 0 | 不適用 | 0 | |
| 1 | 從未如此 | 306 | <div><div></div></div> 89.5% |
| 2 | 偶爾如此 | 26 | <div><div></div></div> 7.6% |
| 3 | 有時如此 | 8 | <div><div></div></div> 2.3% |
| 4 | 經常如此 | 2 | <div><div></div></div> 0.6% |
| 9 | 未填答 | 0 | |
| Warning: these figures indicate the number of cases found in the data file. They cannot be interpreted as summary statistics of the population of interest. | | | |
| # wstr25: 當婚姻需要協調時我會:以肢體動作(如敲桌子、摔東西)表達不滿 | | | |
| Information | [Type= discrete] [Format=numeric] [Range= 0-9] [Missing=*] | | |
| Statistics [NW/ W] | [Valid=342 /-] [Invalid=0 /-] | | |
| Value | Label | Cases | Percentage |
| 0 | 不適用 | 0 | |
| 1 | 從未如此 | 233 | <div><div></div></div> 68.1% |
| 2 | 偶爾如此 | 91 | <div><div></div></div> 26.6% |
| 3 | 有時如此 | 16 | <div><div></div></div> 4.7% |
| 4 | 經常如此 | 2 | <div><div></div></div> 0.6% |
| 9 | 未填答 | 0 | |
| Warning: these figures indicate the number of cases found in the data file. They cannot be interpreted as summary statistics of the population of interest. | | | |

| # wstr26: 當婚姻需要協調時我會:抱怨、嘮叨或碎碎念 | | | |
|---|--|-------|------------------------------|
| Information | [Type= discrete] [Format=numeric] [Range= 0-9] [Missing=*] | | |
| Statistics [NW/ W] | [Valid=342 /-] [Invalid=0 /-] | | |
| Value | Label | Cases | Percentage |
| 0 | 不適用 | 0 | |
| 1 | 從未如此 | 57 | <div><div></div></div> 16.7% |
| 2 | 偶爾如此 | 179 | <div><div></div></div> 52.3% |
| 3 | 有時如此 | 81 | <div><div></div></div> 23.7% |
| 4 | 經常如此 | 24 | <div><div></div></div> 7.0% |
| 9 | 未填答 | 1 | <div><div></div></div> 0.3% |
| Warning: these figures indicate the number of cases found in the data file. They cannot be interpreted as summary statistics of the population of interest. | | | |
| # wstr27: 當婚姻需要協調時我會:向別人訴苦 | | | |
| Information | [Type= discrete] [Format=numeric] [Range= 0-9] [Missing=*] | | |
| Statistics [NW/ W] | [Valid=342 /-] [Invalid=0 /-] | | |
| Value | Label | Cases | Percentage |
| 0 | 不適用 | 0 | |
| 1 | 從未如此 | 72 | <div><div></div></div> 21.1% |
| 2 | 偶爾如此 | 175 | <div><div></div></div> 51.2% |
| 3 | 有時如此 | 70 | <div><div></div></div> 20.5% |
| 4 | 經常如此 | 25 | <div><div></div></div> 7.3% |
| 9 | 未填答 | 0 | |
| Warning: these figures indicate the number of cases found in the data file. They cannot be interpreted as summary statistics of the population of interest. | | | |
| # wstr28: 當婚姻需要協調時我會:叫孩子居中傳達(無子女者請圈0) | | | |
| Information | [Type= discrete] [Format=numeric] [Range= 0-9] [Missing=*] | | |
| Statistics [NW/ W] | [Valid=342 /-] [Invalid=0 /-] | | |
| Value | Label | Cases | Percentage |
| 0 | 不適用 | 46 | <div><div></div></div> 13.5% |
| 1 | 從未如此 | 158 | <div><div></div></div> 46.2% |
| 2 | 偶爾如此 | 112 | <div><div></div></div> 32.7% |
| 3 | 有時如此 | 20 | <div><div></div></div> 5.8% |
| 4 | 經常如此 | 6 | <div><div></div></div> 1.8% |
| 9 | 未填答 | 0 | |
| Warning: these figures indicate the number of cases found in the data file. They cannot be interpreted as summary statistics of the population of interest. | | | |
| # wstr29: 當婚姻需要協調時我會:請妻家親戚出面協調 | | | |
| Information | [Type= discrete] [Format=numeric] [Range= 0-9] [Missing=*] | | |
| Statistics [NW/ W] | [Valid=342 /-] [Invalid=0 /-] | | |
| Value | Label | Cases | Percentage |
| 0 | 不適用 | 0 | |
| 1 | 從未如此 | 310 | <div><div></div></div> 90.6% |
| 2 | 偶爾如此 | 28 | <div><div></div></div> 8.2% |
| 3 | 有時如此 | 3 | <div><div></div></div> 0.9% |
| 4 | 經常如此 | 1 | <div><div></div></div> 0.3% |
| 9 | 未填答 | 0 | |
| Warning: these figures indicate the number of cases found in the data file. They cannot be interpreted as summary statistics of the population of interest. | | | |

| # wstr30: 當婚姻需要協調時我會:請夫家親戚出面協調 | | | |
|---|--|-------|-------------------|
| Information | [Type= discrete] [Format=numeric] [Range= 0-9] [Missing=*] | | |
| Statistics [NW/ W] | [Valid=342 /-] [Invalid=0 /-] | | |
| Value | Label | Cases | Percentage |
| 0 | 不適用 | 0 | |
| 1 | 從未如此 | 305 | <div></div> 89.2% |
| 2 | 偶爾如此 | 29 | <div></div> 8.5% |
| 3 | 有時如此 | 8 | <div></div> 2.3% |
| 4 | 經常如此 | 0 | |
| 9 | 未填答 | 0 | |
| Warning: these figures indicate the number of cases found in the data file. They cannot be interpreted as summary statistics of the population of interest. | | | |
| # wstr31: 當婚姻需要協調時我會:拿孩子來緩和氣氛(無子女者請圈0) | | | |
| Information | [Type= discrete] [Format=numeric] [Range= 0-9] [Missing=*] | | |
| Statistics [NW/ W] | [Valid=342 /-] [Invalid=0 /-] | | |
| Value | Label | Cases | Percentage |
| 0 | 不適用 | 46 | <div></div> 13.5% |
| 1 | 從未如此 | 129 | <div></div> 37.7% |
| 2 | 偶爾如此 | 135 | <div></div> 39.5% |
| 3 | 有時如此 | 26 | <div></div> 7.6% |
| 4 | 經常如此 | 6 | <div></div> 1.8% |
| 9 | 未填答 | 0 | |
| Warning: these figures indicate the number of cases found in the data file. They cannot be interpreted as summary statistics of the population of interest. | | | |
| # wstr32: 當婚姻需要協調時我會:生悶氣 | | | |
| Information | [Type= discrete] [Format=numeric] [Range= 0-9] [Missing=*] | | |
| Statistics [NW/ W] | [Valid=342 /-] [Invalid=0 /-] | | |
| Value | Label | Cases | Percentage |
| 0 | 不適用 | 0 | |
| 1 | 從未如此 | 57 | <div></div> 16.7% |
| 2 | 偶爾如此 | 158 | <div></div> 46.2% |
| 3 | 有時如此 | 81 | <div></div> 23.7% |
| 4 | 經常如此 | 46 | <div></div> 13.5% |
| 9 | 未填答 | 0 | |
| Warning: these figures indicate the number of cases found in the data file. They cannot be interpreted as summary statistics of the population of interest. | | | |
| # wstr33: 當婚姻需要協調時我會:請朋友或同事幫忙協調 | | | |
| Information | [Type= discrete] [Format=numeric] [Range= 0-9] [Missing=*] | | |
| Statistics [NW/ W] | [Valid=342 /-] [Invalid=0 /-] | | |
| Value | Label | Cases | Percentage |
| 0 | 不適用 | 0 | |
| 1 | 從未如此 | 281 | <div></div> 82.2% |
| 2 | 偶爾如此 | 48 | <div></div> 14.0% |
| 3 | 有時如此 | 11 | <div></div> 3.2% |
| 4 | 經常如此 | 2 | <div></div> 0.6% |
| 9 | 未填答 | 0 | |
| Warning: these figures indicate the number of cases found in the data file. They cannot be interpreted as summary statistics of the population of interest. | | | |

| # wstr34: 當婚姻需要協調時我會:找婚姻諮詢專家諮詢 | | | |
|---|--|-------|------------------------------|
| Information | [Type= discrete] [Format=numeric] [Range= 0-9] [Missing=*] | | |
| Statistics [NW/ W] | [Valid=341 /-] [Invalid=1 /-] | | |
| Value | Label | Cases | Percentage |
| 0 | 不適用 | 0 | |
| 1 | 從未如此 | 328 | <div><div></div></div> 96.2% |
| 2 | 偶爾如此 | 11 | <div><div></div></div> 3.2% |
| 3 | 有時如此 | 1 | <div><div></div></div> 0.3% |
| 4 | 經常如此 | 1 | <div><div></div></div> 0.3% |
| 9 | 未填答 | 0 | |
| Sysmiss | | 1 | |
| Warning: these figures indicate the number of cases found in the data file. They cannot be interpreted as summary statistics of the population of interest. | | | |
| # wstr35: 當婚姻需要協調時我會:舉別人先生為例,要對方效法 | | | |
| Information | [Type= discrete] [Format=numeric] [Range= 0-9] [Missing=*] | | |
| Statistics [NW/ W] | [Valid=341 /-] [Invalid=1 /-] | | |
| Value | Label | Cases | Percentage |
| 0 | 不適用 | 0 | |
| 1 | 從未如此 | 200 | <div><div></div></div> 58.7% |
| 2 | 偶爾如此 | 110 | <div><div></div></div> 32.3% |
| 3 | 有時如此 | 21 | <div><div></div></div> 6.2% |
| 4 | 經常如此 | 10 | <div><div></div></div> 2.9% |
| 9 | 未填答 | 0 | |
| Sysmiss | | 1 | |
| Warning: these figures indicate the number of cases found in the data file. They cannot be interpreted as summary statistics of the population of interest. | | | |
| # wstr36: 當婚姻需要協調時我會:不吃東西來表達委屈 | | | |
| Information | [Type= discrete] [Format=numeric] [Range= 0-9] [Missing=*] | | |
| Statistics [NW/ W] | [Valid=341 /-] [Invalid=1 /-] | | |
| Value | Label | Cases | Percentage |
| 0 | 不適用 | 0 | |
| 1 | 從未如此 | 256 | <div><div></div></div> 75.1% |
| 2 | 偶爾如此 | 71 | <div><div></div></div> 20.8% |
| 3 | 有時如此 | 11 | <div><div></div></div> 3.2% |
| 4 | 經常如此 | 3 | <div><div></div></div> 0.9% |
| 9 | 未填答 | 0 | |
| Sysmiss | | 1 | |
| Warning: these figures indicate the number of cases found in the data file. They cannot be interpreted as summary statistics of the population of interest. | | | |
| # wstr37: 當婚姻需要協調時我會:運用書籍或報章雜誌上的資源來幫忙解決婚姻上的困難 | | | |
| Information | [Type= discrete] [Format=numeric] [Range= 0-9] [Missing=*] | | |
| Statistics [NW/ W] | [Valid=341 /-] [Invalid=1 /-] | | |
| Value | Label | Cases | Percentage |
| 0 | 不適用 | 0 | |
| 1 | 從未如此 | 218 | <div><div></div></div> 63.9% |
| 2 | 偶爾如此 | 104 | <div><div></div></div> 30.5% |
| 3 | 有時如此 | 17 | <div><div></div></div> 5.0% |

| # wstr37: 當婚姻需要協調時我會:運用書籍或報章雜誌上的資源來幫忙解決婚姻上的困難 | | | |
|---|--|-------|------------|
| Value | Label | Cases | Percentage |
| 4 | 經常如此 | 1 | 0.3% |
| 9 | 未填答 | 1 | 0.3% |
| Sysmiss | | 1 | |
| Warning: these figures indicate the number of cases found in the data file. They cannot be interpreted as summary statistics of the population of interest. | | | |
| # wstr38: 當婚姻需要協調時我會:撒嬌來化解問題 | | | |
| Information | [Type= discrete] [Format=numeric] [Range= 0-9] [Missing=*] | | |
| Statistics [NW/ W] | [Valid=341 /-] [Invalid=1 /-] | | |
| Value | Label | Cases | Percentage |
| 0 | 不適用 | 0 | |
| 1 | 從未如此 | 127 | 37.2% |
| 2 | 偶爾如此 | 138 | 40.5% |
| 3 | 有時如此 | 60 | 17.6% |
| 4 | 經常如此 | 16 | 4.7% |
| 9 | 未填答 | 0 | |
| Sysmiss | | 1 | |
| Warning: these figures indicate the number of cases found in the data file. They cannot be interpreted as summary statistics of the population of interest. | | | |
| # wstr39: 當婚姻需要協調時我會:送花或小禮物來化解 | | | |
| Information | [Type= discrete] [Format=numeric] [Range= 0-9] [Missing=*] | | |
| Statistics [NW/ W] | [Valid=341 /-] [Invalid=1 /-] | | |
| Value | Label | Cases | Percentage |
| 0 | 不適用 | 0 | |
| 1 | 從未如此 | 233 | 68.3% |
| 2 | 偶爾如此 | 75 | 22.0% |
| 3 | 有時如此 | 27 | 7.9% |
| 4 | 經常如此 | 6 | 1.8% |
| 9 | 未填答 | 0 | |
| Sysmiss | | 1 | |
| Warning: these figures indicate the number of cases found in the data file. They cannot be interpreted as summary statistics of the population of interest. | | | |
| # wstr40: 當婚姻需要協調時我會:用牽手或擁抱等方法來化解 | | | |
| Information | [Type= discrete] [Format=numeric] [Range= 0-9] [Missing=*] | | |
| Statistics [NW/ W] | [Valid=341 /-] [Invalid=1 /-] | | |
| Value | Label | Cases | Percentage |
| 0 | 不適用 | 0 | |
| 1 | 從未如此 | 111 | 32.6% |
| 2 | 偶爾如此 | 132 | 38.7% |
| 3 | 有時如此 | 69 | 20.2% |
| 4 | 經常如此 | 28 | 8.2% |
| 9 | 未填答 | 1 | 0.3% |
| Sysmiss | | 1 | |
| Warning: these figures indicate the number of cases found in the data file. They cannot be interpreted as summary statistics of the population of interest. | | | |
| # wstr41: 當婚姻需要協調時我會:折磨自己、對自己不好 | | | |
| Information | [Type= discrete] [Format=numeric] [Range= 0-9] [Missing=*] | | |
| Statistics [NW/ W] | [Valid=341 /-] [Invalid=1 /-] | | |

| # wstr41: 當婚姻需要協調時我會:折磨自己、對自己不好 | | | |
|---|--|-------|------------------------------|
| Value | Label | Cases | Percentage |
| 0 | 不適用 | 0 | |
| 1 | 從未如此 | 274 | <div><div></div></div> 80.4% |
| 2 | 偶爾如此 | 54 | <div><div></div></div> 15.8% |
| 3 | 有時如此 | 11 | <div><div></div></div> 3.2% |
| 4 | 經常如此 | 2 | <div><div></div></div> 0.6% |
| 9 | 未填答 | 0 | |
| Sysmiss | | 1 | |
| Warning: these figures indicate the number of cases found in the data file. They cannot be interpreted as summary statistics of the population of interest. | | | |
| # wstr42: 當婚姻需要協調時我會:接納先生的缺點 | | | |
| Information | [Type= discrete] [Format=numeric] [Range= 0-9] [Missing=*] | | |
| Statistics [NW/ W] | [Valid=341 -/] [Invalid=1 -/] | | |
| Value | Label | Cases | Percentage |
| 0 | 不適用 | 0 | |
| 1 | 從未如此 | 33 | <div><div></div></div> 9.7% |
| 2 | 偶爾如此 | 141 | <div><div></div></div> 41.3% |
| 3 | 有時如此 | 115 | <div><div></div></div> 33.7% |
| 4 | 經常如此 | 52 | <div><div></div></div> 15.2% |
| 9 | 未填答 | 0 | |
| Sysmiss | | 1 | |
| Warning: these figures indicate the number of cases found in the data file. They cannot be interpreted as summary statistics of the population of interest. | | | |
| # wstr43: 當婚姻需要協調時我會:體諒先生的難處 | | | |
| Information | [Type= discrete] [Format=numeric] [Range= 0-9] [Missing=*] | | |
| Statistics [NW/ W] | [Valid=341 -/] [Invalid=1 -/] | | |
| Value | Label | Cases | Percentage |
| 0 | 不適用 | 0 | |
| 1 | 從未如此 | 23 | <div><div></div></div> 6.7% |
| 2 | 偶爾如此 | 116 | <div><div></div></div> 34.0% |
| 3 | 有時如此 | 138 | <div><div></div></div> 40.5% |
| 4 | 經常如此 | 64 | <div><div></div></div> 18.8% |
| 9 | 未填答 | 0 | |
| Sysmiss | | 1 | |
| Warning: these figures indicate the number of cases found in the data file. They cannot be interpreted as summary statistics of the population of interest. | | | |
| # wrec1: 先生實際給你多少幫助:理解我、肯定我的行為或想法 | | | |
| Information | [Type= discrete] [Format=numeric] [Range= 0-9] [Missing=*] | | |
| Statistics [NW/ W] | [Valid=342 -/] [Invalid=0 -/] | | |
| Value | Label | Cases | Percentage |
| 0 | 不適用 | 0 | |
| 1 | 完全沒提供 | 19 | <div><div></div></div> 5.6% |
| 2 | 提供了一些 | 150 | <div><div></div></div> 43.9% |
| 3 | 提供了還算多 | 109 | <div><div></div></div> 31.9% |
| 4 | 提供了很多 | 64 | <div><div></div></div> 18.7% |
| 9 | 未填答 | 0 | |
| Warning: these figures indicate the number of cases found in the data file. They cannot be interpreted as summary statistics of the population of interest. | | | |

| # wrec2: 先生實際給你多少幫助:當我忍耐不住、想說出心裡的話時,肯在身旁傾聽 | | | |
|---|--|-------|------------------------------|
| Information | [Type= discrete] [Format=numeric] [Range= 0-9] [Missing=*] | | |
| Statistics [NW/ W] | [Valid=342 /-] [Invalid=0 /-] | | |
| Value | Label | Cases | Percentage |
| 0 | 不適用 | 0 | |
| 1 | 完全沒提供 | 19 | <div><div></div></div> 5.6% |
| 2 | 提供了一些 | 131 | <div><div></div></div> 38.3% |
| 3 | 提供了還算多 | 114 | <div><div></div></div> 33.3% |
| 4 | 提供了很多 | 78 | <div><div></div></div> 22.8% |
| 9 | 未填答 | 0 | |
| Warning: these figures indicate the number of cases found in the data file. They cannot be interpreted as summary statistics of the population of interest. | | | |
| # wrec3: 先生實際給你多少幫助:當我心情不好時,和我說說話、鼓勵鼓勵我 | | | |
| Information | [Type= discrete] [Format=numeric] [Range= 0-9] [Missing=*] | | |
| Statistics [NW/ W] | [Valid=342 /-] [Invalid=0 /-] | | |
| Value | Label | Cases | Percentage |
| 0 | 不適用 | 0 | |
| 1 | 完全沒提供 | 27 | <div><div></div></div> 7.9% |
| 2 | 提供了一些 | 136 | <div><div></div></div> 39.8% |
| 3 | 提供了還算多 | 106 | <div><div></div></div> 31.0% |
| 4 | 提供了很多 | 73 | <div><div></div></div> 21.3% |
| 9 | 未填答 | 0 | |
| Warning: these figures indicate the number of cases found in the data file. They cannot be interpreted as summary statistics of the population of interest. | | | |
| # wrec4: 先生實際給你多少幫助:當我緊急需要一筆錢時,替我出或幫我想辦法 | | | |
| Information | [Type= discrete] [Format=numeric] [Range= 0-9] [Missing=*] | | |
| Statistics [NW/ W] | [Valid=342 /-] [Invalid=0 /-] | | |
| Value | Label | Cases | Percentage |
| 0 | 不適用 | 2 | <div><div></div></div> 0.6% |
| 1 | 完全沒提供 | 35 | <div><div></div></div> 10.2% |
| 2 | 提供了一些 | 111 | <div><div></div></div> 32.5% |
| 3 | 提供了還算多 | 113 | <div><div></div></div> 33.0% |
| 4 | 提供了很多 | 79 | <div><div></div></div> 23.1% |
| 9 | 未填答 | 2 | <div><div></div></div> 0.6% |
| Warning: these figures indicate the number of cases found in the data file. They cannot be interpreted as summary statistics of the population of interest. | | | |
| # wrec5: 先生實際給你多少幫助:只要有必要,不論是多重要、多貴的東西都會支援我 | | | |
| Information | [Type= discrete] [Format=numeric] [Range= 0-9] [Missing=*] | | |
| Statistics [NW/ W] | [Valid=342 /-] [Invalid=0 /-] | | |
| Value | Label | Cases | Percentage |
| 0 | 不適用 | 0 | |
| 1 | 完全沒提供 | 30 | <div><div></div></div> 8.8% |
| 2 | 提供了一些 | 121 | <div><div></div></div> 35.4% |
| 3 | 提供了還算多 | 94 | <div><div></div></div> 27.5% |
| 4 | 提供了很多 | 96 | <div><div></div></div> 28.1% |
| 9 | 未填答 | 1 | <div><div></div></div> 0.3% |
| Warning: these figures indicate the number of cases found in the data file. They cannot be interpreted as summary statistics of the population of interest. | | | |

| # wrec6: 先生實際給你多少幫助:協助我處理家裡日常事物、照料家人的日常生活 | | | |
|---|--|-------|------------------------------|
| Information | [Type= discrete] [Format=numeric] [Range= 0-9] [Missing=*] | | |
| Statistics [NW/ W] | [Valid=342 /-] [Invalid=0 /-] | | |
| Value | Label | Cases | Percentage |
| 0 | 不適用 | 0 | |
| 1 | 完全沒提供 | 17 | <div><div></div></div> 5.0% |
| 2 | 提供了一些 | 112 | <div><div></div></div> 32.7% |
| 3 | 提供了還算多 | 107 | <div><div></div></div> 31.3% |
| 4 | 提供了很多 | 105 | <div><div></div></div> 30.7% |
| 9 | 未填答 | 1 | <div><div></div></div> 0.3% |
| Warning: these figures indicate the number of cases found in the data file. They cannot be interpreted as summary statistics of the population of interest. | | | |
| # wrec7: 先生實際給你多少幫助:當我身體不適時,幫忙照料家裡 | | | |
| Information | [Type= discrete] [Format=numeric] [Range= 0-9] [Missing=*] | | |
| Statistics [NW/ W] | [Valid=342 /-] [Invalid=0 /-] | | |
| Value | Label | Cases | Percentage |
| 0 | 不適用 | 0 | |
| 1 | 完全沒提供 | 11 | <div><div></div></div> 3.2% |
| 2 | 提供了一些 | 91 | <div><div></div></div> 26.6% |
| 3 | 提供了還算多 | 117 | <div><div></div></div> 34.2% |
| 4 | 提供了很多 | 123 | <div><div></div></div> 36.0% |
| 9 | 未填答 | 0 | |
| Warning: these figures indicate the number of cases found in the data file. They cannot be interpreted as summary statistics of the population of interest. | | | |
| # wrec8: 先生實際給你多少幫助:當我遇到問題時,提供解決問題的經驗,給我參考 | | | |
| Information | [Type= discrete] [Format=numeric] [Range= 0-9] [Missing=*] | | |
| Statistics [NW/ W] | [Valid=342 /-] [Invalid=0 /-] | | |
| Value | Label | Cases | Percentage |
| 0 | 不適用 | 0 | |
| 1 | 完全沒提供 | 14 | <div><div></div></div> 4.1% |
| 2 | 提供了一些 | 111 | <div><div></div></div> 32.5% |
| 3 | 提供了還算多 | 115 | <div><div></div></div> 33.6% |
| 4 | 提供了很多 | 101 | <div><div></div></div> 29.5% |
| 9 | 未填答 | 1 | <div><div></div></div> 0.3% |
| Warning: these figures indicate the number of cases found in the data file. They cannot be interpreted as summary statistics of the population of interest. | | | |
| # wrec9: 先生實際給你多少幫助:當我需要做決定時,和我商量、幫我出點子 | | | |
| Information | [Type= discrete] [Format=numeric] [Range= 0-9] [Missing=*] | | |
| Statistics [NW/ W] | [Valid=342 /-] [Invalid=0 /-] | | |
| Value | Label | Cases | Percentage |
| 0 | 不適用 | 0 | |
| 1 | 完全沒提供 | 18 | <div><div></div></div> 5.3% |
| 2 | 提供了一些 | 102 | <div><div></div></div> 29.8% |
| 3 | 提供了還算多 | 128 | <div><div></div></div> 37.4% |
| 4 | 提供了很多 | 93 | <div><div></div></div> 27.2% |
| 9 | 未填答 | 1 | <div><div></div></div> 0.3% |
| Warning: these figures indicate the number of cases found in the data file. They cannot be interpreted as summary statistics of the population of interest. | | | |

| # wrec10: 先生實際給你多少幫助:對於我的所作所為,不批評好壞對錯,而是從客觀的角度提供意見、建議 | | | |
|---|--|-------|------------------------------|
| Information | [Type= discrete] [Format=numeric] [Range= 0-9] [Missing=*] | | |
| Statistics [NW/ W] | [Valid=342 /-] [Invalid=0 /-] | | |
| Value | Label | Cases | Percentage |
| 0 | 不適用 | 0 | |
| 1 | 完全沒提供 | 20 | <div><div></div></div> 5.8% |
| 2 | 提供了一些 | 146 | <div><div></div></div> 42.7% |
| 3 | 提供了還算多 | 110 | <div><div></div></div> 32.2% |
| 4 | 提供了很多 | 65 | <div><div></div></div> 19.0% |
| 9 | 未填答 | 1 | <div><div></div></div> 0.3% |
| Warning: these figures indicate the number of cases found in the data file. They cannot be interpreted as summary statistics of the population of interest. | | | |
| # wrec11: 先生實際給你多少幫助:幫忙管孩子、檢查功課(無子女者請圈0) | | | |
| Information | [Type= discrete] [Format=numeric] [Range= 0-9] [Missing=*] | | |
| Statistics [NW/ W] | [Valid=342 /-] [Invalid=0 /-] | | |
| Value | Label | Cases | Percentage |
| 0 | 不適用 | 60 | <div><div></div></div> 17.5% |
| 1 | 完全沒提供 | 45 | <div><div></div></div> 13.2% |
| 2 | 提供了一些 | 113 | <div><div></div></div> 33.0% |
| 3 | 提供了還算多 | 68 | <div><div></div></div> 19.9% |
| 4 | 提供了很多 | 55 | <div><div></div></div> 16.1% |
| 9 | 未填答 | 1 | <div><div></div></div> 0.3% |
| Warning: these figures indicate the number of cases found in the data file. They cannot be interpreted as summary statistics of the population of interest. | | | |
| # wsupstr1: 提出解釋、說明理由,請他幫忙。 | | | |
| Information | [Type= discrete] [Format=numeric] [Range= 0-9] [Missing=*] | | |
| Statistics [NW/ W] | [Valid=342 /-] [Invalid=0 /-] | | |
| Value | Label | Cases | Percentage |
| 0 | 不適用 | 0 | |
| 1 | 從沒用過 | 14 | <div><div></div></div> 4.1% |
| 2 | 很少用 | 63 | <div><div></div></div> 18.4% |
| 3 | 有時用 | 163 | <div><div></div></div> 47.7% |
| 4 | 經常用 | 102 | <div><div></div></div> 29.8% |
| 9 | 未填答 | 0 | |
| Warning: these figures indicate the number of cases found in the data file. They cannot be interpreted as summary statistics of the population of interest. | | | |
| # wsupstr2: 單純直接地要他幫忙。 | | | |
| Information | [Type= discrete] [Format=numeric] [Range= 0-9] [Missing=*] | | |
| Statistics [NW/ W] | [Valid=342 /-] [Invalid=0 /-] | | |
| Value | Label | Cases | Percentage |
| 0 | 不適用 | 0 | |
| 1 | 從沒用過 | 13 | <div><div></div></div> 3.8% |
| 2 | 很少用 | 46 | <div><div></div></div> 13.5% |
| 3 | 有時用 | 153 | <div><div></div></div> 44.7% |
| 4 | 經常用 | 129 | <div><div></div></div> 37.7% |
| 9 | 未填答 | 1 | <div><div></div></div> 0.3% |
| Warning: these figures indicate the number of cases found in the data file. They cannot be interpreted as summary statistics of the population of interest. | | | |

| # wsupstr3: 以誠懇、謙虛、客氣、委婉的態度請他幫忙。 | | | |
|---|--|-------|------------------------------|
| Information | [Type= discrete] [Format=numeric] [Range= 0-9] [Missing=*] | | |
| Statistics [NW/ W] | [Valid=342 /-] [Invalid=0 /-] | | |
| Value | Label | Cases | Percentage |
| 0 | 不適用 | 0 | |
| 1 | 從沒用過 | 21 | <div><div></div></div> 6.1% |
| 2 | 很少用 | 72 | <div><div></div></div> 21.1% |
| 3 | 有時用 | 179 | <div><div></div></div> 52.3% |
| 4 | 經常用 | 70 | <div><div></div></div> 20.5% |
| 9 | 未填答 | 0 | |
| Warning: these figures indicate the number of cases found in the data file. They cannot be interpreted as summary statistics of the population of interest. | | | |
| # wsupstr4: 不斷強調, 答應幫你忙, 對你來說是多麼重要的一件事。 | | | |
| Information | [Type= discrete] [Format=numeric] [Range= 0-9] [Missing=*] | | |
| Statistics [NW/ W] | [Valid=342 /-] [Invalid=0 /-] | | |
| Value | Label | Cases | Percentage |
| 0 | 不適用 | 0 | |
| 1 | 從沒用過 | 62 | <div><div></div></div> 18.1% |
| 2 | 很少用 | 120 | <div><div></div></div> 35.1% |
| 3 | 有時用 | 112 | <div><div></div></div> 32.7% |
| 4 | 經常用 | 48 | <div><div></div></div> 14.0% |
| 9 | 未填答 | 0 | |
| Warning: these figures indicate the number of cases found in the data file. They cannot be interpreted as summary statistics of the population of interest. | | | |
| # wsupstr5: 擺出一副難看的臉色, 直到他答應幫忙為止。 | | | |
| Information | [Type= discrete] [Format=numeric] [Range= 0-9] [Missing=*] | | |
| Statistics [NW/ W] | [Valid=342 /-] [Invalid=0 /-] | | |
| Value | Label | Cases | Percentage |
| 0 | 不適用 | 0 | |
| 1 | 從沒用過 | 154 | <div><div></div></div> 45.0% |
| 2 | 很少用 | 142 | <div><div></div></div> 41.5% |
| 3 | 有時用 | 39 | <div><div></div></div> 11.4% |
| 4 | 經常用 | 7 | <div><div></div></div> 2.0% |
| 9 | 未填答 | 0 | |
| Warning: these figures indicate the number of cases found in the data file. They cannot be interpreted as summary statistics of the population of interest. | | | |
| # wsupstr6: 嚇嚇他、威脅他、強迫他答應幫忙。 | | | |
| Information | [Type= discrete] [Format=numeric] [Range= 0-9] [Missing=*] | | |
| Statistics [NW/ W] | [Valid=342 /-] [Invalid=0 /-] | | |
| Value | Label | Cases | Percentage |
| 0 | 不適用 | 0 | |
| 1 | 從沒用過 | 245 | <div><div></div></div> 71.6% |
| 2 | 很少用 | 77 | <div><div></div></div> 22.5% |
| 3 | 有時用 | 15 | <div><div></div></div> 4.4% |
| 4 | 經常用 | 5 | <div><div></div></div> 1.5% |
| 9 | 未填答 | 0 | |
| Warning: these figures indicate the number of cases found in the data file. They cannot be interpreted as summary statistics of the population of interest. | | | |

| # wsupstr7: 擺低姿勢來請他幫忙。 | | | |
|---|--|-------|------------------------------|
| Information | [Type= discrete] [Format=numeric] [Range= 0-9] [Missing=*] | | |
| Statistics [NW/ W] | [Valid=342 /-] [Invalid=0 /-] | | |
| Value | Label | Cases | Percentage |
| 0 | 不適用 | 0 | |
| 1 | 從沒用過 | 96 | <div><div></div></div> 28.1% |
| 2 | 很少用 | 128 | <div><div></div></div> 37.4% |
| 3 | 有時用 | 99 | <div><div></div></div> 28.9% |
| 4 | 經常用 | 18 | <div><div></div></div> 5.3% |
| 9 | 未填答 | 1 | <div><div></div></div> 0.3% |
| Warning: these figures indicate the number of cases found in the data file. They cannot be interpreted as summary statistics of the population of interest. | | | |
| # wsupstr8: 用撒嬌的方式要他幫忙。 | | | |
| Information | [Type= discrete] [Format=numeric] [Range= 0-9] [Missing=*] | | |
| Statistics [NW/ W] | [Valid=342 /-] [Invalid=0 /-] | | |
| Value | Label | Cases | Percentage |
| 0 | 不適用 | 0 | |
| 1 | 從沒用過 | 71 | <div><div></div></div> 20.8% |
| 2 | 很少用 | 114 | <div><div></div></div> 33.3% |
| 3 | 有時用 | 119 | <div><div></div></div> 34.8% |
| 4 | 經常用 | 38 | <div><div></div></div> 11.1% |
| 9 | 未填答 | 0 | |
| Warning: these figures indicate the number of cases found in the data file. They cannot be interpreted as summary statistics of the population of interest. | | | |
| # wsupstr9: 裝可憐,引起他的同情心來幫你忙。 | | | |
| Information | [Type= discrete] [Format=numeric] [Range= 0-9] [Missing=*] | | |
| Statistics [NW/ W] | [Valid=342 /-] [Invalid=0 /-] | | |
| Value | Label | Cases | Percentage |
| 0 | 不適用 | 0 | |
| 1 | 從沒用過 | 132 | <div><div></div></div> 38.6% |
| 2 | 很少用 | 118 | <div><div></div></div> 34.5% |
| 3 | 有時用 | 77 | <div><div></div></div> 22.5% |
| 4 | 經常用 | 15 | <div><div></div></div> 4.4% |
| 9 | 未填答 | 0 | |
| Warning: these figures indicate the number of cases found in the data file. They cannot be interpreted as summary statistics of the population of interest. | | | |
| # wsupstr10: 特別表現出迷人的一面,讓他無法拒絕幫忙。 | | | |
| Information | [Type= discrete] [Format=numeric] [Range= 0-9] [Missing=*] | | |
| Statistics [NW/ W] | [Valid=342 /-] [Invalid=0 /-] | | |
| Value | Label | Cases | Percentage |
| 0 | 不適用 | 0 | |
| 1 | 從沒用過 | 157 | <div><div></div></div> 45.9% |
| 2 | 很少用 | 107 | <div><div></div></div> 31.3% |
| 3 | 有時用 | 61 | <div><div></div></div> 17.8% |
| 4 | 經常用 | 17 | <div><div></div></div> 5.0% |
| 9 | 未填答 | 0 | |
| Warning: these figures indicate the number of cases found in the data file. They cannot be interpreted as summary statistics of the population of interest. | | | |

| # wsupstr11: 找一些藉口,要他幫忙。 | | | |
|---|--|-------|------------------------------|
| Information | [Type= discrete] [Format=numeric] [Range= 0-9] [Missing=*] | | |
| Statistics [NW/ W] | [Valid=342 /-] [Invalid=0 /-] | | |
| Value | Label | Cases | Percentage |
| 0 | 不適用 | 0 | |
| 1 | 從沒用過 | 89 | <div><div></div></div> 26.0% |
| 2 | 很少用 | 124 | <div><div></div></div> 36.3% |
| 3 | 有時用 | 116 | <div><div></div></div> 33.9% |
| 4 | 經常用 | 13 | <div><div></div></div> 3.8% |
| 9 | 未填答 | 0 | |
| Warning: these figures indicate the number of cases found in the data file. They cannot be interpreted as summary statistics of the population of interest. | | | |
| # wsupstr12: 以暗示的方式,要他幫忙。 | | | |
| Information | [Type= discrete] [Format=numeric] [Range= 0-9] [Missing=*] | | |
| Statistics [NW/ W] | [Valid=342 /-] [Invalid=0 /-] | | |
| Value | Label | Cases | Percentage |
| 0 | 不適用 | 0 | |
| 1 | 從沒用過 | 98 | <div><div></div></div> 28.7% |
| 2 | 很少用 | 118 | <div><div></div></div> 34.5% |
| 3 | 有時用 | 114 | <div><div></div></div> 33.3% |
| 4 | 經常用 | 12 | <div><div></div></div> 3.5% |
| 9 | 未填答 | 0 | |
| Warning: these figures indicate the number of cases found in the data file. They cannot be interpreted as summary statistics of the population of interest. | | | |
| # wsupstr13: 用說服的方式來讓他答應幫忙。 | | | |
| Information | [Type= discrete] [Format=numeric] [Range= 0-9] [Missing=*] | | |
| Statistics [NW/ W] | [Valid=342 /-] [Invalid=0 /-] | | |
| Value | Label | Cases | Percentage |
| 0 | 不適用 | 0 | |
| 1 | 從沒用過 | 59 | <div><div></div></div> 17.3% |
| 2 | 很少用 | 95 | <div><div></div></div> 27.8% |
| 3 | 有時用 | 157 | <div><div></div></div> 45.9% |
| 4 | 經常用 | 30 | <div><div></div></div> 8.8% |
| 9 | 未填答 | 1 | <div><div></div></div> 0.3% |
| Warning: these figures indicate the number of cases found in the data file. They cannot be interpreted as summary statistics of the population of interest. | | | |
| # wsupstr14: 請他站在你的立場想,答應幫你的忙。 | | | |
| Information | [Type= discrete] [Format=numeric] [Range= 0-9] [Missing=*] | | |
| Statistics [NW/ W] | [Valid=342 /-] [Invalid=0 /-] | | |
| Value | Label | Cases | Percentage |
| 0 | 不適用 | 0 | |
| 1 | 從沒用過 | 49 | <div><div></div></div> 14.3% |
| 2 | 很少用 | 90 | <div><div></div></div> 26.3% |
| 3 | 有時用 | 170 | <div><div></div></div> 49.7% |
| 4 | 經常用 | 33 | <div><div></div></div> 9.6% |
| 9 | 未填答 | 0 | |
| Warning: these figures indicate the number of cases found in the data file. They cannot be interpreted as summary statistics of the population of interest. | | | |

| # wsupstr15: 找跟他感情好的親友代為出面,請他幫忙。 | | | |
|---|--|-------|------------------------------|
| Information | [Type= discrete] [Format=numeric] [Range= 0-9] [Missing=*] | | |
| Statistics [NW/ W] | [Valid=342 /-] [Invalid=0 /-] | | |
| Value | Label | Cases | Percentage |
| 0 | 不適用 | 0 | |
| 1 | 從沒用過 | 249 | <div><div></div></div> 72.8% |
| 2 | 很少用 | 71 | <div><div></div></div> 20.8% |
| 3 | 有時用 | 20 | <div><div></div></div> 5.8% |
| 4 | 經常用 | 2 | <div><div></div></div> 0.6% |
| 9 | 未填答 | 0 | |
| Warning: these figures indicate the number of cases found in the data file. They cannot be interpreted as summary statistics of the population of interest. | | | |
| # wsupstr16: 告訴他,別人的先生大概都會願意幫忙,請他效法。 | | | |
| Information | [Type= discrete] [Format=numeric] [Range= 0-9] [Missing=*] | | |
| Statistics [NW/ W] | [Valid=342 /-] [Invalid=0 /-] | | |
| Value | Label | Cases | Percentage |
| 0 | 不適用 | 0 | |
| 1 | 從沒用過 | 164 | <div><div></div></div> 48.0% |
| 2 | 很少用 | 109 | <div><div></div></div> 31.9% |
| 3 | 有時用 | 57 | <div><div></div></div> 16.7% |
| 4 | 經常用 | 12 | <div><div></div></div> 3.5% |
| 9 | 未填答 | 0 | |
| Warning: these figures indicate the number of cases found in the data file. They cannot be interpreted as summary statistics of the population of interest. | | | |
| # wsupstr17: 製造一個好幾個人在場的情境,讓他不好意思不幫忙。 | | | |
| Information | [Type= discrete] [Format=numeric] [Range= 0-9] [Missing=*] | | |
| Statistics [NW/ W] | [Valid=342 /-] [Invalid=0 /-] | | |
| Value | Label | Cases | Percentage |
| 0 | 不適用 | 0 | |
| 1 | 從沒用過 | 214 | <div><div></div></div> 62.6% |
| 2 | 很少用 | 100 | <div><div></div></div> 29.2% |
| 3 | 有時用 | 28 | <div><div></div></div> 8.2% |
| 4 | 經常用 | 0 | |
| 9 | 未填答 | 0 | |
| Warning: these figures indicate the number of cases found in the data file. They cannot be interpreted as summary statistics of the population of interest. | | | |

| # wsupstr18: 選個好時機, 趁他心情好或是趁客人在場時, 要求他幫忙。 | | | |
|---|--|-------|------------------------------|
| Information | [Type= discrete] [Format=numeric] [Range= 0-9] [Missing=*] | | |
| Statistics [NW/ W] | [Valid=342 /-] [Invalid=0 /-] | | |
| Value | Label | Cases | Percentage |
| 0 | 不適用 | 0 | |
| 1 | 從沒用過 | 169 | <div><div></div></div> 49.4% |
| 2 | 很少用 | 97 | <div><div></div></div> 28.4% |
| 3 | 有時用 | 70 | <div><div></div></div> 20.5% |
| 4 | 經常用 | 6 | <div><div></div></div> 1.8% |
| 9 | 未填答 | 0 | |
| Warning: these figures indicate the number of cases found in the data file. They cannot be interpreted as summary statistics of the population of interest. | | | |
| # wsupstr19: 先送東西給他或先請客, 然後再要他幫忙。 | | | |
| Information | [Type= discrete] [Format=numeric] [Range= 0-9] [Missing=*] | | |
| Statistics [NW/ W] | [Valid=342 /-] [Invalid=0 /-] | | |
| Value | Label | Cases | Percentage |
| 0 | 不適用 | 0 | |
| 1 | 從沒用過 | 214 | <div><div></div></div> 62.6% |
| 2 | 很少用 | 88 | <div><div></div></div> 25.7% |
| 3 | 有時用 | 35 | <div><div></div></div> 10.2% |
| 4 | 經常用 | 5 | <div><div></div></div> 1.5% |
| 9 | 未填答 | 0 | |
| Warning: these figures indicate the number of cases found in the data file. They cannot be interpreted as summary statistics of the population of interest. | | | |
| # wsupstr20: 提出某些交換條件, 要他幫忙。 | | | |
| Information | [Type= discrete] [Format=numeric] [Range= 0-9] [Missing=*] | | |
| Statistics [NW/ W] | [Valid=342 /-] [Invalid=0 /-] | | |
| Value | Label | Cases | Percentage |
| 0 | 不適用 | 0 | |
| 1 | 從沒用過 | 171 | <div><div></div></div> 50.0% |
| 2 | 很少用 | 118 | <div><div></div></div> 34.5% |
| 3 | 有時用 | 48 | <div><div></div></div> 14.0% |
| 4 | 經常用 | 5 | <div><div></div></div> 1.5% |
| 9 | 未填答 | 0 | |
| Warning: these figures indicate the number of cases found in the data file. They cannot be interpreted as summary statistics of the population of interest. | | | |
| # wsupstr21: 告訴他, 如果答應幫忙, 就買東西給他、或請他客。 | | | |
| Information | [Type= discrete] [Format=numeric] [Range= 0-9] [Missing=*] | | |
| Statistics [NW/ W] | [Valid=342 /-] [Invalid=0 /-] | | |
| Value | Label | Cases | Percentage |
| 0 | 不適用 | 0 | |
| 1 | 從沒用過 | 206 | <div><div></div></div> 60.2% |
| 2 | 很少用 | 95 | <div><div></div></div> 27.8% |
| 3 | 有時用 | 35 | <div><div></div></div> 10.2% |
| 4 | 經常用 | 5 | <div><div></div></div> 1.5% |
| 9 | 未填答 | 1 | <div><div></div></div> 0.3% |
| Warning: these figures indicate the number of cases found in the data file. They cannot be interpreted as summary statistics of the population of interest. | | | |

| # wsupstr22: 就算有點違背自己的本意,也會做一些討好巴結他的事,討他歡心,然後要他幫忙。 | | | |
|---|--|-------|------------|
| Information | [Type= discrete] [Format=numeric] [Range= 0-9] [Missing=*] | | |
| Statistics [NW/ W] | [Valid=342 /-] [Invalid=0 /-] | | |
| Value | Label | Cases | Percentage |
| 0 | 不適用 | 0 | |
| 1 | 從沒用過 | 181 | 52.9% |
| 2 | 很少用 | 105 | 30.7% |
| 3 | 有時用 | 52 | 15.2% |
| 4 | 經常用 | 4 | 1.2% |
| 9 | 未填答 | 0 | |
| Warning: these figures indicate the number of cases found in the data file. They cannot be interpreted as summary statistics of the population of interest. | | | |
| # wsupstr23: 告訴他,若不肯幫忙的話,就要懲罰他。 | | | |
| Information | [Type= discrete] [Format=numeric] [Range= 0-9] [Missing=*] | | |
| Statistics [NW/ W] | [Valid=342 /-] [Invalid=0 /-] | | |
| Value | Label | Cases | Percentage |
| 0 | 不適用 | 0 | |
| 1 | 從沒用過 | 269 | 78.7% |
| 2 | 很少用 | 66 | 19.3% |
| 3 | 有時用 | 7 | 2.0% |
| 4 | 經常用 | 0 | |
| 9 | 未填答 | 0 | |
| Warning: these figures indicate the number of cases found in the data file. They cannot be interpreted as summary statistics of the population of interest. | | | |
| # wsupstr24: 不斷死纏、做一些讓他煩的事,直到他不得不幫忙為止。 | | | |
| Information | [Type= discrete] [Format=numeric] [Range= 0-9] [Missing=*] | | |
| Statistics [NW/ W] | [Valid=342 /-] [Invalid=0 /-] | | |
| Value | Label | Cases | Percentage |
| 0 | 不適用 | 0 | |
| 1 | 從沒用過 | 249 | 72.8% |
| 2 | 很少用 | 70 | 20.5% |
| 3 | 有時用 | 20 | 5.8% |
| 4 | 經常用 | 3 | 0.9% |
| 9 | 未填答 | 0 | |
| Warning: these figures indicate the number of cases found in the data file. They cannot be interpreted as summary statistics of the population of interest. | | | |
| # wsupstr25: 以發脾氣的方式要他幫忙。 | | | |
| Information | [Type= discrete] [Format=numeric] [Range= 0-9] [Missing=*] | | |
| Statistics [NW/ W] | [Valid=342 /-] [Invalid=0 /-] | | |
| Value | Label | Cases | Percentage |
| 0 | 不適用 | 0 | |
| 1 | 從沒用過 | 208 | 60.8% |
| 2 | 很少用 | 94 | 27.5% |
| 3 | 有時用 | 36 | 10.5% |
| 4 | 經常用 | 4 | 1.2% |
| 9 | 未填答 | 0 | |
| Warning: these figures indicate the number of cases found in the data file. They cannot be interpreted as summary statistics of the population of interest. | | | |

| # wsupstr26: 用命令的方式要他幫忙。 | | | |
|---|--|-------|-------------------|
| Information | [Type= discrete] [Format=numeric] [Range= 0-9] [Missing=*] | | |
| Statistics [NW/ W] | [Valid=342 /-] [Invalid=0 /-] | | |
| Value | Label | Cases | Percentage |
| 0 | 不適用 | 0 | |
| 1 | 從沒用過 | 217 | <div></div> 63.5% |
| 2 | 很少用 | 80 | <div></div> 23.4% |
| 3 | 有時用 | 39 | <div></div> 11.4% |
| 4 | 經常用 | 5 | <div></div> 1.5% |
| 9 | 未填答 | 1 | <div></div> 0.3% |
| Warning: these figures indicate the number of cases found in the data file. They cannot be interpreted as summary statistics of the population of interest. | | | |
| # wsupstr27: 稱讚他, 然後請他幫忙。 | | | |
| Information | [Type= discrete] [Format=numeric] [Range= 0-9] [Missing=*] | | |
| Statistics [NW/ W] | [Valid=342 /-] [Invalid=0 /-] | | |
| Value | Label | Cases | Percentage |
| 0 | 不適用 | 0 | |
| 1 | 從沒用過 | 86 | <div></div> 25.1% |
| 2 | 很少用 | 144 | <div></div> 42.1% |
| 3 | 有時用 | 93 | <div></div> 27.2% |
| 4 | 經常用 | 19 | <div></div> 5.6% |
| 9 | 未填答 | 0 | |
| Warning: these figures indicate the number of cases found in the data file. They cannot be interpreted as summary statistics of the population of interest. | | | |
| # wsupstr28: 把氣氛弄好, 然後說出你要他幫的忙。 | | | |
| Information | [Type= discrete] [Format=numeric] [Range= 0-9] [Missing=*] | | |
| Statistics [NW/ W] | [Valid=342 /-] [Invalid=0 /-] | | |
| Value | Label | Cases | Percentage |
| 0 | 不適用 | 0 | |
| 1 | 從沒用過 | 91 | <div></div> 26.6% |
| 2 | 很少用 | 119 | <div></div> 34.8% |
| 3 | 有時用 | 114 | <div></div> 33.3% |
| 4 | 經常用 | 18 | <div></div> 5.3% |
| 9 | 未填答 | 0 | |
| Warning: these figures indicate the number of cases found in the data file. They cannot be interpreted as summary statistics of the population of interest. | | | |
| # wsupstr29: 找他或你的父母代為出面說。 | | | |
| Information | [Type= discrete] [Format=numeric] [Range= 0-9] [Missing=*] | | |
| Statistics [NW/ W] | [Valid=342 /-] [Invalid=0 /-] | | |
| Value | Label | Cases | Percentage |
| 0 | 不適用 | 0 | |
| 1 | 從沒用過 | 288 | <div></div> 84.2% |
| 2 | 很少用 | 45 | <div></div> 13.2% |
| 3 | 有時用 | 7 | <div></div> 2.0% |
| 4 | 經常用 | 2 | <div></div> 0.6% |
| 9 | 未填答 | 0 | |
| Warning: these figures indicate the number of cases found in the data file. They cannot be interpreted as summary statistics of the population of interest. | | | |

| # wsupstr30: 叫孩子去對他說(無子女者請圈0)。 | | | |
|---|--|-------|------------------------------|
| Information | [Type= discrete] [Format=numeric] [Range= 0-9] [Missing=*] | | |
| Statistics [NW/ W] | [Valid=342 /-] [Invalid=0 /-] | | |
| Value | Label | Cases | Percentage |
| 0 | 不適用 | 50 | <div><div></div></div> 14.6% |
| 1 | 從沒用過 | 146 | <div><div></div></div> 42.7% |
| 2 | 很少用 | 85 | <div><div></div></div> 24.9% |
| 3 | 有時用 | 54 | <div><div></div></div> 15.8% |
| 4 | 經常用 | 7 | <div><div></div></div> 2.0% |
| 9 | 未填答 | 0 | |
| Warning: these figures indicate the number of cases found in the data file. They cannot be interpreted as summary statistics of the population of interest. | | | |
| # wpro1: 理解他、肯定他的行為或想法 | | | |
| Information | [Type= discrete] [Format=numeric] [Range= 0-9] [Missing=*] | | |
| Statistics [NW/ W] | [Valid=342 /-] [Invalid=0 /-] | | |
| Value | Label | Cases | Percentage |
| 0 | 不適用 | 0 | |
| 1 | 完全沒提供 | 7 | <div><div></div></div> 2.0% |
| 2 | 提供了一些 | 152 | <div><div></div></div> 44.4% |
| 3 | 提供了還算多 | 122 | <div><div></div></div> 35.7% |
| 4 | 提供了很多 | 61 | <div><div></div></div> 17.8% |
| 9 | 未填答 | 0 | |
| Warning: these figures indicate the number of cases found in the data file. They cannot be interpreted as summary statistics of the population of interest. | | | |
| # wpro2: 當他忍耐不住、想說出心裡的話時,肯在身旁傾聽 | | | |
| Information | [Type= discrete] [Format=numeric] [Range= 0-9] [Missing=*] | | |
| Statistics [NW/ W] | [Valid=342 /-] [Invalid=0 /-] | | |
| Value | Label | Cases | Percentage |
| 0 | 不適用 | 0 | |
| 1 | 完全沒提供 | 8 | <div><div></div></div> 2.3% |
| 2 | 提供了一些 | 105 | <div><div></div></div> 30.7% |
| 3 | 提供了還算多 | 144 | <div><div></div></div> 42.1% |
| 4 | 提供了很多 | 85 | <div><div></div></div> 24.9% |
| 9 | 未填答 | 0 | |
| Warning: these figures indicate the number of cases found in the data file. They cannot be interpreted as summary statistics of the population of interest. | | | |
| # wpro3: 當他心情不好時,和他說說話、鼓勵鼓勵他 | | | |
| Information | [Type= discrete] [Format=numeric] [Range= 0-9] [Missing=*] | | |
| Statistics [NW/ W] | [Valid=342 /-] [Invalid=0 /-] | | |
| Value | Label | Cases | Percentage |
| 0 | 不適用 | 0 | |
| 1 | 完全沒提供 | 7 | <div><div></div></div> 2.0% |
| 2 | 提供了一些 | 108 | <div><div></div></div> 31.6% |
| 3 | 提供了還算多 | 135 | <div><div></div></div> 39.5% |
| 4 | 提供了很多 | 92 | <div><div></div></div> 26.9% |
| 9 | 未填答 | 0 | |
| Warning: these figures indicate the number of cases found in the data file. They cannot be interpreted as summary statistics of the population of interest. | | | |

| # wpro4: 當他緊急需要一筆錢時, 替他出或幫他想辦法 | | | |
|---|--|-------|------------------------------|
| Information | [Type= discrete] [Format=numeric] [Range= 0-9] [Missing=*] | | |
| Statistics [NW/ W] | [Valid=342 /-] [Invalid=0 /-] | | |
| Value | Label | Cases | Percentage |
| 0 | 不適用 | 2 | <div><div></div></div> 0.6% |
| 1 | 完全沒提供 | 34 | <div><div></div></div> 9.9% |
| 2 | 提供了一些 | 123 | <div><div></div></div> 36.0% |
| 3 | 提供了還算多 | 109 | <div><div></div></div> 31.9% |
| 4 | 提供了很多 | 70 | <div><div></div></div> 20.5% |
| 9 | 未填答 | 4 | <div><div></div></div> 1.2% |
| Warning: these figures indicate the number of cases found in the data file. They cannot be interpreted as summary statistics of the population of interest. | | | |
| # wpro5: 只要有必要, 不論是多重要、多貴的東西都會支援他 | | | |
| Information | [Type= discrete] [Format=numeric] [Range= 0-9] [Missing=*] | | |
| Statistics [NW/ W] | [Valid=342 /-] [Invalid=0 /-] | | |
| Value | Label | Cases | Percentage |
| 0 | 不適用 | 0 | |
| 1 | 完全沒提供 | 32 | <div><div></div></div> 9.4% |
| 2 | 提供了一些 | 129 | <div><div></div></div> 37.7% |
| 3 | 提供了還算多 | 102 | <div><div></div></div> 29.8% |
| 4 | 提供了很多 | 77 | <div><div></div></div> 22.5% |
| 9 | 未填答 | 2 | <div><div></div></div> 0.6% |
| Warning: these figures indicate the number of cases found in the data file. They cannot be interpreted as summary statistics of the population of interest. | | | |
| # wpro6: 協助他處理家裡日常事物、照料家人的日常生活 | | | |
| Information | [Type= discrete] [Format=numeric] [Range= 0-9] [Missing=*] | | |
| Statistics [NW/ W] | [Valid=342 /-] [Invalid=0 /-] | | |
| Value | Label | Cases | Percentage |
| 0 | 不適用 | 0 | |
| 1 | 完全沒提供 | 9 | <div><div></div></div> 2.6% |
| 2 | 提供了一些 | 73 | <div><div></div></div> 21.3% |
| 3 | 提供了還算多 | 131 | <div><div></div></div> 38.3% |
| 4 | 提供了很多 | 129 | <div><div></div></div> 37.7% |
| 9 | 未填答 | 0 | |
| Warning: these figures indicate the number of cases found in the data file. They cannot be interpreted as summary statistics of the population of interest. | | | |
| # wpro7: 當他身體不適時, 幫忙照料家裡 | | | |
| Information | [Type= discrete] [Format=numeric] [Range= 0-9] [Missing=*] | | |
| Statistics [NW/ W] | [Valid=342 /-] [Invalid=0 /-] | | |
| Value | Label | Cases | Percentage |
| 0 | 不適用 | 0 | |
| 1 | 完全沒提供 | 6 | <div><div></div></div> 1.8% |
| 2 | 提供了一些 | 47 | <div><div></div></div> 13.7% |
| 3 | 提供了還算多 | 137 | <div><div></div></div> 40.1% |
| 4 | 提供了很多 | 152 | <div><div></div></div> 44.4% |
| 9 | 未填答 | 0 | |
| Warning: these figures indicate the number of cases found in the data file. They cannot be interpreted as summary statistics of the population of interest. | | | |

| # wpro8: 當他遇到問題時, 提供解決問題的經驗, 給他參考 | | | |
|---|--|-------|------------------------------|
| Information | [Type= discrete] [Format=numeric] [Range= 0-9] [Missing=*] | | |
| Statistics [NW/ W] | [Valid=342 /-] [Invalid=0 /-] | | |
| Value | Label | Cases | Percentage |
| 0 | 不適用 | 0 | |
| 1 | 完全沒提供 | 8 | <div><div></div></div> 2.3% |
| 2 | 提供了一些 | 103 | <div><div></div></div> 30.1% |
| 3 | 提供了還算多 | 137 | <div><div></div></div> 40.1% |
| 4 | 提供了很多 | 94 | <div><div></div></div> 27.5% |
| 9 | 未填答 | 0 | |
| Warning: these figures indicate the number of cases found in the data file. They cannot be interpreted as summary statistics of the population of interest. | | | |
| # wpro9: 當他需要做決定時, 和他商量、幫他出點子 | | | |
| Information | [Type= discrete] [Format=numeric] [Range= 0-9] [Missing=*] | | |
| Statistics [NW/ W] | [Valid=342 /-] [Invalid=0 /-] | | |
| Value | Label | Cases | Percentage |
| 0 | 不適用 | 0 | |
| 1 | 完全沒提供 | 6 | <div><div></div></div> 1.8% |
| 2 | 提供了一些 | 99 | <div><div></div></div> 28.9% |
| 3 | 提供了還算多 | 133 | <div><div></div></div> 38.9% |
| 4 | 提供了很多 | 104 | <div><div></div></div> 30.4% |
| 9 | 未填答 | 0 | |
| Warning: these figures indicate the number of cases found in the data file. They cannot be interpreted as summary statistics of the population of interest. | | | |
| # wpro10: 對於他的所作所為, 不批評好壞對錯, 而是從客觀的角度提供意見、建議 | | | |
| Information | [Type= discrete] [Format=numeric] [Range= 0-9] [Missing=*] | | |
| Statistics [NW/ W] | [Valid=342 /-] [Invalid=0 /-] | | |
| Value | Label | Cases | Percentage |
| 0 | 不適用 | 0 | |
| 1 | 完全沒提供 | 13 | <div><div></div></div> 3.8% |
| 2 | 提供了一些 | 135 | <div><div></div></div> 39.5% |
| 3 | 提供了還算多 | 127 | <div><div></div></div> 37.1% |
| 4 | 提供了很多 | 67 | <div><div></div></div> 19.6% |
| 9 | 未填答 | 0 | |
| Warning: these figures indicate the number of cases found in the data file. They cannot be interpreted as summary statistics of the population of interest. | | | |
| # wpro11: 幫忙管孩子、檢查功課(無子女者請圈0) | | | |
| Information | [Type= discrete] [Format=numeric] [Range= 0-9] [Missing=*] | | |
| Statistics [NW/ W] | [Valid=341 /-] [Invalid=1 /-] | | |
| Value | Label | Cases | Percentage |
| 0 | 不適用 | 59 | <div><div></div></div> 17.3% |
| 1 | 完全沒提供 | 20 | <div><div></div></div> 5.9% |
| 2 | 提供了一些 | 64 | <div><div></div></div> 18.8% |
| 3 | 提供了還算多 | 84 | <div><div></div></div> 24.6% |
| 4 | 提供了很多 | 114 | <div><div></div></div> 33.4% |
| 9 | 未填答 | 0 | |
| Sysmiss | | 1 | |
| Warning: these figures indicate the number of cases found in the data file. They cannot be interpreted as summary statistics of the population of interest. | | | |

| # wbadme1: 先生對您:不關心我。 | | | |
|---|--|-------|-------------------|
| Information | [Type= discrete] [Format=numeric] [Range= 0-9] [Missing=*] | | |
| Statistics [NW/ W] | [Valid=342 /-] [Invalid=0 /-] | | |
| Value | Label | Cases | Percentage |
| 0 | 不適用 | 0 | |
| 1 | 從不如此 | 178 | <div></div> 52.0% |
| 2 | 偶爾如此 | 126 | <div></div> 36.8% |
| 3 | 有時如此 | 30 | <div></div> 8.8% |
| 4 | 經常如此 | 8 | <div></div> 2.3% |
| 9 | 未填答 | 0 | |
| Warning: these figures indicate the number of cases found in the data file. They cannot be interpreted as summary statistics of the population of interest. | | | |
| # wbadme2: 先生對您:忽視我的感受。 | | | |
| Information | [Type= discrete] [Format=numeric] [Range= 0-9] [Missing=*] | | |
| Statistics [NW/ W] | [Valid=342 /-] [Invalid=0 /-] | | |
| Value | Label | Cases | Percentage |
| 0 | 不適用 | 0 | |
| 1 | 從不如此 | 131 | <div></div> 38.3% |
| 2 | 偶爾如此 | 145 | <div></div> 42.4% |
| 3 | 有時如此 | 46 | <div></div> 13.5% |
| 4 | 經常如此 | 20 | <div></div> 5.8% |
| 9 | 未填答 | 0 | |
| Warning: these figures indicate the number of cases found in the data file. They cannot be interpreted as summary statistics of the population of interest. | | | |
| # wbadme3: 先生對您:不體貼我。 | | | |
| Information | [Type= discrete] [Format=numeric] [Range= 0-9] [Missing=*] | | |
| Statistics [NW/ W] | [Valid=342 /-] [Invalid=0 /-] | | |
| Value | Label | Cases | Percentage |
| 0 | 不適用 | 0 | |
| 1 | 從不如此 | 140 | <div></div> 40.9% |
| 2 | 偶爾如此 | 140 | <div></div> 40.9% |
| 3 | 有時如此 | 45 | <div></div> 13.2% |
| 4 | 經常如此 | 17 | <div></div> 5.0% |
| 9 | 未填答 | 0 | |
| Warning: these figures indicate the number of cases found in the data file. They cannot be interpreted as summary statistics of the population of interest. | | | |
| # wbadme4: 先生對您:不想和我在一起。 | | | |
| Information | [Type= discrete] [Format=numeric] [Range= 0-9] [Missing=*] | | |
| Statistics [NW/ W] | [Valid=342 /-] [Invalid=0 /-] | | |
| Value | Label | Cases | Percentage |
| 0 | 不適用 | 0 | |
| 1 | 從不如此 | 246 | <div></div> 71.9% |
| 2 | 偶爾如此 | 68 | <div></div> 19.9% |
| 3 | 有時如此 | 19 | <div></div> 5.6% |
| 4 | 經常如此 | 7 | <div></div> 2.0% |
| 9 | 未填答 | 2 | <div></div> 0.6% |
| Warning: these figures indicate the number of cases found in the data file. They cannot be interpreted as summary statistics of the population of interest. | | | |

| # wbadme5: 先生對您:跟我吵架。 | | | |
|---|--|-------|------------------------------|
| Information | [Type= discrete] [Format=numeric] [Range= 0-9] [Missing=*] | | |
| Statistics [NW/ W] | [Valid=342 /-] [Invalid=0 /-] | | |
| Value | Label | Cases | Percentage |
| 0 | 不適用 | 0 | |
| 1 | 從不如此 | 148 | <div><div></div></div> 43.3% |
| 2 | 偶爾如此 | 147 | <div><div></div></div> 43.0% |
| 3 | 有時如此 | 40 | <div><div></div></div> 11.7% |
| 4 | 經常如此 | 7 | <div><div></div></div> 2.0% |
| 9 | 未填答 | 0 | |
| Warning: these figures indicate the number of cases found in the data file. They cannot be interpreted as summary statistics of the population of interest. | | | |
| # wbadme6: 先生對您:對我動粗。 | | | |
| Information | [Type= discrete] [Format=numeric] [Range= 0-9] [Missing=*] | | |
| Statistics [NW/ W] | [Valid=342 /-] [Invalid=0 /-] | | |
| Value | Label | Cases | Percentage |
| 0 | 不適用 | 0 | |
| 1 | 從不如此 | 322 | <div><div></div></div> 94.2% |
| 2 | 偶爾如此 | 17 | <div><div></div></div> 5.0% |
| 3 | 有時如此 | 2 | <div><div></div></div> 0.6% |
| 4 | 經常如此 | 1 | <div><div></div></div> 0.3% |
| 9 | 未填答 | 0 | |
| Warning: these figures indicate the number of cases found in the data file. They cannot be interpreted as summary statistics of the population of interest. | | | |
| # wbadme7: 先生對您:對我發脾氣。 | | | |
| Information | [Type= discrete] [Format=numeric] [Range= 0-9] [Missing=*] | | |
| Statistics [NW/ W] | [Valid=342 /-] [Invalid=0 /-] | | |
| Value | Label | Cases | Percentage |
| 0 | 不適用 | 0 | |
| 1 | 從不如此 | 146 | <div><div></div></div> 42.7% |
| 2 | 偶爾如此 | 152 | <div><div></div></div> 44.4% |
| 3 | 有時如此 | 31 | <div><div></div></div> 9.1% |
| 4 | 經常如此 | 13 | <div><div></div></div> 3.8% |
| 9 | 未填答 | 0 | |
| Warning: these figures indicate the number of cases found in the data file. They cannot be interpreted as summary statistics of the population of interest. | | | |
| # wbadme8: 先生對您:對我大吼大叫。 | | | |
| Information | [Type= discrete] [Format=numeric] [Range= 0-9] [Missing=*] | | |
| Statistics [NW/ W] | [Valid=342 /-] [Invalid=0 /-] | | |
| Value | Label | Cases | Percentage |
| 0 | 不適用 | 0 | |
| 1 | 從不如此 | 207 | <div><div></div></div> 60.5% |
| 2 | 偶爾如此 | 112 | <div><div></div></div> 32.7% |
| 3 | 有時如此 | 16 | <div><div></div></div> 4.7% |
| 4 | 經常如此 | 7 | <div><div></div></div> 2.0% |
| 9 | 未填答 | 0 | |
| Warning: these figures indicate the number of cases found in the data file. They cannot be interpreted as summary statistics of the population of interest. | | | |

| # wbadme9: 先生對您:要我去做我不想做的事。 | | | |
|---|--|-------|------------------------------|
| Information | [Type= discrete] [Format=numeric] [Range= 0-9] [Missing=*] | | |
| Statistics [NW/ W] | [Valid=342 /-] [Invalid=0 /-] | | |
| Value | Label | Cases | Percentage |
| 0 | 不適用 | 0 | |
| 1 | 從不如此 | 193 | <div><div></div></div> 56.4% |
| 2 | 偶爾如此 | 122 | <div><div></div></div> 35.7% |
| 3 | 有時如此 | 19 | <div><div></div></div> 5.6% |
| 4 | 經常如此 | 8 | <div><div></div></div> 2.3% |
| 9 | 未填答 | 0 | |
| Warning: these figures indicate the number of cases found in the data file. They cannot be interpreted as summary statistics of the population of interest. | | | |
| # wbadme10: 先生對您:在我處理重要事情時,會打斷我。 | | | |
| Information | [Type= discrete] [Format=numeric] [Range= 0-9] [Missing=*] | | |
| Statistics [NW/ W] | [Valid=342 /-] [Invalid=0 /-] | | |
| Value | Label | Cases | Percentage |
| 0 | 不適用 | 0 | |
| 1 | 從不如此 | 185 | <div><div></div></div> 54.1% |
| 2 | 偶爾如此 | 130 | <div><div></div></div> 38.0% |
| 3 | 有時如此 | 22 | <div><div></div></div> 6.4% |
| 4 | 經常如此 | 5 | <div><div></div></div> 1.5% |
| 9 | 未填答 | 0 | |
| Warning: these figures indicate the number of cases found in the data file. They cannot be interpreted as summary statistics of the population of interest. | | | |
| # wbadme11: 先生對您:對我捧東西。 | | | |
| Information | [Type= discrete] [Format=numeric] [Range= 0-9] [Missing=*] | | |
| Statistics [NW/ W] | [Valid=342 /-] [Invalid=0 /-] | | |
| Value | Label | Cases | Percentage |
| 0 | 不適用 | 0 | |
| 1 | 從不如此 | 302 | <div><div></div></div> 88.3% |
| 2 | 偶爾如此 | 36 | <div><div></div></div> 10.5% |
| 3 | 有時如此 | 4 | <div><div></div></div> 1.2% |
| 4 | 經常如此 | 0 | |
| 9 | 未填答 | 0 | |
| Warning: these figures indicate the number of cases found in the data file. They cannot be interpreted as summary statistics of the population of interest. | | | |
| # wbadme12: 先生對您:對我很粗魯。 | | | |
| Information | [Type= discrete] [Format=numeric] [Range= 0-9] [Missing=*] | | |
| Statistics [NW/ W] | [Valid=342 /-] [Invalid=0 /-] | | |
| Value | Label | Cases | Percentage |
| 0 | 不適用 | 0 | |
| 1 | 從不如此 | 293 | <div><div></div></div> 85.7% |
| 2 | 偶爾如此 | 41 | <div><div></div></div> 12.0% |
| 3 | 有時如此 | 7 | <div><div></div></div> 2.0% |
| 4 | 經常如此 | 1 | <div><div></div></div> 0.3% |
| 9 | 未填答 | 0 | |
| Warning: these figures indicate the number of cases found in the data file. They cannot be interpreted as summary statistics of the population of interest. | | | |

| # wbadme13: 先生對您:對我沒耐心。 | | | |
|---|--|-------|------------------------------|
| Information | [Type= discrete] [Format=numeric] [Range= 0-9] [Missing=*] | | |
| Statistics [NW/ W] | [Valid=342 /-] [Invalid=0 /-] | | |
| Value | Label | Cases | Percentage |
| 0 | 不適用 | 0 | |
| 1 | 從不如此 | 178 | <div><div></div></div> 52.0% |
| 2 | 偶爾如此 | 122 | <div><div></div></div> 35.7% |
| 3 | 有時如此 | 31 | <div><div></div></div> 9.1% |
| 4 | 經常如此 | 11 | <div><div></div></div> 3.2% |
| 9 | 未填答 | 0 | |
| Warning: these figures indicate the number of cases found in the data file. They cannot be interpreted as summary statistics of the population of interest. | | | |
| # wbadme14: 先生對您:不讓我把話說完。 | | | |
| Information | [Type= discrete] [Format=numeric] [Range= 0-9] [Missing=*] | | |
| Statistics [NW/ W] | [Valid=342 /-] [Invalid=0 /-] | | |
| Value | Label | Cases | Percentage |
| 0 | 不適用 | 0 | |
| 1 | 從不如此 | 203 | <div><div></div></div> 59.4% |
| 2 | 偶爾如此 | 109 | <div><div></div></div> 31.9% |
| 3 | 有時如此 | 21 | <div><div></div></div> 6.1% |
| 4 | 經常如此 | 8 | <div><div></div></div> 2.3% |
| 9 | 未填答 | 1 | <div><div></div></div> 0.3% |
| Warning: these figures indicate the number of cases found in the data file. They cannot be interpreted as summary statistics of the population of interest. | | | |
| # wbadme15: 先生對您:批評我。 | | | |
| Information | [Type= discrete] [Format=numeric] [Range= 0-9] [Missing=*] | | |
| Statistics [NW/ W] | [Valid=342 /-] [Invalid=0 /-] | | |
| Value | Label | Cases | Percentage |
| 0 | 不適用 | 0 | |
| 1 | 從不如此 | 196 | <div><div></div></div> 57.3% |
| 2 | 偶爾如此 | 118 | <div><div></div></div> 34.5% |
| 3 | 有時如此 | 19 | <div><div></div></div> 5.6% |
| 4 | 經常如此 | 8 | <div><div></div></div> 2.3% |
| 9 | 未填答 | 1 | <div><div></div></div> 0.3% |
| Warning: these figures indicate the number of cases found in the data file. They cannot be interpreted as summary statistics of the population of interest. | | | |
| # wbadme16: 先生對您:嘲笑我。 | | | |
| Information | [Type= discrete] [Format=numeric] [Range= 0-9] [Missing=*] | | |
| Statistics [NW/ W] | [Valid=342 /-] [Invalid=0 /-] | | |
| Value | Label | Cases | Percentage |
| 0 | 不適用 | 0 | |
| 1 | 從不如此 | 264 | <div><div></div></div> 77.2% |
| 2 | 偶爾如此 | 62 | <div><div></div></div> 18.1% |
| 3 | 有時如此 | 11 | <div><div></div></div> 3.2% |
| 4 | 經常如此 | 5 | <div><div></div></div> 1.5% |
| 9 | 未填答 | 0 | |
| Warning: these figures indicate the number of cases found in the data file. They cannot be interpreted as summary statistics of the population of interest. | | | |

| # wbadme17: 先生對您:對我冷言冷語。 | | | |
|---|--|-------|------------------------------|
| Information | [Type= discrete] [Format=numeric] [Range= 0-9] [Missing=*] | | |
| Statistics [NW/ W] | [Valid=342 /-] [Invalid=0 /-] | | |
| Value | Label | Cases | Percentage |
| 0 | 不適用 | 0 | |
| 1 | 從不如此 | 254 | <div><div></div></div> 74.3% |
| 2 | 偶爾如此 | 71 | <div><div></div></div> 20.8% |
| 3 | 有時如此 | 12 | <div><div></div></div> 3.5% |
| 4 | 經常如此 | 5 | <div><div></div></div> 1.5% |
| 9 | 未填答 | 0 | |
| Warning: these figures indicate the number of cases found in the data file. They cannot be interpreted as summary statistics of the population of interest. | | | |
| # wbadme18: 先生對您:在孩子面前對我發脾氣(無子女者請圈0) | | | |
| Information | [Type= discrete] [Format=numeric] [Range= 0-9] [Missing=*] | | |
| Statistics [NW/ W] | [Valid=342 /-] [Invalid=0 /-] | | |
| Value | Label | Cases | Percentage |
| 0 | 不適用 | 52 | <div><div></div></div> 15.2% |
| 1 | 從不如此 | 173 | <div><div></div></div> 50.6% |
| 2 | 偶爾如此 | 86 | <div><div></div></div> 25.1% |
| 3 | 有時如此 | 21 | <div><div></div></div> 6.1% |
| 4 | 經常如此 | 9 | <div><div></div></div> 2.6% |
| 9 | 未填答 | 1 | <div><div></div></div> 0.3% |
| Warning: these figures indicate the number of cases found in the data file. They cannot be interpreted as summary statistics of the population of interest. | | | |
| # wbadme19: 先生對您:干預我管孩子。 | | | |
| Information | [Type= discrete] [Format=numeric] [Range= 0-9] [Missing=*] | | |
| Statistics [NW/ W] | [Valid=342 /-] [Invalid=0 /-] | | |
| Value | Label | Cases | Percentage |
| 0 | 不適用 | 53 | <div><div></div></div> 15.5% |
| 1 | 從不如此 | 163 | <div><div></div></div> 47.7% |
| 2 | 偶爾如此 | 108 | <div><div></div></div> 31.6% |
| 3 | 有時如此 | 13 | <div><div></div></div> 3.8% |
| 4 | 經常如此 | 5 | <div><div></div></div> 1.5% |
| 9 | 未填答 | 0 | |
| Warning: these figures indicate the number of cases found in the data file. They cannot be interpreted as summary statistics of the population of interest. | | | |
| # wbadme20: 先生對您:當著孩子批評我 | | | |
| Information | [Type= discrete] [Format=numeric] [Range= 0-9] [Missing=*] | | |
| Statistics [NW/ W] | [Valid=342 /-] [Invalid=0 /-] | | |
| Value | Label | Cases | Percentage |
| 0 | 不適用 | 53 | <div><div></div></div> 15.5% |
| 1 | 從不如此 | 193 | <div><div></div></div> 56.4% |
| 2 | 偶爾如此 | 72 | <div><div></div></div> 21.1% |
| 3 | 有時如此 | 18 | <div><div></div></div> 5.3% |
| 4 | 經常如此 | 6 | <div><div></div></div> 1.8% |
| 9 | 未填答 | 0 | |
| Warning: these figures indicate the number of cases found in the data file. They cannot be interpreted as summary statistics of the population of interest. | | | |

| # wbadhe1: 您對先生:不關心他。 | | | |
|---|--|-------|------------------------------|
| Information | [Type= discrete] [Format=numeric] [Range= 0-9] [Missing=*] | | |
| Statistics [NW/ W] | [Valid=342 /-] [Invalid=0 /-] | | |
| Value | Label | Cases | Percentage |
| 0 | 不適用 | 0 | |
| 1 | 從不如此 | 209 | <div><div></div></div> 61.1% |
| 2 | 偶爾如此 | 96 | <div><div></div></div> 28.1% |
| 3 | 有時如此 | 31 | <div><div></div></div> 9.1% |
| 4 | 經常如此 | 3 | <div><div></div></div> 0.9% |
| 9 | 未填答 | 3 | <div><div></div></div> 0.9% |
| Warning: these figures indicate the number of cases found in the data file. They cannot be interpreted as summary statistics of the population of interest. | | | |
| # wbadhe2: 您對先生:忽視他的感受。 | | | |
| Information | [Type= discrete] [Format=numeric] [Range= 0-9] [Missing=*] | | |
| Statistics [NW/ W] | [Valid=342 /-] [Invalid=0 /-] | | |
| Value | Label | Cases | Percentage |
| 0 | 不適用 | 0 | |
| 1 | 從不如此 | 164 | <div><div></div></div> 48.0% |
| 2 | 偶爾如此 | 143 | <div><div></div></div> 41.8% |
| 3 | 有時如此 | 28 | <div><div></div></div> 8.2% |
| 4 | 經常如此 | 4 | <div><div></div></div> 1.2% |
| 9 | 未填答 | 3 | <div><div></div></div> 0.9% |
| Warning: these figures indicate the number of cases found in the data file. They cannot be interpreted as summary statistics of the population of interest. | | | |
| # wbadhe3: 您對先生:不體貼他。 | | | |
| Information | [Type= discrete] [Format=numeric] [Range= 0-9] [Missing=*] | | |
| Statistics [NW/ W] | [Valid=342 /-] [Invalid=0 /-] | | |
| Value | Label | Cases | Percentage |
| 0 | 不適用 | 0 | |
| 1 | 從不如此 | 175 | <div><div></div></div> 51.2% |
| 2 | 偶爾如此 | 133 | <div><div></div></div> 38.9% |
| 3 | 有時如此 | 24 | <div><div></div></div> 7.0% |
| 4 | 經常如此 | 7 | <div><div></div></div> 2.0% |
| 9 | 未填答 | 3 | <div><div></div></div> 0.9% |
| Warning: these figures indicate the number of cases found in the data file. They cannot be interpreted as summary statistics of the population of interest. | | | |
| # wbadhe4: 您對先生:不想和他在一起。 | | | |
| Information | [Type= discrete] [Format=numeric] [Range= 0-9] [Missing=*] | | |
| Statistics [NW/ W] | [Valid=342 /-] [Invalid=0 /-] | | |
| Value | Label | Cases | Percentage |
| 0 | 不適用 | 0 | |
| 1 | 從不如此 | 238 | <div><div></div></div> 69.6% |
| 2 | 偶爾如此 | 70 | <div><div></div></div> 20.5% |
| 3 | 有時如此 | 19 | <div><div></div></div> 5.6% |
| 4 | 經常如此 | 12 | <div><div></div></div> 3.5% |
| 9 | 未填答 | 3 | <div><div></div></div> 0.9% |
| Warning: these figures indicate the number of cases found in the data file. They cannot be interpreted as summary statistics of the population of interest. | | | |

| # wbadhe5: 您對先生:跟他吵架。 | | | |
|--|-------|--|-------------------|
| Information | | [Type= discrete] [Format=numeric] [Range= 0-9] [Missing=*] | |
| Statistics [NW/ W] | | [Valid=342 /-] [Invalid=0 /-] | |
| Value | Label | Cases | Percentage |
| 0 | 不適用 | 0 | |
| 1 | 從不如此 | 143 | <div></div> 41.8% |
| 2 | 偶爾如此 | 148 | <div></div> 43.3% |
| 3 | 有時如此 | 40 | <div></div> 11.7% |
| 4 | 經常如此 | 8 | <div></div> 2.3% |
| 9 | 未填答 | 3 | <div></div> 0.9% |
| <i>Warning: these figures indicate the number of cases found in the data file. They cannot be interpreted as summary statistics of the population of interest.</i> | | | |
| # wbadhe6: 您對先生:對他動粗。 | | | |
| Information | | [Type= discrete] [Format=numeric] [Range= 0-9] [Missing=*] | |
| Statistics [NW/ W] | | [Valid=342 /-] [Invalid=0 /-] | |
| Value | Label | Cases | Percentage |
| 0 | 不適用 | 0 | |
| 1 | 從不如此 | 310 | <div></div> 90.6% |
| 2 | 偶爾如此 | 20 | <div></div> 5.8% |
| 3 | 有時如此 | 9 | <div></div> 2.6% |
| 4 | 經常如此 | 0 | |
| 9 | 未填答 | 3 | <div></div> 0.9% |
| <i>Warning: these figures indicate the number of cases found in the data file. They cannot be interpreted as summary statistics of the population of interest.</i> | | | |

| # wbadhe7: 您對先生:對他發脾氣。 | | | |
|---|--|-------|------------------------------|
| Information | [Type= discrete] [Format=numeric] [Range= 0-9] [Missing=*] | | |
| Statistics [NW/ W] | [Valid=342 /-] [Invalid=0 /-] | | |
| Value | Label | Cases | Percentage |
| 0 | 不適用 | 0 | |
| 1 | 從不如此 | 136 | <div><div></div></div> 39.8% |
| 2 | 偶爾如此 | 150 | <div><div></div></div> 43.9% |
| 3 | 有時如此 | 42 | <div><div></div></div> 12.3% |
| 4 | 經常如此 | 11 | <div><div></div></div> 3.2% |
| 9 | 未填答 | 3 | <div><div></div></div> 0.9% |
| Warning: these figures indicate the number of cases found in the data file. They cannot be interpreted as summary statistics of the population of interest. | | | |
| # wbadhe8: 您對先生:對他大吼大叫。 | | | |
| Information | [Type= discrete] [Format=numeric] [Range= 0-9] [Missing=*] | | |
| Statistics [NW/ W] | [Valid=342 /-] [Invalid=0 /-] | | |
| Value | Label | Cases | Percentage |
| 0 | 不適用 | 0 | |
| 1 | 從不如此 | 211 | <div><div></div></div> 61.7% |
| 2 | 偶爾如此 | 96 | <div><div></div></div> 28.1% |
| 3 | 有時如此 | 27 | <div><div></div></div> 7.9% |
| 4 | 經常如此 | 5 | <div><div></div></div> 1.5% |
| 9 | 未填答 | 3 | <div><div></div></div> 0.9% |
| Warning: these figures indicate the number of cases found in the data file. They cannot be interpreted as summary statistics of the population of interest. | | | |
| # wbadhe9: 您對先生:要他去做他不想做的事。 | | | |
| Information | [Type= discrete] [Format=numeric] [Range= 0-9] [Missing=*] | | |
| Statistics [NW/ W] | [Valid=342 /-] [Invalid=0 /-] | | |
| Value | Label | Cases | Percentage |
| 0 | 不適用 | 0 | |
| 1 | 從不如此 | 188 | <div><div></div></div> 55.0% |
| 2 | 偶爾如此 | 122 | <div><div></div></div> 35.7% |
| 3 | 有時如此 | 24 | <div><div></div></div> 7.0% |
| 4 | 經常如此 | 5 | <div><div></div></div> 1.5% |
| 9 | 未填答 | 3 | <div><div></div></div> 0.9% |
| Warning: these figures indicate the number of cases found in the data file. They cannot be interpreted as summary statistics of the population of interest. | | | |
| # wbadhe10: 您對先生:在他處理重要事情時,會打斷他。 | | | |
| Information | [Type= discrete] [Format=numeric] [Range= 0-9] [Missing=*] | | |
| Statistics [NW/ W] | [Valid=342 /-] [Invalid=0 /-] | | |
| Value | Label | Cases | Percentage |
| 0 | 不適用 | 0 | |
| 1 | 從不如此 | 206 | <div><div></div></div> 60.2% |
| 2 | 偶爾如此 | 112 | <div><div></div></div> 32.7% |
| 3 | 有時如此 | 16 | <div><div></div></div> 4.7% |
| 4 | 經常如此 | 4 | <div><div></div></div> 1.2% |
| 9 | 未填答 | 4 | <div><div></div></div> 1.2% |
| Warning: these figures indicate the number of cases found in the data file. They cannot be interpreted as summary statistics of the population of interest. | | | |

| # wbadhe11: 您對先生:對他捧東西。 | | | |
|---|--|-------|-------------------|
| Information | [Type= discrete] [Format=numeric] [Range= 0-9] [Missing=*] | | |
| Statistics [NW/ W] | [Valid=342 /-] [Invalid=0 /-] | | |
| Value | Label | Cases | Percentage |
| 0 | 不適用 | 0 | |
| 1 | 從不如此 | 300 | <div></div> 87.7% |
| 2 | 偶爾如此 | 32 | <div></div> 9.4% |
| 3 | 有時如此 | 7 | <div></div> 2.0% |
| 4 | 經常如此 | 0 | |
| 9 | 未填答 | 3 | <div></div> 0.9% |
| Warning: these figures indicate the number of cases found in the data file. They cannot be interpreted as summary statistics of the population of interest. | | | |
| # wbadhe12: 您對先生:對他很粗魯。 | | | |
| Information | [Type= discrete] [Format=numeric] [Range= 0-9] [Missing=*] | | |
| Statistics [NW/ W] | [Valid=342 /-] [Invalid=0 /-] | | |
| Value | Label | Cases | Percentage |
| 0 | 不適用 | 0 | |
| 1 | 從不如此 | 288 | <div></div> 84.2% |
| 2 | 偶爾如此 | 44 | <div></div> 12.9% |
| 3 | 有時如此 | 5 | <div></div> 1.5% |
| 4 | 經常如此 | 2 | <div></div> 0.6% |
| 9 | 未填答 | 3 | <div></div> 0.9% |
| Warning: these figures indicate the number of cases found in the data file. They cannot be interpreted as summary statistics of the population of interest. | | | |
| # wbadhe13: 您對先生:對他沒耐心。 | | | |
| Information | [Type= discrete] [Format=numeric] [Range= 0-9] [Missing=*] | | |
| Statistics [NW/ W] | [Valid=342 /-] [Invalid=0 /-] | | |
| Value | Label | Cases | Percentage |
| 0 | 不適用 | 0 | |
| 1 | 從不如此 | 173 | <div></div> 50.6% |
| 2 | 偶爾如此 | 134 | <div></div> 39.2% |
| 3 | 有時如此 | 25 | <div></div> 7.3% |
| 4 | 經常如此 | 7 | <div></div> 2.0% |
| 9 | 未填答 | 3 | <div></div> 0.9% |
| Warning: these figures indicate the number of cases found in the data file. They cannot be interpreted as summary statistics of the population of interest. | | | |
| # wbadhe14: 您對先生:不讓他把話說完。 | | | |
| Information | [Type= discrete] [Format=numeric] [Range= 0-9] [Missing=*] | | |
| Statistics [NW/ W] | [Valid=342 /-] [Invalid=0 /-] | | |
| Value | Label | Cases | Percentage |
| 0 | 不適用 | 0 | |
| 1 | 從不如此 | 213 | <div></div> 62.3% |
| 2 | 偶爾如此 | 104 | <div></div> 30.4% |
| 3 | 有時如此 | 18 | <div></div> 5.3% |
| 4 | 經常如此 | 4 | <div></div> 1.2% |
| 9 | 未填答 | 3 | <div></div> 0.9% |
| Warning: these figures indicate the number of cases found in the data file. They cannot be interpreted as summary statistics of the population of interest. | | | |

| # wbadhe15: 您對先生: 批評他。 | | | |
|---|--|-------|------------------------------|
| Information | [Type= discrete] [Format=numeric] [Range= 0-9] [Missing=*] | | |
| Statistics [NW/ W] | [Valid=342 /-] [Invalid=0 /-] | | |
| Value | Label | Cases | Percentage |
| 0 | 不適用 | 0 | |
| 1 | 從不如此 | 198 | <div><div></div></div> 57.9% |
| 2 | 偶爾如此 | 118 | <div><div></div></div> 34.5% |
| 3 | 有時如此 | 17 | <div><div></div></div> 5.0% |
| 4 | 經常如此 | 6 | <div><div></div></div> 1.8% |
| 9 | 未填答 | 3 | <div><div></div></div> 0.9% |
| Warning: these figures indicate the number of cases found in the data file. They cannot be interpreted as summary statistics of the population of interest. | | | |
| # wbadhe16: 您對先生: 嘲笑他。 | | | |
| Information | [Type= discrete] [Format=numeric] [Range= 0-9] [Missing=*] | | |
| Statistics [NW/ W] | [Valid=342 /-] [Invalid=0 /-] | | |
| Value | Label | Cases | Percentage |
| 0 | 不適用 | 0 | |
| 1 | 從不如此 | 278 | <div><div></div></div> 81.3% |
| 2 | 偶爾如此 | 47 | <div><div></div></div> 13.7% |
| 3 | 有時如此 | 13 | <div><div></div></div> 3.8% |
| 4 | 經常如此 | 1 | <div><div></div></div> 0.3% |
| 9 | 未填答 | 3 | <div><div></div></div> 0.9% |
| Warning: these figures indicate the number of cases found in the data file. They cannot be interpreted as summary statistics of the population of interest. | | | |
| # wbadhe17: 您對先生: 對他冷言冷語。 | | | |
| Information | [Type= discrete] [Format=numeric] [Range= 0-9] [Missing=*] | | |
| Statistics [NW/ W] | [Valid=342 /-] [Invalid=0 /-] | | |
| Value | Label | Cases | Percentage |
| 0 | 不適用 | 0 | |
| 1 | 從不如此 | 255 | <div><div></div></div> 74.6% |
| 2 | 偶爾如此 | 73 | <div><div></div></div> 21.3% |
| 3 | 有時如此 | 10 | <div><div></div></div> 2.9% |
| 4 | 經常如此 | 1 | <div><div></div></div> 0.3% |
| 9 | 未填答 | 3 | <div><div></div></div> 0.9% |
| Warning: these figures indicate the number of cases found in the data file. They cannot be interpreted as summary statistics of the population of interest. | | | |
| # wbadhe18: 您對先生: 在孩子面前對他發脾氣(無子女者請圈0) | | | |
| Information | [Type= discrete] [Format=numeric] [Range= 0-9] [Missing=*] | | |
| Statistics [NW/ W] | [Valid=342 /-] [Invalid=0 /-] | | |
| Value | Label | Cases | Percentage |
| 0 | 不適用 | 50 | <div><div></div></div> 14.6% |
| 1 | 從不如此 | 155 | <div><div></div></div> 45.3% |
| 2 | 偶爾如此 | 114 | <div><div></div></div> 33.3% |
| 3 | 有時如此 | 15 | <div><div></div></div> 4.4% |
| 4 | 經常如此 | 5 | <div><div></div></div> 1.5% |
| 9 | 未填答 | 3 | <div><div></div></div> 0.9% |
| Warning: these figures indicate the number of cases found in the data file. They cannot be interpreted as summary statistics of the population of interest. | | | |

| # wbadhe19: 您對先生:干預他管孩子。 | | | |
|---|--|-------|------------------------------|
| Information | [Type= discrete] [Format=numeric] [Range= 0-9] [Missing=*] | | |
| Statistics [NW/ W] | [Valid=342 /-] [Invalid=0 /-] | | |
| Value | Label | Cases | Percentage |
| 0 | 不適用 | 48 | <div><div></div></div> 14.0% |
| 1 | 從不如此 | 165 | <div><div></div></div> 48.2% |
| 2 | 偶爾如此 | 108 | <div><div></div></div> 31.6% |
| 3 | 有時如此 | 13 | <div><div></div></div> 3.8% |
| 4 | 經常如此 | 5 | <div><div></div></div> 1.5% |
| 9 | 未填答 | 3 | <div><div></div></div> 0.9% |
| Warning: these figures indicate the number of cases found in the data file. They cannot be interpreted as summary statistics of the population of interest. | | | |
| # wbadhe20: 您對先生:當著孩子批評他 | | | |
| Information | [Type= discrete] [Format=numeric] [Range= 0-9] [Missing=*] | | |
| Statistics [NW/ W] | [Valid=342 /-] [Invalid=0 /-] | | |
| Value | Label | Cases | Percentage |
| 0 | 不適用 | 50 | <div><div></div></div> 14.6% |
| 1 | 從不如此 | 190 | <div><div></div></div> 55.6% |
| 2 | 偶爾如此 | 82 | <div><div></div></div> 24.0% |
| 3 | 有時如此 | 14 | <div><div></div></div> 4.1% |
| 4 | 經常如此 | 3 | <div><div></div></div> 0.9% |
| 9 | 未填答 | 3 | <div><div></div></div> 0.9% |
| Warning: these figures indicate the number of cases found in the data file. They cannot be interpreted as summary statistics of the population of interest. | | | |
| # wsexlife1: 先生和我對性生活的觀念很相似 | | | |
| Information | [Type= discrete] [Format=numeric] [Range= 1-9] [Missing=*] | | |
| Statistics [NW/ W] | [Valid=342 /-] [Invalid=0 /-] | | |
| Value | Label | Cases | Percentage |
| 1 | 很不符合 | 8 | <div><div></div></div> 2.3% |
| 2 | 不太符合 | 55 | <div><div></div></div> 16.1% |
| 3 | 還算符合 | 218 | <div><div></div></div> 63.7% |
| 4 | 很符合 | 54 | <div><div></div></div> 15.8% |
| 9 | 未填答 | 7 | <div><div></div></div> 2.0% |
| Warning: these figures indicate the number of cases found in the data file. They cannot be interpreted as summary statistics of the population of interest. | | | |
| # wsexlife2: 先生和我在性生活上的喜好相近 | | | |
| Information | [Type= discrete] [Format=numeric] [Range= 1-9] [Missing=*] | | |
| Statistics [NW/ W] | [Valid=342 /-] [Invalid=0 /-] | | |
| Value | Label | Cases | Percentage |
| 1 | 很不符合 | 8 | <div><div></div></div> 2.3% |
| 2 | 不太符合 | 57 | <div><div></div></div> 16.7% |
| 3 | 還算符合 | 216 | <div><div></div></div> 63.2% |
| 4 | 很符合 | 54 | <div><div></div></div> 15.8% |
| 9 | 未填答 | 7 | <div><div></div></div> 2.0% |
| Warning: these figures indicate the number of cases found in the data file. They cannot be interpreted as summary statistics of the population of interest. | | | |
| # wsexlife3: 我很難接受先生對性的想法和觀念 | | | |
| Information | [Type= discrete] [Format=numeric] [Range= 1-9] [Missing=*] | | |

| # wsexlife3: 我很難接受先生對性的想法和觀念 | | | |
|---|--|-------|------------------------------|
| Statistics [NW/ W] | [Valid=342 /-] [Invalid=0 /-] | | |
| Value | Label | Cases | Percentage |
| 1 | 很不符合 | 109 | <div><div></div></div> 31.9% |
| 2 | 不太符合 | 146 | <div><div></div></div> 42.7% |
| 3 | 還算符合 | 65 | <div><div></div></div> 19.0% |
| 4 | 很符合 | 14 | <div><div></div></div> 4.1% |
| 9 | 未填答 | 8 | <div><div></div></div> 2.3% |
| Warning: these figures indicate the number of cases found in the data file. They cannot be interpreted as summary statistics of the population of interest. | | | |
| # wsexlife4: 婚姻關係中, 先生把性生活看得太重要 | | | |
| Information | [Type= discrete] [Format=numeric] [Range= 1-9] [Missing=*] | | |
| Statistics [NW/ W] | [Valid=342 /-] [Invalid=0 /-] | | |
| Value | Label | Cases | Percentage |
| 1 | 很不符合 | 90 | <div><div></div></div> 26.3% |
| 2 | 不太符合 | 169 | <div><div></div></div> 49.4% |
| 3 | 還算符合 | 62 | <div><div></div></div> 18.1% |
| 4 | 很符合 | 13 | <div><div></div></div> 3.8% |
| 9 | 未填答 | 8 | <div><div></div></div> 2.3% |
| Warning: these figures indicate the number of cases found in the data file. They cannot be interpreted as summary statistics of the population of interest. | | | |
| # wsexlife5: 先生忽視我們的性生活 | | | |
| Information | [Type= discrete] [Format=numeric] [Range= 1-9] [Missing=*] | | |
| Statistics [NW/ W] | [Valid=342 /-] [Invalid=0 /-] | | |
| Value | Label | Cases | Percentage |
| 1 | 很不符合 | 144 | <div><div></div></div> 42.1% |
| 2 | 不太符合 | 155 | <div><div></div></div> 45.3% |
| 3 | 還算符合 | 29 | <div><div></div></div> 8.5% |
| 4 | 很符合 | 7 | <div><div></div></div> 2.0% |
| 9 | 未填答 | 7 | <div><div></div></div> 2.0% |
| Warning: these figures indicate the number of cases found in the data file. They cannot be interpreted as summary statistics of the population of interest. | | | |
| # wsexlife6: 先生對性生活的需求超過我的負荷 | | | |
| Information | [Type= discrete] [Format=numeric] [Range= 1-9] [Missing=*] | | |
| Statistics [NW/ W] | [Valid=342 /-] [Invalid=0 /-] | | |
| Value | Label | Cases | Percentage |
| 1 | 很不符合 | 125 | <div><div></div></div> 36.5% |
| 2 | 不太符合 | 151 | <div><div></div></div> 44.2% |
| 3 | 還算符合 | 50 | <div><div></div></div> 14.6% |
| 4 | 很符合 | 7 | <div><div></div></div> 2.0% |
| 9 | 未填答 | 9 | <div><div></div></div> 2.6% |
| Warning: these figures indicate the number of cases found in the data file. They cannot be interpreted as summary statistics of the population of interest. | | | |
| # wsexlife7: 對於先生希望做的某些性行為, 我覺得不舒服 | | | |
| Information | [Type= discrete] [Format=numeric] [Range= 1-9] [Missing=*] | | |
| Statistics [NW/ W] | [Valid=342 /-] [Invalid=0 /-] | | |
| Value | Label | Cases | Percentage |
| 1 | 很不符合 | 131 | <div><div></div></div> 38.3% |

| # wsexlife7: 對於先生希望做的某些性行為,我覺得不舒服 | | | |
|---|--|-------|------------------------------|
| Value | Label | Cases | Percentage |
| 2 | 不太符合 | 154 | <div><div></div></div> 45.0% |
| 3 | 還算符合 | 42 | <div><div></div></div> 12.3% |
| 4 | 很符合 | 6 | <div><div></div></div> 1.8% |
| 9 | 未填答 | 9 | <div><div></div></div> 2.6% |
| Warning: these figures indicate the number of cases found in the data file. They cannot be interpreted as summary statistics of the population of interest. | | | |
| # wsexlife8: 我想嘗試不同的性事時,先生會不願意配合 | | | |
| Information | [Type= discrete] [Format=numeric] [Range= 1-9] [Missing=*] | | |
| Statistics [NW/ W] | [Valid=342 /-] [Invalid=0 /-] | | |
| Value | Label | Cases | Percentage |
| 1 | 很不符合 | 166 | <div><div></div></div> 48.5% |
| 2 | 不太符合 | 138 | <div><div></div></div> 40.4% |
| 3 | 還算符合 | 26 | <div><div></div></div> 7.6% |
| 4 | 很符合 | 3 | <div><div></div></div> 0.9% |
| 9 | 未填答 | 9 | <div><div></div></div> 2.6% |
| Warning: these figures indicate the number of cases found in the data file. They cannot be interpreted as summary statistics of the population of interest. | | | |
| # wsexlife9: 先生和我對於性行為的次數,意見不一致 | | | |
| Information | [Type= discrete] [Format=numeric] [Range= 1-9] [Missing=*] | | |
| Statistics [NW/ W] | [Valid=342 /-] [Invalid=0 /-] | | |
| Value | Label | Cases | Percentage |
| 1 | 很不符合 | 118 | <div><div></div></div> 34.5% |
| 2 | 不太符合 | 133 | <div><div></div></div> 38.9% |
| 3 | 還算符合 | 69 | <div><div></div></div> 20.2% |
| 4 | 很符合 | 14 | <div><div></div></div> 4.1% |
| 9 | 未填答 | 8 | <div><div></div></div> 2.3% |
| Warning: these figures indicate the number of cases found in the data file. They cannot be interpreted as summary statistics of the population of interest. | | | |
| # wsexlife10: 我無法滿足先生的性需求 | | | |
| Information | [Type= discrete] [Format=numeric] [Range= 1-9] [Missing=*] | | |
| Statistics [NW/ W] | [Valid=342 /-] [Invalid=0 /-] | | |
| Value | Label | Cases | Percentage |
| 1 | 很不符合 | 133 | <div><div></div></div> 38.9% |
| 2 | 不太符合 | 143 | <div><div></div></div> 41.8% |
| 3 | 還算符合 | 46 | <div><div></div></div> 13.5% |
| 4 | 很符合 | 12 | <div><div></div></div> 3.5% |
| 9 | 未填答 | 8 | <div><div></div></div> 2.3% |
| Warning: these figures indicate the number of cases found in the data file. They cannot be interpreted as summary statistics of the population of interest. | | | |
| # wsexlife11: 我對先生很有「性」趣 | | | |
| Information | [Type= discrete] [Format=numeric] [Range= 1-9] [Missing=*] | | |
| Statistics [NW/ W] | [Valid=342 /-] [Invalid=0 /-] | | |
| Value | Label | Cases | Percentage |
| 1 | 很不符合 | 28 | <div><div></div></div> 8.2% |
| 2 | 不太符合 | 82 | <div><div></div></div> 24.0% |
| 3 | 還算符合 | 182 | <div><div></div></div> 53.2% |

| # wsexlife11: 我對先生很有「性」趣 | | | |
|---|--|-------|------------------------------|
| Value | Label | Cases | Percentage |
| 4 | 很符合 | 42 | <div><div></div></div> 12.3% |
| 9 | 未填答 | 8 | <div><div></div></div> 2.3% |
| Warning: these figures indicate the number of cases found in the data file. They cannot be interpreted as summary statistics of the population of interest. | | | |
| # wsexlife12: 我覺得先生對我很有「性」趣 | | | |
| Information | [Type= discrete] [Format=numeric] [Range= 1-9] [Missing=*] | | |
| Statistics [NW/ W] | [Valid=342 /-] [Invalid=0 /-] | | |
| Value | Label | Cases | Percentage |
| 1 | 很不符合 | 17 | <div><div></div></div> 5.0% |
| 2 | 不太符合 | 56 | <div><div></div></div> 16.4% |
| 3 | 還算符合 | 205 | <div><div></div></div> 59.9% |
| 4 | 很符合 | 54 | <div><div></div></div> 15.8% |
| 9 | 未填答 | 10 | <div><div></div></div> 2.9% |
| Warning: these figures indicate the number of cases found in the data file. They cannot be interpreted as summary statistics of the population of interest. | | | |
| # wsexlife13: 在性生活上, 先生能令我滿足 | | | |
| Information | [Type= discrete] [Format=numeric] [Range= 1-9] [Missing=*] | | |
| Statistics [NW/ W] | [Valid=342 /-] [Invalid=0 /-] | | |
| Value | Label | Cases | Percentage |
| 1 | 很不符合 | 14 | <div><div></div></div> 4.1% |
| 2 | 不太符合 | 32 | <div><div></div></div> 9.4% |
| 3 | 還算符合 | 210 | <div><div></div></div> 61.4% |
| 4 | 很符合 | 79 | <div><div></div></div> 23.1% |
| 9 | 未填答 | 7 | <div><div></div></div> 2.0% |
| Warning: these figures indicate the number of cases found in the data file. They cannot be interpreted as summary statistics of the population of interest. | | | |
| # wsexlife14: 我和先生在性生活上配合得很好 | | | |
| Information | [Type= discrete] [Format=numeric] [Range= 1-9] [Missing=*] | | |
| Statistics [NW/ W] | [Valid=342 /-] [Invalid=0 /-] | | |
| Value | Label | Cases | Percentage |
| 1 | 很不符合 | 11 | <div><div></div></div> 3.2% |
| 2 | 不太符合 | 43 | <div><div></div></div> 12.6% |
| 3 | 還算符合 | 215 | <div><div></div></div> 62.9% |
| 4 | 很符合 | 65 | <div><div></div></div> 19.0% |
| 9 | 未填答 | 8 | <div><div></div></div> 2.3% |
| Warning: these figures indicate the number of cases found in the data file. They cannot be interpreted as summary statistics of the population of interest. | | | |
| # wsexlife15: 我喜歡先生在性生活中的表現 | | | |
| Information | [Type= discrete] [Format=numeric] [Range= 1-9] [Missing=*] | | |
| Statistics [NW/ W] | [Valid=342 /-] [Invalid=0 /-] | | |
| Value | Label | Cases | Percentage |
| 1 | 很不符合 | 11 | <div><div></div></div> 3.2% |
| 2 | 不太符合 | 33 | <div><div></div></div> 9.6% |
| 3 | 還算符合 | 204 | <div><div></div></div> 59.6% |
| 4 | 很符合 | 85 | <div><div></div></div> 24.9% |
| 9 | 未填答 | 9 | <div><div></div></div> 2.6% |

| | | | |
|---|--|-------|------------|
| # wsexlife15: 我喜歡先生在性生活上的表現 | | | |
| Warning: these figures indicate the number of cases found in the data file. They cannot be interpreted as summary statistics of the population of interest. | | | |
| # wrela1: 我跟我先生的關係很穩定 | | | |
| Information | [Type= discrete] [Format=numeric] [Range= 1-9] [Missing=*] | | |
| Statistics [NW/ W] | [Valid=342 /-] [Invalid=0 /-] | | |
| Value | Label | Cases | Percentage |
| 1 | 很不符合 | 3 | 0.9% |
| 2 | 不太符合 | 13 | 3.8% |
| 3 | 還算符合 | 150 | 43.9% |
| 4 | 很符合 | 176 | 51.5% |
| 9 | 未填答 | 0 | |
| Warning: these figures indicate the number of cases found in the data file. They cannot be interpreted as summary statistics of the population of interest. | | | |
| # wrela2: 我的婚姻生活充滿了愛和關懷 | | | |
| Information | [Type= discrete] [Format=numeric] [Range= 1-9] [Missing=*] | | |
| Statistics [NW/ W] | [Valid=342 /-] [Invalid=0 /-] | | |
| Value | Label | Cases | Percentage |
| 1 | 很不符合 | 8 | 2.3% |
| 2 | 不太符合 | 29 | 8.5% |
| 3 | 還算符合 | 159 | 46.5% |
| 4 | 很符合 | 146 | 42.7% |
| 9 | 未填答 | 0 | |
| Warning: these figures indicate the number of cases found in the data file. They cannot be interpreted as summary statistics of the population of interest. | | | |
| # wrela3: 我先生會讓我感到緊張 | | | |
| Information | [Type= discrete] [Format=numeric] [Range= 1-9] [Missing=*] | | |
| Statistics [NW/ W] | [Valid=342 /-] [Invalid=0 /-] | | |
| Value | Label | Cases | Percentage |
| 1 | 很不符合 | 135 | 39.5% |
| 2 | 不太符合 | 130 | 38.0% |
| 3 | 還算符合 | 58 | 17.0% |
| 4 | 很符合 | 19 | 5.6% |
| 9 | 未填答 | 0 | |
| Warning: these figures indicate the number of cases found in the data file. They cannot be interpreted as summary statistics of the population of interest. | | | |
| # wrela4: 就算有再大的困難,我也不會離開他 | | | |
| Information | [Type= discrete] [Format=numeric] [Range= 0-9] [Missing=*] | | |
| Statistics [NW/ W] | [Valid=342 /-] [Invalid=0 /-] | | |
| Value | Label | Cases | Percentage |
| 0 | 不適用 | 1 | 0.3% |
| 1 | 很不符合 | 12 | 3.5% |
| 2 | 不太符合 | 34 | 9.9% |
| 3 | 還算符合 | 132 | 38.6% |
| 4 | 很符合 | 163 | 47.7% |
| 9 | 未填答 | 0 | |
| Warning: these figures indicate the number of cases found in the data file. They cannot be interpreted as summary statistics of the population of interest. | | | |

| # wrela5: 在婚姻中,我的需要得到滿足 | | | |
|---|--|-------|------------------------------|
| Information | [Type= discrete] [Format=numeric] [Range= 1-9] [Missing=*] | | |
| Statistics [NW/ W] | [Valid=342 /-] [Invalid=0 /-] | | |
| Value | Label | Cases | Percentage |
| 1 | 很不符合 | 7 | <div><div></div></div> 2.0% |
| 2 | 不太符合 | 48 | <div><div></div></div> 14.0% |
| 3 | 還算符合 | 172 | <div><div></div></div> 50.3% |
| 4 | 很符合 | 114 | <div><div></div></div> 33.3% |
| 9 | 未填答 | 1 | <div><div></div></div> 0.3% |
| Warning: these figures indicate the number of cases found in the data file. They cannot be interpreted as summary statistics of the population of interest. | | | |
| # wrela6: 在婚姻生活中,我感到寂寞 | | | |
| Information | [Type= discrete] [Format=numeric] [Range= 1-9] [Missing=*] | | |
| Statistics [NW/ W] | [Valid=342 /-] [Invalid=0 /-] | | |
| Value | Label | Cases | Percentage |
| 1 | 很不符合 | 143 | <div><div></div></div> 41.8% |
| 2 | 不太符合 | 148 | <div><div></div></div> 43.3% |
| 3 | 還算符合 | 43 | <div><div></div></div> 12.6% |
| 4 | 很符合 | 8 | <div><div></div></div> 2.3% |
| 9 | 未填答 | 0 | |
| Warning: these figures indicate the number of cases found in the data file. They cannot be interpreted as summary statistics of the population of interest. | | | |
| # wrela7: 我的婚姻生活毫無價值 | | | |
| Information | [Type= discrete] [Format=numeric] [Range= 1-9] [Missing=*] | | |
| Statistics [NW/ W] | [Valid=342 /-] [Invalid=0 /-] | | |
| Value | Label | Cases | Percentage |
| 1 | 很不符合 | 205 | <div><div></div></div> 59.9% |
| 2 | 不太符合 | 111 | <div><div></div></div> 32.5% |
| 3 | 還算符合 | 20 | <div><div></div></div> 5.8% |
| 4 | 很符合 | 6 | <div><div></div></div> 1.8% |
| 9 | 未填答 | 0 | |
| Warning: these figures indicate the number of cases found in the data file. They cannot be interpreted as summary statistics of the population of interest. | | | |
| # wrela8: 我婚姻生活的氣氛很沉悶枯燥 | | | |
| Information | [Type= discrete] [Format=numeric] [Range= 1-9] [Missing=*] | | |
| Statistics [NW/ W] | [Valid=342 /-] [Invalid=0 /-] | | |
| Value | Label | Cases | Percentage |
| 1 | 很不符合 | 175 | <div><div></div></div> 51.2% |
| 2 | 不太符合 | 130 | <div><div></div></div> 38.0% |
| 3 | 還算符合 | 34 | <div><div></div></div> 9.9% |
| 4 | 很符合 | 3 | <div><div></div></div> 0.9% |
| 9 | 未填答 | 0 | |
| Warning: these figures indicate the number of cases found in the data file. They cannot be interpreted as summary statistics of the population of interest. | | | |
| # wrela9: 我的婚姻生活很充實 | | | |
| Information | [Type= discrete] [Format=numeric] [Range= 1-9] [Missing=*] | | |
| Statistics [NW/ W] | [Valid=342 /-] [Invalid=0 /-] | | |

| # wrela9: 我的婚姻生活很充實 | | | | |
|---|--|-------|------------------------|-------|
| Value | Label | Cases | Percentage | |
| 1 | 很不符合 | 9 | <div><div></div></div> | 2.6% |
| 2 | 不太符合 | 47 | <div><div></div></div> | 13.7% |
| 3 | 還算符合 | 172 | <div><div></div></div> | 50.3% |
| 4 | 很符合 | 114 | <div><div></div></div> | 33.3% |
| 9 | 未填答 | 0 | | |
| Warning: these figures indicate the number of cases found in the data file. They cannot be interpreted as summary statistics of the population of interest. | | | | |
| # wrela10: 我和他可能會分居或離婚 | | | | |
| Information | [Type= discrete] [Format=numeric] [Range= 1-9] [Missing=*] | | | |
| Statistics [NW/ W] | [Valid=342 /-] [Invalid=0 /-] | | | |
| Value | Label | Cases | Percentage | |
| 1 | 很不符合 | 231 | <div><div></div></div> | 67.5% |
| 2 | 不太符合 | 81 | <div><div></div></div> | 23.7% |
| 3 | 還算符合 | 21 | <div><div></div></div> | 6.1% |
| 4 | 很符合 | 6 | <div><div></div></div> | 1.8% |
| 9 | 未填答 | 3 | <div><div></div></div> | 0.9% |
| Warning: these figures indicate the number of cases found in the data file. They cannot be interpreted as summary statistics of the population of interest. | | | | |
| # wrela11: 我會後悔當初和我先生結婚 | | | | |
| Information | [Type= discrete] [Format=numeric] [Range= 1-9] [Missing=*] | | | |
| Statistics [NW/ W] | [Valid=342 /-] [Invalid=0 /-] | | | |
| Value | Label | Cases | Percentage | |
| 1 | 很不符合 | 196 | <div><div></div></div> | 57.3% |
| 2 | 不太符合 | 100 | <div><div></div></div> | 29.2% |
| 3 | 還算符合 | 31 | <div><div></div></div> | 9.1% |
| 4 | 很符合 | 15 | <div><div></div></div> | 4.4% |
| 9 | 未填答 | 0 | | |
| Warning: these figures indicate the number of cases found in the data file. They cannot be interpreted as summary statistics of the population of interest. | | | | |
| # wrela12: 如果可以重來,我寧願選擇單身 | | | | |
| Information | [Type= discrete] [Format=numeric] [Range= 1-9] [Missing=*] | | | |
| Statistics [NW/ W] | [Valid=342 /-] [Invalid=0 /-] | | | |
| Value | Label | Cases | Percentage | |
| 1 | 很不符合 | 172 | <div><div></div></div> | 50.3% |
| 2 | 不太符合 | 93 | <div><div></div></div> | 27.2% |
| 3 | 還算符合 | 35 | <div><div></div></div> | 10.2% |
| 4 | 很符合 | 42 | <div><div></div></div> | 12.3% |
| 9 | 未填答 | 0 | | |
| Warning: these figures indicate the number of cases found in the data file. They cannot be interpreted as summary statistics of the population of interest. | | | | |
| # wrela13: 如果有下輩子,我還是希望跟我先生結婚 | | | | |
| Information | [Type= discrete] [Format=numeric] [Range= 1-9] [Missing=*] | | | |
| Statistics [NW/ W] | [Valid=342 /-] [Invalid=0 /-] | | | |
| Value | Label | Cases | Percentage | |
| 1 | 很不符合 | 44 | <div><div></div></div> | 12.9% |
| 2 | 不太符合 | 69 | <div><div></div></div> | 20.2% |

| # wrela13: 如果有下輩子,我還是希望跟我先生結婚 | | | |
|--|--|-------|-------------------|
| Value | Label | Cases | Percentage |
| 3 | 還算符合 | 111 | <div></div> 32.5% |
| 4 | 很符合 | 118 | <div></div> 34.5% |
| 9 | 未填答 | 0 | |
| <i>Warning: these figures indicate the number of cases found in the data file. They cannot be interpreted as summary statistics of the population of interest.</i> | | | |
| # wrela14: 整體而言,我滿意我的婚姻生活 | | | |
| Information | [Type= discrete] [Format=numeric] [Range= 1-9] [Missing=*] | | |
| Statistics [NW/ W] | [Valid=342 /-] [Invalid=0 /-] | | |
| Value | Label | Cases | Percentage |
| 1 | 很不符合 | 8 | <div></div> 2.3% |
| 2 | 不太符合 | 29 | <div></div> 8.5% |
| 3 | 還算符合 | 160 | <div></div> 46.8% |
| 4 | 很符合 | 145 | <div></div> 42.4% |
| 9 | 未填答 | 0 | |
| <i>Warning: these figures indicate the number of cases found in the data file. They cannot be interpreted as summary statistics of the population of interest.</i> | | | |