

台灣 (Taiwan, ROC)

陳嘉成, 國立臺灣藝術大學師資培育中心

人無遠慮，必有近憂：以社會認知生涯理論探究藝術大學
(師培)學生未來時間觀、生涯希望感與生涯阻礙關係之研究

Study Documentation

December 28, 2020

Metadata Production

Metadata Producer(s)	學術調查研究資料庫(Survey Research Data Archive) (SRDA) , 中央研究院人社中心調查研究 專題中心 , DDI文件製作
Production Date	December 8, 2020
Identification	E10728

Table of Contents

Overview.....	4
Scope & Coverage.....	4
Producers & Sponsors.....	4
Data Collection.....	4
Data Processing & Appraisal.....	5
Accessibility.....	5
Files Description.....	6
data_1.....	6
data_2.....	6
Variables Group(s).....	7
Variables Description.....	8
data_1.....	9
data_2.....	25

人無遠慮，必有近憂：以社會認知生涯理論探究藝術大學(師培)學生未來時間觀、生涯希望感與生涯阻礙關係之研究

Failing to Plan Is Planning to Fail: Exploring the Relationships among Future Time Perspective, Career Hope, and Career Barriers by Using Social Cognitive Career Theory for Students of Teacher Education Center and Other Majors at Ntua

Overview	
Identification	E10728
Version	Production Date: 2022-01-01
<p>Abstract</p> <p>藝術大學與一般大學學生的差異是：前者進入大學前多數已有超過10年的專業訓練，但後者是進入大學才開始接觸專業領域而同樣是藝術大學學生，選讀教育學程的學生與其他校內同學生涯規劃也有所不同，研究者認為他們應該有不同的生涯發展模式。本研究目的在比較同樣是藝術大學學生，師培生與非師培生在社會認知發展論中興趣模式的差異。</p> <p>本研究以國立臺灣藝術大學全體學生為母體，透過網路調查，於2019年1月1日至同年3月30日收集資料，共收集一般生418份有效問卷和師培生279份有效問卷。</p> <p>本研究發現以下三點：第一，興趣發展模式可應用於藝術大學學生；第二，師培生與非師培生在生涯發展模式的影響路徑上具有明顯差異；第三，對藝術大學非師培生而言，生涯希望感來自於興趣與未來時間觀，但對師培生而言，生涯希望感與興趣無關，但是與通過考試的生涯自我效能，以及成為老師的預期有關。</p>	
Kind of Data	抽查
Unit of Analysis	個人

Scope & Coverage	
Time Period(s)	2019
Countries	台灣 (Taiwan, ROC)
<p>Geographic Coverage</p> <p>國立臺灣藝術大學</p>	
<p>Universe</p> <p>國立臺灣藝術大學全體學生</p>	

Producers & Sponsors	
Primary Investigator(s)	陳嘉成, 國立臺灣藝術大學師資培育中心
Other Producer(s)	

Data Collection	
Data Collection Dates	start 2019-01-01 end 2019-03-30
Time Period(s)	start 2018-08-01 end 2019-12-31
Data Collection Mode	網路調查

Data Processing & Appraisal

Data Editing

中央研究院人文社會科學研究中心調查研究專題中心所進行的資料整理方式，為不合理值檢核。

Accessibility

Contact(s)	學術調查研究資料庫(Survey Research Data Archive) (中央研究院人社中心調查研究專題中心) , https://srda.sinica.edu.tw , srda@gate.sinica.edu.tw
-------------------	--

Distributor(s)	學術調查研究資料庫(Survey Research Data Archive)
-----------------------	---

Access Conditions

公共版(網路會員、一般會員、院內會員直接下載)

Files Description

Dataset contains 2 file(s)

data_1	
# Cases	418
# Variable(s)	63

data_2	
# Cases	279
# Variable(s)	64

Variables Group(s)

Dataset contains 2 group(s)

Variables Description

Dataset contains 127 variable(s)

File : data_1			
# sex: 性別			
Information		[Type= discrete] [Format=numeric] [Range= 0-1] [Missing=*]	
Statistics [NW/ W]		[Valid=418 /-] [Invalid=0 /-]	
Value	Label	Cases	Percentage
0	女生	318	<div></div> 76.1%
1	男生	100	<div></div> 23.9%
Warning: these figures indicate the number of cases found in the data file. They cannot be interpreted as summary statistics of the population of interest.			
# age: 年齡			
Information		[Type= continuous] [Format=numeric] [Range= 17-62] [Missing=*]	
Statistics [NW/ W]		[Valid=414 /-] [Invalid=4 /-] [Mean=20.92 /-] [StdDev=4.916 /-]	
# grade: 年級			
Information		[Type= discrete] [Format=numeric] [Range= 1-13] [Missing=*]	
Statistics [NW/ W]		[Valid=413 /-] [Invalid=5 /-]	
Value	Label	Cases	Percentage
1	一年級	170	<div></div> 41.2%
2	二年級	119	<div></div> 28.8%
3	三年級	62	<div></div> 15.0%
4	四年級	16	<div></div> 3.9%
5	延畢	3	<div></div> 0.7%
6	研究生	27	<div></div> 6.5%
11	二年制專班一年級	13	<div></div> 3.1%
12	二年制專班二年級	2	<div></div> 0.5%
13	二年制專班延畢	1	<div></div> 0.2%
Sysmiss		5	
Warning: these figures indicate the number of cases found in the data file. They cannot be interpreted as summary statistics of the population of interest.			
# v1: 1.我很積極地探所未來生涯發展的方向。			
Information		[Type= discrete] [Format=numeric] [Range= 1-4] [Missing=*]	
Statistics [NW/ W]		[Valid=418 /-] [Invalid=0 /-]	
Value	Label	Cases	Percentage
1	非常不同意	0	
2	不同意	63	<div></div> 15.1%
3	同意	281	<div></div> 67.2%
4	非常同意	74	<div></div> 17.7%
Warning: these figures indicate the number of cases found in the data file. They cannot be interpreted as summary statistics of the population of interest.			
# v2: 2.我常接觸與自己生涯發展有關的資訊。			
Information		[Type= discrete] [Format=numeric] [Range= 1-4] [Missing=*]	
Statistics [NW/ W]		[Valid=418 /-] [Invalid=0 /-]	
Value	Label	Cases	Percentage
1	非常不同意	1	<div></div> 0.2%
2	不同意	71	<div></div> 17.0%
3	同意	261	<div></div> 62.4%
4	非常同意	85	<div></div> 20.3%

File : data_1

v2: 2.我常接觸與自己生涯發展有關的資訊。

Warning: these figures indicate the number of cases found in the data file. They cannot be interpreted as summary statistics of the population of interest.

v3: 3.我知道自己未來想發展的方向是什麼。

Information [Type= discrete] [Format=numeric] [Range= 1-4] [Missing=*]

Statistics [NW/ W] [Valid=418 /-] [Invalid=0 /-]

Value	Label	Cases	Percentage
1	非常不同意	12	<div><div></div></div> 2.9%
2	不同意	117	<div><div></div></div> 28.0%
3	同意	221	<div><div></div></div> 52.9%
4	非常同意	68	<div><div></div></div> 16.3%

Warning: these figures indicate the number of cases found in the data file. They cannot be interpreted as summary statistics of the population of interest.

v4: 4.我對自己的未來生涯已經做好規劃。

Information [Type= discrete] [Format=numeric] [Range= 1-4] [Missing=*]

Statistics [NW/ W] [Valid=418 /-] [Invalid=0 /-]

Value	Label	Cases	Percentage
1	非常不同意	27	<div><div></div></div> 6.5%
2	不同意	214	<div><div></div></div> 51.2%
2.4266055045871		1	<div><div></div></div> 0.2%
3	同意	148	<div><div></div></div> 35.4%
4	非常同意	28	<div><div></div></div> 6.7%

Warning: these figures indicate the number of cases found in the data file. They cannot be interpreted as summary statistics of the population of interest.

v5: 5.我知道用什麼方法，達到我所期待發展的生涯目標。

Information [Type= discrete] [Format=numeric] [Range= 1-4] [Missing=*]

Statistics [NW/ W] [Valid=418 /-] [Invalid=0 /-]

Value	Label	Cases	Percentage
1	非常不同意	12	<div><div></div></div> 2.9%
2	不同意	166	<div><div></div></div> 39.7%
3	同意	210	<div><div></div></div> 50.2%
4	非常同意	30	<div><div></div></div> 7.2%

Warning: these figures indicate the number of cases found in the data file. They cannot be interpreted as summary statistics of the population of interest.

v6: 6.我清楚自己將來想要從事的職業，並且很滿意這個決定。

Information [Type= discrete] [Format=numeric] [Range= 1-4] [Missing=*]

Statistics [NW/ W] [Valid=418 /-] [Invalid=0 /-]

Value	Label	Cases	Percentage
1	非常不同意	19	<div><div></div></div> 4.5%
2	不同意	193	<div><div></div></div> 46.2%
3	同意	169	<div><div></div></div> 40.4%
4	非常同意	37	<div><div></div></div> 8.9%

Warning: these figures indicate the number of cases found in the data file. They cannot be interpreted as summary statistics of the population of interest.

v7: 7.我對自己未來的生涯發展沒有信心。

Information [Type= discrete] [Format=numeric] [Range= 1-4] [Missing=*]

Statistics [NW/ W] [Valid=418 /-] [Invalid=0 /-]

File : data_1

v7: 7.我對自己未來的生涯發展沒有信心。

Value	Label	Cases	Percentage
1	非常不同意	22	<div><div></div></div> 5.3%
2	不同意	154	<div><div></div></div> 36.8%
3	同意	202	<div><div></div></div> 48.3%
4	非常同意	40	<div><div></div></div> 9.6%

Warning: these figures indicate the number of cases found in the data file. They cannot be interpreted as summary statistics of the population of interest.

v8: 8.我會因為自己人事背景薄弱，而擔心未來的生涯發展。

Information	[Type= discrete] [Format=numeric] [Range= 1-4] [Missing=*]
Statistics [NW/ W]	[Valid=418 /-] [Invalid=0 /-]

Value	Label	Cases	Percentage
1	非常不同意	32	<div><div></div></div> 7.7%
2	不同意	146	<div><div></div></div> 34.9%
3	同意	194	<div><div></div></div> 46.4%
4	非常同意	46	<div><div></div></div> 11.0%

Warning: these figures indicate the number of cases found in the data file. They cannot be interpreted as summary statistics of the population of interest.

v9: 9.我擔心自己在系上成績不夠好，可能無法順利選擇自己喜歡的職業。

Information	[Type= discrete] [Format=numeric] [Range= 1-4] [Missing=*]
Statistics [NW/ W]	[Valid=418 /-] [Invalid=0 /-]

Value	Label	Cases	Percentage
1	非常不同意	76	<div><div></div></div> 18.2%
2	不同意	204	<div><div></div></div> 48.8%
3	同意	114	<div><div></div></div> 27.3%
4	非常同意	24	<div><div></div></div> 5.7%

Warning: these figures indicate the number of cases found in the data file. They cannot be interpreted as summary statistics of the population of interest.

v10: 10.我對自己領域所需要的專業，沒有足夠的信心。

Information	[Type= discrete] [Format=numeric] [Range= 1-4] [Missing=*]
Statistics [NW/ W]	[Valid=418 /-] [Invalid=0 /-]

Value	Label	Cases	Percentage
1	非常不同意	33	<div><div></div></div> 7.9%
2	不同意	161	<div><div></div></div> 38.5%
2.5540229885057		1	<div><div></div></div> 0.2%
3	同意	183	<div><div></div></div> 43.8%
4	非常同意	40	<div><div></div></div> 9.6%

Warning: these figures indicate the number of cases found in the data file. They cannot be interpreted as summary statistics of the population of interest.



v11: 11.我會根據父母、師長或親友的期望，來進行生涯規劃。

Information	[Type= discrete] [Format=numeric] [Range= 1-4] [Missing=*]
Statistics [NW/ W]	[Valid=418 /-] [Invalid=0 /-]

Value	Label	Cases	Percentage
1	非常不同意	59	<div><div></div></div> 14.1%
2	不同意	214	<div><div></div></div> 51.2%
2.2091954022988		2	<div><div></div></div> 0.5%

File : data_1





v11: 11.我會根據父母、師長或親友的期望，來進行生涯規劃。

Value	Label	Cases	Percentage
3	同意	130	 31.1%
4	非常同意	13	 3.1%

Warning: these figures indicate the number of cases found in the data file. They cannot be interpreted as summary statistics of the population of interest.

v12: 12.我會因為父母、師長或親友的影響，而改變原本選擇的發展方向。






Information	[Type= discrete] [Format=numeric] [Range= 1-4] [Missing=*]
Statistics [NW/ W]	[Valid=418 /-] [Invalid=0 /-]

Value	Label	Cases	Percentage
1	非常不同意	60	 14.4%
2	不同意	223	 53.3%
3	同意	129	 30.9%
4	非常同意	6	 1.4%

Warning: these figures indicate the number of cases found in the data file. They cannot be interpreted as summary statistics of the population of interest.

v13: 13.當現實與理想無法配合時，我會擱置自己的理想。






Information	[Type= discrete] [Format=numeric] [Range= 1-4] [Missing=*]
Statistics [NW/ W]	[Valid=418 /-] [Invalid=0 /-]

Value	Label	Cases	Percentage
1	非常不同意	17	 4.1%
2	不同意	143	 34.2%
2.5931034482758		2	 0.5%
3	同意	240	 57.4%
4	非常同意	16	 3.8%

Warning: these figures indicate the number of cases found in the data file. They cannot be interpreted as summary statistics of the population of interest.

v14: 14.我會因為過去不愉快的經驗，而影響原先想做的生涯選擇。





Information	[Type= discrete] [Format=numeric] [Range= 1-4] [Missing=*]
Statistics [NW/ W]	[Valid=418 /-] [Invalid=0 /-]

Value	Label	Cases	Percentage
1	非常不同意	22	 5.3%
2	不同意	151	 36.1%
2.5848623853211		1	 0.2%
3	同意	224	 53.6%
4	非常同意	20	 4.8%

Warning: these figures indicate the number of cases found in the data file. They cannot be interpreted as summary statistics of the population of interest.

v15: 15.我會因為工作機會的考量，而改變原本想要的生涯選擇。

Information	[Type= discrete] [Format=numeric] [Range= 1-4] [Missing=*]
Statistics [NW/ W]	[Valid=418 /-] [Invalid=0 /-]

Value	Label	Cases	Percentage
1	非常不同意	12	 2.9%
2	不同意	99	 23.7%
3	同意	286	 68.4%
4	非常同意	21	 5.0%

Warning: these figures indicate the number of cases found in the data file. They cannot be interpreted as summary statistics of the population of interest.

File : data_1

v16: 16.努力研讀系上課程很值得，這對我以後工作很有幫助

Information [Type= discrete] [Format=numeric] [Range= 1-4] [Missing=*]

Statistics [NW/ W] [Valid=418 /-] [Invalid=0 /-]

Value	Label	Cases	Percentage
1	非常不同意	10	2.4%
2	不同意	105	25.1%
3	同意	258	61.7%
4	非常同意	45	10.8%

Warning: these figures indicate the number of cases found in the data file. They cannot be interpreted as summary statistics of the population of interest.

v17: 17.我在系上所學的課程很重要，因為這些是以後工作需要具備的知識

Information [Type= discrete] [Format=numeric] [Range= 1-4] [Missing=*]

Statistics [NW/ W] [Valid=418 /-] [Invalid=0 /-]

Value	Label	Cases	Percentage
1	非常不同意	11	2.6%
2	不同意	78	18.7%
2.8761467889908		1	0.2%
3	同意	267	63.9%
4	非常同意	61	14.6%

Warning: these figures indicate the number of cases found in the data file. They cannot be interpreted as summary statistics of the population of interest.

v18: 18.我目前選擇就讀的科系，對我的生涯規劃很有幫助。

Information [Type= discrete] [Format=numeric] [Range= 1-4] [Missing=*]

Statistics [NW/ W] [Valid=418 /-] [Invalid=0 /-]

Value	Label	Cases	Percentage
1	非常不同意	12	2.9%
2	不同意	103	24.6%
2.7954022988505		2	0.5%
3	同意	250	59.8%
4	非常同意	51	12.2%

Warning: these figures indicate the number of cases found in the data file. They cannot be interpreted as summary statistics of the population of interest.

v19: 19.我很期待未來能夠成為一位藝術家。

Information [Type= discrete] [Format=numeric] [Range= 1-4] [Missing=*]

Statistics [NW/ W] [Valid=418 /-] [Invalid=0 /-]

Value	Label	Cases	Percentage
1	非常不同意	23	5.5%
2	不同意	112	26.8%
2.8341013824884		3	0.7%
3	同意	195	46.7%
4	非常同意	85	20.3%

Warning: these figures indicate the number of cases found in the data file. They cannot be interpreted as summary statistics of the population of interest.

v20: 20.從事藝術工作，對我而言是一件非常期待的事情。

Information [Type= discrete] [Format=numeric] [Range= 1-4] [Missing=*]

Statistics [NW/ W] [Valid=418 /-] [Invalid=0 /-]

File : data_1

v20: 20.從事藝術工作，對我而言是一件非常期待的事情。

Value	Label	Cases	Percentage
1	非常不同意	6	1.4%
2	不同意	53	12.7%
3	同意	236	56.5%
3.13333333333333		2	0.5%
4	非常同意	121	28.9%

Warning: these figures indicate the number of cases found in the data file. They cannot be interpreted as summary statistics of the population of interest.

v21: 21.在自己系上課時，我心情經常是愉快的。

Information	[Type= discrete] [Format=numeric] [Range= 1-4] [Missing=*]
Statistics [NW/ W]	[Valid=418 /-] [Invalid=0 /-]

Value	Label	Cases	Percentage
1	非常不同意	11	2.6%
2	不同意	115	27.5%
2.7609195402298		2	0.5%
3	同意	240	57.4%
4	非常同意	50	12.0%

Warning: these figures indicate the number of cases found in the data file. They cannot be interpreted as summary statistics of the population of interest.

v22: 22.我喜歡閱讀與系上專業相關的書籍。

Information	[Type= discrete] [Format=numeric] [Range= 1-4] [Missing=*]
Statistics [NW/ W]	[Valid=418 /-] [Invalid=0 /-]

Value	Label	Cases	Percentage
1	非常不同意	4	1.0%
2	不同意	105	25.1%
2.8390804597701		2	0.5%
3	同意	259	62.0%
4	非常同意	48	11.5%

Warning: these figures indicate the number of cases found in the data file. They cannot be interpreted as summary statistics of the population of interest.

v23: 23.完成系上課程的作業，對我來講是有趣的。

Information	[Type= discrete] [Format=numeric] [Range= 1-4] [Missing=*]
Statistics [NW/ W]	[Valid=418 /-] [Invalid=0 /-]

Value	Label	Cases	Percentage
1	非常不同意	9	2.2%
2	不同意	123	29.4%
2.7724137931034		2	0.5%
3	同意	235	56.2%
4	非常同意	49	11.7%

Warning: these figures indicate the number of cases found in the data file. They cannot be interpreted as summary statistics of the population of interest.

v24: 24.我喜歡獲得「如何為成一位藝術家」的新知識

Information	[Type= discrete] [Format=numeric] [Range= 1-4] [Missing=*]
Statistics [NW/ W]	[Valid=418 /-] [Invalid=0 /-]

File : data_1

v24: 24.我喜歡獲得「如何為成一位藝術家」的新知識

Value	Label	Cases	Percentage
1	非常不同意	10	2.4%
2	不同意	98	23.4%
2.9059633027522		1	0.2%
3	同意	232	55.5%
4	非常同意	77	18.4%

Warning: these figures indicate the number of cases found in the data file. They cannot be interpreted as summary statistics of the population of interest.

v25: 25.我對於「如何為成一位藝術家」感到興趣

Information	[Type= discrete] [Format=numeric] [Range= 1-4] [Missing=*]
Statistics [NW/ W]	[Valid=418 /-] [Invalid=0 /-]

Value	Label	Cases	Percentage
1	非常不同意	8	1.9%
2	不同意	104	24.9%
2.9082568807339		1	0.2%
3	同意	227	54.3%
4	非常同意	78	18.7%

Warning: these figures indicate the number of cases found in the data file. They cannot be interpreted as summary statistics of the population of interest.

v26: 26.系上目前所上的課程，我大致上都能理解。

Information	[Type= discrete] [Format=numeric] [Range= 1-4] [Missing=*]
Statistics [NW/ W]	[Valid=418 /-] [Invalid=0 /-]

Value	Label	Cases	Percentage
1	非常不同意	2	0.5%
2	不同意	25	6.0%
3	同意	311	74.4%
3.1192660550458		1	0.2%
4	非常同意	79	18.9%

Warning: these figures indicate the number of cases found in the data file. They cannot be interpreted as summary statistics of the population of interest.

v27: 27.對我來說，學習系上課沒有太大的問題。

Information	[Type= discrete] [Format=numeric] [Range= 1-4] [Missing=*]
Statistics [NW/ W]	[Valid=418 /-] [Invalid=0 /-]

Value	Label	Cases	Percentage
1	非常不同意	3	0.7%
2	不同意	50	12.0%
3	同意	304	72.7%
4	非常同意	61	14.6%

Warning: these figures indicate the number of cases found in the data file. They cannot be interpreted as summary statistics of the population of interest.

v28: 28.若時間充分的話，我相信自己可以掌握系上所有專業的概念。

Information	[Type= discrete] [Format=numeric] [Range= 1-4] [Missing=*]
Statistics [NW/ W]	[Valid=418 /-] [Invalid=0 /-]

Value	Label	Cases	Percentage
1	非常不同意	2	0.5%

File : data_1

v28: 28.若時間充分的話，我相信自己可以掌握系上所有專業的概念。

Value	Label	Cases	Percentage
2	不同意	77	<div><div></div></div> 18.4%
3	同意	274	<div><div></div></div> 65.6%
4	非常同意	65	<div><div></div></div> 15.6%

Warning: these figures indicate the number of cases found in the data file. They cannot be interpreted as summary statistics of the population of interest.

v29: 29.系上的課程即使遇到問題，我通常可以找到方法來解決。

Information	[Type= discrete] [Format=numeric] [Range= 1-4] [Missing=*]
Statistics [NW/ W]	[Valid=418 /-] [Invalid=0 /-]

Value	Label	Cases	Percentage
1	非常不同意	0	
2	不同意	52	<div><div></div></div> 12.4%
2.9954128440367		1	0.2%
3	同意	308	<div><div></div></div> 73.7%
4	非常同意	57	<div><div></div></div> 13.6%

Warning: these figures indicate the number of cases found in the data file. They cannot be interpreted as summary statistics of the population of interest.

v30: 30.系上的課程即使再困難，我相信自己都可以學得很好。

Information	[Type= discrete] [Format=numeric] [Range= 1-4] [Missing=*]
Statistics [NW/ W]	[Valid=418 /-] [Invalid=0 /-]

Value	Label	Cases	Percentage
1	非常不同意	5	<div><div></div></div> 1.2%
2	不同意	118	<div><div></div></div> 28.2%
3	同意	245	<div><div></div></div> 58.6%
4	非常同意	50	<div><div></div></div> 12.0%

Warning: these figures indicate the number of cases found in the data file. They cannot be interpreted as summary statistics of the population of interest.

v31: 31.儘管我再怎麼努力，有一些系上的課程我還是無法掌握。

Information	[Type= discrete] [Format=numeric] [Range= 1-4] [Missing=*]
Statistics [NW/ W]	[Valid=418 /-] [Invalid=0 /-]

Value	Label	Cases	Percentage
1	非常不同意	33	<div><div></div></div> 7.9%
2	不同意	220	<div><div></div></div> 52.6%
2.3577981651376		1	0.2%
3	同意	151	<div><div></div></div> 36.1%
4	非常同意	13	<div><div></div></div> 3.1%

Warning: these figures indicate the number of cases found in the data file. They cannot be interpreted as summary statistics of the population of interest.

v32: 32.我認為自己的未來是美好的。

Information	[Type= discrete] [Format=numeric] [Range= 1-4] [Missing=*]
Statistics [NW/ W]	[Valid=418 /-] [Invalid=0 /-]

Value	Label	Cases	Percentage
1	非常不同意	16	<div><div></div></div> 3.8%
2	不同意	137	<div><div></div></div> 32.8%
2.6926605504587		1	0.2%
3	同意	219	<div><div></div></div> 52.4%

File : data_1

v32: 32.我認為自己的未來是美好的。

Value	Label	Cases	Percentage
4	非常同意	45	<div><div></div></div> 10.8%

Warning: these figures indicate the number of cases found in the data file. They cannot be interpreted as summary statistics of the population of interest.

v33: 33.我對自己的未來充滿了自信。

Information	[Type= discrete] [Format=numeric] [Range= 1-4] [Missing=*]
Statistics [NW/ W]	[Valid=418 /-] [Invalid=0 /-]

Value	Label	Cases	Percentage
1	非常不同意	21	<div><div></div></div> 5.0%
2	不同意	187	<div><div></div></div> 44.7%
3	同意	173	<div><div></div></div> 41.4%
4	非常同意	37	<div><div></div></div> 8.9%

Warning: these figures indicate the number of cases found in the data file. They cannot be interpreted as summary statistics of the population of interest.

v34: 34.我相信我有能力創造自己美好的明天。

Information	[Type= discrete] [Format=numeric] [Range= 1-4] [Missing=*]
Statistics [NW/ W]	[Valid=418 /-] [Invalid=0 /-]

Value	Label	Cases	Percentage
1	非常不同意	15	<div><div></div></div> 3.6%
2	不同意	117	<div><div></div></div> 28.0%
3	同意	239	<div><div></div></div> 57.2%
4	非常同意	47	<div><div></div></div> 11.2%

Warning: these figures indicate the number of cases found in the data file. They cannot be interpreted as summary statistics of the population of interest.

v35: 35.我認為我的未來目標很有價值。

Information	[Type= discrete] [Format=numeric] [Range= 1-4] [Missing=*]
Statistics [NW/ W]	[Valid=418 /-] [Invalid=0 /-]

Value	Label	Cases	Percentage
1	非常不同意	12	<div><div></div></div> 2.9%
2	不同意	102	<div><div></div></div> 24.4%
2.8417431192660		1	<div><div></div></div> 0.2%
3	同意	247	<div><div></div></div> 59.1%
4	非常同意	56	<div><div></div></div> 13.4%

Warning: these figures indicate the number of cases found in the data file. They cannot be interpreted as summary statistics of the population of interest.

v36: 36.我對自己的未來充滿期待。

Information	[Type= discrete] [Format=numeric] [Range= 1-4] [Missing=*]
Statistics [NW/ W]	[Valid=418 /-] [Invalid=0 /-]

Value	Label	Cases	Percentage
1	非常不同意	8	<div><div></div></div> 1.9%
2	不同意	109	<div><div></div></div> 26.1%
3	同意	251	<div><div></div></div> 60.0%
4	非常同意	50	<div><div></div></div> 12.0%

Warning: these figures indicate the number of cases found in the data file. They cannot be interpreted as summary statistics of the population of interest.

File : data_1			
# v37: 37.有了目標讓我更定下心去努力。			
Information	[Type= discrete] [Format=numeric] [Range= 1-4] [Missing=*]		
Statistics [NW/ W]	[Valid=418 /-] [Invalid=0 /-]		
Value	Label	Cases	Percentage
1	非常不同意	4	<div><div></div>1.0%</div>
2	不同意	62	<div><div></div>14.8%</div>
3	同意	276	<div><div></div>66.0%</div>
4	非常同意	76	<div><div></div>18.2%</div>
Warning: these figures indicate the number of cases found in the data file. They cannot be interpreted as summary statistics of the population of interest.			
# v38: 38.我每天都有努力的目標。			
Information	[Type= discrete] [Format=numeric] [Range= 1-4] [Missing=*]		
Statistics [NW/ W]	[Valid=418 /-] [Invalid=0 /-]		
Value	Label	Cases	Percentage
1	非常不同意	15	<div><div></div>3.6%</div>
2	不同意	143	<div><div></div>34.2%</div>
2.6720183486238		1	<div><div></div>0.2%</div>
3	同意	220	<div><div></div>52.6%</div>
4	非常同意	39	<div><div></div>9.3%</div>
Warning: these figures indicate the number of cases found in the data file. They cannot be interpreted as summary statistics of the population of interest.			
# v39: 39.我樂於和別人分享自己未來的理想。			
Information	[Type= discrete] [Format=numeric] [Range= 1-4] [Missing=*]		
Statistics [NW/ W]	[Valid=418 /-] [Invalid=0 /-]		
Value	Label	Cases	Percentage
1	非常不同意	14	<div><div></div>3.3%</div>
2	不同意	134	<div><div></div>32.1%</div>
2.7431192660550		1	<div><div></div>0.2%</div>
3	同意	218	<div><div></div>52.2%</div>
4	非常同意	51	<div><div></div>12.2%</div>
Warning: these figures indicate the number of cases found in the data file. They cannot be interpreted as summary statistics of the population of interest.			
# v40: 40.我是逐步地向前推進，準時完成計畫的。			
Information	[Type= discrete] [Format=numeric] [Range= 1-4] [Missing=*]		
Statistics [NW/ W]	[Valid=418 /-] [Invalid=0 /-]		
Value	Label	Cases	Percentage
1	非常不同意	17	<div><div></div>4.1%</div>
2	不同意	155	<div><div></div>37.1%</div>
3	同意	218	<div><div></div>52.2%</div>
4	非常同意	28	<div><div></div>6.7%</div>
Warning: these figures indicate the number of cases found in the data file. They cannot be interpreted as summary statistics of the population of interest.			
# v41: 41.一旦決定了目標，我就思考該怎麼去達成。			
Information	[Type= discrete] [Format=numeric] [Range= 1-4] [Missing=*]		
Statistics [NW/ W]	[Valid=418 /-] [Invalid=0 /-]		

File : data_1

v41: 41.一旦決定了目標，我就思考該怎麼去達成。

Value	Label	Cases	Percentage
1	非常不同意	0	
2	不同意	45	<div><div></div></div> 10.8%
3	同意	304	<div><div></div></div> 72.7%
4	非常同意	69	<div><div></div></div> 16.5%

Warning: these figures indicate the number of cases found in the data file. They cannot be interpreted as summary statistics of the population of interest.

v42: 42.現在所做的一切，都是為了未來作準備。

Information	[Type= discrete] [Format=numeric] [Range= 1-4] [Missing=*]		
Statistics [NW/ W]	[Valid=418 /-] [Invalid=0 /-]		
Value	Label	Cases	Percentage
1	非常不同意	1	<div><div></div></div> 0.2%
2	不同意	50	<div><div></div></div> 12.0%
3	同意	279	<div><div></div></div> 66.7%
4	非常同意	88	<div><div></div></div> 21.1%

Warning: these figures indicate the number of cases found in the data file. They cannot be interpreted as summary statistics of the population of interest.

v43: 43.我會評估實現生涯目標時可能遇到的困難。

Information	[Type= discrete] [Format=numeric] [Range= 1-4] [Missing=*]		
Statistics [NW/ W]	[Valid=418 /-] [Invalid=0 /-]		
Value	Label	Cases	Percentage
1	非常不同意	1	<div><div></div></div> 0.2%
2	不同意	38	<div><div></div></div> 9.1%
3	同意	310	<div><div></div></div> 74.2%
3.0825688073394		1	<div><div></div></div> 0.2%
4	非常同意	68	<div><div></div></div> 16.3%

Warning: these figures indicate the number of cases found in the data file. They cannot be interpreted as summary statistics of the population of interest.

v44: 44.我在從事與未來目標有關的活動中獲益很多。

Information	[Type= discrete] [Format=numeric] [Range= 1-4] [Missing=*]		
Statistics [NW/ W]	[Valid=418 /-] [Invalid=0 /-]		
Value	Label	Cases	Percentage
1	非常不同意	2	<div><div></div></div> 0.5%
2	不同意	57	<div><div></div></div> 13.6%
3	同意	295	<div><div></div></div> 70.6%
4	非常同意	64	<div><div></div></div> 15.3%



Warning: these figures indicate the number of cases found in the data file. They cannot be interpreted as summary statistics of the population of interest.

v45: 45.我會花時間學習未來生涯目標需要的技能。

Information	[Type= discrete] [Format=numeric] [Range= 1-5] [Missing=*]		
Statistics [NW/ W]	[Valid=418 /-] [Invalid=0 /-]		
Value	Label	Cases	Percentage
1	非常不同意	0	
2	不同意	2	<div><div></div></div> 0.5%
3	普通	59	<div><div></div></div> 14.1%

File : data_1




v45: 45.我會花時間學習未來生涯目標需要的技能。

Value	Label	Cases	Percentage
4	同意	256	 61.2%
4.1032110091743		1	0.2%
5	非常不同意	100	 23.9%

Warning: these figures indicate the number of cases found in the data file. They cannot be interpreted as summary statistics of the population of interest.

v46: 46.為了達到生涯規劃，我會釐清和思考所有可運用的資源。





Information	[Type= discrete] [Format=numeric] [Range= 1-5] [Missing=*]
Statistics [NW/ W]	[Valid=418 /-] [Invalid=0 /-]

Value	Label	Cases	Percentage
1	非常不同意	1	0.2%
2	不同意	5	1.2%
3	普通	83	 19.9%
4	同意	248	 59.3%
5	非常不同意	81	 19.4%

Warning: these figures indicate the number of cases found in the data file. They cannot be interpreted as summary statistics of the population of interest.

v47: 47.我經常澄清生涯目標，讓它變得更具體可行。

Information	[Type= discrete] [Format=numeric] [Range= 1-5] [Missing=*]
Statistics [NW/ W]	[Valid=418 /-] [Invalid=0 /-]

Value	Label	Cases	Percentage
1	非常不同意	3	0.7%
2	不同意	29	 6.9%
3	普通	131	 31.3%
3.6597701149425		1	0.2%
4	同意	201	 48.1%
5	非常不同意	53	 12.7%

Warning: these figures indicate the number of cases found in the data file. They cannot be interpreted as summary statistics of the population of interest.

# v48: 48.每當面臨挫折時，我會仔細分析造成挫折的可能原因。			
Information	[Type= discrete] [Format=numeric] [Range= 1-5] [Missing=*]		
Statistics [NW/ W]	[Valid=418 /-] [Invalid=0 /-]		
Value	Label	Cases	Percentage
1	非常不同意	0	
2	不同意	12	2.9%
3	普通	106	25.4%
3.8417431192660		1	0.2%
4	同意	234	56.0%
5	非常不同意	65	15.6%
Warning: these figures indicate the number of cases found in the data file. They cannot be interpreted as summary statistics of the population of interest.			
# v49: 49.我會自我充實，以增加解決問題的技能。			
Information	[Type= discrete] [Format=numeric] [Range= 1-5] [Missing=*]		
Statistics [NW/ W]	[Valid=418 /-] [Invalid=0 /-]		
Value	Label	Cases	Percentage
1	非常不同意	0	
2	不同意	6	1.4%
3	普通	70	16.7%
3.9839449541284		1	0.2%
4	同意	274	65.6%
5	非常不同意	67	16.0%
Warning: these figures indicate the number of cases found in the data file. They cannot be interpreted as summary statistics of the population of interest.			
# v50: 50.我會從各方面的回饋，思考達到生涯目標的最佳策略。			
Information	[Type= discrete] [Format=numeric] [Range= 1-5] [Missing=*]		
Statistics [NW/ W]	[Valid=418 /-] [Invalid=0 /-]		
Value	Label	Cases	Percentage
1	非常不同意	2	0.5%
2	不同意	6	1.4%
3	普通	119	28.5%
3.8165137614678		1	0.2%
4	同意	233	55.7%
5	非常不同意	57	13.6%
Warning: these figures indicate the number of cases found in the data file. They cannot be interpreted as summary statistics of the population of interest.			
# v51: 51.我會根據實際的狀況，來調整未來生涯規劃			
Information	[Type= discrete] [Format=numeric] [Range= 1-5] [Missing=*]		
Statistics [NW/ W]	[Valid=418 /-] [Invalid=0 /-]		
Value	Label	Cases	Percentage
1	非常不同意	2	0.5%
2	不同意	8	1.9%
3	普通	77	18.4%
3.9195402298850		1	0.2%
4	同意	269	64.4%
5	非常不同意	61	14.6%
Warning: these figures indicate the number of cases found in the data file. They cannot be interpreted as summary statistics of the population of interest.			

# v52: 52.我會將一個長期目標，分成幾個次目標以利於分階段完成。			
Information	[Type= discrete] [Format=numeric] [Range= 1-5] [Missing=*]		
Statistics [NW/ W]	[Valid=418 /-] [Invalid=0 /-]		
Value	Label	Cases	Percentage
1	非常不同意	5	1.2%
2	不同意	36	8.6%
3	普通	146	34.9%
4	同意	192	45.9%
5	非常不同意	39	9.3%
Warning: these figures indicate the number of cases found in the data file. They cannot be interpreted as summary statistics of the population of interest.			
# v53: 53.我目前就讀的系所，是我當初期待就讀的。			
Information	[Type= discrete] [Format=numeric] [Range= 1-5] [Missing=*]		
Statistics [NW/ W]	[Valid=418 /-] [Invalid=0 /-]		
Value	Label	Cases	Percentage
1	非常不同意	12	2.9%
2	不同意	57	13.6%
3	普通	78	18.7%
3.7034482758620		2	0.5%
4	同意	167	40.0%
5	非常不同意	102	24.4%
Warning: these figures indicate the number of cases found in the data file. They cannot be interpreted as summary statistics of the population of interest.			
# v54: 54.我已經清楚從學校畢業後要做什麼了。			
Information	[Type= discrete] [Format=numeric] [Range= 1-5] [Missing=*]		
Statistics [NW/ W]	[Valid=418 /-] [Invalid=0 /-]		
Value	Label	Cases	Percentage
1	非常不同意	30	7.2%
2	不同意	96	23.0%
3	普通	164	39.2%
3.0206896551724		2	0.5%
4	同意	89	21.3%
5	非常不同意	37	8.9%
Warning: these figures indicate the number of cases found in the data file. They cannot be interpreted as summary statistics of the population of interest.			
# v55: 55.如果再重新選擇，我仍然會選擇目前就讀的科系。			
Information	[Type= discrete] [Format=numeric] [Range= 1-5] [Missing=*]		
Statistics [NW/ W]	[Valid=418 /-] [Invalid=0 /-]		
Value	Label	Cases	Percentage
1	非常不同意	19	4.5%
2	不同意	54	12.9%
3	普通	115	27.5%
3.5619266055045		1	0.2%
4	同意	134	32.1%
5	非常不同意	95	22.7%
Warning: these figures indicate the number of cases found in the data file. They cannot be interpreted as summary statistics of the population of interest.			

# v56: 56.我對自己的生涯目標已經有規劃了。			
Information	[Type= discrete] [Format=numeric] [Range= 1-5] [Missing=*]		
Statistics [NW/ W]	[Valid=418 /-] [Invalid=0 /-]		
Value	Label	Cases	Percentage
1	非常不同意	18	<div><div></div></div> 4.3%
2	不同意	63	<div><div></div></div> 15.1%
3	普通	161	<div><div></div></div> 38.5%
4	同意	138	<div><div></div></div> 33.0%
5	非常不同意	38	<div><div></div></div> 9.1%
Warning: these figures indicate the number of cases found in the data file. They cannot be interpreted as summary statistics of the population of interest.			
# v57: 57.我覺得挫折是人生不可避免的，重要的是如何從經驗中學習。			
Information	[Type= discrete] [Format=numeric] [Range= 1-5] [Missing=*]		
Statistics [NW/ W]	[Valid=418 /-] [Invalid=0 /-]		
Value	Label	Cases	Percentage
1	非常不同意	1	<div><div></div></div> 0.2%
2	不同意	2	<div><div></div></div> 0.5%
3	普通	44	<div><div></div></div> 10.5%
4	同意	235	<div><div></div></div> 56.2%
5	非常不同意	136	<div><div></div></div> 32.5%
Warning: these figures indicate the number of cases found in the data file. They cannot be interpreted as summary statistics of the population of interest.			
# v58: 58.即使我的處境很困難，我相信只要肯努力，事情一定會有所改善。			
Information	[Type= discrete] [Format=numeric] [Range= 1-5] [Missing=*]		
Statistics [NW/ W]	[Valid=418 /-] [Invalid=0 /-]		
Value	Label	Cases	Percentage
1	非常不同意	1	<div><div></div></div> 0.2%
2	不同意	14	<div><div></div></div> 3.3%
3	普通	91	<div><div></div></div> 21.8%
4	同意	205	<div><div></div></div> 49.0%
5	非常不同意	107	<div><div></div></div> 25.6%
Warning: these figures indicate the number of cases found in the data file. They cannot be interpreted as summary statistics of the population of interest.			
# v59: 59.我會將每個阻礙目標的挫折，視為一種對自我的挑戰。			
Information	[Type= discrete] [Format=numeric] [Range= 1-5] [Missing=*]		
Statistics [NW/ W]	[Valid=418 /-] [Invalid=0 /-]		
Value	Label	Cases	Percentage
1	非常不同意	0	
2	不同意	13	<div><div></div></div> 3.1%
3	普通	98	<div><div></div></div> 23.4%
4	同意	208	<div><div></div></div> 49.8%
5	非常不同意	99	<div><div></div></div> 23.7%
Warning: these figures indicate the number of cases found in the data file. They cannot be interpreted as summary statistics of the population of interest.			
# v60: 60.我會用過去成功的經驗來自我打氣，讓自己更有信心解決困難。			
Information	[Type= discrete] [Format=numeric] [Range= 1-5] [Missing=*]		
Statistics [NW/ W]	[Valid=418 /-] [Invalid=0 /-]		

v60: 60.我會用過去成功的經驗來自我打氣，讓自己更有信心解決困難。

Value	Label	Cases	Percentage
1	非常不同意	3	<div></div> 0.7%
2	不同意	18	<div></div> 4.3%
3	普通	71	<div></div> 17.0%
4	同意	215	<div></div> 51.4%
5	非常不同意	111	<div></div> 26.6%

Warning: these figures indicate the number of cases found in the data file. They cannot be interpreted as summary statistics of the population of interest.

File : data_2

sex: 性別

Information	[Type= discrete] [Format=numeric] [Range= 0-1] [Missing=*]		
Statistics [NW/ W]	[Valid=279 /-] [Invalid=0 /-]		
Value	Label	Cases	Percentage
0	女性	242	86.7%
1	男性	37	13.3%

Warning: these figures indicate the number of cases found in the data file. They cannot be interpreted as summary statistics of the population of interest.

age: 年齡

Information	[Type= continuous] [Format=numeric] [Range= 19-56] [Missing=*]		
Statistics [NW/ W]	[Valid=279 /-] [Invalid=0 /-] [Mean=25.993 /-] [StdDev=8.1 /-]		

department: 系所

Information	[Type= discrete] [Format=character] [Missing=*]		
Statistics [NW/ W]	[Valid=279 /-] [Invalid=0 /-]		
Value	Label	Cases	Percentage
中國音樂學系		17	6.1%
中國音樂所		1	0.4%
中國音樂系		1	0.4%
京劇系		1	0.4%
古蹟		1	0.4%
古蹟系		2	0.7%
古蹟藝術修護		1	0.4%
國月系		1	0.4%
國樂		1	0.4%
國樂系		17	6.1%
國立台灣戲曲學院（劇場藝		1	0.4%
國立臺灣戲曲學院校際生		1	0.4%
在職美術系		1	0.4%
多媒體動畫系		1	0.4%
多媒體動畫藝術學系		1	0.4%
客家戲學系		1	0.4%
工藝		2	0.7%
工藝所		1	0.4%
工藝系		6	2.2%
工藝設計		1	0.4%
工藝設計(系)所		1	0.4%
工藝設計系		2	0.7%
廣播電視學系		1	0.4%
廣電		3	1.1%
廣電系		3	1.1%
戲劇學系		5	1.8%

File : data_2

department: 系所

Value	Label	Cases	Percentage
戲劇學系教師 在職進修表演		1	0.4%
戲劇學系表演 藝術碩士班		1	0.4%
戲劇所		1	0.4%
戲劇系		9	3.2%
戲劇系 表演藝 術研究所		1	0.4%
戲劇系日間部		1	0.4%
戲劇系表演藝 術在職碩士學		1	0.4%
戲劇系表演藝 術所		1	0.4%
戲劇系表演藝 術碩士班		1	0.4%
日視傳系		1	0.4%
日間戲劇		1	0.4%
書畫		3	1.1%
書畫四		1	0.4%
書畫系		12	4.3%
書畫系造形所		1	0.4%
書畫藝術學系		11	3.9%
書畫藝術學系 造形藝術所		1	0.4%
書畫藝術所		1	0.4%
民族音樂研究 所		1	0.4%
美術		2	0.7%
美術所		2	0.7%
美術系		8	2.9%
美術系版畫所		1	0.4%
職碩書畫系造 形班		1	0.4%
職碩舞蹈系		1	0.4%
舞蹈		2	0.7%
舞蹈學系		5	1.8%
舞蹈學系碩專 班		1	0.4%
舞蹈所		2	0.7%
舞蹈系		51	18.3%
舞蹈系所		1	0.4%
藝教所		4	1.4%
藝術與人文教 學所		1	0.4%
藝術與人文教 學研究所		3	1.1%
表教班		1	0.4%

File : data_2

department: 系所

Value	Label	Cases	Percentage
表演		1	0.4%
表演所		1	0.4%
表演藝術教學		1	0.4%
表演藝術教學碩士學位班		1	0.4%
表演藝術研究所		4	1.4%
視傳		3	1.1%
視傳所職碩		1	0.4%
視傳系		5	1.8%
視覺傳達		1	0.4%
視覺傳達設計學系		6	2.2%
視覺傳達設計所		1	0.4%
視覺傳達設計研究所		1	0.4%
視覺傳達設計系		3	1.1%
造型所		1	0.4%
造形所		1	0.4%
進修部工藝設計學系		1	0.4%
進學士書畫系		1	0.4%
雕塑系		4	1.4%
電影系		1	0.4%
音樂		5	1.8%
音樂學系		5	1.8%
音樂系		19	6.8%
音樂系畢		1	0.4%
音研所		1	0.4%

Warning: these figures indicate the number of cases found in the data file. They cannot be interpreted as summary statistics of the population of interest.

grade: 年級

Information	[Type= discrete] [Format=character] [Missing=*]		
Statistics [NW/ W]	[Valid=279 /-] [Invalid=0 /-]		
Value	Label	Cases	Percentage
2018畢業		1	0.4%
三年級		47	16.8%
二年制在職專班三年級		1	0.4%
二年制在職專班二年級		9	3.2%
二年制在職專班延畢		15	5.4%
二年制在職專班畢業		1	0.4%

File : data_2

grade: 年級

Value	Label	Cases	Percentage
二年級		38	<div><div></div></div> 13.6%
今年應屆實習		1	<div><div></div></div> 0.4%
休學		1	<div><div></div></div> 0.4%
別的學校研究生		1	<div><div></div></div> 0.4%
剛實習結束		1	<div><div></div></div> 0.4%
剛畢業		4	<div><div></div></div> 1.4%
四年級		41	<div><div></div></div> 14.7%
大四		2	<div><div></div></div> 0.7%
大學畢業		1	<div><div></div></div> 0.4%
實習生		1	<div><div></div></div> 0.4%
實習結束剛畢業		1	<div><div></div></div> 0.4%
已畢業		10	<div><div></div></div> 3.6%
已畢業一年		1	<div><div></div></div> 0.4%
已經畢業但為之後加科回		1	<div><div></div></div> 0.4%
師培畢業生		1	<div><div></div></div> 0.4%
延畢		30	<div><div></div></div> 10.8%
畢業		10	<div><div></div></div> 3.6%
畢業了		1	<div><div></div></div> 0.4%
畢業生		6	<div><div></div></div> 2.2%
研究所畢業		1	<div><div></div></div> 0.4%
研究生		50	<div><div></div></div> 17.9%
表教碩班		1	<div><div></div></div> 0.4%
表演藝術在職碩士學位班		1	<div><div></div></div> 0.4%

Warning: these figures indicate the number of cases found in the data file. They cannot be interpreted as summary statistics of the population of interest.

v1: 1.我很積極地探索未來生涯發展的方向。

Information	[Type= discrete] [Format=numeric] [Range= 1-4] [Missing=*]
Statistics [NW/ W]	[Valid=279 /-] [Invalid=0 /-]

Value	Label	Cases	Percentage
1	非常不同意	1	<div><div></div></div> 0.4%
2	不同意	10	<div><div></div></div> 3.6%
3	同意	129	<div><div></div></div> 46.2%
4	非常同意	139	<div><div></div></div> 49.8%

Warning: these figures indicate the number of cases found in the data file. They cannot be interpreted as summary statistics of the population of interest.



v2: 2.我常接觸與自己生涯發展有關的資訊。

Information	[Type= discrete] [Format=numeric] [Range= 1-4] [Missing=*]
Statistics [NW/ W]	[Valid=279 /-] [Invalid=0 /-]

Value	Label	Cases	Percentage
1	非常不同意	2	<div><div></div></div> 0.7%
2	不同意	17	<div><div></div></div> 6.1%

File : data_2





v2: 2.我常接觸與自己生涯發展有關的資訊。

Value	Label	Cases	Percentage
3	同意	122	 43.7%
4	非常同意	138	 49.5%

Warning: these figures indicate the number of cases found in the data file. They cannot be interpreted as summary statistics of the population of interest.

v3: 3.我知道自己未來想發展的方向是什麼。





Information	[Type= discrete] [Format=numeric] [Range= 1-4] [Missing=*]
Statistics [NW/ W]	[Valid=279 /-] [Invalid=0 /-]

Value	Label	Cases	Percentage
1	非常不同意	6	 2.2%
2	不同意	28	 10.0%
3	同意	122	 43.7%
4	非常同意	123	 44.1%

Warning: these figures indicate the number of cases found in the data file. They cannot be interpreted as summary statistics of the population of interest.

v4: 4.我對自己的未來生涯已經做好規劃。





Information	[Type= discrete] [Format=numeric] [Range= 1-4] [Missing=*]
Statistics [NW/ W]	[Valid=279 /-] [Invalid=0 /-]

Value	Label	Cases	Percentage
1	非常不同意	6	 2.2%
2	不同意	55	 19.7%
3	同意	130	 46.6%
4	非常同意	88	 31.5%

Warning: these figures indicate the number of cases found in the data file. They cannot be interpreted as summary statistics of the population of interest.

v5: 5.我知道用什麼方法達到我所期待發展的生涯目標。





Information	[Type= discrete] [Format=numeric] [Range= 1-4] [Missing=*]
Statistics [NW/ W]	[Valid=279 /-] [Invalid=0 /-]

Value	Label	Cases	Percentage
1	非常不同意	3	 1.1%
2	不同意	46	 16.5%
3	同意	136	 48.7%
4	非常同意	94	 33.7%

Warning: these figures indicate the number of cases found in the data file. They cannot be interpreted as summary statistics of the population of interest.

v6: 6.我清楚自己將來想要從事的職業，並且很滿意這個決定。

Information	[Type= discrete] [Format=numeric] [Range= 1-4] [Missing=*]
Statistics [NW/ W]	[Valid=279 /-] [Invalid=0 /-]

Value	Label	Cases	Percentage
1	非常不同意	8	 2.9%
2	不同意	54	 19.4%
3	同意	116	 41.6%
4	非常同意	101	 36.2%

Warning: these figures indicate the number of cases found in the data file. They cannot be interpreted as summary statistics of the population of interest.

File : data_2

v7: 7.我對自己未來的生涯發展沒有信心。

Information	[Type= discrete] [Format=numeric] [Range= 1-4] [Missing=*]		
Statistics [NW/ W]	[Valid=279 /-] [Invalid=0 /-]		
Value	Label	Cases	Percentage
1	非常不同意	79	<div><div></div></div> 28.3%
2	不同意	101	<div><div></div></div> 36.2%
3	同意	73	<div><div></div></div> 26.2%
4	非常同意	26	<div><div></div></div> 9.3%

Warning: these figures indicate the number of cases found in the data file. They cannot be interpreted as summary statistics of the population of interest.

v8: 8.我會因為自己人事背景薄弱，而擔心未來的生涯發展。

Information	[Type= discrete] [Format=numeric] [Range= 1-4] [Missing=*]		
Statistics [NW/ W]	[Valid=279 /-] [Invalid=0 /-]		
Value	Label	Cases	Percentage
1	非常不同意	77	<div><div></div></div> 27.6%
2	不同意	87	<div><div></div></div> 31.2%
3	同意	77	<div><div></div></div> 27.6%
4	非常同意	38	<div><div></div></div> 13.6%

Warning: these figures indicate the number of cases found in the data file. They cannot be interpreted as summary statistics of the population of interest.

v9: 9.我擔心在師培的成績不夠好，可能無法順利從事教職。

Information	[Type= discrete] [Format=numeric] [Range= 1-4] [Missing=*]		
Statistics [NW/ W]	[Valid=279 /-] [Invalid=0 /-]		
Value	Label	Cases	Percentage
1	非常不同意	101	<div><div></div></div> 36.2%
2	不同意	96	<div><div></div></div> 34.4%
3	同意	57	<div><div></div></div> 20.4%
4	非常同意	25	<div><div></div></div> 9.0%

Warning: these figures indicate the number of cases found in the data file. They cannot be interpreted as summary statistics of the population of interest.

v10: 10.我對自己擔任教師所需要的專業，沒有足夠的信心。

Information	[Type= discrete] [Format=numeric] [Range= 1-4] [Missing=*]		
Statistics [NW/ W]	[Valid=279 /-] [Invalid=0 /-]		
Value	Label	Cases	Percentage
1	非常不同意	75	<div><div></div></div> 26.9%
2	不同意	106	<div><div></div></div> 38.0%
3	同意	70	<div><div></div></div> 25.1%
4	非常同意	28	<div><div></div></div> 10.0%



Warning: these figures indicate the number of cases found in the data file. They cannot be interpreted as summary statistics of the population of interest.

v11: 11.我選擇就讀師培課程，是為了符合父母、師長或親友的期望。

Information	[Type= discrete] [Format=numeric] [Range= 1-4] [Missing=*]		
Statistics [NW/ W]	[Valid=279 /-] [Invalid=0 /-]		
Value	Label	Cases	Percentage
1	非常不同意	115	<div><div></div></div> 41.2%
2	不同意	79	<div><div></div></div> 28.3%

File : data_2





v11: 11.我選擇就讀師培課程，是為了符合父母、師長或親友的期望。

Value	Label	Cases	Percentage
3	同意	67	 24.0%
4	非常同意	18	 6.5%

Warning: these figures indicate the number of cases found in the data file. They cannot be interpreted as summary statistics of the population of interest.

v12: 12.我會因為父母、師長或親友的影響，而改變就讀師培課程的念頭。





Information	[Type= discrete] [Format=numeric] [Range= 1-4] [Missing=*]
Statistics [NW/ W]	[Valid=279 /-] [Invalid=0 /-]

Value	Label	Cases	Percentage
1	非常不同意	119	 42.7%
2	不同意	78	 28.0%
3	同意	70	 25.1%
4	非常同意	12	 4.3%

Warning: these figures indicate the number of cases found in the data file. They cannot be interpreted as summary statistics of the population of interest.

v13: 13.當現實與理想無法配合時，我會停止想當教師的意願。





Information	[Type= discrete] [Format=numeric] [Range= 1-4] [Missing=*]
Statistics [NW/ W]	[Valid=279 /-] [Invalid=0 /-]

Value	Label	Cases	Percentage
1	非常不同意	49	 17.6%
2	不同意	92	 33.0%
3	同意	94	 33.7%
4	非常同意	44	 15.8%

Warning: these figures indicate the number of cases found in the data file. They cannot be interpreted as summary statistics of the population of interest.

v14: 14.我會因為一些不愉快的經驗，而影響原先想當老師的決定。





Information	[Type= discrete] [Format=numeric] [Range= 1-4] [Missing=*]
Statistics [NW/ W]	[Valid=279 /-] [Invalid=0 /-]

Value	Label	Cases	Percentage
1	非常不同意	73	 26.2%
2	不同意	116	 41.6%
3	同意	70	 25.1%
4	非常同意	20	 7.2%

Warning: these figures indicate the number of cases found in the data file. They cannot be interpreted as summary statistics of the population of interest.

v15: 15.我會因為工作機會的考量，而改變自己想當教師的選擇。

Information	[Type= discrete] [Format=numeric] [Range= 1-4] [Missing=*]
Statistics [NW/ W]	[Valid=279 /-] [Invalid=0 /-]

Value	Label	Cases	Percentage
1	非常不同意	28	 10.0%
2	不同意	75	 26.9%
3	同意	125	 44.8%
4	非常同意	51	 18.3%

Warning: these figures indicate the number of cases found in the data file. They cannot be interpreted as summary statistics of the population of interest.

File : data_2

v16: 16.努力學習師培課程，對我以後擔任教職很有幫助。

Information	[Type= discrete] [Format=numeric] [Range= 1-4] [Missing=*]		
Statistics [NW/ W]	[Valid=279 /-] [Invalid=0 /-]		
Value	Label	Cases	Percentage
1	非常不同意	2	0.7%
2	不同意	24	8.6%
3	同意	111	39.8%
4	非常同意	142	50.9%

Warning: these figures indicate the number of cases found in the data file. They cannot be interpreted as summary statistics of the population of interest.

v17: 17.師培中心所學的課程很重要，因為這些是擔任教師需要具備的知識。

Information	[Type= discrete] [Format=numeric] [Range= 1-4] [Missing=*]		
Statistics [NW/ W]	[Valid=279 /-] [Invalid=0 /-]		
Value	Label	Cases	Percentage
1	非常不同意	1	0.4%
2	不同意	19	6.8%
3	同意	103	36.9%
4	非常同意	156	55.9%

Warning: these figures indicate the number of cases found in the data file. They cannot be interpreted as summary statistics of the population of interest.

v18: 18.選擇就讀師培中心課程，對我的生涯規劃很有幫助。

Information	[Type= discrete] [Format=numeric] [Range= 1-4] [Missing=*]		
Statistics [NW/ W]	[Valid=279 /-] [Invalid=0 /-]		
Value	Label	Cases	Percentage
1	非常不同意	4	1.4%
2	不同意	21	7.5%
3	同意	118	42.3%
4	非常同意	136	48.7%

Warning: these figures indicate the number of cases found in the data file. They cannot be interpreted as summary statistics of the population of interest.

v19: 19.我很期待未來能夠成為一位教師。

Information	[Type= discrete] [Format=numeric] [Range= 1-4] [Missing=*]		
Statistics [NW/ W]	[Valid=279 /-] [Invalid=0 /-]		
Value	Label	Cases	Percentage
1	非常不同意	4	1.4%
2	不同意	25	9.0%
3	同意	109	39.1%
4	非常同意	141	50.5%

Warning: these figures indicate the number of cases found in the data file. They cannot be interpreted as summary statistics of the population of interest.

v20: 20.從事教學工作，對我而言是一件非常期待的事情。

Information	[Type= discrete] [Format=numeric] [Range= 1-4] [Missing=*]		
Statistics [NW/ W]	[Valid=279 /-] [Invalid=0 /-]		
Value	Label	Cases	Percentage
1	非常不同意	3	1.1%
2	不同意	27	9.7%

File : data_2

v20: 20.從事教學工作，對我而言是一件非常期待的事情。

Value	Label	Cases	Percentage
3	同意	109	<div><div></div></div> 39.1%
4	非常同意	140	<div><div></div></div> 50.2%

Warning: these figures indicate the number of cases found in the data file. They cannot be interpreted as summary statistics of the population of interest.

v21: 21.當我學習師培中心課程時，我心情經常是愉快的。

Information	[Type= discrete] [Format=numeric] [Range= 1-4] [Missing=*]
Statistics [NW/ W]	[Valid=279 /-] [Invalid=0 /-]

Value	Label	Cases	Percentage
1	非常不同意	12	<div><div></div></div> 4.3%
2	不同意	40	<div><div></div></div> 14.3%
3	同意	124	<div><div></div></div> 44.4%
4	非常同意	103	<div><div></div></div> 36.9%

Warning: these figures indicate the number of cases found in the data file. They cannot be interpreted as summary statistics of the population of interest.

v22: 22.我喜歡閱讀「如何成為一位老師」的相關書籍。

Information	[Type= discrete] [Format=numeric] [Range= 1-4] [Missing=*]
Statistics [NW/ W]	[Valid=279 /-] [Invalid=0 /-]

Value	Label	Cases	Percentage
1	非常不同意	18	<div><div></div></div> 6.5%
2	不同意	74	<div><div></div></div> 26.5%
3	同意	117	<div><div></div></div> 41.9%
4	非常同意	70	<div><div></div></div> 25.1%

Warning: these figures indicate the number of cases found in the data file. They cannot be interpreted as summary statistics of the population of interest.

v23: 23.完成師培中心課程的作業，對我來講是有趣的。

Information	[Type= discrete] [Format=numeric] [Range= 1-4] [Missing=*]
Statistics [NW/ W]	[Valid=279 /-] [Invalid=0 /-]

Value	Label	Cases	Percentage
1	非常不同意	13	<div><div></div></div> 4.7%
2	不同意	65	<div><div></div></div> 23.3%
3	同意	136	<div><div></div></div> 48.7%
4	非常同意	65	<div><div></div></div> 23.3%

Warning: these figures indicate the number of cases found in the data file. They cannot be interpreted as summary statistics of the population of interest.

v24: 24.我喜歡獲得「如何成為一位老師」的新知識。

Information	[Type= discrete] [Format=numeric] [Range= 1-4] [Missing=*]
Statistics [NW/ W]	[Valid=279 /-] [Invalid=0 /-]

Value	Label	Cases	Percentage
1	非常不同意	3	<div><div></div></div> 1.1%
2	不同意	17	<div><div></div></div> 6.1%
3	同意	128	<div><div></div></div> 45.9%
4	非常同意	131	<div><div></div></div> 47.0%

Warning: these figures indicate the number of cases found in the data file. They cannot be interpreted as summary statistics of the population of interest.

File : data_2

v25: 25.我對於「如何成為一位老師」感到興趣。

Information [Type= discrete] [Format=numeric] [Range= 1-4] [Missing=*]

Statistics [NW/ W] [Valid=279 /-] [Invalid=0 /-]

Value	Label	Cases	Percentage
1	非常不同意	4	1.4%
2	不同意	18	6.5%
3	同意	131	47.0%
4	非常同意	126	45.2%

Warning: these figures indicate the number of cases found in the data file. They cannot be interpreted as summary statistics of the population of interest.

v26: 26.目前師培所上的課程，我大致上都能理解。

Information [Type= discrete] [Format=numeric] [Range= 1-4] [Missing=*]

Statistics [NW/ W] [Valid=279 /-] [Invalid=0 /-]

Value	Label	Cases	Percentage
1	非常不同意	1	0.4%
2	不同意	29	10.4%
3	同意	145	52.0%
4	非常同意	104	37.3%

Warning: these figures indicate the number of cases found in the data file. They cannot be interpreted as summary statistics of the population of interest.

v27: 27.對我來說，學習師培課程沒有太大的問題。

Information [Type= discrete] [Format=numeric] [Range= 1-4] [Missing=*]

Statistics [NW/ W] [Valid=279 /-] [Invalid=0 /-]

Value	Label	Cases	Percentage
1	非常不同意	8	2.9%
2	不同意	48	17.2%
3	同意	135	48.4%
4	非常同意	88	31.5%

Warning: these figures indicate the number of cases found in the data file. They cannot be interpreted as summary statistics of the population of interest.

v28: 28.若時間充分的話，我相信自己可以了解師培所有課程的概念。

Information [Type= discrete] [Format=numeric] [Range= 1-4] [Missing=*]

Statistics [NW/ W] [Valid=279 /-] [Invalid=0 /-]

Value	Label	Cases	Percentage
1	非常不同意	3	1.1%
2	不同意	22	7.9%
3	同意	138	49.5%
4	非常同意	116	41.6%

Warning: these figures indicate the number of cases found in the data file. They cannot be interpreted as summary statistics of the population of interest.

v29: 29.在師培中心的學習即使遇到問題，我通常可以找到方法來解決。



Information [Type= discrete] [Format=numeric] [Range= 1-4] [Missing=*]

Statistics [NW/ W] [Valid=279 /-] [Invalid=0 /-]

Value	Label	Cases	Percentage
1	非常不同意	2	0.7%
2	不同意	17	6.1%

File : data_2





v29: 29.在師培中心的學習即使遇到問題，我通常可以找到方法來解決。

Value	Label	Cases	Percentage
3	同意	154	 55.2%
4	非常同意	106	 38.0%

Warning: these figures indicate the number of cases found in the data file. They cannot be interpreted as summary statistics of the population of interest.

v30: 30.師培的課程即使再困難，我相信自己都可以掌握得很好。





Information	[Type= discrete] [Format=numeric] [Range= 1-4] [Missing=*]
Statistics [NW/ W]	[Valid=279 /-] [Invalid=0 /-]

Value	Label	Cases	Percentage
1	非常不同意	7	 2.5%
2	不同意	41	 14.7%
3	同意	147	 52.7%
4	非常同意	84	 30.1%

Warning: these figures indicate the number of cases found in the data file. They cannot be interpreted as summary statistics of the population of interest.

v31: 31.儘管我再怎麼努力，有一些師培的課程我還是無法理解。





Information	[Type= discrete] [Format=numeric] [Range= 1-4] [Missing=*]
Statistics [NW/ W]	[Valid=279 /-] [Invalid=0 /-]

Value	Label	Cases	Percentage
1	非常不同意	53	 19.0%
2	不同意	112	 40.1%
3	同意	93	 33.3%
4	非常同意	21	 7.5%

Warning: these figures indicate the number of cases found in the data file. They cannot be interpreted as summary statistics of the population of interest.

v32: 32.我認為自己的未來是美好的。





Information	[Type= discrete] [Format=numeric] [Range= 1-4] [Missing=*]
Statistics [NW/ W]	[Valid=279 /-] [Invalid=0 /-]

Value	Label	Cases	Percentage
1	非常不同意	3	 1.1%
2	不同意	35	 12.5%
3	同意	132	 47.3%
4	非常同意	109	 39.1%

Warning: these figures indicate the number of cases found in the data file. They cannot be interpreted as summary statistics of the population of interest.

v33: 33.我對自己的未來充滿了自信。

Information	[Type= discrete] [Format=numeric] [Range= 1-4] [Missing=*]
Statistics [NW/ W]	[Valid=279 /-] [Invalid=0 /-]

Value	Label	Cases	Percentage
1	非常不同意	3	 1.1%
2	不同意	58	 20.8%
3	同意	126	 45.2%
4	非常同意	92	 33.0%

Warning: these figures indicate the number of cases found in the data file. They cannot be interpreted as summary statistics of the population of interest.

File : data_2

v34: 34.我相信我有能力創造自己美好的明天。

Information [Type= discrete] [Format=numeric] [Range= 1-4] [Missing=*]

Statistics [NW/ W] [Valid=279 /-] [Invalid=0 /-]

Value	Label	Cases	Percentage
1	非常不同意	3	1.1%
2	不同意	25	9.0%
3	同意	135	48.4%
4	非常同意	116	41.6%

Warning: these figures indicate the number of cases found in the data file. They cannot be interpreted as summary statistics of the population of interest.

v35: 35.我認為我的未來目標很有價值。

Information [Type= discrete] [Format=numeric] [Range= 1-4] [Missing=*]

Statistics [NW/ W] [Valid=279 /-] [Invalid=0 /-]

Value	Label	Cases	Percentage
1	非常不同意	3	1.1%
2	不同意	20	7.2%
3	同意	115	41.2%
4	非常同意	141	50.5%

Warning: these figures indicate the number of cases found in the data file. They cannot be interpreted as summary statistics of the population of interest.

v36: 36.我對自己的未來充滿期待。

Information [Type= discrete] [Format=numeric] [Range= 1-4] [Missing=*]

Statistics [NW/ W] [Valid=279 /-] [Invalid=0 /-]

Value	Label	Cases	Percentage
1	非常不同意	3	1.1%
2	不同意	25	9.0%
3	同意	125	44.8%
4	非常同意	126	45.2%

Warning: these figures indicate the number of cases found in the data file. They cannot be interpreted as summary statistics of the population of interest.

v37: 37.有了目標讓我更定下心去努力。

Information [Type= discrete] [Format=numeric] [Range= 1-4] [Missing=*]

Statistics [NW/ W] [Valid=279 /-] [Invalid=0 /-]

Value	Label	Cases	Percentage
1	非常不同意	2	0.7%
2	不同意	7	2.5%
3	同意	121	43.4%
4	非常同意	149	53.4%

Warning: these figures indicate the number of cases found in the data file. They cannot be interpreted as summary statistics of the population of interest.

v38: 38.我每天都有努力的目標。

Information [Type= discrete] [Format=numeric] [Range= 1-4] [Missing=*]

Statistics [NW/ W] [Valid=279 /-] [Invalid=0 /-]

Value	Label	Cases	Percentage
1	非常不同意	3	1.1%
2	不同意	40	14.3%

File : data_2

v38: 38.我每天都有努力的目標。

Value	Label	Cases	Percentage
3	同意	128	<div><div></div></div> 45.9%
4	非常同意	108	<div><div></div></div> 38.7%

Warning: these figures indicate the number of cases found in the data file. They cannot be interpreted as summary statistics of the population of interest.

v39: 39.我樂於和別人分享自己未來的理想。

Information	[Type= discrete] [Format=numeric] [Range= 1-4] [Missing=*]
Statistics [NW/ W]	[Valid=279 /-] [Invalid=0 /-]

Value	Label	Cases	Percentage
1	非常不同意	6	<div><div></div></div> 2.2%
2	不同意	31	<div><div></div></div> 11.1%
3	同意	124	<div><div></div></div> 44.4%
4	非常同意	118	<div><div></div></div> 42.3%

Warning: these figures indicate the number of cases found in the data file. They cannot be interpreted as summary statistics of the population of interest.

v40: 40.我是逐步地向前推進， 準時完成計畫的。

Information	[Type= discrete] [Format=numeric] [Range= 1-4] [Missing=*]
Statistics [NW/ W]	[Valid=279 /-] [Invalid=0 /-]

Value	Label	Cases	Percentage
1	非常不同意	5	<div><div></div></div> 1.8%
2	不同意	46	<div><div></div></div> 16.5%
3	同意	135	<div><div></div></div> 48.4%
4	非常同意	93	<div><div></div></div> 33.3%

Warning: these figures indicate the number of cases found in the data file. They cannot be interpreted as summary statistics of the population of interest.

v41: 41.一旦決定了目標， 我就思考該怎麼去達成。

Information	[Type= discrete] [Format=numeric] [Range= 1-4] [Missing=*]
Statistics [NW/ W]	[Valid=279 /-] [Invalid=0 /-]

Value	Label	Cases	Percentage
1	非常不同意	2	<div><div></div></div> 0.7%
2	不同意	11	<div><div></div></div> 3.9%
3	同意	137	<div><div></div></div> 49.1%
4	非常同意	129	<div><div></div></div> 46.2%

Warning: these figures indicate the number of cases found in the data file. They cannot be interpreted as summary statistics of the population of interest.

v42: 42.現在所做的一切， 都是為了未來作準備。

Information	[Type= discrete] [Format=numeric] [Range= 1-4] [Missing=*]
Statistics [NW/ W]	[Valid=279 /-] [Invalid=0 /-]

Value	Label	Cases	Percentage
1	非常不同意	1	<div><div></div></div> 0.4%
2	不同意	6	<div><div></div></div> 2.2%
3	同意	115	<div><div></div></div> 41.2%
4	非常同意	157	<div><div></div></div> 56.3%

Warning: these figures indicate the number of cases found in the data file. They cannot be interpreted as summary statistics of the population of interest.

File : data_2

v43: 43.我會評估實現生涯目標時可能遇到的困難。

Information [Type= discrete] [Format=numeric] [Range= 1-4] [Missing=*]

Statistics [NW/ W] [Valid=279 /-] [Invalid=0 /-]

Value	Label	Cases	Percentage
1	非常不同意	1	0.4%
2	不同意	12	4.3%
3	同意	145	52.0%
4	非常同意	121	43.4%

Warning: these figures indicate the number of cases found in the data file. They cannot be interpreted as summary statistics of the population of interest.

v44: 44.我在從事與未來目標有關的活動中獲益很多。

Information [Type= discrete] [Format=numeric] [Range= 1-4] [Missing=*]

Statistics [NW/ W] [Valid=279 /-] [Invalid=0 /-]

Value	Label	Cases	Percentage
1	非常不同意	1	0.4%
2	不同意	4	1.4%
3	同意	136	48.7%
4	非常同意	138	49.5%

Warning: these figures indicate the number of cases found in the data file. They cannot be interpreted as summary statistics of the population of interest.

v45: 45.我會花時間學習未來生涯目標需要的技能。

Information [Type= discrete] [Format=numeric] [Range= 1-5] [Missing=*]

Statistics [NW/ W] [Valid=279 /-] [Invalid=0 /-]

Value	Label	Cases	Percentage
1	非常不同意	1	0.4%
2	不同意	1	0.4%
3	普通	19	6.8%
4	同意	108	38.7%
5	非常同意	150	53.8%

Warning: these figures indicate the number of cases found in the data file. They cannot be interpreted as summary statistics of the population of interest.

v46: 46.為了達到生涯規劃，我會釐清和思考所有可運用的資源。

Information [Type= discrete] [Format=numeric] [Range= 1-5] [Missing=*]

Statistics [NW/ W] [Valid=279 /-] [Invalid=0 /-]

Value	Label	Cases	Percentage
1	非常不同意	1	0.4%
2	不同意	1	0.4%
3	普通	30	10.8%
4	同意	125	44.8%
5	非常同意	122	43.7%


Warning: these figures indicate the number of cases found in the data file. They cannot be interpreted as summary statistics of the population of interest.

# v47: 47.我經常澄清生涯目標，讓它變得更具體可行。			
Information	[Type= discrete] [Format=numeric] [Range= 1-5] [Missing=*]		
Statistics [NW/ W]	[Valid=279 /-] [Invalid=0 /-]		
Value	Label	Cases	Percentage
1	非常不同意	1	0.4%
2	不同意	6	2.2%
3	普通	57	20.4%
4	同意	107	38.4%
5	非常不同意	108	38.7%
Warning: these figures indicate the number of cases found in the data file. They cannot be interpreted as summary statistics of the population of interest.			
# v48: 48.每當面臨挫折時，我會仔細分析造成挫折的可能原因。			
Information	[Type= discrete] [Format=numeric] [Range= 1-5] [Missing=*]		
Statistics [NW/ W]	[Valid=279 /-] [Invalid=0 /-]		
Value	Label	Cases	Percentage
1	非常不同意	2	0.7%
2	不同意	4	1.4%
3	普通	48	17.2%
4	同意	117	41.9%
5	非常不同意	108	38.7%
Warning: these figures indicate the number of cases found in the data file. They cannot be interpreted as summary statistics of the population of interest.			
# v49: 49.我會自我充實，以增加解決問題的技能。			
Information	[Type= discrete] [Format=numeric] [Range= 1-5] [Missing=*]		
Statistics [NW/ W]	[Valid=279 /-] [Invalid=0 /-]		
Value	Label	Cases	Percentage
1	非常不同意	1	0.4%
2	不同意	4	1.4%
3	普通	22	7.9%
4	同意	126	45.2%
5	非常不同意	126	45.2%
Warning: these figures indicate the number of cases found in the data file. They cannot be interpreted as summary statistics of the population of interest.			
# v50: 50.我會從各方面的回饋，思考達到生涯目標的最佳策略。			
Information	[Type= discrete] [Format=numeric] [Range= 1-5] [Missing=*]		
Statistics [NW/ W]	[Valid=279 /-] [Invalid=0 /-]		
Value	Label	Cases	Percentage
1	非常不同意	1	0.4%
2	不同意	2	0.7%
3	普通	34	12.2%
4	同意	123	44.1%
5	非常不同意	119	42.7%
Warning: these figures indicate the number of cases found in the data file. They cannot be interpreted as summary statistics of the population of interest.			
# v51: 51.我會根據實際的狀況，來調整未來生涯規劃。			
Information	[Type= discrete] [Format=numeric] [Range= 1-5] [Missing=*]		
Statistics [NW/ W]	[Valid=279 /-] [Invalid=0 /-]		

# v51: 51.我會根據實際的狀況，來調整未來生涯規劃。			
Value	Label	Cases	Percentage
1	非常不同意	2	0.7%
2	不同意	1	0.4%
3	普通	25	9.0%
4	同意	125	44.8%
5	非常不同意	126	45.2%
Warning: these figures indicate the number of cases found in the data file. They cannot be interpreted as summary statistics of the population of interest.			
# v52: 52.我會將一個長期目標，分成幾個次目標以利於分階段完成。			
Information	[Type= discrete] [Format=numeric] [Range= 1-5] [Missing=*]		
Statistics [NW/ W]	[Valid=279 /-] [Invalid=0 /-]		
Value	Label	Cases	Percentage
1	非常不同意	2	0.7%
2	不同意	13	4.7%
3	普通	57	20.4%
4	同意	119	42.7%
5	非常不同意	88	31.5%
Warning: these figures indicate the number of cases found in the data file. They cannot be interpreted as summary statistics of the population of interest.			
# v53: 53.我選讀師培課程，是我當初期望的。			
Information	[Type= discrete] [Format=numeric] [Range= 1-5] [Missing=*]		
Statistics [NW/ W]	[Valid=279 /-] [Invalid=0 /-]		
Value	Label	Cases	Percentage
1	非常不同意	5	1.8%
2	不同意	26	9.3%
3	普通	58	20.8%
4	同意	95	34.1%
5	非常不同意	95	34.1%
Warning: these figures indicate the number of cases found in the data file. They cannot be interpreted as summary statistics of the population of interest.			
# v54: 54.我已經清楚從學校畢業後要做什麼了。			
Information	[Type= discrete] [Format=numeric] [Range= 1-5] [Missing=*]		
Statistics [NW/ W]	[Valid=279 /-] [Invalid=0 /-]		
Value	Label	Cases	Percentage
1	非常不同意	2	0.7%
2	不同意	26	9.3%
3	普通	68	24.4%
4	同意	85	30.5%
5	非常不同意	98	35.1%
Warning: these figures indicate the number of cases found in the data file. They cannot be interpreted as summary statistics of the population of interest.			
# v55: 55.如果再重新選擇，我仍然會選擇就?師培課程。			
Information	[Type= discrete] [Format=numeric] [Range= 1-5] [Missing=*]		
Statistics [NW/ W]	[Valid=279 /-] [Invalid=0 /-]		
Value	Label	Cases	Percentage
1	非常不同意	4	1.4%
2	不同意	11	3.9%

# v55: 55.如果再重新選擇，我仍然會選擇就?師培課程。			
Value	Label	Cases	Percentage
3	普通	53	<div><div></div></div> 19.0%
4	同意	94	<div><div></div></div> 33.7%
5	非常不同意	117	<div><div></div></div> 41.9%
Warning: these figures indicate the number of cases found in the data file. They cannot be interpreted as summary statistics of the population of interest.			
# v56: 56.我對自己的生涯目標已經有規劃了。			
Information	[Type= discrete] [Format=numeric] [Range= 1-5] [Missing=*]		
Statistics [NW/ W]	[Valid=279 /-] [Invalid=0 /-]		
Value	Label	Cases	Percentage
1	非常不同意	3	<div><div></div></div> 1.1%
2	不同意	13	<div><div></div></div> 4.7%
3	普通	53	<div><div></div></div> 19.0%
4	同意	107	<div><div></div></div> 38.4%
5	非常不同意	103	<div><div></div></div> 36.9%
Warning: these figures indicate the number of cases found in the data file. They cannot be interpreted as summary statistics of the population of interest.			
# v57: 57.我覺得挫折是人生不可避免的，重要的是如何從經驗中學習。			
Information	[Type= discrete] [Format=numeric] [Range= 1-5] [Missing=*]		
Statistics [NW/ W]	[Valid=279 /-] [Invalid=0 /-]		
Value	Label	Cases	Percentage
1	非常不同意	1	<div><div></div></div> 0.4%
2	不同意	1	<div><div></div></div> 0.4%
3	普通	11	<div><div></div></div> 3.9%
4	同意	74	<div><div></div></div> 26.5%
5	非常不同意	192	<div><div></div></div> 68.8%
Warning: these figures indicate the number of cases found in the data file. They cannot be interpreted as summary statistics of the population of interest.			
# v58: 58.即使我的處境很困難，我相信只要肯努力，事情一定會有所改善。			
Information	[Type= discrete] [Format=numeric] [Range= 1-5] [Missing=*]		
Statistics [NW/ W]	[Valid=279 /-] [Invalid=0 /-]		
Value	Label	Cases	Percentage
1	非常不同意	4	<div><div></div></div> 1.4%
2	不同意	2	<div><div></div></div> 0.7%
3	普通	23	<div><div></div></div> 8.2%
4	同意	92	<div><div></div></div> 33.0%
5	非常不同意	158	<div><div></div></div> 56.6%
Warning: these figures indicate the number of cases found in the data file. They cannot be interpreted as summary statistics of the population of interest.			
# v59: 59.我會將每個阻礙目標的挫折，視為一種對自我的挑戰。			
Information	[Type= discrete] [Format=numeric] [Range= 1-5] [Missing=*]		
Statistics [NW/ W]	[Valid=279 /-] [Invalid=0 /-]		
Value	Label	Cases	Percentage
1	非常不同意	2	<div><div></div></div> 0.7%
2	不同意	3	<div><div></div></div> 1.1%
3	普通	27	<div><div></div></div> 9.7%
4	同意	96	<div><div></div></div> 34.4%





v59: 59.我會將每個阻礙目標的挫折，視為一種對自我的挑戰。

Value	Label	Cases	Percentage
5	非常不同意	151	 54.1%

Warning: these figures indicate the number of cases found in the data file. They cannot be interpreted as summary statistics of the population of interest.

v60: 60.我會用過去成功的經驗來自我打氣，讓自己更有信心解決困難。

Information	[Type= discrete] [Format=numeric] [Range= 1-5] [Missing=*]
Statistics [NW/ W]	[Valid=279 /-] [Invalid=0 /-]

Value	Label	Cases	Percentage
1	非常不同意	3	 1.1%
2	不同意	0	
3	普通	20	 7.2%
4	同意	98	 35.1%
5	非常不同意	158	 56.6%

Warning: these figures indicate the number of cases found in the data file. They cannot be interpreted as summary statistics of the population of interest.