

台灣 (Taiwan, ROC)

賴志峰, 國立臺中教育大學教育學系

環境對機構老人活動參與及心理福祉之影響：從**ICF**模式出發

Study Documentation

October 26, 2020

Metadata Production

Metadata Producer(s)	學術調查研究資料庫(Survey Research Data Archive) (SRDA) , 中央研究院人社中心調查研究 專題中心 , DDI文件製作
Identification	E10130

Table of Contents

Overview.....	4
Scope & Coverage.....	4
Producers & Sponsors.....	4
Data Collection.....	4
Data Processing & Appraisal.....	5
Accessibility.....	5
Files Description.....	6
data.....	6
Variables Group(s).....	7
居住狀態.....	7
機構內外社會環境與態度環境.....	7
心理健康與生活品質.....	8
活動參與.....	9
疾病與身體功能/表現.....	11
Variables Description.....	14
data.....	15

環境對機構老人活動參與及心理福祉之影響：從ICF模式出發

Adopting the ICF Model for Studying the Effects of Environmental Factors on Activity Participation and Emotional Well-being of Disabled Older Adults Living in Long-Term Care

Overview	
Identification	E10130
Version	Production Date: 2020-11-03 1
<p>Abstract</p> <p>失能為老年期常見的壓力事件，對老人而言，為了因應照顧需求而入住長期照護機構，是伴隨著失能而來的另一個失落經驗。機構失能老人受限於身體功能，不僅較少從事工具性活動，與他人互動或參與公共事務的機會也較少，社會互動與活動參與機會的限制與剝奪，成為威脅其心理福祉的主要原因。然而，欲探討活動參與和心理福祉之關係，需將個人活動參與狀況置於機構情境脈絡下進行檢視。</p> <p>本研究嘗試連結身心障礙理論與老人學研究，以ICF模式的「環境」與「活動參與」觀點，探討機構中的物理、社會與態度環境，如何影響失能老人不同性質的活動參與，並透過活動參與對個人心理福祉產生作用。本研究第一階段以深度訪談與焦點團體收集資料，以瞭解生理功能、活動參與和環境因素間如何交互作用，形塑個別機構失能老人獨特的「障礙」狀態；第二階段預計以分層抽樣方式選取長期照護機構，針對640位機構失能老人進行問卷調查，並使用多層次迴歸分析進行模型驗證與資料分析，以探討機構環境對失能老人活動參與和心理福祉的影響，本研究結果提供正向檢視機構環境助力與個人功能表現的機會，以尋求支持機構失能老人克服功能限制、創造極大化心理福祉的可能性。</p>	
Kind of Data	抽查
Unit of Analysis	個人

Scope & Coverage	
Time Period(s)	2014
Countries	台灣 (Taiwan, ROC)
<p>Geographic Coverage</p> <p>台灣地區</p>	
<p>Universe</p> <p>台灣地區國民小學校長</p>	

Producers & Sponsors	
Primary Investigator(s)	賴志峰, 國立臺中教育大學教育學系
Other Producer(s)	國立臺灣大學社會工作學系
Funding Agency/ies	行政院國家科學委員會

Data Collection	
Data Collection Dates	start 2014-06-01 end 2014-10-31
Time Period(s)	start 2012-08-01 end 2014-07-31

Data Collection Mode	面對面訪問
-----------------------------	-------

Data Processing & Appraisal

Data Editing

中央研究院人文社會科學研究中心調查研究專題中心所進行的資料整理方式，為不合理值檢核。

Accessibility

Contact(s)	學術調查研究資料庫(Survey Research Data Archive) (中央研究院人社中心調查研究專題中心) , https://srda.sinica.edu.tw , srda@gate.sinica.edu.tw
Distributor(s)	學術調查研究資料庫(Survey Research Data Archive)
Depositor(s)	國立臺灣大學社會工作學系

Access Conditions

標準版(一般會員、院內會員直接下載)

Files Description

Dataset contains 1 file(s)

data	
# Cases	634
# Variable(s)	190

Variables Group(s)

Dataset contains 5 group(s)

Group 居住狀態							
#	Name	Label	Type	Format	Valid	Invalid	Question
1	b1	B1.居住房型	discrete	numeric-8.0	634	0	-
2	b2	B2.您滿意目前房間嗎	discrete	numeric-8.0	634	0	-
3	b3	B3.您認為您在房間自行上廁所方不方便	discrete	numeric-8.0	634	0	-
4	b4	B4.您認為從您的房間到公共空間方不方便	discrete	numeric-8.0	634	0	-
5	b5	B5.月收費	discrete	numeric-8.0	634	0	-

Group 機構內外社會環境與態度環境							
#	Name	Label	Type	Format	Valid	Invalid	Question
1	c1.1.1	C1.1.1.您覺得室內環境的舒適程度	discrete	numeric-8.0	634	0	-
2	c1.2.1	C1.2.1.您覺得室外環境的舒適程度	discrete	numeric-8.0	634	0	-
3	c1.2.2	C1.2.2.您覺得室外環境適合輪椅進出的程度	discrete	numeric-8.0	634	0	-
4	c1.3.1	C1.3.1.您覺得附近社區生活機能的方便程度	discrete	numeric-8.0	634	0	-
5	c1.3.2	C1.3.2.您覺得附近社區居民對老人的友善程度	discrete	numeric-8.0	634	0	-
6	c2.1	C2.1.您有無家人或親戚	discrete	numeric-8.0	634	0	-
7	c2.2a	C2.2a.兒子數	discrete	numeric-8.0	634	0	-
8	c2.2b	C2.2b.女兒數	discrete	numeric-8.0	634	0	-
9	c2.2c	C2.2c.孫子女數	continuous	numeric-8.0	634	0	-
10	C2.2.1_1	C2.2.1_1.至少每月見面或聯絡的家人(配偶)	discrete	numeric-8.0	634	0	-
11	C2.2.1_2	C2.2.1_2.至少每月見面或聯絡的家人(兒子)	discrete	numeric-8.0	634	0	-
12	C2.2.1_3	C2.2.1_3.至少每月見面或聯絡的家人(女兒)	discrete	numeric-8.0	634	0	-
13	C2.2.1_4	C2.2.1_4.至少每月見面或聯絡的家人(孫子女)	discrete	numeric-8.0	634	0	-
14	C2.2.1_5	C2.2.1_5.至少每月見面或聯絡的家人(兄弟姊妹)	discrete	numeric-8.0	634	0	-
15	C2.2.1_6	C2.2.1_6.至少每月見面或聯絡的家人(其他)	discrete	numeric-8.0	634	0	-
16	C2.2.1_6a	C2.2.1_6a.至少每月見面或聯絡的家人(其他家屬說明)	discrete	character-19	634	0	-
17	c2.3.1	C2.3.1.您和家人的關係	discrete	numeric-8.0	634	0	-
18	c2.3.2	C2.3.2.家人願意聽你講心事的程度	discrete	numeric-8.0	634	0	-

#	Name	Label	Type	Format	Valid	Invalid	Question
19	c2.3.3	C2.3.3.家人鼓勵您活動的程度	discrete	numeric-8.0	634	0	-
20	c2.3.4	C2.3.4.家人鼓勵您參加機構內活動的程度	discrete	numeric-8.0	634	0	-
21	c2.3.5	C2.3.5.家人鼓勵您到機構外走走的程度	discrete	numeric-8.0	634	0	-
22	c3.1	C3.1.住民中您覺得是好朋友的人數	discrete	numeric-8.0	634	0	-
23	c3.2.1	C3.2.1.您和其他住民的關係	discrete	numeric-8.0	634	0	-
24	c3.2.2	C3.2.2.當想要和人談您的問題或您的心事時，其他住民願意聽您講的程度	discrete	numeric-8.0	634	0	-
25	c3.2.3	C3.2.3.其他住民鼓勵您自己活動(散步、復健)的程度	discrete	numeric-8.0	634	0	-
26	c3.2.4	C3.2.4.其他住民鼓勵您參加機構內的活動的程度	discrete	numeric-8.0	634	0	-
27	c3.2.5	C3.2.5.其他住民鼓勵您到機構外走走的程度	discrete	numeric-8.0	634	0	-
28	c4.1	C4.1.這裡工作人員中，您覺得是好朋友的人數	discrete	numeric-8.0	634	0	-
29	c4.2.1	C4.2.1.您跟工作人員的關係	discrete	numeric-8.0	634	0	-
30	c4.2.2	C4.2.2.工作人員對您日常生活的照顧程度	discrete	numeric-8.0	634	0	-
31	c4.2.3	C4.2.3.當想要和人談您的問題或您的心事時，工作人員願意聽您講的程度	discrete	numeric-8.0	634	0	-
32	c4.2.4	C4.2.4.工作人員鼓勵您自己洗澡、吃飯、上廁所的程度	discrete	numeric-8.0	634	0	-
33	c4.2.5	C4.2.5.工作人員鼓勵您自己活動(散步、復健)的程度	discrete	numeric-8.0	634	0	-
34	c4.2.6	C4.2.6.工作人員鼓勵您參加機構內的活動的程度	discrete	numeric-8.1	634	0	-
35	c4.2.7	C4.2.7.工作人員鼓勵您到機構外走走的程度	discrete	numeric-8.0	634	0	-

Group 心理健康與生活品質

#	Name	Label	Type	Format	Valid	Invalid	Question
1	d1_1	D1_1.不想吃東西、胃口不好	discrete	numeric-8.0	634	0	-
2	d1_2	D1_2.覺得心情很不好	discrete	numeric-8.0	634	0	-
3	d1_3	D1_3.睡不安穩	discrete	numeric-8.0	634	0	-
4	d1_4	D1_4.覺得很快樂	discrete	numeric-8.0	634	0	-
5	d1_5	D1_5.覺得很孤單、寂寞	discrete	numeric-8.0	634	0	-
6	d1_6	D1_6.覺得人人都不友善(對您不好)	discrete	numeric-8.0	634	0	-
7	d1_7	D1_7.覺得日子過得很好很享受人生	discrete	numeric-8.0	634	0	-
8	d1_8	D1_8.覺得很傷心	discrete	numeric-8.0	634	0	-

#	Name	Label	Type	Format	Valid	Invalid	Question
9	d1_9	D1_9.覺得別人不喜歡您	discrete	numeric-8.0	634	0	-
10	d1_10	D1_10.提不起勁做任何事	discrete	numeric-8.0	634	0	-
11	d2_1	D2_1.隨著年紀變大，一切事情也變得越來越糟	discrete	numeric-8.0	634	0	-
12	d2_2	D2_2.您和去年一樣有活力	discrete	numeric-8.0	634	0	-
13	d2_3	D2_3.您覺得有多寂寞？	discrete	numeric-8.0	634	0	-
14	d2_4	D2_4.一些瑣碎的事在今年變得比往年更讓您困擾	discrete	numeric-8.0	634	0	-
15	d2_5	D2_5.您和朋友、親戚經常碰面	discrete	numeric-8.0	634	0	-
16	d2_6	D2_6.人越老越沒用	discrete	numeric-8.0	634	0	-
17	d2_7	D2_7.您有時會煩惱到睡不著覺	discrete	numeric-8.0	634	0	-
18	d2_8	D2_8.隨著年紀變大，事情變得比想像中更好	discrete	numeric-8.0	634	0	-
19	d2_9	D2_9.您有時會覺得人生不值得活	discrete	numeric-8.0	634	0	-
20	d2_10	D2_10.您跟年輕時一樣快樂	discrete	numeric-8.0	634	0	-
21	d2_11	D2_11.發生過很多讓您覺得難過的事情	discrete	numeric-8.0	634	0	-
22	d2_12	D2_12.您害怕很多事情	discrete	numeric-8.0	634	0	-
23	d2_13	D2_13.您比過去更容易生氣	discrete	numeric-8.0	634	0	-
24	d2_14	D2_14.您覺得生活中大部分的時間都很艱苦	discrete	numeric-8.0	634	0	-
25	d2_15	D2_15.您對現在的生活有多滿意？	discrete	numeric-8.0	634	0	-
26	d2_16	D2_16.您常常覺得很煩惱	discrete	numeric-8.0	634	0	-
27	d2_17	D2_17.您很容易覺得不高興	discrete	numeric-8.0	634	0	-
28	d3	D3.當我真的想要做一些事情時，我總是可以找到方法完成這些事情	discrete	numeric-8.0	634	0	-
29	d4.1	D4.1.您覺得您的生活品質如何	discrete	numeric-8.0	634	0	-
30	d4.2	D4.2.您覺得您的健康狀況如何？	discrete	numeric-8.0	634	0	-

Group 活動參與

#	Name	Label	Type	Format	Valid	Invalid	Question
1	e1.1_1	E1.1_1.看電視	discrete	numeric-8.0	634	0	-
2	e1.1_1a	E1.1_1a.喜歡程度	discrete	numeric-8.0	634	0	-
3	e1.1_2	E1.1_2.聽收音機	discrete	numeric-8.0	634	0	-
4	e1.1_2a	E1.1_2a.喜歡程度	discrete	numeric-8.0	634	0	-
5	e1.1_3	E1.1_3.看書或報紙	discrete	numeric-8.0	634	0	-
6	e1.1_3a	E1.1_3a.喜歡程度	discrete	numeric-8.0	634	0	-

#	Name	Label	Type	Format	Valid	Invalid	Question
7	e1.1_4	E1.1_4.自己做運動(散步、伸展操)	discrete	numeric-8.0	634	0	-
8	e1.1_4a	E1.1_4a.喜歡程度	discrete	numeric-8.0	634	0	-
9	e1.1_5	E1.1_5.自己念佛、禱告	discrete	numeric-8.0	634	0	-
10	e1.1_5a	E1.1_5a.喜歡程度	discrete	numeric-8.0	634	0	-
11	e1.1_6	E1.1_6.坐在房間內，不做任何事	discrete	numeric-8.0	634	0	-
12	e1.1_6a	E1.1_6a.喜歡程度	discrete	numeric-8.0	634	0	-
13	e2.1_1	E2.1_1.挑選喜歡穿的衣服	discrete	numeric-8.0	634	0	-
14	e2.1_1a	E2.1_1a.喜歡程度	discrete	numeric-8.0	634	0	-
15	e2.1_2	E2.1_2.佈置房間	discrete	numeric-8.0	634	0	-
16	e2.1_2a	E2.1_2a.喜歡程度	discrete	numeric-8.0	634	0	-
17	e2.1_3	E2.1_3.整理房間	discrete	numeric-8.0	634	0	-
18	e2.1_3a	E2.1_3a.喜歡程度	discrete	numeric-8.0	634	0	-
19	e2.1_4	E2.1_4.買東西（請人代買或院內福利社購買	discrete	numeric-8.0	634	0	-
20	e2.1_4a	E2.1_4a.喜歡程度	discrete	numeric-8.0	634	0	-
21	e2.1_5	E2.1_5.幫忙其他住民(吃飯、生活起居)	discrete	numeric-8.0	634	0	-
22	e2.1_5a	E2.1_5a.喜歡程度	discrete	numeric-8.0	634	0	-
23	e3.1_1	E3.1_1.與其他住民聊天	discrete	numeric-8.0	634	0	-
24	e3.1_1a	E3.1_1a.喜歡程度	discrete	numeric-8.0	634	0	-
25	e3.1_2	E3.1_2.與其他住民分享食物	discrete	numeric-8.0	634	0	-
26	e3.1_2a	E3.1_2a.喜歡程度	discrete	numeric-8.0	634	0	-
27	e3.1_3	E3.1_3.跟工作人員聊天	discrete	numeric-8.0	634	0	-
28	e3.1_3a	E3.1_3a.喜歡程度	discrete	numeric-8.0	634	0	-
29	e3.1_4	E3.1_4.跟家人聊天	discrete	numeric-8.0	634	0	-
30	e3.1_4a	E3.1_4a.喜歡程度	discrete	numeric-8.0	634	0	-
31	e3.1_5	E3.1_5.跟志工聊天	discrete	numeric-8.0	634	0	-
32	e3.1_5a	E3.1_5a.喜歡程度	discrete	numeric-8.0	634	0	-
33	e4.1_1	E4.1_1.玩牌、下象棋	discrete	numeric-8.0	634	0	-
34	e4.1_1a	E4.1_1a.喜歡程度	discrete	numeric-8.0	634	0	-
35	e4.1_2	E4.1_2.玩賓果	discrete	numeric-8.0	634	0	-
36	e4.1_2a	E4.1_2a.喜歡程度	discrete	numeric-8.0	634	0	-
37	e4.1_3	E4.1_3.唱卡拉ok	discrete	numeric-8.0	634	0	-
38	e4.1_3a	E4.1_3a.喜歡程度	discrete	numeric-8.0	634	0	-
39	e4.1_4	E4.1_4.參加嗜好團體(烹飪、畫畫、插花、手工藝)	discrete	numeric-8.0	634	0	-
40	e4.1_4a	E4.1_4a.喜歡程度	discrete	numeric-8.0	634	0	-
41	e4.1_5	E4.1_5.參加團體運動(球類、健康操)	discrete	numeric-8.0	634	0	-
42	e4.1_5a	E4.1_5a.喜歡程度	discrete	numeric-8.0	634	0	-

#	Name	Label	Type	Format	Valid	Invalid	Question
43	e4.1_6	E4.1_6.參加年節活動(端午節、中秋節、歲末聯歡)	discrete	numeric-8.0	634	0	-
44	e4.1_6a	E4.1_6a.喜歡程度	discrete	numeric-8.0	634	0	-
45	e4.1_7	E4.1_7.在機構內看電影或表演	discrete	numeric-8.0	634	0	-
46	e4.1_7a	E4.1_7a.喜歡程度	discrete	numeric-8.0	634	0	-
47	e4.1_8	E4.1_8.參加宗教活動(做禮拜、聽佛說故事)	discrete	numeric-8.0	634	0	-
48	e4.1_8a	E4.1_8a.喜歡程度	discrete	numeric-8.0	634	0	-
49	e4.1_9	E4.1_9.票選快樂餐	discrete	numeric-8.0	634	0	-
50	e4.1_9a	E4.1_9a.喜歡程度	discrete	numeric-8.0	634	0	-
51	e4.1_10	E4.1_10.其他	discrete	numeric-8.0	634	0	-
52	e4.1_10a	E4.1_10a.喜歡程度	discrete	numeric-8.0	634	0	-
53	e4.1_10a_1	E4.1_10a_1.其他活動說明	discrete	character-49	24	0	-
54	e4.2.1_1	E4.2.1_1.外出旅遊	discrete	numeric-8.0	634	0	-
55	e4.2.1_1a	E4.2.1_1a.喜歡程度	discrete	numeric-8.0	634	0	-
56	e4.2.1_2	E4.2.1_2.到餐廳吃飯	discrete	numeric-8.0	634	0	-
57	e4.2.1_2a	E4.2.1_2a.喜歡程度	discrete	numeric-8.0	634	0	-
58	e4.2.1_3	E4.2.1_3.外出購物	discrete	numeric-8.0	634	0	-
59	e4.2.1_3a	E4.2.1_3a.喜歡程度	discrete	numeric-8.0	634	0	-
60	e4.2.1_4	E4.2.1_4.外出到社區散步	discrete	numeric-8.0	634	0	-
61	e4.2.1_4a	E4.2.1_4a.喜歡程度	discrete	numeric-8.0	634	0	-
62	e4.2.1_5	E4.2.1_5.其他	discrete	numeric-8.0	634	0	-
63	e4.2.1_5a	E4.2.1_5a.喜歡程度	discrete	numeric-8.0	634	0	-
64	e4.2.1_5a_1	E4.2.1_5a_1.活動說明	discrete	character-48	9	0	-

Group 疾病與身體功能/表現

#	Name	Label	Type	Format	Valid	Invalid	Question
1	f1.1_1	F1.1_1.高血壓	discrete	numeric-8.0	634	0	-
2	f1.1_2	F1.1_2.糖尿病	discrete	numeric-8.0	634	0	-
3	f1.1_3	F1.1_3.心臟病(心悸不算)	discrete	numeric-8.0	634	0	-
4	f1.1_4	F1.1_4.中風(腦溢血)	discrete	numeric-8.0	634	0	-
5	f1.1_5	F1.1_5.癌症或惡性腫瘤	discrete	numeric-8.0	634	0	-
6	f1.1_6	F1.1_6.支氣管炎、肺氣腫、肺炎、肺病、氣喘等病	discrete	numeric-8.0	634	0	-
7	f1.1_7	F1.1_7.關節炎或風濕症	discrete	numeric-8.0	634	0	-
8	f1.1_8	F1.1_8.胃潰瘍或胃病	discrete	numeric-8.0	634	0	-
9	f1.1_9	F1.1_9.肝、膽疾病	discrete	numeric-8.0	634	0	-
10	f1.1_10	F1.1_10.髖骨骨折	discrete	numeric-8.0	634	0	-
11	f1.1_11	F1.1_11.白內障	discrete	numeric-8.0	634	0	-
12	f1.1_12	F1.1_12.腎臟疾病(包括結石)	discrete	numeric-8.0	634	0	-

#	Name	Label	Type	Format	Valid	Invalid	Question
13	f1.1_13	F1.1_13.痛風	discrete	numeric-8.0	634	0	-
14	f1.1_14	F1.1_14.脊椎骨骨刺	discrete	numeric-8.0	634	0	-
15	f1.1_15	F1.1_15.骨質疏鬆	discrete	numeric-8.0	634	0	-
16	f1.1_16	F1.1_16.高血脂	discrete	numeric-8.0	634	0	-
17	f1.1_17	F1.1_17.貧血	discrete	numeric-8.0	634	0	-
18	f1.1_18	F1.1_18.攝護腺問題(只問男住民)	discrete	numeric-8.0	634	0	-
19	f1.1_19	F1.1_19.其他	discrete	numeric-8.0	634	0	-
20	f1.1_19a	F1.1_19a.其他說明	discrete	character-44	634	0	-
21	f2.1_1	F2.1_1.個人衛生(如刷牙洗臉)	discrete	numeric-8.0	634	0	-
22	f2.1_2	F2.1_2.洗澡	discrete	numeric-8.0	634	0	-
23	f2.1_3	F2.1_3.進食	discrete	numeric-8.0	634	0	-
24	f2.1_4	F2.1_4.如廁	discrete	numeric-8.0	634	0	-
25	f2.1_5	F2.1_5.上下樓梯	discrete	numeric-8.0	634	0	-
26	f2.1_6	F2.1_6.穿脫衣鞋褲襪	discrete	numeric-8.0	634	0	-
27	f2.1_7	F2.1_7.大便控制	discrete	numeric-8.0	634	0	-
28	f2.1_8	F2.1_8.小便控制	discrete	numeric-8.0	634	0	-
29	f2.1_9	F2.1_9.移位	discrete	numeric-8.0	634	0	-
30	f2.1_10	F2.1_10.平地上走動	discrete	numeric-8.0	634	0	-
31	f2.1_11	F2.1_11.總分	discrete	numeric-8.0	634	0	-
32	f3.1	F3.1.是否有使用輔具	discrete	numeric-8.0	634	0	-
33	f3.2_1	F3.2_1.單手拐杖	discrete	numeric-8.0	634	0	-
34	f3.2_2	F3.2_2.助行器	discrete	numeric-8.0	634	0	-
35	f3.2_3	F3.2_3.腋下拐杖	discrete	numeric-8.0	634	0	-
36	f3.2_4	F3.2_4.輪椅	discrete	numeric-8.0	634	0	-
37	f3.2_5	F3.2_5.助聽器	discrete	numeric-8.0	634	0	-
38	f3.2_6	F3.2_6.眼鏡	discrete	numeric-8.0	634	0	-
39	f3.2_7	F3.2_7.義肢	discrete	numeric-8.0	634	0	-
40	f3.2_8	F3.2_8.進食輔具	discrete	numeric-8.0	634	0	-
41	f3.2_9	F3.2_9.其他	discrete	numeric-8.0	634	0	-
42	f3.2_9_1	F3.2_9_1.其它輔具說明	discrete	character-8	634	0	-
43	f4.1	F4.1.視力	discrete	numeric-8.0	634	0	-
44	f4.1a	F4.1a.視力說明	discrete	character-41	634	0	-
45	f4.2	F4.2.聽力	discrete	numeric-35.0	634	0	-
46	f4.2b	F4.2b.聽力說明	discrete	character-31	634	0	-
47	f5.1.1.1	F5.1.1.1.左手	discrete	numeric-8.0	634	0	-
48	f5.1.1.2	F5.1.1.2.右手	discrete	numeric-8.0	634	0	-
49	f5.1.2.1	F5.1.2.1.左上肢	discrete	numeric-8.0	634	0	-
50	f5.1.2.2	F5.1.2.2.右上肢	discrete	numeric-8.0	634	0	-
51	f5.1.3.1	F5.1.3.1.左上肢	discrete	numeric-8.0	634	0	-

#	Name	Label	Type	Format	Valid	Invalid	Question
52	f5.1.3.2	F5.1.3.2.右上肢	discrete	numeric-8.0	634	0	-
53	f5.2.1.1	F5.2.1.1.左下肢	discrete	numeric-8.0	634	0	-
54	f5.2.1.2	F5.2.1.2.右下肢	discrete	numeric-8.0	634	0	-
55	f5.2.2.1	F5.2.2.1.左下肢	discrete	numeric-8.0	634	0	-
56	f5.2.2.2	F5.2.2.2.右下肢	discrete	numeric-8.0	634	0	-

Variables Description

Dataset contains 190 variable(s)

File : data			
# b1: B1. 居住房型			
Information	[Type= discrete] [Format=numeric] [Range= 1-5] [Missing=*]		
Statistics [NW/ W]	[Valid=634 /-] [Invalid=0 /-]		
Value	Label	Cases	Percentage
1	單人房	46	<div><div></div></div> 7.3%
2	雙人房	96	<div><div></div></div> 15.1%
3	三人房	88	<div><div></div></div> 13.9%
4	四人房	128	<div><div></div></div> 20.2%
5	五人房含以上	276	<div><div></div></div> 43.5%
Warning: these figures indicate the number of cases found in the data file. They cannot be interpreted as summary statistics of the population of interest.			
# b2: B2. 您滿意目前房間嗎			
Information	[Type= discrete] [Format=numeric] [Range= 1-999] [Missing=*]		
Statistics [NW/ W]	[Valid=634 /-] [Invalid=0 /-]		
Value	Label	Cases	Percentage
1	很不滿意	6	<div><div></div></div> 0.9%
2	不滿意	45	<div><div></div></div> 7.1%
3	普通	160	<div><div></div></div> 25.2%
4	滿意	298	<div><div></div></div> 47.0%
5	很滿意	123	<div><div></div></div> 19.4%
555	拒答	1	<div><div></div></div> 0.2%
999	遺漏值	1	<div><div></div></div> 0.2%
Warning: these figures indicate the number of cases found in the data file. They cannot be interpreted as summary statistics of the population of interest.			
# b3: B3. 您認為您在房間自行上廁所方不方便			
Information	[Type= discrete] [Format=numeric] [Range= 1-999] [Missing=*]		
Statistics [NW/ W]	[Valid=634 /-] [Invalid=0 /-]		
Value	Label	Cases	Percentage
1	很不滿意	10	<div><div></div></div> 1.6%
2	不滿意	86	<div><div></div></div> 13.6%
3	普通	49	<div><div></div></div> 7.7%
4	滿意	286	<div><div></div></div> 45.1%
5	很滿意	94	<div><div></div></div> 14.8%
886	不適用(裝尿管)	7	<div><div></div></div> 1.1%
887	不適用(包尿布)	60	<div><div></div></div> 9.5%
888	不適用(房內無廁所)	37	<div><div></div></div> 5.8%
999	遺漏值	5	<div><div></div></div> 0.8%
Warning: these figures indicate the number of cases found in the data file. They cannot be interpreted as summary statistics of the population of interest.			
# b4: B4. 您認為從您的房間到公共空間方不方便			
Information	[Type= discrete] [Format=numeric] [Range= 1-999] [Missing=*]		
Statistics [NW/ W]	[Valid=634 /-] [Invalid=0 /-]		
Value	Label	Cases	Percentage
1	很不方便	4	<div><div></div></div> 0.6%
2	不方便	75	<div><div></div></div> 11.8%
3	普通	90	<div><div></div></div> 14.2%

File : data








b4: B4.您認為從您的房間到公共空間方不方便

Value	Label	Cases	Percentage
4	方便	362	 57.1%
5	很方便	99	 15.6%
888	不適用	1	0.2%
999	遺漏值	3	0.5%

Warning: these figures indicate the number of cases found in the data file. They cannot be interpreted as summary statistics of the population of interest.

b5: B5.月收費







Information	[Type= discrete] [Format=numeric] [Range= 1-999] [Missing=*]
Statistics [NW/ W]	[Valid=634 /-] [Invalid=0 /-]

Value	Label	Cases	Percentage
1	少於2萬	109	 17.2%
2	2.1萬-3萬	406	 64.0%
3	3.1萬-4萬	78	 12.3%
4	4.1萬-5萬	13	 2.1%
5	5萬以上	5	 0.8%
555	拒答	5	 0.8%
777	不知道	15	 2.4%
888	不適用	1	0.2%
999	遺漏值	2	0.3%

Warning: these figures indicate the number of cases found in the data file. They cannot be interpreted as summary statistics of the population of interest.

c1.1.1: C1.1.1.您覺得室內環境的舒適程度



Information	[Type= discrete] [Format=numeric] [Range= 1-999] [Missing=*]
Statistics [NW/ W]	[Valid=634 /-] [Invalid=0 /-]

Value	Label	Cases	Percentage
1	很差	2	 0.3%
2	差	24	 3.8%
3	普通	123	 19.4%
4	好	358	 56.5%
5	很好	126	 19.9%
555	拒答	0	
666	跳答	0	
777	不知道	0	
888	不適用	0	
999	遺漏值	1	 0.2%

Warning: these figures indicate the number of cases found in the data file. They cannot be interpreted as summary statistics of the population of interest.







c1.2.1: C1.2.1.您覺得室外環境的舒適程度

Information	[Type= discrete] [Format=numeric] [Range= 1-999] [Missing=*]
Statistics [NW/ W]	[Valid=634 /-] [Invalid=0 /-]

Value	Label	Cases	Percentage
1	很差	1	0.2%
2	差	25	 3.9%
3	普通	171	 27.0%

File : data










c1.2.1: C1.2.1.您覺得室外環境的舒適程度

Value	Label	Cases	Percentage
4	好	260	 41.0%
5	很好	90	 14.2%
555	拒答	0	
666	跳答	0	
777	不知道	0	
886	不適用(機構無室外環境)	11	 1.7%
887	不適用(機構不准外出)	1	 0.2%
888	不適用(沒有出去過)	74	 11.7%
999	遺漏值	1	 0.2%

Warning: these figures indicate the number of cases found in the data file. They cannot be interpreted as summary statistics of the population of interest.

c1.2.2: C1.2.2.您覺得室外環境適合輪椅進出的程度








Information	[Type= discrete] [Format=numeric] [Range= 1-999] [Missing=*]
Statistics [NW/ W]	[Valid=634 /-] [Invalid=0 /-]

Value	Label	Cases	Percentage
1	很差	7	 1.1%
2	差	52	 8.2%
3	普通	135	 21.3%
4	好	245	 38.6%
5	很好	83	 13.1%
555	拒答	0	
666	跳答	0	
777	不知道	0	
886	不適用(機構無室外環境)	11	 1.7%
887	不適用(機構不准外出)	6	 0.9%
888	不適用(沒有出去過)	93	 14.7%
999	遺漏值	2	 0.3%

Warning: these figures indicate the number of cases found in the data file. They cannot be interpreted as summary statistics of the population of interest.

c1.3.1: C1.3.1.您覺得附近社區生活機能的方便程度

Information	[Type= discrete] [Format=numeric] [Range= 1-999] [Missing=*]
Statistics [NW/ W]	[Valid=634 /-] [Invalid=0 /-]

Value	Label	Cases	Percentage
1	很差	13	 2.1%
2	差	73	 11.5%
3	普通	153	 24.1%
4	好	140	 22.1%
5	很好	36	 5.7%
555	拒答	0	
666	跳答	0	
777	不知道	0	
886	不適用(機構無室外環境)	0	
887	不適用(機構不准外出)	17	 2.7%
888	不適用(沒有出去過)	198	 31.2%

File : data			
# c1.3.1: C1.3.1.您覺得附近社區生活機能的方便程度			
Value	Label	Cases	Percentage
999	遺漏值	4	<div><div></div></div> 0.6%
Warning: these figures indicate the number of cases found in the data file. They cannot be interpreted as summary statistics of the population of interest.			
# c1.3.2: C1.3.2.您覺得附近社區居民對老人的友善程度			
Information	[Type= discrete] [Format=numeric] [Range= 1-999] [Missing=*]		
Statistics [NW/ W]	[Valid=634 /-] [Invalid=0 /-]		
Value	Label	Cases	Percentage
1	很差	16	<div><div></div></div> 2.5%
2	差	18	<div><div></div></div> 2.8%
3	普通	177	<div><div></div></div> 27.9%
4	好	129	<div><div></div></div> 20.3%
5	很好	32	<div><div></div></div> 5.0%
555	拒答	0	
666	跳答	0	
777	不知道	3	<div><div></div></div> 0.5%
885	不適用(未與社區居民接觸或碰面)	3	<div><div></div></div> 0.5%
886	不適用(機構無室外環境)	0	
887	不適用(機構不准外出)	16	<div><div></div></div> 2.5%
888	不適用(沒有出去過)	235	<div><div></div></div> 37.1%
999	遺漏值	5	<div><div></div></div> 0.8%
Warning: these figures indicate the number of cases found in the data file. They cannot be interpreted as summary statistics of the population of interest.			
# c2.1: C2.1.您有無家人或親戚			
Information	[Type= discrete] [Format=numeric] [Range= 1-999] [Missing=*]		
Statistics [NW/ W]	[Valid=634 /-] [Invalid=0 /-]		
Value	Label	Cases	Percentage
1	有	599	<div><div></div></div> 94.5%
2	無	30	<div><div></div></div> 4.7%
555	拒答	3	<div><div></div></div> 0.5%
888	不適用	1	<div><div></div></div> 0.2%
999	遺漏值	1	<div><div></div></div> 0.2%
Warning: these figures indicate the number of cases found in the data file. They cannot be interpreted as summary statistics of the population of interest.			
# c2.2a: C2.2a.兒子數			
Information	[Type= discrete] [Format=numeric] [Range= 0-999] [Missing=*]		
Statistics [NW/ W]	[Valid=634 /-] [Invalid=0 /-]		
Value	Label	Cases	Percentage
0		95	<div><div></div></div> 15.0%
1		174	<div><div></div></div> 27.4%
2		184	<div><div></div></div> 29.0%
3		90	<div><div></div></div> 14.2%
4		34	<div><div></div></div> 5.4%
5		5	<div><div></div></div> 0.8%
6		8	<div><div></div></div> 1.3%

File : data			
# c2.2a: C2.2a.兒子數			
Value	Label	Cases	Percentage
555	拒答	7	1.1%
666	跳答	28	4.4%
777	不知道	0	
888	不適用	0	
999	遺漏值	9	1.4%
<i>Warning: these figures indicate the number of cases found in the data file. They cannot be interpreted as summary statistics of the population of interest.</i>			
# c2.2b: C2.2b.女兒數			
Information	[Type= discrete] [Format=numeric] [Range= 0-999] [Missing=*]		
Statistics [NW/ W]	[Valid=634 -] [Invalid=0 -]		
Value	Label	Cases	Percentage
0		114	18.0%
1		157	24.8%
2		160	25.2%
3		88	13.9%
4		47	7.4%
5		13	2.1%
6		6	0.9%
7		1	0.2%
8		1	0.2%
555	拒答	7	1.1%
666	跳答	29	4.6%
777	不知道	0	
888	不適用	0	
999	遺漏值	11	1.7%
<i>Warning: these figures indicate the number of cases found in the data file. They cannot be interpreted as summary statistics of the population of interest.</i>			
# c2.2c: C2.2c.孫子女數			
Information	[Type= continuous] [Format=numeric] [Range= 0-999] [Missing=*]		
Statistics [NW/ W]	[Valid=634 -] [Invalid=0 -]		
Value	Label	Cases	Percentage
555	拒答	8	7.1%
666	跳答	29	25.9%
777	不知道	48	42.9%
888	不適用	0	
999	遺漏值	27	24.1%
<i>Warning: these figures indicate the number of cases found in the data file. They cannot be interpreted as summary statistics of the population of interest.</i>			
# C2.2.1_1: C2.2.1_1.至少每月見面或聯絡的家人(配偶)			
Information	[Type= discrete] [Format=numeric] [Range= 0-999] [Missing=*]		
Statistics [NW/ W]	[Valid=634 -] [Invalid=0 -]		
Value	Label	Cases	Percentage
0	無	530	83.6%
1	有	52	8.2%

File : data

C2.2.1_1: C2.2.1_1.至少每月見面或聯絡的家人(配偶)

Value	Label	Cases	Percentage
555	拒答	19	3.0%
666	跳答	29	4.6%
777	不知道	0	
888	不適用	0	
999	遺漏值	4	0.6%

Warning: these figures indicate the number of cases found in the data file. They cannot be interpreted as summary statistics of the population of interest.

C2.2.1_2: C2.2.1_2.至少每月見面或聯絡的家人(兒子)

Information	[Type= discrete] [Format=numeric] [Range= 0-999] [Missing=*]
Statistics [NW/ W]	[Valid=634 /-] [Invalid=0 /-]

Value	Label	Cases	Percentage
0	無	209	33.0%
1	有	373	58.8%
555	拒答	19	3.0%
666	跳答	29	4.6%
777	不知道	0	
888	不適用	0	
999	遺漏值	4	0.6%

Warning: these figures indicate the number of cases found in the data file. They cannot be interpreted as summary statistics of the population of interest.

C2.2.1_3: C2.2.1_3.至少每月見面或聯絡的家人(女兒)

Information	[Type= discrete] [Format=numeric] [Range= 0-999] [Missing=*]
Statistics [NW/ W]	[Valid=634 /-] [Invalid=0 /-]

Value	Label	Cases	Percentage
0	無	232	36.6%
1	有	350	55.2%
555	拒答	19	3.0%
666	跳答	29	4.6%
777	不知道	0	
888	不適用	0	
999	遺漏值	4	0.6%

Warning: these figures indicate the number of cases found in the data file. They cannot be interpreted as summary statistics of the population of interest.

C2.2.1_4: C2.2.1_4.至少每月見面或聯絡的家人(孫子女)

Information	[Type= discrete] [Format=numeric] [Range= 0-999] [Missing=*]
Statistics [NW/ W]	[Valid=634 /-] [Invalid=0 /-]

Value	Label	Cases	Percentage
0	無	398	62.8%
1	有	184	29.0%
555	拒答	19	3.0%
666	跳答	29	4.6%
777	不知道	0	
888	不適用	0	
999	遺漏值	4	0.6%

File : data			
# C2.2.1_4: C2.2.1_4.至少每月見面或聯絡的家人(孫子女)			
Warning: these figures indicate the number of cases found in the data file. They cannot be interpreted as summary statistics of the population of interest.			
# C2.2.1_5: C2.2.1_5.至少每月見面或聯絡的家人(兄弟姊妹)			
Information	[Type= discrete] [Format=numeric] [Range= 0-999] [Missing=*]		
Statistics [NW/ W]	[Valid=634 /-] [Invalid=0 /-]		
Value	Label	Cases	Percentage
0	無	523	82.5%
1	有	59	9.3%
555	拒答	19	3.0%
666	跳答	29	4.6%
777	不知道	0	
888	不適用	0	
999	遺漏值	4	0.6%
Warning: these figures indicate the number of cases found in the data file. They cannot be interpreted as summary statistics of the population of interest.			
# C2.2.1_6: C2.2.1_6.至少每月見面或聯絡的家人(其他)			
Information	[Type= discrete] [Format=numeric] [Range= 0-999] [Missing=*]		
Statistics [NW/ W]	[Valid=634 /-] [Invalid=0 /-]		
Value	Label	Cases	Percentage
0	無	569	89.7%
1	有	13	2.1%
555	拒答	19	3.0%
666	跳答	29	4.6%
777	不知道	0	
888	不適用	0	
999	遺漏值	4	0.6%
Warning: these figures indicate the number of cases found in the data file. They cannot be interpreted as summary statistics of the population of interest.			
# C2.2.1_6a: C2.2.1_6a.至少每月見面或聯絡的家人(其他家屬說明)			
Information	[Type= discrete] [Format=character] [Missing=*]		
Statistics [NW/ W]	[Valid=634 /-] [Invalid=0 /-]		
Value	Label	Cases	Percentage
2位姪女		1	0.2%
555		8	1.3%
666		612	96.5%
999		1	0.2%
外甥		1	0.2%
大兄的兒子		1	0.2%
大舅		1	0.2%
姊姊的孩子		1	0.2%
姪女		1	0.2%
姪子		1	0.2%
姪子姪女		1	0.2%
小叔的兒子		1	0.2%
小姨和小姨丈		1	0.2%

File : data			
# C2.2.1_6a: C2.2.1_6a.至少每月見面或聯絡的家人(其他家屬說明)			
Value	Label	Cases	Percentage
弟媳		1	0.2%
爸媽		1	0.2%
老闆的女兒		1	0.2%
<i>Warning: these figures indicate the number of cases found in the data file. They cannot be interpreted as summary statistics of the population of interest.</i>			
# c2.3.1: C2.3.1.您和家人的關係			
Information	[Type= discrete] [Format=numeric] [Range= 1-999] [Missing=*]		
Statistics [NW/ W]	[Valid=634 /-] [Invalid=0 /-]		
Value	Label	Cases	Percentage
1	很差	3	0.5%
2	差	15	2.4%
3	普通	80	12.6%
4	好	296	46.7%
5	很好	172	27.1%
555	拒答	35	5.5%
666	跳答	28	4.4%
777	不知道	0	
886	不適用(不與家人互動)	0	
888	不適用	1	0.2%
999	遺漏值	4	0.6%
<i>Warning: these figures indicate the number of cases found in the data file. They cannot be interpreted as summary statistics of the population of interest.</i>			
# c2.3.2: C2.3.2.家人願意聽你講心事的程度			
Information	[Type= discrete] [Format=numeric] [Range= 1-999] [Missing=*]		
Statistics [NW/ W]	[Valid=634 /-] [Invalid=0 /-]		
Value	Label	Cases	Percentage
1	很不願意	1	0.2%
2	不願意	44	6.9%
3	普通	92	14.5%
4	願意	316	49.8%
5	很願意	88	13.9%
555	拒答	35	5.5%
666	跳答	28	4.4%
777	不知道	1	0.2%
886	不適用(不與家人互動)	1	0.2%
887	不適用(不願跟人分享心事)	17	2.7%
888	不適用	4	0.6%
999	遺漏值	7	1.1%
<i>Warning: these figures indicate the number of cases found in the data file. They cannot be interpreted as summary statistics of the population of interest.</i>			
# c2.3.3: C2.3.3.家人鼓勵您活動的程度			
Information	[Type= discrete] [Format=numeric] [Range= 1-999] [Missing=*]		
Statistics [NW/ W]	[Valid=634 /-] [Invalid=0 /-]		

File : data

c2.3.3: C2.3.3.家人鼓勵您活動的程度

Value	Label	Cases	Percentage
1	很不鼓勵	1	0.2%
2	不鼓勵	51	8.0%
3	普通	108	17.0%
4	鼓勵	304	47.9%
5	很鼓勵	90	14.2%
555	拒答	35	5.5%
666	跳答	28	4.4%
777	不知道	0	
885	不適用(身體很好, 可自理生活, 無須鼓勵)	0	
886	不適用(不與家人互動)	1	0.2%
888	不適用	8	1.3%
999	遺漏值	8	1.3%

Warning: these figures indicate the number of cases found in the data file. They cannot be interpreted as summary statistics of the population of interest.

c2.3.4: C2.3.4.家人鼓勵您參加機構內活動的程度

Information	[Type= discrete] [Format=numeric] [Range= 1-999] [Missing=*]
Statistics [NW/ W]	[Valid=634 /-] [Invalid=0 /-]

Value	Label	Cases	Percentage
1	很不鼓勵	2	0.3%
2	不鼓勵	54	8.5%
3	普通	132	20.8%
4	鼓勵	277	43.7%
5	很鼓勵	90	14.2%
555	拒答	35	5.5%
666	跳答	28	4.4%
777	不知道	2	0.3%
885	不適用(身體很好, 可自理生活, 無須鼓勵)	0	
886	不適用(不與家人互動)	1	0.2%
888	不適用	6	0.9%
999	遺漏值	7	1.1%

Warning: these figures indicate the number of cases found in the data file. They cannot be interpreted as summary statistics of the population of interest.

c2.3.5: C2.3.5.家人鼓勵您到機構外走走的程度

Information	[Type= discrete] [Format=numeric] [Range= 1-999] [Missing=*]
Statistics [NW/ W]	[Valid=634 /-] [Invalid=0 /-]

Value	Label	Cases	Percentage
1	很不鼓勵	8	1.3%
2	不鼓勵	108	17.0%
3	普通	156	24.6%
4	鼓勵	184	29.0%
5	很鼓勵	65	10.3%
555	拒答	35	5.5%
666	跳答	28	4.4%
777	不知道	3	0.5%

File : data

c2.3.5: C2.3.5.家人鼓勵您到機構外走走的程度

Value	Label	Cases	Percentage
884	不適用(行動不便, 不方便外出)	2	0.3%
885	不適用(身體很好, 可自理生活, 無須鼓勵)	0	
886	不適用(不與家人互動)	1	0.2%
887	不適用(機構不准外出)	16	2.5%
888	不適用	21	3.3%
999	遺漏值	7	1.1%

Warning: these figures indicate the number of cases found in the data file. They cannot be interpreted as summary statistics of the population of interest.

c3.1: C3.1.住民中您覺得是好朋友的人數

Information	[Type= discrete] [Format=numeric] [Range= 0-999] [Missing=*]
Statistics [NW/ W]	[Valid=634 /-] [Invalid=0 /-]

Value	Label	Cases	Percentage
0		368	58.0%
1		74	11.7%
2		47	7.4%
3		37	5.8%
4		13	2.1%
5		23	3.6%
6		5	0.8%
7		1	0.2%
8		1	0.2%
9		1	0.2%
10		19	3.0%
15		1	0.2%
20		2	0.3%
777	不知道	3	0.5%
888	不適用(大家都是好朋友)	32	5.0%
999	遺漏值	7	1.1%

Warning: these figures indicate the number of cases found in the data file. They cannot be interpreted as summary statistics of the population of interest.

c3.2.1: C3.2.1.您和其他住民的關係

Information	[Type= discrete] [Format=numeric] [Range= 1-999] [Missing=*]
Statistics [NW/ W]	[Valid=634 /-] [Invalid=0 /-]

Value	Label	Cases	Percentage
1	很差	1	0.2%
2	差	36	5.7%
3	普通	199	31.4%
4	好	299	47.2%
5	很好	94	14.8%
555	拒答	1	0.2%
666	跳答	0	
777	不知道	0	
888	不適用	0	
999	遺漏值	4	0.6%

File : data			
# c3.2.1: C3.2.1.您和其他住民的關係			
<i>Warning: these figures indicate the number of cases found in the data file. They cannot be interpreted as summary statistics of the population of interest.</i>			
# c3.2.2: C3.2.2.當想要和人談您的問題或您的心事時，其他住民願意聽您講的程度			
Information	[Type= discrete] [Format=numeric] [Range= 1-999] [Missing=*]		
Statistics [NW/ W]	[Valid=634 /-] [Invalid=0 /-]		
Value	Label	Cases	Percentage
1	很不願意	3	0.5%
2	不願意	105	16.6%
3	普通	210	33.1%
4	願意	225	35.5%
5	很願意	42	6.6%
555	拒答	1	0.2%
666	跳答	0	
777	不知道	1	0.2%
887	不適用(不願跟人分享心事)	29	4.6%
888	不適用	11	1.7%
999	遺漏值	7	1.1%
<i>Warning: these figures indicate the number of cases found in the data file. They cannot be interpreted as summary statistics of the population of interest.</i>			
# c3.2.3: C3.2.3.其他住民鼓勵您自己活動(散步、復健)的程度			
Information	[Type= discrete] [Format=numeric] [Range= 1-999] [Missing=*]		
Statistics [NW/ W]	[Valid=634 /-] [Invalid=0 /-]		
Value	Label	Cases	Percentage
1	很不鼓勵	2	0.3%
2	不鼓勵	141	22.2%
3	普通	230	36.3%
4	鼓勵	197	31.1%
5	很鼓勵	44	6.9%
555	拒答	1	0.2%
666	跳答	0	
777	不知道	1	0.2%
885	不適用(身體很好，可自理生活，無須鼓勵)	1	0.2%
886	不適用(不與他人互動)	4	0.6%
888	不適用	9	1.4%
999	遺漏值	4	0.6%
<i>Warning: these figures indicate the number of cases found in the data file. They cannot be interpreted as summary statistics of the population of interest.</i>			
# c3.2.4: C3.2.4.其他住民鼓勵您參加機構內的活動的程度			
Information	[Type= discrete] [Format=numeric] [Range= 1-999] [Missing=*]		
Statistics [NW/ W]	[Valid=634 /-] [Invalid=0 /-]		
Value	Label	Cases	Percentage
1	很不鼓勵	0	
2	不鼓勵	139	21.9%
3	普通	207	32.6%
4	鼓勵	222	35.0%

File : data			
# c3.2.4: C3.2.4.其他住民鼓勵您參加機構內的活動的程度			
Value	Label	Cases	Percentage
5	很鼓勵	48	<div><div></div></div> 7.6%
555	拒答	1	<div><div></div></div> 0.2%
666	跳答	0	
777	不知道	2	<div><div></div></div> 0.3%
885	不適用(身體很好, 可自理生活, 無須鼓勵)	1	<div><div></div></div> 0.2%
886	不適用(不與他人互動)	3	<div><div></div></div> 0.5%
888	不適用	8	<div><div></div></div> 1.3%
999	遺漏值	3	<div><div></div></div> 0.5%
Warning: these figures indicate the number of cases found in the data file. They cannot be interpreted as summary statistics of the population of interest.			
# c3.2.5: C3.2.5.其他住民鼓勵您到機構外走走的程度			
Information	[Type= discrete] [Format=numeric] [Range= 1-999] [Missing=*]		
Statistics [NW/ W]	[Valid=634 /-] [Invalid=0 /-]		
Value	Label	Cases	Percentage
1	很不鼓勵	15	<div><div></div></div> 2.4%
2	不鼓勵	218	<div><div></div></div> 34.4%
3	普通	209	<div><div></div></div> 33.0%
4	鼓勵	103	<div><div></div></div> 16.2%
5	很鼓勵	25	<div><div></div></div> 3.9%
555	拒答	1	<div><div></div></div> 0.2%
666	跳答	0	
777	不知道	5	<div><div></div></div> 0.8%
884	不適用(行動不便, 不方便外出)	2	<div><div></div></div> 0.3%
885	不適用(身體很好, 可自理生活, 無須鼓勵)	1	<div><div></div></div> 0.2%
886	不適用(不與他人互動)	3	<div><div></div></div> 0.5%
887	不適用(機構不准外出)	20	<div><div></div></div> 3.2%
888	不適用	25	<div><div></div></div> 3.9%
999	遺漏值	7	<div><div></div></div> 1.1%
Warning: these figures indicate the number of cases found in the data file. They cannot be interpreted as summary statistics of the population of interest.			
# c4.1: C4.1.這裡工作人員中, 您覺得是好朋友的人數			
Information	[Type= discrete] [Format=numeric] [Range= 0-999] [Missing=*]		
Statistics [NW/ W]	[Valid=634 /-] [Invalid=0 /-]		
Value	Label	Cases	Percentage
0		395	<div><div></div></div> 62.3%
1		33	<div><div></div></div> 5.2%
2		39	<div><div></div></div> 6.2%
3		28	<div><div></div></div> 4.4%
4		17	<div><div></div></div> 2.7%
5		34	<div><div></div></div> 5.4%
6		6	<div><div></div></div> 0.9%
8		5	<div><div></div></div> 0.8%
10		17	<div><div></div></div> 2.7%
555	拒答	1	<div><div></div></div> 0.2%

File : data

c4.1: C4.1.這裡工作人員中，您覺得是好朋友的人數

Value	Label	Cases	Percentage
777	不知道	5	0.8%
888	不適用(大家都是好朋友)	40	6.3%
999	遺漏值	14	2.2%

Warning: these figures indicate the number of cases found in the data file. They cannot be interpreted as summary statistics of the population of interest.

c4.2.1: C4.2.1.您跟工作人員的關係

Information	[Type= discrete] [Format=numeric] [Range= 1-999] [Missing=*]		
Statistics [NW/ W]	[Valid=634 /-] [Invalid=0 /-]		
Value	Label	Cases	Percentage
1	很差	1	0.2%
2	差	17	2.7%
3	普通	165	26.0%
4	好	298	47.0%
5	很好	148	23.3%
555	拒答	0	
666	跳答	0	
777	不知道	0	
888	不適用	0	
999	遺漏值	5	0.8%

Warning: these figures indicate the number of cases found in the data file. They cannot be interpreted as summary statistics of the population of interest.

c4.2.2: C4.2.2.工作人員對您日常生活的照顧程度

Information	[Type= discrete] [Format=numeric] [Range= 1-999] [Missing=*]		
Statistics [NW/ W]	[Valid=634 /-] [Invalid=0 /-]		
Value	Label	Cases	Percentage
1	很差	0	
2	差	15	2.4%
3	普通	109	17.2%
4	好	314	49.5%
5	很好	193	30.4%
555	拒答	0	
666	跳答	0	
777	不知道	1	0.2%
888	不適用	0	
999	遺漏值	2	0.3%

Warning: these figures indicate the number of cases found in the data file. They cannot be interpreted as summary statistics of the population of interest.

c4.2.3: C4.2.3.當想要和人談您的問題或您的心事時，工作人員願意聽您講的程度

Information	[Type= discrete] [Format=numeric] [Range= 1-999] [Missing=*]		
Statistics [NW/ W]	[Valid=634 /-] [Invalid=0 /-]		
Value	Label	Cases	Percentage
1	很不願意	3	0.5%
2	不願意	66	10.4%
3	普通	200	31.5%

File : data

c4.2.3: C4.2.3.當想要和人談您的問題或您的心事時，工作人員願意聽您講的程度

Value	Label	Cases	Percentage
4	願意	236	<div><div></div></div> 37.2%
5	很願意	80	<div><div></div></div> 12.6%
555	拒答	0	
666	跳答	0	
777	不知道	0	
887	不適用(不願跟人分享心事)	33	<div><div></div></div> 5.2%
888	不適用	11	<div><div></div></div> 1.7%
999	遺漏值	5	<div><div></div></div> 0.8%

Warning: these figures indicate the number of cases found in the data file. They cannot be interpreted as summary statistics of the population of interest.

c4.2.4: C4.2.4.工作人員鼓勵您自己洗澡、吃飯、上廁所的程度

Information	[Type= discrete] [Format=numeric] [Range= 1-999] [Missing=*]
Statistics [NW/ W]	[Valid=634 /-] [Invalid=0 /-]

Value	Label	Cases	Percentage
1	很不鼓勵	2	<div><div></div></div> 0.3%
2	不鼓勵	82	<div><div></div></div> 12.9%
3	普通	158	<div><div></div></div> 24.9%
4	鼓勵	313	<div><div></div></div> 49.4%
5	很鼓勵	67	<div><div></div></div> 10.6%
555	拒答	0	
666	跳答	0	
777	不知道	0	
885	不適用(身體很好，可自理生活，無須鼓勵)	3	<div><div></div></div> 0.5%
886	不適用(不與他人互動)	0	
888	不適用	3	<div><div></div></div> 0.5%
999	遺漏值	6	<div><div></div></div> 0.9%

Warning: these figures indicate the number of cases found in the data file. They cannot be interpreted as summary statistics of the population of interest.

c4.2.5: C4.2.5.工作人員鼓勵您自己活動(散步、復健)的程度

Information	[Type= discrete] [Format=numeric] [Range= 1-999] [Missing=*]
Statistics [NW/ W]	[Valid=634 /-] [Invalid=0 /-]

Value	Label	Cases	Percentage
1	很不鼓勵	3	<div><div></div></div> 0.5%
2	不鼓勵	59	<div><div></div></div> 9.3%
3	普通	141	<div><div></div></div> 22.2%
4	鼓勵	327	<div><div></div></div> 51.6%
5	很鼓勵	92	<div><div></div></div> 14.5%
555	拒答	0	
666	跳答	0	
777	不知道	0	
885	不適用(身體很好，可自理生活，無須鼓勵)	3	<div><div></div></div> 0.5%
886	不適用(不與他人互動)	0	
888	不適用	5	<div><div></div></div> 0.8%
999	遺漏值	4	<div><div></div></div> 0.6%

File : data			
# c4.2.5: C4.2.5. 工作人員鼓勵您自己活動(散步、復健)的程度			
<i>Warning: these figures indicate the number of cases found in the data file. They cannot be interpreted as summary statistics of the population of interest.</i>			
# c4.2.6: C4.2.6. 工作人員鼓勵您參加機構內的活動的程度			
Information	[Type= discrete] [Format=numeric] [Range= 1-999] [Missing=*]		
Statistics [NW/ W]	[Valid=634 /-] [Invalid=0 /-]		
Value	Label	Cases	Percentage
1	很不鼓勵	2	0.3%
2	不鼓勵	46	7.3%
3	普通	129	20.3%
4	鼓勵	345	54.4%
5	很鼓勵	104	16.4%
555	拒答	0	
666	跳答	0	
777	不知道	1	0.2%
885	不適用(身體很好, 可自理生活, 無須鼓勵)	3	0.5%
886	不適用(不與他人互動)	0	
888	不適用	0	
999	遺漏值	4	0.6%
<i>Warning: these figures indicate the number of cases found in the data file. They cannot be interpreted as summary statistics of the population of interest.</i>			
# c4.2.7: C4.2.7. 工作人員鼓勵您到機構外走走的程度			
Information	[Type= discrete] [Format=numeric] [Range= 1-999] [Missing=*]		
Statistics [NW/ W]	[Valid=634 /-] [Invalid=0 /-]		
Value	Label	Cases	Percentage
1	很不鼓勵	21	3.3%
2	不鼓勵	154	24.3%
3	普通	202	31.9%
4	鼓勵	159	25.1%
5	很鼓勵	49	7.7%
555	拒答	0	
666	跳答	0	
777	不知道	4	0.6%
884	不適用(行動不便, 不方便外出)	1	0.2%
885	不適用(身體很好, 可自理生活, 無須鼓勵)	3	0.5%
886	不適用(不與他人互動)	0	
887	不適用(機構不准外出)	17	2.7%
888	不適用	20	3.2%
999	遺漏值	4	0.6%
<i>Warning: these figures indicate the number of cases found in the data file. They cannot be interpreted as summary statistics of the population of interest.</i>			
# d1_1: D1_1. 不想吃東西、胃口不好			
Information	[Type= discrete] [Format=numeric] [Range= 1-999] [Missing=*]		
Statistics [NW/ W]	[Valid=634 /-] [Invalid=0 /-]		
Value	Label	Cases	Percentage
1	從未(小於1天)	415	65.5%

File : data				
# d1_1: D1_1.不想吃東西、胃口不好				
Value	Label	Cases	Percentage	
2	有時(1-2天)	167	<div></div>	26.3%
3	常常(3-7天)	47	<div></div>	7.4%
555	拒答	0		
666	跳答	0		
777	不知道	0		
888	不適用	0		
999	遺漏值	5	<div></div>	0.8%
Warning: these figures indicate the number of cases found in the data file. They cannot be interpreted as summary statistics of the population of interest.				
# d1_2: D1_2.覺得心情很不好				
Information		[Type= discrete] [Format=numeric] [Range= 1-999] [Missing=*]		
Statistics [NW/ W]		[Valid=634 /-] [Invalid=0 /-]		
Value	Label	Cases	Percentage	
1	從未(小於1天)	347	<div></div>	54.7%
2	有時(1-2天)	235	<div></div>	37.1%
3	常常(3-7天)	45	<div></div>	7.1%
555	拒答	0		
666	跳答	0		
777	不知道	1	<div></div>	0.2%
888	不適用	0		
999	遺漏值	6	<div></div>	0.9%
Warning: these figures indicate the number of cases found in the data file. They cannot be interpreted as summary statistics of the population of interest.				
# d1_3: D1_3.睡不安穩				
Information		[Type= discrete] [Format=numeric] [Range= 1-999] [Missing=*]		
Statistics [NW/ W]		[Valid=634 /-] [Invalid=0 /-]		
Value	Label	Cases	Percentage	
1	從未(小於1天)	322	<div></div>	50.8%
2	有時(1-2天)	210	<div></div>	33.1%
3	常常(3-7天)	95	<div></div>	15.0%
555	拒答	0		
666	跳答	0		
777	不知道	0		
888	不適用	1	<div></div>	0.2%
999	遺漏值	6	<div></div>	0.9%
Warning: these figures indicate the number of cases found in the data file. They cannot be interpreted as summary statistics of the population of interest.				
# d1_4: D1_4.覺得很快樂				
Information		[Type= discrete] [Format=numeric] [Range= 1-999] [Missing=*]		
Statistics [NW/ W]		[Valid=634 /-] [Invalid=0 /-]		
Value	Label	Cases	Percentage	
1	從未(小於1天)	144	<div></div>	22.7%
2	有時(1-2天)	247	<div></div>	39.0%
3	常常(3-7天)	236	<div></div>	37.2%

File : data

d1_4: D1_4.覺得很快樂

Value	Label	Cases	Percentage
555	拒答	0	
666	跳答	0	
777	不知道	1	0.2%
888	不適用	0	
999	遺漏值	6	0.9%

Warning: these figures indicate the number of cases found in the data file. They cannot be interpreted as summary statistics of the population of interest.

d1_5: D1_5.覺得很孤單、寂寞

Information	[Type= discrete] [Format=numeric] [Range= 1-999] [Missing=*]
Statistics [NW/ W]	[Valid=634 /-] [Invalid=0 /-]

Value	Label	Cases	Percentage
1	從未(小於1天)	381	60.1%
2	有時(1-2天)	186	29.3%
3	常常(3-7天)	58	9.1%
555	拒答	0	
666	跳答	0	
777	不知道	1	0.2%
888	不適用	0	
999	遺漏值	8	1.3%

Warning: these figures indicate the number of cases found in the data file. They cannot be interpreted as summary statistics of the population of interest.

d1_6: D1_6.覺得人人都都不友善(對您不好)

Information	[Type= discrete] [Format=numeric] [Range= 1-999] [Missing=*]
Statistics [NW/ W]	[Valid=634 /-] [Invalid=0 /-]

Value	Label	Cases	Percentage
1	從未(小於1天)	552	87.1%
2	有時(1-2天)	57	9.0%
3	常常(3-7天)	17	2.7%
555	拒答	0	
666	跳答	0	
777	不知道	1	0.2%
888	不適用	0	
999	遺漏值	7	1.1%

Warning: these figures indicate the number of cases found in the data file. They cannot be interpreted as summary statistics of the population of interest.

d1_7: D1_7.覺得日子過得很好很享受人生

Information	[Type= discrete] [Format=numeric] [Range= 1-999] [Missing=*]
Statistics [NW/ W]	[Valid=634 /-] [Invalid=0 /-]

Value	Label	Cases	Percentage
1	從未(小於1天)	216	34.1%
2	有時(1-2天)	231	36.4%
3	常常(3-7天)	178	28.1%
555	拒答	0	
666	跳答	0	

File : data			
# d1_7: D1_7.覺得日子過得很好很享受人生			
Value	Label	Cases	Percentage
777	不知道	2	0.3%
888	不適用	1	0.2%
999	遺漏值	6	0.9%
<i>Warning: these figures indicate the number of cases found in the data file. They cannot be interpreted as summary statistics of the population of interest.</i>			
# d1_8: D1_8.覺得很傷心			
Information	[Type= discrete] [Format=numeric] [Range= 1-999] [Missing=*]		
Statistics [NW/ W]	[Valid=634 /-] [Invalid=0 /-]		
Value	Label	Cases	Percentage
1	從未(小於1天)	451	71.1%
2	有時(1-2天)	147	23.2%
3	常常(3-7天)	28	4.4%
555	拒答	0	
666	跳答	0	
777	不知道	0	
888	不適用	0	
999	遺漏值	8	1.3%
<i>Warning: these figures indicate the number of cases found in the data file. They cannot be interpreted as summary statistics of the population of interest.</i>			
# d1_9: D1_9.覺得別人不喜歡您			
Information	[Type= discrete] [Format=numeric] [Range= 1-999] [Missing=*]		
Statistics [NW/ W]	[Valid=634 /-] [Invalid=0 /-]		
Value	Label	Cases	Percentage
1	從未(小於1天)	572	90.2%
2	有時(1-2天)	52	8.2%
3	常常(3-7天)	4	0.6%
555	拒答	0	
666	跳答	0	
777	不知道	0	
888	不適用	0	
999	遺漏值	6	0.9%
<i>Warning: these figures indicate the number of cases found in the data file. They cannot be interpreted as summary statistics of the population of interest.</i>			
# d1_10: D1_10.提不起勁做任何事			
Information	[Type= discrete] [Format=numeric] [Range= 1-999] [Missing=*]		
Statistics [NW/ W]	[Valid=634 /-] [Invalid=0 /-]		
Value	Label	Cases	Percentage
1	從未(小於1天)	451	71.1%
2	有時(1-2天)	141	22.2%
3	常常(3-7天)	36	5.7%
555	拒答	0	
666	跳答	0	
777	不知道	0	
888	不適用	0	

File : data

d1_10: D1_10.提不起勁做任何事

Value	Label	Cases	Percentage
999	遺漏值	6	0.9%

Warning: these figures indicate the number of cases found in the data file. They cannot be interpreted as summary statistics of the population of interest.

# d2_1: D2_1.隨著年紀變大，一切事情也變得越來越糟			
Information	[Type= discrete] [Format=numeric] [Range= 1-999] [Missing=*]		
Statistics [NW/ W]	[Valid=634 /-] [Invalid=0 /-]		
Value	Label	Cases	Percentage
1	是	280	<div><div></div></div> 44.2%
2	否	346	<div><div></div></div> 54.6%
555	拒答	0	
666	跳答	0	
777	不知道	0	
888	不適用	0	
999	遺漏值	8	<div><div></div></div> 1.3%
Warning: these figures indicate the number of cases found in the data file. They cannot be interpreted as summary statistics of the population of interest.			
# d2_2: D2_2.您和去年一樣有活力			
Information	[Type= discrete] [Format=numeric] [Range= 1-999] [Missing=*]		
Statistics [NW/ W]	[Valid=634 /-] [Invalid=0 /-]		
Value	Label	Cases	Percentage
1	是	325	<div><div></div></div> 51.3%
2	否	297	<div><div></div></div> 46.8%
555	拒答	0	
666	跳答	0	
777	不知道	0	
888	不適用	4	<div><div></div></div> 0.6%
999	遺漏值	8	<div><div></div></div> 1.3%
Warning: these figures indicate the number of cases found in the data file. They cannot be interpreted as summary statistics of the population of interest.			
# d2_3: D2_3.您覺得有多寂寞？			
Information	[Type= discrete] [Format=numeric] [Range= 1-999] [Missing=*]		
Statistics [NW/ W]	[Valid=634 /-] [Invalid=0 /-]		
Value	Label	Cases	Percentage
1	還好	517	<div><div></div></div> 81.5%
2	常常	108	<div><div></div></div> 17.0%
555	拒答	0	
666	跳答	0	
777	不知道	0	
888	不適用	1	<div><div></div></div> 0.2%
999	遺漏值	8	<div><div></div></div> 1.3%
Warning: these figures indicate the number of cases found in the data file. They cannot be interpreted as summary statistics of the population of interest.			
# d2_4: D2_4.一些瑣碎的事在今年變得比往年更讓您困擾			
Information	[Type= discrete] [Format=numeric] [Range= 1-999] [Missing=*]		
Statistics [NW/ W]	[Valid=634 /-] [Invalid=0 /-]		
Value	Label	Cases	Percentage
1	是	162	<div><div></div></div> 25.6%
2	否	464	<div><div></div></div> 73.2%
555	拒答	0	
666	跳答	0	

# d2_4: D2_4.一些瑣碎的事在今年變得比往年更讓您困擾			
Value	Label	Cases	Percentage
777	不知道	0	
888	不適用	0	
999	遺漏值	8	1.3%
Warning: these figures indicate the number of cases found in the data file. They cannot be interpreted as summary statistics of the population of interest.			
# d2_5: D2_5.您和朋友、親戚經常碰面			
Information	[Type= discrete] [Format=numeric] [Range= 1-999] [Missing=*]		
Statistics [NW/ W]	[Valid=634 /-] [Invalid=0 /-]		
Value	Label	Cases	Percentage
1	是	332	52.4%
2	否	289	45.6%
555	拒答	3	0.5%
666	跳答	0	
777	不知道	0	
888	不適用	2	0.3%
999	遺漏值	8	1.3%
Warning: these figures indicate the number of cases found in the data file. They cannot be interpreted as summary statistics of the population of interest.			
# d2_6: D2_6.人越老越沒用			
Information	[Type= discrete] [Format=numeric] [Range= 1-999] [Missing=*]		
Statistics [NW/ W]	[Valid=634 /-] [Invalid=0 /-]		
Value	Label	Cases	Percentage
1	是	276	43.5%
2	否	351	55.4%
555	拒答	0	
666	跳答	0	
777	不知道	0	
888	不適用	0	
999	遺漏值	7	1.1%
Warning: these figures indicate the number of cases found in the data file. They cannot be interpreted as summary statistics of the population of interest.			
# d2_7: D2_7.您有時會煩惱到睡不著覺			
Information	[Type= discrete] [Format=numeric] [Range= 1-999] [Missing=*]		
Statistics [NW/ W]	[Valid=634 /-] [Invalid=0 /-]		
Value	Label	Cases	Percentage
1	是	191	30.1%
2	否	437	68.9%
555	拒答	0	
666	跳答	0	
777	不知道	0	
888	不適用	0	
999	遺漏值	6	0.9%
Warning: these figures indicate the number of cases found in the data file. They cannot be interpreted as summary statistics of the population of interest.			
# d2_8: D2_8.隨著年紀變大，事情變得比想像中更好			
Information	[Type= discrete] [Format=numeric] [Range= 1-999] [Missing=*]		
Statistics [NW/ W]	[Valid=634 /-] [Invalid=0 /-]		

d2_8: D2_8.隨著年紀變大，事情變得比想像中更好

Value	Label	Cases	Percentage
1	是	168	<div><div></div></div> 26.5%
2	否	457	<div><div></div></div> 72.1%
555	拒答	0	
666	跳答	0	
777	不知道	2	<div><div></div></div> 0.3%
888	不適用	0	
999	遺漏值	7	<div><div></div></div> 1.1%

Warning: these figures indicate the number of cases found in the data file. They cannot be interpreted as summary statistics of the population of interest.

d2_9: D2_9.您有時會覺得人生不值得活

Information	[Type= discrete] [Format=numeric] [Range= 1-999] [Missing=*]
Statistics [NW/ W]	[Valid=634 /-] [Invalid=0 /-]

Value	Label	Cases	Percentage
1	是	140	<div><div></div></div> 22.1%
2	否	484	<div><div></div></div> 76.3%
555	拒答	0	
666	跳答	0	
777	不知道	1	<div><div></div></div> 0.2%
888	不適用	0	
999	遺漏值	9	<div><div></div></div> 1.4%

Warning: these figures indicate the number of cases found in the data file. They cannot be interpreted as summary statistics of the population of interest.

d2_10: D2_10.您跟年輕時一樣快樂

Information	[Type= discrete] [Format=numeric] [Range= 1-999] [Missing=*]
Statistics [NW/ W]	[Valid=634 /-] [Invalid=0 /-]

Value	Label	Cases	Percentage
1	是	240	<div><div></div></div> 37.9%
2	否	388	<div><div></div></div> 61.2%
555	拒答	0	
666	跳答	0	
777	不知道	0	
888	不適用	0	
999	遺漏值	6	<div><div></div></div> 0.9%

Warning: these figures indicate the number of cases found in the data file. They cannot be interpreted as summary statistics of the population of interest.

d2_11: D2_11.發生過很多讓您覺得難過的事情

Information	[Type= discrete] [Format=numeric] [Range= 1-999] [Missing=*]
Statistics [NW/ W]	[Valid=634 /-] [Invalid=0 /-]

Value	Label	Cases	Percentage
1	是	156	<div><div></div></div> 24.6%
2	否	470	<div><div></div></div> 74.1%
555	拒答	0	
666	跳答	0	
777	不知道	2	<div><div></div></div> 0.3%
888	不適用	0	
999	遺漏值	6	<div><div></div></div> 0.9%

# d2_11: D2_11.發生過很多讓您覺得難過的事情			
Warning: these figures indicate the number of cases found in the data file. They cannot be interpreted as summary statistics of the population of interest.			
# d2_12: D2_12.您害怕很多事情			
Information	[Type= discrete] [Format=numeric] [Range= 1-999] [Missing=*]		
Statistics [NW/ W]	[Valid=634 /-] [Invalid=0 /-]		
Value	Label	Cases	Percentage
1	是	76	<div><div></div></div> 12.0%
2	否	551	<div><div></div></div> 86.9%
555	拒答	0	
666	跳答	0	
777	不知道	1	<div><div></div></div> 0.2%
888	不適用	0	
999	遺漏值	6	<div><div></div></div> 0.9%
Warning: these figures indicate the number of cases found in the data file. They cannot be interpreted as summary statistics of the population of interest.			
# d2_13: D2_13.您比過去更容易生氣			
Information	[Type= discrete] [Format=numeric] [Range= 1-999] [Missing=*]		
Statistics [NW/ W]	[Valid=634 /-] [Invalid=0 /-]		
Value	Label	Cases	Percentage
1	是	69	<div><div></div></div> 10.9%
2	否	559	<div><div></div></div> 88.2%
555	拒答	0	
666	跳答	0	
777	不知道	0	
888	不適用	0	
999	遺漏值	6	<div><div></div></div> 0.9%
Warning: these figures indicate the number of cases found in the data file. They cannot be interpreted as summary statistics of the population of interest.			
# d2_14: D2_14.您覺得生活中大部分的時間都很艱苦			
Information	[Type= discrete] [Format=numeric] [Range= 1-999] [Missing=*]		
Statistics [NW/ W]	[Valid=634 /-] [Invalid=0 /-]		
Value	Label	Cases	Percentage
1	是	151	<div><div></div></div> 23.8%
2	否	475	<div><div></div></div> 74.9%
555	拒答	0	
666	跳答	0	
777	不知道	1	<div><div></div></div> 0.2%
888	不適用	0	
999	遺漏值	7	<div><div></div></div> 1.1%
Warning: these figures indicate the number of cases found in the data file. They cannot be interpreted as summary statistics of the population of interest.			
# d2_15: D2_15.您對現在的生活有多滿意?			
Information	[Type= discrete] [Format=numeric] [Range= 1-999] [Missing=*]		
Statistics [NW/ W]	[Valid=634 /-] [Invalid=0 /-]		
Value	Label	Cases	Percentage
1	很滿意	437	<div><div></div></div> 68.9%
2	不滿意	159	<div><div></div></div> 25.1%

# d2_15: D2_15.您對現在的生活有多滿意?			
Value	Label	Cases	Percentage
555	拒答	0	
666	跳答	0	
777	不知道	1	0.2%
888	不適用	28	4.4%
999	遺漏值	9	1.4%
Warning: these figures indicate the number of cases found in the data file. They cannot be interpreted as summary statistics of the population of interest.			
# d2_16: D2_16.您常常覺得很煩惱			
Information	[Type= discrete] [Format=numeric] [Range= 1-999] [Missing=*]		
Statistics [NW/ W]	[Valid=634 -] [Invalid=0 -]		
Value	Label	Cases	Percentage
1	是	162	25.6%
2	否	466	73.5%
555	拒答	0	
666	跳答	0	
777	不知道	0	
888	不適用	0	
999	遺漏值	6	0.9%
Warning: these figures indicate the number of cases found in the data file. They cannot be interpreted as summary statistics of the population of interest.			
# d2_17: D2_17.您很容易覺得不高興			
Information	[Type= discrete] [Format=numeric] [Range= 1-999] [Missing=*]		
Statistics [NW/ W]	[Valid=634 -] [Invalid=0 -]		
Value	Label	Cases	Percentage
1	是	90	14.2%
2	否	536	84.5%
555	拒答	0	
666	跳答	0	
777	不知道	1	0.2%
888	不適用	0	
999	遺漏值	7	1.1%
Warning: these figures indicate the number of cases found in the data file. They cannot be interpreted as summary statistics of the population of interest.			
# d3: D3.當我真的想要做一些事情時，我總是可以找到方法完成這些事情			
Information	[Type= discrete] [Format=numeric] [Range= 1-999] [Missing=*]		
Statistics [NW/ W]	[Valid=634 -] [Invalid=0 -]		
Value	Label	Cases	Percentage
1	非常不同意	11	1.7%
2	不同意	160	25.2%
3	普通	200	31.5%
4	同意	192	30.3%
5	非常同意	56	8.8%
555	拒答	1	0.2%
666	跳答	0	
777	不知道	5	0.8%
888	不適用	0	

# d3: D3.當我真的想要做一些事情時，我總是可以找到方法完成這些事情			
Value	Label	Cases	Percentage
999	遺漏值	9	1.4%
Warning: these figures indicate the number of cases found in the data file. They cannot be interpreted as summary statistics of the population of interest.			
# d4.1: D4.1.您覺得您的生活品質如何			
Information	[Type= discrete] [Format=numeric] [Range= 1-999] [Missing=*]		
Statistics [NW/ W]	[Valid=634 /-] [Invalid=0 /-]		
Value	Label	Cases	Percentage
1	很差	5	0.8%
2	差	56	8.8%
3	普通	187	29.5%
4	好	282	44.5%
5	很好	99	15.6%
555	拒答	0	
666	跳答	0	
777	不知道	1	0.2%
888	不適用	1	0.2%
999	遺漏值	3	0.5%
Warning: these figures indicate the number of cases found in the data file. They cannot be interpreted as summary statistics of the population of interest.			
# d4.2: D4.2.您覺得您的健康狀況如何?			
Information	[Type= discrete] [Format=numeric] [Range= 1-999] [Missing=*]		
Statistics [NW/ W]	[Valid=634 /-] [Invalid=0 /-]		
Value	Label	Cases	Percentage
1	很差	20	3.2%
2	差	139	21.9%
3	普通	200	31.5%
4	好	207	32.6%
5	很好	63	9.9%
555	拒答	0	
666	跳答	0	
777	不知道	1	0.2%
888	不適用	1	0.2%
999	遺漏值	3	0.5%
Warning: these figures indicate the number of cases found in the data file. They cannot be interpreted as summary statistics of the population of interest.			
# e1.1_1: E1.1_1.看電視			
Information	[Type= discrete] [Format=numeric] [Range= 0-1] [Missing=*]		
Statistics [NW/ W]	[Valid=634 /-] [Invalid=0 /-]		
Value	Label	Cases	Percentage
0	無	117	18.5%
1	有	517	81.5%
Warning: these figures indicate the number of cases found in the data file. They cannot be interpreted as summary statistics of the population of interest.			
# e1.1_1a: E1.1_1a.喜歡程度			
Information	[Type= discrete] [Format=numeric] [Range= 1-999] [Missing=*]		
Statistics [NW/ W]	[Valid=634 /-] [Invalid=0 /-]		

# e1.1_1a: E1.1_1a.喜歡程度			
Value	Label	Cases	Percentage
1	非常不喜歡	1	0.2%
2	不喜歡	40	6.3%
3	普通	142	22.4%
4	喜歡	231	36.4%
5	非常喜歡	96	15.1%
66	跳答	0	
555	拒答	0	
666	跳答	117	18.5%
777	不知道	0	
888	不適用	0	
999	遺漏值	7	1.1%
Warning: these figures indicate the number of cases found in the data file. They cannot be interpreted as summary statistics of the population of interest.			
# e1.1_2: E1.1_2.聽收音機			
Information	[Type= discrete] [Format=numeric] [Range= 0-1] [Missing=*]		
Statistics [NW/ W]	[Valid=634 /-] [Invalid=0 /-]		
Value	Label	Cases	Percentage
0	無	466	73.5%
1	有	168	26.5%
Warning: these figures indicate the number of cases found in the data file. They cannot be interpreted as summary statistics of the population of interest.			
# e1.1_2a: E1.1_2a.喜歡程度			
Information	[Type= discrete] [Format=numeric] [Range= 1-999] [Missing=*]		
Statistics [NW/ W]	[Valid=634 /-] [Invalid=0 /-]		
Value	Label	Cases	Percentage
1	非常不喜歡	1	0.2%
2	不喜歡	2	0.3%
3	普通	39	6.2%
4	喜歡	86	13.6%
5	非常喜歡	37	5.8%
66	跳答	0	
555	拒答	0	
666	跳答	466	73.5%
777	不知道	0	
888	不適用	0	
999	遺漏值	3	0.5%
Warning: these figures indicate the number of cases found in the data file. They cannot be interpreted as summary statistics of the population of interest.			
# e1.1_3: E1.1_3.看書或報紙			
Information	[Type= discrete] [Format=numeric] [Range= 0-999] [Missing=*]		
Statistics [NW/ W]	[Valid=634 /-] [Invalid=0 /-]		
Value	Label	Cases	Percentage
0	無	513	80.9%
1	有	120	18.9%
999	遺漏值	1	0.2%
Warning: these figures indicate the number of cases found in the data file. They cannot be interpreted as summary statistics of the population of interest.			

# e1.1_3a: E1.1_3a.喜歡程度			
Information		[Type= discrete] [Format=numeric] [Range= 1-999] [Missing=*]	
Statistics [NW/ W]		[Valid=634 /-] [Invalid=0 /-]	
Value	Label	Cases	Percentage
1	非常不喜歡	3	0.5%
2	不喜歡	1	0.2%
3	普通	22	3.5%
4	喜歡	63	9.9%
5	非常喜歡	30	4.7%
66	跳答	0	
555	拒答	0	
666	跳答	512	80.8%
777	不知道	0	
888	不適用	0	
999	遺漏值	3	0.5%
Warning: these figures indicate the number of cases found in the data file. They cannot be interpreted as summary statistics of the population of interest.			
# e1.1_4: E1.1_4.自己做運動(散步、伸展操)			
Information		[Type= discrete] [Format=numeric] [Range= 0-999] [Missing=*]	
Statistics [NW/ W]		[Valid=634 /-] [Invalid=0 /-]	
Value	Label	Cases	Percentage
0	無	307	48.4%
1	有	325	51.3%
999	遺漏值	2	0.3%
Warning: these figures indicate the number of cases found in the data file. They cannot be interpreted as summary statistics of the population of interest.			
# e1.1_4a: E1.1_4a.喜歡程度			
Information		[Type= discrete] [Format=numeric] [Range= 1-999] [Missing=*]	
Statistics [NW/ W]		[Valid=634 /-] [Invalid=0 /-]	
Value	Label	Cases	Percentage
1	非常不喜歡	1	0.2%
2	不喜歡	2	0.3%
3	普通	65	10.3%
4	喜歡	204	32.2%
5	非常喜歡	51	8.0%
66	跳答	0	
555	拒答	0	
666	跳答	308	48.6%
777	不知道	0	
888	不適用	0	
999	遺漏值	3	0.5%
Warning: these figures indicate the number of cases found in the data file. They cannot be interpreted as summary statistics of the population of interest.			
# e1.1_5: E1.1_5.自己念佛、禱告			
Information		[Type= discrete] [Format=numeric] [Range= 0-999] [Missing=*]	
Statistics [NW/ W]		[Valid=634 /-] [Invalid=0 /-]	

# e1.1_5: E1.1_5.自己念佛、禱告			
Value	Label	Cases	Percentage
0	無	440	<div><div></div></div> 69.4%
1	有	193	<div><div></div></div> 30.4%
999	遺漏值	1	0.2%
Warning: these figures indicate the number of cases found in the data file. They cannot be interpreted as summary statistics of the population of interest.			
# e1.1_5a: E1.1_5a.喜歡程度			
Information	[Type= discrete] [Format=numeric] [Range= 1-999] [Missing=*]		
Statistics [NW/ W]	[Valid=634 -/] [Invalid=0 -/]		
Value	Label	Cases	Percentage
1	非常不喜歡	0	
2	不喜歡	1	<div><div></div></div> 0.2%
3	普通	42	<div><div></div></div> 6.6%
4	喜歡	107	<div><div></div></div> 16.9%
5	非常喜歡	40	<div><div></div></div> 6.3%
66	跳答	0	
555	拒答	0	
666	跳答	440	<div><div></div></div> 69.4%
777	不知道	0	
888	不適用	0	
999	遺漏值	4	<div><div></div></div> 0.6%
Warning: these figures indicate the number of cases found in the data file. They cannot be interpreted as summary statistics of the population of interest.			
# e1.1_6: E1.1_6.坐在房間內，不做任何事			
Information	[Type= discrete] [Format=numeric] [Range= 0-1] [Missing=*]		
Statistics [NW/ W]	[Valid=634 -/] [Invalid=0 -/]		
Value	Label	Cases	Percentage
0	無	481	<div><div></div></div> 75.9%
1	有	153	<div><div></div></div> 24.1%
Warning: these figures indicate the number of cases found in the data file. They cannot be interpreted as summary statistics of the population of interest.			
# e1.1_6a: E1.1_6a.喜歡程度			
Information	[Type= discrete] [Format=numeric] [Range= 1-999] [Missing=*]		
Statistics [NW/ W]	[Valid=634 -/] [Invalid=0 -/]		
Value	Label	Cases	Percentage
1	非常不喜歡	8	<div><div></div></div> 1.3%
2	不喜歡	19	<div><div></div></div> 3.0%
3	普通	90	<div><div></div></div> 14.2%
4	喜歡	32	<div><div></div></div> 5.0%
5	非常喜歡	3	<div><div></div></div> 0.5%
66	跳答	0	
555	拒答	0	
666	跳答	481	<div><div></div></div> 75.9%
777	不知道	0	
888	不適用	0	
999	遺漏值	1	<div><div></div></div> 0.2%
Warning: these figures indicate the number of cases found in the data file. They cannot be interpreted as summary statistics of the population of interest.			

# e2.1_1: E2.1_1.挑選喜歡穿的衣服			
Information	[Type= discrete] [Format=numeric] [Range= 0-777] [Missing=*]		
Statistics [NW/ W]	[Valid=634 /-] [Invalid=0 /-]		
Value	Label	Cases	Percentage
0	無	416	<div><div></div></div> 65.6%
1	有	216	<div><div></div></div> 34.1%
777	不知道	2	0.3%
Warning: these figures indicate the number of cases found in the data file. They cannot be interpreted as summary statistics of the population of interest.			
# e2.1_1a: E2.1_1a.喜歡程度			
Information	[Type= discrete] [Format=numeric] [Range= 1-999] [Missing=*]		
Statistics [NW/ W]	[Valid=634 /-] [Invalid=0 /-]		
Value	Label	Cases	Percentage
1	非常不喜歡	0	
2	不喜歡	1	0.2%
3	普通	52	<div><div></div></div> 8.2%
4	喜歡	148	<div><div></div></div> 23.3%
5	非常喜歡	14	<div><div></div></div> 2.2%
66	跳答	0	
555	拒答	0	
666	跳答	416	<div><div></div></div> 65.6%
777	不知道	2	0.3%
888	不適用	0	
999	遺漏值	1	0.2%
Warning: these figures indicate the number of cases found in the data file. They cannot be interpreted as summary statistics of the population of interest.			
# e2.1_2: E2.1_2.佈置房間			
Information	[Type= discrete] [Format=numeric] [Range= 0-777] [Missing=*]		
Statistics [NW/ W]	[Valid=634 /-] [Invalid=0 /-]		
Value	Label	Cases	Percentage
0	無	572	<div><div></div></div> 90.2%
1	有	60	<div><div></div></div> 9.5%
777	不知道	2	0.3%
Warning: these figures indicate the number of cases found in the data file. They cannot be interpreted as summary statistics of the population of interest.			
# e2.1_2a: E2.1_2a.喜歡程度			
Information	[Type= discrete] [Format=numeric] [Range= 1-999] [Missing=*]		
Statistics [NW/ W]	[Valid=634 /-] [Invalid=0 /-]		
Value	Label	Cases	Percentage
1	非常不喜歡	1	0.2%
2	不喜歡	0	
3	普通	5	<div><div></div></div> 0.8%
4	喜歡	49	<div><div></div></div> 7.7%
5	非常喜歡	5	<div><div></div></div> 0.8%
66	跳答	0	
555	拒答	0	
666	跳答	571	<div><div></div></div> 90.1%

# e2.1_2a: E2.1_2a.喜歡程度			
Value	Label	Cases	Percentage
777	不知道	2	0.3%
888	不適用	0	
999	遺漏值	1	0.2%
Warning: these figures indicate the number of cases found in the data file. They cannot be interpreted as summary statistics of the population of interest.			
# e2.1_3: E2.1_3.整理房間			
Information	[Type= discrete] [Format=numeric] [Range= 0-999] [Missing=*]		
Statistics [NW/ W]	[Valid=634 -/] [Invalid=0 -/]		
Value	Label	Cases	Percentage
0	無	404	<div><div></div></div> 63.7%
1	有	227	<div><div></div></div> 35.8%
777	不知道	2	0.3%
999	遺漏值	1	0.2%
Warning: these figures indicate the number of cases found in the data file. They cannot be interpreted as summary statistics of the population of interest.			
# e2.1_3a: E2.1_3a.喜歡程度			
Information	[Type= discrete] [Format=numeric] [Range= 1-999] [Missing=*]		
Statistics [NW/ W]	[Valid=634 -/] [Invalid=0 -/]		
Value	Label	Cases	Percentage
1	非常不喜歡	1	0.2%
2	不喜歡	1	0.2%
3	普通	72	<div><div></div></div> 11.4%
4	喜歡	139	<div><div></div></div> 21.9%
5	非常喜歡	15	<div><div></div></div> 2.4%
66	跳答	0	
555	拒答	0	
666	跳答	404	<div><div></div></div> 63.7%
777	不知道	2	0.3%
888	不適用	0	
999	遺漏值	0	
Warning: these figures indicate the number of cases found in the data file. They cannot be interpreted as summary statistics of the population of interest.			
# e2.1_4: E2.1_4.買東西（請人代買或院內福利社購買			
Information	[Type= discrete] [Format=numeric] [Range= 0-999] [Missing=*]		
Statistics [NW/ W]	[Valid=634 -/] [Invalid=0 -/]		
Value	Label	Cases	Percentage
0	無	399	<div><div></div></div> 62.9%
1	有	232	<div><div></div></div> 36.6%
777	不知道	2	0.3%
999	遺漏值	1	0.2%
Warning: these figures indicate the number of cases found in the data file. They cannot be interpreted as summary statistics of the population of interest.			
# e2.1_4a: E2.1_4a.喜歡程度			
Information	[Type= discrete] [Format=numeric] [Range= 1-999] [Missing=*]		
Statistics [NW/ W]	[Valid=634 -/] [Invalid=0 -/]		

# e2.1_4a: E2.1_4a.喜歡程度			
Value	Label	Cases	Percentage
1	非常不喜歡	1	0.2%
2	不喜歡	1	0.2%
3	普通	49	7.7%
4	喜歡	161	25.4%
5	非常喜歡	20	3.2%
66	跳答	0	
555	拒答	0	
666	跳答	399	62.9%
777	不知道	2	0.3%
888	不適用	0	
999	遺漏值	1	0.2%
Warning: these figures indicate the number of cases found in the data file. They cannot be interpreted as summary statistics of the population of interest.			
# e2.1_5: E2.1_5.幫忙其他住民(吃飯、生活起居)			
Information	[Type= discrete] [Format=numeric] [Range= 0-999] [Missing=*]		
Statistics [NW/ W]	[Valid=634 /-] [Invalid=0 /-]		
Value	Label	Cases	Percentage
0	無	536	84.5%
1	有	95	15.0%
777	不知道	2	0.3%
999	遺漏值	1	0.2%
Warning: these figures indicate the number of cases found in the data file. They cannot be interpreted as summary statistics of the population of interest.			
# e2.1_5a: E2.1_5a.喜歡程度			
Information	[Type= discrete] [Format=numeric] [Range= 1-999] [Missing=*]		
Statistics [NW/ W]	[Valid=634 /-] [Invalid=0 /-]		
Value	Label	Cases	Percentage
1	非常不喜歡	0	
2	不喜歡	2	0.3%
3	普通	15	2.4%
4	喜歡	53	8.4%
5	非常喜歡	24	3.8%
66	跳答	0	
555	拒答	0	
666	跳答	537	84.7%
777	不知道	2	0.3%
888	不適用	0	
999	遺漏值	1	0.2%
Warning: these figures indicate the number of cases found in the data file. They cannot be interpreted as summary statistics of the population of interest.			
# e3.1_1: E3.1_1.與其他住民聊天			
Information	[Type= discrete] [Format=numeric] [Range= 0-555] [Missing=*]		
Statistics [NW/ W]	[Valid=634 /-] [Invalid=0 /-]		
Value	Label	Cases	Percentage
0	無	154	24.3%
1	有	478	75.4%

# e3.1_1: E3.1_1.與其他住民聊天			
Value	Label	Cases	Percentage
555	拒答	2	0.3%
Warning: these figures indicate the number of cases found in the data file. They cannot be interpreted as summary statistics of the population of interest.			
# e3.1_1a: E3.1_1a.喜歡程度			
Information		[Type= discrete] [Format=numeric] [Range= 1-999] [Missing=*]	
Statistics [NW/ W]		[Valid=634 /-] [Invalid=0 /-]	
Value	Label	Cases	Percentage
1	非常不喜歡	0	
2	不喜歡	23	3.6%
3	普通	148	23.3%
4	喜歡	240	37.9%
5	非常喜歡	64	10.1%
66	跳答	0	
555	拒答	2	0.3%
666	跳答	154	24.3%
777	不知道	0	
888	不適用	0	
999	遺漏值	3	0.5%
Warning: these figures indicate the number of cases found in the data file. They cannot be interpreted as summary statistics of the population of interest.			
# e3.1_2: E3.1_2.與其他住民分享食物			
Information		[Type= discrete] [Format=numeric] [Range= 0-555] [Missing=*]	
Statistics [NW/ W]		[Valid=634 /-] [Invalid=0 /-]	
Value	Label	Cases	Percentage
0	無	465	73.3%
1	有	167	26.3%
555	拒答	2	0.3%
Warning: these figures indicate the number of cases found in the data file. They cannot be interpreted as summary statistics of the population of interest.			
# e3.1_2a: E3.1_2a.喜歡程度			
Information		[Type= discrete] [Format=numeric] [Range= 1-999] [Missing=*]	
Statistics [NW/ W]		[Valid=634 /-] [Invalid=0 /-]	
Value	Label	Cases	Percentage
1	非常不喜歡	0	
2	不喜歡	1	0.2%
3	普通	18	2.8%
4	喜歡	119	18.8%
5	非常喜歡	28	4.4%
66	跳答	0	
555	拒答	2	0.3%
666	跳答	464	73.2%
777	不知道	0	
888	不適用	0	
999	遺漏值	2	0.3%
Warning: these figures indicate the number of cases found in the data file. They cannot be interpreted as summary statistics of the population of interest.			

# e3.1_3: E3.1_3.跟工作人員聊天			
Information	[Type= discrete] [Format=numeric] [Range= 0-555] [Missing=*]		
Statistics [NW/ W]	[Valid=634 -/] [Invalid=0 -/]		
Value	Label	Cases	Percentage
0	無	169	<div><div></div></div> 26.7%
1	有	463	<div><div></div></div> 73.0%
555	拒答	2	<div><div></div></div> 0.3%
Warning: these figures indicate the number of cases found in the data file. They cannot be interpreted as summary statistics of the population of interest.			
# e3.1_3a: E3.1_3a.喜歡程度			
Information	[Type= discrete] [Format=numeric] [Range= 1-999] [Missing=*]		
Statistics [NW/ W]	[Valid=634 -/] [Invalid=0 -/]		
Value	Label	Cases	Percentage
1	非常不喜歡	1	<div><div></div></div> 0.2%
2	不喜歡	8	<div><div></div></div> 1.3%
3	普通	129	<div><div></div></div> 20.3%
4	喜歡	264	<div><div></div></div> 41.6%
5	非常喜歡	60	<div><div></div></div> 9.5%
66	跳答	0	
555	拒答	2	<div><div></div></div> 0.3%
666	跳答	169	<div><div></div></div> 26.7%
777	不知道	0	
888	不適用	0	
999	遺漏值	1	<div><div></div></div> 0.2%
Warning: these figures indicate the number of cases found in the data file. They cannot be interpreted as summary statistics of the population of interest.			
# e3.1_4: E3.1_4.跟家人聊天			
Information	[Type= discrete] [Format=numeric] [Range= 0-999] [Missing=*]		
Statistics [NW/ W]	[Valid=634 -/] [Invalid=0 -/]		
Value	Label	Cases	Percentage
0	無	186	<div><div></div></div> 29.3%
1	有	445	<div><div></div></div> 70.2%
555	拒答	2	<div><div></div></div> 0.3%
999	遺漏值	1	<div><div></div></div> 0.2%
Warning: these figures indicate the number of cases found in the data file. They cannot be interpreted as summary statistics of the population of interest.			
# e3.1_4a: E3.1_4a.喜歡程度			
Information	[Type= discrete] [Format=numeric] [Range= 1-999] [Missing=*]		
Statistics [NW/ W]	[Valid=634 -/] [Invalid=0 -/]		
Value	Label	Cases	Percentage
1	非常不喜歡	1	<div><div></div></div> 0.2%
2	不喜歡	3	<div><div></div></div> 0.5%
3	普通	39	<div><div></div></div> 6.2%
4	喜歡	276	<div><div></div></div> 43.5%
5	非常喜歡	125	<div><div></div></div> 19.7%
66	跳答	0	
555	拒答	2	<div><div></div></div> 0.3%

e3.1_4a: E3.1_4a.喜歡程度

Value	Label	Cases	Percentage
666	跳答	186	<div></div> 29.3%
777	不知道	0	
888	不適用	0	
999	遺漏值	2	<div></div> 0.3%

Warning: these figures indicate the number of cases found in the data file. They cannot be interpreted as summary statistics of the population of interest.

# e3.1_5: E3.1_5.跟志工聊天			
Information	[Type= discrete] [Format=numeric] [Range= 0-999] [Missing=*]		
Statistics [NW/ W]	[Valid=634 /-] [Invalid=0 /-]		
Value	Label	Cases	Percentage
0	無	473	<div><div></div></div> 74.6%
1	有	158	<div><div></div></div> 24.9%
555	拒答	2	0.3%
999	遺漏值	1	0.2%
Warning: these figures indicate the number of cases found in the data file. They cannot be interpreted as summary statistics of the population of interest.			
# e3.1_5a: E3.1_5a.喜歡程度			
Information	[Type= discrete] [Format=numeric] [Range= 1-999] [Missing=*]		
Statistics [NW/ W]	[Valid=634 /-] [Invalid=0 /-]		
Value	Label	Cases	Percentage
1	非常不喜歡	1	0.2%
2	不喜歡	0	
3	普通	35	<div><div></div></div> 5.5%
4	喜歡	93	<div><div></div></div> 14.7%
5	非常喜歡	29	<div><div></div></div> 4.6%
66	跳答	0	
555	拒答	2	0.3%
666	跳答	473	<div><div></div></div> 74.6%
777	不知道	0	
888	不適用	0	
999	遺漏值	1	0.2%
Warning: these figures indicate the number of cases found in the data file. They cannot be interpreted as summary statistics of the population of interest.			
# e4.1_1: E4.1_1.玩牌、下象棋			
Information	[Type= discrete] [Format=numeric] [Range= 0-777] [Missing=*]		
Statistics [NW/ W]	[Valid=634 /-] [Invalid=0 /-]		
Value	Label	Cases	Percentage
0	無	587	<div><div></div></div> 92.6%
1	有	44	<div><div></div></div> 6.9%
777	不知道	3	0.5%
Warning: these figures indicate the number of cases found in the data file. They cannot be interpreted as summary statistics of the population of interest.			
# e4.1_1a: E4.1_1a.喜歡程度			
Information	[Type= discrete] [Format=numeric] [Range= 1-999] [Missing=*]		
Statistics [NW/ W]	[Valid=634 /-] [Invalid=0 /-]		
Value	Label	Cases	Percentage
1	非常不喜歡	0	
2	不喜歡	3	0.5%
3	普通	5	0.8%
4	喜歡	21	<div><div></div></div> 3.3%
5	非常喜歡	14	<div><div></div></div> 2.2%
66	跳答	0	
555	拒答	0	

# e4.1_1a: E4.1_1a.喜歡程度			
Value	Label	Cases	Percentage
666	跳答	587	92.6%
777	不知道	3	0.5%
888	不適用	0	
999	遺漏值	1	0.2%
Warning: these figures indicate the number of cases found in the data file. They cannot be interpreted as summary statistics of the population of interest.			
# e4.1_2: E4.1_2.玩寶果			
Information	[Type= discrete] [Format=numeric] [Range= 0-777] [Missing=*]		
Statistics [NW/ W]	[Valid=634 -] [Invalid=0 -]		
Value	Label	Cases	Percentage
0	無	606	95.6%
1	有	25	3.9%
777	不知道	3	0.5%
Warning: these figures indicate the number of cases found in the data file. They cannot be interpreted as summary statistics of the population of interest.			
# e4.1_2a: E4.1_2a.喜歡程度			
Information	[Type= discrete] [Format=numeric] [Range= 1-6666] [Missing=*]		
Statistics [NW/ W]	[Valid=634 -] [Invalid=0 -]		
Value	Label	Cases	Percentage
1	非常不喜歡	0	
2	不喜歡	3	0.5%
3	普通	4	0.6%
4	喜歡	14	2.2%
5	非常喜歡	4	0.6%
66	跳答	0	
555	拒答	0	
666	跳答	605	95.4%
777	不知道	3	0.5%
888	不適用	0	
999	遺漏值	0	
6666		1	0.2%
Warning: these figures indicate the number of cases found in the data file. They cannot be interpreted as summary statistics of the population of interest.			
# e4.1_3: E4.1_3.唱卡拉ok			
Information	[Type= discrete] [Format=numeric] [Range= 0-777] [Missing=*]		
Statistics [NW/ W]	[Valid=634 -] [Invalid=0 -]		
Value	Label	Cases	Percentage
0	無	427	67.4%
1	有	204	32.2%
777	不知道	3	0.5%
Warning: these figures indicate the number of cases found in the data file. They cannot be interpreted as summary statistics of the population of interest.			
# e4.1_3a: E4.1_3a.喜歡程度			
Information	[Type= discrete] [Format=numeric] [Range= 1-999] [Missing=*]		
Statistics [NW/ W]	[Valid=634 -] [Invalid=0 -]		

# e4.1_3a: E4.1_3a.喜歡程度			
Value	Label	Cases	Percentage
1	非常不喜歡	0	
2	不喜歡	19	<div><div></div></div> 3.0%
3	普通	36	<div><div></div></div> 5.7%
4	喜歡	96	<div><div></div></div> 15.1%
5	非常喜歡	50	<div><div></div></div> 7.9%
66	跳答	0	
555	拒答	0	
666	跳答	427	<div><div></div></div> 67.4%
777	不知道	3	<div><div></div></div> 0.5%
888	不適用	0	
999	遺漏值	3	<div><div></div></div> 0.5%
Warning: these figures indicate the number of cases found in the data file. They cannot be interpreted as summary statistics of the population of interest.			
# e4.1_4: E4.1_4.參加嗜好團體(烹飪、畫畫、插花、手工藝)			
Information	[Type= discrete] [Format=numeric] [Range= 0-777] [Missing=*]		
Statistics [NW/ W]	[Valid=634 /-] [Invalid=0 /-]		
Value	Label	Cases	Percentage
0	無	442	<div><div></div></div> 69.7%
1	有	189	<div><div></div></div> 29.8%
777	不知道	3	<div><div></div></div> 0.5%
Warning: these figures indicate the number of cases found in the data file. They cannot be interpreted as summary statistics of the population of interest.			
# e4.1_4a: E4.1_4a.喜歡程度			
Information	[Type= discrete] [Format=numeric] [Range= 1-999] [Missing=*]		
Statistics [NW/ W]	[Valid=634 /-] [Invalid=0 /-]		
Value	Label	Cases	Percentage
1	非常不喜歡	0	
2	不喜歡	9	<div><div></div></div> 1.4%
3	普通	36	<div><div></div></div> 5.7%
4	喜歡	100	<div><div></div></div> 15.8%
5	非常喜歡	44	<div><div></div></div> 6.9%
66	跳答	0	
555	拒答	0	
666	跳答	442	<div><div></div></div> 69.7%
777	不知道	3	<div><div></div></div> 0.5%
888	不適用	0	
999	遺漏值	0	
Warning: these figures indicate the number of cases found in the data file. They cannot be interpreted as summary statistics of the population of interest.			
# e4.1_5: E4.1_5.參加團體運動(球類、健康操)			
Information	[Type= discrete] [Format=numeric] [Range= 0-777] [Missing=*]		
Statistics [NW/ W]	[Valid=634 /-] [Invalid=0 /-]		
Value	Label	Cases	Percentage
0	無	404	<div><div></div></div> 63.7%
1	有	227	<div><div></div></div> 35.8%
777	不知道	3	<div><div></div></div> 0.5%

# e4.1_5: E4.1_5.參加團體運動(球類、健康操)			
Warning: these figures indicate the number of cases found in the data file. They cannot be interpreted as summary statistics of the population of interest.			
# e4.1_5a: E4.1_5a.喜歡程度			
Information	[Type= discrete] [Format=numeric] [Range= 1-999] [Missing=*]		
Statistics [NW/ W]	[Valid=634 /-] [Invalid=0 /-]		
Value	Label	Cases	Percentage
1	非常不喜歡	1	0.2%
2	不喜歡	10	1.6%
3	普通	43	6.8%
4	喜歡	134	21.1%
5	非常喜歡	39	6.2%
66	跳答	0	
555	拒答	0	
666	跳答	403	63.6%
777	不知道	3	0.5%
888	不適用	0	
999	遺漏值	1	0.2%
Warning: these figures indicate the number of cases found in the data file. They cannot be interpreted as summary statistics of the population of interest.			
# e4.1_6: E4.1_6.參加年節活動(端午節、中秋節、歲末聯歡)			
Information	[Type= discrete] [Format=numeric] [Range= 0-999] [Missing=*]		
Statistics [NW/ W]	[Valid=634 /-] [Invalid=0 /-]		
Value	Label	Cases	Percentage
0	無	255	40.2%
1	有	375	59.1%
777	不知道	3	0.5%
999	遺漏值	1	0.2%
Warning: these figures indicate the number of cases found in the data file. They cannot be interpreted as summary statistics of the population of interest.			
# e4.1_6a: E4.1_6a.喜歡程度			
Information	[Type= discrete] [Format=numeric] [Range= 1-999] [Missing=*]		
Statistics [NW/ W]	[Valid=634 /-] [Invalid=0 /-]		
Value	Label	Cases	Percentage
1	非常不喜歡	1	0.2%
2	不喜歡	9	1.4%
3	普通	83	13.1%
4	喜歡	225	35.5%
5	非常喜歡	56	8.8%
66	跳答	0	
555	拒答	0	
666	跳答	255	40.2%
777	不知道	3	0.5%
888	不適用	0	
999	遺漏值	2	0.3%
Warning: these figures indicate the number of cases found in the data file. They cannot be interpreted as summary statistics of the population of interest.			
# e4.1_7: E4.1_7.在機構內看電影或表演			
Information	[Type= discrete] [Format=numeric] [Range= 0-999] [Missing=*]		

# e4.1_7: E4.1_7.在機構內看電影或表演			
Statistics [NW/ W]		[Valid=634 /-] [Invalid=0 /-]	
Value	Label	Cases	Percentage
0	無	354	<div><div></div></div> 55.8%
1	有	276	<div><div></div></div> 43.5%
777	不知道	3	<div><div></div></div> 0.5%
999	遺漏值	1	<div><div></div></div> 0.2%
Warning: these figures indicate the number of cases found in the data file. They cannot be interpreted as summary statistics of the population of interest.			
# e4.1_7a: E4.1_7a.喜歡程度			
Information		[Type= discrete] [Format=numeric] [Range= 1-999] [Missing=*]	
Statistics [NW/ W]		[Valid=634 /-] [Invalid=0 /-]	
Value	Label	Cases	Percentage
1	非常不喜歡	0	
2	不喜歡	9	<div><div></div></div> 1.4%
3	普通	62	<div><div></div></div> 9.8%
4	喜歡	170	<div><div></div></div> 26.8%
5	非常喜歡	34	<div><div></div></div> 5.4%
66	跳答	0	
555	拒答	0	
666	跳答	355	<div><div></div></div> 56.0%
777	不知道	3	<div><div></div></div> 0.5%
888	不適用	0	
999	遺漏值	1	<div><div></div></div> 0.2%
Warning: these figures indicate the number of cases found in the data file. They cannot be interpreted as summary statistics of the population of interest.			
# e4.1_8: E4.1_8.參加宗教活動(做禮拜、聽佛說故事)			
Information		[Type= discrete] [Format=numeric] [Range= 0-777] [Missing=*]	
Statistics [NW/ W]		[Valid=634 /-] [Invalid=0 /-]	
Value	Label	Cases	Percentage
0	無	416	<div><div></div></div> 65.6%
1	有	215	<div><div></div></div> 33.9%
777	不知道	3	<div><div></div></div> 0.5%
Warning: these figures indicate the number of cases found in the data file. They cannot be interpreted as summary statistics of the population of interest.			
# e4.1_8a: E4.1_8a.喜歡程度			
Information		[Type= discrete] [Format=numeric] [Range= 1-999] [Missing=*]	
Statistics [NW/ W]		[Valid=634 /-] [Invalid=0 /-]	
Value	Label	Cases	Percentage
1	非常不喜歡	1	<div><div></div></div> 0.2%
2	不喜歡	7	<div><div></div></div> 1.1%
3	普通	56	<div><div></div></div> 8.8%
4	喜歡	116	<div><div></div></div> 18.3%
5	非常喜歡	35	<div><div></div></div> 5.5%
66	跳答	0	
555	拒答	0	
666	跳答	416	<div><div></div></div> 65.6%
777	不知道	3	<div><div></div></div> 0.5%

# e4.1_8a: E4.1_8a.喜歡程度			
Value	Label	Cases	Percentage
888	不適用	0	
999	遺漏值	0	
Warning: these figures indicate the number of cases found in the data file. They cannot be interpreted as summary statistics of the population of interest.			
# e4.1_9: E4.1_9.票選快樂餐			
Information	[Type= discrete] [Format=numeric] [Range= 0-777] [Missing=*]		
Statistics [NW/ W]	[Valid=634 /-] [Invalid=0 /-]		
Value	Label	Cases	Percentage
0	無	558	<div></div> 88.0%
1	有	73	<div></div> 11.5%
777	不知道	3	<div></div> 0.5%
Warning: these figures indicate the number of cases found in the data file. They cannot be interpreted as summary statistics of the population of interest.			
# e4.1_9a: E4.1_9a.喜歡程度			
Information	[Type= discrete] [Format=numeric] [Range= 1-999] [Missing=*]		
Statistics [NW/ W]	[Valid=634 /-] [Invalid=0 /-]		
Value	Label	Cases	Percentage
1	非常不喜歡	0	
2	不喜歡	1	<div></div> 0.2%
3	普通	14	<div></div> 2.2%
4	喜歡	44	<div></div> 6.9%
5	非常喜歡	14	<div></div> 2.2%
66	跳答	0	
555	拒答	0	
666	跳答	558	<div></div> 88.0%
777	不知道	3	<div></div> 0.5%
888	不適用	0	
999	遺漏值	0	
Warning: these figures indicate the number of cases found in the data file. They cannot be interpreted as summary statistics of the population of interest.			
# e4.1_10: E4.1_10.其他			
Information	[Type= discrete] [Format=numeric] [Range= 0-777] [Missing=*]		
Statistics [NW/ W]	[Valid=634 /-] [Invalid=0 /-]		
Value	Label	Cases	Percentage
0	無	607	<div></div> 95.7%
1	有	24	<div></div> 3.8%
777	不知道	3	<div></div> 0.5%
Warning: these figures indicate the number of cases found in the data file. They cannot be interpreted as summary statistics of the population of interest.			
# e4.1_10a: E4.1_10a.喜歡程度			
Information	[Type= discrete] [Format=numeric] [Range= 1-999] [Missing=*]		
Statistics [NW/ W]	[Valid=634 /-] [Invalid=0 /-]		
Value	Label	Cases	Percentage
1	非常不喜歡	0	
2	不喜歡	0	
3	普通	0	

# e4.1_10a: E4.1_10a.喜歡程度			
Value	Label	Cases	Percentage
4	喜歡	9	1.4%
5	非常喜歡	11	1.7%
66	跳答	0	
555	拒答	0	
666	跳答	607	95.7%
777	不知道	3	0.5%
888	不適用	0	
999	遺漏值	4	0.6%
Warning: these figures indicate the number of cases found in the data file. They cannot be interpreted as summary statistics of the population of interest.			
# e4.1_10a_1: E4.1_10a_1.其他活動說明			
Information		[Type= discrete] [Format=character] [Missing=*]	
Statistics [NW/ W]		[Valid=24 /-] [Invalid=0 /-]	
Value	Label	Cases	Percentage
健康操		1	4.2%
出遊參訪		1	4.2%
坐車去運動		1	4.2%
外出表演		2	8.3%
學生帶活動		1	4.2%
學生辦活動		1	4.2%
寫字		1	4.2%
寫書法		1	4.2%
慶生會		7	29.2%
旅遊		1	4.2%
玩手機		1	4.2%
社工辦活動		2	8.3%
種植物		1	4.2%
義剪		2	8.3%
音樂演奏		1	4.2%
Warning: these figures indicate the number of cases found in the data file. They cannot be interpreted as summary statistics of the population of interest.			
# e4.2.1_1: E4.2.1_1.外出旅遊			
Information		[Type= discrete] [Format=numeric] [Range= 0-777] [Missing=*]	
Statistics [NW/ W]		[Valid=634 /-] [Invalid=0 /-]	
Value	Label	Cases	Percentage
0	無	493	77.8%
1	有	138	21.8%
555	拒答	2	0.3%
777	不知道	1	0.2%
Warning: these figures indicate the number of cases found in the data file. They cannot be interpreted as summary statistics of the population of interest.			
# e4.2.1_1a: E4.2.1_1a.喜歡程度			
Information		[Type= discrete] [Format=numeric] [Range= 1-999] [Missing=*]	
Statistics [NW/ W]		[Valid=634 /-] [Invalid=0 /-]	
Value	Label	Cases	Percentage
1	非常不喜歡	1	0.2%

# e4.2.1_1a: E4.2.1_1a.喜歡程度			
Value	Label	Cases	Percentage
2	不喜歡	0	
3	普通	10	1.6%
4	喜歡	58	9.1%
5	非常喜歡	69	10.9%
66	跳答	0	
555	拒答	2	0.3%
666	跳答	493	77.8%
777	不知道	1	0.2%
888	不適用	0	
999	遺漏值	0	
Warning: these figures indicate the number of cases found in the data file. They cannot be interpreted as summary statistics of the population of interest.			
# e4.2.1_2: E4.2.1_2.到餐廳吃飯			
Information	[Type= discrete] [Format=numeric] [Range= 0-777] [Missing=*]		
Statistics [NW/ W]	[Valid=634 /-] [Invalid=0 /-]		
Value	Label	Cases	Percentage
0	無	502	79.2%
1	有	129	20.3%
555	拒答	2	0.3%
777	不知道	1	0.2%
Warning: these figures indicate the number of cases found in the data file. They cannot be interpreted as summary statistics of the population of interest.			
# e4.2.1_2a: E4.2.1_2a.喜歡程度			
Information	[Type= discrete] [Format=numeric] [Range= 1-999] [Missing=*]		
Statistics [NW/ W]	[Valid=634 /-] [Invalid=0 /-]		
Value	Label	Cases	Percentage
1	非常不喜歡	0	
2	不喜歡	1	0.2%
3	普通	11	1.7%
4	喜歡	79	12.5%
5	非常喜歡	37	5.8%
66	跳答	0	
555	拒答	2	0.3%
666	跳答	502	79.2%
777	不知道	1	0.2%
888	不適用	0	
999	遺漏值	1	0.2%
Warning: these figures indicate the number of cases found in the data file. They cannot be interpreted as summary statistics of the population of interest.			
# e4.2.1_3: E4.2.1_3.外出購物			
Information	[Type= discrete] [Format=numeric] [Range= 0-777] [Missing=*]		
Statistics [NW/ W]	[Valid=634 /-] [Invalid=0 /-]		
Value	Label	Cases	Percentage
0	無	563	88.8%
1	有	68	10.7%
555	拒答	2	0.3%

# e4.2.1_3: E4.2.1_3.外出購物			
Value	Label	Cases	Percentage
777	不知道	1	0.2%
Warning: these figures indicate the number of cases found in the data file. They cannot be interpreted as summary statistics of the population of interest.			
# e4.2.1_3a: E4.2.1_3a.喜歡程度			
Information	[Type= discrete] [Format=numeric] [Range= 1-999] [Missing=*]		
Statistics [NW/ W]	[Valid=634 /-] [Invalid=0 /-]		
Value	Label	Cases	Percentage
1	非常不喜歡	0	
2	不喜歡	0	
3	普通	11	1.7%
4	喜歡	33	5.2%
5	非常喜歡	23	3.6%
66	跳答	0	
555	拒答	2	0.3%
666	跳答	563	88.8%
777	不知道	1	0.2%
888	不適用	0	
999	遺漏值	1	0.2%
Warning: these figures indicate the number of cases found in the data file. They cannot be interpreted as summary statistics of the population of interest.			
# e4.2.1_4: E4.2.1_4.外出到社區散步			
Information	[Type= discrete] [Format=numeric] [Range= 0-777] [Missing=*]		
Statistics [NW/ W]	[Valid=634 /-] [Invalid=0 /-]		
Value	Label	Cases	Percentage
0	無	395	62.3%
1	有	236	37.2%
555	拒答	2	0.3%
777	不知道	1	0.2%
Warning: these figures indicate the number of cases found in the data file. They cannot be interpreted as summary statistics of the population of interest.			
# e4.2.1_4a: E4.2.1_4a.喜歡程度			
Information	[Type= discrete] [Format=numeric] [Range= 1-999] [Missing=*]		
Statistics [NW/ W]	[Valid=634 /-] [Invalid=0 /-]		
Value	Label	Cases	Percentage
1	非常不喜歡	0	
2	不喜歡	7	1.1%
3	普通	44	6.9%
4	喜歡	113	17.8%
5	非常喜歡	72	11.4%
66	跳答	0	
555	拒答	2	0.3%
666	跳答	395	62.3%
777	不知道	1	0.2%
888	不適用	0	
999	遺漏值	0	
Warning: these figures indicate the number of cases found in the data file. They cannot be interpreted as summary statistics of the population of interest.			

# e4.2.1_5: E4.2.1_5.其他			
Information		[Type= discrete] [Format=numeric] [Range= 0-777] [Missing=*]	
Statistics [NW/ W]		[Valid=634 /-] [Invalid=0 /-]	
Value	Label	Cases	Percentage
0	無	621	97.9%
1	有	10	1.6%
555	拒答	2	0.3%
777	不知道	1	0.2%
<i>Warning: these figures indicate the number of cases found in the data file. They cannot be interpreted as summary statistics of the population of interest.</i>			
# e4.2.1_5a: E4.2.1_5a.喜歡程度			
Information		[Type= discrete] [Format=numeric] [Range= 1-999] [Missing=*]	
Statistics [NW/ W]		[Valid=634 /-] [Invalid=0 /-]	
Value	Label	Cases	Percentage
1	非常不喜歡	0	
2	不喜歡	0	
3	普通	1	0.2%
4	喜歡	9	1.4%
5	非常喜歡	0	
66	跳答	0	
555	拒答	2	0.3%
666	跳答	621	97.9%
777	不知道	1	0.2%
888	不適用	0	
999	遺漏值	0	
<i>Warning: these figures indicate the number of cases found in the data file. They cannot be interpreted as summary statistics of the population of interest.</i>			
# e4.2.1_5a_1: E4.2.1_5a_1.活動說明			
Information		[Type= discrete] [Format=character] [Missing=*]	
Statistics [NW/ W]		[Valid=9 /-] [Invalid=0 /-]	
Value	Label	Cases	Percentage
到佛堂拜拜		1	11.1%
回家		4	44.4%
在大樓中庭與人聊天		1	11.1%
復健		1	11.1%
看展覽		1	11.1%
賞電影		1	11.1%
<i>Warning: these figures indicate the number of cases found in the data file. They cannot be interpreted as summary statistics of the population of interest.</i>			
# f1.1_1: F1.1_1.高血壓			
Information		[Type= discrete] [Format=numeric] [Range= 0-999] [Missing=*]	
Statistics [NW/ W]		[Valid=634 /-] [Invalid=0 /-]	
Value	Label	Cases	Percentage
0	無	335	52.8%
1	有	295	46.5%
555	拒答	1	0.2%
999	遺漏值	3	0.5%

# f1.1_1: F1.1_1.高血壓			
Warning: these figures indicate the number of cases found in the data file. They cannot be interpreted as summary statistics of the population of interest.			
# f1.1_2: F1.1_2.糖尿病			
Information	[Type= discrete] [Format=numeric] [Range= 0-999] [Missing=*]		
Statistics [NW/ W]	[Valid=634 /-] [Invalid=0 /-]		
Value	Label	Cases	Percentage
0	無	432	<div><div></div></div> 68.1%
1	有	198	<div><div></div></div> 31.2%
555	拒答	1	0.2%
999	遺漏值	3	0.5%
Warning: these figures indicate the number of cases found in the data file. They cannot be interpreted as summary statistics of the population of interest.			
# f1.1_3: F1.1_3.心臟病(心悸不算)			
Information	[Type= discrete] [Format=numeric] [Range= 0-999] [Missing=*]		
Statistics [NW/ W]	[Valid=634 /-] [Invalid=0 /-]		
Value	Label	Cases	Percentage
0	無	530	<div><div></div></div> 83.6%
1	有	100	<div><div></div></div> 15.8%
555	拒答	1	0.2%
999	遺漏值	3	0.5%
Warning: these figures indicate the number of cases found in the data file. They cannot be interpreted as summary statistics of the population of interest.			
# f1.1_4: F1.1_4.中風(腦溢血)			
Information	[Type= discrete] [Format=numeric] [Range= 0-999] [Missing=*]		
Statistics [NW/ W]	[Valid=634 /-] [Invalid=0 /-]		
Value	Label	Cases	Percentage
0	無	501	<div><div></div></div> 79.0%
1	有	129	<div><div></div></div> 20.3%
555	拒答	1	0.2%
999	遺漏值	3	0.5%
Warning: these figures indicate the number of cases found in the data file. They cannot be interpreted as summary statistics of the population of interest.			
# f1.1_5: F1.1_5.癌症或惡性腫瘤			
Information	[Type= discrete] [Format=numeric] [Range= 0-999] [Missing=*]		
Statistics [NW/ W]	[Valid=634 /-] [Invalid=0 /-]		
Value	Label	Cases	Percentage
0	無	619	<div><div></div></div> 97.6%
1	有	11	<div><div></div></div> 1.7%
555	拒答	1	0.2%
999	遺漏值	3	0.5%
Warning: these figures indicate the number of cases found in the data file. They cannot be interpreted as summary statistics of the population of interest.			
# f1.1_6: F1.1_6.支氣管炎、肺氣腫、肺炎、肺病、氣喘等病			
Information	[Type= discrete] [Format=numeric] [Range= 0-999] [Missing=*]		
Statistics [NW/ W]	[Valid=634 /-] [Invalid=0 /-]		
Value	Label	Cases	Percentage
0	無	598	<div><div></div></div> 94.3%
1	有	32	<div><div></div></div> 5.0%

# f1.1_6: F1.1_6.支氣管炎、肺氣腫、肺炎、肺病、氣喘等病			
Value	Label	Cases	Percentage
555	拒答	1	0.2%
999	遺漏值	3	0.5%
Warning: these figures indicate the number of cases found in the data file. They cannot be interpreted as summary statistics of the population of interest.			
# f1.1_7: F1.1_7.關節炎或風濕症			
Information	[Type= discrete] [Format=numeric] [Range= 0-999] [Missing=*]		
Statistics [NW/ W]	[Valid=634 /-] [Invalid=0 /-]		
Value	Label	Cases	Percentage
0	無	587	<div><div></div></div> 92.6%
1	有	43	<div><div></div></div> 6.8%
555	拒答	1	0.2%
999	遺漏值	3	0.5%
Warning: these figures indicate the number of cases found in the data file. They cannot be interpreted as summary statistics of the population of interest.			
# f1.1_8: F1.1_8.胃潰瘍或胃病			
Information	[Type= discrete] [Format=numeric] [Range= 0-999] [Missing=*]		
Statistics [NW/ W]	[Valid=634 /-] [Invalid=0 /-]		
Value	Label	Cases	Percentage
0	無	600	<div><div></div></div> 94.6%
1	有	30	<div><div></div></div> 4.7%
555	拒答	1	0.2%
999	遺漏值	3	0.5%
Warning: these figures indicate the number of cases found in the data file. They cannot be interpreted as summary statistics of the population of interest.			
# f1.1_9: F1.1_9.肝、膽疾病			
Information	[Type= discrete] [Format=numeric] [Range= 0-999] [Missing=*]		
Statistics [NW/ W]	[Valid=634 /-] [Invalid=0 /-]		
Value	Label	Cases	Percentage
0	無	608	<div><div></div></div> 95.9%
1	有	22	<div><div></div></div> 3.5%
555	拒答	1	0.2%
999	遺漏值	3	0.5%
Warning: these figures indicate the number of cases found in the data file. They cannot be interpreted as summary statistics of the population of interest.			
# f1.1_10: F1.1_10.髖骨骨折			
Information	[Type= discrete] [Format=numeric] [Range= 0-999] [Missing=*]		
Statistics [NW/ W]	[Valid=634 /-] [Invalid=0 /-]		
Value	Label	Cases	Percentage
0	無	604	<div><div></div></div> 95.3%
1	有	26	<div><div></div></div> 4.1%
555	拒答	1	0.2%
999	遺漏值	3	0.5%
Warning: these figures indicate the number of cases found in the data file. They cannot be interpreted as summary statistics of the population of interest.			
# f1.1_11: F1.1_11.白內障			
Information	[Type= discrete] [Format=numeric] [Range= 0-999] [Missing=*]		
Statistics [NW/ W]	[Valid=634 /-] [Invalid=0 /-]		

# f1.1_11: F1.1_11.白內障			
Value	Label	Cases	Percentage
0	無	582	<div><div></div></div> 91.8%
1	有	48	<div><div></div></div> 7.6%
555	拒答	1	0.2%
999	遺漏值	3	0.5%
Warning: these figures indicate the number of cases found in the data file. They cannot be interpreted as summary statistics of the population of interest.			
# f1.1_12: F1.1_12.腎臟疾病(包括結石)			
Information	[Type= discrete] [Format=numeric] [Range= 0-999] [Missing=*]		
Statistics [NW/ W]	[Valid=634 /-] [Invalid=0 /-]		
Value	Label	Cases	Percentage
0	無	575	<div><div></div></div> 90.7%
1	有	55	<div><div></div></div> 8.7%
555	拒答	1	0.2%
999	遺漏值	3	0.5%
Warning: these figures indicate the number of cases found in the data file. They cannot be interpreted as summary statistics of the population of interest.			
# f1.1_13: F1.1_13.痛風			
Information	[Type= discrete] [Format=numeric] [Range= 0-999] [Missing=*]		
Statistics [NW/ W]	[Valid=634 /-] [Invalid=0 /-]		
Value	Label	Cases	Percentage
0	無	605	<div><div></div></div> 95.4%
1	有	25	<div><div></div></div> 3.9%
555	拒答	1	0.2%
999	遺漏值	3	0.5%
Warning: these figures indicate the number of cases found in the data file. They cannot be interpreted as summary statistics of the population of interest.			
# f1.1_14: F1.1_14.脊椎骨骨刺			
Information	[Type= discrete] [Format=numeric] [Range= 0-999] [Missing=*]		
Statistics [NW/ W]	[Valid=634 /-] [Invalid=0 /-]		
Value	Label	Cases	Percentage
0	無	620	<div><div></div></div> 97.8%
1	有	10	<div><div></div></div> 1.6%
555	拒答	1	0.2%
999	遺漏值	3	0.5%
Warning: these figures indicate the number of cases found in the data file. They cannot be interpreted as summary statistics of the population of interest.			
# f1.1_15: F1.1_15.骨質疏鬆			
Information	[Type= discrete] [Format=numeric] [Range= 0-999] [Missing=*]		
Statistics [NW/ W]	[Valid=634 /-] [Invalid=0 /-]		
Value	Label	Cases	Percentage
0	無	578	<div><div></div></div> 91.2%
1	有	52	<div><div></div></div> 8.2%
555	拒答	1	0.2%
999	遺漏值	3	0.5%
Warning: these figures indicate the number of cases found in the data file. They cannot be interpreted as summary statistics of the population of interest.			

# f1.1_16: F1.1_16.高血脂				
Information		[Type= discrete] [Format=numeric] [Range= 0-999] [Missing=*]		
Statistics [NW/ W]		[Valid=634 /-] [Invalid=0 /-]		
Value	Label	Cases	Percentage	
0	無	618	<div></div>	97.5%
1	有	12	<div></div>	1.9%
555	拒答	1	<div></div>	0.2%
999	遺漏值	3	<div></div>	0.5%
Warning: these figures indicate the number of cases found in the data file. They cannot be interpreted as summary statistics of the population of interest.				

# f1.1_17: F1.1_17.貧血			
Information		[Type= discrete] [Format=numeric] [Range= 0-999] [Missing=*]	
Statistics [NW/ W]		[Valid=634 -/] [Invalid=0 -/]	
Value	Label	Cases	Percentage
0	無	623	98.3%
1	有	7	1.1%
555	拒答	1	0.2%
999	遺漏值	3	0.5%
Warning: these figures indicate the number of cases found in the data file. They cannot be interpreted as summary statistics of the population of interest.			
# f1.1_18: F1.1_18.攝護腺問題(只問男住民)			
Information		[Type= discrete] [Format=numeric] [Range= 0-999] [Missing=*]	
Statistics [NW/ W]		[Valid=634 -/] [Invalid=0 -/]	
Value	Label	Cases	Percentage
0	無	617	97.3%
1	有	13	2.1%
555	拒答	1	0.2%
999	遺漏值	3	0.5%
Warning: these figures indicate the number of cases found in the data file. They cannot be interpreted as summary statistics of the population of interest.			
# f1.1_19: F1.1_19.其他			
Information		[Type= discrete] [Format=numeric] [Range= 0-999] [Missing=*]	
Statistics [NW/ W]		[Valid=634 -/] [Invalid=0 -/]	
Value	Label	Cases	Percentage
0	無	483	76.2%
1	有	147	23.2%
555	拒答	1	0.2%
999	遺漏值	3	0.5%
Warning: these figures indicate the number of cases found in the data file. They cannot be interpreted as summary statistics of the population of interest.			
# f1.1_19a: F1.1_19a.其他說明			
Information		[Type= discrete] [Format=character] [Missing=*]	
Statistics [NW/ W]		[Valid=634 -/] [Invalid=0 -/]	
Value	Label	Cases	Percentage
666		487	76.8%
B肝		1	0.2%
C肝		1	0.2%
一隻腳截肢		1	0.2%
下肢癱瘓		1	0.2%
人工肛門		1	0.2%
人工關節		3	0.5%
低血鉀、急性胰臟炎、失智症		1	0.2%
便秘		2	0.3%
僵直性脊		1	0.2%
右腿骨折		1	0.2%
右鼠蹊部泡疹		1	0.2%

# f1.1_19a: F1.1_19a.其他說明			
Value	Label	Cases	Percentage
失智		15	2.4%
子宮開刀		2	0.3%
小兒麻痺		1	0.2%
小腿骨折		1	0.2%
尿道感染		2	0.3%
尿酸		1	0.2%
尿酸過高		1	0.2%
左肢骨頸及 同側肢骨幹骨 折、精神疾病		1	0.2%
左骨神經痛		1	0.2%
巴金森氏症		1	0.2%
帕金森		3	0.5%
帕金森、關節 退化		1	0.2%
帕金森氏		1	0.2%
帕金森氏症		6	0.9%
帕金森氏症、 大腿骨折		1	0.2%
帕金森氏症、 憂鬱症		2	0.3%
帕金森氏症、 泌尿道感染		1	0.2%
心律不整		1	0.2%
心血管用藥		2	0.3%
心血管疾病		1	0.2%
思覺失調		1	0.2%
思覺失調症		1	0.2%
感冒		2	0.3%
慢性肺阻塞		1	0.2%
憂鬱		2	0.3%
憂鬱症		1	0.2%
截肢		2	0.3%
暈眩		1	0.2%
末梢神經失調		1	0.2%
水腦症		1	0.2%
泌尿系統		1	0.2%
泌尿道		1	0.2%
泌尿道感染		3	0.5%
泌尿道發炎		1	0.2%
洗腎		2	0.3%
焦慮症		1	0.2%
牙齒		1	0.2%
疝氣、僵直性 脊髓		1	0.2%
皮膚疾患		1	0.2%
皮膚病		1	0.2%

# f1.1_19a: F1.1_19a.其他說明			
Value	Label	Cases	Percentage
神經骨骼		1	0.2%
精神分裂		1	0.2%
精神疾患		3	0.5%
精神障礙		1	0.2%
精神障礙、腦開刀		1	0.2%
缺血性腸炎		1	0.2%
老年退化		4	0.6%
肺瓣膜不好		1	0.2%
脊髓損傷		1	0.2%
脊髓軟骨變形		1	0.2%
脖子開刀		1	0.2%
腦出血		1	0.2%
腦水腫		1	0.2%
腦積水		1	0.2%
腦開刀		1	0.2%
腰開刀		1	0.2%
腳		1	0.2%
腳不能走		2	0.3%
腳步太好		1	0.2%
腳無力		1	0.2%
腳開刀		7	1.1%
腳關節退化		1	0.2%
腳骨折		5	0.8%
腸		1	0.2%
腸動脈阻塞		1	0.2%
膽切除/腳骨折		1	0.2%
蜂窩性組織炎		2	0.3%
蜂窩性組織炎、截肢		1	0.2%
血栓		1	0.2%
血管疾病		1	0.2%
躁症		1	0.2%
車禍骨折		1	0.2%
輕微失智		2	0.3%
酒精性中毒		1	0.2%
關節退化開刀、失智、產後憂鬱持續服藥		1	0.2%
雙腳截肢		1	0.2%
青光眼		2	0.3%
頭會暈眩		1	0.2%
頸椎壓迫性骨折		1	0.2%
顱內出血		1	0.2%
骨折		3	0.5%

# f1.1_19a: F1.1_19a.其他說明			
Warning: these figures indicate the number of cases found in the data file. They cannot be interpreted as summary statistics of the population of interest.			
# f2.1_1: F2.1_1.個人衛生(如刷牙洗臉)			
Information	[Type= discrete] [Format=numeric] [Range= 0-999] [Missing=*]		
Statistics [NW/ W]	[Valid=634 /-] [Invalid=0 /-]		
Value	Label	Cases	Percentage
0	需要完全協助	62	<div><div></div></div> 9.8%
5	可自行完成	569	<div><div></div></div> 89.7%
999	遺漏值	3	<div><div></div></div> 0.5%
Warning: these figures indicate the number of cases found in the data file. They cannot be interpreted as summary statistics of the population of interest.			
# f2.1_2: F2.1_2.洗澡			
Information	[Type= discrete] [Format=numeric] [Range= 0-999] [Missing=*]		
Statistics [NW/ W]	[Valid=634 /-] [Invalid=0 /-]		
Value	Label	Cases	Percentage
0	需要完全協助	445	<div><div></div></div> 70.2%
5	可自行完成	186	<div><div></div></div> 29.3%
999	遺漏值	3	<div><div></div></div> 0.5%
Warning: these figures indicate the number of cases found in the data file. They cannot be interpreted as summary statistics of the population of interest.			
# f2.1_3: F2.1_3.進食			
Information	[Type= discrete] [Format=numeric] [Range= 0-999] [Missing=*]		
Statistics [NW/ W]	[Valid=634 /-] [Invalid=0 /-]		
Value	Label	Cases	Percentage
0	需要完全協助	24	<div><div></div></div> 3.8%
5	需要部份協助	45	<div><div></div></div> 7.1%
10	可自行完成	562	<div><div></div></div> 88.6%
999	遺漏值	3	<div><div></div></div> 0.5%
Warning: these figures indicate the number of cases found in the data file. They cannot be interpreted as summary statistics of the population of interest.			
# f2.1_4: F2.1_4.如廁			
Information	[Type= discrete] [Format=numeric] [Range= 0-999] [Missing=*]		
Statistics [NW/ W]	[Valid=634 /-] [Invalid=0 /-]		
Value	Label	Cases	Percentage
0	需要完全協助	164	<div><div></div></div> 25.9%
5	需要部份協助	161	<div><div></div></div> 25.4%
10	可自行完成	306	<div><div></div></div> 48.3%
999	遺漏值	3	<div><div></div></div> 0.5%
Warning: these figures indicate the number of cases found in the data file. They cannot be interpreted as summary statistics of the population of interest.			
# f2.1_5: F2.1_5.上下樓梯			
Information	[Type= discrete] [Format=numeric] [Range= 0-999] [Missing=*]		
Statistics [NW/ W]	[Valid=634 /-] [Invalid=0 /-]		
Value	Label	Cases	Percentage
0	需要完全協助	258	<div><div></div></div> 40.7%
5	需要部份協助	161	<div><div></div></div> 25.4%
10	可自行完成	184	<div><div></div></div> 29.0%
888	機構無樓梯	28	<div><div></div></div> 4.4%

# f2.1_5: F2.1_5.上下樓梯			
Value	Label	Cases	Percentage
999	遺漏值	3	0.5%
Warning: these figures indicate the number of cases found in the data file. They cannot be interpreted as summary statistics of the population of interest.			
# f2.1_6: F2.1_6.穿脫衣鞋褲襪			
Information	[Type= discrete] [Format=numeric] [Range= 0-999] [Missing=*]		
Statistics [NW/ W]	[Valid=634 /-] [Invalid=0 /-]		
Value	Label	Cases	Percentage
0	需要完全協助	120	18.9%
5	需要部份協助	211	33.3%
10	可自行完成	300	47.3%
999	遺漏值	3	0.5%
Warning: these figures indicate the number of cases found in the data file. They cannot be interpreted as summary statistics of the population of interest.			
# f2.1_7: F2.1_7.大便控制			
Information	[Type= discrete] [Format=numeric] [Range= 0-999] [Missing=*]		
Statistics [NW/ W]	[Valid=634 /-] [Invalid=0 /-]		
Value	Label	Cases	Percentage
0	需要完全協助	145	22.9%
5	需要部份協助	125	19.7%
10	可自行完成	361	56.9%
999	遺漏值	3	0.5%
Warning: these figures indicate the number of cases found in the data file. They cannot be interpreted as summary statistics of the population of interest.			
# f2.1_8: F2.1_8.小便控制			
Information	[Type= discrete] [Format=numeric] [Range= 0-999] [Missing=*]		
Statistics [NW/ W]	[Valid=634 /-] [Invalid=0 /-]		
Value	Label	Cases	Percentage
0	需要完全協助	158	24.9%
5	需要部份協助	129	20.3%
10	可自行完成	344	54.3%
999	遺漏值	3	0.5%
Warning: these figures indicate the number of cases found in the data file. They cannot be interpreted as summary statistics of the population of interest.			
# f2.1_9: F2.1_9.移位			
Information	[Type= discrete] [Format=numeric] [Range= 0-999] [Missing=*]		
Statistics [NW/ W]	[Valid=634 /-] [Invalid=0 /-]		
Value	Label	Cases	Percentage
0	需要完全協助	118	18.6%
5	需要部份協助	134	21.1%
10	他人協助可走50公尺以上	76	12.0%
15	可自行完成	302	47.6%
999	遺漏值	4	0.6%
Warning: these figures indicate the number of cases found in the data file. They cannot be interpreted as summary statistics of the population of interest.			
# f2.1_10: F2.1_10.平地上走動			
Information	[Type= discrete] [Format=numeric] [Range= 0-999] [Missing=*]		
Statistics [NW/ W]	[Valid=634 /-] [Invalid=0 /-]		

# f2.1_10: F2.1_10.平地上走動				
Value	Label	Cases	Percentage	
0	需要完全協助	132	<div></div>	20.8%
5	需要部份協助	130	<div></div>	20.5%
10	他人協助可走50公尺以上	102	<div></div>	16.1%
15	可自行完成	266	<div></div>	42.0%
999	遺漏值	4	<div></div>	0.6%
Warning: these figures indicate the number of cases found in the data file. They cannot be interpreted as summary statistics of the population of interest.				
# f2.1_11: F2.1_11.總分				
Information		[Type= discrete] [Format=numeric] [Range= 0-999] [Missing=*]		
Statistics [NW/ W]		[Valid=634 /-] [Invalid=0 /-]		
Value	Label	Cases	Percentage	
0		9	<div></div>	1.4%
5		8	<div></div>	1.3%
10		9	<div></div>	1.4%
15		28	<div></div>	4.4%
20		27	<div></div>	4.3%
25		18	<div></div>	2.8%
30		19	<div></div>	3.0%
35		28	<div></div>	4.4%
40		25	<div></div>	3.9%
45		28	<div></div>	4.4%
50		28	<div></div>	4.4%
55		37	<div></div>	5.8%
60		24	<div></div>	3.8%
65		23	<div></div>	3.6%
70		23	<div></div>	3.6%
75		28	<div></div>	4.4%
80		23	<div></div>	3.6%
85		43	<div></div>	6.8%
90		64	<div></div>	10.1%
95		66	<div></div>	10.4%
100		72	<div></div>	11.4%
999	遺漏值	4	<div></div>	0.6%
Warning: these figures indicate the number of cases found in the data file. They cannot be interpreted as summary statistics of the population of interest.				
# f3.1: F3.1.是否有使用輔具				
Information		[Type= discrete] [Format=numeric] [Range= 1-2] [Missing=*]		
Statistics [NW/ W]		[Valid=634 /-] [Invalid=0 /-]		
Value	Label	Cases	Percentage	
1	有	546	<div></div>	86.1%
2	無	88	<div></div>	13.9%
Warning: these figures indicate the number of cases found in the data file. They cannot be interpreted as summary statistics of the population of interest.				
# f3.2_1: F3.2_1.單手拐杖				
Information		[Type= discrete] [Format=numeric] [Range= 0-1] [Missing=*]		
Statistics [NW/ W]		[Valid=634 /-] [Invalid=0 /-]		

# f3.2_1: F3.2_1.單手拐杖			
Value	Label	Cases	Percentage
0	無	538	<div><div></div></div> 84.9%
1	有	96	<div><div></div></div> 15.1%
Warning: these figures indicate the number of cases found in the data file. They cannot be interpreted as summary statistics of the population of interest.			
# f3.2_2: F3.2_2.助行器			
Information	[Type= discrete] [Format=numeric] [Range= 0-1] [Missing=*]		
Statistics [NW/ W]	[Valid=634 /-] [Invalid=0 /-]		
Value	Label	Cases	Percentage
0	無	567	<div><div></div></div> 89.4%
1	有	67	<div><div></div></div> 10.6%
Warning: these figures indicate the number of cases found in the data file. They cannot be interpreted as summary statistics of the population of interest.			
# f3.2_3: F3.2_3.腋下拐杖			
Information	[Type= discrete] [Format=numeric] [Range= 0-1] [Missing=*]		
Statistics [NW/ W]	[Valid=634 /-] [Invalid=0 /-]		
Value	Label	Cases	Percentage
0	無	634	<div><div></div></div> 100.0%
1	有	0	
Warning: these figures indicate the number of cases found in the data file. They cannot be interpreted as summary statistics of the population of interest.			
# f3.2_4: F3.2_4.輪椅			
Information	[Type= discrete] [Format=numeric] [Range= 0-1] [Missing=*]		
Statistics [NW/ W]	[Valid=634 /-] [Invalid=0 /-]		
Value	Label	Cases	Percentage
0	無	195	<div><div></div></div> 30.8%
1	有	439	<div><div></div></div> 69.2%
Warning: these figures indicate the number of cases found in the data file. They cannot be interpreted as summary statistics of the population of interest.			
# f3.2_5: F3.2_5.助聽器			
Information	[Type= discrete] [Format=numeric] [Range= 0-1] [Missing=*]		
Statistics [NW/ W]	[Valid=634 /-] [Invalid=0 /-]		
Value	Label	Cases	Percentage
0	無	632	<div><div></div></div> 99.7%
1	有	2	<div><div></div></div> 0.3%
Warning: these figures indicate the number of cases found in the data file. They cannot be interpreted as summary statistics of the population of interest.			
# f3.2_6: F3.2_6.眼鏡			
Information	[Type= discrete] [Format=numeric] [Range= 0-1] [Missing=*]		
Statistics [NW/ W]	[Valid=634 /-] [Invalid=0 /-]		
Value	Label	Cases	Percentage
0	無	603	<div><div></div></div> 95.1%
1	有	31	<div><div></div></div> 4.9%
Warning: these figures indicate the number of cases found in the data file. They cannot be interpreted as summary statistics of the population of interest.			
# f3.2_7: F3.2_7.義肢			
Information	[Type= discrete] [Format=numeric] [Range= 0-1] [Missing=*]		
Statistics [NW/ W]	[Valid=634 /-] [Invalid=0 /-]		

# f3.2_7: F3.2_7.義肢			
Value	Label	Cases	Percentage
0	無	633	<div><div></div></div> 99.8%
1	有	1	0.2%
Warning: these figures indicate the number of cases found in the data file. They cannot be interpreted as summary statistics of the population of interest.			
# f3.2_8: F3.2_8.進食輔具			
Information	[Type= discrete] [Format=numeric] [Range= 0-1] [Missing=*]		
Statistics [NW/ W]	[Valid=634 /-] [Invalid=0 /-]		
Value	Label	Cases	Percentage
0	無	631	<div><div></div></div> 99.5%
1	有	3	0.5%
Warning: these figures indicate the number of cases found in the data file. They cannot be interpreted as summary statistics of the population of interest.			
# f3.2_9: F3.2_9.其他			
Information	[Type= discrete] [Format=numeric] [Range= 0-1] [Missing=*]		
Statistics [NW/ W]	[Valid=634 /-] [Invalid=0 /-]		
Value	Label	Cases	Percentage
0	無	630	<div><div></div></div> 99.4%
1	有	4	0.6%
Warning: these figures indicate the number of cases found in the data file. They cannot be interpreted as summary statistics of the population of interest.			
# f3.2_9_1: F3.2_9_1.其它輔具說明			
Information	[Type= discrete] [Format=character] [Missing=*]		
Statistics [NW/ W]	[Valid=634 /-] [Invalid=0 /-]		
Value	Label	Cases	Percentage
666	遺漏值/跳答	631	<div><div></div></div> 99.5%
假牙		1	0.2%
矯正鞋		1	0.2%
電動車		1	0.2%
Warning: these figures indicate the number of cases found in the data file. They cannot be interpreted as summary statistics of the population of interest.			
# f4.1: F4.1.視力			
Information	[Type= discrete] [Format=numeric] [Range= 1-999] [Missing=*]		
Statistics [NW/ W]	[Valid=634 /-] [Invalid=0 /-]		
Value	Label	Cases	Percentage
1	清晰	450	<div><div></div></div> 71.0%
2	模糊	170	<div><div></div></div> 26.8%
3	失明	5	0.8%
4	其他	6	0.9%
555	拒答	0	
666	跳答	0	
777	不知道	0	
888	不適用	0	
999	遺漏值	3	0.5%
Warning: these figures indicate the number of cases found in the data file. They cannot be interpreted as summary statistics of the population of interest.			
# f4.1a: F4.1a.視力說明			
Information	[Type= discrete] [Format=character] [Missing=*]		

# f4.1a: F4.1a.視力説明			
Statistics [NW/ W]		[Valid=634 /-] [Invalid=0 /-]	
Value	Label	Cases	Percentage
666		628	<div></div> 99.1%
一眼失明		1	0.2%
右眼失明、左眼模糊		1	0.2%
左眼失明、右眼模糊		1	0.2%
左眼模糊右眼清楚		1	0.2%
左眼清楚右眼失明		1	0.2%
老花		1	0.2%
Warning: these figures indicate the number of cases found in the data file. They cannot be interpreted as summary statistics of the population of interest.			
# f4.2: F4.2.聴力			
Information		[Type= discrete] [Format=numeric] [Range= 1-999] [Missing=*]	
Statistics [NW/ W]		[Valid=634 /-] [Invalid=0 /-]	
Value	Label	Cases	Percentage
1	清晰	527	<div></div> 83.1%
2	模糊	98	<div></div> 15.5%
3	失聰	0	
4	其他	6	<div></div> 0.9%
555	拒答	0	
666	跳答	0	
777	不知道	0	
888	不適用	0	
999	遺漏值	3	<div></div> 0.5%
Warning: these figures indicate the number of cases found in the data file. They cannot be interpreted as summary statistics of the population of interest.			
# f4.2b: F4.2b.聴力説明			
Information		[Type= discrete] [Format=character] [Missing=*]	
Statistics [NW/ W]		[Valid=634 /-] [Invalid=0 /-]	
Value	Label	Cases	Percentage
666		628	<div></div> 99.1%
一耳失聰		2	0.3%
左耳失聰、右耳重聽		1	0.2%
左耳聽不見		1	0.2%
左耳重聽右耳失聰		1	0.2%
輕微重聽		1	0.2%
Warning: these figures indicate the number of cases found in the data file. They cannot be interpreted as summary statistics of the population of interest.			
# f5.1.1.1: F5.1.1.1.左手			
Information		[Type= discrete] [Format=numeric] [Range= 1-999] [Missing=*]	
Statistics [NW/ W]		[Valid=634 /-] [Invalid=0 /-]	

# f5.1.1.1: F5.1.1.1.左手			
Value	Label	Cases	Percentage
1	正常	511	<div><div></div></div> 80.6%
2	較差	70	<div><div></div></div> 11.0%
3	極差	53	<div><div></div></div> 8.4%
555	拒答	0	
666	跳答	0	
777	不知道	0	
888	不適用	0	
999	遺漏值	0	
Warning: these figures indicate the number of cases found in the data file. They cannot be interpreted as summary statistics of the population of interest.			
# f5.1.1.2: F5.1.1.2.右手			
Information	[Type= discrete] [Format=numeric] [Range= 1-999] [Missing=*]		
Statistics [NW/ W]	[Valid=634 /-] [Invalid=0 /-]		
Value	Label	Cases	Percentage
1	正常	528	<div><div></div></div> 83.3%
2	較差	74	<div><div></div></div> 11.7%
3	極差	32	<div><div></div></div> 5.0%
555	拒答	0	
666	跳答	0	
777	不知道	0	
888	不適用	0	
999	遺漏值	0	
Warning: these figures indicate the number of cases found in the data file. They cannot be interpreted as summary statistics of the population of interest.			
# f5.1.2.1: F5.1.2.1.左上肢			
Information	[Type= discrete] [Format=numeric] [Range= 1-999] [Missing=*]		
Statistics [NW/ W]	[Valid=634 /-] [Invalid=0 /-]		
Value	Label	Cases	Percentage
1	正常	501	<div><div></div></div> 79.0%
2	較差	79	<div><div></div></div> 12.5%
3	極差	51	<div><div></div></div> 8.0%
555	拒答	0	
666	跳答	0	
777	不知道	0	
888	不適用	0	
999	遺漏值	3	<div><div></div></div> 0.5%
Warning: these figures indicate the number of cases found in the data file. They cannot be interpreted as summary statistics of the population of interest.			
# f5.1.2.2: F5.1.2.2.右上肢			
Information	[Type= discrete] [Format=numeric] [Range= 1-999] [Missing=*]		
Statistics [NW/ W]	[Valid=634 /-] [Invalid=0 /-]		
Value	Label	Cases	Percentage
1	正常	524	<div><div></div></div> 82.6%
2	較差	79	<div><div></div></div> 12.5%
3	極差	30	<div><div></div></div> 4.7%
555	拒答	0	

# f5.1.2.2: F5.1.2.2.右上肢			
Value	Label	Cases	Percentage
666	跳答	0	
777	不知道	0	
888	不適用	0	
999	遺漏值	1	0.2%
Warning: these figures indicate the number of cases found in the data file. They cannot be interpreted as summary statistics of the population of interest.			
# f5.1.3.1: F5.1.3.1.左上肢			
Information	[Type= discrete] [Format=numeric] [Range= 1-999] [Missing=*]		
Statistics [NW/ W]	[Valid=634 -/] [Invalid=0 -/]		
Value	Label	Cases	Percentage
1	正常	507	80.0%
2	較差	66	10.4%
3	極差	58	9.1%
555	拒答	0	
666	跳答	0	
777	不知道	0	
888	不適用	0	
999	遺漏值	3	0.5%
Warning: these figures indicate the number of cases found in the data file. They cannot be interpreted as summary statistics of the population of interest.			
# f5.1.3.2: F5.1.3.2.右上肢			
Information	[Type= discrete] [Format=numeric] [Range= 1-999] [Missing=*]		
Statistics [NW/ W]	[Valid=634 -/] [Invalid=0 -/]		
Value	Label	Cases	Percentage
1	正常	522	82.3%
2	較差	77	12.1%
3	極差	34	5.4%
555	拒答	0	
666	跳答	0	
777	不知道	0	
888	不適用	0	
999	遺漏值	1	0.2%
Warning: these figures indicate the number of cases found in the data file. They cannot be interpreted as summary statistics of the population of interest.			
# f5.2.1.1: F5.2.1.1.左下肢			
Information	[Type= discrete] [Format=numeric] [Range= 1-999] [Missing=*]		
Statistics [NW/ W]	[Valid=634 -/] [Invalid=0 -/]		
Value	Label	Cases	Percentage
1	正常	318	50.2%
2	較差	200	31.5%
3	極差	113	17.8%
555	拒答	0	
666	跳答	0	
777	不知道	0	
888	不適用	2	0.3%
999	遺漏值	1	0.2%

# f5.2.1.1: F5.2.1.1.左下肢			
Warning: these figures indicate the number of cases found in the data file. They cannot be interpreted as summary statistics of the population of interest.			
# f5.2.1.2: F5.2.1.2.右下肢			
Information	[Type= discrete] [Format=numeric] [Range= 1-999] [Missing=*]		
Statistics [NW/ W]	[Valid=634 /-] [Invalid=0 /-]		
Value	Label	Cases	Percentage
1	正常	332	52.4%
2	較差	210	33.1%
3	極差	91	14.4%
555	拒答	0	
666	跳答	0	
777	不知道	0	
888	不適用	1	0.2%
999	遺漏值	0	
Warning: these figures indicate the number of cases found in the data file. They cannot be interpreted as summary statistics of the population of interest.			
# f5.2.2.1: F5.2.2.1.左下肢			
Information	[Type= discrete] [Format=numeric] [Range= 1-999] [Missing=*]		
Statistics [NW/ W]	[Valid=634 /-] [Invalid=0 /-]		
Value	Label	Cases	Percentage
1	正常	333	52.5%
2	較差	178	28.1%
3	極差	120	18.9%
555	拒答	0	
666	跳答	0	
777	不知道	0	
888	不適用	2	0.3%
999	遺漏值	1	0.2%
Warning: these figures indicate the number of cases found in the data file. They cannot be interpreted as summary statistics of the population of interest.			
# f5.2.2.2: F5.2.2.2.右下肢			
Information	[Type= discrete] [Format=numeric] [Range= 1-999] [Missing=*]		
Statistics [NW/ W]	[Valid=634 /-] [Invalid=0 /-]		
Value	Label	Cases	Percentage
1	正常	348	54.9%
2	較差	185	29.2%
3	極差	100	15.8%
555	拒答	0	
666	跳答	0	
777	不知道	0	
888	不適用	1	0.2%
999	遺漏值	0	
Warning: these figures indicate the number of cases found in the data file. They cannot be interpreted as summary statistics of the population of interest.			