

台灣 (Taiwan, ROC)

黃源協

社區照顧理念、政策與實務之檢視

Study Documentation

May 15, 2020

Metadata Production

Metadata Producer(s)	學術調查研究資料庫(Survey Research Data Archive) (SRDA) , 中央研究院人社中心調查研究 專題中心 , DDI文件製作
Identification	E10439

Table of Contents

Overview.....	4
Scope & Coverage.....	4
Producers & Sponsors.....	4
Data Collection.....	4
Data Processing & Appraisal.....	5
Accessibility.....	5
Files Description.....	6
data 1.....	6
data 2.....	6
Variables Group(s).....	7
據點、日照中心調查問卷.....	7
居家服務調查問卷.....	7
社區照顧品質量表.....	7
社區照顧理念量表.....	9
公民權.....	9
充權.....	11
優勢觀點.....	13
生活正常化.....	15
互動頻率與互動關係.....	17
受訪者基本資料.....	19
照顧中心/據點基本資料.....	20
社區照顧品質量表.....	21
社區照顧理念量表.....	22
公民權.....	22
受訪者基本資料.....	24
居家服務基本資料.....	26
充權.....	27
優勢觀點.....	29
生活正常化.....	31
互動頻率與互動關係.....	33
Variables Description.....	36
data 1.....	37
data 2.....	125

社區照顧理念、政策與實務之檢視

Reviewing Ideas, Policy and Practice of Community Care

Overview

Identification	E10439
Version	Production Date: 2022-08-01 v1.0
Abstract <p>無論是老人或身心障礙者的照顧，社區照顧已逐漸成為許多國家主流模式，當家庭功能逐漸式微，再加上機構照顧不受歡迎的情況下，社區照顧成為另類選擇的重要性與日俱增。在台灣經過近二十年的推動，社區照顧的理念是否為利害關係人所認同或重視實務上是否為利害關係人所感受得到社區照顧的推動的助力與阻力為何本研究主要目的在於探討利害關係人對於社區照顧理念的認同程度及實際感受，並進一步從實務面檢視政策的落實狀況。</p> <p>本研究為兩年為研究期程，第一年以量化研究為主，著重於探討服務使用者(含主要照顧者)對社區照顧相關理念與品質之內涵的重視度、接受服務後的感受、以及相關影響因素。透過面訪，以全臺灣社區照顧相關機構(含日間照顧中心、社區照顧關懷據點、居家服務單位)為母群體，於2016年07月04日至同年08月31日執行調查，共收集626份有效樣本。</p>	
Kind of Data	抽查
Unit of Analysis	個人

Scope & Coverage

Time Period(s)	2016
Countries	台灣 (Taiwan, ROC)
Geographic Coverage 台灣地區	
Universe 社區照顧相關機構(含日間照顧中心、社區照顧關懷據點、居家服務單位)	

Producers & Sponsors

Primary Investigator(s)	黃源協
Other Producer(s)	國立暨南國際大學社會政策與社會工作學系(所)
Funding Agency/ies	科技部

Data Collection

Data Collection Dates	start 2016-07-04 end 2016-08-31
Time Period(s)	start 2015-08-01 end 2017-07-31
Data Collection Mode	面對面訪問

Data Processing & Appraisal

Data Editing

中央研究院人文社會科學研究中心調查研究專題中心所進行的資料整理方式，僅進行可識別個人身份資料檢查，且依計畫原提供之檔案內容釋出，未對變項名稱、變項及選項數值說明與問卷是否一致或有定義進行核對或修改。

Accessibility

Contact(s)	學術調查研究資料庫(Survey Research Data Archive) (中央研究院人社中心調查研究專題中心), https://srda.sinica.edu.tw , srda@gate.sinica.edu.tw
Distributor(s)	學術調查研究資料庫(Survey Research Data Archive)
Depositor(s)	國立暨南國際大學社會政策與社會工作學系(所)

Access Conditions

標準版(一般會員、院內會員直接下載)

Files Description

Dataset contains 2 file(s)

data_1	
# Cases	393
# Variable(s)	323

data_2	
# Cases	233
# Variable(s)	331

Variables Group(s)

Dataset contains 20 group(s)

Group 據點、日照中心調查問卷	
Subgroup(s)	社區照顧品質量表, 社區照顧理念量表, 受訪者基本資料, 照顧中心/據點基本資料

Group 居家服務調查問卷	
Subgroup(s)	社區照顧品質量表, 社區照顧理念量表, 受訪者基本資料, 居家服務基本資料

Group 社區照顧品質量表							
#	Name	Label	Type	Format	Valid	Invalid	Question
1	a1.1	照顧中心/據點的設施設備是完善的-重要程度	discrete	numeric-8.0	393	0	-
2	a1.2	照顧中心/據點的活動環境是安全的-重要程度	discrete	numeric-8.0	393	0	-
3	a1.3	照顧中心/據點的位置是靠近住家的(或方便到達)-重要程度	discrete	numeric-8.0	393	0	-
4	a1.4	照顧中心/據點的員工是友善的-重要程度	discrete	numeric-8.0	393	0	-
5	a1.5	照顧中心/據點的員工是具備專業技術/知識的-重要程度	discrete	numeric-8.0	393	0	-
6	a1.6	照顧中心/據點的員工是穩定的(不會經常變動)-重要程度	discrete	numeric-8.0	393	0	-
7	a1.7	照顧中心/據點的員工能用簡單易懂的語言與我/家人交談-重要程度	discrete	numeric-8.0	393	0	-
8	a1.8	照顧中心/據點的員工能尊重我/家人的需求-重要程度	discrete	numeric-8.0	393	0	-
9	a1.9	照顧中心/據點的員工會關心我/家人的需求-重要程度	discrete	numeric-8.0	393	0	-
10	a1.10	照顧中心/據點的員工能維護我/家人個人的隱私-重要程度	discrete	numeric-8.0	393	0	-
11	a1.11	照顧中心/據點能提供充分的訊息給我/家人-重要程度	discrete	numeric-8.0	393	0	-
12	a1.12	照顧中心/據點會與我/家人討論服務的狀況-重要程度	discrete	numeric-8.0	393	0	-
13	a1.13	照顧中心/據點能夠提供多元彈性的服務給我/家人選擇-重要程度	discrete	numeric-8.0	393	0	-
14	a1.14	照顧中心/據點的服務收費是我/家人可以負擔得起的-重要程度	discrete	numeric-8.0	393	0	-

#	Name	Label	Type	Format	Valid	Invalid	Question
15	a1.15	只要符合資格者皆可公平的使用照顧中心/據點的服務-重要程度	discrete	numeric-8.0	393	0	-
16	a1.16	照顧中心/據點提供的服務是可靠的-重要程度	discrete	numeric-8.0	393	0	-
17	a1.17	照顧中心/據點服務項目是我所需要的-重要程度	discrete	numeric-8.0	393	0	-
18	a1.18	照顧中心/據點的經營能以節約的方式提供服務-重要程度	discrete	numeric-8.0	393	0	-
19	a1.19	照顧中心/據點提供的服務能夠善用資源/經費的-重要程度	discrete	numeric-8.0	393	0	-
20	a1.20	照顧中心/據點提供的服務能提昇我/家人的生活品質-重要程度	discrete	numeric-8.0	393	0	-
21	a2.1	照顧中心/據點的設施設備是完善的-同意程度	discrete	numeric-8.0	393	0	-
22	a2.2	照顧中心/據點的活動環境是安全的-同意程度	discrete	numeric-8.0	393	0	-
23	a2.3	照顧中心/據點的位置是靠近住家的(或方便到達)-同意程度	discrete	numeric-8.0	393	0	-
24	a2.4	照顧中心/據點的員工是友善的-同意程度	discrete	numeric-8.0	393	0	-
25	a2.5	照顧中心/據點的員工是具備專業技術/知識的-同意程度	discrete	numeric-8.0	393	0	-
26	a2.6	照顧中心/據點的員工是穩定的(不會經常變動)-同意程度	discrete	numeric-8.0	393	0	-
27	a2.7	照顧中心/據點的員工能用簡單易懂的語言與我/家人交談-同意程度	discrete	numeric-8.0	393	0	-
28	a2.8	照顧中心/據點的員工能尊重我/家人的需求-同意程度	discrete	numeric-8.0	393	0	-
29	a2.9	照顧中心/據點的員工會關心我/家人的需求-同意程度	discrete	numeric-8.0	393	0	-
30	a2.10	照顧中心/據點的員工能維護我/家人個人的隱私-同意程度	discrete	numeric-8.0	393	0	-
31	a2.11	照顧中心/據點能提供充分的訊息給我/家人-同意程度	discrete	numeric-8.0	393	0	-
32	a2.12	照顧中心/據點會與我/家人討論服務的狀況-同意程度	discrete	numeric-8.0	393	0	-
33	a2.13	照顧中心/據點能夠提供多元彈性的服務給我/家人選擇-同意程度	discrete	numeric-8.0	393	0	-
34	a2.14	照顧中心/據點的服務收費是我/家人可以負擔得起-同意程度	discrete	numeric-8.0	393	0	-

#	Name	Label	Type	Format	Valid	Invalid	Question
35	a2.15	只要符合資格者皆可公平的使用照顧中心/據點的服務-同意程度	discrete	numeric-8.0	393	0	-
36	a2.16	照顧中心/據點提供的服務是可靠的-同意程度	discrete	numeric-8.0	393	0	-
37	a2.17	照顧中心/據點服務項目是我所需要的-同意程度	discrete	numeric-8.0	393	0	-
38	a2.18	照顧中心/據點的經營能以節約的方式提供服務-同意程度	discrete	numeric-8.0	393	0	-
39	a2.19	照顧中心/據點提供的服務能夠善用資源/經費的-同意程度	discrete	numeric-8.0	393	0	-
40	a2.20	照顧中心/據點提供的服務能提昇我/家人的生活品質-同意程度	discrete	numeric-8.0	393	0	-

Group 社區照顧理念量表

Subgroup(s)	公民權，充權，優勢觀點，生活正常化，互動頻率與互動關係
--------------------	-----------------------------

Group 公民權

#	Name	Label	Type	Format	Valid	Invalid	Question
1	b1.1	服務使用前-我的所得可以維持基本生活所需	discrete	numeric-8.0	393	0	-
2	b1.2	服務使用前-我可以獲得適當的健康照顧	discrete	numeric-8.0	393	0	-
3	b1.3	服務使用前-我可以獲得適當的生活照顧	discrete	numeric-8.0	393	0	-
4	b1.4	服務使用前-我可以自在地居住在自己的家裡	discrete	numeric-8.0	393	0	-
5	b1.5	服務使用前-我可以自在地參與社區的活動(如：宗教活動、傳統習俗)	discrete	numeric-8.0	393	0	-
6	b1.6	服務使用前-我可以自由地表達自己的想法	discrete	numeric-8.0	393	0	-
7	b1.7	服務使用前-我可以選擇自己想要的生活方式	discrete	numeric-8.0	393	0	-
8	b1.8	服務使用前-我有學習新事務的機會/管道	discrete	numeric-8.0	393	0	-
9	b1.9	服務使用前-我可以過著安全的生活(免於剝削和身體或精神的虐待)	discrete	numeric-8.0	393	0	-
10	b1.10	服務使用前-我可以享有個人的隱私權	discrete	numeric-8.0	393	0	-
11	b1.11	服務使用前-我能夠獲得他人/社會公平的對待	discrete	numeric-8.0	393	0	-
12	b1.12	服務使用前-我有責任維持自己的身心健康	discrete	numeric-8.0	393	0	-
13	b1.13	服務使用前-我可以照顧好自己的身心健康	discrete	numeric-8.0	393	0	-

#	Name	Label	Type	Format	Valid	Invalid	Question
14	b1.14	服務使用前-我有責任維持個人經濟上的自立自主	discrete	numeric-8.0	393	0	-
15	b1.15	服務使用前-我可以維持個人經濟上的自立自主	discrete	numeric-8.0	393	0	-
16	b1.16	服務使用前-我有責任維持家庭的經濟收入	discrete	numeric-8.0	393	0	-
17	b1.17	服務使用前-我對家庭的經濟是有貢獻的	discrete	numeric-8.0	393	0	-
18	b1.18	服務使用前-我有責任讓家庭生活變得更好	discrete	numeric-8.0	393	0	-
19	b1.19	服務使用前-我對家庭生活是有貢獻的	discrete	numeric-8.0	393	0	-
20	b1.20	服務使用前-我有責任讓社區變得更好	discrete	numeric-8.0	393	0	-
21	b1.21	服務使用前-我對社區是有貢獻的	discrete	numeric-8.0	393	0	-
22	b1.22	服務使用前-我有責任讓社會變得更美好	discrete	numeric-8.0	393	0	-
23	b1.23	服務使用前-我對社會是有貢獻的	discrete	numeric-8.0	393	0	-
24	b2.1	服務使用後-我的所得可以維持基本生活所需	discrete	numeric-8.0	393	0	-
25	b2.2	服務使用後-我可以獲得適當的健康照顧	discrete	numeric-8.0	393	0	-
26	b2.3	服務使用後-我可以獲得適當的生活照顧	discrete	numeric-8.0	393	0	-
27	b2.4	服務使用後-我可以自在地居住在自己的家裡	discrete	numeric-8.0	393	0	-
28	b2.5	服務使用後-我可以自在地參與社區的活動(如：宗教活動、傳統習俗)	discrete	numeric-8.0	393	0	-
29	b2.6	服務使用後-我可以自由地表達自己的想法	discrete	numeric-8.0	393	0	-
30	b2.7	服務使用後-我可以選擇自己想要的生活方式	discrete	numeric-8.0	393	0	-
31	b2.8	服務使用後-我有學習新事務的機會/管道	discrete	numeric-8.0	393	0	-
32	b2.9	服務使用後-我可以過著安全的生活(免於剝削和身體或精神的虐待)	discrete	numeric-8.0	393	0	-
33	b2.10	服務使用後-我可以享有個人的隱私權	discrete	numeric-8.0	393	0	-
34	b2.11	服務使用後-我能夠獲得他人/社會公平的對待	discrete	numeric-8.0	393	0	-
35	b2.12	服務使用後-我有責任維持自己的身心健康	discrete	numeric-8.0	393	0	-
36	b2.13	服務使用後-我可以照顧好自己的身心健康	discrete	numeric-8.0	393	0	-
37	b2.14	服務使用後-我有責任維持個人經濟上的自立自主	discrete	numeric-8.0	393	0	-

#	Name	Label	Type	Format	Valid	Invalid	Question
38	b2.15	服務使用後-我可以維持個人經濟上的自立自主	discrete	numeric-8.0	393	0	-
39	b2.16	服務使用後-我有責任維持家庭的經濟收入	discrete	numeric-8.0	393	0	-
40	b2.17	服務使用後-我對家庭的經濟是有貢獻的	discrete	numeric-8.0	393	0	-
41	b2.18	服務使用後-我有責任讓家庭生活變得更好	discrete	numeric-8.0	393	0	-
42	b2.19	服務使用後-我對家庭生活是有貢獻的	discrete	numeric-8.0	393	0	-
43	b2.20	服務使用後-我有責任讓社區變得更好	discrete	numeric-8.0	393	0	-
44	b2.21	服務使用後-我對社區是有貢獻的	discrete	numeric-8.0	393	0	-
45	b2.22	服務使用後-我有責任讓社會變得更美好	discrete	numeric-8.0	393	0	-
46	b2.23	服務使用後-我對社會是有貢獻的	discrete	numeric-8.0	393	0	-

Group 充權

#	Name	Label	Type	Format	Valid	Invalid	Question
1	c1.1	服務使用前-我相信自己有改變生活的能力	discrete	numeric-8.0	393	0	-
2	c1.2	服務使用前-我能夠適應目前的生活環境	discrete	numeric-8.0	393	0	-
3	c1.3	服務使用前-我無法對抗年邁/身體缺陷帶來的衝擊	discrete	numeric-8.0	393	0	-
4	c1.4	服務使用前-日常生活中，我能夠發揮自己的所長	discrete	numeric-8.0	393	0	-
5	c1.5	服務使用前-我有勇氣面對生活中困難的事情	discrete	numeric-8.0	393	0	-
6	c1.6	服務使用前-我可以掌控/主導自己的生活	discrete	numeric-8.0	393	0	-
7	c1.7	服務使用前-我覺得我是個沒有用的人	discrete	numeric-8.0	393	0	-
8	c1.8	服務使用前-我可以採取必要的行動來改善自己的生活	discrete	numeric-8.0	393	0	-
9	c1.9	服務使用前-我有權參與自己社區的各項活動	discrete	numeric-8.0	393	0	-
10	c1.10	服務使用前-與他人意見不同時，我能夠做有效的溝通和協調	discrete	numeric-8.0	393	0	-
11	c1.11	服務使用前-跟他人互動時，我覺得他人能瞭解我的想法/處境	discrete	numeric-8.0	393	0	-
12	c1.12	服務使用前-我能夠獲得所想要的資訊，以增進選擇的機會	discrete	numeric-8.0	393	0	-

#	Name	Label	Type	Format	Valid	Invalid	Question
13	c1.13	服務使用前-我可以和他人分享生活的狀況，並彼此相互支持	discrete	numeric-8.0	393	0	-
14	c1.14	服務使用前-當我需要協助時，能夠主動向他人提出	discrete	numeric-8.0	393	0	-
15	c1.15	服務使用前-在社區生活中，我有機會表現自己的優勢/專長	discrete	numeric-8.0	393	0	-
16	c1.16	服務使用前-在社區生活中，我可以維護自己的利益	discrete	numeric-8.0	393	0	-
17	c1.17	服務使用前-我會想要改變社區的環境	discrete	numeric-8.0	393	0	-
18	c1.18	服務使用前-我相信透過參加集體行動，可以改善社區的問題	discrete	numeric-8.0	393	0	-
19	c1.19	服務使用前-我有適當的管道表達對社區事務的關心	discrete	numeric-8.0	393	0	-
20	c1.20	服務使用前-我曾參與討論社區重要的事務	discrete	numeric-8.0	393	0	-
21	c1.21	服務使用前-我會想要改變社會環境	discrete	numeric-8.0	393	0	-
22	c1.22	服務使用前-我有適當的管道表達對社會事務的關心	discrete	numeric-8.0	393	0	-
23	c1.23	服務使用前-我願意為社會不公不義的事情挺身而出	discrete	numeric-8.0	393	0	-
24	c1.24	服務使用前-我曾為社會不公不義的事情挺身而出	discrete	numeric-8.0	393	0	-
25	c2.1	服務使用後-我相信自己有改變生活的能力	discrete	numeric-8.0	393	0	-
26	c2.2	服務使用後-我能夠適應目前的生活環境	discrete	numeric-8.0	393	0	-
27	c2.3	服務使用後-我無法對抗年邁/身體缺陷帶來的衝擊	discrete	numeric-8.0	393	0	-
28	c2.4	服務使用後-日常生活中，我能夠發揮自己的所長	discrete	numeric-8.0	393	0	-
29	c2.5	服務使用後-我有勇氣面對生活中困難的事情	discrete	numeric-8.0	393	0	-
30	c2.6	服務使用後-我可以掌控/主導自己的生活	discrete	numeric-8.0	393	0	-
31	c2.7	服務使用後-我覺得我是個沒有用的人	discrete	numeric-8.0	393	0	-
32	c2.8	服務使用後-我可以採取必要的行動來改善自己的生活	discrete	numeric-8.0	393	0	-
33	c2.9	服務使用後-我有權參與自己社區的各項活動	discrete	numeric-8.0	393	0	-
34	c2.10	服務使用後-與他人意見不同時，我能夠做有效的溝通和協調	discrete	numeric-8.0	393	0	-
35	c2.11	服務使用後-跟他人互動時，我覺得他人能瞭解我的想法/處境	discrete	numeric-8.0	393	0	-

#	Name	Label	Type	Format	Valid	Invalid	Question
36	c2.12	服務使用後-我能夠獲得所想要的資訊，以增進選擇的機會	discrete	numeric-8.0	393	0	-
37	c2.13	服務使用後-我可以和他人分享生活的狀況，並彼此相互支持	discrete	numeric-8.0	393	0	-
38	c2.14	服務使用後-當我需要協助時，能夠主動向他人提出	discrete	numeric-8.0	393	0	-
39	c2.15	服務使用後-在社區生活中，我有機會表現自己的優勢/專長	discrete	numeric-8.0	393	0	-
40	c2.16	服務使用後-在社區生活中，我可以維護自己的利益	discrete	numeric-8.0	393	0	-
41	c2.17	服務使用後-我會想要改變社區的環境	discrete	numeric-8.0	393	0	-
42	c2.18	服務使用後-我相信透過參加集體行動，可以改善社區的問題	discrete	numeric-8.0	393	0	-
43	c2.19	服務使用後-我有適當的管道表達對社區事務的關心	discrete	numeric-8.0	393	0	-
44	c2.20	服務使用後-我曾參與討論社區重要的事務	discrete	numeric-8.0	393	0	-
45	c2.21	服務使用後-我會想要改變社會環境	discrete	numeric-8.0	393	0	-
46	c2.22	服務使用後-我有適當的管道表達對社會事務的關心	discrete	numeric-8.0	393	0	-
47	c2.23	服務使用後-我願意為社會不公不義的事情挺身而出	discrete	numeric-8.0	393	0	-
48	c2.24	服務使用後-我曾為社會不公不義的事情挺身而出	discrete	numeric-8.0	393	0	-

Group 優勢觀點

#	Name	Label	Type	Format	Valid	Invalid	Question
1	d1.1	服務使用前-我喜歡自己現在這樣子	discrete	numeric-8.0	393	0	-
2	d1.2	服務使用前-我可以為自己的行為負責	discrete	numeric-8.0	393	0	-
3	d1.3	服務使用前-我覺得沒有能力對許多事情做決定	discrete	numeric-8.0	393	0	-
4	d1.4	服務使用前-我覺得我只能維持現在這個樣子	discrete	numeric-8.0	393	0	-
5	d1.5	服務使用前-我過著快樂的日子/生活	discrete	numeric-8.0	393	0	-
6	d1.6	服務使用前-我認為自己有能力幫助別人	discrete	numeric-8.0	393	0	-
7	d1.7	服務使用前-我會思考怎樣讓自己的生活變得更有意義	discrete	numeric-8.0	393	0	-
8	d1.8	服務使用前-我擔心未來的日子怎麼過	discrete	numeric-8.0	393	0	-

#	Name	Label	Type	Format	Valid	Invalid	Question
9	d1.9	服務使用前-我會努力照顧好自己的生活起居	discrete	numeric-8.0	393	0	-
10	d1.10	服務使用前-我會想辦法克服身體功能退化/缺陷造成的不便	discrete	numeric-8.0	393	0	-
11	d1.11	服務使用前-儘管年邁/身體有缺陷, 我仍想要對家庭有所貢獻	discrete	numeric-8.0	393	0	-
12	d1.12	服務使用前-儘管年邁/身體有缺陷, 我仍想要對社區有所貢獻	discrete	numeric-8.0	393	0	-
13	d1.13	服務使用前-儘管年邁/身體有缺陷, 我仍樂於學習新的事務	discrete	numeric-8.0	393	0	-
14	d1.14	服務使用前-儘管年邁/身體有缺陷, 我還是有夢想要實現的	discrete	numeric-8.0	393	0	-
15	d1.15	服務使用前-當別人用異樣眼光看我時, 我會覺得無奈	discrete	numeric-8.0	393	0	-
16	d1.16	服務使用前-我會勇於面對挫折	discrete	numeric-8.0	393	0	-
17	d1.17	服務使用前-社區居民彼此相互信任	discrete	numeric-8.0	393	0	-
18	d1.18	服務使用前-社區居民遵守社區的規範/風俗習慣	discrete	numeric-8.0	393	0	-
19	d1.19	服務使用前-社區居民彼此來往密切	discrete	numeric-8.0	393	0	-
20	d1.20	服務使用前-如果有人遭遇困難, 社區居民會相互幫忙	discrete	numeric-8.0	393	0	-
21	d1.21	服務使用前-社區居民對社區有良好的向心力	discrete	numeric-8.0	393	0	-
22	d1.22	服務使用前-社區擁有良好的生活機能, 如商店、醫院、市場...	discrete	numeric-8.0	393	0	-
23	d1.23	服務使用前-社區能提供居民各種學習的機會或管道	discrete	numeric-8.0	393	0	-
24	d1.24	服務使用前-社區能提供弱勢者適切的服務	discrete	numeric-8.0	393	0	-
25	d2.1	服務使用後-我喜歡自己現在這樣子	discrete	numeric-8.0	393	0	-
26	d2.2	服務使用後-我可以為自己的行為負責	discrete	numeric-8.0	393	0	-
27	d2.3	服務使用後-我覺得沒有能力對許多事情做決定	discrete	numeric-8.0	393	0	-
28	d2.4	服務使用後-我覺得我只能維持現在這個樣子	discrete	numeric-8.0	393	0	-
29	d2.5	服務使用後-我過著快樂的日子/生活	discrete	numeric-8.0	393	0	-
30	d2.6	服務使用後-我認為自己有能力幫助別人	discrete	numeric-8.0	393	0	-

#	Name	Label	Type	Format	Valid	Invalid	Question
31	d2.7	服務使用後-我會思考怎樣讓自己的生活變得更有意義	discrete	numeric-8.0	393	0	-
32	d2.8	服務使用後-我擔心未來的日子怎麼過	discrete	numeric-8.0	393	0	-
33	d2.9	服務使用後-我會努力照顧好自己的生活起居	discrete	numeric-8.0	393	0	-
34	d2.10	服務使用後-我會想辦法克服身體功能退化/缺陷造成的不便	discrete	numeric-8.0	393	0	-
35	d2.11	服務使用後-儘管年邁/身體有缺陷, 我仍想要對家庭有所貢獻	discrete	numeric-8.0	393	0	-
36	d2.12	服務使用後-儘管年邁/身體有缺陷, 我仍想要對社區有所貢獻	discrete	numeric-8.0	393	0	-
37	d2.13	服務使用後-儘管年邁/身體有缺陷, 我仍樂於學習新的事務	discrete	numeric-8.0	393	0	-
38	d2.14	服務使用後-儘管年邁/身體有缺陷, 我還是有夢想要實現的	discrete	numeric-8.0	393	0	-
39	d2.15	服務使用後-當別人用異樣眼光看我時, 我會覺得無奈	discrete	numeric-8.0	393	0	-
40	d2.16	服務使用後-我會勇於面對挫折	discrete	numeric-8.0	393	0	-
41	d2.17	服務使用後-社區居民彼此相互信任	discrete	numeric-8.0	393	0	-
42	d2.18	服務使用後-社區居民遵守社區的規範/風俗習慣	discrete	numeric-8.0	393	0	-
43	d2.19	服務使用後-社區居民彼此來往密切	discrete	numeric-8.0	393	0	-
44	d2.20	服務使用後-如果有人遭遇困難, 社區居民會相互幫忙	discrete	numeric-8.0	393	0	-
45	d2.21	服務使用後-社區居民對社區有良好的向心力	discrete	numeric-8.0	393	0	-
46	d2.22	服務使用後-社區擁有良好的生活機能, 如商店、醫院、市場...	discrete	numeric-8.0	393	0	-
47	d2.23	服務使用後-社區能提供居民各種學習的機會或管道	discrete	numeric-8.0	393	0	-
48	d2.24	服務使用後-社區能提供弱勢者適切的服務	discrete	numeric-8.0	393	0	-

Group 生活正常化

#	Name	Label	Type	Format	Valid	Invalid	Question
1	e1.1	服務使用前-我可以維持正常飲食	discrete	numeric-8.0	393	0	-
2	e1.2	服務使用前-我有足以維持生活所需的衣物	discrete	numeric-8.0	393	0	-

#	Name	Label	Type	Format	Valid	Invalid	Question
3	e1.3	服務使用前-我有符合生活所需的住處	discrete	numeric-8.0	393	0	-
4	e1.4	服務使用前-我可以維持日常活動	discrete	numeric-8.0	393	0	-
5	e1.5	服務使用前-我的性生活是正常的	discrete	numeric-8.0	393	0	-
6	e1.6	服務使用前-我的身體是健康的	discrete	numeric-8.0	393	0	-
7	e1.7	服務使用前-我能夠獲得家人的關心	discrete	numeric-8.0	393	0	-
8	e1.8	服務使用前-我的生活是有目標的	discrete	numeric-8.0	393	0	-
9	e1.9	服務使用前-我常感覺焦慮不安/易於動怒	discrete	numeric-8.0	393	0	-
10	e1.10	服務使用前-日常生活裡, 我常覺得心情低落/很鬱卒	discrete	numeric-8.0	393	0	-
11	e1.11	服務使用前-日常生活裡, 我常覺得很多事情讓我擔心或恐懼	discrete	numeric-8.0	393	0	-
12	e1.12	服務使用前-我能夠接納我目前的處境	discrete	numeric-8.0	393	0	-
13	e1.13	服務使用前-我能夠與鄰居和樂相處	discrete	numeric-8.0	393	0	-
14	e1.14	服務使用前-我能夠與朋友和樂相處	discrete	numeric-8.0	393	0	-
15	e1.15	服務使用前-我覺得他人對我是冷淡的	discrete	numeric-8.0	393	0	-
16	e1.16	服務使用前-我覺得我遭受到他人的排斥	discrete	numeric-8.0	393	0	-
17	e1.17	服務使用前-我有機會與他人分享知識或技能	discrete	numeric-8.0	393	0	-
18	e1.18	服務使用前-我能夠有從事符合自己興趣及能力之志願服務的機會	discrete	numeric-8.0	393	0	-
19	e1.19	服務使用前-我能夠有發揮自己潛能的機會	discrete	numeric-8.0	393	0	-
20	e1.20	服務使用前-我能夠有機會學習/挑戰新的事務	discrete	numeric-8.0	393	0	-
21	e1.21	服務使用前-我能夠獲得他人的接納/賞識	discrete	numeric-8.0	393	0	-
22	e1.22	服務使用前-我能夠過著有尊嚴的生活	discrete	numeric-8.0	393	0	-
23	e1.23	服務使用前-我覺得生活過得沒有意義	discrete	numeric-8.0	393	0	-
24	e1.24	服務使用前-整體而言, 我這一生是沒有白活的	discrete	numeric-8.0	393	0	-
25	e2.1	服務使用後-我可以維持正常飲食	discrete	numeric-8.0	393	0	-
26	e2.2	服務使用後-我有足以維持生活所需的衣物	discrete	numeric-8.0	393	0	-

#	Name	Label	Type	Format	Valid	Invalid	Question
27	e2.3	服務使用後-我有符合生活所需的住處	discrete	numeric-8.0	393	0	-
28	e2.4	服務使用後-我可以維持日常活動	discrete	numeric-8.0	393	0	-
29	e2.5	服務使用後-我的性生活是正常的	discrete	numeric-8.0	393	0	-
30	e2.6	服務使用後-我的身體是健康的	discrete	numeric-8.0	393	0	-
31	e2.7	服務使用後-我能夠獲得家人的關心	discrete	numeric-8.0	393	0	-
32	e2.8	服務使用後-我的生活是有目標的	discrete	numeric-8.0	393	0	-
33	e2.9	服務使用後-我常感覺焦慮不安/易於動怒	discrete	numeric-8.0	393	0	-
34	e2.10	服務使用後-日常生活裡, 我常覺得心情低落/很鬱卒	discrete	numeric-8.0	393	0	-
35	e2.11	服務使用後-日常生活裡, 我常覺得很多事情讓我擔心或恐懼	discrete	numeric-8.0	393	0	-
36	e2.12	服務使用後-我能夠接納我目前的處境	discrete	numeric-8.0	393	0	-
37	e2.13	服務使用後-我能夠與鄰居和樂相處	discrete	numeric-8.0	393	0	-
38	e2.14	服務使用後-我能夠與朋友和樂相處	discrete	numeric-8.0	393	0	-
39	e2.15	服務使用後-我覺得他人對我是冷淡的	discrete	numeric-8.0	393	0	-
40	e2.16	服務使用後-我覺得我遭受到他人的排斥	discrete	numeric-8.0	393	0	-
41	e2.17	服務使用後-我有機會與他人分享知識或技能	discrete	numeric-8.0	393	0	-
42	e2.18	服務使用後-我能夠有從事符合自己興趣及能力之志願服務的機會	discrete	numeric-8.0	393	0	-
43	e2.19	服務使用後-我能夠有發揮自己潛能的機會	discrete	numeric-8.0	393	0	-
44	e2.20	服務使用後-我能夠有機會學習/挑戰新的事務	discrete	numeric-8.0	393	0	-
45	e2.21	服務使用後-我能夠獲得他人的接納/賞識	discrete	numeric-8.0	393	0	-
46	e2.22	服務使用後-我能夠過著有尊嚴的生活	discrete	numeric-8.0	393	0	-
47	e2.23	服務使用後-我覺得生活過得沒有意義	discrete	numeric-8.0	393	0	-
48	e2.24	服務使用後-整體而言, 我這一生是沒有白活的	discrete	numeric-8.0	393	0	-

Group 互動頻率與互動關係

#	Name	Label	Type	Format	Valid	Invalid	Question
---	------	-------	------	--------	-------	---------	----------

#	Name	Label	Type	Format	Valid	Invalid	Question
1	f1.1	服務使用前-與配偶互動頻繁程度	discrete	numeric-8.0	393	0	-
2	f1.2	服務使用前-與兒子互動頻繁程度	discrete	numeric-8.0	393	0	-
3	f1.3	服務使用前-與媳婦互動頻繁程度	discrete	numeric-8.0	393	0	-
4	f1.4	服務使用前-與女兒互動頻繁程度	discrete	numeric-8.0	393	0	-
5	f1.5	服務使用前-與女婿互動頻繁程度	discrete	numeric-8.0	393	0	-
6	f1.6	服務使用前-與鄰居互動頻繁程度	discrete	numeric-8.0	393	0	-
7	f1.7	服務使用前-與親戚互動頻繁程度	discrete	numeric-8.0	393	0	-
8	f1.8	服務使用前-與朋友互動頻繁程度	discrete	numeric-8.0	393	0	-
9	f2.1	服務使用後-與配偶互動頻繁程度	discrete	numeric-8.0	393	0	-
10	f2.2	服務使用後-與兒子互動頻繁程度	discrete	numeric-8.0	393	0	-
11	f2.3	服務使用後-與媳婦互動頻繁程度	discrete	numeric-8.0	393	0	-
12	f2.4	服務使用後-與女兒互動頻繁程度	discrete	numeric-8.0	393	0	-
13	f2.5	服務使用後-與女婿互動頻繁程度	discrete	numeric-8.0	393	0	-
14	f2.6	服務使用後-與鄰居互動頻繁程度	discrete	numeric-8.0	393	0	-
15	f2.7	服務使用後-與親戚互動頻繁程度	discrete	numeric-8.0	393	0	-
16	f2.8	服務使用後-與朋友互動頻繁程度	discrete	numeric-8.0	393	0	-
17	g1.1	服務使用前-與配偶互動關係程度	discrete	numeric-8.0	393	0	-
18	g1.2	服務使用前-與兒子互動關係程度	discrete	numeric-8.0	393	0	-
19	g1.3	服務使用前-與媳婦互動關係程度	discrete	numeric-8.0	393	0	-
20	g1.4	服務使用前-與女兒互動關係程度	discrete	numeric-8.0	393	0	-
21	g1.5	服務使用前-與女婿互動關係程度	discrete	numeric-8.0	393	0	-
22	g1.6	服務使用前-與鄰居互動關係程度	discrete	numeric-8.0	393	0	-
23	g1.7	服務使用前-與親戚互動關係程度	discrete	numeric-8.0	393	0	-
24	g1.8	服務使用前-與朋友互動關係程度	discrete	numeric-8.0	393	0	-
25	g2.1	服務使用後-與配偶互動關係程度	discrete	numeric-8.0	393	0	-

#	Name	Label	Type	Format	Valid	Invalid	Question
26	g2.2	服務使用後-與兒子互動關係程度	discrete	numeric-8.0	393	0	-
27	g2.3	服務使用後-與媳婦互動關係程度	discrete	numeric-8.0	393	0	-
28	g2.4	服務使用後-與女兒互動關係程度	discrete	numeric-8.0	393	0	-
29	g2.5	服務使用後-與女婿互動關係程度	discrete	numeric-8.0	393	0	-
30	g2.6	服務使用後-與鄰居互動關係程度	discrete	numeric-8.0	393	0	-
31	g2.7	服務使用後-與親戚互動關係程度	discrete	numeric-8.0	393	0	-
32	g2.8	服務使用後-與朋友互動關係程度	discrete	numeric-8.0	393	0	-

Group 受訪者基本資料

#	Name	Label	Type	Format	Valid	Invalid	Question
1	h1	性別	discrete	numeric-8.0	393	0	-
2	h2.1	受訪者出生民國年	discrete	numeric-8.0	393	0	-
3	h2.2	受訪者出生月份	discrete	numeric-8.0	393	0	-
4	h2.3	受訪者年齡(足歲)	discrete	numeric-8.0	393	0	-
5	h3	教育程度	discrete	numeric-8.0	393	0	-
6	h4	宗教別	discrete	numeric-8.0	393	0	-
7	h4.1	宗教別_傳統信仰分類	discrete	numeric-8.0	393	0	-
8	h4.2	宗教別_基督教分類	discrete	numeric-8.0	393	0	-
9	h4_1	宗教別_其他	discrete	character-8	393	0	-
10	h5	族群背景	discrete	numeric-8.0	393	0	-
11	h5_1	族群背景_其他	discrete	character-8	393	0	-
12	h6	婚姻狀況	discrete	numeric-8.0	393	0	-
13	h6.1	婚姻狀況_配偶族群別	discrete	numeric-8.0	393	0	-
14	h6_1	婚姻狀況_其他	discrete	character-8	393	0	-
15	h7	主要經濟來源	discrete	numeric-8.0	393	0	-
16	h7_1	主要經濟來源_其他	discrete	character-8	393	0	-
17	h8	家庭型態	discrete	numeric-8.0	393	0	-
18	h8_1	家庭型態_其他	discrete	character-8	393	0	-
19	h9	家庭平均月所得	discrete	numeric-8.0	393	0	-
20	h10	身體狀況	discrete	numeric-8.0	393	0	-
21	h10_1	身體狀況_其他	discrete	character-8	393	0	-
22	h11	居住型態	discrete	numeric-8.0	393	0	-
23	h11_1	居住型態_其他	discrete	character-8	393	0	-
24	h12	住宅所屬	discrete	numeric-8.0	393	0	-
25	h12_1	住宅所屬_其他	discrete	character-8	393	0	-
26	h13	社區地理位置	discrete	numeric-8.0	393	0	-

#	Name	Label	Type	Format	Valid	Invalid	Question
27	h13_1	社區地理位置_其他	discrete	character-8	393	0	-
28	h14	居住本社區的時間	discrete	numeric-8.0	393	0	-
29	h14_1	居住本社區的時間_遷入年數	discrete	numeric-8.2	393	0	-
30	h15	接受照顧中心/據點的服務時間(單位：月)	discrete	numeric-8.2	393	0	-
31	h16	過去一月內，我每週平均使用照顧中心/據點服務時間(單位：小時)	discrete	numeric-8.2	393	0	-
32	h17_1	使用服務前，每月平均就醫次數	discrete	numeric-8.0	393	0	-
33	h17_2	使用服務後，每月平均就醫次數	discrete	numeric-8.0	393	0	-

Group 照顧中心/據點基本資料

#	Name	Label	Type	Format	Valid	Invalid	Question
1	i0	組織類型	discrete	numeric-8.0	393	0	-
2	z1	縣市別	discrete	character-8	393	0	-
3	i2	成立時間	discrete	numeric-8.0	393	0	-
4	i3	機構類型	discrete	numeric-8.0	393	0	-
5	i3.1	機構類型_立案團體類別	discrete	numeric-8.0	393	0	-
6	i3_1	機構類型_其他	discrete	numeric-8.0	393	0	-
7	i4_1	服務對象(可複選)_老人	discrete	numeric-8.0	393	0	-
8	i4_2	服務對象(可複選)_身障人士	discrete	numeric-8.0	393	0	-
9	i4_3	服務對象(可複選)_兒童	discrete	numeric-8.0	393	0	-
10	i4_4	服務對象(可複選)_婦女	discrete	numeric-8.0	393	0	-
11	i4_5	服務對象(可複選)_其他	discrete	numeric-8.0	393	0	-
12	i4_5_1	服務對象(可複選)_其他的服務對象	discrete	character-8	393	0	-
13	i5_1	服務項目_關懷訪視	discrete	numeric-8.0	393	0	-
14	i5_2	服務項目_電話問安、諮詢及轉介服務	discrete	numeric-8.0	393	0	-
15	i5_3	服務項目_餐飲服務	discrete	numeric-8.0	393	0	-
16	i5_4	服務項目_健康促進活動	discrete	numeric-8.0	393	0	-
17	i5_5	服務項目_生活照顧	discrete	numeric-8.0	393	0	-
18	i5_6	服務項目_生活自立訓練	discrete	numeric-8.0	393	0	-
19	i5_7	服務項目_提供或連結交通服務	discrete	numeric-8.0	393	0	-
20	i5_8	服務項目_家屬教育及諮詢服務	discrete	numeric-8.0	393	0	-
21	i5_9	服務項目_護理服務	discrete	numeric-8.0	393	0	-
22	i5_10	服務項目_復健服務	discrete	numeric-8.0	393	0	-
23	i5_11	服務項目_其他	discrete	numeric-8.0	393	0	-
24	i5_11_1	服務項目_其他的服務項目	discrete	character-8	393	0	-

#	Name	Label	Type	Format	Valid	Invalid	Question
25	i6	服務場地類型	discrete	numeric-8.0	393	0	-
26	i6_1	服務場地類型_其他	discrete	character-8	393	0	-
27	i7	服務場場所屬	discrete	numeric-8.0	393	0	-
28	i7_1	服務場場所屬_其他	discrete	character-8	393	0	-

Group 社區照顧品質量表

#	Name	Label	Type	Format	Valid	Invalid	Question
1	a1_1	居家服務的員工是友善的-重要程度	discrete	numeric-8.0	233	0	-
2	a1_2	居家服務的員工具備專業技術/知識的-重要程度	discrete	numeric-8.0	233	0	-
3	a1_3	居家服務的員工是穩定的(不會經常變動)-重要程度	discrete	numeric-8.0	233	0	-
4	a1_4	居家服務的員工能用簡單易懂的語言與我/家人交談-重要程度	discrete	numeric-8.0	233	0	-
5	a1_5	居家服務的員工能尊重我/家人的需求-重要程度	discrete	numeric-8.0	233	0	-
6	a1_6	居家服務的員工會關心我/家人的需求-重要程度	discrete	numeric-8.0	233	0	-
7	a1_7	居家服務的員工能維護我/家人個人的隱私-重要程度	discrete	numeric-8.0	233	0	-
8	a1_8	居家服務能提供充分的訊息給我/家人-重要程度	discrete	numeric-8.0	233	0	-
9	a1_9	居家服務會與我/家人討論服務的狀況-重要程度	discrete	numeric-8.0	233	0	-
10	a1_10	居家服務能夠提供多元彈性的服務給我/家人選擇-重要程度	discrete	numeric-8.0	233	0	-
11	a1_11	居家服務的服務收費是我/家人可以負擔得起的-重要程度	discrete	numeric-8.0	233	0	-
12	a1_12	只要符合資格者皆可公平的使用居家服務的服務-重要程度	discrete	numeric-8.0	233	0	-
13	a1_13	居家服務提供的服務是可靠的-重要程度	discrete	numeric-8.0	233	0	-
14	a1_14	居家服務服務項目是我所需要的-重要程度	discrete	numeric-8.0	233	0	-
15	a1_15	居家服務的經營能以節約的方式提供服務-重要程度	discrete	numeric-8.0	233	0	-
16	a1_16	居家服務提供的服務能夠善用資源/經費的-重要程度	discrete	numeric-8.0	233	0	-
17	a1_17	居家服務提供的服務能提昇我/家人的生活品質-重要程度	discrete	numeric-8.0	233	0	-
18	a2_1	居家服務的員工是友善的-同意程度	discrete	numeric-8.0	233	0	-

#	Name	Label	Type	Format	Valid	Invalid	Question
19	a2_2	居家服務的員工是具備專業技術/知識的-同意程度	discrete	numeric-8.0	233	0	-
20	a2_3	居家服務的員工是穩定的(不會經常變動)-同意程度	discrete	numeric-8.0	233	0	-
21	a2_4	居家服務的員工能用簡單易懂的語言與我/家人交談-同意程度	discrete	numeric-8.0	233	0	-
22	a2_5	居家服務的員工能尊重我/家人的需求-同意程度	discrete	numeric-8.0	233	0	-
23	a2_6	居家服務的員工會關心我/家人的需求-同意程度	discrete	numeric-8.0	233	0	-
24	a2_7	居家服務的員工能維護我/家人個人的隱私-同意程度	discrete	numeric-8.0	233	0	-
25	a2_8	居家服務能提供充分的訊息給我/家人-同意程度	discrete	numeric-8.0	233	0	-
26	a2_9	居家服務會與我/家人討論服務的狀況-同意程度	discrete	numeric-8.0	233	0	-
27	a2_10	居家服務能夠提供多元彈性的服務給我/家人選擇-同意程度	discrete	numeric-8.0	233	0	-
28	a2_11	居家服務的服務收費是我/家人可以負擔得起-同意程度	discrete	numeric-8.0	233	0	-
29	a2_12	只要符合資格者皆可公平的使用居家服務的服務-同意程度	discrete	numeric-8.0	233	0	-
30	a2_13	居家服務提供的服務是可靠的-同意程度	discrete	numeric-8.0	233	0	-
31	a2_14	居家服務服務項目是我所需要的-同意程度	discrete	numeric-8.0	233	0	-
32	a2_15	居家服務的經營能以節約的方式提供服務-同意程度	discrete	numeric-8.0	233	0	-
33	a2_16	居家服務提供的服務能夠善用資源/經費的-同意程度	discrete	numeric-8.0	233	0	-
34	a2_17	居家服務提供的服務能提升我/家人的生活品質-同意程度	discrete	numeric-8.0	233	0	-

Group 社區照顧理念量表

Subgroup(s)	公民權, 充權, 優勢觀點, 生活正常化, 互動頻率與互動關係
--------------------	---------------------------------

Group 公民權

#	Name	Label	Type	Format	Valid	Invalid	Question
1	b1_1	服務使用前-我的所得可以維持基本生活所需	discrete	numeric-8.0	233	0	-
2	b1_2	服務使用前-我可以獲得適當的健康照顧	discrete	numeric-8.0	233	0	-
3	b1_3	服務使用前-我可以獲得適當的生活照顧	discrete	numeric-8.0	233	0	-

#	Name	Label	Type	Format	Valid	Invalid	Question
4	b1_4	服務使用前-我可以自在地居住在自己的家裡	discrete	numeric-8.0	233	0	-
5	b1_5	服務使用前-我可以自在地參與社區的活動(如：宗教活動、傳統習俗...)	discrete	numeric-8.0	233	0	-
6	b1_6	服務使用前-我可以自由地表達自己的想法	discrete	numeric-8.0	233	0	-
7	b1_7	服務使用前-我可以選擇自己想要的生活方式	discrete	numeric-8.0	233	0	-
8	b1_8	服務使用前-我有學習新事務的機會/管道	discrete	numeric-8.0	233	0	-
9	b1_9	服務使用前-我可以過著安全的生活(免於剝削和身體或精神的虐待)	discrete	numeric-8.0	233	0	-
10	b1_10	服務使用前-我可以享有個人的隱私權	discrete	numeric-8.0	233	0	-
11	b1_11	服務使用前-我能夠獲得他人/社會公平的對待	discrete	numeric-8.0	233	0	-
12	b1_12	服務使用前-我有責任維持自己的身心健康	discrete	numeric-8.0	233	0	-
13	b1_13	服務使用前-我可以照顧好自己的身心健康	discrete	numeric-8.0	233	0	-
14	b1_14	服務使用前-我有責任維持個人經濟上的自立自主	discrete	numeric-8.0	233	0	-
15	b1_15	服務使用前-我可以維持個人經濟上的自立自主	discrete	numeric-8.0	233	0	-
16	b1_16	服務使用前-我有責任維持家庭的經濟收入	discrete	numeric-8.0	233	0	-
17	b1_17	服務使用前-我對家庭的經濟是有貢獻的	discrete	numeric-8.0	233	0	-
18	b1_18	服務使用前-我有責任讓家庭生活變得更好	discrete	numeric-8.0	233	0	-
19	b1_19	服務使用前-我對家庭生活是有貢獻的	discrete	numeric-8.0	233	0	-
20	b1_20	服務使用前-我有責任讓社區變得更好	discrete	numeric-8.0	233	0	-
21	b1_21	服務使用前-我對社區是有貢獻的	discrete	numeric-8.0	233	0	-
22	b1_22	服務使用前-我有責任讓社會變得更美好	discrete	numeric-8.0	233	0	-
23	b1_23	服務使用前-我對社會是有貢獻的	discrete	numeric-8.0	233	0	-
24	b2_1	服務使用後-我的所得可以維持基本生活所需	discrete	numeric-8.0	233	0	-
25	b2_2	服務使用後-我可以獲得適當的健康照顧	discrete	numeric-8.0	233	0	-
26	b2_3	服務使用後-我可以獲得適當的生活照顧	discrete	numeric-8.0	233	0	-
27	b2_4	服務使用後-我可以自在地居住在自己的家裡	discrete	numeric-8.0	233	0	-

#	Name	Label	Type	Format	Valid	Invalid	Question
28	b2_5	服務使用後-我可以自在地參與社區的活動(如：宗教活動、傳統習俗...)	discrete	numeric-8.0	233	0	-
29	b2_6	服務使用後-我可以自由地表達自己的想法	discrete	numeric-8.0	233	0	-
30	b2_7	服務使用後-我可以選擇自己想要的生活方式	discrete	numeric-8.0	233	0	-
31	b2_8	服務使用後-我有學習新事務的機會/管道	discrete	numeric-8.0	233	0	-
32	b2_9	服務使用後-我可以過著安全的生活(免於剝削和身體或精神的虐待)	discrete	numeric-8.0	233	0	-
33	b2_10	服務使用後-我可以享有個人的隱私權	discrete	numeric-8.0	233	0	-
34	b2_11	服務使用後-我能夠獲得他人/社會公平的對待	discrete	numeric-8.0	233	0	-
35	b2_12	服務使用後-我有責任維持自己的身心健康	discrete	numeric-8.0	233	0	-
36	b2_13	服務使用後-我可以照顧好自己的身心健康	discrete	numeric-8.0	233	0	-
37	b2_14	服務使用後-我有責任維持個人經濟上的自立自主	discrete	numeric-8.0	233	0	-
38	b2_15	服務使用後-我可以維持個人經濟上的自立自主	discrete	numeric-8.0	233	0	-
39	b2_16	服務使用後-我有責任維持家庭的經濟收入	discrete	numeric-8.0	233	0	-
40	b2_17	服務使用後-我對家庭的經濟是有貢獻的	discrete	numeric-8.0	233	0	-
41	b2_18	服務使用後-我有責任讓家庭生活變得更好	discrete	numeric-8.0	233	0	-
42	b2_19	服務使用後-我對家庭生活是有貢獻的	discrete	numeric-8.0	233	0	-
43	b2_20	服務使用後-我有責任讓社區變得更好	discrete	numeric-8.0	233	0	-
44	b2_21	服務使用後-我對社區是有貢獻的	discrete	numeric-8.0	233	0	-
45	b2_22	服務使用後-我有責任讓社會變得更美好	discrete	numeric-8.0	233	0	-
46	b2_23	服務使用後-我對社會是有貢獻的	discrete	numeric-8.0	233	0	-

Group 受訪者基本資料

#	Name	Label	Type	Format	Valid	Invalid	Question
1	h1	性別	discrete	numeric-8.0	233	0	-
2	h2_1	受訪者出生民國年	discrete	numeric-8.0	233	0	-
3	h2_2	受訪者出生月份	discrete	numeric-8.0	233	0	-
4	h2_3	受訪者年齡(足歲)	discrete	numeric-8.0	233	0	-
5	h3	教育程度	discrete	numeric-8.0	233	0	-
6	h4	宗教別	discrete	numeric-8.0	233	0	-

#	Name	Label	Type	Format	Valid	Invalid	Question
7	h4.1	宗教別_傳統信仰分類	discrete	numeric-12.0	232	1	-
8	h4.2	宗教別_基督宗教分類	discrete	numeric-8.0	233	0	-
9	h4_1	宗教別_其他	discrete	character-8	233	0	-
10	h5	族群背景	discrete	numeric-8.0	233	0	-
11	h5_1	族群背景_其他	discrete	character-22	233	0	-
12	h6	婚姻狀況	discrete	numeric-8.0	233	0	-
13	h6.1	婚姻狀況_配偶族群別	discrete	numeric-8.0	233	0	-
14	h6_1	婚姻狀況_其他	discrete	character-8	233	0	-
15	h6_a	婚姻與種族關係	discrete	numeric-8.0	233	0	-
16	h7	主要經濟來源	discrete	numeric-8.0	233	0	-
17	h7_1	主要經濟來源_其他	discrete	character-12	233	0	-
18	h8	家庭型態	discrete	numeric-8.0	233	0	-
19	h8_1	家庭型態_其他	discrete	character-16	233	0	-
20	h9	家庭平均月所得	discrete	numeric-8.0	233	0	-
21	h10	身體狀況	discrete	numeric-8.0	233	0	-
22	h10_1	身體狀況_其他	discrete	character-32	233	0	-
23	h11	居住型態	discrete	numeric-8.0	233	0	-
24	h11_1	居住型態_其他	discrete	character-20	233	0	-
25	h12	住宅所屬	discrete	numeric-8.0	233	0	-
26	h12_1	住宅所屬_其他	discrete	character-8	233	0	-
27	h13	社區地理位置	discrete	numeric-8.0	233	0	-
28	h13_1	社區地理位置_其他	discrete	character-8	233	0	-
29	h14	居住本社區的時間	discrete	numeric-8.0	233	0	-
30	h14_1	居住本社區的時間_遷入年數	discrete	numeric-8.0	233	0	-
31	h15	接受居家服務的服務時間(單位:月)	discrete	numeric-8.0	233	0	-
32	h16_1	您接受的服務項目(可複選)_關懷訪視	discrete	numeric-8.0	233	0	-
33	h16_2	您接受的服務項目(可複選)_家庭問安、諮詢及轉介服務	discrete	numeric-8.0	233	0	-
34	h16_3	您接受的服務項目(可複選)_餐飲服務	discrete	numeric-8.0	233	0	-
35	h16_4	您接受的服務項目(可複選)_健康促進	discrete	numeric-8.0	233	0	-
36	h16_5	您接受的服務項目(可複選)_家事管理/家務及日常照顧服務	discrete	numeric-8.0	233	0	-
37	h16_6	您接受的服務項目(可複選)_生活自立訓練	discrete	numeric-8.0	233	0	-
38	h16_7	您接受的服務項目(可複選)_提供或連結交通服務	discrete	numeric-8.0	233	0	-
39	h16_8	您接受的服務項目(可複選)_家屬教育及諮詢服務	discrete	numeric-8.0	233	0	-

#	Name	Label	Type	Format	Valid	Invalid	Question
40	h16_9	您接受的服務項目(可複選)_護理服務	discrete	numeric-8.0	233	0	-
41	h16_10	您接受的服務項目(可複選)_復健服務	discrete	numeric-8.0	233	0	-
42	h16_11	您接受的服務項目(可複選)_居家陪伴照顧	discrete	numeric-8.0	233	0	-
43	h16_12	您接受的服務項目(可複選)_身體照顧服務	discrete	numeric-8.0	233	0	-
44	h16_13	您接受的服務項目(可複選)_其他	discrete	numeric-8.0	233	0	-
45	h16_13_1	您接受的服務項目(可複選)_其他內容	discrete	character-8	233	0	-
46	h17	過去一月內，我每週平均使用居家服務機構服務時間(單位：小時)	discrete	numeric-8.0	233	0	-
47	h18_1	使用服務前，每月平均就醫次數	discrete	numeric-9.0	233	0	-
48	h18_2	使用服務後，每月平均就醫次數	discrete	numeric-8.0	233	0	-

Group 居家服務基本資料

#	Name	Label	Type	Format	Valid	Invalid	Question
1	i0	組織類型	discrete	numeric-8.0	233	0	-
2	z1	縣市別	discrete	character-8	233	0	-
3	i2	機構成立年度	discrete	numeric-8.0	233	0	-
4	i3	開辦居家服務年度	discrete	numeric-8.0	233	0	-
5	i4	機構類型	discrete	numeric-8.0	233	0	-
6	i4_1	機構類型-立案團體類型	discrete	numeric-8.0	233	0	-
7	i4_o	機構類型-其他內容	discrete	character-8	233	0	-
8	i5_1	服務對象(可複選)_老人	discrete	numeric-8.0	233	0	-
9	i5_2	服務對象(可複選)_身障人士	discrete	numeric-8.0	233	0	-
10	i5_3	服務對象(可複選)_兒童	discrete	numeric-8.0	233	0	-
11	i5_4	服務對象(可複選)_婦女	discrete	numeric-8.0	233	0	-
12	i5_5	服務對象(可複選)_其他	discrete	numeric-8.0	233	0	-
13	i5_5_1	服務對象(可複選)_其他服務對象	discrete	character-8	233	0	-
14	i6_1	您接受的服務項目(可複選)_關懷訪視	discrete	numeric-8.0	233	0	-
15	i6_2	您接受的服務項目(可複選)_家庭問安、諮詢及轉介服務	discrete	numeric-8.0	233	0	-
16	i6_3	您接受的服務項目(可複選)_餐飲服務	discrete	numeric-8.0	233	0	-
17	i6_4	您接受的服務項目(可複選)_健康促進	discrete	numeric-8.0	233	0	-

#	Name	Label	Type	Format	Valid	Invalid	Question
18	i6_5	您接受的服務項目(可複選)_家事管理/家務及日常照顧服務	discrete	numeric-8.0	233	0	-
19	i6_6	您接受的服務項目(可複選)_生活自立訓練	discrete	numeric-8.0	233	0	-
20	i6_7	您接受的服務項目(可複選)_提供或連結交通服務	discrete	numeric-8.0	233	0	-
21	i6_8	您接受的服務項目(可複選)_家屬教育及諮詢服務	discrete	numeric-8.0	233	0	-
22	i6_9	您接受的服務項目(可複選)_護理服務	discrete	numeric-8.0	233	0	-
23	i6_10	您接受的服務項目(可複選)_復健服務	discrete	numeric-8.0	233	0	-
24	i6_11	您接受的服務項目(可複選)_居家陪伴照顧	discrete	numeric-8.0	233	0	-
25	i6_12	您接受的服務項目(可複選)_身體照顧服務	discrete	numeric-8.0	233	0	-
26	i6_13	您接受的服務項目(可複選)_其他	discrete	numeric-8.0	233	0	-
27	i6_13_1	您接受的服務項目(可複選)_其他內容	discrete	numeric-8.0	233	0	-

Group 充權

#	Name	Label	Type	Format	Valid	Invalid	Question
1	c1_1	服務使用前-我相信自己有改變生活的能力	discrete	numeric-8.0	233	0	-
2	c1_2	服務使用前-我能夠適應目前的生活環境	discrete	numeric-8.0	233	0	-
3	c1_3	服務使用前-我無法對抗年邁/身體缺陷帶來的衝擊	discrete	numeric-8.0	233	0	-
4	c1_4	服務使用前-日常生活中，我能夠發揮自己的所長	discrete	numeric-8.0	233	0	-
5	c1_5	服務使用前-我有勇氣面對生活中困難的事情	discrete	numeric-8.0	233	0	-
6	c1_6	服務使用前-我可以掌控/主導自己的生活	discrete	numeric-8.0	233	0	-
7	c1_7	服務使用前-我覺得我是個沒有用的人	discrete	numeric-8.0	233	0	-
8	c1_8	服務使用前-我可以採取必要的行動來改善自己的生活	discrete	numeric-8.0	233	0	-
9	c1_9	服務使用前-我有權參與自己社區的各項活動	discrete	numeric-8.0	233	0	-
10	c1_10	服務使用前-與他人意見不同時，我能夠做有效的溝通和協調	discrete	numeric-8.0	233	0	-
11	c1_11	服務使用前-跟他人互動時，我覺得他人能瞭解我的想法/處境	discrete	numeric-8.0	233	0	-

#	Name	Label	Type	Format	Valid	Invalid	Question
12	c1_12	服務使用前-我能夠獲得所想要的資訊，以增進選擇的機會	discrete	numeric-8.0	233	0	-
13	c1_13	服務使用前-我可以和他人分享生活的狀況，並彼此相互支持	discrete	numeric-8.0	233	0	-
14	c1_14	服務使用前-當我需要協助時，能夠主動向他人提出	discrete	numeric-8.0	233	0	-
15	c1_15	服務使用前-在社區生活中，我有機會表現自己的優勢/專長	discrete	numeric-8.0	233	0	-
16	c1_16	服務使用前-在社區生活中，我可以維護自己的利益	discrete	numeric-8.0	233	0	-
17	c1_17	服務使用前-我會想要改變社區的環境	discrete	numeric-8.0	233	0	-
18	c1_18	服務使用前-我相信透過參加集體行動，可以改善社區的問題	discrete	numeric-8.0	233	0	-
19	c1_19	服務使用前-我有適當的管道表達對社區事務的關心	discrete	numeric-8.0	233	0	-
20	c1_20	服務使用前-我曾參與討論社區重要的事務	discrete	numeric-8.0	233	0	-
21	c1_21	服務使用前-我會想要改變社會環境	discrete	numeric-8.0	233	0	-
22	c1_22	服務使用前-我有適當的管道表達對社會事務的關心	discrete	numeric-8.0	233	0	-
23	c1_23	服務使用前-我願意為社會不公不義的事情挺身而出	discrete	numeric-8.0	233	0	-
24	c1_24	服務使用前-我曾為社會不公不義的事情挺身而出	discrete	numeric-8.0	233	0	-
25	c2_1	服務使用後-我相信自己有改變生活的能力	discrete	numeric-8.0	233	0	-
26	c2_2	服務使用後-我能夠適應目前的生活環境	discrete	numeric-8.0	233	0	-
27	c2_3	服務使用後-我無法對抗年邁/身體缺陷帶來的衝擊	discrete	numeric-8.0	233	0	-
28	c2_4	服務使用後-日常生活中，我能夠發揮自己的所長	discrete	numeric-8.0	233	0	-
29	c2_5	服務使用後-我有勇氣面對生活中困難的事情	discrete	numeric-8.0	233	0	-
30	c2_6	服務使用後-我可以掌控/主導自己的生活	discrete	numeric-8.0	233	0	-
31	c2_7	服務使用後-我覺得我是個沒有用的人	discrete	numeric-8.0	233	0	-
32	c2_8	服務使用後-我可以採取必要的行動來改善自己的生活	discrete	numeric-8.0	233	0	-
33	c2_9	服務使用後-我有權參與自己社區的各項活動	discrete	numeric-8.0	233	0	-
34	c2_10	服務使用後-與他人意見不同時，我能夠做有效的溝通和協調	discrete	numeric-8.0	233	0	-

#	Name	Label	Type	Format	Valid	Invalid	Question
35	c2_11	服務使用後-跟他人互動時，我覺得他人能瞭解我的想法/處境	discrete	numeric-8.0	233	0	-
36	c2_12	服務使用後-我能夠獲得所想要的資訊，以增進選擇的機會	discrete	numeric-8.0	233	0	-
37	c2_13	服務使用後-我可以和他人分享生活的狀況，並彼此相互支持	discrete	numeric-8.0	233	0	-
38	c2_14	服務使用後-當我需要協助時，能夠主動向他人提出	discrete	numeric-8.0	233	0	-
39	c2_15	服務使用後-在社區生活中，我有機會表現自己的優勢/專長	discrete	numeric-8.0	233	0	-
40	c2_16	服務使用後-在社區生活中，我可以維護自己的利益	discrete	numeric-8.0	233	0	-
41	c2_17	服務使用後-我會想要改變社區的環境	discrete	numeric-8.0	233	0	-
42	c2_18	服務使用後-我相信透過參加集體行動，可以改善社區的問題	discrete	numeric-8.0	233	0	-
43	c2_19	服務使用後-我有適當的管道表達對社區事務的關心	discrete	numeric-8.0	233	0	-
44	c2_20	服務使用後-我曾參與討論社區重要的事務	discrete	numeric-8.0	233	0	-
45	c2_21	服務使用後-我會想要改變社會環境	discrete	numeric-8.0	233	0	-
46	c2_22	服務使用後-我有適當的管道表達對社會事務的關心	discrete	numeric-8.0	233	0	-
47	c2_23	服務使用後-我願意為社會不公不義的事情挺身而出	discrete	numeric-8.0	233	0	-
48	c2_24	服務使用後-我曾為社會不公不義的事情挺身而出	discrete	numeric-8.0	233	0	-

Group 優勢觀點

#	Name	Label	Type	Format	Valid	Invalid	Question
1	d1_1	服務使用前-我喜歡自己現在這樣子	discrete	numeric-8.0	233	0	-
2	d1_2	服務使用前-我可以為自己的行為負責	discrete	numeric-8.0	233	0	-
3	d1_3	服務使用前-我覺得沒有能力對許多事情做決定	discrete	numeric-8.0	233	0	-
4	d1_4	服務使用前-我覺得我只能維持現在這個樣子	discrete	numeric-8.0	233	0	-
5	d1_5	服務使用前-我過著快樂的日子/生活	discrete	numeric-8.0	233	0	-
6	d1_6	服務使用前-我認為自己有能力幫助別人	discrete	numeric-8.0	233	0	-
7	d1_7	服務使用前-我會思考怎樣讓自己的生活變得更有意義	discrete	numeric-8.0	233	0	-

#	Name	Label	Type	Format	Valid	Invalid	Question
8	d1_8	服務使用前-我擔心未來的日子怎麼過	discrete	numeric-8.0	233	0	-
9	d1_9	服務使用前-我會努力照顧好自己的生活起居	discrete	numeric-8.0	233	0	-
10	d1_10	服務使用前-我會想辦法克服身體功能退化/缺陷造成的不便	discrete	numeric-8.0	233	0	-
11	d1_11	服務使用前-儘管年邁/身體有缺陷, 我仍想要對家庭有所貢獻	discrete	numeric-8.0	233	0	-
12	d1_12	服務使用前-儘管年邁/身體有缺陷, 我仍想要對社區有所貢獻	discrete	numeric-8.0	233	0	-
13	d1_13	服務使用前-儘管年邁/身體有缺陷, 我仍樂於學習新的事務	discrete	numeric-8.0	233	0	-
14	d1_14	服務使用前-儘管年邁/身體有缺陷, 我還是有夢想要實現的	discrete	numeric-8.0	233	0	-
15	d1_15	服務使用前-當別人用異樣眼光看我時, 我會覺得無奈	discrete	numeric-8.0	233	0	-
16	d1_16	服務使用前-我會勇於面對挫折	discrete	numeric-8.0	233	0	-
17	d1_17	服務使用前-社區居民彼此相互信任	discrete	numeric-8.0	233	0	-
18	d1_18	服務使用前-社區居民遵守社區的規範/風俗習慣	discrete	numeric-8.0	233	0	-
19	d1_19	服務使用前-社區居民彼此來往密切	discrete	numeric-8.0	233	0	-
20	d1_20	服務使用前-如果有人遭遇困難, 社區居民會相互幫忙	discrete	numeric-8.0	233	0	-
21	d1_21	服務使用前-社區居民對社區有良好的向心力	discrete	numeric-8.0	233	0	-
22	d1_22	服務使用前-社區擁有良好的生活機能, 如商店、醫院、市場..	discrete	numeric-8.0	233	0	-
23	d1_23	服務使用前-社區能提供居民各種學習的機會或管道	discrete	numeric-8.0	233	0	-
24	d1_24	服務使用前-社區能提供弱勢者適切的服務	discrete	numeric-8.0	233	0	-
25	d2_1	服務使用後-我喜歡自己現在這樣子	discrete	numeric-8.0	233	0	-
26	d2_2	服務使用後-我可以為自己的行為負責	discrete	numeric-8.0	233	0	-
27	d2_3	服務使用後-我覺得沒有能力對許多事情做決定	discrete	numeric-8.0	233	0	-
28	d2_4	服務使用後-我覺得我只能維持現在這個樣子	discrete	numeric-8.0	233	0	-
29	d2_5	服務使用後-我過著快樂的日子/生活	discrete	numeric-8.0	233	0	-

#	Name	Label	Type	Format	Valid	Invalid	Question
30	d2_6	服務使用後-我認為自己有能力幫助別人	discrete	numeric-8.0	233	0	-
31	d2_7	服務使用後-我會思考怎樣讓自己的生活變得更有意義	discrete	numeric-8.0	233	0	-
32	d2_8	服務使用後-我擔心未來的日子怎麼過	discrete	numeric-8.0	233	0	-
33	d2_9	服務使用後-我會努力照顧好自己的生活起居	discrete	numeric-8.0	233	0	-
34	d2_10	服務使用後-我會想辦法克服身體功能退化/缺陷造成的不便	discrete	numeric-8.0	233	0	-
35	d2_11	服務使用後-儘管年邁/身體有缺陷, 我仍想要對家庭有所貢獻	discrete	numeric-8.0	233	0	-
36	d2_12	服務使用後-儘管年邁/身體有缺陷, 我仍想要對社區有所貢獻	discrete	numeric-8.0	233	0	-
37	d2_13	服務使用後-儘管年邁/身體有缺陷, 我仍樂於學習新的事務	discrete	numeric-8.0	233	0	-
38	d2_14	服務使用後-儘管年邁/身體有缺陷, 我還是有夢想要實現的	discrete	numeric-8.0	233	0	-
39	d2_15	服務使用後-當別人用異樣眼光看我時, 我會覺得無奈	discrete	numeric-8.0	233	0	-
40	d2_16	服務使用後-我會勇於面對挫折	discrete	numeric-8.0	233	0	-
41	d2_17	服務使用後-社區居民彼此相互信任	discrete	numeric-8.0	233	0	-
42	d2_18	服務使用後-社區居民遵守社區的規範/風俗習慣	discrete	numeric-8.0	233	0	-
43	d2_19	服務使用後-社區居民彼此來往密切	discrete	numeric-8.0	233	0	-
44	d2_20	服務使用後-如果有人遭遇困難, 社區居民會相互幫忙	discrete	numeric-8.0	233	0	-
45	d2_21	服務使用後-社區居民對社區有良好的向心力	discrete	numeric-8.0	233	0	-
46	d2_22	服務使用後-社區擁有良好的生活機能, 如商店、醫院、市場...	discrete	numeric-8.0	233	0	-
47	d2_23	服務使用後-社區能提供居民各種學習的機會或管道	discrete	numeric-8.0	233	0	-
48	d2_24	服務使用後-社區能提供弱勢者適切的服務	discrete	numeric-8.0	233	0	-

Group 生活正常化

#	Name	Label	Type	Format	Valid	Invalid	Question
1	e1_1	服務使用前-我可以維持正常飲食	discrete	numeric-8.0	233	0	-

#	Name	Label	Type	Format	Valid	Invalid	Question
2	e1_2	服務使用前-我有足以維持生活所需的衣物	discrete	numeric-8.0	233	0	-
3	e1_3	服務使用前-我有符合生活所需的住處	discrete	numeric-8.0	233	0	-
4	e1_4	服務使用前-我可以維持日常活動	discrete	numeric-8.0	233	0	-
5	e1_5	服務使用前-我的性生活是正常的	discrete	numeric-8.0	233	0	-
6	e1_6	服務使用前-我的身體是健康的	discrete	numeric-8.0	233	0	-
7	e1_7	服務使用前-我能夠獲得家人的關心	discrete	numeric-8.0	233	0	-
8	e1_8	服務使用前-我的生活是有目標的	discrete	numeric-8.0	233	0	-
9	e1_9	服務使用前-我常感覺焦慮不安/易於動怒	discrete	numeric-8.0	233	0	-
10	e1_10	服務使用前-日常生活裡, 我常覺得心情低落/很鬱卒	discrete	numeric-8.0	233	0	-
11	e1_11	服務使用前-日常生活裡, 我常覺得很多事情讓我擔心或恐懼	discrete	numeric-8.0	233	0	-
12	e1_12	服務使用前-我能夠接納我目前的處境	discrete	numeric-8.0	233	0	-
13	e1_13	服務使用前-我能夠與鄰居和樂相處	discrete	numeric-8.0	233	0	-
14	e1_14	服務使用前-我能夠與朋友和樂相處	discrete	numeric-8.0	233	0	-
15	e1_15	服務使用前-我覺得他人對我是冷淡的	discrete	numeric-8.0	233	0	-
16	e1_16	服務使用前-我覺得我遭受到他人的排斥	discrete	numeric-8.0	233	0	-
17	e1_17	服務使用前-我有機會與他人分享知識或技能	discrete	numeric-8.0	233	0	-
18	e1_18	服務使用前-我能夠有從事符合自己興趣及能力之志願服務的機會	discrete	numeric-8.0	233	0	-
19	e1_19	服務使用前-我能夠有發揮自己潛能的機會	discrete	numeric-8.0	233	0	-
20	e1_20	服務使用前-我能夠有機會學習/挑戰新的事務	discrete	numeric-8.0	233	0	-
21	e1_21	服務使用前-我能夠獲得他人的接納/賞識	discrete	numeric-8.0	233	0	-
22	e1_22	服務使用前-我能夠過著有尊嚴的生活	discrete	numeric-8.0	233	0	-
23	e1_23	服務使用前-我覺得生活過得沒有意義	discrete	numeric-8.0	233	0	-
24	e1_24	服務使用前-整體而言, 我這一生是沒有白活的	discrete	numeric-8.0	233	0	-
25	e2_1	服務使用後-我可以維持正常飲食	discrete	numeric-8.0	233	0	-

#	Name	Label	Type	Format	Valid	Invalid	Question
26	e2_2	服務使用後-我有足以維持生活所需的衣物	discrete	numeric-8.0	233	0	-
27	e2_3	服務使用後-我有符合生活所需的住處	discrete	numeric-8.0	233	0	-
28	e2_4	服務使用後-我可以維持日常活動	discrete	numeric-8.0	233	0	-
29	e2_5	服務使用後-我的性生活是正常的	discrete	numeric-8.0	233	0	-
30	e2_6	服務使用後-我的身體是健康的	discrete	numeric-8.0	233	0	-
31	e2_7	服務使用後-我能夠獲得家人的關心	discrete	numeric-8.0	233	0	-
32	e2_8	服務使用後-我的生活是有目標的	discrete	numeric-8.0	233	0	-
33	e2_9	服務使用後-我常感覺焦慮不安/易於動怒	discrete	numeric-8.0	233	0	-
34	e2_10	服務使用後-日常生活裡, 我常覺得心情低落/很鬱卒	discrete	numeric-8.0	233	0	-
35	e2_11	服務使用後-日常生活裡, 我常覺得很多事情讓我擔心或恐懼	discrete	numeric-8.0	233	0	-
36	e2_12	服務使用後-我能夠接納我目前的處境	discrete	numeric-8.0	233	0	-
37	e2_13	服務使用後-我能夠與鄰居和樂相處	discrete	numeric-8.0	233	0	-
38	e2_14	服務使用後-我能夠與朋友和樂相處	discrete	numeric-8.0	233	0	-
39	e2_15	服務使用後-我覺得他人對我是冷淡的	discrete	numeric-8.0	233	0	-
40	e2_16	服務使用後-我覺得我遭受到他人的排斥	discrete	numeric-8.0	233	0	-
41	e2_17	服務使用後-我有機會與他人分享知識或技能	discrete	numeric-8.0	233	0	-
42	e2_18	服務使用後-我能夠有從事符合自己興趣及能力之志願服務的機會	discrete	numeric-8.0	233	0	-
43	e2_19	服務使用後-我能夠有發揮自己潛能的機會	discrete	numeric-8.0	233	0	-
44	e2_20	服務使用後-我能夠有機會學習/挑戰新的事務	discrete	numeric-8.0	233	0	-
45	e2_21	服務使用後-我能夠獲得他人的接納/賞識	discrete	numeric-8.0	233	0	-
46	e2_22	服務使用後-我能夠過著有尊嚴的生活	discrete	numeric-8.0	233	0	-
47	e2_23	服務使用後-我覺得生活過得沒有意義	discrete	numeric-8.0	233	0	-
48	e2_24	服務使用後-整體而言, 我這一生是沒有白活的	discrete	numeric-8.0	233	0	-

Group 互動頻率與互動關係

#	Name	Label	Type	Format	Valid	Invalid	Question
1	f1_1	服務使用前-與配偶互動頻繁程度	discrete	numeric-8.0	233	0	-
2	f1_2	服務使用前-與兒子互動頻繁程度	discrete	numeric-8.0	233	0	-
3	f1_3	服務使用前-與媳婦互動頻繁程度	discrete	numeric-8.0	233	0	-
4	f1_4	服務使用前-與女兒互動頻繁程度	discrete	numeric-8.0	233	0	-
5	f1_5	服務使用前-與女婿互動頻繁程度	discrete	numeric-8.0	233	0	-
6	f1_6	服務使用前-與鄰居互動頻繁程度	discrete	numeric-8.0	233	0	-
7	f1_7	服務使用前-與親戚互動頻繁程度	discrete	numeric-8.0	233	0	-
8	f1_8	服務使用前-與朋友互動頻繁程度	discrete	numeric-8.0	233	0	-
9	f2_1	服務使用後-與配偶互動頻繁程度	discrete	numeric-8.0	233	0	-
10	f2_2	服務使用後-與兒子互動頻繁程度	discrete	numeric-8.0	233	0	-
11	f2_3	服務使用後-與媳婦互動頻繁程度	discrete	numeric-8.0	233	0	-
12	f2_4	服務使用後-與女兒互動頻繁程度	discrete	numeric-8.0	233	0	-
13	f2_5	服務使用後-與女婿互動頻繁程度	discrete	numeric-8.0	233	0	-
14	f2_6	服務使用後-與鄰居互動頻繁程度	discrete	numeric-8.0	233	0	-
15	f2_7	服務使用後-與親戚互動頻繁程度	discrete	numeric-8.0	233	0	-
16	f2_8	服務使用後-與朋友互動頻繁程度	discrete	numeric-8.0	233	0	-
17	g1_1	服務使用前-與配偶互動關係程度	discrete	numeric-8.0	233	0	-
18	g1_2	服務使用前-與兒子互動關係程度	discrete	numeric-8.0	233	0	-
19	g1_3	服務使用前-與媳婦互動關係程度	discrete	numeric-8.0	233	0	-
20	g1_4	服務使用前-與女兒互動關係程度	discrete	numeric-8.0	233	0	-
21	g1_5	服務使用前-與女婿互動關係程度	discrete	numeric-8.0	233	0	-
22	g1_6	服務使用前-與鄰居互動關係程度	discrete	numeric-8.0	233	0	-
23	g1_7	服務使用前-與親戚互動關係程度	discrete	numeric-8.0	233	0	-
24	g1_8	服務使用前-與朋友互動關係程度	discrete	numeric-8.0	233	0	-
25	g2_1	服務使用後-與配偶互動關係程度	discrete	numeric-8.0	233	0	-

#	Name	Label	Type	Format	Valid	Invalid	Question
26	g2_2	服務使用後-與兒子互動關係程度	discrete	numeric-8.0	233	0	-
27	g2_3	服務使用後-與媳婦互動關係程度	discrete	numeric-8.0	233	0	-
28	g2_4	服務使用後-與女兒互動關係程度	discrete	numeric-8.0	233	0	-
29	g2_5	服務使用後-與女婿互動關係程度	discrete	numeric-8.0	233	0	-
30	g2_6	服務使用後-與鄰居互動關係程度	discrete	numeric-8.0	233	0	-
31	g2_7	服務使用後-與親戚互動關係程度	discrete	numeric-8.0	233	0	-
32	g2_8	服務使用後-與朋友互動關係程度	discrete	numeric-8.0	233	0	-

Variables Description

Dataset contains 654 variable(s)

File : data_1			
# i0: 組織類型			
Information	[Type= discrete] [Format=numeric] [Range= 1-2] [Missing=*]		
Statistics [NW/ W]	[Valid=393 /-] [Invalid=0 /-]		
Value	Label	Cases	Percentage
1	日間照顧中心	180	<div><div></div></div> 45.8%
2	社區關懷據點	213	<div><div></div></div> 54.2%
Warning: these figures indicate the number of cases found in the data file. They cannot be interpreted as summary statistics of the population of interest.			
# z1: 縣市別			
Information	[Type= discrete] [Format=character] [Missing=*]		
Statistics [NW/ W]	[Valid=393 /-] [Invalid=0 /-]		
Value	Label	Cases	Percentage
A	新北市(北區)	147	<div><div></div></div> 37.4%
B	南投縣(中區)	87	<div><div></div></div> 22.1%
C	高雄市(南區)	135	<div><div></div></div> 34.4%
D	台東市(東區)	24	<div><div></div></div> 6.1%
Warning: these figures indicate the number of cases found in the data file. They cannot be interpreted as summary statistics of the population of interest.			
# a1.1: 照顧中心/據點的設施設備是完善的-重要程度			
Information	[Type= discrete] [Format=numeric] [Range= 0-9] [Missing=*]		
Statistics [NW/ W]	[Valid=393 /-] [Invalid=0 /-]		
Value	Label	Cases	Percentage
0	不重要	14	<div><div></div></div> 3.6%
1	重要	378	<div><div></div></div> 96.2%
9	遺漏值	1	<div><div></div></div> 0.3%
Warning: these figures indicate the number of cases found in the data file. They cannot be interpreted as summary statistics of the population of interest.			
# a1.2: 照顧中心/據點的活動環境是安全的-重要程度			
Information	[Type= discrete] [Format=numeric] [Range= 0-9] [Missing=*]		
Statistics [NW/ W]	[Valid=393 /-] [Invalid=0 /-]		
Value	Label	Cases	Percentage
0	不重要	3	<div><div></div></div> 0.8%
1	重要	386	<div><div></div></div> 98.2%
9	遺漏值	4	<div><div></div></div> 1.0%
Warning: these figures indicate the number of cases found in the data file. They cannot be interpreted as summary statistics of the population of interest.			
# a1.3: 照顧中心/據點的位置是靠近住家的(或方便到達)-重要程度			
Information	[Type= discrete] [Format=numeric] [Range= 0-9] [Missing=*]		
Statistics [NW/ W]	[Valid=393 /-] [Invalid=0 /-]		
Value	Label	Cases	Percentage
0	不重要	20	<div><div></div></div> 5.1%
1	重要	372	<div><div></div></div> 94.7%
9	遺漏值	1	<div><div></div></div> 0.3%
Warning: these figures indicate the number of cases found in the data file. They cannot be interpreted as summary statistics of the population of interest.			
# a1.4: 照顧中心/據點的員工是友善的-重要程度			
Information	[Type= discrete] [Format=numeric] [Range= 0-9] [Missing=*]		

File : data_1

a1.4: 照顧中心/據點的員工是友善的-重要程度

Statistics [NW/ W] [Valid=393 /-] [Invalid=0 /-]

Value	Label	Cases	Percentage
0	不重要	3	0.8%
1	重要	389	99.0%
9	遺漏值	1	0.3%

Warning: these figures indicate the number of cases found in the data file. They cannot be interpreted as summary statistics of the population of interest.

a1.5: 照顧中心/據點的員工是具備專業技術/知識的-重要程度

Information [Type= discrete] [Format=numeric] [Range= 0-9] [Missing=*]

Statistics [NW/ W] [Valid=393 /-] [Invalid=0 /-]

Value	Label	Cases	Percentage
0	不重要	18	4.6%
1	重要	374	95.2%
9	遺漏值	1	0.3%

Warning: these figures indicate the number of cases found in the data file. They cannot be interpreted as summary statistics of the population of interest.

a1.6: 照顧中心/據點的員工是穩定的(不會經常變動)-重要程度

Information [Type= discrete] [Format=numeric] [Range= 0-9] [Missing=*]

Statistics [NW/ W] [Valid=393 /-] [Invalid=0 /-]

Value	Label	Cases	Percentage
0	不重要	11	2.8%
1	重要	381	96.9%
9	遺漏值	1	0.3%

Warning: these figures indicate the number of cases found in the data file. They cannot be interpreted as summary statistics of the population of interest.

a1.7: 照顧中心/據點的員工能用簡單易懂的語言與我/家人交談-重要程度

Information [Type= discrete] [Format=numeric] [Range= 0-9] [Missing=*]

Statistics [NW/ W] [Valid=393 /-] [Invalid=0 /-]

Value	Label	Cases	Percentage
0	不重要	3	0.8%
1	重要	389	99.0%
9	遺漏值	1	0.3%

Warning: these figures indicate the number of cases found in the data file. They cannot be interpreted as summary statistics of the population of interest.

a1.8: 照顧中心/據點的員工能尊重我/家人的需求-重要程度

Information [Type= discrete] [Format=numeric] [Range= 0-9] [Missing=*]

Statistics [NW/ W] [Valid=393 /-] [Invalid=0 /-]

Value	Label	Cases	Percentage
0	不重要	2	0.5%
1	重要	390	99.2%
9	遺漏值	1	0.3%

Warning: these figures indicate the number of cases found in the data file. They cannot be interpreted as summary statistics of the population of interest.

a1.9: 照顧中心/據點的員工會關心我/家人的需求-重要程度

Information [Type= discrete] [Format=numeric] [Range= 0-9] [Missing=*]

Statistics [NW/ W] [Valid=393 /-] [Invalid=0 /-]

File : data_1

a1.9: 照顧中心/據點的員工會關心我/家人的需求-重要程度

Value	Label	Cases	Percentage
0	不重要	3	0.8%
1	重要	388	98.7%
9	遺漏值	2	0.5%

Warning: these figures indicate the number of cases found in the data file. They cannot be interpreted as summary statistics of the population of interest.

a1.10: 照顧中心/據點的員工能維護我/家人個人的隱私-重要程度

Information	[Type= discrete] [Format=numeric] [Range= 0-9] [Missing=*]
Statistics [NW/ W]	[Valid=393 /-] [Invalid=0 /-]

Value	Label	Cases	Percentage
0	不重要	8	2.0%
1	重要	383	97.5%
9	遺漏值	2	0.5%

Warning: these figures indicate the number of cases found in the data file. They cannot be interpreted as summary statistics of the population of interest.

a1.11: 照顧中心/據點能提供充分的訊息給我/家人-重要程度

Information	[Type= discrete] [Format=numeric] [Range= 0-9] [Missing=*]
Statistics [NW/ W]	[Valid=393 /-] [Invalid=0 /-]

Value	Label	Cases	Percentage
0	不重要	27	6.9%
1	重要	364	92.6%
9	遺漏值	2	0.5%

Warning: these figures indicate the number of cases found in the data file. They cannot be interpreted as summary statistics of the population of interest.

a1.12: 照顧中心/據點會與我/家人討論服務的狀況-重要程度

Information	[Type= discrete] [Format=numeric] [Range= 0-9] [Missing=*]
Statistics [NW/ W]	[Valid=393 /-] [Invalid=0 /-]

Value	Label	Cases	Percentage
0	不重要	23	5.9%
1	重要	368	93.6%
9	遺漏值	2	0.5%

Warning: these figures indicate the number of cases found in the data file. They cannot be interpreted as summary statistics of the population of interest.

a1.13: 照顧中心/據點能夠提供多元彈性的服務給我/家人選擇-重要程度

Information	[Type= discrete] [Format=numeric] [Range= 0-9] [Missing=*]
Statistics [NW/ W]	[Valid=393 /-] [Invalid=0 /-]

Value	Label	Cases	Percentage
0	不重要	12	3.1%
1	重要	379	96.4%
9	遺漏值	2	0.5%

Warning: these figures indicate the number of cases found in the data file. They cannot be interpreted as summary statistics of the population of interest.

a1.14: 照顧中心/據點的服務收費是我/家人可以負擔得起的-重要程度

Information	[Type= discrete] [Format=numeric] [Range= 0-9] [Missing=*]
Statistics [NW/ W]	[Valid=393 /-] [Invalid=0 /-]

File : data_1

a1.14: 照顧中心/據點的服務收費是我/家人可以負擔得起的-重要程度

Value	Label	Cases	Percentage
0	不重要	5	1.3%
1	重要	386	98.2%
9	遺漏值	2	0.5%

Warning: these figures indicate the number of cases found in the data file. They cannot be interpreted as summary statistics of the population of interest.

a1.15: 只要符合資格者皆可公平的使用照顧中心/據點的服務-重要程度

Information	[Type= discrete] [Format=numeric] [Range= 0-9] [Missing=*]
Statistics [NW/ W]	[Valid=393 /-] [Invalid=0 /-]

Value	Label	Cases	Percentage
0	不重要	2	0.5%
1	重要	389	99.0%
9	遺漏值	2	0.5%

Warning: these figures indicate the number of cases found in the data file. They cannot be interpreted as summary statistics of the population of interest.

a1.16: 照顧中心/據點提供的服務是可靠的-重要程度

Information	[Type= discrete] [Format=numeric] [Range= 0-9] [Missing=*]
Statistics [NW/ W]	[Valid=393 /-] [Invalid=0 /-]

Value	Label	Cases	Percentage
0	不重要	2	0.5%
1	重要	389	99.0%
9	遺漏值	2	0.5%

Warning: these figures indicate the number of cases found in the data file. They cannot be interpreted as summary statistics of the population of interest.

a1.17: 照顧中心/據點服務項目是我所需要的-重要程度

Information	[Type= discrete] [Format=numeric] [Range= 0-9] [Missing=*]
Statistics [NW/ W]	[Valid=393 /-] [Invalid=0 /-]

Value	Label	Cases	Percentage
0	不重要	3	0.8%
1	重要	387	98.5%
9	遺漏值	3	0.8%

Warning: these figures indicate the number of cases found in the data file. They cannot be interpreted as summary statistics of the population of interest.

a1.18: 照顧中心/據點的經營能以節約的方式提供服務-重要程度

Information	[Type= discrete] [Format=numeric] [Range= 0-9] [Missing=*]
Statistics [NW/ W]	[Valid=393 /-] [Invalid=0 /-]

Value	Label	Cases	Percentage
0	不重要	5	1.3%
1	重要	386	98.2%
9	遺漏值	2	0.5%

Warning: these figures indicate the number of cases found in the data file. They cannot be interpreted as summary statistics of the population of interest.

a1.19: 照顧中心/據點提供的服務能夠善用資源/經費的-重要程度

Information	[Type= discrete] [Format=numeric] [Range= 0-9] [Missing=*]
Statistics [NW/ W]	[Valid=393 /-] [Invalid=0 /-]

File : data_1

a1.19: 照顧中心/據點提供的服務能夠善用資源/經費的-重要程度

Value	Label	Cases	Percentage
0	不重要	3	0.8%
1	重要	388	98.7%
9	遺漏值	2	0.5%

Warning: these figures indicate the number of cases found in the data file. They cannot be interpreted as summary statistics of the population of interest.

a1.20: 照顧中心/據點提供的服務能提昇我/家人的生活品質-重要程度

Information	[Type= discrete] [Format=numeric] [Range= 0-9] [Missing=*]
Statistics [NW/ W]	[Valid=393 /-] [Invalid=0 /-]

Value	Label	Cases	Percentage
0	不重要	4	1.0%
1	重要	387	98.5%
9	遺漏值	2	0.5%

Warning: these figures indicate the number of cases found in the data file. They cannot be interpreted as summary statistics of the population of interest.

a2.1: 照顧中心/據點的設施設備是完善的-同意程度

Information	[Type= discrete] [Format=numeric] [Range= 1-9] [Missing=*]
Statistics [NW/ W]	[Valid=393 /-] [Invalid=0 /-]

Value	Label	Cases	Percentage
1	非常不同意	1	0.3%
2	不同意	4	1.0%
3	普通	28	7.1%
4	同意	203	51.7%
5	非常同意	155	39.4%
9	遺漏值	2	0.5%

Warning: these figures indicate the number of cases found in the data file. They cannot be interpreted as summary statistics of the population of interest.

a2.2: 照顧中心/據點的活動環境是安全的-同意程度

Information	[Type= discrete] [Format=numeric] [Range= 1-9] [Missing=*]
Statistics [NW/ W]	[Valid=393 /-] [Invalid=0 /-]

Value	Label	Cases	Percentage
1	非常不同意	0	
2	不同意	2	0.5%
3	普通	20	5.1%
4	同意	187	47.6%
5	非常同意	181	46.1%
9	遺漏值	3	0.8%

Warning: these figures indicate the number of cases found in the data file. They cannot be interpreted as summary statistics of the population of interest.



a2.3: 照顧中心/據點的位置是靠近住家的(或方便到達)-同意程度

Information	[Type= discrete] [Format=numeric] [Range= 1-9] [Missing=*]
Statistics [NW/ W]	[Valid=393 /-] [Invalid=0 /-]

Value	Label	Cases	Percentage
1	非常不同意	12	3.1%
2	不同意	17	4.3%

File : data_1







a2.3: 照顧中心/據點的位置是靠近住家的(或方便到達)-同意程度

Value	Label	Cases	Percentage
3	普通	38	 9.7%
4	同意	181	 46.1%
5	非常同意	142	 36.1%
9	遺漏值	3	 0.8%

Warning: these figures indicate the number of cases found in the data file. They cannot be interpreted as summary statistics of the population of interest.

a2.4: 照顧中心/據點的員工是友善的-同意程度







Information	[Type= discrete] [Format=numeric] [Range= 1-9] [Missing=*]
Statistics [NW/ W]	[Valid=393 /-] [Invalid=0 /-]

Value	Label	Cases	Percentage
1	非常不同意	1	 0.3%
2	不同意	2	 0.5%
3	普通	9	 2.3%
4	同意	180	 45.8%
5	非常同意	199	 50.6%
9	遺漏值	2	 0.5%

Warning: these figures indicate the number of cases found in the data file. They cannot be interpreted as summary statistics of the population of interest.

a2.5: 照顧中心/據點的員工是具備專業技術/知識的-同意程度






Information	[Type= discrete] [Format=numeric] [Range= 1-9] [Missing=*]
Statistics [NW/ W]	[Valid=393 /-] [Invalid=0 /-]

Value	Label	Cases	Percentage
1	非常不同意	1	 0.3%
2	不同意	2	 0.5%
3	普通	44	 11.2%
4	同意	193	 49.1%
5	非常同意	151	 38.4%
9	遺漏值	2	 0.5%

Warning: these figures indicate the number of cases found in the data file. They cannot be interpreted as summary statistics of the population of interest.

a2.6: 照顧中心/據點的員工是穩定的(不會經常變動)-同意程度

Information	[Type= discrete] [Format=numeric] [Range= 1-9] [Missing=*]
Statistics [NW/ W]	[Valid=393 /-] [Invalid=0 /-]

Value	Label	Cases	Percentage
1	非常不同意	0	
2	不同意	8	 2.0%
3	普通	16	 4.1%
4	同意	183	 46.6%
5	非常同意	184	 46.8%
9	遺漏值	2	 0.5%

Warning: these figures indicate the number of cases found in the data file. They cannot be interpreted as summary statistics of the population of interest.

a2.7: 照顧中心/據點的員工能用簡單易懂的語言與我/家人交談-同意程度

Information	[Type= discrete] [Format=numeric] [Range= 1-9] [Missing=*]
Statistics [NW/ W]	[Valid=393 /-] [Invalid=0 /-]

File : data_1

a2.7: 照顧中心/據點的員工能用簡單易懂的語言與我/家人交談-同意程度

Value	Label	Cases	Percentage
1	非常不同意	0	
2	不同意	4	1.0%
3	普通	25	6.4%
4	同意	197	50.1%
5	非常同意	165	42.0%
9	遺漏值	2	0.5%

Warning: these figures indicate the number of cases found in the data file. They cannot be interpreted as summary statistics of the population of interest.

a2.8: 照顧中心/據點的員工能尊重我/家人的需求-同意程度

Information	[Type= discrete] [Format=numeric] [Range= 1-9] [Missing=*]
Statistics [NW/ W]	[Valid=393 /-] [Invalid=0 /-]

Value	Label	Cases	Percentage
1	非常不同意	0	
2	不同意	5	1.3%
3	普通	32	8.1%
4	同意	211	53.7%
5	非常同意	143	36.4%
9	遺漏值	2	0.5%

Warning: these figures indicate the number of cases found in the data file. They cannot be interpreted as summary statistics of the population of interest.

a2.9: 照顧中心/據點的員工會關心我/家人的需求-同意程度

Information	[Type= discrete] [Format=numeric] [Range= 1-9] [Missing=*]
Statistics [NW/ W]	[Valid=393 /-] [Invalid=0 /-]

Value	Label	Cases	Percentage
1	非常不同意	6	1.5%
2	不同意	7	1.8%
3	普通	30	7.6%
4	同意	187	47.6%
5	非常同意	160	40.7%
9	遺漏值	3	0.8%

Warning: these figures indicate the number of cases found in the data file. They cannot be interpreted as summary statistics of the population of interest.

a2.10: 照顧中心/據點的員工能維護我/家人個人的隱私-同意程度

Information	[Type= discrete] [Format=numeric] [Range= 1-9] [Missing=*]
Statistics [NW/ W]	[Valid=393 /-] [Invalid=0 /-]







Value	Label	Cases	Percentage
1	非常不同意	2	0.5%
2	不同意	3	0.8%
3	普通	44	11.2%
4	同意	203	51.7%
5	非常同意	139	35.4%
9	遺漏值	2	0.5%

Warning: these figures indicate the number of cases found in the data file. They cannot be interpreted as summary statistics of the population of interest.

File : data_1

a2.11: 照顧中心/據點能提供充分的訊息給我/家人-同意程度







Information	[Type= discrete] [Format=numeric] [Range= 1-9] [Missing=*]
Statistics [NW/ W]	[Valid=393 /-] [Invalid=0 /-]

Value	Label	Cases	Percentage
1	非常不同意	21	 5.3%
2	不同意	29	 7.4%
3	普通	43	 10.9%
4	同意	202	 51.4%
5	非常同意	96	 24.4%
9	遺漏值	2	 0.5%

Warning: these figures indicate the number of cases found in the data file. They cannot be interpreted as summary statistics of the population of interest.

a2.12: 照顧中心/據點會與我/家人討論服務的狀況-同意程度







Information	[Type= discrete] [Format=numeric] [Range= 1-9] [Missing=*]
Statistics [NW/ W]	[Valid=393 /-] [Invalid=0 /-]

Value	Label	Cases	Percentage
1	非常不同意	27	 6.9%
2	不同意	32	 8.1%
3	普通	61	 15.5%
4	同意	193	 49.1%
5	非常同意	77	 19.6%
9	遺漏值	3	 0.8%

Warning: these figures indicate the number of cases found in the data file. They cannot be interpreted as summary statistics of the population of interest.

a2.13: 照顧中心/據點能夠提供多元彈性的服務給我/家人選擇-同意程度







Information	[Type= discrete] [Format=numeric] [Range= 1-9] [Missing=*]
Statistics [NW/ W]	[Valid=393 /-] [Invalid=0 /-]

Value	Label	Cases	Percentage
1	非常不同意	4	 1.0%
2	不同意	12	 3.1%
3	普通	68	 17.3%
4	同意	198	 50.4%
5	非常同意	109	 27.7%
9	遺漏值	2	 0.5%

Warning: these figures indicate the number of cases found in the data file. They cannot be interpreted as summary statistics of the population of interest.

a2.14: 照顧中心/據點的服務收費是我/家人可以負擔得起-同意程度

Information	[Type= discrete] [Format=numeric] [Range= 1-9] [Missing=*]
Statistics [NW/ W]	[Valid=393 /-] [Invalid=0 /-]

Value	Label	Cases	Percentage
1	非常不同意	1	 0.3%
2	不同意	6	 1.5%
3	普通	69	 17.6%
4	同意	165	 42.0%
5	非常同意	150	 38.2%
9	遺漏值	2	 0.5%

File : data_1

a2.14: 照顧中心/據點的服務收費是我/家人可以負擔得起-同意程度

Warning: these figures indicate the number of cases found in the data file. They cannot be interpreted as summary statistics of the population of interest.

a2.15: 只要符合資格者皆可公平的使用照顧中心/據點的服務-同意程度

Information [Type= discrete] [Format=numeric] [Range= 1-9] [Missing=*]

Statistics [NW/ W] [Valid=393 /-] [Invalid=0 /-]

Value	Label	Cases	Percentage
1	非常不同意	1	0.3%
2	不同意	0	
3	普通	39	9.9%
4	同意	233	59.3%
5	非常同意	120	30.5%
9	遺漏值	0	

Warning: these figures indicate the number of cases found in the data file. They cannot be interpreted as summary statistics of the population of interest.

a2.16: 照顧中心/據點提供的服務是可靠的-同意程度

Information [Type= discrete] [Format=numeric] [Range= 1-9] [Missing=*]

Statistics [NW/ W] [Valid=393 /-] [Invalid=0 /-]

Value	Label	Cases	Percentage
1	非常不同意	1	0.3%
2	不同意	0	
3	普通	34	8.7%
4	同意	219	55.7%
5	非常同意	138	35.1%
9	遺漏值	1	0.3%

Warning: these figures indicate the number of cases found in the data file. They cannot be interpreted as summary statistics of the population of interest.

a2.17: 照顧中心/據點服務項目是我所需要的-同意程度

Information [Type= discrete] [Format=numeric] [Range= 1-9] [Missing=*]

Statistics [NW/ W] [Valid=393 /-] [Invalid=0 /-]

Value	Label	Cases	Percentage
1	非常不同意	2	0.5%
2	不同意	6	1.5%
3	普通	33	8.4%
4	同意	203	51.7%
5	非常同意	148	37.7%
9	遺漏值	1	0.3%

Warning: these figures indicate the number of cases found in the data file. They cannot be interpreted as summary statistics of the population of interest.

a2.18: 照顧中心/據點的經營能以節約的方式提供服務-同意程度

Information [Type= discrete] [Format=numeric] [Range= 1-9] [Missing=*]

Statistics [NW/ W] [Valid=393 /-] [Invalid=0 /-]

Value	Label	Cases	Percentage
1	非常不同意	0	
2	不同意	4	1.0%
3	普通	33	8.4%
4	同意	227	57.8%

File : data_1

a2.18: 照顧中心/據點的經營能以節約的方式提供服務-同意程度

Value	Label	Cases	Percentage
5	非常同意	129	32.8%
9	遺漏值	0	

Warning: these figures indicate the number of cases found in the data file. They cannot be interpreted as summary statistics of the population of interest.

a2.19: 照顧中心/據點提供的服務能夠善用資源/經費的-同意程度

Information	[Type= discrete] [Format=numeric] [Range= 1-9] [Missing=*]
Statistics [NW/ W]	[Valid=393 /-] [Invalid=0 /-]

Value	Label	Cases	Percentage
1	非常不同意	0	
2	不同意	2	0.5%
3	普通	37	9.4%
4	同意	222	56.5%
5	非常同意	132	33.6%
9	遺漏值	0	

Warning: these figures indicate the number of cases found in the data file. They cannot be interpreted as summary statistics of the population of interest.

a2.20: 照顧中心/據點提供的服務能提昇我/家人的生活品質-同意程度

Information	[Type= discrete] [Format=numeric] [Range= 1-9] [Missing=*]
Statistics [NW/ W]	[Valid=393 /-] [Invalid=0 /-]

Value	Label	Cases	Percentage
1	非常不同意	1	0.3%
2	不同意	8	2.0%
3	普通	69	17.6%
4	同意	185	47.1%
5	非常同意	130	33.1%
9	遺漏值	0	

Warning: these figures indicate the number of cases found in the data file. They cannot be interpreted as summary statistics of the population of interest.

b1.1: 服務使用前-我的所得可以維持基本生活所需

Information	[Type= discrete] [Format=numeric] [Range= 1-9] [Missing=*]
Statistics [NW/ W]	[Valid=393 /-] [Invalid=0 /-]

Value	Label	Cases	Percentage
1	非常不同意	7	1.8%
2	不同意	29	7.4%
3	普通	71	18.1%
4	同意	229	58.3%
5	非常同意	57	14.5%
9	遺漏值	0	

Warning: these figures indicate the number of cases found in the data file. They cannot be interpreted as summary statistics of the population of interest.

b1.2: 服務使用前-我可以獲得適當的健康照顧

Information	[Type= discrete] [Format=numeric] [Range= 1-9] [Missing=*]
Statistics [NW/ W]	[Valid=393 /-] [Invalid=0 /-]

Value	Label	Cases	Percentage
1	非常不同意	1	0.3%

File : data_1

b1.2: 服務使用前-我可以獲得適當的健康照顧

Value	Label	Cases	Percentage
2	不同意	13	<div><div></div></div> 3.3%
3	普通	72	<div><div></div></div> 18.3%
4	同意	237	<div><div></div></div> 60.3%
5	非常同意	70	<div><div></div></div> 17.8%
9	遺漏值	0	

Warning: these figures indicate the number of cases found in the data file. They cannot be interpreted as summary statistics of the population of interest.

b1.3: 服務使用前-我可以獲得適當的生活照顧

Information	[Type= discrete] [Format=numeric] [Range= 1-9] [Missing=*]
Statistics [NW/ W]	[Valid=393 /-] [Invalid=0 /-]

Value	Label	Cases	Percentage
1	非常不同意	1	<div><div></div></div> 0.3%
2	不同意	9	<div><div></div></div> 2.3%
3	普通	69	<div><div></div></div> 17.6%
4	同意	243	<div><div></div></div> 61.8%
5	非常同意	71	<div><div></div></div> 18.1%
9	遺漏值	0	

Warning: these figures indicate the number of cases found in the data file. They cannot be interpreted as summary statistics of the population of interest.

b1.4: 服務使用前-我可以自在地居住在自己的家裡

Information	[Type= discrete] [Format=numeric] [Range= 1-9] [Missing=*]
Statistics [NW/ W]	[Valid=393 /-] [Invalid=0 /-]

Value	Label	Cases	Percentage
1	非常不同意	1	<div><div></div></div> 0.3%
2	不同意	6	<div><div></div></div> 1.5%
3	普通	28	<div><div></div></div> 7.1%
4	同意	210	<div><div></div></div> 53.4%
5	非常同意	148	<div><div></div></div> 37.7%
9	遺漏值	0	

Warning: these figures indicate the number of cases found in the data file. They cannot be interpreted as summary statistics of the population of interest.

b1.5: 服務使用前-我可以自在地參與社區的活動(如：宗教活動、傳統習俗)

Information	[Type= discrete] [Format=numeric] [Range= 1-9] [Missing=*]
Statistics [NW/ W]	[Valid=393 /-] [Invalid=0 /-]

Value	Label	Cases	Percentage
1	非常不同意	16	<div><div></div></div> 4.1%
2	不同意	38	<div><div></div></div> 9.7%
3	普通	66	<div><div></div></div> 16.8%
4	同意	171	<div><div></div></div> 43.5%
5	非常同意	102	<div><div></div></div> 26.0%
9	遺漏值	0	

Warning: these figures indicate the number of cases found in the data file. They cannot be interpreted as summary statistics of the population of interest.

b1.6: 服務使用前-我可以自由地表達自己的想法

Information	[Type= discrete] [Format=numeric] [Range= 1-9] [Missing=*]
-------------	------------------------------------------------------------

File : data_1

b1.6: 服務使用前-我可以自由地表達自己的想法

Statistics [NW/ W] [Valid=393 /-] [Invalid=0 /-]

Value	Label	Cases	Percentage
1	非常不同意	1	0.3%
2	不同意	14	3.6%
3	普通	45	11.5%
4	同意	230	58.5%
5	非常同意	103	26.2%
9	遺漏值	0	

Warning: these figures indicate the number of cases found in the data file. They cannot be interpreted as summary statistics of the population of interest.

b1.7: 服務使用前-我可以選擇自己想要的生活方式

Information [Type= discrete] [Format=numeric] [Range= 1-9] [Missing=*]

Statistics [NW/ W] [Valid=393 /-] [Invalid=0 /-]

Value	Label	Cases	Percentage
1	非常不同意	1	0.3%
2	不同意	15	3.8%
3	普通	60	15.3%
4	同意	224	57.0%
5	非常同意	92	23.4%
9	遺漏值	1	0.3%

Warning: these figures indicate the number of cases found in the data file. They cannot be interpreted as summary statistics of the population of interest.

b1.8: 服務使用前-我有學習新事務的機會/管道

Information [Type= discrete] [Format=numeric] [Range= 1-9] [Missing=*]

Statistics [NW/ W] [Valid=393 /-] [Invalid=0 /-]

Value	Label	Cases	Percentage
1	非常不同意	28	7.1%
2	不同意	83	21.1%
3	普通	124	31.6%
4	同意	130	33.1%
5	非常同意	28	7.1%
9	遺漏值	0	

Warning: these figures indicate the number of cases found in the data file. They cannot be interpreted as summary statistics of the population of interest.

# b1.9: 服務使用前-我可以過著安全的生活(免於剝削和身體或精神的虐待)			
Information	[Type= discrete] [Format=numeric] [Range= 1-9] [Missing=*]		
Statistics [NW/ W]	[Valid=393 /-] [Invalid=0 /-]		
Value	Label	Cases	Percentage
1	非常不同意	0	
2	不同意	4	1.0%
3	普通	35	8.9%
4	同意	211	53.7%
5	非常同意	143	36.4%
9	遺漏值	0	
Warning: these figures indicate the number of cases found in the data file. They cannot be interpreted as summary statistics of the population of interest.			
# b1.10: 服務使用前-我可以享有個人的隱私權			
Information	[Type= discrete] [Format=numeric] [Range= 1-9] [Missing=*]		
Statistics [NW/ W]	[Valid=393 /-] [Invalid=0 /-]		
Value	Label	Cases	Percentage
1	非常不同意	0	
2	不同意	6	1.5%
3	普通	64	16.3%
4	同意	199	50.6%
5	非常同意	124	31.6%
9	遺漏值	0	
Warning: these figures indicate the number of cases found in the data file. They cannot be interpreted as summary statistics of the population of interest.			
# b1.11: 服務使用前-我能夠獲得他人/社會公平的對待			
Information	[Type= discrete] [Format=numeric] [Range= 1-9] [Missing=*]		
Statistics [NW/ W]	[Valid=393 /-] [Invalid=0 /-]		
Value	Label	Cases	Percentage
1	非常不同意	1	0.3%
2	不同意	6	1.5%
3	普通	54	13.7%
4	同意	223	56.7%
5	非常同意	109	27.7%
9	遺漏值	0	
Warning: these figures indicate the number of cases found in the data file. They cannot be interpreted as summary statistics of the population of interest.			
# b1.12: 服務使用前-我有責任維持自己的身心健康			
Information	[Type= discrete] [Format=numeric] [Range= 1-9] [Missing=*]		
Statistics [NW/ W]	[Valid=393 /-] [Invalid=0 /-]		
Value	Label	Cases	Percentage
1	非常不同意	0	
2	不同意	6	1.5%
3	普通	43	10.9%
4	同意	197	50.1%
5	非常同意	147	37.4%
9	遺漏值	0	
Warning: these figures indicate the number of cases found in the data file. They cannot be interpreted as summary statistics of the population of interest.			

# b1.13: 服務使用前-我可以照顧好自己的身心健康			
Information	[Type= discrete] [Format=numeric] [Range= 1-9] [Missing=*]		
Statistics [NW/ W]	[Valid=393 /-] [Invalid=0 /-]		
Value	Label	Cases	Percentage
1	非常不同意	1	0.3%
2	不同意	10	2.5%
3	普通	61	15.5%
4	同意	213	54.2%
5	非常同意	108	27.5%
9	遺漏值	0	
Warning: these figures indicate the number of cases found in the data file. They cannot be interpreted as summary statistics of the population of interest.			
# b1.14: 服務使用前-我有責任維持個人經濟上的自立自主			
Information	[Type= discrete] [Format=numeric] [Range= 1-9] [Missing=*]		
Statistics [NW/ W]	[Valid=393 /-] [Invalid=0 /-]		
Value	Label	Cases	Percentage
1	非常不同意	29	7.4%
2	不同意	47	12.0%
3	普通	99	25.2%
4	同意	162	41.2%
5	非常同意	56	14.2%
9	遺漏值	0	
Warning: these figures indicate the number of cases found in the data file. They cannot be interpreted as summary statistics of the population of interest.			
# b1.15: 服務使用前-我可以維持個人經濟上的自立自主			
Information	[Type= discrete] [Format=numeric] [Range= 1-9] [Missing=*]		
Statistics [NW/ W]	[Valid=393 /-] [Invalid=0 /-]		
Value	Label	Cases	Percentage
1	非常不同意	34	8.7%
2	不同意	55	14.0%
3	普通	96	24.4%
4	同意	157	39.9%
5	非常同意	51	13.0%
9	遺漏值	0	
Warning: these figures indicate the number of cases found in the data file. They cannot be interpreted as summary statistics of the population of interest.			
# b1.16: 服務使用前-我有責任維持家庭的經濟收入			
Information	[Type= discrete] [Format=numeric] [Range= 1-9] [Missing=*]		
Statistics [NW/ W]	[Valid=393 /-] [Invalid=0 /-]		
Value	Label	Cases	Percentage
1	非常不同意	41	10.4%
2	不同意	73	18.6%
3	普通	109	27.7%
4	同意	128	32.6%
5	非常同意	42	10.7%
9	遺漏值	0	
Warning: these figures indicate the number of cases found in the data file. They cannot be interpreted as summary statistics of the population of interest.			

# b1.17: 服務使用前-我對家庭的經濟是有貢獻的			
Information	[Type= discrete] [Format=numeric] [Range= 1-9] [Missing=*]		
Statistics [NW/ W]	[Valid=393 /-] [Invalid=0 /-]		
Value	Label	Cases	Percentage
1	非常不同意	31	<div><div></div></div> 7.9%
2	不同意	71	<div><div></div></div> 18.1%
3	普通	106	<div><div></div></div> 27.0%
4	同意	142	<div><div></div></div> 36.1%
5	非常同意	43	<div><div></div></div> 10.9%
9	遺漏值	0	
Warning: these figures indicate the number of cases found in the data file. They cannot be interpreted as summary statistics of the population of interest.			
# b1.18: 服務使用前-我有責任讓家庭生活變得更好			
Information	[Type= discrete] [Format=numeric] [Range= 1-9] [Missing=*]		
Statistics [NW/ W]	[Valid=393 /-] [Invalid=0 /-]		
Value	Label	Cases	Percentage
1	非常不同意	9	<div><div></div></div> 2.3%
2	不同意	29	<div><div></div></div> 7.4%
3	普通	98	<div><div></div></div> 24.9%
4	同意	191	<div><div></div></div> 48.6%
5	非常同意	66	<div><div></div></div> 16.8%
9	遺漏值	0	
Warning: these figures indicate the number of cases found in the data file. They cannot be interpreted as summary statistics of the population of interest.			
# b1.19: 服務使用前-我對家庭生活是有貢獻的			
Information	[Type= discrete] [Format=numeric] [Range= 1-9] [Missing=*]		
Statistics [NW/ W]	[Valid=393 /-] [Invalid=0 /-]		
Value	Label	Cases	Percentage
1	非常不同意	10	<div><div></div></div> 2.5%
2	不同意	35	<div><div></div></div> 8.9%
3	普通	98	<div><div></div></div> 24.9%
4	同意	188	<div><div></div></div> 47.8%
5	非常同意	62	<div><div></div></div> 15.8%
9	遺漏值	0	
Warning: these figures indicate the number of cases found in the data file. They cannot be interpreted as summary statistics of the population of interest.			
# b1.20: 服務使用前-我有責任讓社區變得更好			
Information	[Type= discrete] [Format=numeric] [Range= 1-9] [Missing=*]		
Statistics [NW/ W]	[Valid=393 /-] [Invalid=0 /-]		
Value	Label	Cases	Percentage
1	非常不同意	15	<div><div></div></div> 3.8%
2	不同意	55	<div><div></div></div> 14.0%
3	普通	154	<div><div></div></div> 39.2%
4	同意	142	<div><div></div></div> 36.1%
5	非常同意	27	<div><div></div></div> 6.9%
9	遺漏值	0	
Warning: these figures indicate the number of cases found in the data file. They cannot be interpreted as summary statistics of the population of interest.			

# b1.21: 服務使用前-我對社區是有貢獻的			
Information	[Type= discrete] [Format=numeric] [Range= 1-9] [Missing=*]		
Statistics [NW/ W]	[Valid=393 /-] [Invalid=0 /-]		
Value	Label	Cases	Percentage
1	非常不同意	25	<div><div></div></div> 6.4%
2	不同意	71	<div><div></div></div> 18.1%
3	普通	140	<div><div></div></div> 35.6%
4	同意	129	<div><div></div></div> 32.8%
5	非常同意	28	<div><div></div></div> 7.1%
9	遺漏值	0	
Warning: these figures indicate the number of cases found in the data file. They cannot be interpreted as summary statistics of the population of interest.			
# b1.22: 服務使用前-我有責任讓社會變得更美好			
Information	[Type= discrete] [Format=numeric] [Range= 1-9] [Missing=*]		
Statistics [NW/ W]	[Valid=393 /-] [Invalid=0 /-]		
Value	Label	Cases	Percentage
1	非常不同意	19	<div><div></div></div> 4.8%
2	不同意	57	<div><div></div></div> 14.5%
3	普通	163	<div><div></div></div> 41.5%
4	同意	118	<div><div></div></div> 30.0%
5	非常同意	36	<div><div></div></div> 9.2%
9	遺漏值	0	
Warning: these figures indicate the number of cases found in the data file. They cannot be interpreted as summary statistics of the population of interest.			
# b1.23: 服務使用前-我對社會是有貢獻的			
Information	[Type= discrete] [Format=numeric] [Range= 1-9] [Missing=*]		
Statistics [NW/ W]	[Valid=393 /-] [Invalid=0 /-]		
Value	Label	Cases	Percentage
1	非常不同意	24	<div><div></div></div> 6.1%
2	不同意	79	<div><div></div></div> 20.1%
3	普通	144	<div><div></div></div> 36.6%
4	同意	116	<div><div></div></div> 29.5%
5	非常同意	30	<div><div></div></div> 7.6%
9	遺漏值	0	
Warning: these figures indicate the number of cases found in the data file. They cannot be interpreted as summary statistics of the population of interest.			
# b2.1: 服務使用後-我的所得可以維持基本生活所需			
Information	[Type= discrete] [Format=numeric] [Range= 1-9] [Missing=*]		
Statistics [NW/ W]	[Valid=393 /-] [Invalid=0 /-]		
Value	Label	Cases	Percentage
1	非常不同意	14	<div><div></div></div> 3.6%
2	不同意	35	<div><div></div></div> 8.9%
3	普通	62	<div><div></div></div> 15.8%
4	同意	224	<div><div></div></div> 57.0%
5	非常同意	58	<div><div></div></div> 14.8%
9	遺漏值	0	
Warning: these figures indicate the number of cases found in the data file. They cannot be interpreted as summary statistics of the population of interest.			

# b2.2: 服務使用後-我可以獲得適當的健康照顧			
Information	[Type= discrete] [Format=numeric] [Range= 1-9] [Missing=*]		
Statistics [NW/ W]	[Valid=393 /-] [Invalid=0 /-]		
Value	Label	Cases	Percentage
1	非常不同意	1	0.3%
2	不同意	6	1.5%
3	普通	31	7.9%
4	同意	212	53.9%
5	非常同意	143	36.4%
9	遺漏值	0	
Warning: these figures indicate the number of cases found in the data file. They cannot be interpreted as summary statistics of the population of interest.			
# b2.3: 服務使用後-我可以獲得適當的生活照顧			
Information	[Type= discrete] [Format=numeric] [Range= 1-9] [Missing=*]		
Statistics [NW/ W]	[Valid=393 /-] [Invalid=0 /-]		
Value	Label	Cases	Percentage
1	非常不同意	1	0.3%
2	不同意	5	1.3%
3	普通	31	7.9%
4	同意	218	55.5%
5	非常同意	138	35.1%
9	遺漏值	0	
Warning: these figures indicate the number of cases found in the data file. They cannot be interpreted as summary statistics of the population of interest.			
# b2.4: 服務使用後-我可以自在地居住在自己的家裡			
Information	[Type= discrete] [Format=numeric] [Range= 1-9] [Missing=*]		
Statistics [NW/ W]	[Valid=393 /-] [Invalid=0 /-]		
Value	Label	Cases	Percentage
1	非常不同意	3	0.8%
2	不同意	5	1.3%
3	普通	16	4.1%
4	同意	212	53.9%
5	非常同意	157	39.9%
9	遺漏值	0	
Warning: these figures indicate the number of cases found in the data file. They cannot be interpreted as summary statistics of the population of interest.			
# b2.5: 服務使用後-我可以自在地參與社區的活動(如：宗教活動、傳統習俗)			
Information	[Type= discrete] [Format=numeric] [Range= 1-9] [Missing=*]		
Statistics [NW/ W]	[Valid=393 /-] [Invalid=0 /-]		
Value	Label	Cases	Percentage
1	非常不同意	19	4.8%
2	不同意	45	11.5%
3	普通	67	17.0%
4	同意	161	41.0%
5	非常同意	101	25.7%
9	遺漏值	0	
Warning: these figures indicate the number of cases found in the data file. They cannot be interpreted as summary statistics of the population of interest.			

# b2.6: 服務使用後-我可以自由地表達自己的想法			
Information	[Type= discrete] [Format=numeric] [Range= 1-9] [Missing=*]		
Statistics [NW/ W]	[Valid=393 /-] [Invalid=0 /-]		
Value	Label	Cases	Percentage
1	非常不同意	1	0.3%
2	不同意	10	2.5%
3	普通	39	9.9%
4	同意	224	57.0%
5	非常同意	117	29.8%
9	遺漏值	2	0.5%
Warning: these figures indicate the number of cases found in the data file. They cannot be interpreted as summary statistics of the population of interest.			
# b2.7: 服務使用後-我可以選擇自己想要的生活方式			
Information	[Type= discrete] [Format=numeric] [Range= 1-9] [Missing=*]		
Statistics [NW/ W]	[Valid=393 /-] [Invalid=0 /-]		
Value	Label	Cases	Percentage
1	非常不同意	7	1.8%
2	不同意	28	7.1%
3	普通	54	13.7%
4	同意	214	54.5%
5	非常同意	88	22.4%
9	遺漏值	2	0.5%
Warning: these figures indicate the number of cases found in the data file. They cannot be interpreted as summary statistics of the population of interest.			
# b2.8: 服務使用後-我有學習新事務的機會/管道			
Information	[Type= discrete] [Format=numeric] [Range= 1-9] [Missing=*]		
Statistics [NW/ W]	[Valid=393 /-] [Invalid=0 /-]		
Value	Label	Cases	Percentage
1	非常不同意	10	2.5%
2	不同意	18	4.6%
3	普通	52	13.2%
4	同意	217	55.2%
5	非常同意	96	24.4%
9	遺漏值	0	
Warning: these figures indicate the number of cases found in the data file. They cannot be interpreted as summary statistics of the population of interest.			
# b2.9: 服務使用後-我可以過著安全的生活(免於剝削和身體或精神的虐待)			
Information	[Type= discrete] [Format=numeric] [Range= 1-9] [Missing=*]		
Statistics [NW/ W]	[Valid=393 /-] [Invalid=0 /-]		
Value	Label	Cases	Percentage
1	非常不同意	1	0.3%
2	不同意	4	1.0%
3	普通	36	9.2%
4	同意	201	51.1%
5	非常同意	151	38.4%
9	遺漏值	0	
Warning: these figures indicate the number of cases found in the data file. They cannot be interpreted as summary statistics of the population of interest.			

# b2.10: 服務使用後-我可以享有個人的隱私權			
Information	[Type= discrete] [Format=numeric] [Range= 1-9] [Missing=*]		
Statistics [NW/ W]	[Valid=393 /-] [Invalid=0 /-]		
Value	Label	Cases	Percentage
1	非常不同意	0	
2	不同意	7	1.8%
3	普通	55	14.0%
4	同意	203	51.7%
5	非常同意	128	32.6%
9	遺漏值	0	
Warning: these figures indicate the number of cases found in the data file. They cannot be interpreted as summary statistics of the population of interest.			
# b2.11: 服務使用後-我能夠獲得他人/社會公平的對待			
Information	[Type= discrete] [Format=numeric] [Range= 1-9] [Missing=*]		
Statistics [NW/ W]	[Valid=393 /-] [Invalid=0 /-]		
Value	Label	Cases	Percentage
1	非常不同意	2	0.5%
2	不同意	9	2.3%
3	普通	42	10.7%
4	同意	227	57.8%
5	非常同意	113	28.8%
9	遺漏值	0	
Warning: these figures indicate the number of cases found in the data file. They cannot be interpreted as summary statistics of the population of interest.			
# b2.12: 服務使用後-我有責任維持自己的身心健康			
Information	[Type= discrete] [Format=numeric] [Range= 1-9] [Missing=*]		
Statistics [NW/ W]	[Valid=393 /-] [Invalid=0 /-]		
Value	Label	Cases	Percentage
1	非常不同意	0	
2	不同意	9	2.3%
3	普通	40	10.2%
4	同意	186	47.3%
5	非常同意	158	40.2%
9	遺漏值	0	
Warning: these figures indicate the number of cases found in the data file. They cannot be interpreted as summary statistics of the population of interest.			
# b2.13: 服務使用後-我可以照顧好自己的身心健康			
Information	[Type= discrete] [Format=numeric] [Range= 1-9] [Missing=*]		
Statistics [NW/ W]	[Valid=393 /-] [Invalid=0 /-]		
Value	Label	Cases	Percentage
1	非常不同意	6	1.5%
2	不同意	24	6.1%
3	普通	60	15.3%
4	同意	200	50.9%
5	非常同意	102	26.0%
9	遺漏值	1	0.3%
Warning: these figures indicate the number of cases found in the data file. They cannot be interpreted as summary statistics of the population of interest.			

# b2.14: 服務使用後-我有責任維持個人經濟上的自立自主			
Information	[Type= discrete] [Format=numeric] [Range= 1-9] [Missing=*]		
Statistics [NW/ W]	[Valid=393 /-] [Invalid=0 /-]		
Value	Label	Cases	Percentage
1	非常不同意	48	<div><div></div></div> 12.2%
2	不同意	60	<div><div></div></div> 15.3%
3	普通	95	<div><div></div></div> 24.2%
4	同意	150	<div><div></div></div> 38.2%
5	非常同意	40	<div><div></div></div> 10.2%
9	遺漏值	0	
Warning: these figures indicate the number of cases found in the data file. They cannot be interpreted as summary statistics of the population of interest.			
# b2.15: 服務使用後-我可以維持個人經濟上的自立自主			
Information	[Type= discrete] [Format=numeric] [Range= 1-9] [Missing=*]		
Statistics [NW/ W]	[Valid=393 /-] [Invalid=0 /-]		
Value	Label	Cases	Percentage
1	非常不同意	56	<div><div></div></div> 14.2%
2	不同意	69	<div><div></div></div> 17.6%
3	普通	90	<div><div></div></div> 22.9%
4	同意	140	<div><div></div></div> 35.6%
5	非常同意	38	<div><div></div></div> 9.7%
9	遺漏值	0	
Warning: these figures indicate the number of cases found in the data file. They cannot be interpreted as summary statistics of the population of interest.			
# b2.16: 服務使用後-我有責任維持家庭的經濟收入			
Information	[Type= discrete] [Format=numeric] [Range= 1-9] [Missing=*]		
Statistics [NW/ W]	[Valid=393 /-] [Invalid=0 /-]		
Value	Label	Cases	Percentage
1	非常不同意	56	<div><div></div></div> 14.2%
2	不同意	101	<div><div></div></div> 25.7%
3	普通	126	<div><div></div></div> 32.1%
4	同意	84	<div><div></div></div> 21.4%
5	非常同意	26	<div><div></div></div> 6.6%
9	遺漏值	0	
Warning: these figures indicate the number of cases found in the data file. They cannot be interpreted as summary statistics of the population of interest.			
# b2.17: 服務使用後-我對家庭的經濟是有貢獻的			
Information	[Type= discrete] [Format=numeric] [Range= 1-9] [Missing=*]		
Statistics [NW/ W]	[Valid=393 /-] [Invalid=0 /-]		
Value	Label	Cases	Percentage
1	非常不同意	48	<div><div></div></div> 12.2%
2	不同意	94	<div><div></div></div> 23.9%
3	普通	122	<div><div></div></div> 31.0%
4	同意	106	<div><div></div></div> 27.0%
5	非常同意	23	<div><div></div></div> 5.9%
9	遺漏值	0	
Warning: these figures indicate the number of cases found in the data file. They cannot be interpreted as summary statistics of the population of interest.			

# b2.18: 服務使用後-我有責任讓家庭生活變得更好			
Information	[Type= discrete] [Format=numeric] [Range= 1-9] [Missing=*]		
Statistics [NW/ W]	[Valid=393 /-] [Invalid=0 /-]		
Value	Label	Cases	Percentage
1	非常不同意	15	<div><div></div></div> 3.8%
2	不同意	49	<div><div></div></div> 12.5%
3	普通	124	<div><div></div></div> 31.6%
4	同意	153	<div><div></div></div> 38.9%
5	非常同意	52	<div><div></div></div> 13.2%
9	遺漏值	0	
Warning: these figures indicate the number of cases found in the data file. They cannot be interpreted as summary statistics of the population of interest.			
# b2.19: 服務使用後-我對家庭生活是有貢獻的			
Information	[Type= discrete] [Format=numeric] [Range= 1-9] [Missing=*]		
Statistics [NW/ W]	[Valid=393 /-] [Invalid=0 /-]		
Value	Label	Cases	Percentage
1	非常不同意	19	<div><div></div></div> 4.8%
2	不同意	52	<div><div></div></div> 13.2%
3	普通	125	<div><div></div></div> 31.8%
4	同意	147	<div><div></div></div> 37.4%
5	非常同意	50	<div><div></div></div> 12.7%
9	遺漏值	0	
Warning: these figures indicate the number of cases found in the data file. They cannot be interpreted as summary statistics of the population of interest.			
# b2.20: 服務使用後-我有責任讓社區變得更好			
Information	[Type= discrete] [Format=numeric] [Range= 1-9] [Missing=*]		
Statistics [NW/ W]	[Valid=393 /-] [Invalid=0 /-]		
Value	Label	Cases	Percentage
1	非常不同意	17	<div><div></div></div> 4.3%
2	不同意	56	<div><div></div></div> 14.2%
3	普通	145	<div><div></div></div> 36.9%
4	同意	145	<div><div></div></div> 36.9%
5	非常同意	30	<div><div></div></div> 7.6%
9	遺漏值	0	
Warning: these figures indicate the number of cases found in the data file. They cannot be interpreted as summary statistics of the population of interest.			
# b2.21: 服務使用後-我對社區是有貢獻的			
Information	[Type= discrete] [Format=numeric] [Range= 1-9] [Missing=*]		
Statistics [NW/ W]	[Valid=393 /-] [Invalid=0 /-]		
Value	Label	Cases	Percentage
1	非常不同意	25	<div><div></div></div> 6.4%
2	不同意	66	<div><div></div></div> 16.8%
3	普通	137	<div><div></div></div> 34.9%
4	同意	131	<div><div></div></div> 33.3%
5	非常同意	34	<div><div></div></div> 8.7%
9	遺漏值	0	
Warning: these figures indicate the number of cases found in the data file. They cannot be interpreted as summary statistics of the population of interest.			

# b2.22: 服務使用後-我有責任讓社會變得更美好			
Information	[Type= discrete] [Format=numeric] [Range= 1-9] [Missing=*]		
Statistics [NW/ W]	[Valid=393 /-] [Invalid=0 /-]		
Value	Label	Cases	Percentage
1	非常不同意	21	<div><div></div></div> 5.3%
2	不同意	58	<div><div></div></div> 14.8%
3	普通	159	<div><div></div></div> 40.5%
4	同意	117	<div><div></div></div> 29.8%
5	非常同意	38	<div><div></div></div> 9.7%
9	遺漏值	0	
Warning: these figures indicate the number of cases found in the data file. They cannot be interpreted as summary statistics of the population of interest.			
# b2.23: 服務使用後-我對社會是有貢獻的			
Information	[Type= discrete] [Format=numeric] [Range= 1-9] [Missing=*]		
Statistics [NW/ W]	[Valid=393 /-] [Invalid=0 /-]		
Value	Label	Cases	Percentage
1	非常不同意	25	<div><div></div></div> 6.4%
2	不同意	77	<div><div></div></div> 19.6%
3	普通	146	<div><div></div></div> 37.2%
4	同意	111	<div><div></div></div> 28.2%
5	非常同意	34	<div><div></div></div> 8.7%
9	遺漏值	0	
Warning: these figures indicate the number of cases found in the data file. They cannot be interpreted as summary statistics of the population of interest.			
# c1.1: 服務使用前-我相信自己有改變生活的能力			
Information	[Type= discrete] [Format=numeric] [Range= 1-9] [Missing=*]		
Statistics [NW/ W]	[Valid=393 /-] [Invalid=0 /-]		
Value	Label	Cases	Percentage
1	非常不同意	5	<div><div></div></div> 1.3%
2	不同意	53	<div><div></div></div> 13.5%
3	普通	130	<div><div></div></div> 33.1%
4	同意	159	<div><div></div></div> 40.5%
5	非常同意	46	<div><div></div></div> 11.7%
9	遺漏值	0	
Warning: these figures indicate the number of cases found in the data file. They cannot be interpreted as summary statistics of the population of interest.			
# c1.2: 服務使用前-我能夠適應目前的生活環境			
Information	[Type= discrete] [Format=numeric] [Range= 1-9] [Missing=*]		
Statistics [NW/ W]	[Valid=393 /-] [Invalid=0 /-]		
Value	Label	Cases	Percentage
1	非常不同意	1	<div><div></div></div> 0.3%
2	不同意	9	<div><div></div></div> 2.3%
3	普通	66	<div><div></div></div> 16.8%
4	同意	231	<div><div></div></div> 58.8%
5	非常同意	86	<div><div></div></div> 21.9%
9	遺漏值	0	
Warning: these figures indicate the number of cases found in the data file. They cannot be interpreted as summary statistics of the population of interest.			

# c1.3: 服務使用前-我無法對抗年邁/身體缺陷帶來的衝擊			
Information	[Type= discrete] [Format=numeric] [Range= 1-9] [Missing=*]		
Statistics [NW/ W]	[Valid=393 /-] [Invalid=0 /-]		
Value	Label	Cases	Percentage
1	非常不同意	62	<div><div></div></div> 15.8%
2	不同意	139	<div><div></div></div> 35.4%
3	普通	84	<div><div></div></div> 21.4%
4	同意	89	<div><div></div></div> 22.6%
5	非常同意	19	<div><div></div></div> 4.8%
9	遺漏值	0	
Warning: these figures indicate the number of cases found in the data file. They cannot be interpreted as summary statistics of the population of interest.			
# c1.4: 服務使用前-日常生活中，我能夠發揮自己的所長			
Information	[Type= discrete] [Format=numeric] [Range= 1-9] [Missing=*]		
Statistics [NW/ W]	[Valid=393 /-] [Invalid=0 /-]		
Value	Label	Cases	Percentage
1	非常不同意	30	<div><div></div></div> 7.6%
2	不同意	50	<div><div></div></div> 12.7%
3	普通	127	<div><div></div></div> 32.3%
4	同意	146	<div><div></div></div> 37.2%
5	非常同意	40	<div><div></div></div> 10.2%
9	遺漏值	0	
Warning: these figures indicate the number of cases found in the data file. They cannot be interpreted as summary statistics of the population of interest.			
# c1.5: 服務使用前-我有勇氣面對生活中困難的事情			
Information	[Type= discrete] [Format=numeric] [Range= 1-9] [Missing=*]		
Statistics [NW/ W]	[Valid=393 /-] [Invalid=0 /-]		
Value	Label	Cases	Percentage
1	非常不同意	0	
2	不同意	21	<div><div></div></div> 5.3%
3	普通	117	<div><div></div></div> 29.8%
4	同意	192	<div><div></div></div> 48.9%
5	非常同意	63	<div><div></div></div> 16.0%
9	遺漏值	0	
Warning: these figures indicate the number of cases found in the data file. They cannot be interpreted as summary statistics of the population of interest.			
# c1.6: 服務使用前-我可以掌控/主導自己的生活			
Information	[Type= discrete] [Format=numeric] [Range= 1-9] [Missing=*]		
Statistics [NW/ W]	[Valid=393 /-] [Invalid=0 /-]		
Value	Label	Cases	Percentage
1	非常不同意	4	<div><div></div></div> 1.0%
2	不同意	18	<div><div></div></div> 4.6%
3	普通	75	<div><div></div></div> 19.1%
4	同意	208	<div><div></div></div> 52.9%
5	非常同意	88	<div><div></div></div> 22.4%
9	遺漏值	0	
Warning: these figures indicate the number of cases found in the data file. They cannot be interpreted as summary statistics of the population of interest.			

# c1.7: 服務使用前-我覺得我是個沒有用的人			
Information	[Type= discrete] [Format=numeric] [Range= 1-9] [Missing=*]		
Statistics [NW/ W]	[Valid=393 /-] [Invalid=0 /-]		
Value	Label	Cases	Percentage
1	非常不同意	132	<div><div></div></div> 33.6%
2	不同意	171	<div><div></div></div> 43.5%
3	普通	54	<div><div></div></div> 13.7%
4	同意	31	<div><div></div></div> 7.9%
5	非常同意	4	<div><div></div></div> 1.0%
9	遺漏值	1	<div><div></div></div> 0.3%
Warning: these figures indicate the number of cases found in the data file. They cannot be interpreted as summary statistics of the population of interest.			
# c1.8: 服務使用前-我可以採取必要的行動來改善自己的生活			
Information	[Type= discrete] [Format=numeric] [Range= 1-9] [Missing=*]		
Statistics [NW/ W]	[Valid=393 /-] [Invalid=0 /-]		
Value	Label	Cases	Percentage
1	非常不同意	11	<div><div></div></div> 2.8%
2	不同意	41	<div><div></div></div> 10.4%
3	普通	140	<div><div></div></div> 35.6%
4	同意	169	<div><div></div></div> 43.0%
5	非常同意	32	<div><div></div></div> 8.1%
9	遺漏值	0	
Warning: these figures indicate the number of cases found in the data file. They cannot be interpreted as summary statistics of the population of interest.			
# c1.9: 服務使用前-我有權參與自己社區的各項活動			
Information	[Type= discrete] [Format=numeric] [Range= 1-9] [Missing=*]		
Statistics [NW/ W]	[Valid=393 /-] [Invalid=0 /-]		
Value	Label	Cases	Percentage
1	非常不同意	13	<div><div></div></div> 3.3%
2	不同意	32	<div><div></div></div> 8.1%
3	普通	122	<div><div></div></div> 31.0%
4	同意	165	<div><div></div></div> 42.0%
5	非常同意	60	<div><div></div></div> 15.3%
9	遺漏值	1	<div><div></div></div> 0.3%
Warning: these figures indicate the number of cases found in the data file. They cannot be interpreted as summary statistics of the population of interest.			
# c1.10: 服務使用前-與他人意見不同時，我能夠做有效的溝通和協調			
Information	[Type= discrete] [Format=numeric] [Range= 1-9] [Missing=*]		
Statistics [NW/ W]	[Valid=393 /-] [Invalid=0 /-]		
Value	Label	Cases	Percentage
1	非常不同意	0	
2	不同意	12	<div><div></div></div> 3.1%
3	普通	59	<div><div></div></div> 15.0%
4	同意	226	<div><div></div></div> 57.5%
5	非常同意	96	<div><div></div></div> 24.4%
9	遺漏值	0	
Warning: these figures indicate the number of cases found in the data file. They cannot be interpreted as summary statistics of the population of interest.			

# c1.11: 服務使用前-跟他人互動時，我覺得他人能瞭解我的想法/處境			
Information	[Type= discrete] [Format=numeric] [Range= 1-9] [Missing=*]		
Statistics [NW/ W]	[Valid=393 /-] [Invalid=0 /-]		
Value	Label	Cases	Percentage
1	非常不同意	0	
2	不同意	19	<div><div></div></div> 4.8%
3	普通	79	<div><div></div></div> 20.1%
4	同意	216	<div><div></div></div> 55.0%
5	非常同意	79	<div><div></div></div> 20.1%
9	遺漏值	0	
Warning: these figures indicate the number of cases found in the data file. They cannot be interpreted as summary statistics of the population of interest.			
# c1.12: 服務使用前-我能夠獲得所想要的資訊，以增進選擇的機會			
Information	[Type= discrete] [Format=numeric] [Range= 1-9] [Missing=*]		
Statistics [NW/ W]	[Valid=393 /-] [Invalid=0 /-]		
Value	Label	Cases	Percentage
1	非常不同意	14	<div><div></div></div> 3.6%
2	不同意	41	<div><div></div></div> 10.4%
3	普通	120	<div><div></div></div> 30.5%
4	同意	185	<div><div></div></div> 47.1%
5	非常同意	33	<div><div></div></div> 8.4%
9	遺漏值	0	
Warning: these figures indicate the number of cases found in the data file. They cannot be interpreted as summary statistics of the population of interest.			

# c1.13: 服務使用前-我可以和他人分享生活的狀況，並彼此相互支持			
Information	[Type= discrete] [Format=numeric] [Range= 1-9] [Missing=*]		
Statistics [NW/ W]	[Valid=393 /-] [Invalid=0 /-]		
Value	Label	Cases	Percentage
1	非常不同意	8	<div><div></div></div> 2.0%
2	不同意	23	<div><div></div></div> 5.9%
3	普通	86	<div><div></div></div> 21.9%
4	同意	234	<div><div></div></div> 59.5%
5	非常同意	42	<div><div></div></div> 10.7%
9	遺漏值	0	
Warning: these figures indicate the number of cases found in the data file. They cannot be interpreted as summary statistics of the population of interest.			
# c1.14: 服務使用前-當我需要協助時，能夠主動向他人提出			
Information	[Type= discrete] [Format=numeric] [Range= 1-9] [Missing=*]		
Statistics [NW/ W]	[Valid=393 /-] [Invalid=0 /-]		
Value	Label	Cases	Percentage
1	非常不同意	12	<div><div></div></div> 3.1%
2	不同意	58	<div><div></div></div> 14.8%
3	普通	83	<div><div></div></div> 21.1%
4	同意	183	<div><div></div></div> 46.6%
5	非常同意	57	<div><div></div></div> 14.5%
9	遺漏值	0	
Warning: these figures indicate the number of cases found in the data file. They cannot be interpreted as summary statistics of the population of interest.			
# c1.15: 服務使用前-在社區生活中，我有機會表現自己的優勢/專長			
Information	[Type= discrete] [Format=numeric] [Range= 1-9] [Missing=*]		
Statistics [NW/ W]	[Valid=393 /-] [Invalid=0 /-]		
Value	Label	Cases	Percentage
1	非常不同意	42	<div><div></div></div> 10.7%
2	不同意	78	<div><div></div></div> 19.8%
3	普通	124	<div><div></div></div> 31.6%
4	同意	123	<div><div></div></div> 31.3%
5	非常同意	26	<div><div></div></div> 6.6%
9	遺漏值	0	
Warning: these figures indicate the number of cases found in the data file. They cannot be interpreted as summary statistics of the population of interest.			
# c1.16: 服務使用前-在社區生活中，我可以維護自己的利益			
Information	[Type= discrete] [Format=numeric] [Range= 1-9] [Missing=*]		
Statistics [NW/ W]	[Valid=393 /-] [Invalid=0 /-]		
Value	Label	Cases	Percentage
1	非常不同意	6	<div><div></div></div> 1.5%
2	不同意	39	<div><div></div></div> 9.9%
3	普通	177	<div><div></div></div> 45.0%
4	同意	155	<div><div></div></div> 39.4%
5	非常同意	16	<div><div></div></div> 4.1%
9	遺漏值	0	
Warning: these figures indicate the number of cases found in the data file. They cannot be interpreted as summary statistics of the population of interest.			

# c1.17: 服務使用前-我會想要改變社區的環境			
Information	[Type= discrete] [Format=numeric] [Range= 1-9] [Missing=*]		
Statistics [NW/ W]	[Valid=393 /-] [Invalid=0 /-]		
Value	Label	Cases	Percentage
1	非常不同意	71	<div><div></div></div> 18.1%
2	不同意	92	<div><div></div></div> 23.4%
3	普通	112	<div><div></div></div> 28.5%
4	同意	96	<div><div></div></div> 24.4%
5	非常同意	22	<div><div></div></div> 5.6%
9	遺漏值	0	
Warning: these figures indicate the number of cases found in the data file. They cannot be interpreted as summary statistics of the population of interest.			
# c1.18: 服務使用前-我相信透過參加集體行動，可以改善社區的問題			
Information	[Type= discrete] [Format=numeric] [Range= 1-9] [Missing=*]		
Statistics [NW/ W]	[Valid=393 /-] [Invalid=0 /-]		
Value	Label	Cases	Percentage
1	非常不同意	28	<div><div></div></div> 7.1%
2	不同意	51	<div><div></div></div> 13.0%
3	普通	148	<div><div></div></div> 37.7%
4	同意	134	<div><div></div></div> 34.1%
5	非常同意	32	<div><div></div></div> 8.1%
9	遺漏值	0	
Warning: these figures indicate the number of cases found in the data file. They cannot be interpreted as summary statistics of the population of interest.			
# c1.19: 服務使用前-我有適當的管道表達對社區事務的關心			
Information	[Type= discrete] [Format=numeric] [Range= 1-9] [Missing=*]		
Statistics [NW/ W]	[Valid=393 /-] [Invalid=0 /-]		
Value	Label	Cases	Percentage
1	非常不同意	59	<div><div></div></div> 15.0%
2	不同意	70	<div><div></div></div> 17.8%
3	普通	119	<div><div></div></div> 30.3%
4	同意	118	<div><div></div></div> 30.0%
5	非常同意	27	<div><div></div></div> 6.9%
9	遺漏值	0	
Warning: these figures indicate the number of cases found in the data file. They cannot be interpreted as summary statistics of the population of interest.			
# c1.20: 服務使用前-我曾參與討論社區重要的事務			
Information	[Type= discrete] [Format=numeric] [Range= 1-9] [Missing=*]		
Statistics [NW/ W]	[Valid=393 /-] [Invalid=0 /-]		
Value	Label	Cases	Percentage
1	非常不同意	83	<div><div></div></div> 21.1%
2	不同意	81	<div><div></div></div> 20.6%
3	普通	85	<div><div></div></div> 21.6%
4	同意	109	<div><div></div></div> 27.7%
5	非常同意	35	<div><div></div></div> 8.9%
9	遺漏值	0	
Warning: these figures indicate the number of cases found in the data file. They cannot be interpreted as summary statistics of the population of interest.			

# c1.21: 服務使用前-我會想要改變社會環境			
Information	[Type= discrete] [Format=numeric] [Range= 1-9] [Missing=*]		
Statistics [NW/ W]	[Valid=393 /-] [Invalid=0 /-]		
Value	Label	Cases	Percentage
1	非常不同意	56	<div><div></div></div> 14.2%
2	不同意	96	<div><div></div></div> 24.4%
3	普通	138	<div><div></div></div> 35.1%
4	同意	75	<div><div></div></div> 19.1%
5	非常同意	28	<div><div></div></div> 7.1%
9	遺漏值	0	
Warning: these figures indicate the number of cases found in the data file. They cannot be interpreted as summary statistics of the population of interest.			
# c1.22: 服務使用前-我有適當的管道表達對社會事務的關心			
Information	[Type= discrete] [Format=numeric] [Range= 1-9] [Missing=*]		
Statistics [NW/ W]	[Valid=393 /-] [Invalid=0 /-]		
Value	Label	Cases	Percentage
1	非常不同意	85	<div><div></div></div> 21.6%
2	不同意	85	<div><div></div></div> 21.6%
3	普通	126	<div><div></div></div> 32.1%
4	同意	82	<div><div></div></div> 20.9%
5	非常同意	15	<div><div></div></div> 3.8%
9	遺漏值	0	
Warning: these figures indicate the number of cases found in the data file. They cannot be interpreted as summary statistics of the population of interest.			
# c1.23: 服務使用前-我願意為社會不公不義的事情挺身而出			
Information	[Type= discrete] [Format=numeric] [Range= 1-9] [Missing=*]		
Statistics [NW/ W]	[Valid=393 /-] [Invalid=0 /-]		
Value	Label	Cases	Percentage
1	非常不同意	19	<div><div></div></div> 4.8%
2	不同意	89	<div><div></div></div> 22.6%
3	普通	120	<div><div></div></div> 30.5%
4	同意	126	<div><div></div></div> 32.1%
5	非常同意	39	<div><div></div></div> 9.9%
9	遺漏值	0	
Warning: these figures indicate the number of cases found in the data file. They cannot be interpreted as summary statistics of the population of interest.			
# c1.24: 服務使用前-我曾為社會不公不義的事情挺身而出			
Information	[Type= discrete] [Format=numeric] [Range= 1-9] [Missing=*]		
Statistics [NW/ W]	[Valid=393 /-] [Invalid=0 /-]		
Value	Label	Cases	Percentage
1	非常不同意	88	<div><div></div></div> 22.4%
2	不同意	120	<div><div></div></div> 30.5%
3	普通	103	<div><div></div></div> 26.2%
4	同意	69	<div><div></div></div> 17.6%
5	非常同意	13	<div><div></div></div> 3.3%
9	遺漏值	0	
Warning: these figures indicate the number of cases found in the data file. They cannot be interpreted as summary statistics of the population of interest.			

# c2.1: 服務使用後-我相信自己有改變生活的能力				
Information		[Type= discrete] [Format=numeric] [Range= 1-9] [Missing=*]		
Statistics [NW/ W]		[Valid=393 /-] [Invalid=0 /-]		
Value	Label	Cases	Percentage	
1	非常不同意	17	<div><div></div></div>	4.3%
2	不同意	54	<div><div></div></div>	13.7%
3	普通	111	<div><div></div></div>	28.2%
4	同意	168	<div><div></div></div>	42.7%
5	非常同意	43	<div><div></div></div>	10.9%
9	遺漏值	0		
Warning: these figures indicate the number of cases found in the data file. They cannot be interpreted as summary statistics of the population of interest.				
# c2.2: 服務使用後-我能夠適應目前的生活環境				
Information		[Type= discrete] [Format=numeric] [Range= 1-9] [Missing=*]		
Statistics [NW/ W]		[Valid=393 /-] [Invalid=0 /-]		
Value	Label	Cases	Percentage	
1	非常不同意	2	<div><div></div></div>	0.5%
2	不同意	11	<div><div></div></div>	2.8%
3	普通	62	<div><div></div></div>	15.8%
4	同意	217	<div><div></div></div>	55.2%
5	非常同意	101	<div><div></div></div>	25.7%
9	遺漏值	0		
Warning: these figures indicate the number of cases found in the data file. They cannot be interpreted as summary statistics of the population of interest.				
# c2.3: 服務使用後-我無法對抗年邁/身體缺陷帶來的衝擊				
Information		[Type= discrete] [Format=numeric] [Range= 1-9] [Missing=*]		
Statistics [NW/ W]		[Valid=393 /-] [Invalid=0 /-]		
Value	Label	Cases	Percentage	
1	非常不同意	57	<div><div></div></div>	14.5%
2	不同意	101	<div><div></div></div>	25.7%
3	普通	95	<div><div></div></div>	24.2%
4	同意	120	<div><div></div></div>	30.5%
5	非常同意	20	<div><div></div></div>	5.1%
9	遺漏值	0		
Warning: these figures indicate the number of cases found in the data file. They cannot be interpreted as summary statistics of the population of interest.				
# c2.4: 服務使用後-日常生活中，我能夠發揮自己的所長				
Information		[Type= discrete] [Format=numeric] [Range= 1-9] [Missing=*]		
Statistics [NW/ W]		[Valid=393 /-] [Invalid=0 /-]		
Value	Label	Cases	Percentage	
1	非常不同意	36	<div><div></div></div>	9.2%
2	不同意	62	<div><div></div></div>	15.8%
3	普通	115	<div><div></div></div>	29.3%
4	同意	138	<div><div></div></div>	35.1%
5	非常同意	42	<div><div></div></div>	10.7%
9	遺漏值	0		
Warning: these figures indicate the number of cases found in the data file. They cannot be interpreted as summary statistics of the population of interest.				

# c2.5: 服務使用後-我有勇氣面對生活中困難的事情			
Information	[Type= discrete] [Format=numeric] [Range= 1-9] [Missing=*]		
Statistics [NW/ W]	[Valid=393 /-] [Invalid=0 /-]		
Value	Label	Cases	Percentage
1	非常不同意	0	
2	不同意	16	<div><div></div></div> 4.1%
3	普通	110	<div><div></div></div> 28.0%
4	同意	196	<div><div></div></div> 49.9%
5	非常同意	71	<div><div></div></div> 18.1%
9	遺漏值	0	
Warning: these figures indicate the number of cases found in the data file. They cannot be interpreted as summary statistics of the population of interest.			
# c2.6: 服務使用後-我可以掌控/主導自己的生活			
Information	[Type= discrete] [Format=numeric] [Range= 1-9] [Missing=*]		
Statistics [NW/ W]	[Valid=393 /-] [Invalid=0 /-]		
Value	Label	Cases	Percentage
1	非常不同意	9	<div><div></div></div> 2.3%
2	不同意	27	<div><div></div></div> 6.9%
3	普通	80	<div><div></div></div> 20.4%
4	同意	202	<div><div></div></div> 51.4%
5	非常同意	75	<div><div></div></div> 19.1%
9	遺漏值	0	
Warning: these figures indicate the number of cases found in the data file. They cannot be interpreted as summary statistics of the population of interest.			
# c2.7: 服務使用後-我覺得我是個沒有用的人			
Information	[Type= discrete] [Format=numeric] [Range= 1-9] [Missing=*]		
Statistics [NW/ W]	[Valid=393 /-] [Invalid=0 /-]		
Value	Label	Cases	Percentage
1	非常不同意	129	<div><div></div></div> 32.8%
2	不同意	132	<div><div></div></div> 33.6%
3	普通	57	<div><div></div></div> 14.5%
4	同意	69	<div><div></div></div> 17.6%
5	非常同意	5	<div><div></div></div> 1.3%
9	遺漏值	1	<div><div></div></div> 0.3%
Warning: these figures indicate the number of cases found in the data file. They cannot be interpreted as summary statistics of the population of interest.			
# c2.8: 服務使用後-我可以採取必要的行動來改善自己的生活			
Information	[Type= discrete] [Format=numeric] [Range= 1-9] [Missing=*]		
Statistics [NW/ W]	[Valid=393 /-] [Invalid=0 /-]		
Value	Label	Cases	Percentage
1	非常不同意	13	<div><div></div></div> 3.3%
2	不同意	48	<div><div></div></div> 12.2%
3	普通	133	<div><div></div></div> 33.8%
4	同意	164	<div><div></div></div> 41.7%
5	非常同意	35	<div><div></div></div> 8.9%
9	遺漏值	0	
Warning: these figures indicate the number of cases found in the data file. They cannot be interpreted as summary statistics of the population of interest.			

# c2.9: 服務使用後-我有權參與自己社區的各項活動				
Information		[Type= discrete] [Format=numeric] [Range= 1-9] [Missing=*]		
Statistics [NW/ W]		[Valid=393 /-] [Invalid=0 /-]		
Value	Label	Cases	Percentage	
1	非常不同意	15	<div><div></div></div>	3.8%
2	不同意	28	<div><div></div></div>	7.1%
3	普通	116	<div><div></div></div>	29.5%
4	同意	165	<div><div></div></div>	42.0%
5	非常同意	69	<div><div></div></div>	17.6%
9	遺漏值	0		
Warning: these figures indicate the number of cases found in the data file. They cannot be interpreted as summary statistics of the population of interest.				
# c2.10: 服務使用後-與他人意見不同時， 我能夠做有效的溝通和協調				
Information		[Type= discrete] [Format=numeric] [Range= 1-9] [Missing=*]		
Statistics [NW/ W]		[Valid=393 /-] [Invalid=0 /-]		
Value	Label	Cases	Percentage	
1	非常不同意	0		
2	不同意	11	<div><div></div></div>	2.8%
3	普通	44	<div><div></div></div>	11.2%
4	同意	227	<div><div></div></div>	57.8%
5	非常同意	111	<div><div></div></div>	28.2%
9	遺漏值	0		
Warning: these figures indicate the number of cases found in the data file. They cannot be interpreted as summary statistics of the population of interest.				
# c2.11: 服務使用後-跟他人互動時， 我覺得他人能瞭解我的想法/處境				
Information		[Type= discrete] [Format=numeric] [Range= 1-9] [Missing=*]		
Statistics [NW/ W]		[Valid=393 /-] [Invalid=0 /-]		
Value	Label	Cases	Percentage	
1	非常不同意	0		
2	不同意	19	<div><div></div></div>	4.8%
3	普通	64	<div><div></div></div>	16.3%
4	同意	218	<div><div></div></div>	55.5%
5	非常同意	92	<div><div></div></div>	23.4%
9	遺漏值	0		
Warning: these figures indicate the number of cases found in the data file. They cannot be interpreted as summary statistics of the population of interest.				
# c2.12: 服務使用後-我能夠獲得所想要的資訊， 以增進選擇的機會				
Information		[Type= discrete] [Format=numeric] [Range= 1-9] [Missing=*]		
Statistics [NW/ W]		[Valid=393 /-] [Invalid=0 /-]		
Value	Label	Cases	Percentage	
1	非常不同意	13	<div><div></div></div>	3.3%
2	不同意	24	<div><div></div></div>	6.1%
3	普通	88	<div><div></div></div>	22.4%
4	同意	210	<div><div></div></div>	53.4%
5	非常同意	58	<div><div></div></div>	14.8%
9	遺漏值	0		
Warning: these figures indicate the number of cases found in the data file. They cannot be interpreted as summary statistics of the population of interest.				

# c2.13: 服務使用後-我可以和他人分享生活的狀況，並彼此相互支持			
Information	[Type= discrete] [Format=numeric] [Range= 1-9] [Missing=*]		
Statistics [NW/ W]	[Valid=393 /-] [Invalid=0 /-]		
Value	Label	Cases	Percentage
1	非常不同意	10	<div><div></div></div> 2.5%
2	不同意	19	<div><div></div></div> 4.8%
3	普通	48	<div><div></div></div> 12.2%
4	同意	227	<div><div></div></div> 57.8%
5	非常同意	89	<div><div></div></div> 22.6%
9	遺漏值	0	
Warning: these figures indicate the number of cases found in the data file. They cannot be interpreted as summary statistics of the population of interest.			
# c2.14: 服務使用後-當我需要協助時，能夠主動向他人提出			
Information	[Type= discrete] [Format=numeric] [Range= 1-9] [Missing=*]		
Statistics [NW/ W]	[Valid=393 /-] [Invalid=0 /-]		
Value	Label	Cases	Percentage
1	非常不同意	16	<div><div></div></div> 4.1%
2	不同意	45	<div><div></div></div> 11.5%
3	普通	55	<div><div></div></div> 14.0%
4	同意	200	<div><div></div></div> 50.9%
5	非常同意	77	<div><div></div></div> 19.6%
9	遺漏值	0	
Warning: these figures indicate the number of cases found in the data file. They cannot be interpreted as summary statistics of the population of interest.			
# c2.15: 服務使用後-在社區生活中，我有機會表現自己的優勢/專長			
Information	[Type= discrete] [Format=numeric] [Range= 1-9] [Missing=*]		
Statistics [NW/ W]	[Valid=393 /-] [Invalid=0 /-]		
Value	Label	Cases	Percentage
1	非常不同意	39	<div><div></div></div> 9.9%
2	不同意	66	<div><div></div></div> 16.8%
3	普通	114	<div><div></div></div> 29.0%
4	同意	145	<div><div></div></div> 36.9%
5	非常同意	29	<div><div></div></div> 7.4%
9	遺漏值	0	
Warning: these figures indicate the number of cases found in the data file. They cannot be interpreted as summary statistics of the population of interest.			
# c2.16: 服務使用後-在社區生活中，我可以維護自己的利益			
Information	[Type= discrete] [Format=numeric] [Range= 1-9] [Missing=*]		
Statistics [NW/ W]	[Valid=393 /-] [Invalid=0 /-]		
Value	Label	Cases	Percentage
1	非常不同意	5	<div><div></div></div> 1.3%
2	不同意	37	<div><div></div></div> 9.4%
3	普通	177	<div><div></div></div> 45.0%
4	同意	155	<div><div></div></div> 39.4%
5	非常同意	19	<div><div></div></div> 4.8%
9	遺漏值	0	
Warning: these figures indicate the number of cases found in the data file. They cannot be interpreted as summary statistics of the population of interest.			

# c2.17: 服務使用後-我會想要改變社區的環境			
Information	[Type= discrete] [Format=numeric] [Range= 1-9] [Missing=*]		
Statistics [NW/ W]	[Valid=393 /-] [Invalid=0 /-]		
Value	Label	Cases	Percentage
1	非常不同意	71	<div><div></div></div> 18.1%
2	不同意	89	<div><div></div></div> 22.6%
3	普通	99	<div><div></div></div> 25.2%
4	同意	111	<div><div></div></div> 28.2%
5	非常同意	23	<div><div></div></div> 5.9%
9	遺漏值	0	
Warning: these figures indicate the number of cases found in the data file. They cannot be interpreted as summary statistics of the population of interest.			
# c2.18: 服務使用後-我相信透過參加集體行動，可以改善社區的問題			
Information	[Type= discrete] [Format=numeric] [Range= 1-9] [Missing=*]		
Statistics [NW/ W]	[Valid=393 /-] [Invalid=0 /-]		
Value	Label	Cases	Percentage
1	非常不同意	27	<div><div></div></div> 6.9%
2	不同意	43	<div><div></div></div> 10.9%
3	普通	129	<div><div></div></div> 32.8%
4	同意	151	<div><div></div></div> 38.4%
5	非常同意	43	<div><div></div></div> 10.9%
9	遺漏值	0	
Warning: these figures indicate the number of cases found in the data file. They cannot be interpreted as summary statistics of the population of interest.			
# c2.19: 服務使用後-我有適當的管道表達對社區事務的關心			
Information	[Type= discrete] [Format=numeric] [Range= 1-9] [Missing=*]		
Statistics [NW/ W]	[Valid=393 /-] [Invalid=0 /-]		
Value	Label	Cases	Percentage
1	非常不同意	56	<div><div></div></div> 14.2%
2	不同意	58	<div><div></div></div> 14.8%
3	普通	106	<div><div></div></div> 27.0%
4	同意	137	<div><div></div></div> 34.9%
5	非常同意	36	<div><div></div></div> 9.2%
9	遺漏值	0	
Warning: these figures indicate the number of cases found in the data file. They cannot be interpreted as summary statistics of the population of interest.			
# c2.20: 服務使用後-我曾參與討論社區重要的事務			
Information	[Type= discrete] [Format=numeric] [Range= 1-9] [Missing=*]		
Statistics [NW/ W]	[Valid=393 /-] [Invalid=0 /-]		
Value	Label	Cases	Percentage
1	非常不同意	77	<div><div></div></div> 19.6%
2	不同意	75	<div><div></div></div> 19.1%
3	普通	81	<div><div></div></div> 20.6%
4	同意	123	<div><div></div></div> 31.3%
5	非常同意	37	<div><div></div></div> 9.4%
9	遺漏值	0	
Warning: these figures indicate the number of cases found in the data file. They cannot be interpreted as summary statistics of the population of interest.			

# c2.21: 服務使用後-我會想要改變社會環境			
Information	[Type= discrete] [Format=numeric] [Range= 1-9] [Missing=*]		
Statistics [NW/ W]	[Valid=393 /-] [Invalid=0 /-]		
Value	Label	Cases	Percentage
1	非常不同意	58	<div><div></div></div> 14.8%
2	不同意	94	<div><div></div></div> 23.9%
3	普通	135	<div><div></div></div> 34.4%
4	同意	78	<div><div></div></div> 19.8%
5	非常同意	28	<div><div></div></div> 7.1%
9	遺漏值	0	
Warning: these figures indicate the number of cases found in the data file. They cannot be interpreted as summary statistics of the population of interest.			
# c2.22: 服務使用後-我有適當的管道表達對社會事務的關心			
Information	[Type= discrete] [Format=numeric] [Range= 1-9] [Missing=*]		
Statistics [NW/ W]	[Valid=393 /-] [Invalid=0 /-]		
Value	Label	Cases	Percentage
1	非常不同意	84	<div><div></div></div> 21.4%
2	不同意	84	<div><div></div></div> 21.4%
3	普通	125	<div><div></div></div> 31.8%
4	同意	85	<div><div></div></div> 21.6%
5	非常同意	15	<div><div></div></div> 3.8%
9	遺漏值	0	
Warning: these figures indicate the number of cases found in the data file. They cannot be interpreted as summary statistics of the population of interest.			
# c2.23: 服務使用後-我願意為社會不公不義的事情挺身而出			
Information	[Type= discrete] [Format=numeric] [Range= 1-9] [Missing=*]		
Statistics [NW/ W]	[Valid=393 /-] [Invalid=0 /-]		
Value	Label	Cases	Percentage
1	非常不同意	24	<div><div></div></div> 6.1%
2	不同意	93	<div><div></div></div> 23.7%
3	普通	120	<div><div></div></div> 30.5%
4	同意	121	<div><div></div></div> 30.8%
5	非常同意	35	<div><div></div></div> 8.9%
9	遺漏值	0	
Warning: these figures indicate the number of cases found in the data file. They cannot be interpreted as summary statistics of the population of interest.			
# c2.24: 服務使用後-我曾為社會不公不義的事情挺身而出			
Information	[Type= discrete] [Format=numeric] [Range= 1-9] [Missing=*]		
Statistics [NW/ W]	[Valid=393 /-] [Invalid=0 /-]		
Value	Label	Cases	Percentage
1	非常不同意	95	<div><div></div></div> 24.2%
2	不同意	121	<div><div></div></div> 30.8%
3	普通	99	<div><div></div></div> 25.2%
4	同意	71	<div><div></div></div> 18.1%
5	非常同意	7	<div><div></div></div> 1.8%
9	遺漏值	0	
Warning: these figures indicate the number of cases found in the data file. They cannot be interpreted as summary statistics of the population of interest.			

# d1.1: 服務使用前-我喜歡自己現在這樣子			
Information	[Type= discrete] [Format=numeric] [Range= 1-9] [Missing=*]		
Statistics [NW/ W]	[Valid=393 /-] [Invalid=0 /-]		
Value	Label	Cases	Percentage
1	非常不同意	5	1.3%
2	不同意	12	3.1%
3	普通	83	21.1%
4	同意	221	56.2%
5	非常同意	72	18.3%
9	遺漏值	0	
Warning: these figures indicate the number of cases found in the data file. They cannot be interpreted as summary statistics of the population of interest.			
# d1.2: 服務使用前-我可以為自己的行為負責			
Information	[Type= discrete] [Format=numeric] [Range= 1-9] [Missing=*]		
Statistics [NW/ W]	[Valid=393 /-] [Invalid=0 /-]		
Value	Label	Cases	Percentage
1	非常不同意	2	0.5%
2	不同意	6	1.5%
3	普通	44	11.2%
4	同意	216	55.0%
5	非常同意	124	31.6%
9	遺漏值	1	0.3%
Warning: these figures indicate the number of cases found in the data file. They cannot be interpreted as summary statistics of the population of interest.			
# d1.3: 服務使用前-我覺得沒有能力對許多事情做決定			
Information	[Type= discrete] [Format=numeric] [Range= 1-9] [Missing=*]		
Statistics [NW/ W]	[Valid=393 /-] [Invalid=0 /-]		
Value	Label	Cases	Percentage
1	非常不同意	83	21.1%
2	不同意	147	37.4%
3	普通	95	24.2%
4	同意	59	15.0%
5	非常同意	9	2.3%
9	遺漏值	0	
Warning: these figures indicate the number of cases found in the data file. They cannot be interpreted as summary statistics of the population of interest.			
# d1.4: 服務使用前-我覺得我只能維持現在這個樣子			
Information	[Type= discrete] [Format=numeric] [Range= 1-9] [Missing=*]		
Statistics [NW/ W]	[Valid=393 /-] [Invalid=0 /-]		
Value	Label	Cases	Percentage
1	非常不同意	22	5.6%
2	不同意	82	20.9%
3	普通	164	41.7%
4	同意	98	24.9%
5	非常同意	27	6.9%
9	遺漏值	0	
Warning: these figures indicate the number of cases found in the data file. They cannot be interpreted as summary statistics of the population of interest.			

# d1.5: 服務使用前-我過著快樂的日子/生活			
Information	[Type= discrete] [Format=numeric] [Range= 1-9] [Missing=*]		
Statistics [NW/ W]	[Valid=393 /-] [Invalid=0 /-]		
Value	Label	Cases	Percentage
1	非常不同意	5	1.3%
2	不同意	14	3.6%
3	普通	76	19.3%
4	同意	208	52.9%
5	非常同意	90	22.9%
9	遺漏值	0	
Warning: these figures indicate the number of cases found in the data file. They cannot be interpreted as summary statistics of the population of interest.			
# d1.6: 服務使用前-我認為自己有能力幫助別人			
Information	[Type= discrete] [Format=numeric] [Range= 1-9] [Missing=*]		
Statistics [NW/ W]	[Valid=393 /-] [Invalid=0 /-]		
Value	Label	Cases	Percentage
1	非常不同意	8	2.0%
2	不同意	47	12.0%
3	普通	96	24.4%
4	同意	158	40.2%
5	非常同意	84	21.4%
9	遺漏值	0	
Warning: these figures indicate the number of cases found in the data file. They cannot be interpreted as summary statistics of the population of interest.			
# d1.7: 服務使用前-我會思考怎樣讓自己的生活變得更有意義			
Information	[Type= discrete] [Format=numeric] [Range= 1-9] [Missing=*]		
Statistics [NW/ W]	[Valid=393 /-] [Invalid=0 /-]		
Value	Label	Cases	Percentage
1	非常不同意	59	15.0%
2	不同意	64	16.3%
3	普通	122	31.0%
4	同意	127	32.3%
5	非常同意	21	5.3%
9	遺漏值	0	
Warning: these figures indicate the number of cases found in the data file. They cannot be interpreted as summary statistics of the population of interest.			
# d1.8: 服務使用前-我擔心未來的日子怎麼過			
Information	[Type= discrete] [Format=numeric] [Range= 1-9] [Missing=*]		
Statistics [NW/ W]	[Valid=393 /-] [Invalid=0 /-]		
Value	Label	Cases	Percentage
1	非常不同意	112	28.5%
2	不同意	121	30.8%
3	普通	63	16.0%
4	同意	85	21.6%
5	非常同意	12	3.1%
9	遺漏值	0	
Warning: these figures indicate the number of cases found in the data file. They cannot be interpreted as summary statistics of the population of interest.			

# d1.9: 服務使用前-我會努力照顧好自己的生活起居			
Information	[Type= discrete] [Format=numeric] [Range= 1-9] [Missing=*]		
Statistics [NW/ W]	[Valid=393 /-] [Invalid=0 /-]		
Value	Label	Cases	Percentage
1	非常不同意	1	0.3%
2	不同意	10	2.5%
3	普通	52	13.2%
4	同意	214	54.5%
5	非常同意	116	29.5%
9	遺漏值	0	
Warning: these figures indicate the number of cases found in the data file. They cannot be interpreted as summary statistics of the population of interest.			
# d1.10: 服務使用前-我會想辦法克服身體功能退化/缺陷造成的不便			
Information	[Type= discrete] [Format=numeric] [Range= 1-9] [Missing=*]		
Statistics [NW/ W]	[Valid=393 /-] [Invalid=0 /-]		
Value	Label	Cases	Percentage
1	非常不同意	1	0.3%
2	不同意	19	4.8%
3	普通	87	22.1%
4	同意	183	46.6%
5	非常同意	103	26.2%
9	遺漏值	0	
Warning: these figures indicate the number of cases found in the data file. They cannot be interpreted as summary statistics of the population of interest.			
# d1.11: 服務使用前-儘管年邁/身體有缺陷, 我仍想要對家庭有所貢獻			
Information	[Type= discrete] [Format=numeric] [Range= 1-9] [Missing=*]		
Statistics [NW/ W]	[Valid=393 /-] [Invalid=0 /-]		
Value	Label	Cases	Percentage
1	非常不同意	18	4.6%
2	不同意	49	12.5%
3	普通	122	31.0%
4	同意	161	41.0%
5	非常同意	43	10.9%
9	遺漏值	0	
Warning: these figures indicate the number of cases found in the data file. They cannot be interpreted as summary statistics of the population of interest.			
# d1.12: 服務使用前-儘管年邁/身體有缺陷, 我仍想要對社區有所貢獻			
Information	[Type= discrete] [Format=numeric] [Range= 1-9] [Missing=*]		
Statistics [NW/ W]	[Valid=393 /-] [Invalid=0 /-]		
Value	Label	Cases	Percentage
1	非常不同意	37	9.4%
2	不同意	64	16.3%
3	普通	142	36.1%
4	同意	128	32.6%
5	非常同意	22	5.6%
9	遺漏值	0	
Warning: these figures indicate the number of cases found in the data file. They cannot be interpreted as summary statistics of the population of interest.			

# d1.13: 服務使用前-儘管年邁/身體有缺陷，我仍樂於學習新的事務			
Information	[Type= discrete] [Format=numeric] [Range= 1-9] [Missing=*]		
Statistics [NW/ W]	[Valid=393 /-] [Invalid=0 /-]		
Value	Label	Cases	Percentage
1	非常不同意	29	<div></div> 7.4%
2	不同意	58	<div></div> 14.8%
3	普通	128	<div></div> 32.6%
4	同意	148	<div></div> 37.7%
5	非常同意	30	<div></div> 7.6%
9	遺漏值	0	
Warning: these figures indicate the number of cases found in the data file. They cannot be interpreted as summary statistics of the population of interest.			
# d1.14: 服務使用前-儘管年邁/身體有缺陷，我還是有夢想要實現的			
Information	[Type= discrete] [Format=numeric] [Range= 1-9] [Missing=*]		
Statistics [NW/ W]	[Valid=393 /-] [Invalid=0 /-]		
Value	Label	Cases	Percentage
1	非常不同意	75	<div></div> 19.1%
2	不同意	89	<div></div> 22.6%
3	普通	124	<div></div> 31.6%
4	同意	87	<div></div> 22.1%
5	非常同意	18	<div></div> 4.6%
9	遺漏值	0	
Warning: these figures indicate the number of cases found in the data file. They cannot be interpreted as summary statistics of the population of interest.			

# d1.15: 服務使用前-當別人用異樣眼光看我時，我會覺得無奈			
Information	[Type= discrete] [Format=numeric] [Range= 1-9] [Missing=*]		
Statistics [NW/ W]	[Valid=393 /-] [Invalid=0 /-]		
Value	Label	Cases	Percentage
1	非常不同意	112	<div><div></div></div> 28.5%
2	不同意	132	<div><div></div></div> 33.6%
3	普通	92	<div><div></div></div> 23.4%
4	同意	47	<div><div></div></div> 12.0%
5	非常同意	9	<div><div></div></div> 2.3%
9	遺漏值	1	<div><div></div></div> 0.3%
Warning: these figures indicate the number of cases found in the data file. They cannot be interpreted as summary statistics of the population of interest.			
# d1.16: 服務使用前-我會勇於面對挫折			
Information	[Type= discrete] [Format=numeric] [Range= 1-9] [Missing=*]		
Statistics [NW/ W]	[Valid=393 /-] [Invalid=0 /-]		
Value	Label	Cases	Percentage
1	非常不同意	5	<div><div></div></div> 1.3%
2	不同意	20	<div><div></div></div> 5.1%
3	普通	115	<div><div></div></div> 29.3%
4	同意	183	<div><div></div></div> 46.6%
5	非常同意	69	<div><div></div></div> 17.6%
9	遺漏值	1	<div><div></div></div> 0.3%
Warning: these figures indicate the number of cases found in the data file. They cannot be interpreted as summary statistics of the population of interest.			
# d1.17: 服務使用前-社區居民彼此相互信任			
Information	[Type= discrete] [Format=numeric] [Range= 1-9] [Missing=*]		
Statistics [NW/ W]	[Valid=393 /-] [Invalid=0 /-]		
Value	Label	Cases	Percentage
1	非常不同意	7	<div><div></div></div> 1.8%
2	不同意	18	<div><div></div></div> 4.6%
3	普通	103	<div><div></div></div> 26.2%
4	同意	195	<div><div></div></div> 49.6%
5	非常同意	68	<div><div></div></div> 17.3%
9	遺漏值	2	<div><div></div></div> 0.5%
Warning: these figures indicate the number of cases found in the data file. They cannot be interpreted as summary statistics of the population of interest.			
# d1.18: 服務使用前-社區居民遵守社區的規範/風俗習慣			
Information	[Type= discrete] [Format=numeric] [Range= 1-9] [Missing=*]		
Statistics [NW/ W]	[Valid=393 /-] [Invalid=0 /-]		
Value	Label	Cases	Percentage
1	非常不同意	2	<div><div></div></div> 0.5%
2	不同意	14	<div><div></div></div> 3.6%
3	普通	106	<div><div></div></div> 27.0%
4	同意	220	<div><div></div></div> 56.0%
5	非常同意	51	<div><div></div></div> 13.0%
9	遺漏值	0	
Warning: these figures indicate the number of cases found in the data file. They cannot be interpreted as summary statistics of the population of interest.			

# d1.19: 服務使用前-社區居民彼此來往密切			
Information	[Type= discrete] [Format=numeric] [Range= 1-9] [Missing=*]		
Statistics [NW/ W]	[Valid=393 /-] [Invalid=0 /-]		
Value	Label	Cases	Percentage
1	非常不同意	11	<div><div></div></div> 2.8%
2	不同意	32	<div><div></div></div> 8.1%
3	普通	90	<div><div></div></div> 22.9%
4	同意	179	<div><div></div></div> 45.5%
5	非常同意	81	<div><div></div></div> 20.6%
9	遺漏值	0	
Warning: these figures indicate the number of cases found in the data file. They cannot be interpreted as summary statistics of the population of interest.			
# d1.20: 服務使用前-如果有人遭遇困難，社區居民會相互幫忙			
Information	[Type= discrete] [Format=numeric] [Range= 1-9] [Missing=*]		
Statistics [NW/ W]	[Valid=393 /-] [Invalid=0 /-]		
Value	Label	Cases	Percentage
1	非常不同意	2	<div><div></div></div> 0.5%
2	不同意	23	<div><div></div></div> 5.9%
3	普通	75	<div><div></div></div> 19.1%
4	同意	205	<div><div></div></div> 52.2%
5	非常同意	88	<div><div></div></div> 22.4%
9	遺漏值	0	
Warning: these figures indicate the number of cases found in the data file. They cannot be interpreted as summary statistics of the population of interest.			
# d1.21: 服務使用前-社區居民對社區有良好的向心力			
Information	[Type= discrete] [Format=numeric] [Range= 1-9] [Missing=*]		
Statistics [NW/ W]	[Valid=393 /-] [Invalid=0 /-]		
Value	Label	Cases	Percentage
1	非常不同意	10	<div><div></div></div> 2.5%
2	不同意	30	<div><div></div></div> 7.6%
3	普通	119	<div><div></div></div> 30.3%
4	同意	174	<div><div></div></div> 44.3%
5	非常同意	60	<div><div></div></div> 15.3%
9	遺漏值	0	
Warning: these figures indicate the number of cases found in the data file. They cannot be interpreted as summary statistics of the population of interest.			
# d1.22: 服務使用前-社區擁有良好的生活機能，如商店、醫院、市場...			
Information	[Type= discrete] [Format=numeric] [Range= 1-9] [Missing=*]		
Statistics [NW/ W]	[Valid=393 /-] [Invalid=0 /-]		
Value	Label	Cases	Percentage
1	非常不同意	14	<div><div></div></div> 3.6%
2	不同意	28	<div><div></div></div> 7.1%
3	普通	59	<div><div></div></div> 15.0%
4	同意	212	<div><div></div></div> 53.9%
5	非常同意	80	<div><div></div></div> 20.4%
9	遺漏值	0	
Warning: these figures indicate the number of cases found in the data file. They cannot be interpreted as summary statistics of the population of interest.			

# d1.23: 服務使用前-社區能提供居民各種學習的機會或管道			
Information	[Type= discrete] [Format=numeric] [Range= 1-9] [Missing=*]		
Statistics [NW/ W]	[Valid=393 /-] [Invalid=0 /-]		
Value	Label	Cases	Percentage
1	非常不同意	22	<div><div></div></div> 5.6%
2	不同意	41	<div><div></div></div> 10.4%
3	普通	165	<div><div></div></div> 42.0%
4	同意	139	<div><div></div></div> 35.4%
5	非常同意	26	<div><div></div></div> 6.6%
9	遺漏值	0	
Warning: these figures indicate the number of cases found in the data file. They cannot be interpreted as summary statistics of the population of interest.			
# d1.24: 服務使用前-社區能提供弱勢者適切的服務			
Information	[Type= discrete] [Format=numeric] [Range= 1-9] [Missing=*]		
Statistics [NW/ W]	[Valid=393 /-] [Invalid=0 /-]		
Value	Label	Cases	Percentage
1	非常不同意	15	<div><div></div></div> 3.8%
2	不同意	36	<div><div></div></div> 9.2%
3	普通	173	<div><div></div></div> 44.0%
4	同意	134	<div><div></div></div> 34.1%
5	非常同意	35	<div><div></div></div> 8.9%
9	遺漏值	0	
Warning: these figures indicate the number of cases found in the data file. They cannot be interpreted as summary statistics of the population of interest.			
# d2.1: 服務使用後-我喜歡自己現在這樣子			
Information	[Type= discrete] [Format=numeric] [Range= 1-9] [Missing=*]		
Statistics [NW/ W]	[Valid=393 /-] [Invalid=0 /-]		
Value	Label	Cases	Percentage
1	非常不同意	6	<div><div></div></div> 1.5%
2	不同意	16	<div><div></div></div> 4.1%
3	普通	65	<div><div></div></div> 16.5%
4	同意	198	<div><div></div></div> 50.4%
5	非常同意	107	<div><div></div></div> 27.2%
9	遺漏值	1	<div><div></div></div> 0.3%
Warning: these figures indicate the number of cases found in the data file. They cannot be interpreted as summary statistics of the population of interest.			
# d2.2: 服務使用後-我可以為自己的行為負責			
Information	[Type= discrete] [Format=numeric] [Range= 1-9] [Missing=*]		
Statistics [NW/ W]	[Valid=393 /-] [Invalid=0 /-]		
Value	Label	Cases	Percentage
1	非常不同意	0	
2	不同意	5	<div><div></div></div> 1.3%
3	普通	41	<div><div></div></div> 10.4%
4	同意	215	<div><div></div></div> 54.7%
5	非常同意	131	<div><div></div></div> 33.3%
9	遺漏值	1	<div><div></div></div> 0.3%
Warning: these figures indicate the number of cases found in the data file. They cannot be interpreted as summary statistics of the population of interest.			

# d2.3: 服務使用後-我覺得沒有能力對許多事情做決定			
Information	[Type= discrete] [Format=numeric] [Range= 1-9] [Missing=*]		
Statistics [NW/ W]	[Valid=393 /-] [Invalid=0 /-]		
Value	Label	Cases	Percentage
1	非常不同意	71	<div><div></div></div> 18.1%
2	不同意	124	<div><div></div></div> 31.6%
3	普通	97	<div><div></div></div> 24.7%
4	同意	89	<div><div></div></div> 22.6%
5	非常同意	12	<div><div></div></div> 3.1%
9	遺漏值	0	
Warning: these figures indicate the number of cases found in the data file. They cannot be interpreted as summary statistics of the population of interest.			
# d2.4: 服務使用後-我覺得我只能維持現在這個樣子			
Information	[Type= discrete] [Format=numeric] [Range= 1-9] [Missing=*]		
Statistics [NW/ W]	[Valid=393 /-] [Invalid=0 /-]		
Value	Label	Cases	Percentage
1	非常不同意	20	<div><div></div></div> 5.1%
2	不同意	63	<div><div></div></div> 16.0%
3	普通	144	<div><div></div></div> 36.6%
4	同意	129	<div><div></div></div> 32.8%
5	非常同意	37	<div><div></div></div> 9.4%
9	遺漏值	0	
Warning: these figures indicate the number of cases found in the data file. They cannot be interpreted as summary statistics of the population of interest.			
# d2.5: 服務使用後-我過著快樂的日子/生活			
Information	[Type= discrete] [Format=numeric] [Range= 1-9] [Missing=*]		
Statistics [NW/ W]	[Valid=393 /-] [Invalid=0 /-]		
Value	Label	Cases	Percentage
1	非常不同意	5	<div><div></div></div> 1.3%
2	不同意	14	<div><div></div></div> 3.6%
3	普通	52	<div><div></div></div> 13.2%
4	同意	175	<div><div></div></div> 44.5%
5	非常同意	147	<div><div></div></div> 37.4%
9	遺漏值	0	
Warning: these figures indicate the number of cases found in the data file. They cannot be interpreted as summary statistics of the population of interest.			
# d2.6: 服務使用後-我認為自己有能力幫助別人			
Information	[Type= discrete] [Format=numeric] [Range= 1-9] [Missing=*]		
Statistics [NW/ W]	[Valid=393 /-] [Invalid=0 /-]		
Value	Label	Cases	Percentage
1	非常不同意	16	<div><div></div></div> 4.1%
2	不同意	66	<div><div></div></div> 16.8%
3	普通	78	<div><div></div></div> 19.8%
4	同意	156	<div><div></div></div> 39.7%
5	非常同意	76	<div><div></div></div> 19.3%
9	遺漏值	1	<div><div></div></div> 0.3%
Warning: these figures indicate the number of cases found in the data file. They cannot be interpreted as summary statistics of the population of interest.			

# d2.7: 服務使用後-我會思考怎樣讓自己的生活變得更有意義			
Information	[Type= discrete] [Format=numeric] [Range= 1-9] [Missing=*]		
Statistics [NW/ W]	[Valid=393 /-] [Invalid=0 /-]		
Value	Label	Cases	Percentage
1	非常不同意	56	<div><div></div></div> 14.2%
2	不同意	65	<div><div></div></div> 16.5%
3	普通	119	<div><div></div></div> 30.3%
4	同意	124	<div><div></div></div> 31.6%
5	非常同意	29	<div><div></div></div> 7.4%
9	遺漏值	0	
Warning: these figures indicate the number of cases found in the data file. They cannot be interpreted as summary statistics of the population of interest.			
# d2.8: 服務使用後-我擔心未來的日子怎麼過			
Information	[Type= discrete] [Format=numeric] [Range= 1-9] [Missing=*]		
Statistics [NW/ W]	[Valid=393 /-] [Invalid=0 /-]		
Value	Label	Cases	Percentage
1	非常不同意	104	<div><div></div></div> 26.5%
2	不同意	133	<div><div></div></div> 33.8%
3	普通	57	<div><div></div></div> 14.5%
4	同意	77	<div><div></div></div> 19.6%
5	非常同意	21	<div><div></div></div> 5.3%
9	遺漏值	1	<div><div></div></div> 0.3%
Warning: these figures indicate the number of cases found in the data file. They cannot be interpreted as summary statistics of the population of interest.			
# d2.9: 服務使用後-我會努力照顧好自己的生活起居			
Information	[Type= discrete] [Format=numeric] [Range= 1-9] [Missing=*]		
Statistics [NW/ W]	[Valid=393 /-] [Invalid=0 /-]		
Value	Label	Cases	Percentage
1	非常不同意	1	<div><div></div></div> 0.3%
2	不同意	13	<div><div></div></div> 3.3%
3	普通	40	<div><div></div></div> 10.2%
4	同意	214	<div><div></div></div> 54.5%
5	非常同意	125	<div><div></div></div> 31.8%
9	遺漏值	0	
Warning: these figures indicate the number of cases found in the data file. They cannot be interpreted as summary statistics of the population of interest.			
# d2.10: 服務使用後-我會想辦法克服身體功能退化/缺陷造成的不便			
Information	[Type= discrete] [Format=numeric] [Range= 1-9] [Missing=*]		
Statistics [NW/ W]	[Valid=393 /-] [Invalid=0 /-]		
Value	Label	Cases	Percentage
1	非常不同意	3	<div><div></div></div> 0.8%
2	不同意	19	<div><div></div></div> 4.8%
3	普通	74	<div><div></div></div> 18.8%
4	同意	190	<div><div></div></div> 48.3%
5	非常同意	107	<div><div></div></div> 27.2%
9	遺漏值	0	
Warning: these figures indicate the number of cases found in the data file. They cannot be interpreted as summary statistics of the population of interest.			

# d2.11: 服務使用後-儘管年邁/身體有缺陷，我仍想要對家庭有所貢獻			
Information	[Type= discrete] [Format=numeric] [Range= 1-9] [Missing=*]		
Statistics [NW/ W]	[Valid=393 /-] [Invalid=0 /-]		
Value	Label	Cases	Percentage
1	非常不同意	24	<div><div></div></div> 6.1%
2	不同意	49	<div><div></div></div> 12.5%
3	普通	117	<div><div></div></div> 29.8%
4	同意	161	<div><div></div></div> 41.0%
5	非常同意	42	<div><div></div></div> 10.7%
9	遺漏值	0	
Warning: these figures indicate the number of cases found in the data file. They cannot be interpreted as summary statistics of the population of interest.			
# d2.12: 服務使用後-儘管年邁/身體有缺陷，我仍想要對社區有所貢獻			
Information	[Type= discrete] [Format=numeric] [Range= 1-9] [Missing=*]		
Statistics [NW/ W]	[Valid=393 /-] [Invalid=0 /-]		
Value	Label	Cases	Percentage
1	非常不同意	36	<div><div></div></div> 9.2%
2	不同意	65	<div><div></div></div> 16.5%
3	普通	126	<div><div></div></div> 32.1%
4	同意	141	<div><div></div></div> 35.9%
5	非常同意	25	<div><div></div></div> 6.4%
9	遺漏值	0	
Warning: these figures indicate the number of cases found in the data file. They cannot be interpreted as summary statistics of the population of interest.			
# d2.13: 服務使用後-儘管年邁/身體有缺陷，我仍樂於學習新的事務			
Information	[Type= discrete] [Format=numeric] [Range= 1-9] [Missing=*]		
Statistics [NW/ W]	[Valid=393 /-] [Invalid=0 /-]		
Value	Label	Cases	Percentage
1	非常不同意	24	<div><div></div></div> 6.1%
2	不同意	38	<div><div></div></div> 9.7%
3	普通	88	<div><div></div></div> 22.4%
4	同意	193	<div><div></div></div> 49.1%
5	非常同意	50	<div><div></div></div> 12.7%
9	遺漏值	0	
Warning: these figures indicate the number of cases found in the data file. They cannot be interpreted as summary statistics of the population of interest.			
# d2.14: 服務使用後-儘管年邁/身體有缺陷，我還是有夢想要實現的			
Information	[Type= discrete] [Format=numeric] [Range= 1-9] [Missing=*]		
Statistics [NW/ W]	[Valid=393 /-] [Invalid=0 /-]		
Value	Label	Cases	Percentage
1	非常不同意	76	<div><div></div></div> 19.3%
2	不同意	87	<div><div></div></div> 22.1%
3	普通	117	<div><div></div></div> 29.8%
4	同意	90	<div><div></div></div> 22.9%
5	非常同意	23	<div><div></div></div> 5.9%
9	遺漏值	0	
Warning: these figures indicate the number of cases found in the data file. They cannot be interpreted as summary statistics of the population of interest.			

# d2.15: 服務使用後-當別人用異樣眼光看我時, 我會覺得無奈			
Information	[Type= discrete] [Format=numeric] [Range= 1-9] [Missing=*]		
Statistics [NW/ W]	[Valid=393 /-] [Invalid=0 /-]		
Value	Label	Cases	Percentage
1	非常不同意	108	<div><div></div></div> 27.5%
2	不同意	141	<div><div></div></div> 35.9%
3	普通	89	<div><div></div></div> 22.6%
4	同意	44	<div><div></div></div> 11.2%
5	非常同意	11	<div><div></div></div> 2.8%
9	遺漏值	0	
Warning: these figures indicate the number of cases found in the data file. They cannot be interpreted as summary statistics of the population of interest.			
# d2.16: 服務使用後-我會勇於面對挫折			
Information	[Type= discrete] [Format=numeric] [Range= 1-9] [Missing=*]		
Statistics [NW/ W]	[Valid=393 /-] [Invalid=0 /-]		
Value	Label	Cases	Percentage
1	非常不同意	7	<div><div></div></div> 1.8%
2	不同意	20	<div><div></div></div> 5.1%
3	普通	100	<div><div></div></div> 25.4%
4	同意	193	<div><div></div></div> 49.1%
5	非常同意	73	<div><div></div></div> 18.6%
9	遺漏值	0	
Warning: these figures indicate the number of cases found in the data file. They cannot be interpreted as summary statistics of the population of interest.			
# d2.17: 服務使用後-社區居民彼此相互信任			
Information	[Type= discrete] [Format=numeric] [Range= 1-9] [Missing=*]		
Statistics [NW/ W]	[Valid=393 /-] [Invalid=0 /-]		
Value	Label	Cases	Percentage
1	非常不同意	6	<div><div></div></div> 1.5%
2	不同意	17	<div><div></div></div> 4.3%
3	普通	97	<div><div></div></div> 24.7%
4	同意	185	<div><div></div></div> 47.1%
5	非常同意	88	<div><div></div></div> 22.4%
9	遺漏值	0	
Warning: these figures indicate the number of cases found in the data file. They cannot be interpreted as summary statistics of the population of interest.			
# d2.18: 服務使用後-社區居民遵守社區的規範/風俗習慣			
Information	[Type= discrete] [Format=numeric] [Range= 1-9] [Missing=*]		
Statistics [NW/ W]	[Valid=393 /-] [Invalid=0 /-]		
Value	Label	Cases	Percentage
1	非常不同意	1	<div><div></div></div> 0.3%
2	不同意	14	<div><div></div></div> 3.6%
3	普通	103	<div><div></div></div> 26.2%
4	同意	220	<div><div></div></div> 56.0%
5	非常同意	55	<div><div></div></div> 14.0%
9	遺漏值	0	
Warning: these figures indicate the number of cases found in the data file. They cannot be interpreted as summary statistics of the population of interest.			

# d2.19: 服務使用後-社區居民彼此來往密切			
Information	[Type= discrete] [Format=numeric] [Range= 1-9] [Missing=*]		
Statistics [NW/ W]	[Valid=393 /-] [Invalid=0 /-]		
Value	Label	Cases	Percentage
1	非常不同意	14	<div><div></div></div> 3.6%
2	不同意	38	<div><div></div></div> 9.7%
3	普通	84	<div><div></div></div> 21.4%
4	同意	171	<div><div></div></div> 43.5%
5	非常同意	86	<div><div></div></div> 21.9%
9	遺漏值	0	
Warning: these figures indicate the number of cases found in the data file. They cannot be interpreted as summary statistics of the population of interest.			
# d2.20: 服務使用後-如果有人遭遇困難，社區居民會相互幫忙			
Information	[Type= discrete] [Format=numeric] [Range= 1-9] [Missing=*]		
Statistics [NW/ W]	[Valid=393 /-] [Invalid=0 /-]		
Value	Label	Cases	Percentage
1	非常不同意	3	<div><div></div></div> 0.8%
2	不同意	26	<div><div></div></div> 6.6%
3	普通	73	<div><div></div></div> 18.6%
4	同意	195	<div><div></div></div> 49.6%
5	非常同意	96	<div><div></div></div> 24.4%
9	遺漏值	0	
Warning: these figures indicate the number of cases found in the data file. They cannot be interpreted as summary statistics of the population of interest.			
# d2.21: 服務使用後-社區居民對社區有良好的向心力			
Information	[Type= discrete] [Format=numeric] [Range= 1-9] [Missing=*]		
Statistics [NW/ W]	[Valid=393 /-] [Invalid=0 /-]		
Value	Label	Cases	Percentage
1	非常不同意	10	<div><div></div></div> 2.5%
2	不同意	29	<div><div></div></div> 7.4%
3	普通	111	<div><div></div></div> 28.2%
4	同意	171	<div><div></div></div> 43.5%
5	非常同意	72	<div><div></div></div> 18.3%
9	遺漏值	0	
Warning: these figures indicate the number of cases found in the data file. They cannot be interpreted as summary statistics of the population of interest.			
# d2.22: 服務使用後-社區擁有良好的生活機能，如商店、醫院、市場...			
Information	[Type= discrete] [Format=numeric] [Range= 1-9] [Missing=*]		
Statistics [NW/ W]	[Valid=393 /-] [Invalid=0 /-]		
Value	Label	Cases	Percentage
1	非常不同意	12	<div><div></div></div> 3.1%
2	不同意	23	<div><div></div></div> 5.9%
3	普通	60	<div><div></div></div> 15.3%
4	同意	208	<div><div></div></div> 52.9%
5	非常同意	90	<div><div></div></div> 22.9%
9	遺漏值	0	
Warning: these figures indicate the number of cases found in the data file. They cannot be interpreted as summary statistics of the population of interest.			

# d2.23: 服務使用後-社區能提供居民各種學習的機會或管道			
Information	[Type= discrete] [Format=numeric] [Range= 1-9] [Missing=*]		
Statistics [NW/ W]	[Valid=393 /-] [Invalid=0 /-]		
Value	Label	Cases	Percentage
1	非常不同意	17	<div><div></div></div> 4.3%
2	不同意	37	<div><div></div></div> 9.4%
3	普通	147	<div><div></div></div> 37.4%
4	同意	158	<div><div></div></div> 40.2%
5	非常同意	34	<div><div></div></div> 8.7%
9	遺漏值	0	
Warning: these figures indicate the number of cases found in the data file. They cannot be interpreted as summary statistics of the population of interest.			
# d2.24: 服務使用後-社區能提供弱勢者適切的服務			
Information	[Type= discrete] [Format=numeric] [Range= 1-9] [Missing=*]		
Statistics [NW/ W]	[Valid=393 /-] [Invalid=0 /-]		
Value	Label	Cases	Percentage
1	非常不同意	12	<div><div></div></div> 3.1%
2	不同意	35	<div><div></div></div> 8.9%
3	普通	158	<div><div></div></div> 40.2%
4	同意	151	<div><div></div></div> 38.4%
5	非常同意	36	<div><div></div></div> 9.2%
9	遺漏值	1	<div><div></div></div> 0.3%
Warning: these figures indicate the number of cases found in the data file. They cannot be interpreted as summary statistics of the population of interest.			
# e1.1: 服務使用前-我可以維持正常飲食			
Information	[Type= discrete] [Format=numeric] [Range= 1-9] [Missing=*]		
Statistics [NW/ W]	[Valid=393 /-] [Invalid=0 /-]		
Value	Label	Cases	Percentage
1	非常不同意	0	
2	不同意	6	<div><div></div></div> 1.5%
3	普通	39	<div><div></div></div> 9.9%
4	同意	232	<div><div></div></div> 59.0%
5	非常同意	116	<div><div></div></div> 29.5%
9	遺漏值	0	
Warning: these figures indicate the number of cases found in the data file. They cannot be interpreted as summary statistics of the population of interest.			
# e1.2: 服務使用前-我有足以維持生活所需的衣物			
Information	[Type= discrete] [Format=numeric] [Range= 1-9] [Missing=*]		
Statistics [NW/ W]	[Valid=393 /-] [Invalid=0 /-]		
Value	Label	Cases	Percentage
1	非常不同意	0	
2	不同意	1	<div><div></div></div> 0.3%
3	普通	26	<div><div></div></div> 6.6%
4	同意	226	<div><div></div></div> 57.5%
5	非常同意	140	<div><div></div></div> 35.6%
9	遺漏值	0	
Warning: these figures indicate the number of cases found in the data file. They cannot be interpreted as summary statistics of the population of interest.			

# e1.3: 服務使用前-我有符合生活所需的住處			
Information	[Type= discrete] [Format=numeric] [Range= 1-9] [Missing=*]		
Statistics [NW/ W]	[Valid=393 /-] [Invalid=0 /-]		
Value	Label	Cases	Percentage
1	非常不同意	1	0.3%
2	不同意	1	0.3%
3	普通	36	9.2%
4	同意	222	56.5%
5	非常同意	133	33.8%
9	遺漏值	0	
Warning: these figures indicate the number of cases found in the data file. They cannot be interpreted as summary statistics of the population of interest.			
# e1.4: 服務使用前-我可以維持日常活動			
Information	[Type= discrete] [Format=numeric] [Range= 1-9] [Missing=*]		
Statistics [NW/ W]	[Valid=393 /-] [Invalid=0 /-]		
Value	Label	Cases	Percentage
1	非常不同意	2	0.5%
2	不同意	6	1.5%
3	普通	29	7.4%
4	同意	229	58.3%
5	非常同意	126	32.1%
9	遺漏值	1	0.3%
Warning: these figures indicate the number of cases found in the data file. They cannot be interpreted as summary statistics of the population of interest.			
# e1.5: 服務使用前-我的性生活是正常的			
Information	[Type= discrete] [Format=numeric] [Range= 1-9] [Missing=*]		
Statistics [NW/ W]	[Valid=393 /-] [Invalid=0 /-]		
Value	Label	Cases	Percentage
1	非常不同意	34	8.7%
2	不同意	34	8.7%
3	普通	151	38.4%
4	同意	152	38.7%
5	非常同意	22	5.6%
9	遺漏值	0	
Warning: these figures indicate the number of cases found in the data file. They cannot be interpreted as summary statistics of the population of interest.			
# e1.6: 服務使用前-我的身體是健康的			
Information	[Type= discrete] [Format=numeric] [Range= 1-9] [Missing=*]		
Statistics [NW/ W]	[Valid=393 /-] [Invalid=0 /-]		
Value	Label	Cases	Percentage
1	非常不同意	7	1.8%
2	不同意	38	9.7%
3	普通	86	21.9%
4	同意	175	44.5%
5	非常同意	87	22.1%
9	遺漏值	0	
Warning: these figures indicate the number of cases found in the data file. They cannot be interpreted as summary statistics of the population of interest.			

# e1.7: 服務使用前-我能夠獲得家人的關心			
Information	[Type= discrete] [Format=numeric] [Range= 1-9] [Missing=*]		
Statistics [NW/ W]	[Valid=393 /-] [Invalid=0 /-]		
Value	Label	Cases	Percentage
1	非常不同意	2	<div><div></div></div> 0.5%
2	不同意	6	<div><div></div></div> 1.5%
3	普通	23	<div><div></div></div> 5.9%
4	同意	180	<div><div></div></div> 45.8%
5	非常同意	182	<div><div></div></div> 46.3%
9	遺漏值	0	
Warning: these figures indicate the number of cases found in the data file. They cannot be interpreted as summary statistics of the population of interest.			
# e1.8: 服務使用前-我的生活是有目標的			
Information	[Type= discrete] [Format=numeric] [Range= 1-9] [Missing=*]		
Statistics [NW/ W]	[Valid=393 /-] [Invalid=0 /-]		
Value	Label	Cases	Percentage
1	非常不同意	34	<div><div></div></div> 8.7%
2	不同意	41	<div><div></div></div> 10.4%
3	普通	127	<div><div></div></div> 32.3%
4	同意	149	<div><div></div></div> 37.9%
5	非常同意	42	<div><div></div></div> 10.7%
9	遺漏值	0	
Warning: these figures indicate the number of cases found in the data file. They cannot be interpreted as summary statistics of the population of interest.			
# e1.9: 服務使用前-我常感覺焦慮不安/易於動怒			
Information	[Type= discrete] [Format=numeric] [Range= 1-9] [Missing=*]		
Statistics [NW/ W]	[Valid=393 /-] [Invalid=0 /-]		
Value	Label	Cases	Percentage
1	非常不同意	123	<div><div></div></div> 31.3%
2	不同意	161	<div><div></div></div> 41.0%
3	普通	61	<div><div></div></div> 15.5%
4	同意	41	<div><div></div></div> 10.4%
5	非常同意	7	<div><div></div></div> 1.8%
9	遺漏值	0	
Warning: these figures indicate the number of cases found in the data file. They cannot be interpreted as summary statistics of the population of interest.			
# e1.10: 服務使用前-日常生活裡，我常覺得心情低落/很鬱卒			
Information	[Type= discrete] [Format=numeric] [Range= 1-9] [Missing=*]		
Statistics [NW/ W]	[Valid=393 /-] [Invalid=0 /-]		
Value	Label	Cases	Percentage
1	非常不同意	124	<div><div></div></div> 31.6%
2	不同意	156	<div><div></div></div> 39.7%
3	普通	59	<div><div></div></div> 15.0%
4	同意	49	<div><div></div></div> 12.5%
5	非常同意	5	<div><div></div></div> 1.3%
9	遺漏值	0	
Warning: these figures indicate the number of cases found in the data file. They cannot be interpreted as summary statistics of the population of interest.			

# e1.11: 服務使用前-日常生活裡，我常覺得很多事情讓我擔心或恐懼			
Information	[Type= discrete] [Format=numeric] [Range= 1-9] [Missing=*]		
Statistics [NW/ W]	[Valid=393 /-] [Invalid=0 /-]		
Value	Label	Cases	Percentage
1	非常不同意	125	<div><div></div></div> 31.8%
2	不同意	153	<div><div></div></div> 38.9%
3	普通	56	<div><div></div></div> 14.2%
4	同意	54	<div><div></div></div> 13.7%
5	非常同意	5	<div><div></div></div> 1.3%
9	遺漏值	0	
Warning: these figures indicate the number of cases found in the data file. They cannot be interpreted as summary statistics of the population of interest.			
# e1.12: 服務使用前-我能夠接納我目前的處境			
Information	[Type= discrete] [Format=numeric] [Range= 1-9] [Missing=*]		
Statistics [NW/ W]	[Valid=393 /-] [Invalid=0 /-]		
Value	Label	Cases	Percentage
1	非常不同意	3	<div><div></div></div> 0.8%
2	不同意	11	<div><div></div></div> 2.8%
3	普通	76	<div><div></div></div> 19.3%
4	同意	231	<div><div></div></div> 58.8%
5	非常同意	72	<div><div></div></div> 18.3%
9	遺漏值	0	
Warning: these figures indicate the number of cases found in the data file. They cannot be interpreted as summary statistics of the population of interest.			
# e1.13: 服務使用前-我能夠與鄰居和樂相處			
Information	[Type= discrete] [Format=numeric] [Range= 1-9] [Missing=*]		
Statistics [NW/ W]	[Valid=393 /-] [Invalid=0 /-]		
Value	Label	Cases	Percentage
1	非常不同意	7	<div><div></div></div> 1.8%
2	不同意	12	<div><div></div></div> 3.1%
3	普通	76	<div><div></div></div> 19.3%
4	同意	209	<div><div></div></div> 53.2%
5	非常同意	89	<div><div></div></div> 22.6%
9	遺漏值	0	
Warning: these figures indicate the number of cases found in the data file. They cannot be interpreted as summary statistics of the population of interest.			
# e1.14: 服務使用前-我能夠與朋友和樂相處			
Information	[Type= discrete] [Format=numeric] [Range= 1-9] [Missing=*]		
Statistics [NW/ W]	[Valid=393 /-] [Invalid=0 /-]		
Value	Label	Cases	Percentage
1	非常不同意	7	<div><div></div></div> 1.8%
2	不同意	11	<div><div></div></div> 2.8%
3	普通	45	<div><div></div></div> 11.5%
4	同意	217	<div><div></div></div> 55.2%
5	非常同意	113	<div><div></div></div> 28.8%
9	遺漏值	0	
Warning: these figures indicate the number of cases found in the data file. They cannot be interpreted as summary statistics of the population of interest.			

# e1.15: 服務使用前-我覺得他人對我是冷淡的			
Information	[Type= discrete] [Format=numeric] [Range= 1-9] [Missing=*]		
Statistics [NW/ W]	[Valid=393 /-] [Invalid=0 /-]		
Value	Label	Cases	Percentage
1	非常不同意	149	<div><div></div></div> 37.9%
2	不同意	198	<div><div></div></div> 50.4%
3	普通	28	<div><div></div></div> 7.1%
4	同意	17	<div><div></div></div> 4.3%
5	非常同意	1	<div><div></div></div> 0.3%
9	遺漏值	0	
Warning: these figures indicate the number of cases found in the data file. They cannot be interpreted as summary statistics of the population of interest.			
# e1.16: 服務使用前-我覺得我遭受到他人的排斥			
Information	[Type= discrete] [Format=numeric] [Range= 1-9] [Missing=*]		
Statistics [NW/ W]	[Valid=393 /-] [Invalid=0 /-]		
Value	Label	Cases	Percentage
1	非常不同意	153	<div><div></div></div> 38.9%
2	不同意	207	<div><div></div></div> 52.7%
3	普通	21	<div><div></div></div> 5.3%
4	同意	8	<div><div></div></div> 2.0%
5	非常同意	4	<div><div></div></div> 1.0%
9	遺漏值	0	
Warning: these figures indicate the number of cases found in the data file. They cannot be interpreted as summary statistics of the population of interest.			

# e1.17: 服務使用前-我有機會與他人分享知識或技能			
Information	[Type= discrete] [Format=numeric] [Range= 1-9] [Missing=*]		
Statistics [NW/ W]	[Valid=393 /-] [Invalid=0 /-]		
Value	Label	Cases	Percentage
1	非常不同意	41	<div><div></div></div> 10.4%
2	不同意	72	<div><div></div></div> 18.3%
3	普通	110	<div><div></div></div> 28.0%
4	同意	148	<div><div></div></div> 37.7%
5	非常同意	22	<div><div></div></div> 5.6%
9	遺漏值	0	
Warning: these figures indicate the number of cases found in the data file. They cannot be interpreted as summary statistics of the population of interest.			
# e1.18: 服務使用前-我能夠有從事符合自己興趣及能力之志願服務的機會			
Information	[Type= discrete] [Format=numeric] [Range= 1-9] [Missing=*]		
Statistics [NW/ W]	[Valid=393 /-] [Invalid=0 /-]		
Value	Label	Cases	Percentage
1	非常不同意	56	<div><div></div></div> 14.2%
2	不同意	63	<div><div></div></div> 16.0%
3	普通	98	<div><div></div></div> 24.9%
4	同意	131	<div><div></div></div> 33.3%
5	非常同意	45	<div><div></div></div> 11.5%
9	遺漏值	0	
Warning: these figures indicate the number of cases found in the data file. They cannot be interpreted as summary statistics of the population of interest.			
# e1.19: 服務使用前-我能夠有發揮自己潛能的機會			
Information	[Type= discrete] [Format=numeric] [Range= 1-9] [Missing=*]		
Statistics [NW/ W]	[Valid=393 /-] [Invalid=0 /-]		
Value	Label	Cases	Percentage
1	非常不同意	40	<div><div></div></div> 10.2%
2	不同意	80	<div><div></div></div> 20.4%
3	普通	137	<div><div></div></div> 34.9%
4	同意	113	<div><div></div></div> 28.8%
5	非常同意	23	<div><div></div></div> 5.9%
9	遺漏值	0	
Warning: these figures indicate the number of cases found in the data file. They cannot be interpreted as summary statistics of the population of interest.			
# e1.20: 服務使用前-我能夠有機會學習/挑戰新的事務			
Information	[Type= discrete] [Format=numeric] [Range= 1-9] [Missing=*]		
Statistics [NW/ W]	[Valid=393 /-] [Invalid=0 /-]		
Value	Label	Cases	Percentage
1	非常不同意	25	<div><div></div></div> 6.4%
2	不同意	80	<div><div></div></div> 20.4%
3	普通	147	<div><div></div></div> 37.4%
4	同意	120	<div><div></div></div> 30.5%
5	非常同意	21	<div><div></div></div> 5.3%
9	遺漏值	0	
Warning: these figures indicate the number of cases found in the data file. They cannot be interpreted as summary statistics of the population of interest.			

# e1.21: 服務使用前-我能夠獲得他人的接納/賞識			
Information	[Type= discrete] [Format=numeric] [Range= 1-9] [Missing=*]		
Statistics [NW/ W]	[Valid=393 /-] [Invalid=0 /-]		
Value	Label	Cases	Percentage
1	非常不同意	6	<div><div></div></div> 1.5%
2	不同意	33	<div><div></div></div> 8.4%
3	普通	155	<div><div></div></div> 39.4%
4	同意	165	<div><div></div></div> 42.0%
5	非常同意	34	<div><div></div></div> 8.7%
9	遺漏值	0	
Warning: these figures indicate the number of cases found in the data file. They cannot be interpreted as summary statistics of the population of interest.			
# e1.22: 服務使用前-我能夠過著有尊嚴的生活			
Information	[Type= discrete] [Format=numeric] [Range= 1-9] [Missing=*]		
Statistics [NW/ W]	[Valid=393 /-] [Invalid=0 /-]		
Value	Label	Cases	Percentage
1	非常不同意	1	<div><div></div></div> 0.3%
2	不同意	5	<div><div></div></div> 1.3%
3	普通	74	<div><div></div></div> 18.8%
4	同意	228	<div><div></div></div> 58.0%
5	非常同意	85	<div><div></div></div> 21.6%
9	遺漏值	0	
Warning: these figures indicate the number of cases found in the data file. They cannot be interpreted as summary statistics of the population of interest.			
# e1.23: 服務使用前-我覺得生活過得沒有意義			
Information	[Type= discrete] [Format=numeric] [Range= 1-9] [Missing=*]		
Statistics [NW/ W]	[Valid=393 /-] [Invalid=0 /-]		
Value	Label	Cases	Percentage
1	非常不同意	112	<div><div></div></div> 28.5%
2	不同意	172	<div><div></div></div> 43.8%
3	普通	62	<div><div></div></div> 15.8%
4	同意	40	<div><div></div></div> 10.2%
5	非常同意	7	<div><div></div></div> 1.8%
9	遺漏值	0	
Warning: these figures indicate the number of cases found in the data file. They cannot be interpreted as summary statistics of the population of interest.			
# e1.24: 服務使用前-整體而言，我這一生是沒有白活的			
Information	[Type= discrete] [Format=numeric] [Range= 1-9] [Missing=*]		
Statistics [NW/ W]	[Valid=393 /-] [Invalid=0 /-]		
Value	Label	Cases	Percentage
1	非常不同意	18	<div><div></div></div> 4.6%
2	不同意	52	<div><div></div></div> 13.2%
3	普通	99	<div><div></div></div> 25.2%
4	同意	136	<div><div></div></div> 34.6%
5	非常同意	88	<div><div></div></div> 22.4%
9	遺漏值	0	
Warning: these figures indicate the number of cases found in the data file. They cannot be interpreted as summary statistics of the population of interest.			

# e2.1: 服務使用後-我可以維持正常飲食			
Information	[Type= discrete] [Format=numeric] [Range= 1-9] [Missing=*]		
Statistics [NW/ W]	[Valid=393 /-] [Invalid=0 /-]		
Value	Label	Cases	Percentage
1	非常不同意	0	
2	不同意	3	0.8%
3	普通	27	6.9%
4	同意	220	56.0%
5	非常同意	143	36.4%
9	遺漏值	0	
Warning: these figures indicate the number of cases found in the data file. They cannot be interpreted as summary statistics of the population of interest.			
# e2.2: 服務使用後-我有足以維持生活所需的衣物			
Information	[Type= discrete] [Format=numeric] [Range= 1-9] [Missing=*]		
Statistics [NW/ W]	[Valid=393 /-] [Invalid=0 /-]		
Value	Label	Cases	Percentage
1	非常不同意	0	
2	不同意	2	0.5%
3	普通	22	5.6%
4	同意	224	57.0%
5	非常同意	145	36.9%
9	遺漏值	0	
Warning: these figures indicate the number of cases found in the data file. They cannot be interpreted as summary statistics of the population of interest.			
# e2.3: 服務使用後-我有符合生活所需的住處			
Information	[Type= discrete] [Format=numeric] [Range= 1-9] [Missing=*]		
Statistics [NW/ W]	[Valid=393 /-] [Invalid=0 /-]		
Value	Label	Cases	Percentage
1	非常不同意	0	
2	不同意	3	0.8%
3	普通	35	8.9%
4	同意	219	55.7%
5	非常同意	136	34.6%
9	遺漏值	0	
Warning: these figures indicate the number of cases found in the data file. They cannot be interpreted as summary statistics of the population of interest.			
# e2.4: 服務使用後-我可以維持日常活動			
Information	[Type= discrete] [Format=numeric] [Range= 1-9] [Missing=*]		
Statistics [NW/ W]	[Valid=393 /-] [Invalid=0 /-]		
Value	Label	Cases	Percentage
1	非常不同意	2	0.5%
2	不同意	8	2.0%
3	普通	27	6.9%
4	同意	221	56.2%
5	非常同意	134	34.1%
9	遺漏值	1	0.3%
Warning: these figures indicate the number of cases found in the data file. They cannot be interpreted as summary statistics of the population of interest.			

# e2.5: 服務使用後-我的性生活是正常的			
Information	[Type= discrete] [Format=numeric] [Range= 1-9] [Missing=*]		
Statistics [NW/ W]	[Valid=393 /-] [Invalid=0 /-]		
Value	Label	Cases	Percentage
1	非常不同意	35	<div><div></div></div> 8.9%
2	不同意	64	<div><div></div></div> 16.3%
3	普通	155	<div><div></div></div> 39.4%
4	同意	116	<div><div></div></div> 29.5%
5	非常同意	23	<div><div></div></div> 5.9%
9	遺漏值	0	
Warning: these figures indicate the number of cases found in the data file. They cannot be interpreted as summary statistics of the population of interest.			
# e2.6: 服務使用後-我的身體是健康的			
Information	[Type= discrete] [Format=numeric] [Range= 1-9] [Missing=*]		
Statistics [NW/ W]	[Valid=393 /-] [Invalid=0 /-]		
Value	Label	Cases	Percentage
1	非常不同意	20	<div><div></div></div> 5.1%
2	不同意	60	<div><div></div></div> 15.3%
3	普通	97	<div><div></div></div> 24.7%
4	同意	137	<div><div></div></div> 34.9%
5	非常同意	78	<div><div></div></div> 19.8%
9	遺漏值	1	<div><div></div></div> 0.3%
Warning: these figures indicate the number of cases found in the data file. They cannot be interpreted as summary statistics of the population of interest.			
# e2.7: 服務使用後-我能夠獲得家人的關心			
Information	[Type= discrete] [Format=numeric] [Range= 1-9] [Missing=*]		
Statistics [NW/ W]	[Valid=393 /-] [Invalid=0 /-]		
Value	Label	Cases	Percentage
1	非常不同意	1	<div><div></div></div> 0.3%
2	不同意	4	<div><div></div></div> 1.0%
3	普通	21	<div><div></div></div> 5.3%
4	同意	165	<div><div></div></div> 42.0%
5	非常同意	201	<div><div></div></div> 51.1%
9	遺漏值	1	<div><div></div></div> 0.3%
Warning: these figures indicate the number of cases found in the data file. They cannot be interpreted as summary statistics of the population of interest.			
# e2.8: 服務使用後-我的生活是有目標的			
Information	[Type= discrete] [Format=numeric] [Range= 1-9] [Missing=*]		
Statistics [NW/ W]	[Valid=393 /-] [Invalid=0 /-]		
Value	Label	Cases	Percentage
1	非常不同意	42	<div><div></div></div> 10.7%
2	不同意	40	<div><div></div></div> 10.2%
3	普通	94	<div><div></div></div> 23.9%
4	同意	169	<div><div></div></div> 43.0%
5	非常同意	46	<div><div></div></div> 11.7%
9	遺漏值	2	<div><div></div></div> 0.5%
Warning: these figures indicate the number of cases found in the data file. They cannot be interpreted as summary statistics of the population of interest.			

# e2.9: 服務使用後-我常感覺焦慮不安/易於動怒			
Information	[Type= discrete] [Format=numeric] [Range= 1-9] [Missing=*]		
Statistics [NW/ W]	[Valid=393 /-] [Invalid=0 /-]		
Value	Label	Cases	Percentage
1	非常不同意	132	<div><div></div></div> 33.6%
2	不同意	152	<div><div></div></div> 38.7%
3	普通	62	<div><div></div></div> 15.8%
4	同意	37	<div><div></div></div> 9.4%
5	非常同意	10	<div><div></div></div> 2.5%
9	遺漏值	0	
Warning: these figures indicate the number of cases found in the data file. They cannot be interpreted as summary statistics of the population of interest.			
# e2.10: 服務使用後-日常生活裡，我常覺得心情低落/很鬱卒			
Information	[Type= discrete] [Format=numeric] [Range= 1-9] [Missing=*]		
Statistics [NW/ W]	[Valid=393 /-] [Invalid=0 /-]		
Value	Label	Cases	Percentage
1	非常不同意	130	<div><div></div></div> 33.1%
2	不同意	159	<div><div></div></div> 40.5%
3	普通	53	<div><div></div></div> 13.5%
4	同意	44	<div><div></div></div> 11.2%
5	非常同意	7	<div><div></div></div> 1.8%
9	遺漏值	0	
Warning: these figures indicate the number of cases found in the data file. They cannot be interpreted as summary statistics of the population of interest.			
# e2.11: 服務使用後-日常生活裡，我常覺得很多事情讓我擔心或恐懼			
Information	[Type= discrete] [Format=numeric] [Range= 1-9] [Missing=*]		
Statistics [NW/ W]	[Valid=393 /-] [Invalid=0 /-]		
Value	Label	Cases	Percentage
1	非常不同意	126	<div><div></div></div> 32.1%
2	不同意	162	<div><div></div></div> 41.2%
3	普通	51	<div><div></div></div> 13.0%
4	同意	47	<div><div></div></div> 12.0%
5	非常同意	7	<div><div></div></div> 1.8%
9	遺漏值	0	
Warning: these figures indicate the number of cases found in the data file. They cannot be interpreted as summary statistics of the population of interest.			
# e2.12: 服務使用後-我能夠接納我目前的處境			
Information	[Type= discrete] [Format=numeric] [Range= 1-9] [Missing=*]		
Statistics [NW/ W]	[Valid=393 /-] [Invalid=0 /-]		
Value	Label	Cases	Percentage
1	非常不同意	2	<div><div></div></div> 0.5%
2	不同意	11	<div><div></div></div> 2.8%
3	普通	72	<div><div></div></div> 18.3%
4	同意	227	<div><div></div></div> 57.8%
5	非常同意	81	<div><div></div></div> 20.6%
9	遺漏值	0	
Warning: these figures indicate the number of cases found in the data file. They cannot be interpreted as summary statistics of the population of interest.			

# e2.13: 服務使用後-我能夠與鄰居和樂相處			
Information	[Type= discrete] [Format=numeric] [Range= 1-9] [Missing=*]		
Statistics [NW/ W]	[Valid=393 /-] [Invalid=0 /-]		
Value	Label	Cases	Percentage
1	非常不同意	7	<div><div></div></div> 1.8%
2	不同意	14	<div><div></div></div> 3.6%
3	普通	76	<div><div></div></div> 19.3%
4	同意	195	<div><div></div></div> 49.6%
5	非常同意	100	<div><div></div></div> 25.4%
9	遺漏值	1	<div><div></div></div> 0.3%
Warning: these figures indicate the number of cases found in the data file. They cannot be interpreted as summary statistics of the population of interest.			
# e2.14: 服務使用後-我能夠與朋友和樂相處			
Information	[Type= discrete] [Format=numeric] [Range= 1-9] [Missing=*]		
Statistics [NW/ W]	[Valid=393 /-] [Invalid=0 /-]		
Value	Label	Cases	Percentage
1	非常不同意	5	<div><div></div></div> 1.3%
2	不同意	13	<div><div></div></div> 3.3%
3	普通	40	<div><div></div></div> 10.2%
4	同意	193	<div><div></div></div> 49.1%
5	非常同意	142	<div><div></div></div> 36.1%
9	遺漏值	0	
Warning: these figures indicate the number of cases found in the data file. They cannot be interpreted as summary statistics of the population of interest.			
# e2.15: 服務使用後-我覺得他人對我是冷淡的			
Information	[Type= discrete] [Format=numeric] [Range= 1-9] [Missing=*]		
Statistics [NW/ W]	[Valid=393 /-] [Invalid=0 /-]		
Value	Label	Cases	Percentage
1	非常不同意	151	<div><div></div></div> 38.4%
2	不同意	189	<div><div></div></div> 48.1%
3	普通	32	<div><div></div></div> 8.1%
4	同意	17	<div><div></div></div> 4.3%
5	非常同意	2	<div><div></div></div> 0.5%
9	遺漏值	2	<div><div></div></div> 0.5%
Warning: these figures indicate the number of cases found in the data file. They cannot be interpreted as summary statistics of the population of interest.			
# e2.16: 服務使用後-我覺得我遭受到他人的排斥			
Information	[Type= discrete] [Format=numeric] [Range= 1-9] [Missing=*]		
Statistics [NW/ W]	[Valid=393 /-] [Invalid=0 /-]		
Value	Label	Cases	Percentage
1	非常不同意	161	<div><div></div></div> 41.0%
2	不同意	193	<div><div></div></div> 49.1%
3	普通	24	<div><div></div></div> 6.1%
4	同意	11	<div><div></div></div> 2.8%
5	非常同意	2	<div><div></div></div> 0.5%
9	遺漏值	2	<div><div></div></div> 0.5%
Warning: these figures indicate the number of cases found in the data file. They cannot be interpreted as summary statistics of the population of interest.			

# e2.17: 服務使用後-我有機會與他人分享知識或技能			
Information	[Type= discrete] [Format=numeric] [Range= 1-9] [Missing=*]		
Statistics [NW/ W]	[Valid=393 /-] [Invalid=0 /-]		
Value	Label	Cases	Percentage
1	非常不同意	31	<div><div></div></div> 7.9%
2	不同意	42	<div><div></div></div> 10.7%
3	普通	92	<div><div></div></div> 23.4%
4	同意	187	<div><div></div></div> 47.6%
5	非常同意	41	<div><div></div></div> 10.4%
9	遺漏值	0	
Warning: these figures indicate the number of cases found in the data file. They cannot be interpreted as summary statistics of the population of interest.			
# e2.18: 服務使用後-我能夠有從事符合自己興趣及能力之志願服務的機會			
Information	[Type= discrete] [Format=numeric] [Range= 1-9] [Missing=*]		
Statistics [NW/ W]	[Valid=393 /-] [Invalid=0 /-]		
Value	Label	Cases	Percentage
1	非常不同意	52	<div><div></div></div> 13.2%
2	不同意	63	<div><div></div></div> 16.0%
3	普通	83	<div><div></div></div> 21.1%
4	同意	137	<div><div></div></div> 34.9%
5	非常同意	58	<div><div></div></div> 14.8%
9	遺漏值	0	
Warning: these figures indicate the number of cases found in the data file. They cannot be interpreted as summary statistics of the population of interest.			
# e2.19: 服務使用後-我能夠有發揮自己潛能的機會			
Information	[Type= discrete] [Format=numeric] [Range= 1-9] [Missing=*]		
Statistics [NW/ W]	[Valid=393 /-] [Invalid=0 /-]		
Value	Label	Cases	Percentage
1	非常不同意	25	<div><div></div></div> 6.4%
2	不同意	52	<div><div></div></div> 13.2%
3	普通	105	<div><div></div></div> 26.7%
4	同意	165	<div><div></div></div> 42.0%
5	非常同意	46	<div><div></div></div> 11.7%
9	遺漏值	0	
Warning: these figures indicate the number of cases found in the data file. They cannot be interpreted as summary statistics of the population of interest.			
# e2.20: 服務使用後-我能夠有機會學習/挑戰新的事務			
Information	[Type= discrete] [Format=numeric] [Range= 1-9] [Missing=*]		
Statistics [NW/ W]	[Valid=393 /-] [Invalid=0 /-]		
Value	Label	Cases	Percentage
1	非常不同意	13	<div><div></div></div> 3.3%
2	不同意	28	<div><div></div></div> 7.1%
3	普通	74	<div><div></div></div> 18.8%
4	同意	205	<div><div></div></div> 52.2%
5	非常同意	73	<div><div></div></div> 18.6%
9	遺漏值	0	
Warning: these figures indicate the number of cases found in the data file. They cannot be interpreted as summary statistics of the population of interest.			

# e2.21: 服務使用後-我能夠獲得他人的接納/賞識			
Information	[Type= discrete] [Format=numeric] [Range= 1-9] [Missing=*]		
Statistics [NW/ W]	[Valid=393 /-] [Invalid=0 /-]		
Value	Label	Cases	Percentage
1	非常不同意	4	1.0%
2	不同意	16	4.1%
3	普通	106	27.0%
4	同意	191	48.6%
5	非常同意	76	19.3%
9	遺漏值	0	
Warning: these figures indicate the number of cases found in the data file. They cannot be interpreted as summary statistics of the population of interest.			
# e2.22: 服務使用後-我能夠過著有尊嚴的生活			
Information	[Type= discrete] [Format=numeric] [Range= 1-9] [Missing=*]		
Statistics [NW/ W]	[Valid=393 /-] [Invalid=0 /-]		
Value	Label	Cases	Percentage
1	非常不同意	2	0.5%
2	不同意	4	1.0%
3	普通	68	17.3%
4	同意	226	57.5%
5	非常同意	91	23.2%
9	遺漏值	2	0.5%
Warning: these figures indicate the number of cases found in the data file. They cannot be interpreted as summary statistics of the population of interest.			
# e2.23: 服務使用後-我覺得生活過得沒有意義			
Information	[Type= discrete] [Format=numeric] [Range= 1-9] [Missing=*]		
Statistics [NW/ W]	[Valid=393 /-] [Invalid=0 /-]		
Value	Label	Cases	Percentage
1	非常不同意	122	31.0%
2	不同意	157	39.9%
3	普通	58	14.8%
4	同意	47	12.0%
5	非常同意	7	1.8%
9	遺漏值	2	0.5%
Warning: these figures indicate the number of cases found in the data file. They cannot be interpreted as summary statistics of the population of interest.			
# e2.24: 服務使用後-整體而言，我這一生是沒有白活的			
Information	[Type= discrete] [Format=numeric] [Range= 1-9] [Missing=*]		
Statistics [NW/ W]	[Valid=393 /-] [Invalid=0 /-]		
Value	Label	Cases	Percentage
1	非常不同意	19	4.8%
2	不同意	48	12.2%
3	普通	90	22.9%
4	同意	145	36.9%
5	非常同意	89	22.6%
9	遺漏值	2	0.5%
Warning: these figures indicate the number of cases found in the data file. They cannot be interpreted as summary statistics of the population of interest.			

# f1.1: 服務使用前-與配偶互動頻繁程度			
Information	[Type= discrete] [Format=numeric] [Range= 1-9] [Missing=*]		
Statistics [NW/ W]	[Valid=393 /-] [Invalid=0 /-]		
Value	Label	Cases	Percentage
1	非常不頻繁	3	0.8%
2	不頻繁	0	
3	普通	9	2.3%
4	頻繁	22	5.6%
5	非常頻繁	120	30.5%
8	不適用	239	60.8%
9	遺漏值	0	
Warning: these figures indicate the number of cases found in the data file. They cannot be interpreted as summary statistics of the population of interest.			
# f1.2: 服務使用前-與兒子互動頻繁程度			
Information	[Type= discrete] [Format=numeric] [Range= 1-9] [Missing=*]		
Statistics [NW/ W]	[Valid=393 /-] [Invalid=0 /-]		
Value	Label	Cases	Percentage
1	非常不頻繁	4	1.0%
2	不頻繁	13	3.3%
3	普通	37	9.4%
4	頻繁	92	23.4%
5	非常頻繁	209	53.2%
8	不適用	37	9.4%
9	遺漏值	1	0.3%
Warning: these figures indicate the number of cases found in the data file. They cannot be interpreted as summary statistics of the population of interest.			
# f1.3: 服務使用前-與媳婦互動頻繁程度			
Information	[Type= discrete] [Format=numeric] [Range= 1-9] [Missing=*]		
Statistics [NW/ W]	[Valid=393 /-] [Invalid=0 /-]		
Value	Label	Cases	Percentage
1	非常不頻繁	8	2.0%
2	不頻繁	18	4.6%
3	普通	47	12.0%
4	頻繁	82	20.9%
5	非常頻繁	167	42.5%
8	不適用	70	17.8%
9	遺漏值	1	0.3%
Warning: these figures indicate the number of cases found in the data file. They cannot be interpreted as summary statistics of the population of interest.			
# f1.4: 服務使用前-與女兒互動頻繁程度			
Information	[Type= discrete] [Format=numeric] [Range= 1-9] [Missing=*]		
Statistics [NW/ W]	[Valid=393 /-] [Invalid=0 /-]		
Value	Label	Cases	Percentage
1	非常不頻繁	5	1.3%
2	不頻繁	21	5.3%
3	普通	47	12.0%
4	頻繁	107	27.2%

# f1.4: 服務使用前-與女兒互動頻繁程度			
Value	Label	Cases	Percentage
5	非常頻繁	155	<div><div></div></div> 39.4%
8	不適用	57	<div><div></div></div> 14.5%
9	遺漏值	1	<div><div></div></div> 0.3%
Warning: these figures indicate the number of cases found in the data file. They cannot be interpreted as summary statistics of the population of interest.			
# f1.5: 服務使用前-與女婿互動頻繁程度			
Information	[Type= discrete] [Format=numeric] [Range= 1-9] [Missing=*]		
Statistics [NW/ W]	[Valid=393 /-] [Invalid=0 /-]		
Value	Label	Cases	Percentage
1	非常不頻繁	7	<div><div></div></div> 1.8%
2	不頻繁	33	<div><div></div></div> 8.4%
3	普通	72	<div><div></div></div> 18.3%
4	頻繁	87	<div><div></div></div> 22.1%
5	非常頻繁	102	<div><div></div></div> 26.0%
8	不適用	91	<div><div></div></div> 23.2%
9	遺漏值	1	<div><div></div></div> 0.3%
Warning: these figures indicate the number of cases found in the data file. They cannot be interpreted as summary statistics of the population of interest.			
# f1.6: 服務使用前-與鄰居互動頻繁程度			
Information	[Type= discrete] [Format=numeric] [Range= 1-9] [Missing=*]		
Statistics [NW/ W]	[Valid=393 /-] [Invalid=0 /-]		
Value	Label	Cases	Percentage
1	非常不頻繁	14	<div><div></div></div> 3.6%
2	不頻繁	35	<div><div></div></div> 8.9%
3	普通	101	<div><div></div></div> 25.7%
4	頻繁	93	<div><div></div></div> 23.7%
5	非常頻繁	147	<div><div></div></div> 37.4%
8	不適用	3	<div><div></div></div> 0.8%
9	遺漏值	0	
Warning: these figures indicate the number of cases found in the data file. They cannot be interpreted as summary statistics of the population of interest.			
# f1.7: 服務使用前-與親戚互動頻繁程度			
Information	[Type= discrete] [Format=numeric] [Range= 1-9] [Missing=*]		
Statistics [NW/ W]	[Valid=393 /-] [Invalid=0 /-]		
Value	Label	Cases	Percentage
1	非常不頻繁	42	<div><div></div></div> 10.7%
2	不頻繁	40	<div><div></div></div> 10.2%
3	普通	108	<div><div></div></div> 27.5%
4	頻繁	92	<div><div></div></div> 23.4%
5	非常頻繁	103	<div><div></div></div> 26.2%
8	不適用	8	<div><div></div></div> 2.0%
9	遺漏值	0	
Warning: these figures indicate the number of cases found in the data file. They cannot be interpreted as summary statistics of the population of interest.			
# f1.8: 服務使用前-與朋友互動頻繁程度			
Information	[Type= discrete] [Format=numeric] [Range= 1-9] [Missing=*]		
Statistics [NW/ W]	[Valid=393 /-] [Invalid=0 /-]		

f1.8: 服務使用前-與朋友互動頻繁程度

Value	Label	Cases	Percentage
1	非常不頻繁	12	<div><div></div></div> 3.1%
2	不頻繁	22	<div><div></div></div> 5.6%
3	普通	58	<div><div></div></div> 14.8%
4	頻繁	121	<div><div></div></div> 30.8%
5	非常頻繁	176	<div><div></div></div> 44.8%
8	不適用	4	<div><div></div></div> 1.0%
9	遺漏值	0	

Warning: these figures indicate the number of cases found in the data file. They cannot be interpreted as summary statistics of the population of interest.

f2.1: 服務使用後-與配偶互動頻繁程度

Information	[Type= discrete] [Format=numeric] [Range= 1-9] [Missing=*]
Statistics [NW/ W]	[Valid=393 /-] [Invalid=0 /-]

Value	Label	Cases	Percentage
1	非常不頻繁	2	<div><div></div></div> 0.5%
2	不頻繁	1	<div><div></div></div> 0.3%
3	普通	6	<div><div></div></div> 1.5%
4	頻繁	23	<div><div></div></div> 5.9%
5	非常頻繁	121	<div><div></div></div> 30.8%
8	不適用	239	<div><div></div></div> 60.8%
9	遺漏值	1	<div><div></div></div> 0.3%

Warning: these figures indicate the number of cases found in the data file. They cannot be interpreted as summary statistics of the population of interest.

f2.2: 服務使用後-與兒子互動頻繁程度

Information	[Type= discrete] [Format=numeric] [Range= 1-9] [Missing=*]
Statistics [NW/ W]	[Valid=393 /-] [Invalid=0 /-]

Value	Label	Cases	Percentage
1	非常不頻繁	3	<div><div></div></div> 0.8%
2	不頻繁	14	<div><div></div></div> 3.6%
3	普通	34	<div><div></div></div> 8.7%
4	頻繁	87	<div><div></div></div> 22.1%
5	非常頻繁	216	<div><div></div></div> 55.0%
8	不適用	38	<div><div></div></div> 9.7%
9	遺漏值	1	<div><div></div></div> 0.3%

Warning: these figures indicate the number of cases found in the data file. They cannot be interpreted as summary statistics of the population of interest.

f2.3: 服務使用後-與媳婦互動頻繁程度

Information	[Type= discrete] [Format=numeric] [Range= 1-9] [Missing=*]
Statistics [NW/ W]	[Valid=393 /-] [Invalid=0 /-]

Value	Label	Cases	Percentage
1	非常不頻繁	7	<div><div></div></div> 1.8%
2	不頻繁	18	<div><div></div></div> 4.6%
3	普通	44	<div><div></div></div> 11.2%
4	頻繁	82	<div><div></div></div> 20.9%
5	非常頻繁	172	<div><div></div></div> 43.8%
8	不適用	70	<div><div></div></div> 17.8%
9	遺漏值	0	

# f2.3: 服務使用後-與媳婦互動頻繁程度			
Warning: these figures indicate the number of cases found in the data file. They cannot be interpreted as summary statistics of the population of interest.			
# f2.4: 服務使用後-與女兒互動頻繁程度			
Information	[Type= discrete] [Format=numeric] [Range= 1-9] [Missing=*]		
Statistics [NW/ W]	[Valid=393 /-] [Invalid=0 /-]		
Value	Label	Cases	Percentage
1	非常不頻繁	4	1.0%
2	不頻繁	18	4.6%
3	普通	46	11.7%
4	頻繁	107	27.2%
5	非常頻繁	159	40.5%
8	不適用	57	14.5%
9	遺漏值	2	0.5%
Warning: these figures indicate the number of cases found in the data file. They cannot be interpreted as summary statistics of the population of interest.			
# f2.5: 服務使用後-與女婿互動頻繁程度			
Information	[Type= discrete] [Format=numeric] [Range= 1-9] [Missing=*]		
Statistics [NW/ W]	[Valid=393 /-] [Invalid=0 /-]		
Value	Label	Cases	Percentage
1	非常不頻繁	6	1.5%
2	不頻繁	31	7.9%
3	普通	65	16.5%
4	頻繁	90	22.9%
5	非常頻繁	109	27.7%
8	不適用	91	23.2%
9	遺漏值	1	0.3%
Warning: these figures indicate the number of cases found in the data file. They cannot be interpreted as summary statistics of the population of interest.			
# f2.6: 服務使用後-與鄰居互動頻繁程度			
Information	[Type= discrete] [Format=numeric] [Range= 1-9] [Missing=*]		
Statistics [NW/ W]	[Valid=393 /-] [Invalid=0 /-]		
Value	Label	Cases	Percentage
1	非常不頻繁	17	4.3%
2	不頻繁	39	9.9%
3	普通	107	27.2%
4	頻繁	84	21.4%
5	非常頻繁	141	35.9%
8	不適用	2	0.5%
9	遺漏值	3	0.8%
Warning: these figures indicate the number of cases found in the data file. They cannot be interpreted as summary statistics of the population of interest.			
# f2.7: 服務使用後-與親戚互動頻繁程度			
Information	[Type= discrete] [Format=numeric] [Range= 1-9] [Missing=*]		
Statistics [NW/ W]	[Valid=393 /-] [Invalid=0 /-]		
Value	Label	Cases	Percentage
1	非常不頻繁	40	10.2%
2	不頻繁	49	12.5%

# f2.7: 服務使用後-與親戚互動頻繁程度			
Value	Label	Cases	Percentage
3	普通	107	<div><div></div></div> 27.2%
4	頻繁	84	<div><div></div></div> 21.4%
5	非常頻繁	101	<div><div></div></div> 25.7%
8	不適用	9	<div><div></div></div> 2.3%
9	遺漏值	3	<div><div></div></div> 0.8%
Warning: these figures indicate the number of cases found in the data file. They cannot be interpreted as summary statistics of the population of interest.			
# f2.8: 服務使用後-與朋友互動頻繁程度			
Information	[Type= discrete] [Format=numeric] [Range= 1-9] [Missing=*]		
Statistics [NW/ W]	[Valid=393 /-] [Invalid=0 /-]		
Value	Label	Cases	Percentage
1	非常不頻繁	14	<div><div></div></div> 3.6%
2	不頻繁	27	<div><div></div></div> 6.9%
3	普通	53	<div><div></div></div> 13.5%
4	頻繁	113	<div><div></div></div> 28.8%
5	非常頻繁	179	<div><div></div></div> 45.5%
8	不適用	4	<div><div></div></div> 1.0%
9	遺漏值	3	<div><div></div></div> 0.8%
Warning: these figures indicate the number of cases found in the data file. They cannot be interpreted as summary statistics of the population of interest.			
# g1.1: 服務使用前-與配偶互動關係程度			
Information	[Type= discrete] [Format=numeric] [Range= 1-9] [Missing=*]		
Statistics [NW/ W]	[Valid=393 /-] [Invalid=0 /-]		
Value	Label	Cases	Percentage
1	非常不頻繁	3	<div><div></div></div> 0.8%
2	不頻繁	0	
3	普通	8	<div><div></div></div> 2.0%
4	頻繁	34	<div><div></div></div> 8.7%
5	非常頻繁	110	<div><div></div></div> 28.0%
8	不適用	238	<div><div></div></div> 60.6%
9	遺漏值	0	
Warning: these figures indicate the number of cases found in the data file. They cannot be interpreted as summary statistics of the population of interest.			
# g1.2: 服務使用前-與兒子互動關係程度			
Information	[Type= discrete] [Format=numeric] [Range= 1-9] [Missing=*]		
Statistics [NW/ W]	[Valid=393 /-] [Invalid=0 /-]		
Value	Label	Cases	Percentage
1	非常不頻繁	1	<div><div></div></div> 0.3%
2	不頻繁	5	<div><div></div></div> 1.3%
3	普通	22	<div><div></div></div> 5.6%
4	頻繁	104	<div><div></div></div> 26.5%
5	非常頻繁	223	<div><div></div></div> 56.7%
8	不適用	38	<div><div></div></div> 9.7%
9	遺漏值	0	
Warning: these figures indicate the number of cases found in the data file. They cannot be interpreted as summary statistics of the population of interest.			

# g1.3: 服務使用前-與媳婦互動關係程度				
Information		[Type= discrete] [Format=numeric] [Range= 1-9] [Missing=*]		
Statistics [NW/ W]		[Valid=393 /-] [Invalid=0 /-]		
Value	Label	Cases	Percentage	
1	非常不頻繁	4	<div><div></div></div>	1.0%
2	不頻繁	8	<div><div></div></div>	2.0%
3	普通	30	<div><div></div></div>	7.6%
4	頻繁	115	<div><div></div></div>	29.3%
5	非常頻繁	166	<div><div></div></div>	42.2%
8	不適用	70	<div><div></div></div>	17.8%
9	遺漏值	0		
Warning: these figures indicate the number of cases found in the data file. They cannot be interpreted as summary statistics of the population of interest.				
# g1.4: 服務使用前-與女兒互動關係程度				
Information		[Type= discrete] [Format=numeric] [Range= 1-9] [Missing=*]		
Statistics [NW/ W]		[Valid=393 /-] [Invalid=0 /-]		
Value	Label	Cases	Percentage	
1	非常不頻繁	2	<div><div></div></div>	0.5%
2	不頻繁	2	<div><div></div></div>	0.5%
3	普通	16	<div><div></div></div>	4.1%
4	頻繁	111	<div><div></div></div>	28.2%
5	非常頻繁	205	<div><div></div></div>	52.2%
8	不適用	57	<div><div></div></div>	14.5%
9	遺漏值	0		
Warning: these figures indicate the number of cases found in the data file. They cannot be interpreted as summary statistics of the population of interest.				
# g1.5: 服務使用前-與女婿互動關係程度				
Information		[Type= discrete] [Format=numeric] [Range= 1-9] [Missing=*]		
Statistics [NW/ W]		[Valid=393 /-] [Invalid=0 /-]		
Value	Label	Cases	Percentage	
1	非常不頻繁	3	<div><div></div></div>	0.8%
2	不頻繁	7	<div><div></div></div>	1.8%
3	普通	37	<div><div></div></div>	9.4%
4	頻繁	117	<div><div></div></div>	29.8%
5	非常頻繁	138	<div><div></div></div>	35.1%
8	不適用	91	<div><div></div></div>	23.2%
9	遺漏值	0		
Warning: these figures indicate the number of cases found in the data file. They cannot be interpreted as summary statistics of the population of interest.				
# g1.6: 服務使用前-與鄰居互動關係程度				
Information		[Type= discrete] [Format=numeric] [Range= 1-9] [Missing=*]		
Statistics [NW/ W]		[Valid=393 /-] [Invalid=0 /-]		
Value	Label	Cases	Percentage	
1	非常不頻繁	3	<div><div></div></div>	0.8%
2	不頻繁	9	<div><div></div></div>	2.3%
3	普通	117	<div><div></div></div>	29.8%
4	頻繁	135	<div><div></div></div>	34.4%






# g1.6: 服務使用前-與鄰居互動關係程度			
Value	Label	Cases	Percentage
5	非常頻繁	126	<div><div></div></div> 32.1%
8	不適用	2	<div><div></div></div> 0.5%
9	遺漏值	1	<div><div></div></div> 0.3%
Warning: these figures indicate the number of cases found in the data file. They cannot be interpreted as summary statistics of the population of interest.			
# g1.7: 服務使用前-與親戚互動關係程度			
Information	[Type= discrete] [Format=numeric] [Range= 1-9] [Missing=*]		
Statistics [NW/ W]	[Valid=393 /-] [Invalid=0 /-]		
Value	Label	Cases	Percentage
1	非常不頻繁	2	<div><div></div></div> 0.5%
2	不頻繁	7	<div><div></div></div> 1.8%
3	普通	133	<div><div></div></div> 33.8%
4	頻繁	132	<div><div></div></div> 33.6%
5	非常頻繁	109	<div><div></div></div> 27.7%
8	不適用	9	<div><div></div></div> 2.3%
9	遺漏值	1	<div><div></div></div> 0.3%
Warning: these figures indicate the number of cases found in the data file. They cannot be interpreted as summary statistics of the population of interest.			
# g1.8: 服務使用前-與朋友互動關係程度			
Information	[Type= discrete] [Format=numeric] [Range= 1-9] [Missing=*]		
Statistics [NW/ W]	[Valid=393 /-] [Invalid=0 /-]		
Value	Label	Cases	Percentage
1	非常不頻繁	2	<div><div></div></div> 0.5%
2	不頻繁	6	<div><div></div></div> 1.5%
3	普通	62	<div><div></div></div> 15.8%
4	頻繁	148	<div><div></div></div> 37.7%
5	非常頻繁	169	<div><div></div></div> 43.0%
8	不適用	4	<div><div></div></div> 1.0%
9	遺漏值	2	<div><div></div></div> 0.5%
Warning: these figures indicate the number of cases found in the data file. They cannot be interpreted as summary statistics of the population of interest.			
# g2.1: 服務使用後-與配偶互動關係程度			
Information	[Type= discrete] [Format=numeric] [Range= 1-9] [Missing=*]		
Statistics [NW/ W]	[Valid=393 /-] [Invalid=0 /-]		
Value	Label	Cases	Percentage
1	非常不頻繁	3	<div><div></div></div> 0.8%
2	不頻繁	0	
3	普通	7	<div><div></div></div> 1.8%
4	頻繁	32	<div><div></div></div> 8.1%
5	非常頻繁	111	<div><div></div></div> 28.2%
8	不適用	240	<div><div></div></div> 61.1%
9	遺漏值	0	
Warning: these figures indicate the number of cases found in the data file. They cannot be interpreted as summary statistics of the population of interest.			
# g2.2: 服務使用後-與兒子互動關係程度			
Information	[Type= discrete] [Format=numeric] [Range= 1-9] [Missing=*]		
Statistics [NW/ W]	[Valid=393 /-] [Invalid=0 /-]		

# g2.2: 服務使用後-與兒子互動關係程度			
Value	Label	Cases	Percentage
1	非常不頻繁	1	0.3%
2	不頻繁	5	1.3%
3	普通	20	5.1%
4	頻繁	97	24.7%
5	非常頻繁	232	59.0%
8	不適用	38	9.7%
9	遺漏值	0	
Warning: these figures indicate the number of cases found in the data file. They cannot be interpreted as summary statistics of the population of interest.			
# g2.3: 服務使用後-與媳婦互動關係程度			
Information		[Type= discrete] [Format=numeric] [Range= 1-9] [Missing=*]	
Statistics [NW/ W]		[Valid=393 /-] [Invalid=0 /-]	
Value	Label	Cases	Percentage
1	非常不頻繁	5	1.3%
2	不頻繁	8	2.0%
3	普通	28	7.1%
4	頻繁	110	28.0%
5	非常頻繁	172	43.8%
8	不適用	70	17.8%
9	遺漏值	0	
Warning: these figures indicate the number of cases found in the data file. They cannot be interpreted as summary statistics of the population of interest.			
# g2.4: 服務使用後-與女兒互動關係程度			
Information		[Type= discrete] [Format=numeric] [Range= 1-9] [Missing=*]	
Statistics [NW/ W]		[Valid=393 /-] [Invalid=0 /-]	
Value	Label	Cases	Percentage
1	非常不頻繁	2	0.5%
2	不頻繁	3	0.8%
3	普通	14	3.6%
4	頻繁	101	25.7%
5	非常頻繁	216	55.0%
8	不適用	57	14.5%
9	遺漏值	0	
Warning: these figures indicate the number of cases found in the data file. They cannot be interpreted as summary statistics of the population of interest.			
# g2.5: 服務使用後-與女婿互動關係程度			
Information		[Type= discrete] [Format=numeric] [Range= 1-9] [Missing=*]	
Statistics [NW/ W]		[Valid=393 /-] [Invalid=0 /-]	
Value	Label	Cases	Percentage
1	非常不頻繁	3	0.8%
2	不頻繁	7	1.8%
3	普通	34	8.7%
4	頻繁	115	29.3%
5	非常頻繁	143	36.4%
8	不適用	91	23.2%
9	遺漏值	0	

# g2.5: 服務使用後-與女婿互動關係程度			
Warning: these figures indicate the number of cases found in the data file. They cannot be interpreted as summary statistics of the population of interest.			
# g2.6: 服務使用後-與鄰居互動關係程度			
Information	[Type= discrete] [Format=numeric] [Range= 1-9] [Missing=*]		
Statistics [NW/ W]	[Valid=393 /-] [Invalid=0 /-]		
Value	Label	Cases	Percentage
1	非常不頻繁	3	0.8%
2	不頻繁	10	2.5%
3	普通	120	30.5%
4	頻繁	125	31.8%
5	非常頻繁	131	33.3%
8	不適用	3	0.8%
9	遺漏值	1	0.3%
Warning: these figures indicate the number of cases found in the data file. They cannot be interpreted as summary statistics of the population of interest.			
# g2.7: 服務使用後-與親戚互動關係程度			
Information	[Type= discrete] [Format=numeric] [Range= 1-9] [Missing=*]		
Statistics [NW/ W]	[Valid=393 /-] [Invalid=0 /-]		
Value	Label	Cases	Percentage
1	非常不頻繁	2	0.5%
2	不頻繁	9	2.3%
3	普通	134	34.1%
4	頻繁	133	33.8%
5	非常頻繁	106	27.0%
8	不適用	9	2.3%
9	遺漏值	0	
Warning: these figures indicate the number of cases found in the data file. They cannot be interpreted as summary statistics of the population of interest.			
# g2.8: 服務使用後-與朋友互動關係程度			
Information	[Type= discrete] [Format=numeric] [Range= 1-9] [Missing=*]		
Statistics [NW/ W]	[Valid=393 /-] [Invalid=0 /-]		
Value	Label	Cases	Percentage
1	非常不頻繁	3	0.8%
2	不頻繁	8	2.0%
3	普通	54	13.7%
4	頻繁	149	37.9%
5	非常頻繁	175	44.5%
8	不適用	4	1.0%
9	遺漏值	0	
Warning: these figures indicate the number of cases found in the data file. They cannot be interpreted as summary statistics of the population of interest.			
# h1: 性別			
Information	[Type= discrete] [Format=numeric] [Range= 1-9] [Missing=*]		
Statistics [NW/ W]	[Valid=393 /-] [Invalid=0 /-]		
Value	Label	Cases	Percentage
1	男性	116	29.5%
2	女性	277	70.5%

# h1: 性別			
Value	Label	Cases	Percentage
9	遺漏值	0	
Warning: these figures indicate the number of cases found in the data file. They cannot be interpreted as summary statistics of the population of interest.			
# h2.1: 受訪者出生民國年			
Information	[Type= discrete] [Format=numeric] [Range= 7-999] [Missing=*]		
Statistics [NW/ W]	[Valid=393 /-] [Invalid=0 /-]		
Value	Label	Cases	Percentage
7		1	<div><div></div></div> 0.3%
11		2	<div><div></div></div> 0.5%
12		1	<div><div></div></div> 0.3%
13		3	<div><div></div></div> 0.8%
14		3	<div><div></div></div> 0.8%
15		4	<div><div></div></div> 1.0%
16		5	<div><div></div></div> 1.3%
17		5	<div><div></div></div> 1.3%
18		5	<div><div></div></div> 1.3%
19		12	<div><div></div></div> 3.1%
20		12	<div><div></div></div> 3.1%
21		11	<div><div></div></div> 2.8%
22		23	<div><div></div></div> 5.9%
23		9	<div><div></div></div> 2.3%
24		16	<div><div></div></div> 4.1%
25		27	<div><div></div></div> 6.9%
26		23	<div><div></div></div> 5.9%
27		12	<div><div></div></div> 3.1%
28		19	<div><div></div></div> 4.8%
29		13	<div><div></div></div> 3.3%
30		18	<div><div></div></div> 4.6%
31		16	<div><div></div></div> 4.1%
32		23	<div><div></div></div> 5.9%
33		18	<div><div></div></div> 4.6%
34		11	<div><div></div></div> 2.8%
35		18	<div><div></div></div> 4.6%
36		9	<div><div></div></div> 2.3%
37		9	<div><div></div></div> 2.3%
38		9	<div><div></div></div> 2.3%
39		10	<div><div></div></div> 2.5%
40		8	<div><div></div></div> 2.0%
41		7	<div><div></div></div> 1.8%
42		3	<div><div></div></div> 0.8%
44		5	<div><div></div></div> 1.3%
45		6	<div><div></div></div> 1.5%
46		4	<div><div></div></div> 1.0%
48		1	<div><div></div></div> 0.3%
49		1	<div><div></div></div> 0.3%

h2.1: 受訪者出生民國年

Value	Label	Cases	Percentage
50		1	 0.3%
51		1	 0.3%
52		1	 0.3%
61		1	 0.3%
999	遺漏值	7	 1.8%

Warning: these figures indicate the number of cases found in the data file. They cannot be interpreted as summary statistics of the population of interest.

h2.2: 受訪者出生月份

















Information	[Type= discrete] [Format=numeric] [Range= 1-999] [Missing=*]
Statistics [NW/ W]	[Valid=393 /-] [Invalid=0 /-]

Value	Label	Cases	Percentage
1		36	 9.2%
2		35	 8.9%
3		29	 7.4%
4		35	 8.9%
5		29	 7.4%
6		15	 3.8%
7		26	 6.6%
8		30	 7.6%
9		24	 6.1%
10		23	 5.9%
11		25	 6.4%
12		22	 5.6%
999	遺漏值	64	 16.3%

Warning: these figures indicate the number of cases found in the data file. They cannot be interpreted as summary statistics of the population of interest.

h2.3: 受訪者年齡(足歲)

Information	[Type= discrete] [Format=numeric] [Range= 43-999] [Missing=*]
Statistics [NW/ W]	[Valid=393 /-] [Invalid=0 /-]

Value	Label	Cases	Percentage
43		1	 0.3%
53		2	 0.5%
54		1	 0.3%
55		1	 0.3%
56		1	 0.3%
58		2	 0.5%
59		4	 1.0%
60		5	 1.3%
61		3	 0.8%
62		1	 0.3%
63		7	 1.8%
64		6	 1.5%
65		9	 2.3%
66		11	 2.8%
67		7	 1.8%
68		10	 2.5%

h2.3: 受訪者年齡(足歲)

Value	Label	Cases	Percentage
69		13	3.3%
70		15	3.8%
71		16	4.1%
72		13	3.3%
73		18	4.6%
74		20	5.1%
75		16	4.1%
76		11	2.8%
77		19	4.8%
78		25	6.4%
79		19	4.8%
80		27	6.9%
81		12	3.1%
82		18	4.6%
83		16	4.1%
84		10	2.5%
85		14	3.6%
86		6	1.5%
87		12	3.1%
88		1	0.3%
89		6	1.5%
90		3	0.8%
91		3	0.8%
92		2	0.5%
94		2	0.5%
97		1	0.3%
999	遺漏值	4	1.0%

Warning: these figures indicate the number of cases found in the data file. They cannot be interpreted as summary statistics of the population of interest.

h3: 教育程度

Information	[Type= discrete] [Format=numeric] [Range= 1-9] [Missing=*]
Statistics [NW/ W]	[Valid=393 /-] [Invalid=0 /-]

Value	Label	Cases	Percentage
1	不識字及自修	136	34.6%
2	國小	150	38.2%
3	國(初)中	52	13.2%
4	高中(職)	29	7.4%
5	專科	18	4.6%
6	大學(院)	7	1.8%
7	研究所以上	0	
9	遺漏值	1	0.3%

Warning: these figures indicate the number of cases found in the data file. They cannot be interpreted as summary statistics of the population of interest.

h4: 宗教別

Information	[Type= discrete] [Format=numeric] [Range= 1-9] [Missing=*]
Statistics [NW/ W]	[Valid=393 /-] [Invalid=0 /-]

# h4: 宗教別			
Value	Label	Cases	Percentage
1	傳統信仰	318	<div><div></div></div> 80.9%
2	一貫道	9	<div><div></div></div> 2.3%
3	基督宗教	47	<div><div></div></div> 12.0%
4	無宗教信仰	16	<div><div></div></div> 4.1%
5	其他	1	<div><div></div></div> 0.3%
9	遺漏值	2	<div><div></div></div> 0.5%
Warning: these figures indicate the number of cases found in the data file. They cannot be interpreted as summary statistics of the population of interest.			
# h4.1: 宗教別_傳統信仰分類			
Information	[Type= discrete] [Format=numeric] [Range= 1-9] [Missing=*]		
Statistics [NW/ W]	[Valid=393 /-] [Invalid=0 /-]		
Value	Label	Cases	Percentage
1	佛教	94	<div><div></div></div> 23.9%
2	道教	31	<div><div></div></div> 7.9%
3	民間信仰	191	<div><div></div></div> 48.6%
8	不須填答	73	<div><div></div></div> 18.6%
9	遺漏值	4	<div><div></div></div> 1.0%
Warning: these figures indicate the number of cases found in the data file. They cannot be interpreted as summary statistics of the population of interest.			
# h4.2: 宗教別_基督宗教分類			
Information	[Type= discrete] [Format=numeric] [Range= 1-9] [Missing=*]		
Statistics [NW/ W]	[Valid=393 /-] [Invalid=0 /-]		
Value	Label	Cases	Percentage
1	基督教	36	<div><div></div></div> 9.2%
2	天主教	11	<div><div></div></div> 2.8%
8	不須填答	344	<div><div></div></div> 87.5%
9	遺漏值	2	<div><div></div></div> 0.5%
Warning: these figures indicate the number of cases found in the data file. They cannot be interpreted as summary statistics of the population of interest.			
# h4_1: 宗教別_其他			
Information	[Type= discrete] [Format=character] [Missing=*]		
Statistics [NW/ W]	[Valid=393 /-] [Invalid=0 /-]		
Value	Label	Cases	Percentage
8	不須填答	390	<div><div></div></div> 99.2%
9	遺漏值	2	<div><div></div></div> 0.5%
都可以		1	<div><div></div></div> 0.3%
Warning: these figures indicate the number of cases found in the data file. They cannot be interpreted as summary statistics of the population of interest.			
# h5: 族群背景			
Information	[Type= discrete] [Format=numeric] [Range= 1-9] [Missing=*]		
Statistics [NW/ W]	[Valid=393 /-] [Invalid=0 /-]		
Value	Label	Cases	Percentage
1	閩南人	280	<div><div></div></div> 71.2%
2	大陸各省市	43	<div><div></div></div> 10.9%
3	客家人	40	<div><div></div></div> 10.2%
4	原住民	27	<div><div></div></div> 6.9%

# h5: 族群背景			
Value	Label	Cases	Percentage
5	其他	3	<div><div></div></div> 0.8%
9	遺漏值	0	
Warning: these figures indicate the number of cases found in the data file. They cannot be interpreted as summary statistics of the population of interest.			
# h5_1: 族群背景_其他			
Information		[Type= discrete] [Format=character] [Missing=*]	
Statistics [NW/ W]		[Valid=393 /-] [Invalid=0 /-]	
Value	Label	Cases	Percentage
8	不須填答	390	<div><div></div></div> 99.2%
9	遺漏值	0	
中日混血		1	<div><div></div></div> 0.3%
越南華僑		1	<div><div></div></div> 0.3%
馬來西亞		1	<div><div></div></div> 0.3%
Warning: these figures indicate the number of cases found in the data file. They cannot be interpreted as summary statistics of the population of interest.			
# h6: 婚姻狀況			
Information		[Type= discrete] [Format=numeric] [Range= 1-9] [Missing=*]	
Statistics [NW/ W]		[Valid=393 /-] [Invalid=0 /-]	
Value	Label	Cases	Percentage
1	未婚	6	<div><div></div></div> 1.5%
2	有配偶或同居	157	<div><div></div></div> 39.9%
3	離婚或分居	7	<div><div></div></div> 1.8%
4	喪偶	221	<div><div></div></div> 56.2%
5	其他	0	
9	遺漏值	2	<div><div></div></div> 0.5%
Warning: these figures indicate the number of cases found in the data file. They cannot be interpreted as summary statistics of the population of interest.			
# h6.1: 婚姻狀況_配偶族群別			
Information		[Type= discrete] [Format=numeric] [Range= 1-9] [Missing=*]	
Statistics [NW/ W]		[Valid=393 /-] [Invalid=0 /-]	
Value	Label	Cases	Percentage
1	原住民	20	<div><div></div></div> 5.1%
2	閩南人	255	<div><div></div></div> 64.9%
3	客家人	30	<div><div></div></div> 7.6%
4	外國籍	2	<div><div></div></div> 0.5%
5	大陸籍	51	<div><div></div></div> 13.0%
8	不須填答	20	<div><div></div></div> 5.1%
9	遺漏值	15	<div><div></div></div> 3.8%
Warning: these figures indicate the number of cases found in the data file. They cannot be interpreted as summary statistics of the population of interest.			
# h6_1: 婚姻狀況_其他			
Information		[Type= discrete] [Format=character] [Missing=*]	
Statistics [NW/ W]		[Valid=393 /-] [Invalid=0 /-]	
Value	Label	Cases	Percentage
8	不須填答	390	<div><div></div></div> 99.2%
9	遺漏值	3	<div><div></div></div> 0.8%

# h6_1: 婚姻狀況_其他			
Warning: these figures indicate the number of cases found in the data file. They cannot be interpreted as summary statistics of the population of interest.			
# h7: 主要經濟來源			
Information	[Type= discrete] [Format=numeric] [Range= 1-99] [Missing=*]		
Statistics [NW/ W]	[Valid=393 /-] [Invalid=0 /-]		
Value	Label	Cases	Percentage
1	自己工作或營業收入	31	<div><div></div></div> 7.9%
2	配偶或同居人提供	15	<div><div></div></div> 3.8%
3	自己儲蓄、利息、租金或投資所得	17	<div><div></div></div> 4.3%
4	自己退休金、撫恤金或保險給付	86	<div><div></div></div> 21.9%
5	子女奉養(含媳婦、女婿)	213	<div><div></div></div> 54.2%
6	向他人借貸	0	
7	來自政府救助或津貼	24	<div><div></div></div> 6.1%
8	社會或親友救助	1	<div><div></div></div> 0.3%
9	其他	2	<div><div></div></div> 0.5%
99	遺漏值	4	<div><div></div></div> 1.0%
Warning: these figures indicate the number of cases found in the data file. They cannot be interpreted as summary statistics of the population of interest.			
# h7_1: 主要經濟來源_其他			
Information	[Type= discrete] [Format=character] [Missing=*]		
Statistics [NW/ W]	[Valid=393 /-] [Invalid=0 /-]		
Value	Label	Cases	Percentage
8	不須填答	391	<div><div></div></div> 99.5%
9	遺漏值	0	
夫妻共治		1	<div><div></div></div> 0.3%
配偶退休		1	<div><div></div></div> 0.3%
Warning: these figures indicate the number of cases found in the data file. They cannot be interpreted as summary statistics of the population of interest.			
# h8: 家庭型態			
Information	[Type= discrete] [Format=numeric] [Range= 1-9] [Missing=*]		
Statistics [NW/ W]	[Valid=393 /-] [Invalid=0 /-]		
Value	Label	Cases	Percentage
1	單人家庭	59	<div><div></div></div> 15.0%
2	夫婦家庭	54	<div><div></div></div> 13.7%
3	單親家庭	12	<div><div></div></div> 3.1%
4	核心家庭	107	<div><div></div></div> 27.2%
5	祖孫家庭	16	<div><div></div></div> 4.1%
6	三代同堂	142	<div><div></div></div> 36.1%
7	其他	2	<div><div></div></div> 0.5%
9	遺漏值	1	<div><div></div></div> 0.3%
Warning: these figures indicate the number of cases found in the data file. They cannot be interpreted as summary statistics of the population of interest.			
# h8_1: 家庭型態_其他			
Information	[Type= discrete] [Format=character] [Missing=*]		
Statistics [NW/ W]	[Valid=393 /-] [Invalid=0 /-]		
Value	Label	Cases	Percentage
8	不須填答	390	<div><div></div></div> 99.2%

# h8_1: 家庭型態_其他			
Value	Label	Cases	Percentage
9	遺漏值	0	
同居人		1	0.3%
與侄子同		1	0.3%
與親家住		1	0.3%
Warning: these figures indicate the number of cases found in the data file. They cannot be interpreted as summary statistics of the population of interest.			
# h9: 家庭平均月所得			
Information	[Type= discrete] [Format=numeric] [Range= 1-9] [Missing=*]		
Statistics [NW/ W]	[Valid=393 /-] [Invalid=0 /-]		
Value	Label	Cases	Percentage
1	未滿兩萬元	93	<div></div> 23.7%
2	兩萬元至未滿四萬元	117	<div></div> 29.8%
3	四萬元至未滿六萬元	106	<div></div> 27.0%
4	六萬元至未滿八萬元	22	<div></div> 5.6%
5	八萬元至未滿十萬元	35	<div></div> 8.9%
6	十萬元以上	13	<div></div> 3.3%
9	遺漏值	7	<div></div> 1.8%
Warning: these figures indicate the number of cases found in the data file. They cannot be interpreted as summary statistics of the population of interest.			
# h10: 身體狀況			
Information	[Type= discrete] [Format=numeric] [Range= 1-9] [Missing=*]		
Statistics [NW/ W]	[Valid=393 /-] [Invalid=0 /-]		
Value	Label	Cases	Percentage
1	身體健康, 生活自理能力佳	195	<div></div> 49.6%
2	身體不佳, 但尚不至影響日常生活	152	<div></div> 38.7%
3	身體不佳, 部分生活需仰賴他人協助	40	<div></div> 10.2%
4	身體不佳, 多數生活需仰賴他人協助	5	<div></div> 1.3%
5	其他	0	
9	遺漏值	1	0.3%
Warning: these figures indicate the number of cases found in the data file. They cannot be interpreted as summary statistics of the population of interest.			
# h10_1: 身體狀況_其他			
Information	[Type= discrete] [Format=character] [Missing=*]		
Statistics [NW/ W]	[Valid=393 /-] [Invalid=0 /-]		
Value	Label	Cases	Percentage
8	不須填答	393	<div></div> 100.0%
9	遺漏值	0	
Warning: these figures indicate the number of cases found in the data file. They cannot be interpreted as summary statistics of the population of interest.			
# h11: 居住型態			
Information	[Type= discrete] [Format=numeric] [Range= 1-9] [Missing=*]		
Statistics [NW/ W]	[Valid=393 /-] [Invalid=0 /-]		
Value	Label	Cases	Percentage
1	與配偶和子女同住	67	<div></div> 17.0%
2	僅與配偶同住	59	<div></div> 15.0%
3	僅與子女同住	179	<div></div> 45.5%

# h11: 居住型態			
Value	Label	Cases	Percentage
4	僅與親友同住	5	<div><div></div></div> 1.3%
5	獨居	73	<div><div></div></div> 18.6%
6	其他	10	<div><div></div></div> 2.5%
9	遺漏值	0	
Warning: these figures indicate the number of cases found in the data file. They cannot be interpreted as summary statistics of the population of interest.			
# h11_1: 居住型態_其他			
Information	[Type= discrete] [Format=character] [Missing=*]		
Statistics [NW/ W]	[Valid=393 /-] [Invalid=0 /-]		
Value	Label	Cases	Percentage
8	不須填答	382	<div><div></div></div> 97.2%
9	遺漏值	0	
兒子和孫		1	<div><div></div></div> 0.3%
同居人		1	<div><div></div></div> 0.3%
和室友住		2	<div><div></div></div> 0.5%
和朋友住		2	<div><div></div></div> 0.5%
未婚同居		1	<div><div></div></div> 0.3%
祖孫		1	<div><div></div></div> 0.3%
與兄長同		1	<div><div></div></div> 0.3%
與親家住		1	<div><div></div></div> 0.3%
與配偶和		1	<div><div></div></div> 0.3%
Warning: these figures indicate the number of cases found in the data file. They cannot be interpreted as summary statistics of the population of interest.			
# h12: 住宅所屬			
Information	[Type= discrete] [Format=numeric] [Range= 1-9] [Missing=*]		
Statistics [NW/ W]	[Valid=393 /-] [Invalid=0 /-]		
Value	Label	Cases	Percentage
1	自有	357	<div><div></div></div> 90.8%
2	不住在一起的配偶、父母或子女所擁有	9	<div><div></div></div> 2.3%
3	租押	14	<div><div></div></div> 3.6%
4	配住	4	<div><div></div></div> 1.0%
5	借用	7	<div><div></div></div> 1.8%
6	其他	0	
9	遺漏值	2	<div><div></div></div> 0.5%
Warning: these figures indicate the number of cases found in the data file. They cannot be interpreted as summary statistics of the population of interest.			
# h12_1: 住宅所屬_其他			
Information	[Type= discrete] [Format=character] [Missing=*]		
Statistics [NW/ W]	[Valid=393 /-] [Invalid=0 /-]		
Value	Label	Cases	Percentage
8	不須填答	393	<div><div></div></div> 100.0%
9	遺漏值	0	
Warning: these figures indicate the number of cases found in the data file. They cannot be interpreted as summary statistics of the population of interest.			
# h13: 社區地理位置			
Information	[Type= discrete] [Format=numeric] [Range= 1-9] [Missing=*]		
Statistics [NW/ W]	[Valid=393 /-] [Invalid=0 /-]		

# h13: 社區地理位置			
Value	Label	Cases	Percentage
1	鄉村型社區	163	<div><div></div></div> 41.5%
2	都市型社區	158	<div><div></div></div> 40.2%
3	市鄉混合型社區	61	<div><div></div></div> 15.5%
4	山地型社區	10	<div><div></div></div> 2.5%
5	其他	0	
9	遺漏值	1	<div><div></div></div> 0.3%
Warning: these figures indicate the number of cases found in the data file. They cannot be interpreted as summary statistics of the population of interest.			
# h13_1: 社區地理位置_其他			
Information	[Type= discrete] [Format=character] [Missing=*]		
Statistics [NW/ W]	[Valid=393 /-] [Invalid=0 /-]		
Value	Label	Cases	Percentage
8	不須填答	392	<div><div></div></div> 99.7%
9	遺漏值	1	<div><div></div></div> 0.3%
Warning: these figures indicate the number of cases found in the data file. They cannot be interpreted as summary statistics of the population of interest.			
# h14: 居住本社區的時間			
Information	[Type= discrete] [Format=numeric] [Range= 1-9] [Missing=*]		
Statistics [NW/ W]	[Valid=393 /-] [Invalid=0 /-]		
Value	Label	Cases	Percentage
1	世居	145	<div><div></div></div> 36.9%
2	遷入年	248	<div><div></div></div> 63.1%
9	遺漏值	0	
Warning: these figures indicate the number of cases found in the data file. They cannot be interpreted as summary statistics of the population of interest.			
# h14_1: 居住本社區的時間_遷入年數			
Information	[Type= discrete] [Format=numeric] [Range= 0.25-998] [Missing=*]		
Statistics [NW/ W]	[Valid=393 /-] [Invalid=0 /-]		
Value	Label	Cases	Percentage
0.25		1	<div><div></div></div> 0.3%
0.75		1	<div><div></div></div> 0.3%
1		4	<div><div></div></div> 1.0%
2		10	<div><div></div></div> 2.5%
2.5		1	<div><div></div></div> 0.3%
3		5	<div><div></div></div> 1.3%
3.5		2	<div><div></div></div> 0.5%
4		4	<div><div></div></div> 1.0%
5		3	<div><div></div></div> 0.8%
6		7	<div><div></div></div> 1.8%
7		1	<div><div></div></div> 0.3%
8		5	<div><div></div></div> 1.3%
10		6	<div><div></div></div> 1.5%
11		2	<div><div></div></div> 0.5%
12		3	<div><div></div></div> 0.8%
13		5	<div><div></div></div> 1.3%
14		1	<div><div></div></div> 0.3%

h14_1: 居住本社區的時間_遷入年數

Value	Label	Cases	Percentage
15		9	2.3%
16		2	0.5%
17		2	0.5%
19		1	0.3%
20		13	3.3%
21		3	0.8%
22		3	0.8%
23		2	0.5%
24		2	0.5%
25		6	1.5%
27		4	1.0%
28		1	0.3%
30		15	3.8%
31		1	0.3%
32		1	0.3%
34		1	0.3%
35		6	1.5%
36		1	0.3%
37		1	0.3%
38		3	0.8%
39		1	0.3%
40		7	1.8%
41		2	0.5%
42		6	1.5%
43		2	0.5%
44		2	0.5%
45		10	2.5%
46		1	0.3%
47		2	0.5%
48		1	0.3%
49		2	0.5%
50		13	3.3%
51		3	0.8%
52		3	0.8%
53		3	0.8%
54		5	1.3%
55		3	0.8%
56		6	1.5%
57		2	0.5%
58		1	0.3%
59		1	0.3%
60		8	2.0%
61		4	1.0%
62		2	0.5%
63		1	0.3%

h14_1: 居住本社區的時間_遷入年數

Value	Label	Cases	Percentage
65		4	1.0%
66		1	0.3%
67		2	0.5%
68		1	0.3%
70		2	0.5%
73		1	0.3%
74		1	0.3%
78		1	0.3%
80		2	0.5%
87		1	0.3%
99	遺漏值	2	0.5%
114		1	0.3%
998	不須填答	145	36.9%

Warning: these figures indicate the number of cases found in the data file. They cannot be interpreted as summary statistics of the population of interest.

h15: 接受照顧中心/據點的服務時間(單位：月)

Information	[Type= discrete] [Format=numeric] [Range= 0.1-999] [Missing=*]
Statistics [NW/ W]	[Valid=393 /-] [Invalid=0 /-]

Value	Label	Cases	Percentage
0.1		1	0.3%
0.5		1	0.3%
0.6		1	0.3%
1		13	3.3%
2		11	2.8%
2.5		1	0.3%
3		11	2.8%
4		10	2.5%
5		5	1.3%
6		14	3.6%
7		9	2.3%
8		7	1.8%
9		5	1.3%
10		4	1.0%
11		5	1.3%
12		25	6.4%
13		5	1.3%
14		4	1.0%
15		3	0.8%
16		7	1.8%
17		2	0.5%
18		10	2.5%
20		1	0.3%
22		3	0.8%
23		1	0.3%
24		40	10.2%

h15: 接受照顧中心/據點的服務時間(單位：月)

Value	Label	Cases	Percentage
25		4	1.0%
26		5	1.3%
27		2	0.5%
29		1	0.3%
30		3	0.8%
31		1	0.3%
32		1	0.3%
33		4	1.0%
36		23	5.9%
38		2	0.5%
40		1	0.3%
41		1	0.3%
42		1	0.3%
43		2	0.5%
44		1	0.3%
46		1	0.3%
48		8	2.0%
50		1	0.3%
51		2	0.5%
53		1	0.3%
54		4	1.0%
60		25	6.4%
63		4	1.0%
64		1	0.3%
65		1	0.3%
66		4	1.0%
68		1	0.3%
72		20	5.1%
75		1	0.3%
79		1	0.3%
81		1	0.3%
84		2	0.5%
96		12	3.1%
108		7	1.8%
109		1	0.3%
120		25	6.4%
123		2	0.5%
124		1	0.3%
127		1	0.3%
128		1	0.3%
132		2	0.5%
134		1	0.3%
144		2	0.5%
147		2	0.5%
148		1	0.3%

h15: 接受照顧中心/據點的服務時間(單位：月)

Value	Label	Cases	Percentage
156		2	0.5%
168		1	0.3%
180		1	0.3%
192		1	0.3%
999	遺漏值	1	0.3%

Warning: these figures indicate the number of cases found in the data file. They cannot be interpreted as summary statistics of the population of interest.

h16: 過去一月內，我每週平均使用照顧中心/據點服務時間(單位：小時)

Information	[Type= discrete] [Format=numeric] [Range= 1-99] [Missing=*]
Statistics [NW/ W]	[Valid=393 /-] [Invalid=0 /-]

Value	Label	Cases	Percentage
1		3	0.8%
2		16	4.1%
3		16	4.1%
4		41	10.4%
5		8	2.0%
6		34	8.7%
7		5	1.3%
7.5		8	2.0%
8		44	11.2%
8.5		1	0.3%
9		3	0.8%
9.5		2	0.5%
10		5	1.3%
12		15	3.8%
13		1	0.3%
15		10	2.5%
16		2	0.5%
18		1	0.3%
20		10	2.5%
24		7	1.8%
25		3	0.8%
30		7	1.8%
32		3	0.8%
35		6	1.5%
38		1	0.3%
40		100	25.4%
42.5		3	0.8%
43		1	0.3%
45		26	6.6%
47.5		2	0.5%
49.5		1	0.3%
50		3	0.8%
60		1	0.3%
99	遺漏值	4	1.0%

Warning: these figures indicate the number of cases found in the data file. They cannot be interpreted as summary statistics of the population of interest.

# h17_1: 使用服務前, 每月平均就醫次數			
Information	[Type= discrete] [Format=numeric] [Range= 0-99] [Missing=*]		
Statistics [NW/ W]	[Valid=393 /-] [Invalid=0 /-]		
Value	Label	Cases	Percentage
0		196	<div><div></div></div> 49.9%
1		117	<div><div></div></div> 29.8%
2		36	<div><div></div></div> 9.2%
3		13	<div><div></div></div> 3.3%
4		18	<div><div></div></div> 4.6%
5		3	<div><div></div></div> 0.8%
6		2	<div><div></div></div> 0.5%
8		1	<div><div></div></div> 0.3%
12		4	<div><div></div></div> 1.0%
20		1	<div><div></div></div> 0.3%
26		1	<div><div></div></div> 0.3%
99	遺漏值	1	<div><div></div></div> 0.3%
Warning: these figures indicate the number of cases found in the data file. They cannot be interpreted as summary statistics of the population of interest.			
# h17_2: 使用服務後, 每月平均就醫次數			
Information	[Type= discrete] [Format=numeric] [Range= 0-99] [Missing=*]		
Statistics [NW/ W]	[Valid=393 /-] [Invalid=0 /-]		
Value	Label	Cases	Percentage
0		188	<div><div></div></div> 47.8%
1		130	<div><div></div></div> 33.1%
2		34	<div><div></div></div> 8.7%
3		10	<div><div></div></div> 2.5%
4		17	<div><div></div></div> 4.3%
5		3	<div><div></div></div> 0.8%
6		3	<div><div></div></div> 0.8%
8		1	<div><div></div></div> 0.3%
12		4	<div><div></div></div> 1.0%
26		1	<div><div></div></div> 0.3%
99	遺漏值	2	<div><div></div></div> 0.5%
Warning: these figures indicate the number of cases found in the data file. They cannot be interpreted as summary statistics of the population of interest.			
# i2: 成立時間			
Information	[Type= discrete] [Format=numeric] [Range= 1-9] [Missing=*]		
Statistics [NW/ W]	[Valid=393 /-] [Invalid=0 /-]		
Value	Label	Cases	Percentage
1	101年前設置	265	<div><div></div></div> 67.4%
2	102年設置	39	<div><div></div></div> 9.9%
3	103年設置	71	<div><div></div></div> 18.1%
4	104年設置	10	<div><div></div></div> 2.5%
5	105年設置	8	<div><div></div></div> 2.0%
9	遺漏值	0	
Warning: these figures indicate the number of cases found in the data file. They cannot be interpreted as summary statistics of the population of interest.			

# i3: 機構類型				
Information		[Type= discrete] [Format=numeric] [Range= 1-99] [Missing=*]		
Statistics [NW/ W]		[Valid=393 /-] [Invalid=0 /-]		
Value	Label	Cases	Percentage	
1	政府機關	26	<div></div>	6.6%
2	村里辦公室	24	<div></div>	6.1%
3	財團法人	121	<div></div>	30.8%
4	社團法人	90	<div></div>	22.9%
5	立案團體	122	<div></div>	31.0%
6	其他	10	<div></div>	2.5%
99	遺漏值	0		
Warning: these figures indicate the number of cases found in the data file. They cannot be interpreted as summary statistics of the population of interest.				
# i3.1: 機構類型_立案團體類別				
Information		[Type= discrete] [Format=numeric] [Range= 1-9] [Missing=*]		
Statistics [NW/ W]		[Valid=393 /-] [Invalid=0 /-]		
Value	Label	Cases	Percentage	
1	社會團體	122	<div></div>	31.0%
2	社區宗教組織	0		
3	文史團體	0		
4	農漁會	0		
8	不須填答	261	<div></div>	66.4%
9	遺漏值	10	<div></div>	2.5%
Warning: these figures indicate the number of cases found in the data file. They cannot be interpreted as summary statistics of the population of interest.				

# i3_1: 機構類型_其他			
Information		[Type= discrete] [Format=numeric] [Range= 8-9] [Missing=*]	
Statistics [NW/ W]		[Valid=393 /-] [Invalid=0 /-]	
Value	Label	Cases	Percentage
8	不須填答	383	<div><div></div></div> 97.5%
9	遺漏值	10	<div><div></div></div> 2.5%
Warning: these figures indicate the number of cases found in the data file. They cannot be interpreted as summary statistics of the population of interest.			
# i4_1: 服務對象(可複選)_老人			
Information		[Type= discrete] [Format=numeric] [Range= 0-9] [Missing=*]	
Statistics [NW/ W]		[Valid=393 /-] [Invalid=0 /-]	
Value	Label	Cases	Percentage
0	無	0	
1	有	393	<div><div></div></div> 100.0%
9	遺漏值	0	
Warning: these figures indicate the number of cases found in the data file. They cannot be interpreted as summary statistics of the population of interest.			
# i4_2: 服務對象(可複選)_身障人士			
Information		[Type= discrete] [Format=numeric] [Range= 0-9] [Missing=*]	
Statistics [NW/ W]		[Valid=393 /-] [Invalid=0 /-]	
Value	Label	Cases	Percentage
0	無	244	<div><div></div></div> 62.1%
1	有	149	<div><div></div></div> 37.9%
9	遺漏值	0	
Warning: these figures indicate the number of cases found in the data file. They cannot be interpreted as summary statistics of the population of interest.			
# i4_3: 服務對象(可複選)_兒童			
Information		[Type= discrete] [Format=numeric] [Range= 0-9] [Missing=*]	
Statistics [NW/ W]		[Valid=393 /-] [Invalid=0 /-]	
Value	Label	Cases	Percentage
0	無	357	<div><div></div></div> 90.8%
1	有	36	<div><div></div></div> 9.2%
9	遺漏值	0	
Warning: these figures indicate the number of cases found in the data file. They cannot be interpreted as summary statistics of the population of interest.			
# i4_4: 服務對象(可複選)_婦女			
Information		[Type= discrete] [Format=numeric] [Range= 0-9] [Missing=*]	
Statistics [NW/ W]		[Valid=393 /-] [Invalid=0 /-]	
Value	Label	Cases	Percentage
0	無	351	<div><div></div></div> 89.3%
1	有	42	<div><div></div></div> 10.7%
9	遺漏值	0	
Warning: these figures indicate the number of cases found in the data file. They cannot be interpreted as summary statistics of the population of interest.			
# i4_5: 服務對象(可複選)_其他			
Information		[Type= discrete] [Format=numeric] [Range= 0-9] [Missing=*]	
Statistics [NW/ W]		[Valid=393 /-] [Invalid=0 /-]	

# i4_5: 服務對象(可複選)_其他			
Value	Label	Cases	Percentage
0	無	383	<div><div></div></div> 97.5%
1	有	10	<div><div></div></div> 2.5%
9	遺漏值	0	
Warning: these figures indicate the number of cases found in the data file. They cannot be interpreted as summary statistics of the population of interest.			
# i4_5_1: 服務對象(可複選)_其他的服務對象			
Information	[Type= discrete] [Format=character] [Missing=*]		
Statistics [NW/ W]	[Valid=393 /-] [Invalid=0 /-]		
Value	Label	Cases	Percentage
8	不須填答	373	<div><div></div></div> 94.9%
9	遺漏值	10	<div><div></div></div> 2.5%
新住民		10	<div><div></div></div> 2.5%
Warning: these figures indicate the number of cases found in the data file. They cannot be interpreted as summary statistics of the population of interest.			
# i5_1: 服務項目_關懷訪視			
Information	[Type= discrete] [Format=numeric] [Range= 0-9] [Missing=*]		
Statistics [NW/ W]	[Valid=393 /-] [Invalid=0 /-]		
Value	Label	Cases	Percentage
0	無	99	<div><div></div></div> 25.2%
1	有	294	<div><div></div></div> 74.8%
9	遺漏值	0	
Warning: these figures indicate the number of cases found in the data file. They cannot be interpreted as summary statistics of the population of interest.			
# i5_2: 服務項目_電話問安、諮詢及轉介服務			
Information	[Type= discrete] [Format=numeric] [Range= 0-9] [Missing=*]		
Statistics [NW/ W]	[Valid=393 /-] [Invalid=0 /-]		
Value	Label	Cases	Percentage
0	無	73	<div><div></div></div> 18.6%
1	有	320	<div><div></div></div> 81.4%
9	遺漏值	0	
Warning: these figures indicate the number of cases found in the data file. They cannot be interpreted as summary statistics of the population of interest.			
# i5_3: 服務項目_餐飲服務			
Information	[Type= discrete] [Format=numeric] [Range= 0-9] [Missing=*]		
Statistics [NW/ W]	[Valid=393 /-] [Invalid=0 /-]		
Value	Label	Cases	Percentage
0	無	52	<div><div></div></div> 13.2%
1	有	341	<div><div></div></div> 86.8%
9	遺漏值	0	
Warning: these figures indicate the number of cases found in the data file. They cannot be interpreted as summary statistics of the population of interest.			
# i5_4: 服務項目_健康促進活動			
Information	[Type= discrete] [Format=numeric] [Range= 0-9] [Missing=*]		
Statistics [NW/ W]	[Valid=393 /-] [Invalid=0 /-]		
Value	Label	Cases	Percentage
0	無	12	<div><div></div></div> 3.1%

# i5_4: 服務項目_健康促進活動			
Value	Label	Cases	Percentage
1	有	381	96.9%
9	遺漏值	0	
Warning: these figures indicate the number of cases found in the data file. They cannot be interpreted as summary statistics of the population of interest.			
# i5_5: 服務項目_生活照顧			
Information	[Type= discrete] [Format=numeric] [Range= 0-9] [Missing=*]		
Statistics [NW/ W]	[Valid=393 /-] [Invalid=0 /-]		
Value	Label	Cases	Percentage
0	無	160	40.7%
1	有	233	59.3%
9	遺漏值	0	
Warning: these figures indicate the number of cases found in the data file. They cannot be interpreted as summary statistics of the population of interest.			
# i5_6: 服務項目_生活自立訓練			
Information	[Type= discrete] [Format=numeric] [Range= 0-9] [Missing=*]		
Statistics [NW/ W]	[Valid=393 /-] [Invalid=0 /-]		
Value	Label	Cases	Percentage
0	無	203	51.7%
1	有	190	48.3%
9	遺漏值	0	
Warning: these figures indicate the number of cases found in the data file. They cannot be interpreted as summary statistics of the population of interest.			
# i5_7: 服務項目_提供或連結交通服務			
Information	[Type= discrete] [Format=numeric] [Range= 0-9] [Missing=*]		
Statistics [NW/ W]	[Valid=393 /-] [Invalid=0 /-]		
Value	Label	Cases	Percentage
0	無	173	44.0%
1	有	220	56.0%
9	遺漏值	0	
Warning: these figures indicate the number of cases found in the data file. They cannot be interpreted as summary statistics of the population of interest.			
# i5_8: 服務項目_家屬教育及諮詢服務			
Information	[Type= discrete] [Format=numeric] [Range= 0-9] [Missing=*]		
Statistics [NW/ W]	[Valid=393 /-] [Invalid=0 /-]		
Value	Label	Cases	Percentage
0	無	178	45.3%
1	有	215	54.7%
9	遺漏值	0	
Warning: these figures indicate the number of cases found in the data file. They cannot be interpreted as summary statistics of the population of interest.			
# i5_9: 服務項目_護理服務			
Information	[Type= discrete] [Format=numeric] [Range= 0-9] [Missing=*]		
Statistics [NW/ W]	[Valid=393 /-] [Invalid=0 /-]		
Value	Label	Cases	Percentage
0	無	226	57.5%
1	有	167	42.5%

# i5_9: 服務項目_護理服務			
Value	Label	Cases	Percentage
9	遺漏值	0	
Warning: these figures indicate the number of cases found in the data file. They cannot be interpreted as summary statistics of the population of interest.			
# i5_10: 服務項目_復健服務			
Information	[Type= discrete] [Format=numeric] [Range= 0-9] [Missing=*]		
Statistics [NW/ W]	[Valid=393 /-] [Invalid=0 /-]		
Value	Label	Cases	Percentage
0	無	269	<div><div></div></div> 68.4%
1	有	124	<div><div></div></div> 31.6%
9	遺漏值	0	
Warning: these figures indicate the number of cases found in the data file. They cannot be interpreted as summary statistics of the population of interest.			
# i5_11: 服務項目_其他			
Information	[Type= discrete] [Format=numeric] [Range= 0-9] [Missing=*]		
Statistics [NW/ W]	[Valid=393 /-] [Invalid=0 /-]		
Value	Label	Cases	Percentage
0	無	363	<div><div></div></div> 92.4%
1	有	30	<div><div></div></div> 7.6%
9	遺漏值	0	
Warning: these figures indicate the number of cases found in the data file. They cannot be interpreted as summary statistics of the population of interest.			
# i5_11_1: 服務項目_其他的服務項目			
Information	[Type= discrete] [Format=character] [Missing=*]		
Statistics [NW/ W]	[Valid=393 /-] [Invalid=0 /-]		
Value	Label	Cases	Percentage
8	不須填答	363	<div><div></div></div> 92.4%
9	遺漏值	0	
共餐		10	<div><div></div></div> 2.5%
輪輪有愛		10	<div><div></div></div> 2.5%
長青學苑		10	<div><div></div></div> 2.5%
Warning: these figures indicate the number of cases found in the data file. They cannot be interpreted as summary statistics of the population of interest.			
# i6: 服務場地類型			
Information	[Type= discrete] [Format=numeric] [Range= 1-9] [Missing=*]		
Statistics [NW/ W]	[Valid=393 /-] [Invalid=0 /-]		
Value	Label	Cases	Percentage
1	社區活動中心	211	<div><div></div></div> 53.7%
2	村廟	0	
3	教會	10	<div><div></div></div> 2.5%
4	學校	0	
5	社區廣場	10	<div><div></div></div> 2.5%
6	機構	120	<div><div></div></div> 30.5%
7	其他	42	<div><div></div></div> 10.7%
9	遺漏值	0	
Warning: these figures indicate the number of cases found in the data file. They cannot be interpreted as summary statistics of the population of interest.			

# i6_1: 服務場地類型_其他			
Information		[Type= discrete] [Format=character] [Missing=*]	
Statistics [NW/ W]		[Valid=393 /-] [Invalid=0 /-]	
Value	Label	Cases	Percentage
8	不須填答	341	<div></div> 86.8%
9	遺漏值	10	<div></div> 2.5%
公有市場		7	<div></div> 1.8%
政府借用		8	<div></div> 2.0%
租用空間		9	<div></div> 2.3%
老人會		5	<div></div> 1.3%
老人活動		10	<div></div> 2.5%
身障大樓		3	<div></div> 0.8%
Warning: these figures indicate the number of cases found in the data file. They cannot be interpreted as summary statistics of the population of interest.			
# i7: 服務場地所屬			
Information		[Type= discrete] [Format=numeric] [Range= 1-9] [Missing=*]	
Statistics [NW/ W]		[Valid=393 /-] [Invalid=0 /-]	
Value	Label	Cases	Percentage
1	自有	121	<div></div> 30.8%
2	租用	68	<div></div> 17.3%
3	借用	147	<div></div> 37.4%
4	其他	57	<div></div> 14.5%
9	遺漏值	0	
Warning: these figures indicate the number of cases found in the data file. They cannot be interpreted as summary statistics of the population of interest.			
# i7_1: 服務場地所屬_其他			
Information		[Type= discrete] [Format=character] [Missing=*]	
Statistics [NW/ W]		[Valid=393 /-] [Invalid=0 /-]	
Value	Label	Cases	Percentage
8	不須填答	336	<div></div> 85.5%
9	遺漏值	0	
公園		10	<div></div> 2.5%
公設民營		8	<div></div> 2.0%
公辦民營		19	<div></div> 4.8%
契約委辦		10	<div></div> 2.5%
託管		10	<div></div> 2.5%
Warning: these figures indicate the number of cases found in the data file. They cannot be interpreted as summary statistics of the population of interest.			

File : data_2			
# i0: 組織類型			
Information	[Type= discrete] [Format=numeric] [Range= 1-9] [Missing=*]		
Statistics [NW/ W]	[Valid=233 /-] [Invalid=0 /-]		
Value	Label	Cases	Percentage
1	日間照顧中心	0	
2	社區關懷據點	0	
3	居家服務機構	233	<div><div></div></div> 100.0%
9	遺漏值	0	
Warning: these figures indicate the number of cases found in the data file. They cannot be interpreted as summary statistics of the population of interest.			
# z1: 縣市別			
Information	[Type= discrete] [Format=character] [Missing=*]		
Statistics [NW/ W]	[Valid=233 /-] [Invalid=0 /-]		
Value	Label	Cases	Percentage
A	新北市(北區)	71	<div><div></div></div> 30.5%
B	南投縣(中區)	82	<div><div></div></div> 35.2%
C	高雄市(南區)	60	<div><div></div></div> 25.8%
D	台東市(東區)	20	<div><div></div></div> 8.6%
Warning: these figures indicate the number of cases found in the data file. They cannot be interpreted as summary statistics of the population of interest.			
# a1_1: 居家服務的員工是友善的-重要程度			
Information	[Type= discrete] [Format=numeric] [Range= 0-9] [Missing=*]		
Statistics [NW/ W]	[Valid=233 /-] [Invalid=0 /-]		
Value	Label	Cases	Percentage
0	不重要	0	
1	重要	233	<div><div></div></div> 100.0%
9	遺漏值	0	
Warning: these figures indicate the number of cases found in the data file. They cannot be interpreted as summary statistics of the population of interest.			
# a1_2: 居家服務的員工是具備專業技術/知識的-重要程度			
Information	[Type= discrete] [Format=numeric] [Range= 0-9] [Missing=*]		
Statistics [NW/ W]	[Valid=233 /-] [Invalid=0 /-]		
Value	Label	Cases	Percentage
0	不重要	5	<div><div></div></div> 2.1%
1	重要	228	<div><div></div></div> 97.9%
9	遺漏值	0	
Warning: these figures indicate the number of cases found in the data file. They cannot be interpreted as summary statistics of the population of interest.			
# a1_3: 居家服務的員工是穩定的(不會經常變動)-重要程度			
Information	[Type= discrete] [Format=numeric] [Range= 0-9] [Missing=*]		
Statistics [NW/ W]	[Valid=233 /-] [Invalid=0 /-]		
Value	Label	Cases	Percentage
0	不重要	8	<div><div></div></div> 3.4%
1	重要	225	<div><div></div></div> 96.6%
9	遺漏值	0	
Warning: these figures indicate the number of cases found in the data file. They cannot be interpreted as summary statistics of the population of interest.			

File : data_2

a1_4: 居家服務的員工能用簡單易懂的語言與我/家人交談-重要程度

Information	[Type= discrete] [Format=numeric] [Range= 0-9] [Missing=*]		
Statistics [NW/ W]	[Valid=233 /-] [Invalid=0 /-]		
Value	Label	Cases	Percentage
0	不重要	1	0.4%
1	重要	232	99.6%
9	遺漏值	0	
Warning: these figures indicate the number of cases found in the data file. They cannot be interpreted as summary statistics of the population of interest.			

a1_5: 居家服務的員工能尊重我/家人的需求-重要程度

Information	[Type= discrete] [Format=numeric] [Range= 0-9] [Missing=*]		
Statistics [NW/ W]	[Valid=233 /-] [Invalid=0 /-]		
Value	Label	Cases	Percentage
0	不重要	2	0.9%
1	重要	231	99.1%
9	遺漏值	0	
Warning: these figures indicate the number of cases found in the data file. They cannot be interpreted as summary statistics of the population of interest.			

a1_6: 居家服務的員工會關心我/家人的需求-重要程度

Information	[Type= discrete] [Format=numeric] [Range= 0-9] [Missing=*]		
Statistics [NW/ W]	[Valid=233 /-] [Invalid=0 /-]		
Value	Label	Cases	Percentage
0	不重要	5	2.1%
1	重要	228	97.9%
9	遺漏值	0	
Warning: these figures indicate the number of cases found in the data file. They cannot be interpreted as summary statistics of the population of interest.			

a1_7: 居家服務的員工能維護我/家人個人的隱私-重要程度

Information	[Type= discrete] [Format=numeric] [Range= 0-9] [Missing=*]		
Statistics [NW/ W]	[Valid=233 /-] [Invalid=0 /-]		
Value	Label	Cases	Percentage
0	不重要	2	0.9%
1	重要	231	99.1%
9	遺漏值	0	
Warning: these figures indicate the number of cases found in the data file. They cannot be interpreted as summary statistics of the population of interest.			

a1_8: 居家服務能提供充分的訊息給我/家人-重要程度

Information	[Type= discrete] [Format=numeric] [Range= 0-9] [Missing=*]		
Statistics [NW/ W]	[Valid=233 /-] [Invalid=0 /-]		
Value	Label	Cases	Percentage
0	不重要	35	15.0%
1	重要	198	85.0%
9	遺漏值	0	
Warning: these figures indicate the number of cases found in the data file. They cannot be interpreted as summary statistics of the population of interest.			



a1_9: 居家服務會與我/家人討論服務的狀況-重要程度

Information	[Type= discrete] [Format=numeric] [Range= 0-9] [Missing=*]		
--------------------	------------------------------------------------------------	--	--

File : data_2

a1_9: 居家服務會與我/家人討論服務的狀況-重要程度

Statistics [NW/ W] [Valid=233 /-] [Invalid=0 /-]



Value	Label	Cases	Percentage
0	不重要	25	 10.7%
1	重要	208	 89.3%
9	遺漏值	0	

Warning: these figures indicate the number of cases found in the data file. They cannot be interpreted as summary statistics of the population of interest.

a1_10: 居家服務能夠提供多元彈性的服務給我/家人選擇-重要程度

Information [Type= discrete] [Format=numeric] [Range= 0-9] [Missing=*]

Statistics [NW/ W] [Valid=233 /-] [Invalid=0 /-]



Value	Label	Cases	Percentage
0	不重要	20	 8.6%
1	重要	213	 91.4%
9	遺漏值	0	

Warning: these figures indicate the number of cases found in the data file. They cannot be interpreted as summary statistics of the population of interest.

a1_11: 居家服務的服務收費是我/家人可以負擔得起的-重要程度

Information [Type= discrete] [Format=numeric] [Range= 0-9] [Missing=*]

Statistics [NW/ W] [Valid=233 /-] [Invalid=0 /-]


Value	Label	Cases	Percentage
0	不重要	3	 1.3%
1	重要	230	 98.7%
9	遺漏值	0	

Warning: these figures indicate the number of cases found in the data file. They cannot be interpreted as summary statistics of the population of interest.

a1_12: 只要符合資格者皆可公平的使用居家服務的服務-重要程度

Information [Type= discrete] [Format=numeric] [Range= 0-9] [Missing=*]

Statistics [NW/ W] [Valid=233 /-] [Invalid=0 /-]




Value	Label	Cases	Percentage
0	不重要	0	
1	重要	233	 100.0%
9	遺漏值	0	

Warning: these figures indicate the number of cases found in the data file. They cannot be interpreted as summary statistics of the population of interest.

a1_13: 居家服務提供的服務是可靠的-重要程度

Information [Type= discrete] [Format=numeric] [Range= 0-9] [Missing=*]

Statistics [NW/ W] [Valid=233 /-] [Invalid=0 /-]

Value	Label	Cases	Percentage
0	不重要	1	 0.4%
1	重要	231	 99.1%
9	遺漏值	1	 0.4%

Warning: these figures indicate the number of cases found in the data file. They cannot be interpreted as summary statistics of the population of interest.

a1_14: 居家服務服務項目是我所需要的-重要程度

Information [Type= discrete] [Format=numeric] [Range= 0-9] [Missing=*]

Statistics [NW/ W] [Valid=233 /-] [Invalid=0 /-]

File : data_2

a1_14: 居家服務服務項目是我所需要的-重要程度

Value	Label	Cases	Percentage
0	不重要	0	
1	重要	233	<div><div></div></div> 100.0%
9	遺漏值	0	

Warning: these figures indicate the number of cases found in the data file. They cannot be interpreted as summary statistics of the population of interest.

a1_15: 居家服務的經營能以節約的方式提供服務-重要程度

Information	[Type= discrete] [Format=numeric] [Range= 0-9] [Missing=*]
Statistics [NW/ W]	[Valid=233 /-] [Invalid=0 /-]

Value	Label	Cases	Percentage
0	不重要	21	<div><div></div></div> 9.0%
1	重要	212	<div><div></div></div> 91.0%
9	遺漏值	0	

Warning: these figures indicate the number of cases found in the data file. They cannot be interpreted as summary statistics of the population of interest.

a1_16: 居家服務提供的服務能夠善用資源/經費的-重要程度

Information	[Type= discrete] [Format=numeric] [Range= 0-9] [Missing=*]
Statistics [NW/ W]	[Valid=233 /-] [Invalid=0 /-]

Value	Label	Cases	Percentage
0	不重要	12	<div><div></div></div> 5.2%
1	重要	221	<div><div></div></div> 94.8%
9	遺漏值	0	

Warning: these figures indicate the number of cases found in the data file. They cannot be interpreted as summary statistics of the population of interest.

a1_17: 居家服務提供的服務能提昇我/家人的生活品質-重要程度

Information	[Type= discrete] [Format=numeric] [Range= 0-9] [Missing=*]
Statistics [NW/ W]	[Valid=233 /-] [Invalid=0 /-]

Value	Label	Cases	Percentage
0	不重要	3	<div><div></div></div> 1.3%
1	重要	230	<div><div></div></div> 98.7%
9	遺漏值	0	

Warning: these figures indicate the number of cases found in the data file. They cannot be interpreted as summary statistics of the population of interest.

a2_1: 居家服務的員工是友善的-同意程度

Information	[Type= discrete] [Format=numeric] [Range= 1-9] [Missing=*]
Statistics [NW/ W]	[Valid=233 /-] [Invalid=0 /-]

Value	Label	Cases	Percentage
1	非常不同意	1	<div><div></div></div> 0.4%
2	不同意	1	<div><div></div></div> 0.4%
3	普通	6	<div><div></div></div> 2.6%
4	同意	86	<div><div></div></div> 36.9%
5	非常同意	139	<div><div></div></div> 59.7%
9	遺漏值	0	

Warning: these figures indicate the number of cases found in the data file. They cannot be interpreted as summary statistics of the population of interest.

File : data_2

a2_2: 居家服務的員工是具備專業技術/知識的-同意程度

Information	[Type= discrete] [Format=numeric] [Range= 1-9] [Missing=*]
Statistics [NW/ W]	[Valid=233 /-] [Invalid=0 /-]

Value	Label	Cases	Percentage
1	非常不同意	0	
2	不同意	2	0.9%
3	普通	22	9.4%
4	同意	102	43.8%
5	非常同意	107	45.9%
9	遺漏值	0	

Warning: these figures indicate the number of cases found in the data file. They cannot be interpreted as summary statistics of the population of interest.

a2_3: 居家服務的員工是穩定的(不會經常變動)-同意程度

Information	[Type= discrete] [Format=numeric] [Range= 1-9] [Missing=*]
Statistics [NW/ W]	[Valid=233 /-] [Invalid=0 /-]

Value	Label	Cases	Percentage
1	非常不同意	3	1.3%
2	不同意	9	3.9%
3	普通	13	5.6%
4	同意	100	42.9%
5	非常同意	108	46.4%
9	遺漏值	0	

Warning: these figures indicate the number of cases found in the data file. They cannot be interpreted as summary statistics of the population of interest.

a2_4: 居家服務的員工能用簡單易懂的語言與我/家人交談-同意程度

Information	[Type= discrete] [Format=numeric] [Range= 1-9] [Missing=*]
Statistics [NW/ W]	[Valid=233 /-] [Invalid=0 /-]

Value	Label	Cases	Percentage
1	非常不同意	0	
2	不同意	1	0.4%
3	普通	4	1.7%
4	同意	95	40.8%
5	非常同意	132	56.7%
9	遺漏值	1	0.4%

Warning: these figures indicate the number of cases found in the data file. They cannot be interpreted as summary statistics of the population of interest.

a2_5: 居家服務的員工能尊重我/家人的需求-同意程度



Information	[Type= discrete] [Format=numeric] [Range= 1-9] [Missing=*]
Statistics [NW/ W]	[Valid=233 /-] [Invalid=0 /-]

Value	Label	Cases	Percentage
1	非常不同意	0	
2	不同意	2	0.9%
3	普通	8	3.4%
4	同意	101	43.3%
5	非常同意	122	52.4%
9	遺漏值	0	

File : data_2			
# a2_5: 居家服務的員工能尊重我/家人的需求-同意程度			
Warning: these figures indicate the number of cases found in the data file. They cannot be interpreted as summary statistics of the population of interest.			
# a2_6: 居家服務的員工會關心我/家人的需求-同意程度			
Information	[Type= discrete] [Format=numeric] [Range= 1-9] [Missing=*]		
Statistics [NW/ W]	[Valid=233 /-] [Invalid=0 /-]		
Value	Label	Cases	Percentage
1	非常不同意	0	
2	不同意	3	1.3%
3	普通	16	6.9%
4	同意	91	39.1%
5	非常同意	123	52.8%
9	遺漏值	0	
Warning: these figures indicate the number of cases found in the data file. They cannot be interpreted as summary statistics of the population of interest.			
# a2_7: 居家服務的員工能維護我/家人個人的隱私-同意程度			
Information	[Type= discrete] [Format=numeric] [Range= 1-9] [Missing=*]		
Statistics [NW/ W]	[Valid=233 /-] [Invalid=0 /-]		
Value	Label	Cases	Percentage
1	非常不同意	0	
2	不同意	0	
3	普通	13	5.6%
4	同意	128	54.9%
5	非常同意	92	39.5%
9	遺漏值	0	
Warning: these figures indicate the number of cases found in the data file. They cannot be interpreted as summary statistics of the population of interest.			
# a2_8: 居家服務能提供充分的訊息給我/家人-同意程度			
Information	[Type= discrete] [Format=numeric] [Range= 1-9] [Missing=*]		
Statistics [NW/ W]	[Valid=233 /-] [Invalid=0 /-]		
Value	Label	Cases	Percentage
1	非常不同意	1	0.4%
2	不同意	24	10.3%
3	普通	70	30.0%
4	同意	93	39.9%
5	非常同意	45	19.3%
9	遺漏值	0	
Warning: these figures indicate the number of cases found in the data file. They cannot be interpreted as summary statistics of the population of interest.			
# a2_9: 居家服務會與我/家人討論服務的狀況-同意程度			
Information	[Type= discrete] [Format=numeric] [Range= 1-9] [Missing=*]		
Statistics [NW/ W]	[Valid=233 /-] [Invalid=0 /-]		
Value	Label	Cases	Percentage
1	非常不同意	3	1.3%
2	不同意	27	11.6%
3	普通	64	27.5%
4	同意	99	42.5%

File : data_2






a2_9: 居家服務會與我/家人討論服務的狀況-同意程度

Value	Label	Cases	Percentage
5	非常同意	39	 16.7%
9	遺漏值	1	 0.4%

Warning: these figures indicate the number of cases found in the data file. They cannot be interpreted as summary statistics of the population of interest.

a2_10: 居家服務能夠提供多元彈性的服務給我/家人選擇-同意程度







Information	[Type= discrete] [Format=numeric] [Range= 1-9] [Missing=*]
Statistics [NW/ W]	[Valid=233 /-] [Invalid=0 /-]

Value	Label	Cases	Percentage
1	非常不同意	3	 1.3%
2	不同意	18	 7.7%
3	普通	78	 33.5%
4	同意	97	 41.6%
5	非常同意	37	 15.9%
9	遺漏值	0	

Warning: these figures indicate the number of cases found in the data file. They cannot be interpreted as summary statistics of the population of interest.

a2_11: 居家服務的服務收費是我/家人可以負擔得起-同意程度





Information	[Type= discrete] [Format=numeric] [Range= 1-9] [Missing=*]
Statistics [NW/ W]	[Valid=233 /-] [Invalid=0 /-]

Value	Label	Cases	Percentage
1	非常不同意	1	 0.4%
2	不同意	1	 0.4%
3	普通	27	 11.6%
4	同意	91	 39.1%
5	非常同意	112	 48.1%
9	遺漏值	1	 0.4%

Warning: these figures indicate the number of cases found in the data file. They cannot be interpreted as summary statistics of the population of interest.

a2_12: 只要符合資格者皆可公平的使用居家服務的服務-同意程度

Information	[Type= discrete] [Format=numeric] [Range= 1-9] [Missing=*]
Statistics [NW/ W]	[Valid=233 /-] [Invalid=0 /-]

Value	Label	Cases	Percentage
1	非常不同意	0	
2	不同意	1	 0.4%
3	普通	16	 6.9%
4	同意	132	 56.7%
5	非常同意	84	 36.1%
9	遺漏值	0	

Warning: these figures indicate the number of cases found in the data file. They cannot be interpreted as summary statistics of the population of interest.

a2_13: 居家服務提供的服務是可靠的-同意程度

Information	[Type= discrete] [Format=numeric] [Range= 1-9] [Missing=*]
Statistics [NW/ W]	[Valid=233 /-] [Invalid=0 /-]

Value	Label	Cases	Percentage
1	非常不同意	0	

File : data_2

a2_13: 居家服務提供的服務是可靠的-同意程度

Value	Label	Cases	Percentage
2	不同意	2	0.9%
3	普通	13	5.6%
4	同意	95	40.8%
5	非常同意	123	52.8%
9	遺漏值	0	

Warning: these figures indicate the number of cases found in the data file. They cannot be interpreted as summary statistics of the population of interest.

a2_14: 居家服務服務項目是我所需要的-同意程度

Information	[Type= discrete] [Format=numeric] [Range= 1-9] [Missing=*]
Statistics [NW/ W]	[Valid=233 /-] [Invalid=0 /-]

Value	Label	Cases	Percentage
1	非常不同意	0	
2	不同意	0	
3	普通	9	3.9%
4	同意	82	35.2%
5	非常同意	142	60.9%
9	遺漏值	0	

Warning: these figures indicate the number of cases found in the data file. They cannot be interpreted as summary statistics of the population of interest.

a2_15: 居家服務的經營能以節約的方式提供服務-同意程度

Information	[Type= discrete] [Format=numeric] [Range= 1-9] [Missing=*]
Statistics [NW/ W]	[Valid=233 /-] [Invalid=0 /-]

Value	Label	Cases	Percentage
1	非常不同意	0	
2	不同意	0	
3	普通	36	15.5%
4	同意	131	56.2%
5	非常同意	66	28.3%
9	遺漏值	0	

Warning: these figures indicate the number of cases found in the data file. They cannot be interpreted as summary statistics of the population of interest.

a2_16: 居家服務提供的服務能夠善用資源/經費的-同意程度

Information	[Type= discrete] [Format=numeric] [Range= 1-9] [Missing=*]
Statistics [NW/ W]	[Valid=233 /-] [Invalid=0 /-]

Value	Label	Cases	Percentage
1	非常不同意	0	
2	不同意	0	
3	普通	31	13.3%
4	同意	122	52.4%
5	非常同意	80	34.3%
9	遺漏值	0	

Warning: these figures indicate the number of cases found in the data file. They cannot be interpreted as summary statistics of the population of interest.

a2_17: 居家服務提供的服務能提昇我/家人的生活品質-同意程度

Information	[Type= discrete] [Format=numeric] [Range= 1-9] [Missing=*]
-------------	------------------------------------------------------------

File : data_2

a2_17: 居家服務提供的服務能提昇我/家人的生活品質-同意程度

Statistics [NW/ W] [Valid=233 /-] [Invalid=0 /-]

Value	Label	Cases	Percentage
1	非常不同意	0	
2	不同意	1	0.4%
3	普通	10	4.3%
4	同意	85	36.5%
5	非常同意	137	58.8%
9	遺漏值	0	

Warning: these figures indicate the number of cases found in the data file. They cannot be interpreted as summary statistics of the population of interest.

b1_1: 服務使用前-我的所得可以維持基本生活所需

Information [Type= discrete] [Format=numeric] [Range= 1-9] [Missing=*]

Statistics [NW/ W] [Valid=233 /-] [Invalid=0 /-]

Value	Label	Cases	Percentage
1	非常不同意	5	2.1%
2	不同意	18	7.7%
3	普通	73	31.3%
4	同意	108	46.4%
5	非常同意	29	12.4%
9	遺漏值	0	

Warning: these figures indicate the number of cases found in the data file. They cannot be interpreted as summary statistics of the population of interest.

b1_2: 服務使用前-我可以獲得適當的健康照顧

Information [Type= discrete] [Format=numeric] [Range= 1-9] [Missing=*]

Statistics [NW/ W] [Valid=233 /-] [Invalid=0 /-]

Value	Label	Cases	Percentage
1	非常不同意	1	0.4%
2	不同意	7	3.0%
3	普通	74	31.8%
4	同意	110	47.2%
5	非常同意	41	17.6%
9	遺漏值	0	

Warning: these figures indicate the number of cases found in the data file. They cannot be interpreted as summary statistics of the population of interest.

b1_3: 服務使用前-我可以獲得適當的生活照顧

Information [Type= discrete] [Format=numeric] [Range= 1-9] [Missing=*]

Statistics [NW/ W] [Valid=233 /-] [Invalid=0 /-]

Value	Label	Cases	Percentage
1	非常不同意	0	
2	不同意	10	4.3%
3	普通	82	35.2%
4	同意	99	42.5%
5	非常同意	42	18.0%
9	遺漏值	0	

Warning: these figures indicate the number of cases found in the data file. They cannot be interpreted as summary statistics of the population of interest.

File : data_2

b1_4: 服務使用前-我可以自在地居住在自己的家裡

Information	[Type= discrete] [Format=numeric] [Range= 1-9] [Missing=*]
Statistics [NW/ W]	[Valid=233 /-] [Invalid=0 /-]

Value	Label	Cases	Percentage
1	非常不同意	3	1.3%
2	不同意	9	3.9%
3	普通	34	14.6%
4	同意	114	48.9%
5	非常同意	73	31.3%
9	遺漏值	0	

Warning: these figures indicate the number of cases found in the data file. They cannot be interpreted as summary statistics of the population of interest.

b1_5: 服務使用前-我可以自在地參與社區的活動(如：宗教活動、傳統習俗...)

Information	[Type= discrete] [Format=numeric] [Range= 1-9] [Missing=*]
Statistics [NW/ W]	[Valid=233 /-] [Invalid=0 /-]

Value	Label	Cases	Percentage
1	非常不同意	53	22.7%
2	不同意	63	27.0%
3	普通	72	30.9%
4	同意	26	11.2%
5	非常同意	19	8.2%
9	遺漏值	0	

Warning: these figures indicate the number of cases found in the data file. They cannot be interpreted as summary statistics of the population of interest.

b1_6: 服務使用前-我可以自由地表達自己的想法

Information	[Type= discrete] [Format=numeric] [Range= 1-9] [Missing=*]
Statistics [NW/ W]	[Valid=233 /-] [Invalid=0 /-]

Value	Label	Cases	Percentage
1	非常不同意	10	4.3%
2	不同意	18	7.7%
3	普通	37	15.9%
4	同意	112	48.1%
5	非常同意	56	24.0%
9	遺漏值	0	

Warning: these figures indicate the number of cases found in the data file. They cannot be interpreted as summary statistics of the population of interest.

b1_7: 服務使用前-我可以選擇自己想要的生活方式

Information	[Type= discrete] [Format=numeric] [Range= 1-9] [Missing=*]
Statistics [NW/ W]	[Valid=233 /-] [Invalid=0 /-]

Value	Label	Cases	Percentage
1	非常不同意	19	8.2%
2	不同意	34	14.6%
3	普通	70	30.0%
4	同意	80	34.3%
5	非常同意	30	12.9%
9	遺漏值	0	

File : data_2

b1_7: 服務使用前-我可以選擇自己想要的生活方式

Warning: these figures indicate the number of cases found in the data file. They cannot be interpreted as summary statistics of the population of interest.

b1_8: 服務使用前-我有學習新事務的機會/管道

Information [Type= discrete] [Format=numeric] [Range= 1-9] [Missing=*]

Statistics [NW/ W] [Valid=233 /-] [Invalid=0 /-]

Value	Label	Cases	Percentage
1	非常不同意	42	18.0%
2	不同意	51	21.9%
3	普通	84	36.1%
4	同意	35	15.0%
5	非常同意	20	8.6%
9	遺漏值	1	0.4%

Warning: these figures indicate the number of cases found in the data file. They cannot be interpreted as summary statistics of the population of interest.

b1_9: 服務使用前-我可以過著安全的生活(免於剝削和身體或精神的虐待)

Information [Type= discrete] [Format=numeric] [Range= 1-9] [Missing=*]

Statistics [NW/ W] [Valid=233 /-] [Invalid=0 /-]

Value	Label	Cases	Percentage
1	非常不同意	0	
2	不同意	2	0.9%
3	普通	22	9.4%
4	同意	88	37.8%
5	非常同意	121	51.9%
9	遺漏值	0	

Warning: these figures indicate the number of cases found in the data file. They cannot be interpreted as summary statistics of the population of interest.

b1_10: 服務使用前-我可以享有個人的隱私權

Information [Type= discrete] [Format=numeric] [Range= 1-9] [Missing=*]

Statistics [NW/ W] [Valid=233 /-] [Invalid=0 /-]

Value	Label	Cases	Percentage
1	非常不同意	0	
2	不同意	5	2.1%
3	普通	39	16.7%
4	同意	107	45.9%
5	非常同意	82	35.2%
9	遺漏值	0	

Warning: these figures indicate the number of cases found in the data file. They cannot be interpreted as summary statistics of the population of interest.

b1_11: 服務使用前-我能夠獲得他人/社會公平的對待

Information [Type= discrete] [Format=numeric] [Range= 1-9] [Missing=*]

Statistics [NW/ W] [Valid=233 /-] [Invalid=0 /-]

Value	Label	Cases	Percentage
1	非常不同意	1	0.4%
2	不同意	13	5.6%
3	普通	61	26.2%
4	同意	123	52.8%

File : data_2






b1_11: 服務使用前-我能夠獲得他人/社會公平的對待

Value	Label	Cases	Percentage
5	非常同意	35	 15.0%
9	遺漏值	0	

Warning: these figures indicate the number of cases found in the data file. They cannot be interpreted as summary statistics of the population of interest.

b1_12: 服務使用前-我有責任維持自己的身心健康






Information	[Type= discrete] [Format=numeric] [Range= 1-9] [Missing=*]
Statistics [NW/ W]	[Valid=233 /-] [Invalid=0 /-]

Value	Label	Cases	Percentage
1	非常不同意	1	 0.4%
2	不同意	6	 2.6%
3	普通	24	 10.3%
4	同意	136	 58.4%
5	非常同意	66	 28.3%
9	遺漏值	0	

Warning: these figures indicate the number of cases found in the data file. They cannot be interpreted as summary statistics of the population of interest.

b1_13: 服務使用前-我可以照顧好自己的身心健康






Information	[Type= discrete] [Format=numeric] [Range= 1-9] [Missing=*]
Statistics [NW/ W]	[Valid=233 /-] [Invalid=0 /-]

Value	Label	Cases	Percentage
1	非常不同意	23	 9.9%
2	不同意	36	 15.5%
3	普通	63	 27.0%
4	同意	78	 33.5%
5	非常同意	33	 14.2%
9	遺漏值	0	

Warning: these figures indicate the number of cases found in the data file. They cannot be interpreted as summary statistics of the population of interest.

b1_14: 服務使用前-我有責任維持個人經濟上的自立自主

Information	[Type= discrete] [Format=numeric] [Range= 1-9] [Missing=*]
Statistics [NW/ W]	[Valid=233 /-] [Invalid=0 /-]

Value	Label	Cases	Percentage
1	非常不同意	19	 8.2%
2	不同意	34	 14.6%
3	普通	94	 40.3%
4	同意	52	 22.3%
5	非常同意	34	 14.6%
9	遺漏值	0	

Warning: these figures indicate the number of cases found in the data file. They cannot be interpreted as summary statistics of the population of interest.

# b1_15: 服務使用前-我可以維持個人經濟上的自立自主			
Information	[Type= discrete] [Format=numeric] [Range= 1-9] [Missing=*]		
Statistics [NW/ W]	[Valid=233 /-] [Invalid=0 /-]		
Value	Label	Cases	Percentage
1	非常不同意	43	<div><div></div></div> 18.5%
2	不同意	47	<div><div></div></div> 20.2%
3	普通	74	<div><div></div></div> 31.8%
4	同意	46	<div><div></div></div> 19.7%
5	非常同意	23	<div><div></div></div> 9.9%
9	遺漏值	0	
Warning: these figures indicate the number of cases found in the data file. They cannot be interpreted as summary statistics of the population of interest.			
# b1_16: 服務使用前-我有責任維持家庭的經濟收入			
Information	[Type= discrete] [Format=numeric] [Range= 1-9] [Missing=*]		
Statistics [NW/ W]	[Valid=233 /-] [Invalid=0 /-]		
Value	Label	Cases	Percentage
1	非常不同意	25	<div><div></div></div> 10.7%
2	不同意	58	<div><div></div></div> 24.9%
3	普通	81	<div><div></div></div> 34.8%
4	同意	42	<div><div></div></div> 18.0%
5	非常同意	27	<div><div></div></div> 11.6%
9	遺漏值	0	
Warning: these figures indicate the number of cases found in the data file. They cannot be interpreted as summary statistics of the population of interest.			
# b1_17: 服務使用前-我對家庭的經濟是有貢獻的			
Information	[Type= discrete] [Format=numeric] [Range= 1-9] [Missing=*]		
Statistics [NW/ W]	[Valid=233 /-] [Invalid=0 /-]		
Value	Label	Cases	Percentage
1	非常不同意	45	<div><div></div></div> 19.3%
2	不同意	52	<div><div></div></div> 22.3%
3	普通	79	<div><div></div></div> 33.9%
4	同意	36	<div><div></div></div> 15.5%
5	非常同意	21	<div><div></div></div> 9.0%
9	遺漏值	0	
Warning: these figures indicate the number of cases found in the data file. They cannot be interpreted as summary statistics of the population of interest.			
# b1_18: 服務使用前-我有責任讓家庭生活變得更好			
Information	[Type= discrete] [Format=numeric] [Range= 1-9] [Missing=*]		
Statistics [NW/ W]	[Valid=233 /-] [Invalid=0 /-]		
Value	Label	Cases	Percentage
1	非常不同意	1	<div><div></div></div> 0.4%
2	不同意	16	<div><div></div></div> 6.9%
3	普通	75	<div><div></div></div> 32.2%
4	同意	108	<div><div></div></div> 46.4%
5	非常同意	33	<div><div></div></div> 14.2%
9	遺漏值	0	
Warning: these figures indicate the number of cases found in the data file. They cannot be interpreted as summary statistics of the population of interest.			

# b1_19: 服務使用前-我對家庭生活是有貢獻的			
Information	[Type= discrete] [Format=numeric] [Range= 1-9] [Missing=*]		
Statistics [NW/ W]	[Valid=233 /-] [Invalid=0 /-]		
Value	Label	Cases	Percentage
1	非常不同意	5	<div><div></div></div> 2.1%
2	不同意	28	<div><div></div></div> 12.0%
3	普通	86	<div><div></div></div> 36.9%
4	同意	86	<div><div></div></div> 36.9%
5	非常同意	28	<div><div></div></div> 12.0%
9	遺漏值	0	
Warning: these figures indicate the number of cases found in the data file. They cannot be interpreted as summary statistics of the population of interest.			
# b1_20: 服務使用前-我有責任讓社區變得更好			
Information	[Type= discrete] [Format=numeric] [Range= 1-9] [Missing=*]		
Statistics [NW/ W]	[Valid=233 /-] [Invalid=0 /-]		
Value	Label	Cases	Percentage
1	非常不同意	24	<div><div></div></div> 10.3%
2	不同意	54	<div><div></div></div> 23.2%
3	普通	128	<div><div></div></div> 54.9%
4	同意	17	<div><div></div></div> 7.3%
5	非常同意	10	<div><div></div></div> 4.3%
9	遺漏值	0	
Warning: these figures indicate the number of cases found in the data file. They cannot be interpreted as summary statistics of the population of interest.			
# b1_21: 服務使用前-我對社區是有貢獻的			
Information	[Type= discrete] [Format=numeric] [Range= 1-9] [Missing=*]		
Statistics [NW/ W]	[Valid=233 /-] [Invalid=0 /-]		
Value	Label	Cases	Percentage
1	非常不同意	27	<div><div></div></div> 11.6%
2	不同意	68	<div><div></div></div> 29.2%
3	普通	121	<div><div></div></div> 51.9%
4	同意	13	<div><div></div></div> 5.6%
5	非常同意	4	<div><div></div></div> 1.7%
9	遺漏值	0	
Warning: these figures indicate the number of cases found in the data file. They cannot be interpreted as summary statistics of the population of interest.			
# b1_22: 服務使用前-我有責任讓社會變得更美好			
Information	[Type= discrete] [Format=numeric] [Range= 1-9] [Missing=*]		
Statistics [NW/ W]	[Valid=233 /-] [Invalid=0 /-]		
Value	Label	Cases	Percentage
1	非常不同意	24	<div><div></div></div> 10.3%
2	不同意	45	<div><div></div></div> 19.3%
3	普通	132	<div><div></div></div> 56.7%
4	同意	23	<div><div></div></div> 9.9%
5	非常同意	9	<div><div></div></div> 3.9%
9	遺漏值	0	
Warning: these figures indicate the number of cases found in the data file. They cannot be interpreted as summary statistics of the population of interest.			

b1_23: 服務使用前-我對社會是有貢獻的

Information	[Type= discrete] [Format=numeric] [Range= 1-9] [Missing=*]		
Statistics [NW/ W]	[Valid=233 /-] [Invalid=0 /-]		
Value	Label	Cases	Percentage
1	非常不同意	25	<div><div></div></div> 10.7%
2	不同意	51	<div><div></div></div> 21.9%
3	普通	124	<div><div></div></div> 53.2%
4	同意	26	<div><div></div></div> 11.2%
5	非常同意	7	<div><div></div></div> 3.0%
9	遺漏值	0	
<i>Warning: these figures indicate the number of cases found in the data file. They cannot be interpreted as summary statistics of the population of interest.</i>			

b2_1: 服務使用後-我的所得可以維持基本生活所需

Information	[Type= discrete] [Format=numeric] [Range= 1-9] [Missing=*]		
Statistics [NW/ W]	[Valid=233 /-] [Invalid=0 /-]		
Value	Label	Cases	Percentage
1	非常不同意	5	<div><div></div></div> 2.1%
2	不同意	18	<div><div></div></div> 7.7%
3	普通	73	<div><div></div></div> 31.3%
4	同意	105	<div><div></div></div> 45.1%
5	非常同意	31	<div><div></div></div> 13.3%
9	遺漏值	1	<div><div></div></div> 0.4%
<i>Warning: these figures indicate the number of cases found in the data file. They cannot be interpreted as summary statistics of the population of interest.</i>			

b2_2: 服務使用後-我可以獲得適當的健康照顧

Information	[Type= discrete] [Format=numeric] [Range= 1-9] [Missing=*]		
Statistics [NW/ W]	[Valid=233 /-] [Invalid=0 /-]		
Value	Label	Cases	Percentage
1	非常不同意	0	
2	不同意	1	<div><div></div></div> 0.4%
3	普通	28	<div><div></div></div> 12.0%
4	同意	128	<div><div></div></div> 54.9%
5	非常同意	76	<div><div></div></div> 32.6%
9	遺漏值	0	
<i>Warning: these figures indicate the number of cases found in the data file. They cannot be interpreted as summary statistics of the population of interest.</i>			

b2_3: 服務使用後-我可以獲得適當的生活照顧

Information	[Type= discrete] [Format=numeric] [Range= 1-9] [Missing=*]		
Statistics [NW/ W]	[Valid=233 /-] [Invalid=0 /-]		
Value	Label	Cases	Percentage
1	非常不同意	0	
2	不同意	1	<div><div></div></div> 0.4%
3	普通	12	<div><div></div></div> 5.2%
4	同意	118	<div><div></div></div> 50.6%
5	非常同意	102	<div><div></div></div> 43.8%
9	遺漏值	0	
<i>Warning: these figures indicate the number of cases found in the data file. They cannot be interpreted as summary statistics of the population of interest.</i>			

# b2_4: 服務使用後-我可以自在地居住在自己的家裡			
Information	[Type= discrete] [Format=numeric] [Range= 1-9] [Missing=*]		
Statistics [NW/ W]	[Valid=233 /-] [Invalid=0 /-]		
Value	Label	Cases	Percentage
1	非常不同意	0	
2	不同意	4	1.7%
3	普通	21	9.0%
4	同意	118	50.6%
5	非常同意	90	38.6%
9	遺漏值	0	
Warning: these figures indicate the number of cases found in the data file. They cannot be interpreted as summary statistics of the population of interest.			
# b2_5: 服務使用後-我可以自在地參與社區的活動(如：宗教活動、傳統習俗...)			
Information	[Type= discrete] [Format=numeric] [Range= 1-9] [Missing=*]		
Statistics [NW/ W]	[Valid=233 /-] [Invalid=0 /-]		
Value	Label	Cases	Percentage
1	非常不同意	54	23.2%
2	不同意	61	26.2%
3	普通	72	30.9%
4	同意	25	10.7%
5	非常同意	21	9.0%
9	遺漏值	0	
Warning: these figures indicate the number of cases found in the data file. They cannot be interpreted as summary statistics of the population of interest.			
# b2_6: 服務使用後-我可以自由地表達自己的想法			
Information	[Type= discrete] [Format=numeric] [Range= 1-9] [Missing=*]		
Statistics [NW/ W]	[Valid=233 /-] [Invalid=0 /-]		
Value	Label	Cases	Percentage
1	非常不同意	9	3.9%
2	不同意	16	6.9%
3	普通	33	14.2%
4	同意	118	50.6%
5	非常同意	57	24.5%
9	遺漏值	0	
Warning: these figures indicate the number of cases found in the data file. They cannot be interpreted as summary statistics of the population of interest.			
# b2_7: 服務使用後-我可以選擇自己想要的生活方式			
Information	[Type= discrete] [Format=numeric] [Range= 1-9] [Missing=*]		
Statistics [NW/ W]	[Valid=233 /-] [Invalid=0 /-]		
Value	Label	Cases	Percentage
1	非常不同意	15	6.4%
2	不同意	30	12.9%
3	普通	73	31.3%
4	同意	84	36.1%
5	非常同意	31	13.3%
9	遺漏值	0	
Warning: these figures indicate the number of cases found in the data file. They cannot be interpreted as summary statistics of the population of interest.			

# b2_8: 服務使用後-我有學習新事務的機會/管道			
Information	[Type= discrete] [Format=numeric] [Range= 1-9] [Missing=*]		
Statistics [NW/ W]	[Valid=233 /-] [Invalid=0 /-]		
Value	Label	Cases	Percentage
1	非常不同意	42	<div><div></div></div> 18.0%
2	不同意	48	<div><div></div></div> 20.6%
3	普通	85	<div><div></div></div> 36.5%
4	同意	38	<div><div></div></div> 16.3%
5	非常同意	20	<div><div></div></div> 8.6%
9	遺漏值	0	
Warning: these figures indicate the number of cases found in the data file. They cannot be interpreted as summary statistics of the population of interest.			
# b2_9: 服務使用後-我可以過著安全的生活(免於剝削和身體或精神的虐待)			
Information	[Type= discrete] [Format=numeric] [Range= 1-9] [Missing=*]		
Statistics [NW/ W]	[Valid=233 /-] [Invalid=0 /-]		
Value	Label	Cases	Percentage
1	非常不同意	0	
2	不同意	2	<div><div></div></div> 0.9%
3	普通	12	<div><div></div></div> 5.2%
4	同意	89	<div><div></div></div> 38.2%
5	非常同意	130	<div><div></div></div> 55.8%
9	遺漏值	0	
Warning: these figures indicate the number of cases found in the data file. They cannot be interpreted as summary statistics of the population of interest.			
# b2_10: 服務使用後-我可以享有個人的隱私權			
Information	[Type= discrete] [Format=numeric] [Range= 1-9] [Missing=*]		
Statistics [NW/ W]	[Valid=233 /-] [Invalid=0 /-]		
Value	Label	Cases	Percentage
1	非常不同意	0	
2	不同意	4	<div><div></div></div> 1.7%
3	普通	41	<div><div></div></div> 17.6%
4	同意	103	<div><div></div></div> 44.2%
5	非常同意	85	<div><div></div></div> 36.5%
9	遺漏值	0	
Warning: these figures indicate the number of cases found in the data file. They cannot be interpreted as summary statistics of the population of interest.			
# b2_11: 服務使用後-我能夠獲得他人/社會公平的對待			
Information	[Type= discrete] [Format=numeric] [Range= 1-9] [Missing=*]		
Statistics [NW/ W]	[Valid=233 /-] [Invalid=0 /-]		
Value	Label	Cases	Percentage
1	非常不同意	1	<div><div></div></div> 0.4%
2	不同意	14	<div><div></div></div> 6.0%
3	普通	58	<div><div></div></div> 24.9%
4	同意	124	<div><div></div></div> 53.2%
5	非常同意	36	<div><div></div></div> 15.5%
9	遺漏值	0	
Warning: these figures indicate the number of cases found in the data file. They cannot be interpreted as summary statistics of the population of interest.			

# b2_12: 服務使用後-我有責任維持自己的身心健康			
Information	[Type= discrete] [Format=numeric] [Range= 1-9] [Missing=*]		
Statistics [NW/ W]	[Valid=233 /-] [Invalid=0 /-]		
Value	Label	Cases	Percentage
1	非常不同意	1	0.4%
2	不同意	6	2.6%
3	普通	25	10.7%
4	同意	135	57.9%
5	非常同意	66	28.3%
9	遺漏值	0	
Warning: these figures indicate the number of cases found in the data file. They cannot be interpreted as summary statistics of the population of interest.			
# b2_13: 服務使用後-我可以照顧好自己的身心健康			
Information	[Type= discrete] [Format=numeric] [Range= 1-9] [Missing=*]		
Statistics [NW/ W]	[Valid=233 /-] [Invalid=0 /-]		
Value	Label	Cases	Percentage
1	非常不同意	19	8.2%
2	不同意	33	14.2%
3	普通	59	25.3%
4	同意	82	35.2%
5	非常同意	40	17.2%
9	遺漏值	0	
Warning: these figures indicate the number of cases found in the data file. They cannot be interpreted as summary statistics of the population of interest.			
# b2_14: 服務使用後-我有責任維持個人經濟上的自立自主			
Information	[Type= discrete] [Format=numeric] [Range= 1-9] [Missing=*]		
Statistics [NW/ W]	[Valid=233 /-] [Invalid=0 /-]		
Value	Label	Cases	Percentage
1	非常不同意	19	8.2%
2	不同意	34	14.6%
3	普通	93	39.9%
4	同意	52	22.3%
5	非常同意	35	15.0%
9	遺漏值	0	
Warning: these figures indicate the number of cases found in the data file. They cannot be interpreted as summary statistics of the population of interest.			
# b2_15: 服務使用後-我可以維持個人經濟上的自立自主			
Information	[Type= discrete] [Format=numeric] [Range= 1-9] [Missing=*]		
Statistics [NW/ W]	[Valid=233 /-] [Invalid=0 /-]		
Value	Label	Cases	Percentage
1	非常不同意	43	18.5%
2	不同意	46	19.7%
3	普通	74	31.8%
4	同意	47	20.2%
5	非常同意	23	9.9%
9	遺漏值	0	
Warning: these figures indicate the number of cases found in the data file. They cannot be interpreted as summary statistics of the population of interest.			

# b2_16: 服務使用後-我有責任維持家庭的經濟收入			
Information	[Type= discrete] [Format=numeric] [Range= 1-9] [Missing=*]		
Statistics [NW/ W]	[Valid=233 /-] [Invalid=0 /-]		
Value	Label	Cases	Percentage
1	非常不同意	26	<div><div></div></div> 11.2%
2	不同意	56	<div><div></div></div> 24.0%
3	普通	81	<div><div></div></div> 34.8%
4	同意	43	<div><div></div></div> 18.5%
5	非常同意	27	<div><div></div></div> 11.6%
9	遺漏值	0	
Warning: these figures indicate the number of cases found in the data file. They cannot be interpreted as summary statistics of the population of interest.			
# b2_17: 服務使用後-我對家庭的經濟是有貢獻的			
Information	[Type= discrete] [Format=numeric] [Range= 1-9] [Missing=*]		
Statistics [NW/ W]	[Valid=233 /-] [Invalid=0 /-]		
Value	Label	Cases	Percentage
1	非常不同意	45	<div><div></div></div> 19.3%
2	不同意	49	<div><div></div></div> 21.0%
3	普通	80	<div><div></div></div> 34.3%
4	同意	38	<div><div></div></div> 16.3%
5	非常同意	21	<div><div></div></div> 9.0%
9	遺漏值	0	
Warning: these figures indicate the number of cases found in the data file. They cannot be interpreted as summary statistics of the population of interest.			
# b2_18: 服務使用後-我有責任讓家庭生活變得更好			
Information	[Type= discrete] [Format=numeric] [Range= 1-9] [Missing=*]		
Statistics [NW/ W]	[Valid=233 /-] [Invalid=0 /-]		
Value	Label	Cases	Percentage
1	非常不同意	1	<div><div></div></div> 0.4%
2	不同意	15	<div><div></div></div> 6.4%
3	普通	75	<div><div></div></div> 32.2%
4	同意	109	<div><div></div></div> 46.8%
5	非常同意	33	<div><div></div></div> 14.2%
9	遺漏值	0	
Warning: these figures indicate the number of cases found in the data file. They cannot be interpreted as summary statistics of the population of interest.			
# b2_19: 服務使用後-我對家庭生活是有貢獻的			
Information	[Type= discrete] [Format=numeric] [Range= 1-9] [Missing=*]		
Statistics [NW/ W]	[Valid=233 /-] [Invalid=0 /-]		
Value	Label	Cases	Percentage
1	非常不同意	5	<div><div></div></div> 2.1%
2	不同意	27	<div><div></div></div> 11.6%
3	普通	88	<div><div></div></div> 37.8%
4	同意	86	<div><div></div></div> 36.9%
5	非常同意	27	<div><div></div></div> 11.6%
9	遺漏值	0	
Warning: these figures indicate the number of cases found in the data file. They cannot be interpreted as summary statistics of the population of interest.			

# b2_20: 服務使用後-我有責任讓社區變得更好			
Information	[Type= discrete] [Format=numeric] [Range= 1-9] [Missing=*]		
Statistics [NW/ W]	[Valid=233 /-] [Invalid=0 /-]		
Value	Label	Cases	Percentage
1	非常不同意	24	<div><div></div></div> 10.3%
2	不同意	54	<div><div></div></div> 23.2%
3	普通	127	<div><div></div></div> 54.5%
4	同意	18	<div><div></div></div> 7.7%
5	非常同意	10	<div><div></div></div> 4.3%
9	遺漏值	0	
Warning: these figures indicate the number of cases found in the data file. They cannot be interpreted as summary statistics of the population of interest.			
# b2_21: 服務使用後-我對社區是有貢獻的			
Information	[Type= discrete] [Format=numeric] [Range= 1-9] [Missing=*]		
Statistics [NW/ W]	[Valid=233 /-] [Invalid=0 /-]		
Value	Label	Cases	Percentage
1	非常不同意	28	<div><div></div></div> 12.0%
2	不同意	67	<div><div></div></div> 28.8%
3	普通	120	<div><div></div></div> 51.5%
4	同意	14	<div><div></div></div> 6.0%
5	非常同意	4	<div><div></div></div> 1.7%
9	遺漏值	0	
Warning: these figures indicate the number of cases found in the data file. They cannot be interpreted as summary statistics of the population of interest.			
# b2_22: 服務使用後-我有責任讓社會變得更美好			
Information	[Type= discrete] [Format=numeric] [Range= 1-9] [Missing=*]		
Statistics [NW/ W]	[Valid=233 /-] [Invalid=0 /-]		
Value	Label	Cases	Percentage
1	非常不同意	24	<div><div></div></div> 10.3%
2	不同意	45	<div><div></div></div> 19.3%
3	普通	132	<div><div></div></div> 56.7%
4	同意	23	<div><div></div></div> 9.9%
5	非常同意	9	<div><div></div></div> 3.9%
9	遺漏值	0	
Warning: these figures indicate the number of cases found in the data file. They cannot be interpreted as summary statistics of the population of interest.			
# b2_23: 服務使用後-我對社會是有貢獻的			
Information	[Type= discrete] [Format=numeric] [Range= 1-9] [Missing=*]		
Statistics [NW/ W]	[Valid=233 /-] [Invalid=0 /-]		
Value	Label	Cases	Percentage
1	非常不同意	24	<div><div></div></div> 10.3%
2	不同意	50	<div><div></div></div> 21.5%
3	普通	128	<div><div></div></div> 54.9%
4	同意	25	<div><div></div></div> 10.7%
5	非常同意	6	<div><div></div></div> 2.6%
9	遺漏值	0	
Warning: these figures indicate the number of cases found in the data file. They cannot be interpreted as summary statistics of the population of interest.			

# c1_1: 服務使用前-我相信自己有改變生活的能力			
Information	[Type= discrete] [Format=numeric] [Range= 1-9] [Missing=*]		
Statistics [NW/ W]	[Valid=233 /-] [Invalid=0 /-]		
Value	Label	Cases	Percentage
1	非常不同意	26	<div><div></div></div> 11.2%
2	不同意	54	<div><div></div></div> 23.2%
3	普通	98	<div><div></div></div> 42.1%
4	同意	40	<div><div></div></div> 17.2%
5	非常同意	15	<div><div></div></div> 6.4%
9	遺漏值	0	
Warning: these figures indicate the number of cases found in the data file. They cannot be interpreted as summary statistics of the population of interest.			
# c1_2: 服務使用前-我能夠適應目前的生活環境			
Information	[Type= discrete] [Format=numeric] [Range= 1-9] [Missing=*]		
Statistics [NW/ W]	[Valid=233 /-] [Invalid=0 /-]		
Value	Label	Cases	Percentage
1	非常不同意	6	<div><div></div></div> 2.6%
2	不同意	21	<div><div></div></div> 9.0%
3	普通	45	<div><div></div></div> 19.3%
4	同意	98	<div><div></div></div> 42.1%
5	非常同意	63	<div><div></div></div> 27.0%
9	遺漏值	0	
Warning: these figures indicate the number of cases found in the data file. They cannot be interpreted as summary statistics of the population of interest.			
# c1_3: 服務使用前-我無法對抗年邁/身體缺陷帶來的衝擊			
Information	[Type= discrete] [Format=numeric] [Range= 1-9] [Missing=*]		
Statistics [NW/ W]	[Valid=233 /-] [Invalid=0 /-]		
Value	Label	Cases	Percentage
1	非常不同意	16	<div><div></div></div> 6.9%
2	不同意	61	<div><div></div></div> 26.2%
3	普通	68	<div><div></div></div> 29.2%
4	同意	62	<div><div></div></div> 26.6%
5	非常同意	26	<div><div></div></div> 11.2%
9	遺漏值	0	
Warning: these figures indicate the number of cases found in the data file. They cannot be interpreted as summary statistics of the population of interest.			
# c1_4: 服務使用前-日常生活中，我能夠發揮自己的所長			
Information	[Type= discrete] [Format=numeric] [Range= 1-9] [Missing=*]		
Statistics [NW/ W]	[Valid=233 /-] [Invalid=0 /-]		
Value	Label	Cases	Percentage
1	非常不同意	26	<div><div></div></div> 11.2%
2	不同意	72	<div><div></div></div> 30.9%
3	普通	82	<div><div></div></div> 35.2%
4	同意	42	<div><div></div></div> 18.0%
5	非常同意	11	<div><div></div></div> 4.7%
9	遺漏值	0	
Warning: these figures indicate the number of cases found in the data file. They cannot be interpreted as summary statistics of the population of interest.			

# c1_5: 服務使用前-我有勇氣面對生活中困難的事情			
Information	[Type= discrete] [Format=numeric] [Range= 1-9] [Missing=*]		
Statistics [NW/ W]	[Valid=233 /-] [Invalid=0 /-]		
Value	Label	Cases	Percentage
1	非常不同意	10	<div><div></div></div> 4.3%
2	不同意	15	<div><div></div></div> 6.4%
3	普通	83	<div><div></div></div> 35.6%
4	同意	100	<div><div></div></div> 42.9%
5	非常同意	25	<div><div></div></div> 10.7%
9	遺漏值	0	
Warning: these figures indicate the number of cases found in the data file. They cannot be interpreted as summary statistics of the population of interest.			
# c1_6: 服務使用前-我可以掌控/主導自己的生活			
Information	[Type= discrete] [Format=numeric] [Range= 1-9] [Missing=*]		
Statistics [NW/ W]	[Valid=233 /-] [Invalid=0 /-]		
Value	Label	Cases	Percentage
1	非常不同意	13	<div><div></div></div> 5.6%
2	不同意	32	<div><div></div></div> 13.7%
3	普通	81	<div><div></div></div> 34.8%
4	同意	83	<div><div></div></div> 35.6%
5	非常同意	22	<div><div></div></div> 9.4%
9	遺漏值	2	<div><div></div></div> 0.9%
Warning: these figures indicate the number of cases found in the data file. They cannot be interpreted as summary statistics of the population of interest.			
# c1_7: 服務使用前-我覺得我是個沒有用的人			
Information	[Type= discrete] [Format=numeric] [Range= 1-9] [Missing=*]		
Statistics [NW/ W]	[Valid=233 /-] [Invalid=0 /-]		
Value	Label	Cases	Percentage
1	非常不同意	32	<div><div></div></div> 13.7%
2	不同意	107	<div><div></div></div> 45.9%
3	普通	56	<div><div></div></div> 24.0%
4	同意	29	<div><div></div></div> 12.4%
5	非常同意	8	<div><div></div></div> 3.4%
9	遺漏值	1	<div><div></div></div> 0.4%
Warning: these figures indicate the number of cases found in the data file. They cannot be interpreted as summary statistics of the population of interest.			
# c1_8: 服務使用前-我可以採取必要的行動來改善自己的生活			
Information	[Type= discrete] [Format=numeric] [Range= 1-9] [Missing=*]		
Statistics [NW/ W]	[Valid=233 /-] [Invalid=0 /-]		
Value	Label	Cases	Percentage
1	非常不同意	12	<div><div></div></div> 5.2%
2	不同意	61	<div><div></div></div> 26.2%
3	普通	97	<div><div></div></div> 41.6%
4	同意	49	<div><div></div></div> 21.0%
5	非常同意	14	<div><div></div></div> 6.0%
9	遺漏值	0	
Warning: these figures indicate the number of cases found in the data file. They cannot be interpreted as summary statistics of the population of interest.			

# c1_9: 服務使用前-我有權參與自己社區的各項活動			
Information	[Type= discrete] [Format=numeric] [Range= 1-9] [Missing=*]		
Statistics [NW/ W]	[Valid=233 /-] [Invalid=0 /-]		
Value	Label	Cases	Percentage
1	非常不同意	7	<div><div></div></div> 3.0%
2	不同意	42	<div><div></div></div> 18.0%
3	普通	118	<div><div></div></div> 50.6%
4	同意	46	<div><div></div></div> 19.7%
5	非常同意	20	<div><div></div></div> 8.6%
9	遺漏值	0	
Warning: these figures indicate the number of cases found in the data file. They cannot be interpreted as summary statistics of the population of interest.			
# c1_10: 服務使用前-與他人意見不同時， 我能夠做有效的溝通和協調			
Information	[Type= discrete] [Format=numeric] [Range= 1-9] [Missing=*]		
Statistics [NW/ W]	[Valid=233 /-] [Invalid=0 /-]		
Value	Label	Cases	Percentage
1	非常不同意	5	<div><div></div></div> 2.1%
2	不同意	29	<div><div></div></div> 12.4%
3	普通	61	<div><div></div></div> 26.2%
4	同意	101	<div><div></div></div> 43.3%
5	非常同意	37	<div><div></div></div> 15.9%
9	遺漏值	0	
Warning: these figures indicate the number of cases found in the data file. They cannot be interpreted as summary statistics of the population of interest.			
# c1_11: 服務使用前-跟他人互動時， 我覺得他人能瞭解我的想法/處境			
Information	[Type= discrete] [Format=numeric] [Range= 1-9] [Missing=*]		
Statistics [NW/ W]	[Valid=233 /-] [Invalid=0 /-]		
Value	Label	Cases	Percentage
1	非常不同意	3	<div><div></div></div> 1.3%
2	不同意	26	<div><div></div></div> 11.2%
3	普通	72	<div><div></div></div> 30.9%
4	同意	97	<div><div></div></div> 41.6%
5	非常同意	35	<div><div></div></div> 15.0%
9	遺漏值	0	
Warning: these figures indicate the number of cases found in the data file. They cannot be interpreted as summary statistics of the population of interest.			
# c1_12: 服務使用前-我能夠獲得所想要的資訊， 以增進選擇的機會			
Information	[Type= discrete] [Format=numeric] [Range= 1-9] [Missing=*]		
Statistics [NW/ W]	[Valid=233 /-] [Invalid=0 /-]		
Value	Label	Cases	Percentage
1	非常不同意	15	<div><div></div></div> 6.4%
2	不同意	54	<div><div></div></div> 23.2%
3	普通	85	<div><div></div></div> 36.5%
4	同意	55	<div><div></div></div> 23.6%
5	非常同意	24	<div><div></div></div> 10.3%
9	遺漏值	0	
Warning: these figures indicate the number of cases found in the data file. They cannot be interpreted as summary statistics of the population of interest.			

# c1_13: 服務使用前-我可以和他人分享生活的狀況，並彼此相互支持			
Information	[Type= discrete] [Format=numeric] [Range= 1-9] [Missing=*]		
Statistics [NW/ W]	[Valid=233 /-] [Invalid=0 /-]		
Value	Label	Cases	Percentage
1	非常不同意	8	<div><div></div></div> 3.4%
2	不同意	19	<div><div></div></div> 8.2%
3	普通	56	<div><div></div></div> 24.0%
4	同意	91	<div><div></div></div> 39.1%
5	非常同意	59	<div><div></div></div> 25.3%
9	遺漏值	0	
Warning: these figures indicate the number of cases found in the data file. They cannot be interpreted as summary statistics of the population of interest.			
# c1_14: 服務使用前-當我需要協助時，能夠主動向他人提出			
Information	[Type= discrete] [Format=numeric] [Range= 1-9] [Missing=*]		
Statistics [NW/ W]	[Valid=233 /-] [Invalid=0 /-]		
Value	Label	Cases	Percentage
1	非常不同意	6	<div><div></div></div> 2.6%
2	不同意	21	<div><div></div></div> 9.0%
3	普通	56	<div><div></div></div> 24.0%
4	同意	112	<div><div></div></div> 48.1%
5	非常同意	38	<div><div></div></div> 16.3%
9	遺漏值	0	
Warning: these figures indicate the number of cases found in the data file. They cannot be interpreted as summary statistics of the population of interest.			
# c1_15: 服務使用前-在社區生活中，我有機會表現自己的優勢/專長			
Information	[Type= discrete] [Format=numeric] [Range= 1-9] [Missing=*]		
Statistics [NW/ W]	[Valid=233 /-] [Invalid=0 /-]		
Value	Label	Cases	Percentage
1	非常不同意	43	<div><div></div></div> 18.5%
2	不同意	79	<div><div></div></div> 33.9%
3	普通	85	<div><div></div></div> 36.5%
4	同意	17	<div><div></div></div> 7.3%
5	非常同意	9	<div><div></div></div> 3.9%
9	遺漏值	0	
Warning: these figures indicate the number of cases found in the data file. They cannot be interpreted as summary statistics of the population of interest.			
# c1_16: 服務使用前-在社區生活中，我可以維護自己的利益			
Information	[Type= discrete] [Format=numeric] [Range= 1-9] [Missing=*]		
Statistics [NW/ W]	[Valid=233 /-] [Invalid=0 /-]		
Value	Label	Cases	Percentage
1	非常不同意	11	<div><div></div></div> 4.7%
2	不同意	30	<div><div></div></div> 12.9%
3	普通	116	<div><div></div></div> 49.8%
4	同意	55	<div><div></div></div> 23.6%
5	非常同意	21	<div><div></div></div> 9.0%
9	遺漏值	0	
Warning: these figures indicate the number of cases found in the data file. They cannot be interpreted as summary statistics of the population of interest.			

# c1_17: 服務使用前-我會想要改變社區的環境			
Information		[Type= discrete] [Format=numeric] [Range= 1-9] [Missing=*]	
Statistics [NW/ W]		[Valid=233 /-] [Invalid=0 /-]	
Value	Label	Cases	Percentage
1	非常不同意	55	<div></div> 23.6%
2	不同意	80	<div></div> 34.3%
3	普通	84	<div></div> 36.1%
4	同意	10	<div></div> 4.3%
5	非常同意	4	<div></div> 1.7%
9	遺漏值	0	
Warning: these figures indicate the number of cases found in the data file. They cannot be interpreted as summary statistics of the population of interest.			
# c1_18: 服務使用前-我相信透過參加集體行動， 可以改善社區的問題			
Information		[Type= discrete] [Format=numeric] [Range= 1-9] [Missing=*]	
Statistics [NW/ W]		[Valid=233 /-] [Invalid=0 /-]	
Value	Label	Cases	Percentage
1	非常不同意	37	<div></div> 15.9%
2	不同意	55	<div></div> 23.6%
3	普通	103	<div></div> 44.2%
4	同意	31	<div></div> 13.3%
5	非常同意	7	<div></div> 3.0%
9	遺漏值	0	
Warning: these figures indicate the number of cases found in the data file. They cannot be interpreted as summary statistics of the population of interest.			

# c1_19: 服務使用前-我有適當的管道表達對社區事務的關心			
Information	[Type= discrete] [Format=numeric] [Range= 1-9] [Missing=*]		
Statistics [NW/ W]	[Valid=233 /-] [Invalid=0 /-]		
Value	Label	Cases	Percentage
1	非常不同意	55	<div><div></div></div> 23.6%
2	不同意	68	<div><div></div></div> 29.2%
3	普通	73	<div><div></div></div> 31.3%
4	同意	27	<div><div></div></div> 11.6%
5	非常同意	10	<div><div></div></div> 4.3%
9	遺漏值	0	
Warning: these figures indicate the number of cases found in the data file. They cannot be interpreted as summary statistics of the population of interest.			
# c1_20: 服務使用前-我曾參與討論社區重要的事務			
Information	[Type= discrete] [Format=numeric] [Range= 1-9] [Missing=*]		
Statistics [NW/ W]	[Valid=233 /-] [Invalid=0 /-]		
Value	Label	Cases	Percentage
1	非常不同意	77	<div><div></div></div> 33.0%
2	不同意	84	<div><div></div></div> 36.1%
3	普通	52	<div><div></div></div> 22.3%
4	同意	11	<div><div></div></div> 4.7%
5	非常同意	9	<div><div></div></div> 3.9%
9	遺漏值	0	
Warning: these figures indicate the number of cases found in the data file. They cannot be interpreted as summary statistics of the population of interest.			
# c1_21: 服務使用前-我會想要改變社會環境			
Information	[Type= discrete] [Format=numeric] [Range= 1-9] [Missing=*]		
Statistics [NW/ W]	[Valid=233 /-] [Invalid=0 /-]		
Value	Label	Cases	Percentage
1	非常不同意	67	<div><div></div></div> 28.8%
2	不同意	73	<div><div></div></div> 31.3%
3	普通	77	<div><div></div></div> 33.0%
4	同意	13	<div><div></div></div> 5.6%
5	非常同意	3	<div><div></div></div> 1.3%
9	遺漏值	0	
Warning: these figures indicate the number of cases found in the data file. They cannot be interpreted as summary statistics of the population of interest.			
# c1_22: 服務使用前-我有適當的管道表達對社會事務的關心			
Information	[Type= discrete] [Format=numeric] [Range= 1-9] [Missing=*]		
Statistics [NW/ W]	[Valid=233 /-] [Invalid=0 /-]		
Value	Label	Cases	Percentage
1	非常不同意	64	<div><div></div></div> 27.5%
2	不同意	66	<div><div></div></div> 28.3%
3	普通	79	<div><div></div></div> 33.9%
4	同意	16	<div><div></div></div> 6.9%
5	非常同意	8	<div><div></div></div> 3.4%
9	遺漏值	0	
Warning: these figures indicate the number of cases found in the data file. They cannot be interpreted as summary statistics of the population of interest.			

# c1_23: 服務使用前-我願意為社會不公不義的事情挺身而出			
Information	[Type= discrete] [Format=numeric] [Range= 1-9] [Missing=*]		
Statistics [NW/ W]	[Valid=233 /-] [Invalid=0 /-]		
Value	Label	Cases	Percentage
1	非常不同意	50	<div><div></div></div> 21.5%
2	不同意	61	<div><div></div></div> 26.2%
3	普通	94	<div><div></div></div> 40.3%
4	同意	21	<div><div></div></div> 9.0%
5	非常同意	7	<div><div></div></div> 3.0%
9	遺漏值	0	
Warning: these figures indicate the number of cases found in the data file. They cannot be interpreted as summary statistics of the population of interest.			
# c1_24: 服務使用前-我曾為社會不公不義的事情挺身而出			
Information	[Type= discrete] [Format=numeric] [Range= 1-9] [Missing=*]		
Statistics [NW/ W]	[Valid=233 /-] [Invalid=0 /-]		
Value	Label	Cases	Percentage
1	非常不同意	67	<div><div></div></div> 28.8%
2	不同意	86	<div><div></div></div> 36.9%
3	普通	64	<div><div></div></div> 27.5%
4	同意	12	<div><div></div></div> 5.2%
5	非常同意	4	<div><div></div></div> 1.7%
9	遺漏值	0	
Warning: these figures indicate the number of cases found in the data file. They cannot be interpreted as summary statistics of the population of interest.			
# c2_1: 服務使用後-我相信自己有改變生活的能力			
Information	[Type= discrete] [Format=numeric] [Range= 1-9] [Missing=*]		
Statistics [NW/ W]	[Valid=233 /-] [Invalid=0 /-]		
Value	Label	Cases	Percentage
1	非常不同意	24	<div><div></div></div> 10.3%
2	不同意	52	<div><div></div></div> 22.3%
3	普通	93	<div><div></div></div> 39.9%
4	同意	45	<div><div></div></div> 19.3%
5	非常同意	19	<div><div></div></div> 8.2%
9	遺漏值	0	
Warning: these figures indicate the number of cases found in the data file. They cannot be interpreted as summary statistics of the population of interest.			
# c2_2: 服務使用後-我能夠適應目前的生活環境			
Information	[Type= discrete] [Format=numeric] [Range= 1-9] [Missing=*]		
Statistics [NW/ W]	[Valid=233 /-] [Invalid=0 /-]		
Value	Label	Cases	Percentage
1	非常不同意	4	<div><div></div></div> 1.7%
2	不同意	16	<div><div></div></div> 6.9%
3	普通	36	<div><div></div></div> 15.5%
4	同意	103	<div><div></div></div> 44.2%
5	非常同意	73	<div><div></div></div> 31.3%
9	遺漏值	1	<div><div></div></div> 0.4%
Warning: these figures indicate the number of cases found in the data file. They cannot be interpreted as summary statistics of the population of interest.			

# c2_3: 服務使用後-我無法對抗年邁/身體缺陷帶來的衝擊			
Information	[Type= discrete] [Format=numeric] [Range= 1-9] [Missing=*]		
Statistics [NW/ W]	[Valid=233 /-] [Invalid=0 /-]		
Value	Label	Cases	Percentage
1	非常不同意	15	<div><div></div></div> 6.4%
2	不同意	65	<div><div></div></div> 27.9%
3	普通	68	<div><div></div></div> 29.2%
4	同意	55	<div><div></div></div> 23.6%
5	非常同意	30	<div><div></div></div> 12.9%
9	遺漏值	0	
Warning: these figures indicate the number of cases found in the data file. They cannot be interpreted as summary statistics of the population of interest.			
# c2_4: 服務使用後-日常生活中，我能夠發揮自己的所長			
Information	[Type= discrete] [Format=numeric] [Range= 1-9] [Missing=*]		
Statistics [NW/ W]	[Valid=233 /-] [Invalid=0 /-]		
Value	Label	Cases	Percentage
1	非常不同意	24	<div><div></div></div> 10.3%
2	不同意	66	<div><div></div></div> 28.3%
3	普通	85	<div><div></div></div> 36.5%
4	同意	45	<div><div></div></div> 19.3%
5	非常同意	12	<div><div></div></div> 5.2%
9	遺漏值	1	<div><div></div></div> 0.4%
Warning: these figures indicate the number of cases found in the data file. They cannot be interpreted as summary statistics of the population of interest.			
# c2_5: 服務使用後-我有勇氣面對生活中困難的事情			
Information	[Type= discrete] [Format=numeric] [Range= 1-9] [Missing=*]		
Statistics [NW/ W]	[Valid=233 /-] [Invalid=0 /-]		
Value	Label	Cases	Percentage
1	非常不同意	8	<div><div></div></div> 3.4%
2	不同意	13	<div><div></div></div> 5.6%
3	普通	75	<div><div></div></div> 32.2%
4	同意	109	<div><div></div></div> 46.8%
5	非常同意	28	<div><div></div></div> 12.0%
9	遺漏值	0	
Warning: these figures indicate the number of cases found in the data file. They cannot be interpreted as summary statistics of the population of interest.			
# c2_6: 服務使用後-我可以掌控/主導自己的生活			
Information	[Type= discrete] [Format=numeric] [Range= 1-9] [Missing=*]		
Statistics [NW/ W]	[Valid=233 /-] [Invalid=0 /-]		
Value	Label	Cases	Percentage
1	非常不同意	12	<div><div></div></div> 5.2%
2	不同意	30	<div><div></div></div> 12.9%
3	普通	78	<div><div></div></div> 33.5%
4	同意	89	<div><div></div></div> 38.2%
5	非常同意	23	<div><div></div></div> 9.9%
9	遺漏值	1	<div><div></div></div> 0.4%
Warning: these figures indicate the number of cases found in the data file. They cannot be interpreted as summary statistics of the population of interest.			

# c2_7: 服務使用後-我覺得我是個沒有用的人			
Information	[Type= discrete] [Format=numeric] [Range= 1-9] [Missing=*]		
Statistics [NW/ W]	[Valid=233 /-] [Invalid=0 /-]		
Value	Label	Cases	Percentage
1	非常不同意	34	<div><div></div></div> 14.6%
2	不同意	108	<div><div></div></div> 46.4%
3	普通	56	<div><div></div></div> 24.0%
4	同意	25	<div><div></div></div> 10.7%
5	非常同意	9	<div><div></div></div> 3.9%
9	遺漏值	1	<div><div></div></div> 0.4%
Warning: these figures indicate the number of cases found in the data file. They cannot be interpreted as summary statistics of the population of interest.			
# c2_8: 服務使用後-我可以採取必要的行動來改善自己的生活			
Information	[Type= discrete] [Format=numeric] [Range= 1-9] [Missing=*]		
Statistics [NW/ W]	[Valid=233 /-] [Invalid=0 /-]		
Value	Label	Cases	Percentage
1	非常不同意	12	<div><div></div></div> 5.2%
2	不同意	57	<div><div></div></div> 24.5%
3	普通	94	<div><div></div></div> 40.3%
4	同意	53	<div><div></div></div> 22.7%
5	非常同意	17	<div><div></div></div> 7.3%
9	遺漏值	0	
Warning: these figures indicate the number of cases found in the data file. They cannot be interpreted as summary statistics of the population of interest.			
# c2_9: 服務使用後-我有權參與自己社區的各項活動			
Information	[Type= discrete] [Format=numeric] [Range= 1-9] [Missing=*]		
Statistics [NW/ W]	[Valid=233 /-] [Invalid=0 /-]		
Value	Label	Cases	Percentage
1	非常不同意	6	<div><div></div></div> 2.6%
2	不同意	43	<div><div></div></div> 18.5%
3	普通	117	<div><div></div></div> 50.2%
4	同意	47	<div><div></div></div> 20.2%
5	非常同意	20	<div><div></div></div> 8.6%
9	遺漏值	0	
Warning: these figures indicate the number of cases found in the data file. They cannot be interpreted as summary statistics of the population of interest.			
# c2_10: 服務使用後-與他人意見不同時，我能夠做有效的溝通和協調			
Information	[Type= discrete] [Format=numeric] [Range= 1-9] [Missing=*]		
Statistics [NW/ W]	[Valid=233 /-] [Invalid=0 /-]		
Value	Label	Cases	Percentage
1	非常不同意	6	<div><div></div></div> 2.6%
2	不同意	29	<div><div></div></div> 12.4%
3	普通	54	<div><div></div></div> 23.2%
4	同意	103	<div><div></div></div> 44.2%
5	非常同意	41	<div><div></div></div> 17.6%
9	遺漏值	0	
Warning: these figures indicate the number of cases found in the data file. They cannot be interpreted as summary statistics of the population of interest.			

# c2_11: 服務使用後-跟他人互動時, 我覺得他人能瞭解我的想法/處境			
Information	[Type= discrete] [Format=numeric] [Range= 1-9] [Missing=*]		
Statistics [NW/ W]	[Valid=233 /-] [Invalid=0 /-]		
Value	Label	Cases	Percentage
1	非常不同意	3	<div><div></div></div> 1.3%
2	不同意	27	<div><div></div></div> 11.6%
3	普通	59	<div><div></div></div> 25.3%
4	同意	105	<div><div></div></div> 45.1%
5	非常同意	39	<div><div></div></div> 16.7%
9	遺漏值	0	
Warning: these figures indicate the number of cases found in the data file. They cannot be interpreted as summary statistics of the population of interest.			
# c2_12: 服務使用後-我能夠獲得所想要的資訊, 以增進選擇的機會			
Information	[Type= discrete] [Format=numeric] [Range= 1-9] [Missing=*]		
Statistics [NW/ W]	[Valid=233 /-] [Invalid=0 /-]		
Value	Label	Cases	Percentage
1	非常不同意	16	<div><div></div></div> 6.9%
2	不同意	48	<div><div></div></div> 20.6%
3	普通	80	<div><div></div></div> 34.3%
4	同意	62	<div><div></div></div> 26.6%
5	非常同意	27	<div><div></div></div> 11.6%
9	遺漏值	0	
Warning: these figures indicate the number of cases found in the data file. They cannot be interpreted as summary statistics of the population of interest.			
# c2_13: 服務使用後-我可以和他人分享生活的狀況, 並彼此相互支持			
Information	[Type= discrete] [Format=numeric] [Range= 1-9] [Missing=*]		
Statistics [NW/ W]	[Valid=233 /-] [Invalid=0 /-]		
Value	Label	Cases	Percentage
1	非常不同意	7	<div><div></div></div> 3.0%
2	不同意	17	<div><div></div></div> 7.3%
3	普通	46	<div><div></div></div> 19.7%
4	同意	93	<div><div></div></div> 39.9%
5	非常同意	70	<div><div></div></div> 30.0%
9	遺漏值	0	
Warning: these figures indicate the number of cases found in the data file. They cannot be interpreted as summary statistics of the population of interest.			
# c2_14: 服務使用後-當我需要協助時, 能夠主動向他人提出			
Information	[Type= discrete] [Format=numeric] [Range= 1-9] [Missing=*]		
Statistics [NW/ W]	[Valid=233 /-] [Invalid=0 /-]		
Value	Label	Cases	Percentage
1	非常不同意	6	<div><div></div></div> 2.6%
2	不同意	18	<div><div></div></div> 7.7%
3	普通	45	<div><div></div></div> 19.3%
4	同意	116	<div><div></div></div> 49.8%
5	非常同意	48	<div><div></div></div> 20.6%
9	遺漏值	0	
Warning: these figures indicate the number of cases found in the data file. They cannot be interpreted as summary statistics of the population of interest.			

# c2_15: 服務使用後-在社區生活中，我有機會表現自己的優勢/專長			
Information	[Type= discrete] [Format=numeric] [Range= 1-9] [Missing=*]		
Statistics [NW/ W]	[Valid=233 /-] [Invalid=0 /-]		
Value	Label	Cases	Percentage
1	非常不同意	45	<div><div></div></div> 19.3%
2	不同意	78	<div><div></div></div> 33.5%
3	普通	84	<div><div></div></div> 36.1%
4	同意	17	<div><div></div></div> 7.3%
5	非常同意	9	<div><div></div></div> 3.9%
9	遺漏值	0	
Warning: these figures indicate the number of cases found in the data file. They cannot be interpreted as summary statistics of the population of interest.			
# c2_16: 服務使用後-在社區生活中，我可以維護自己的利益			
Information	[Type= discrete] [Format=numeric] [Range= 1-9] [Missing=*]		
Statistics [NW/ W]	[Valid=233 /-] [Invalid=0 /-]		
Value	Label	Cases	Percentage
1	非常不同意	12	<div><div></div></div> 5.2%
2	不同意	30	<div><div></div></div> 12.9%
3	普通	115	<div><div></div></div> 49.4%
4	同意	55	<div><div></div></div> 23.6%
5	非常同意	21	<div><div></div></div> 9.0%
9	遺漏值	0	
Warning: these figures indicate the number of cases found in the data file. They cannot be interpreted as summary statistics of the population of interest.			
# c2_17: 服務使用後-我會想要改變社區的環境			
Information	[Type= discrete] [Format=numeric] [Range= 1-9] [Missing=*]		
Statistics [NW/ W]	[Valid=233 /-] [Invalid=0 /-]		
Value	Label	Cases	Percentage
1	非常不同意	55	<div><div></div></div> 23.6%
2	不同意	83	<div><div></div></div> 35.6%
3	普通	80	<div><div></div></div> 34.3%
4	同意	12	<div><div></div></div> 5.2%
5	非常同意	3	<div><div></div></div> 1.3%
9	遺漏值	0	
Warning: these figures indicate the number of cases found in the data file. They cannot be interpreted as summary statistics of the population of interest.			
# c2_18: 服務使用後-我相信透過參加集體行動，可以改善社區的問題			
Information	[Type= discrete] [Format=numeric] [Range= 1-9] [Missing=*]		
Statistics [NW/ W]	[Valid=233 /-] [Invalid=0 /-]		
Value	Label	Cases	Percentage
1	非常不同意	39	<div><div></div></div> 16.7%
2	不同意	54	<div><div></div></div> 23.2%
3	普通	101	<div><div></div></div> 43.3%
4	同意	32	<div><div></div></div> 13.7%
5	非常同意	7	<div><div></div></div> 3.0%
9	遺漏值	0	
Warning: these figures indicate the number of cases found in the data file. They cannot be interpreted as summary statistics of the population of interest.			

# c2_19: 服務使用後-我有適當的管道表達對社區事務的關心			
Information	[Type= discrete] [Format=numeric] [Range= 1-9] [Missing=*]		
Statistics [NW/ W]	[Valid=233 /-] [Invalid=0 /-]		
Value	Label	Cases	Percentage
1	非常不同意	55	<div><div></div></div> 23.6%
2	不同意	67	<div><div></div></div> 28.8%
3	普通	74	<div><div></div></div> 31.8%
4	同意	27	<div><div></div></div> 11.6%
5	非常同意	10	<div><div></div></div> 4.3%
9	遺漏值	0	
Warning: these figures indicate the number of cases found in the data file. They cannot be interpreted as summary statistics of the population of interest.			
# c2_20: 服務使用後-我曾參與討論社區重要的事務			
Information	[Type= discrete] [Format=numeric] [Range= 1-9] [Missing=*]		
Statistics [NW/ W]	[Valid=233 /-] [Invalid=0 /-]		
Value	Label	Cases	Percentage
1	非常不同意	79	<div><div></div></div> 33.9%
2	不同意	83	<div><div></div></div> 35.6%
3	普通	51	<div><div></div></div> 21.9%
4	同意	11	<div><div></div></div> 4.7%
5	非常同意	9	<div><div></div></div> 3.9%
9	遺漏值	0	
Warning: these figures indicate the number of cases found in the data file. They cannot be interpreted as summary statistics of the population of interest.			
# c2_21: 服務使用後-我會想要改變社會環境			
Information	[Type= discrete] [Format=numeric] [Range= 1-9] [Missing=*]		
Statistics [NW/ W]	[Valid=233 /-] [Invalid=0 /-]		
Value	Label	Cases	Percentage
1	非常不同意	67	<div><div></div></div> 28.8%
2	不同意	74	<div><div></div></div> 31.8%
3	普通	75	<div><div></div></div> 32.2%
4	同意	15	<div><div></div></div> 6.4%
5	非常同意	2	<div><div></div></div> 0.9%
9	遺漏值	0	
Warning: these figures indicate the number of cases found in the data file. They cannot be interpreted as summary statistics of the population of interest.			
# c2_22: 服務使用後-我有適當的管道表達對社會事務的關心			
Information	[Type= discrete] [Format=numeric] [Range= 1-9] [Missing=*]		
Statistics [NW/ W]	[Valid=233 /-] [Invalid=0 /-]		
Value	Label	Cases	Percentage
1	非常不同意	64	<div><div></div></div> 27.5%
2	不同意	65	<div><div></div></div> 27.9%
3	普通	79	<div><div></div></div> 33.9%
4	同意	17	<div><div></div></div> 7.3%
5	非常同意	8	<div><div></div></div> 3.4%
9	遺漏值	0	
Warning: these figures indicate the number of cases found in the data file. They cannot be interpreted as summary statistics of the population of interest.			

# c2_23: 服務使用後-我願意為社會不公不義的事情挺身而出			
Information	[Type= discrete] [Format=numeric] [Range= 1-9] [Missing=*]		
Statistics [NW/ W]	[Valid=233 /-] [Invalid=0 /-]		
Value	Label	Cases	Percentage
1	非常不同意	50	<div><div></div></div> 21.5%
2	不同意	60	<div><div></div></div> 25.8%
3	普通	94	<div><div></div></div> 40.3%
4	同意	23	<div><div></div></div> 9.9%
5	非常同意	6	<div><div></div></div> 2.6%
9	遺漏值	0	
Warning: these figures indicate the number of cases found in the data file. They cannot be interpreted as summary statistics of the population of interest.			
# c2_24: 服務使用後-我曾為社會不公不義的事情挺身而出			
Information	[Type= discrete] [Format=numeric] [Range= 1-9] [Missing=*]		
Statistics [NW/ W]	[Valid=233 /-] [Invalid=0 /-]		
Value	Label	Cases	Percentage
1	非常不同意	66	<div><div></div></div> 28.3%
2	不同意	86	<div><div></div></div> 36.9%
3	普通	66	<div><div></div></div> 28.3%
4	同意	11	<div><div></div></div> 4.7%
5	非常同意	4	<div><div></div></div> 1.7%
9	遺漏值	0	
Warning: these figures indicate the number of cases found in the data file. They cannot be interpreted as summary statistics of the population of interest.			
# d1_1: 服務使用前-我喜歡自己現在這樣子			
Information	[Type= discrete] [Format=numeric] [Range= 1-9] [Missing=*]		
Statistics [NW/ W]	[Valid=233 /-] [Invalid=0 /-]		
Value	Label	Cases	Percentage
1	非常不同意	17	<div><div></div></div> 7.3%
2	不同意	42	<div><div></div></div> 18.0%
3	普通	70	<div><div></div></div> 30.0%
4	同意	74	<div><div></div></div> 31.8%
5	非常同意	30	<div><div></div></div> 12.9%
9	遺漏值	0	
Warning: these figures indicate the number of cases found in the data file. They cannot be interpreted as summary statistics of the population of interest.			
# d1_2: 服務使用前-我可以為自己的行為負責			
Information	[Type= discrete] [Format=numeric] [Range= 1-9] [Missing=*]		
Statistics [NW/ W]	[Valid=233 /-] [Invalid=0 /-]		
Value	Label	Cases	Percentage
1	非常不同意	7	<div><div></div></div> 3.0%
2	不同意	20	<div><div></div></div> 8.6%
3	普通	43	<div><div></div></div> 18.5%
4	同意	98	<div><div></div></div> 42.1%
5	非常同意	63	<div><div></div></div> 27.0%
9	遺漏值	2	<div><div></div></div> 0.9%
Warning: these figures indicate the number of cases found in the data file. They cannot be interpreted as summary statistics of the population of interest.			

# d1_3: 服務使用前-我覺得沒有能力對許多事情做決定			
Information	[Type= discrete] [Format=numeric] [Range= 1-9] [Missing=*]		
Statistics [NW/ W]	[Valid=233 /-] [Invalid=0 /-]		
Value	Label	Cases	Percentage
1	非常不同意	23	<div><div></div></div> 9.9%
2	不同意	68	<div><div></div></div> 29.2%
3	普通	62	<div><div></div></div> 26.6%
4	同意	53	<div><div></div></div> 22.7%
5	非常同意	27	<div><div></div></div> 11.6%
9	遺漏值	0	
Warning: these figures indicate the number of cases found in the data file. They cannot be interpreted as summary statistics of the population of interest.			
# d1_4: 服務使用前-我覺得我只能維持現在這個樣子			
Information	[Type= discrete] [Format=numeric] [Range= 1-9] [Missing=*]		
Statistics [NW/ W]	[Valid=233 /-] [Invalid=0 /-]		
Value	Label	Cases	Percentage
1	非常不同意	7	<div><div></div></div> 3.0%
2	不同意	25	<div><div></div></div> 10.7%
3	普通	89	<div><div></div></div> 38.2%
4	同意	81	<div><div></div></div> 34.8%
5	非常同意	31	<div><div></div></div> 13.3%
9	遺漏值	0	
Warning: these figures indicate the number of cases found in the data file. They cannot be interpreted as summary statistics of the population of interest.			
# d1_5: 服務使用前-我過著快樂的日子/生活			
Information	[Type= discrete] [Format=numeric] [Range= 1-9] [Missing=*]		
Statistics [NW/ W]	[Valid=233 /-] [Invalid=0 /-]		
Value	Label	Cases	Percentage
1	非常不同意	13	<div><div></div></div> 5.6%
2	不同意	40	<div><div></div></div> 17.2%
3	普通	61	<div><div></div></div> 26.2%
4	同意	85	<div><div></div></div> 36.5%
5	非常同意	34	<div><div></div></div> 14.6%
9	遺漏值	0	
Warning: these figures indicate the number of cases found in the data file. They cannot be interpreted as summary statistics of the population of interest.			
# d1_6: 服務使用前-我認為自己有能力幫助別人			
Information	[Type= discrete] [Format=numeric] [Range= 1-9] [Missing=*]		
Statistics [NW/ W]	[Valid=233 /-] [Invalid=0 /-]		
Value	Label	Cases	Percentage
1	非常不同意	46	<div><div></div></div> 19.7%
2	不同意	81	<div><div></div></div> 34.8%
3	普通	72	<div><div></div></div> 30.9%
4	同意	23	<div><div></div></div> 9.9%
5	非常同意	11	<div><div></div></div> 4.7%
9	遺漏值	0	
Warning: these figures indicate the number of cases found in the data file. They cannot be interpreted as summary statistics of the population of interest.			

# d1_7: 服務使用前-我會思考怎樣讓自己的生活變得更有意義			
Information	[Type= discrete] [Format=numeric] [Range= 1-9] [Missing=*]		
Statistics [NW/ W]	[Valid=233 /-] [Invalid=0 /-]		
Value	Label	Cases	Percentage
1	非常不同意	29	<div><div></div></div> 12.4%
2	不同意	61	<div><div></div></div> 26.2%
3	普通	81	<div><div></div></div> 34.8%
4	同意	41	<div><div></div></div> 17.6%
5	非常同意	20	<div><div></div></div> 8.6%
9	遺漏值	1	<div><div></div></div> 0.4%
Warning: these figures indicate the number of cases found in the data file. They cannot be interpreted as summary statistics of the population of interest.			
# d1_8: 服務使用前-我擔心未來的日子怎麼過			
Information	[Type= discrete] [Format=numeric] [Range= 1-9] [Missing=*]		
Statistics [NW/ W]	[Valid=233 /-] [Invalid=0 /-]		
Value	Label	Cases	Percentage
1	非常不同意	25	<div><div></div></div> 10.7%
2	不同意	40	<div><div></div></div> 17.2%
3	普通	52	<div><div></div></div> 22.3%
4	同意	73	<div><div></div></div> 31.3%
5	非常同意	43	<div><div></div></div> 18.5%
9	遺漏值	0	
Warning: these figures indicate the number of cases found in the data file. They cannot be interpreted as summary statistics of the population of interest.			
# d1_9: 服務使用前-我會努力照顧好自己的生活起居			
Information	[Type= discrete] [Format=numeric] [Range= 1-9] [Missing=*]		
Statistics [NW/ W]	[Valid=233 /-] [Invalid=0 /-]		
Value	Label	Cases	Percentage
1	非常不同意	7	<div><div></div></div> 3.0%
2	不同意	7	<div><div></div></div> 3.0%
3	普通	44	<div><div></div></div> 18.9%
4	同意	124	<div><div></div></div> 53.2%
5	非常同意	51	<div><div></div></div> 21.9%
9	遺漏值	0	
Warning: these figures indicate the number of cases found in the data file. They cannot be interpreted as summary statistics of the population of interest.			
# d1_10: 服務使用前-我會想辦法克服身體功能退化/缺陷造成的不便			
Information	[Type= discrete] [Format=numeric] [Range= 1-9] [Missing=*]		
Statistics [NW/ W]	[Valid=233 /-] [Invalid=0 /-]		
Value	Label	Cases	Percentage
1	非常不同意	4	<div><div></div></div> 1.7%
2	不同意	7	<div><div></div></div> 3.0%
3	普通	55	<div><div></div></div> 23.6%
4	同意	125	<div><div></div></div> 53.6%
5	非常同意	42	<div><div></div></div> 18.0%
9	遺漏值	0	
Warning: these figures indicate the number of cases found in the data file. They cannot be interpreted as summary statistics of the population of interest.			

# d1_11: 服務使用前-儘管年邁/身體有缺陷, 我仍想要對家庭有所貢獻			
Information	[Type= discrete] [Format=numeric] [Range= 1-9] [Missing=*]		
Statistics [NW/ W]	[Valid=233 /-] [Invalid=0 /-]		
Value	Label	Cases	Percentage
1	非常不同意	3	<div><div></div></div> 1.3%
2	不同意	17	<div><div></div></div> 7.3%
3	普通	88	<div><div></div></div> 37.8%
4	同意	102	<div><div></div></div> 43.8%
5	非常同意	23	<div><div></div></div> 9.9%
9	遺漏值	0	
Warning: these figures indicate the number of cases found in the data file. They cannot be interpreted as summary statistics of the population of interest.			
# d1_12: 服務使用前-儘管年邁/身體有缺陷, 我仍想要對社區有所貢獻			
Information	[Type= discrete] [Format=numeric] [Range= 1-9] [Missing=*]		
Statistics [NW/ W]	[Valid=233 /-] [Invalid=0 /-]		
Value	Label	Cases	Percentage
1	非常不同意	40	<div><div></div></div> 17.2%
2	不同意	74	<div><div></div></div> 31.8%
3	普通	93	<div><div></div></div> 39.9%
4	同意	17	<div><div></div></div> 7.3%
5	非常同意	9	<div><div></div></div> 3.9%
9	遺漏值	0	
Warning: these figures indicate the number of cases found in the data file. They cannot be interpreted as summary statistics of the population of interest.			
# d1_13: 服務使用前-儘管年邁/身體有缺陷, 我仍樂於學習新的事務			
Information	[Type= discrete] [Format=numeric] [Range= 1-9] [Missing=*]		
Statistics [NW/ W]	[Valid=233 /-] [Invalid=0 /-]		
Value	Label	Cases	Percentage
1	非常不同意	49	<div><div></div></div> 21.0%
2	不同意	52	<div><div></div></div> 22.3%
3	普通	83	<div><div></div></div> 35.6%
4	同意	34	<div><div></div></div> 14.6%
5	非常同意	15	<div><div></div></div> 6.4%
9	遺漏值	0	
Warning: these figures indicate the number of cases found in the data file. They cannot be interpreted as summary statistics of the population of interest.			
# d1_14: 服務使用前-儘管年邁/身體有缺陷, 我還是有夢想要實現的			
Information	[Type= discrete] [Format=numeric] [Range= 1-9] [Missing=*]		
Statistics [NW/ W]	[Valid=233 /-] [Invalid=0 /-]		
Value	Label	Cases	Percentage
1	非常不同意	54	<div><div></div></div> 23.2%
2	不同意	64	<div><div></div></div> 27.5%
3	普通	79	<div><div></div></div> 33.9%
4	同意	22	<div><div></div></div> 9.4%
5	非常同意	14	<div><div></div></div> 6.0%
9	遺漏值	0	
Warning: these figures indicate the number of cases found in the data file. They cannot be interpreted as summary statistics of the population of interest.			

# d1_15: 服務使用前-當別人用異樣眼光看我時，我會覺得無奈			
Information	[Type= discrete] [Format=numeric] [Range= 1-9] [Missing=*]		
Statistics [NW/ W]	[Valid=233 /-] [Invalid=0 /-]		
Value	Label	Cases	Percentage
1	非常不同意	28	<div><div></div></div> 12.0%
2	不同意	81	<div><div></div></div> 34.8%
3	普通	64	<div><div></div></div> 27.5%
4	同意	45	<div><div></div></div> 19.3%
5	非常同意	15	<div><div></div></div> 6.4%
9	遺漏值	0	
Warning: these figures indicate the number of cases found in the data file. They cannot be interpreted as summary statistics of the population of interest.			
# d1_16: 服務使用前-我會勇於面對挫折			
Information	[Type= discrete] [Format=numeric] [Range= 1-9] [Missing=*]		
Statistics [NW/ W]	[Valid=233 /-] [Invalid=0 /-]		
Value	Label	Cases	Percentage
1	非常不同意	4	<div><div></div></div> 1.7%
2	不同意	11	<div><div></div></div> 4.7%
3	普通	82	<div><div></div></div> 35.2%
4	同意	103	<div><div></div></div> 44.2%
5	非常同意	33	<div><div></div></div> 14.2%
9	遺漏值	0	
Warning: these figures indicate the number of cases found in the data file. They cannot be interpreted as summary statistics of the population of interest.			
# d1_17: 服務使用前-社區居民彼此相互信任			
Information	[Type= discrete] [Format=numeric] [Range= 1-9] [Missing=*]		
Statistics [NW/ W]	[Valid=233 /-] [Invalid=0 /-]		
Value	Label	Cases	Percentage
1	非常不同意	2	<div><div></div></div> 0.9%
2	不同意	6	<div><div></div></div> 2.6%
3	普通	89	<div><div></div></div> 38.2%
4	同意	102	<div><div></div></div> 43.8%
5	非常同意	34	<div><div></div></div> 14.6%
9	遺漏值	0	
Warning: these figures indicate the number of cases found in the data file. They cannot be interpreted as summary statistics of the population of interest.			
# d1_18: 服務使用前-社區居民遵守社區的規範/風俗習慣			
Information	[Type= discrete] [Format=numeric] [Range= 1-9] [Missing=*]		
Statistics [NW/ W]	[Valid=233 /-] [Invalid=0 /-]		
Value	Label	Cases	Percentage
1	非常不同意	3	<div><div></div></div> 1.3%
2	不同意	7	<div><div></div></div> 3.0%
3	普通	65	<div><div></div></div> 27.9%
4	同意	97	<div><div></div></div> 41.6%
5	非常同意	61	<div><div></div></div> 26.2%
9	遺漏值	0	
Warning: these figures indicate the number of cases found in the data file. They cannot be interpreted as summary statistics of the population of interest.			

# d1_19: 服務使用前-社區居民彼此來往密切				
Information		[Type= discrete] [Format=numeric] [Range= 1-9] [Missing=*]		
Statistics [NW/ W]		[Valid=233 /-] [Invalid=0 /-]		
Value	Label	Cases	Percentage	
1	非常不同意	9	<div><div></div></div>	3.9%
2	不同意	41	<div><div></div></div>	17.6%
3	普通	70	<div><div></div></div>	30.0%
4	同意	77	<div><div></div></div>	33.0%
5	非常同意	36	<div><div></div></div>	15.5%
9	遺漏值	0		
Warning: these figures indicate the number of cases found in the data file. They cannot be interpreted as summary statistics of the population of interest.				
# d1_20: 服務使用前-如果有人遭遇困難，社區居民會相互幫忙				
Information		[Type= discrete] [Format=numeric] [Range= 1-9] [Missing=*]		
Statistics [NW/ W]		[Valid=233 /-] [Invalid=0 /-]		
Value	Label	Cases	Percentage	
1	非常不同意	3	<div><div></div></div>	1.3%
2	不同意	21	<div><div></div></div>	9.0%
3	普通	70	<div><div></div></div>	30.0%
4	同意	99	<div><div></div></div>	42.5%
5	非常同意	40	<div><div></div></div>	17.2%
9	遺漏值	0		
Warning: these figures indicate the number of cases found in the data file. They cannot be interpreted as summary statistics of the population of interest.				

# d1_21: 服務使用前-社區居民對社區有良好的向心力			
Information	[Type= discrete] [Format=numeric] [Range= 1-9] [Missing=*]		
Statistics [NW/ W]	[Valid=233 /-] [Invalid=0 /-]		
Value	Label	Cases	Percentage
1	非常不同意	3	<div><div></div></div> 1.3%
2	不同意	27	<div><div></div></div> 11.6%
3	普通	98	<div><div></div></div> 42.1%
4	同意	73	<div><div></div></div> 31.3%
5	非常同意	32	<div><div></div></div> 13.7%
9	遺漏值	0	
Warning: these figures indicate the number of cases found in the data file. They cannot be interpreted as summary statistics of the population of interest.			
# d1_22: 服務使用前-社區擁有良好的生活機能，如商店、醫院、市場...			
Information	[Type= discrete] [Format=numeric] [Range= 1-9] [Missing=*]		
Statistics [NW/ W]	[Valid=233 /-] [Invalid=0 /-]		
Value	Label	Cases	Percentage
1	非常不同意	8	<div><div></div></div> 3.4%
2	不同意	25	<div><div></div></div> 10.7%
3	普通	71	<div><div></div></div> 30.5%
4	同意	92	<div><div></div></div> 39.5%
5	非常同意	37	<div><div></div></div> 15.9%
9	遺漏值	0	
Warning: these figures indicate the number of cases found in the data file. They cannot be interpreted as summary statistics of the population of interest.			
# d1_23: 服務使用前-社區能提供居民各種學習的機會或管道			
Information	[Type= discrete] [Format=numeric] [Range= 1-9] [Missing=*]		
Statistics [NW/ W]	[Valid=233 /-] [Invalid=0 /-]		
Value	Label	Cases	Percentage
1	非常不同意	33	<div><div></div></div> 14.2%
2	不同意	66	<div><div></div></div> 28.3%
3	普通	90	<div><div></div></div> 38.6%
4	同意	32	<div><div></div></div> 13.7%
5	非常同意	12	<div><div></div></div> 5.2%
9	遺漏值	0	
Warning: these figures indicate the number of cases found in the data file. They cannot be interpreted as summary statistics of the population of interest.			
# d1_24: 服務使用前-社區能提供弱勢者適切的服務			
Information	[Type= discrete] [Format=numeric] [Range= 1-9] [Missing=*]		
Statistics [NW/ W]	[Valid=233 /-] [Invalid=0 /-]		
Value	Label	Cases	Percentage
1	非常不同意	30	<div><div></div></div> 12.9%
2	不同意	62	<div><div></div></div> 26.6%
3	普通	82	<div><div></div></div> 35.2%
4	同意	44	<div><div></div></div> 18.9%
5	非常同意	15	<div><div></div></div> 6.4%
9	遺漏值	0	
Warning: these figures indicate the number of cases found in the data file. They cannot be interpreted as summary statistics of the population of interest.			

# d2_1: 服務使用後-我喜歡自己現在這樣子			
Information	[Type= discrete] [Format=numeric] [Range= 1-9] [Missing=*]		
Statistics [NW/ W]	[Valid=233 /-] [Invalid=0 /-]		
Value	Label	Cases	Percentage
1	非常不同意	19	<div><div></div></div> 8.2%
2	不同意	37	<div><div></div></div> 15.9%
3	普通	63	<div><div></div></div> 27.0%
4	同意	78	<div><div></div></div> 33.5%
5	非常同意	36	<div><div></div></div> 15.5%
9	遺漏值	0	
Warning: these figures indicate the number of cases found in the data file. They cannot be interpreted as summary statistics of the population of interest.			
# d2_2: 服務使用後-我可以為自己的行為負責			
Information	[Type= discrete] [Format=numeric] [Range= 1-9] [Missing=*]		
Statistics [NW/ W]	[Valid=233 /-] [Invalid=0 /-]		
Value	Label	Cases	Percentage
1	非常不同意	6	<div><div></div></div> 2.6%
2	不同意	17	<div><div></div></div> 7.3%
3	普通	41	<div><div></div></div> 17.6%
4	同意	101	<div><div></div></div> 43.3%
5	非常同意	65	<div><div></div></div> 27.9%
9	遺漏值	3	<div><div></div></div> 1.3%
Warning: these figures indicate the number of cases found in the data file. They cannot be interpreted as summary statistics of the population of interest.			
# d2_3: 服務使用後-我覺得沒有能力對許多事情做決定			
Information	[Type= discrete] [Format=numeric] [Range= 1-9] [Missing=*]		
Statistics [NW/ W]	[Valid=233 /-] [Invalid=0 /-]		
Value	Label	Cases	Percentage
1	非常不同意	24	<div><div></div></div> 10.3%
2	不同意	72	<div><div></div></div> 30.9%
3	普通	61	<div><div></div></div> 26.2%
4	同意	49	<div><div></div></div> 21.0%
5	非常同意	27	<div><div></div></div> 11.6%
9	遺漏值	0	
Warning: these figures indicate the number of cases found in the data file. They cannot be interpreted as summary statistics of the population of interest.			
# d2_4: 服務使用後-我覺得我只能維持現在這個樣子			
Information	[Type= discrete] [Format=numeric] [Range= 1-9] [Missing=*]		
Statistics [NW/ W]	[Valid=233 /-] [Invalid=0 /-]		
Value	Label	Cases	Percentage
1	非常不同意	10	<div><div></div></div> 4.3%
2	不同意	29	<div><div></div></div> 12.4%
3	普通	84	<div><div></div></div> 36.1%
4	同意	78	<div><div></div></div> 33.5%
5	非常同意	32	<div><div></div></div> 13.7%
9	遺漏值	0	
Warning: these figures indicate the number of cases found in the data file. They cannot be interpreted as summary statistics of the population of interest.			

# d2_5: 服務使用後-我過著快樂的日子/生活			
Information	[Type= discrete] [Format=numeric] [Range= 1-9] [Missing=*]		
Statistics [NW/ W]	[Valid=233 /-] [Invalid=0 /-]		
Value	Label	Cases	Percentage
1	非常不同意	12	<div><div></div></div> 5.2%
2	不同意	34	<div><div></div></div> 14.6%
3	普通	61	<div><div></div></div> 26.2%
4	同意	83	<div><div></div></div> 35.6%
5	非常同意	43	<div><div></div></div> 18.5%
9	遺漏值	0	
Warning: these figures indicate the number of cases found in the data file. They cannot be interpreted as summary statistics of the population of interest.			
# d2_6: 服務使用後-我認為自己有能力幫助別人			
Information	[Type= discrete] [Format=numeric] [Range= 1-9] [Missing=*]		
Statistics [NW/ W]	[Valid=233 /-] [Invalid=0 /-]		
Value	Label	Cases	Percentage
1	非常不同意	48	<div><div></div></div> 20.6%
2	不同意	77	<div><div></div></div> 33.0%
3	普通	74	<div><div></div></div> 31.8%
4	同意	22	<div><div></div></div> 9.4%
5	非常同意	12	<div><div></div></div> 5.2%
9	遺漏值	0	
Warning: these figures indicate the number of cases found in the data file. They cannot be interpreted as summary statistics of the population of interest.			
# d2_7: 服務使用後-我會思考怎樣讓自己的生活變得更有意義			
Information	[Type= discrete] [Format=numeric] [Range= 1-9] [Missing=*]		
Statistics [NW/ W]	[Valid=233 /-] [Invalid=0 /-]		
Value	Label	Cases	Percentage
1	非常不同意	28	<div><div></div></div> 12.0%
2	不同意	59	<div><div></div></div> 25.3%
3	普通	81	<div><div></div></div> 34.8%
4	同意	40	<div><div></div></div> 17.2%
5	非常同意	24	<div><div></div></div> 10.3%
9	遺漏值	1	<div><div></div></div> 0.4%
Warning: these figures indicate the number of cases found in the data file. They cannot be interpreted as summary statistics of the population of interest.			
# d2_8: 服務使用後-我擔心未來的日子怎麼過			
Information	[Type= discrete] [Format=numeric] [Range= 1-9] [Missing=*]		
Statistics [NW/ W]	[Valid=233 /-] [Invalid=0 /-]		
Value	Label	Cases	Percentage
1	非常不同意	26	<div><div></div></div> 11.2%
2	不同意	39	<div><div></div></div> 16.7%
3	普通	56	<div><div></div></div> 24.0%
4	同意	67	<div><div></div></div> 28.8%
5	非常同意	45	<div><div></div></div> 19.3%
9	遺漏值	0	
Warning: these figures indicate the number of cases found in the data file. They cannot be interpreted as summary statistics of the population of interest.			

# d2_9: 服務使用後-我會努力照顧好自己的生活起居				
Information		[Type= discrete] [Format=numeric] [Range= 1-9] [Missing=*]		
Statistics [NW/ W]		[Valid=233 /-] [Invalid=0 /-]		
Value	Label	Cases	Percentage	
1	非常不同意	7	<div><div></div></div>	3.0%
2	不同意	7	<div><div></div></div>	3.0%
3	普通	38	<div><div></div></div>	16.3%
4	同意	125	<div><div></div></div>	53.6%
5	非常同意	56	<div><div></div></div>	24.0%
9	遺漏值	0		
Warning: these figures indicate the number of cases found in the data file. They cannot be interpreted as summary statistics of the population of interest.				
# d2_10: 服務使用後-我會想辦法克服身體功能退化/缺陷造成的不便				
Information		[Type= discrete] [Format=numeric] [Range= 1-9] [Missing=*]		
Statistics [NW/ W]		[Valid=233 /-] [Invalid=0 /-]		
Value	Label	Cases	Percentage	
1	非常不同意	4	<div><div></div></div>	1.7%
2	不同意	7	<div><div></div></div>	3.0%
3	普通	50	<div><div></div></div>	21.5%
4	同意	123	<div><div></div></div>	52.8%
5	非常同意	49	<div><div></div></div>	21.0%
9	遺漏值	0		
Warning: these figures indicate the number of cases found in the data file. They cannot be interpreted as summary statistics of the population of interest.				
# d2_11: 服務使用後-儘管年邁/身體有缺陷, 我仍想要對家庭有所貢獻				
Information		[Type= discrete] [Format=numeric] [Range= 1-9] [Missing=*]		
Statistics [NW/ W]		[Valid=233 /-] [Invalid=0 /-]		
Value	Label	Cases	Percentage	
1	非常不同意	3	<div><div></div></div>	1.3%
2	不同意	17	<div><div></div></div>	7.3%
3	普通	80	<div><div></div></div>	34.3%
4	同意	109	<div><div></div></div>	46.8%
5	非常同意	24	<div><div></div></div>	10.3%
9	遺漏值	0		
Warning: these figures indicate the number of cases found in the data file. They cannot be interpreted as summary statistics of the population of interest.				
# d2_12: 服務使用後-儘管年邁/身體有缺陷, 我仍想要對社區有所貢獻				
Information		[Type= discrete] [Format=numeric] [Range= 1-9] [Missing=*]		
Statistics [NW/ W]		[Valid=233 /-] [Invalid=0 /-]		
Value	Label	Cases	Percentage	
1	非常不同意	42	<div><div></div></div>	18.0%
2	不同意	72	<div><div></div></div>	30.9%
3	普通	92	<div><div></div></div>	39.5%
4	同意	17	<div><div></div></div>	7.3%
5	非常同意	10	<div><div></div></div>	4.3%
9	遺漏值	0		
Warning: these figures indicate the number of cases found in the data file. They cannot be interpreted as summary statistics of the population of interest.				

# d2_13: 服務使用後-儘管年邁/身體有缺陷, 我仍樂於學習新的事務			
Information	[Type= discrete] [Format=numeric] [Range= 1-9] [Missing=*]		
Statistics [NW/ W]	[Valid=233 /-] [Invalid=0 /-]		
Value	Label	Cases	Percentage
1	非常不同意	48	<div><div></div></div> 20.6%
2	不同意	54	<div><div></div></div> 23.2%
3	普通	79	<div><div></div></div> 33.9%
4	同意	35	<div><div></div></div> 15.0%
5	非常同意	17	<div><div></div></div> 7.3%
9	遺漏值	0	
Warning: these figures indicate the number of cases found in the data file. They cannot be interpreted as summary statistics of the population of interest.			
# d2_14: 服務使用後-儘管年邁/身體有缺陷, 我還是有夢想要實現的			
Information	[Type= discrete] [Format=numeric] [Range= 1-9] [Missing=*]		
Statistics [NW/ W]	[Valid=233 /-] [Invalid=0 /-]		
Value	Label	Cases	Percentage
1	非常不同意	54	<div><div></div></div> 23.2%
2	不同意	68	<div><div></div></div> 29.2%
3	普通	75	<div><div></div></div> 32.2%
4	同意	20	<div><div></div></div> 8.6%
5	非常同意	16	<div><div></div></div> 6.9%
9	遺漏值	0	
Warning: these figures indicate the number of cases found in the data file. They cannot be interpreted as summary statistics of the population of interest.			
# d2_15: 服務使用後-當別人用異樣眼光看我時, 我會覺得無奈			
Information	[Type= discrete] [Format=numeric] [Range= 1-9] [Missing=*]		
Statistics [NW/ W]	[Valid=233 /-] [Invalid=0 /-]		
Value	Label	Cases	Percentage
1	非常不同意	27	<div><div></div></div> 11.6%
2	不同意	83	<div><div></div></div> 35.6%
3	普通	65	<div><div></div></div> 27.9%
4	同意	41	<div><div></div></div> 17.6%
5	非常同意	17	<div><div></div></div> 7.3%
9	遺漏值	0	
Warning: these figures indicate the number of cases found in the data file. They cannot be interpreted as summary statistics of the population of interest.			
# d2_16: 服務使用後-我會勇於面對挫折			
Information	[Type= discrete] [Format=numeric] [Range= 1-9] [Missing=*]		
Statistics [NW/ W]	[Valid=233 /-] [Invalid=0 /-]		
Value	Label	Cases	Percentage
1	非常不同意	5	<div><div></div></div> 2.1%
2	不同意	10	<div><div></div></div> 4.3%
3	普通	77	<div><div></div></div> 33.0%
4	同意	106	<div><div></div></div> 45.5%
5	非常同意	35	<div><div></div></div> 15.0%
9	遺漏值	0	
Warning: these figures indicate the number of cases found in the data file. They cannot be interpreted as summary statistics of the population of interest.			

# d2_17: 服務使用後-社區居民彼此相互信任			
Information	[Type= discrete] [Format=numeric] [Range= 1-9] [Missing=*]		
Statistics [NW/ W]	[Valid=233 /-] [Invalid=0 /-]		
Value	Label	Cases	Percentage
1	非常不同意	3	<div><div></div></div> 1.3%
2	不同意	6	<div><div></div></div> 2.6%
3	普通	89	<div><div></div></div> 38.2%
4	同意	101	<div><div></div></div> 43.3%
5	非常同意	34	<div><div></div></div> 14.6%
9	遺漏值	0	
Warning: these figures indicate the number of cases found in the data file. They cannot be interpreted as summary statistics of the population of interest.			
# d2_18: 服務使用後-社區居民遵守社區的規範/風俗習慣			
Information	[Type= discrete] [Format=numeric] [Range= 1-9] [Missing=*]		
Statistics [NW/ W]	[Valid=233 /-] [Invalid=0 /-]		
Value	Label	Cases	Percentage
1	非常不同意	5	<div><div></div></div> 2.1%
2	不同意	6	<div><div></div></div> 2.6%
3	普通	63	<div><div></div></div> 27.0%
4	同意	100	<div><div></div></div> 42.9%
5	非常同意	59	<div><div></div></div> 25.3%
9	遺漏值	0	
Warning: these figures indicate the number of cases found in the data file. They cannot be interpreted as summary statistics of the population of interest.			
# d2_19: 服務使用後-社區居民彼此來往密切			
Information	[Type= discrete] [Format=numeric] [Range= 1-9] [Missing=*]		
Statistics [NW/ W]	[Valid=233 /-] [Invalid=0 /-]		
Value	Label	Cases	Percentage
1	非常不同意	11	<div><div></div></div> 4.7%
2	不同意	38	<div><div></div></div> 16.3%
3	普通	75	<div><div></div></div> 32.2%
4	同意	72	<div><div></div></div> 30.9%
5	非常同意	37	<div><div></div></div> 15.9%
9	遺漏值	0	
Warning: these figures indicate the number of cases found in the data file. They cannot be interpreted as summary statistics of the population of interest.			
# d2_20: 服務使用後-如果有人遭遇困難，社區居民會相互幫忙			
Information	[Type= discrete] [Format=numeric] [Range= 1-9] [Missing=*]		
Statistics [NW/ W]	[Valid=233 /-] [Invalid=0 /-]		
Value	Label	Cases	Percentage
1	非常不同意	4	<div><div></div></div> 1.7%
2	不同意	22	<div><div></div></div> 9.4%
3	普通	68	<div><div></div></div> 29.2%
4	同意	100	<div><div></div></div> 42.9%
5	非常同意	39	<div><div></div></div> 16.7%
9	遺漏值	0	
Warning: these figures indicate the number of cases found in the data file. They cannot be interpreted as summary statistics of the population of interest.			

# d2_21: 服務使用後-社區居民對社區有良好的向心力			
Information	[Type= discrete] [Format=numeric] [Range= 1-9] [Missing=*]		
Statistics [NW/ W]	[Valid=233 /-] [Invalid=0 /-]		
Value	Label	Cases	Percentage
1	非常不同意	3	<div><div></div></div> 1.3%
2	不同意	30	<div><div></div></div> 12.9%
3	普通	95	<div><div></div></div> 40.8%
4	同意	73	<div><div></div></div> 31.3%
5	非常同意	32	<div><div></div></div> 13.7%
9	遺漏值	0	
Warning: these figures indicate the number of cases found in the data file. They cannot be interpreted as summary statistics of the population of interest.			
# d2_22: 服務使用後-社區擁有良好的生活機能，如商店、醫院、市場...			
Information	[Type= discrete] [Format=numeric] [Range= 1-9] [Missing=*]		
Statistics [NW/ W]	[Valid=233 /-] [Invalid=0 /-]		
Value	Label	Cases	Percentage
1	非常不同意	8	<div><div></div></div> 3.4%
2	不同意	27	<div><div></div></div> 11.6%
3	普通	66	<div><div></div></div> 28.3%
4	同意	92	<div><div></div></div> 39.5%
5	非常同意	40	<div><div></div></div> 17.2%
9	遺漏值	0	
Warning: these figures indicate the number of cases found in the data file. They cannot be interpreted as summary statistics of the population of interest.			
# d2_23: 服務使用後-社區能提供居民各種學習的機會或管道			
Information	[Type= discrete] [Format=numeric] [Range= 1-9] [Missing=*]		
Statistics [NW/ W]	[Valid=233 /-] [Invalid=0 /-]		
Value	Label	Cases	Percentage
1	非常不同意	32	<div><div></div></div> 13.7%
2	不同意	69	<div><div></div></div> 29.6%
3	普通	87	<div><div></div></div> 37.3%
4	同意	31	<div><div></div></div> 13.3%
5	非常同意	13	<div><div></div></div> 5.6%
9	遺漏值	1	<div><div></div></div> 0.4%
Warning: these figures indicate the number of cases found in the data file. They cannot be interpreted as summary statistics of the population of interest.			
# d2_24: 服務使用後-社區能提供弱勢者適切的服務			
Information	[Type= discrete] [Format=numeric] [Range= 1-9] [Missing=*]		
Statistics [NW/ W]	[Valid=233 /-] [Invalid=0 /-]		
Value	Label	Cases	Percentage
1	非常不同意	30	<div><div></div></div> 12.9%
2	不同意	62	<div><div></div></div> 26.6%
3	普通	77	<div><div></div></div> 33.0%
4	同意	47	<div><div></div></div> 20.2%
5	非常同意	17	<div><div></div></div> 7.3%
9	遺漏值	0	
Warning: these figures indicate the number of cases found in the data file. They cannot be interpreted as summary statistics of the population of interest.			

# e1_1: 服務使用前-我可以維持正常飲食			
Information	[Type= discrete] [Format=numeric] [Range= 1-9] [Missing=*]		
Statistics [NW/ W]	[Valid=233 /-] [Invalid=0 /-]		
Value	Label	Cases	Percentage
1	非常不同意	4	<div><div></div></div> 1.7%
2	不同意	13	<div><div></div></div> 5.6%
3	普通	24	<div><div></div></div> 10.3%
4	同意	96	<div><div></div></div> 41.2%
5	非常同意	96	<div><div></div></div> 41.2%
9	遺漏值	0	
Warning: these figures indicate the number of cases found in the data file. They cannot be interpreted as summary statistics of the population of interest.			
# e1_2: 服務使用前-我有足以維持生活所需的衣物			
Information	[Type= discrete] [Format=numeric] [Range= 1-9] [Missing=*]		
Statistics [NW/ W]	[Valid=233 /-] [Invalid=0 /-]		
Value	Label	Cases	Percentage
1	非常不同意	0	
2	不同意	2	<div><div></div></div> 0.9%
3	普通	9	<div><div></div></div> 3.9%
4	同意	79	<div><div></div></div> 33.9%
5	非常同意	143	<div><div></div></div> 61.4%
9	遺漏值	0	
Warning: these figures indicate the number of cases found in the data file. They cannot be interpreted as summary statistics of the population of interest.			
# e1_3: 服務使用前-我有符合生活所需的住處			
Information	[Type= discrete] [Format=numeric] [Range= 1-9] [Missing=*]		
Statistics [NW/ W]	[Valid=233 /-] [Invalid=0 /-]		
Value	Label	Cases	Percentage
1	非常不同意	1	<div><div></div></div> 0.4%
2	不同意	5	<div><div></div></div> 2.1%
3	普通	2	<div><div></div></div> 0.9%
4	同意	79	<div><div></div></div> 33.9%
5	非常同意	146	<div><div></div></div> 62.7%
9	遺漏值	0	
Warning: these figures indicate the number of cases found in the data file. They cannot be interpreted as summary statistics of the population of interest.			
# e1_4: 服務使用前-我可以維持日常活動			
Information	[Type= discrete] [Format=numeric] [Range= 1-9] [Missing=*]		
Statistics [NW/ W]	[Valid=233 /-] [Invalid=0 /-]		
Value	Label	Cases	Percentage
1	非常不同意	20	<div><div></div></div> 8.6%
2	不同意	33	<div><div></div></div> 14.2%
3	普通	69	<div><div></div></div> 29.6%
4	同意	65	<div><div></div></div> 27.9%
5	非常同意	46	<div><div></div></div> 19.7%
9	遺漏值	0	
Warning: these figures indicate the number of cases found in the data file. They cannot be interpreted as summary statistics of the population of interest.			

# e1_5: 服務使用前-我的性生活是正常的			
Information	[Type= discrete] [Format=numeric] [Range= 1-9] [Missing=*]		
Statistics [NW/ W]	[Valid=233 /-] [Invalid=0 /-]		
Value	Label	Cases	Percentage
1	非常不同意	32	<div><div></div></div> 13.7%
2	不同意	13	<div><div></div></div> 5.6%
3	普通	159	<div><div></div></div> 68.2%
4	同意	24	<div><div></div></div> 10.3%
5	非常同意	5	<div><div></div></div> 2.1%
9	遺漏值	0	
Warning: these figures indicate the number of cases found in the data file. They cannot be interpreted as summary statistics of the population of interest.			
# e1_6: 服務使用前-我的身體是健康的			
Information	[Type= discrete] [Format=numeric] [Range= 1-9] [Missing=*]		
Statistics [NW/ W]	[Valid=233 /-] [Invalid=0 /-]		
Value	Label	Cases	Percentage
1	非常不同意	29	<div><div></div></div> 12.4%
2	不同意	61	<div><div></div></div> 26.2%
3	普通	66	<div><div></div></div> 28.3%
4	同意	60	<div><div></div></div> 25.8%
5	非常同意	17	<div><div></div></div> 7.3%
9	遺漏值	0	
Warning: these figures indicate the number of cases found in the data file. They cannot be interpreted as summary statistics of the population of interest.			
# e1_7: 服務使用前-我能夠獲得家人的關心			
Information	[Type= discrete] [Format=numeric] [Range= 1-9] [Missing=*]		
Statistics [NW/ W]	[Valid=233 /-] [Invalid=0 /-]		
Value	Label	Cases	Percentage
1	非常不同意	7	<div><div></div></div> 3.0%
2	不同意	9	<div><div></div></div> 3.9%
3	普通	19	<div><div></div></div> 8.2%
4	同意	104	<div><div></div></div> 44.6%
5	非常同意	94	<div><div></div></div> 40.3%
9	遺漏值	0	
Warning: these figures indicate the number of cases found in the data file. They cannot be interpreted as summary statistics of the population of interest.			
# e1_8: 服務使用前-我的生活是有目標的			
Information	[Type= discrete] [Format=numeric] [Range= 1-9] [Missing=*]		
Statistics [NW/ W]	[Valid=233 /-] [Invalid=0 /-]		
Value	Label	Cases	Percentage
1	非常不同意	11	<div><div></div></div> 4.7%
2	不同意	52	<div><div></div></div> 22.3%
3	普通	121	<div><div></div></div> 51.9%
4	同意	33	<div><div></div></div> 14.2%
5	非常同意	16	<div><div></div></div> 6.9%
9	遺漏值	0	
Warning: these figures indicate the number of cases found in the data file. They cannot be interpreted as summary statistics of the population of interest.			

# e1_9: 服務使用前-我常感覺焦慮不安/易於動怒			
Information	[Type= discrete] [Format=numeric] [Range= 1-9] [Missing=*]		
Statistics [NW/ W]	[Valid=233 /-] [Invalid=0 /-]		
Value	Label	Cases	Percentage
1	非常不同意	25	<div><div></div></div> 10.7%
2	不同意	73	<div><div></div></div> 31.3%
3	普通	56	<div><div></div></div> 24.0%
4	同意	63	<div><div></div></div> 27.0%
5	非常同意	16	<div><div></div></div> 6.9%
9	遺漏值	0	
Warning: these figures indicate the number of cases found in the data file. They cannot be interpreted as summary statistics of the population of interest.			
# e1_10: 服務使用前-日常生活裡, 我常覺得心情低落/很鬱卒			
Information	[Type= discrete] [Format=numeric] [Range= 1-9] [Missing=*]		
Statistics [NW/ W]	[Valid=233 /-] [Invalid=0 /-]		
Value	Label	Cases	Percentage
1	非常不同意	25	<div><div></div></div> 10.7%
2	不同意	61	<div><div></div></div> 26.2%
3	普通	49	<div><div></div></div> 21.0%
4	同意	79	<div><div></div></div> 33.9%
5	非常同意	19	<div><div></div></div> 8.2%
9	遺漏值	0	
Warning: these figures indicate the number of cases found in the data file. They cannot be interpreted as summary statistics of the population of interest.			
# e1_11: 服務使用前-日常生活裡, 我常覺得很多事情讓我擔心或恐懼			
Information	[Type= discrete] [Format=numeric] [Range= 1-9] [Missing=*]		
Statistics [NW/ W]	[Valid=233 /-] [Invalid=0 /-]		
Value	Label	Cases	Percentage
1	非常不同意	28	<div><div></div></div> 12.0%
2	不同意	63	<div><div></div></div> 27.0%
3	普通	59	<div><div></div></div> 25.3%
4	同意	68	<div><div></div></div> 29.2%
5	非常同意	15	<div><div></div></div> 6.4%
9	遺漏值	0	
Warning: these figures indicate the number of cases found in the data file. They cannot be interpreted as summary statistics of the population of interest.			
# e1_12: 服務使用前-我能夠接納我目前的處境			
Information	[Type= discrete] [Format=numeric] [Range= 1-9] [Missing=*]		
Statistics [NW/ W]	[Valid=233 /-] [Invalid=0 /-]		
Value	Label	Cases	Percentage
1	非常不同意	13	<div><div></div></div> 5.6%
2	不同意	32	<div><div></div></div> 13.7%
3	普通	49	<div><div></div></div> 21.0%
4	同意	101	<div><div></div></div> 43.3%
5	非常同意	38	<div><div></div></div> 16.3%
9	遺漏值	0	
Warning: these figures indicate the number of cases found in the data file. They cannot be interpreted as summary statistics of the population of interest.			

# e1_13: 服務使用前-我能夠與鄰居和樂相處			
Information	[Type= discrete] [Format=numeric] [Range= 1-9] [Missing=*]		
Statistics [NW/ W]	[Valid=233 /-] [Invalid=0 /-]		
Value	Label	Cases	Percentage
1	非常不同意	3	<div><div></div></div> 1.3%
2	不同意	6	<div><div></div></div> 2.6%
3	普通	100	<div><div></div></div> 42.9%
4	同意	83	<div><div></div></div> 35.6%
5	非常同意	41	<div><div></div></div> 17.6%
9	遺漏值	0	
Warning: these figures indicate the number of cases found in the data file. They cannot be interpreted as summary statistics of the population of interest.			
# e1_14: 服務使用前-我能夠與朋友和樂相處			
Information	[Type= discrete] [Format=numeric] [Range= 1-9] [Missing=*]		
Statistics [NW/ W]	[Valid=233 /-] [Invalid=0 /-]		
Value	Label	Cases	Percentage
1	非常不同意	4	<div><div></div></div> 1.7%
2	不同意	8	<div><div></div></div> 3.4%
3	普通	88	<div><div></div></div> 37.8%
4	同意	90	<div><div></div></div> 38.6%
5	非常同意	43	<div><div></div></div> 18.5%
9	遺漏值	0	
Warning: these figures indicate the number of cases found in the data file. They cannot be interpreted as summary statistics of the population of interest.			
# e1_15: 服務使用前-我覺得他人對我是冷淡的			
Information	[Type= discrete] [Format=numeric] [Range= 1-9] [Missing=*]		
Statistics [NW/ W]	[Valid=233 /-] [Invalid=0 /-]		
Value	Label	Cases	Percentage
1	非常不同意	42	<div><div></div></div> 18.0%
2	不同意	108	<div><div></div></div> 46.4%
3	普通	65	<div><div></div></div> 27.9%
4	同意	17	<div><div></div></div> 7.3%
5	非常同意	1	<div><div></div></div> 0.4%
9	遺漏值	0	
Warning: these figures indicate the number of cases found in the data file. They cannot be interpreted as summary statistics of the population of interest.			
# e1_16: 服務使用前-我覺得我遭受到他人的排斥			
Information	[Type= discrete] [Format=numeric] [Range= 1-9] [Missing=*]		
Statistics [NW/ W]	[Valid=233 /-] [Invalid=0 /-]		
Value	Label	Cases	Percentage
1	非常不同意	63	<div><div></div></div> 27.0%
2	不同意	105	<div><div></div></div> 45.1%
3	普通	47	<div><div></div></div> 20.2%
4	同意	16	<div><div></div></div> 6.9%
5	非常同意	2	<div><div></div></div> 0.9%
9	遺漏值	0	
Warning: these figures indicate the number of cases found in the data file. They cannot be interpreted as summary statistics of the population of interest.			

# e1_17: 服務使用前-我有機會與他人分享知識或技能			
Information	[Type= discrete] [Format=numeric] [Range= 1-9] [Missing=*]		
Statistics [NW/ W]	[Valid=233 /-] [Invalid=0 /-]		
Value	Label	Cases	Percentage
1	非常不同意	84	<div><div></div></div> 36.1%
2	不同意	49	<div><div></div></div> 21.0%
3	普通	57	<div><div></div></div> 24.5%
4	同意	33	<div><div></div></div> 14.2%
5	非常同意	10	<div><div></div></div> 4.3%
9	遺漏值	0	
Warning: these figures indicate the number of cases found in the data file. They cannot be interpreted as summary statistics of the population of interest.			
# e1_18: 服務使用前-我能夠有從事符合自己興趣及能力之志願服務的機會			
Information	[Type= discrete] [Format=numeric] [Range= 1-9] [Missing=*]		
Statistics [NW/ W]	[Valid=233 /-] [Invalid=0 /-]		
Value	Label	Cases	Percentage
1	非常不同意	104	<div><div></div></div> 44.6%
2	不同意	53	<div><div></div></div> 22.7%
3	普通	50	<div><div></div></div> 21.5%
4	同意	22	<div><div></div></div> 9.4%
5	非常同意	4	<div><div></div></div> 1.7%
9	遺漏值	0	
Warning: these figures indicate the number of cases found in the data file. They cannot be interpreted as summary statistics of the population of interest.			
# e1_19: 服務使用前-我能夠有發揮自己潛能的機會			
Information	[Type= discrete] [Format=numeric] [Range= 1-9] [Missing=*]		
Statistics [NW/ W]	[Valid=233 /-] [Invalid=0 /-]		
Value	Label	Cases	Percentage
1	非常不同意	92	<div><div></div></div> 39.5%
2	不同意	55	<div><div></div></div> 23.6%
3	普通	53	<div><div></div></div> 22.7%
4	同意	22	<div><div></div></div> 9.4%
5	非常同意	11	<div><div></div></div> 4.7%
9	遺漏值	0	
Warning: these figures indicate the number of cases found in the data file. They cannot be interpreted as summary statistics of the population of interest.			
# e1_20: 服務使用前-我能夠有機會學習/挑戰新的事務			
Information	[Type= discrete] [Format=numeric] [Range= 1-9] [Missing=*]		
Statistics [NW/ W]	[Valid=233 /-] [Invalid=0 /-]		
Value	Label	Cases	Percentage
1	非常不同意	86	<div><div></div></div> 36.9%
2	不同意	50	<div><div></div></div> 21.5%
3	普通	49	<div><div></div></div> 21.0%
4	同意	34	<div><div></div></div> 14.6%
5	非常同意	14	<div><div></div></div> 6.0%
9	遺漏值	0	
Warning: these figures indicate the number of cases found in the data file. They cannot be interpreted as summary statistics of the population of interest.			

# e1_21: 服務使用前-我能夠獲得他人的接納/賞識			
Information	[Type= discrete] [Format=numeric] [Range= 1-9] [Missing=*]		
Statistics [NW/ W]	[Valid=233 /-] [Invalid=0 /-]		
Value	Label	Cases	Percentage
1	非常不同意	15	<div><div></div></div> 6.4%
2	不同意	32	<div><div></div></div> 13.7%
3	普通	97	<div><div></div></div> 41.6%
4	同意	70	<div><div></div></div> 30.0%
5	非常同意	19	<div><div></div></div> 8.2%
9	遺漏值	0	
Warning: these figures indicate the number of cases found in the data file. They cannot be interpreted as summary statistics of the population of interest.			
# e1_22: 服務使用前-我能夠過著有尊嚴的生活			
Information	[Type= discrete] [Format=numeric] [Range= 1-9] [Missing=*]		
Statistics [NW/ W]	[Valid=233 /-] [Invalid=0 /-]		
Value	Label	Cases	Percentage
1	非常不同意	5	<div><div></div></div> 2.1%
2	不同意	16	<div><div></div></div> 6.9%
3	普通	59	<div><div></div></div> 25.3%
4	同意	95	<div><div></div></div> 40.8%
5	非常同意	58	<div><div></div></div> 24.9%
9	遺漏值	0	
Warning: these figures indicate the number of cases found in the data file. They cannot be interpreted as summary statistics of the population of interest.			

# e1_23: 服務使用前-我覺得生活過得沒有意義			
Information	[Type= discrete] [Format=numeric] [Range= 1-9] [Missing=*]		
Statistics [NW/ W]	[Valid=233 /-] [Invalid=0 /-]		
Value	Label	Cases	Percentage
1	非常不同意	55	<div><div></div></div> 23.6%
2	不同意	83	<div><div></div></div> 35.6%
3	普通	58	<div><div></div></div> 24.9%
4	同意	27	<div><div></div></div> 11.6%
5	非常同意	10	<div><div></div></div> 4.3%
9	遺漏值	0	
Warning: these figures indicate the number of cases found in the data file. They cannot be interpreted as summary statistics of the population of interest.			
# e1_24: 服務使用前-整體而言，我這一生是沒有白活的			
Information	[Type= discrete] [Format=numeric] [Range= 1-9] [Missing=*]		
Statistics [NW/ W]	[Valid=233 /-] [Invalid=0 /-]		
Value	Label	Cases	Percentage
1	非常不同意	6	<div><div></div></div> 2.6%
2	不同意	10	<div><div></div></div> 4.3%
3	普通	62	<div><div></div></div> 26.6%
4	同意	85	<div><div></div></div> 36.5%
5	非常同意	70	<div><div></div></div> 30.0%
9	遺漏值	0	
Warning: these figures indicate the number of cases found in the data file. They cannot be interpreted as summary statistics of the population of interest.			
# e2_1: 服務使用後-我可以維持正常飲食			
Information	[Type= discrete] [Format=numeric] [Range= 1-9] [Missing=*]		
Statistics [NW/ W]	[Valid=233 /-] [Invalid=0 /-]		
Value	Label	Cases	Percentage
1	非常不同意	4	<div><div></div></div> 1.7%
2	不同意	11	<div><div></div></div> 4.7%
3	普通	16	<div><div></div></div> 6.9%
4	同意	102	<div><div></div></div> 43.8%
5	非常同意	100	<div><div></div></div> 42.9%
9	遺漏值	0	
Warning: these figures indicate the number of cases found in the data file. They cannot be interpreted as summary statistics of the population of interest.			
# e2_2: 服務使用後-我有足以維持生活所需的衣物			
Information	[Type= discrete] [Format=numeric] [Range= 1-9] [Missing=*]		
Statistics [NW/ W]	[Valid=233 /-] [Invalid=0 /-]		
Value	Label	Cases	Percentage
1	非常不同意	0	
2	不同意	2	<div><div></div></div> 0.9%
3	普通	6	<div><div></div></div> 2.6%
4	同意	83	<div><div></div></div> 35.6%
5	非常同意	141	<div><div></div></div> 60.5%
9	遺漏值	1	<div><div></div></div> 0.4%
Warning: these figures indicate the number of cases found in the data file. They cannot be interpreted as summary statistics of the population of interest.			

# e2_3: 服務使用後-我有符合生活所需的住處			
Information	[Type= discrete] [Format=numeric] [Range= 1-9] [Missing=*]		
Statistics [NW/ W]	[Valid=233 /-] [Invalid=0 /-]		
Value	Label	Cases	Percentage
1	非常不同意	0	
2	不同意	4	<div><div></div></div> 1.7%
3	普通	3	<div><div></div></div> 1.3%
4	同意	77	<div><div></div></div> 33.0%
5	非常同意	148	<div><div></div></div> 63.5%
9	遺漏值	1	<div><div></div></div> 0.4%
Warning: these figures indicate the number of cases found in the data file. They cannot be interpreted as summary statistics of the population of interest.			
# e2_4: 服務使用後-我可以維持日常活動			
Information	[Type= discrete] [Format=numeric] [Range= 1-9] [Missing=*]		
Statistics [NW/ W]	[Valid=233 /-] [Invalid=0 /-]		
Value	Label	Cases	Percentage
1	非常不同意	16	<div><div></div></div> 6.9%
2	不同意	18	<div><div></div></div> 7.7%
3	普通	71	<div><div></div></div> 30.5%
4	同意	77	<div><div></div></div> 33.0%
5	非常同意	50	<div><div></div></div> 21.5%
9	遺漏值	1	<div><div></div></div> 0.4%
Warning: these figures indicate the number of cases found in the data file. They cannot be interpreted as summary statistics of the population of interest.			
# e2_5: 服務使用後-我的性生活是正常的			
Information	[Type= discrete] [Format=numeric] [Range= 1-9] [Missing=*]		
Statistics [NW/ W]	[Valid=233 /-] [Invalid=0 /-]		
Value	Label	Cases	Percentage
1	非常不同意	32	<div><div></div></div> 13.7%
2	不同意	12	<div><div></div></div> 5.2%
3	普通	160	<div><div></div></div> 68.7%
4	同意	25	<div><div></div></div> 10.7%
5	非常同意	4	<div><div></div></div> 1.7%
9	遺漏值	0	
Warning: these figures indicate the number of cases found in the data file. They cannot be interpreted as summary statistics of the population of interest.			
# e2_6: 服務使用後-我的身體是健康的			
Information	[Type= discrete] [Format=numeric] [Range= 1-9] [Missing=*]		
Statistics [NW/ W]	[Valid=233 /-] [Invalid=0 /-]		
Value	Label	Cases	Percentage
1	非常不同意	26	<div><div></div></div> 11.2%
2	不同意	57	<div><div></div></div> 24.5%
3	普通	69	<div><div></div></div> 29.6%
4	同意	66	<div><div></div></div> 28.3%
5	非常同意	15	<div><div></div></div> 6.4%
9	遺漏值	0	
Warning: these figures indicate the number of cases found in the data file. They cannot be interpreted as summary statistics of the population of interest.			

# e2_7: 服務使用後-我能夠獲得家人的關心			
Information	[Type= discrete] [Format=numeric] [Range= 1-9] [Missing=*]		
Statistics [NW/ W]	[Valid=233 /-] [Invalid=0 /-]		
Value	Label	Cases	Percentage
1	非常不同意	7	<div><div></div></div> 3.0%
2	不同意	10	<div><div></div></div> 4.3%
3	普通	19	<div><div></div></div> 8.2%
4	同意	102	<div><div></div></div> 43.8%
5	非常同意	95	<div><div></div></div> 40.8%
9	遺漏值	0	
Warning: these figures indicate the number of cases found in the data file. They cannot be interpreted as summary statistics of the population of interest.			
# e2_8: 服務使用後-我的生活是有目標的			
Information	[Type= discrete] [Format=numeric] [Range= 1-9] [Missing=*]		
Statistics [NW/ W]	[Valid=233 /-] [Invalid=0 /-]		
Value	Label	Cases	Percentage
1	非常不同意	11	<div><div></div></div> 4.7%
2	不同意	48	<div><div></div></div> 20.6%
3	普通	120	<div><div></div></div> 51.5%
4	同意	39	<div><div></div></div> 16.7%
5	非常同意	15	<div><div></div></div> 6.4%
9	遺漏值	0	
Warning: these figures indicate the number of cases found in the data file. They cannot be interpreted as summary statistics of the population of interest.			
# e2_9: 服務使用後-我常感覺焦慮不安/易於動怒			
Information	[Type= discrete] [Format=numeric] [Range= 1-9] [Missing=*]		
Statistics [NW/ W]	[Valid=233 /-] [Invalid=0 /-]		
Value	Label	Cases	Percentage
1	非常不同意	26	<div><div></div></div> 11.2%
2	不同意	83	<div><div></div></div> 35.6%
3	普通	53	<div><div></div></div> 22.7%
4	同意	54	<div><div></div></div> 23.2%
5	非常同意	17	<div><div></div></div> 7.3%
9	遺漏值	0	
Warning: these figures indicate the number of cases found in the data file. They cannot be interpreted as summary statistics of the population of interest.			
# e2_10: 服務使用後-日常生活裡，我常覺得心情低落/很鬱卒			
Information	[Type= discrete] [Format=numeric] [Range= 1-9] [Missing=*]		
Statistics [NW/ W]	[Valid=233 /-] [Invalid=0 /-]		
Value	Label	Cases	Percentage
1	非常不同意	27	<div><div></div></div> 11.6%
2	不同意	72	<div><div></div></div> 30.9%
3	普通	52	<div><div></div></div> 22.3%
4	同意	62	<div><div></div></div> 26.6%
5	非常同意	20	<div><div></div></div> 8.6%
9	遺漏值	0	
Warning: these figures indicate the number of cases found in the data file. They cannot be interpreted as summary statistics of the population of interest.			

# e2_11: 服務使用後-日常生活裡, 我常覺得很多事情讓我擔心或恐懼			
Information	[Type= discrete] [Format=numeric] [Range= 1-9] [Missing=*]		
Statistics [NW/ W]	[Valid=233 /-] [Invalid=0 /-]		
Value	Label	Cases	Percentage
1	非常不同意	30	<div><div></div></div> 12.9%
2	不同意	72	<div><div></div></div> 30.9%
3	普通	58	<div><div></div></div> 24.9%
4	同意	57	<div><div></div></div> 24.5%
5	非常同意	16	<div><div></div></div> 6.9%
9	遺漏值	0	
Warning: these figures indicate the number of cases found in the data file. They cannot be interpreted as summary statistics of the population of interest.			
# e2_12: 服務使用後-我能夠接納我目前的處境			
Information	[Type= discrete] [Format=numeric] [Range= 1-9] [Missing=*]		
Statistics [NW/ W]	[Valid=233 /-] [Invalid=0 /-]		
Value	Label	Cases	Percentage
1	非常不同意	12	<div><div></div></div> 5.2%
2	不同意	27	<div><div></div></div> 11.6%
3	普通	46	<div><div></div></div> 19.7%
4	同意	109	<div><div></div></div> 46.8%
5	非常同意	39	<div><div></div></div> 16.7%
9	遺漏值	0	
Warning: these figures indicate the number of cases found in the data file. They cannot be interpreted as summary statistics of the population of interest.			
# e2_13: 服務使用後-我能夠與鄰居和樂相處			
Information	[Type= discrete] [Format=numeric] [Range= 1-9] [Missing=*]		
Statistics [NW/ W]	[Valid=233 /-] [Invalid=0 /-]		
Value	Label	Cases	Percentage
1	非常不同意	2	<div><div></div></div> 0.9%
2	不同意	6	<div><div></div></div> 2.6%
3	普通	100	<div><div></div></div> 42.9%
4	同意	84	<div><div></div></div> 36.1%
5	非常同意	41	<div><div></div></div> 17.6%
9	遺漏值	0	
Warning: these figures indicate the number of cases found in the data file. They cannot be interpreted as summary statistics of the population of interest.			
# e2_14: 服務使用後-我能夠與朋友和樂相處			
Information	[Type= discrete] [Format=numeric] [Range= 1-9] [Missing=*]		
Statistics [NW/ W]	[Valid=233 /-] [Invalid=0 /-]		
Value	Label	Cases	Percentage
1	非常不同意	3	<div><div></div></div> 1.3%
2	不同意	8	<div><div></div></div> 3.4%
3	普通	89	<div><div></div></div> 38.2%
4	同意	90	<div><div></div></div> 38.6%
5	非常同意	43	<div><div></div></div> 18.5%
9	遺漏值	0	
Warning: these figures indicate the number of cases found in the data file. They cannot be interpreted as summary statistics of the population of interest.			

# e2_15: 服務使用後-我覺得他人對我是冷淡的			
Information	[Type= discrete] [Format=numeric] [Range= 1-9] [Missing=*]		
Statistics [NW/ W]	[Valid=233 /-] [Invalid=0 /-]		
Value	Label	Cases	Percentage
1	非常不同意	42	<div><div></div></div> 18.0%
2	不同意	111	<div><div></div></div> 47.6%
3	普通	62	<div><div></div></div> 26.6%
4	同意	17	<div><div></div></div> 7.3%
5	非常同意	1	<div><div></div></div> 0.4%
9	遺漏值	0	
Warning: these figures indicate the number of cases found in the data file. They cannot be interpreted as summary statistics of the population of interest.			
# e2_16: 服務使用後-我覺得我遭受到他人的排斥			
Information	[Type= discrete] [Format=numeric] [Range= 1-9] [Missing=*]		
Statistics [NW/ W]	[Valid=233 /-] [Invalid=0 /-]		
Value	Label	Cases	Percentage
1	非常不同意	64	<div><div></div></div> 27.5%
2	不同意	109	<div><div></div></div> 46.8%
3	普通	42	<div><div></div></div> 18.0%
4	同意	17	<div><div></div></div> 7.3%
5	非常同意	1	<div><div></div></div> 0.4%
9	遺漏值	0	
Warning: these figures indicate the number of cases found in the data file. They cannot be interpreted as summary statistics of the population of interest.			
# e2_17: 服務使用後-我有機會與他人分享知識或技能			
Information	[Type= discrete] [Format=numeric] [Range= 1-9] [Missing=*]		
Statistics [NW/ W]	[Valid=233 /-] [Invalid=0 /-]		
Value	Label	Cases	Percentage
1	非常不同意	84	<div><div></div></div> 36.1%
2	不同意	47	<div><div></div></div> 20.2%
3	普通	54	<div><div></div></div> 23.2%
4	同意	37	<div><div></div></div> 15.9%
5	非常同意	11	<div><div></div></div> 4.7%
9	遺漏值	0	
Warning: these figures indicate the number of cases found in the data file. They cannot be interpreted as summary statistics of the population of interest.			
# e2_18: 服務使用後-我能夠有從事符合自己興趣及能力之志願服務的機會			
Information	[Type= discrete] [Format=numeric] [Range= 1-9] [Missing=*]		
Statistics [NW/ W]	[Valid=233 /-] [Invalid=0 /-]		
Value	Label	Cases	Percentage
1	非常不同意	105	<div><div></div></div> 45.1%
2	不同意	53	<div><div></div></div> 22.7%
3	普通	49	<div><div></div></div> 21.0%
4	同意	22	<div><div></div></div> 9.4%
5	非常同意	4	<div><div></div></div> 1.7%
9	遺漏值	0	
Warning: these figures indicate the number of cases found in the data file. They cannot be interpreted as summary statistics of the population of interest.			

# e2_19: 服務使用後-我能夠有發揮自己潛能的機會			
Information	[Type= discrete] [Format=numeric] [Range= 1-9] [Missing=*]		
Statistics [NW/ W]	[Valid=233 /-] [Invalid=0 /-]		
Value	Label	Cases	Percentage
1	非常不同意	93	<div><div></div></div> 39.9%
2	不同意	53	<div><div></div></div> 22.7%
3	普通	53	<div><div></div></div> 22.7%
4	同意	24	<div><div></div></div> 10.3%
5	非常同意	10	<div><div></div></div> 4.3%
9	遺漏值	0	
Warning: these figures indicate the number of cases found in the data file. They cannot be interpreted as summary statistics of the population of interest.			
# e2_20: 服務使用後-我能夠有機會學習/挑戰新的事務			
Information	[Type= discrete] [Format=numeric] [Range= 1-9] [Missing=*]		
Statistics [NW/ W]	[Valid=233 /-] [Invalid=0 /-]		
Value	Label	Cases	Percentage
1	非常不同意	87	<div><div></div></div> 37.3%
2	不同意	44	<div><div></div></div> 18.9%
3	普通	49	<div><div></div></div> 21.0%
4	同意	37	<div><div></div></div> 15.9%
5	非常同意	15	<div><div></div></div> 6.4%
9	遺漏值	1	<div><div></div></div> 0.4%
Warning: these figures indicate the number of cases found in the data file. They cannot be interpreted as summary statistics of the population of interest.			
# e2_21: 服務使用後-我能夠獲得他人的接納/賞識			
Information	[Type= discrete] [Format=numeric] [Range= 1-9] [Missing=*]		
Statistics [NW/ W]	[Valid=233 /-] [Invalid=0 /-]		
Value	Label	Cases	Percentage
1	非常不同意	14	<div><div></div></div> 6.0%
2	不同意	28	<div><div></div></div> 12.0%
3	普通	87	<div><div></div></div> 37.3%
4	同意	84	<div><div></div></div> 36.1%
5	非常同意	20	<div><div></div></div> 8.6%
9	遺漏值	0	
Warning: these figures indicate the number of cases found in the data file. They cannot be interpreted as summary statistics of the population of interest.			
# e2_22: 服務使用後-我能夠過著有尊嚴的生活			
Information	[Type= discrete] [Format=numeric] [Range= 1-9] [Missing=*]		
Statistics [NW/ W]	[Valid=233 /-] [Invalid=0 /-]		
Value	Label	Cases	Percentage
1	非常不同意	4	<div><div></div></div> 1.7%
2	不同意	13	<div><div></div></div> 5.6%
3	普通	58	<div><div></div></div> 24.9%
4	同意	97	<div><div></div></div> 41.6%
5	非常同意	61	<div><div></div></div> 26.2%
9	遺漏值	0	
Warning: these figures indicate the number of cases found in the data file. They cannot be interpreted as summary statistics of the population of interest.			

# e2_23: 服務使用後-我覺得生活過得沒有意義			
Information	[Type= discrete] [Format=numeric] [Range= 1-9] [Missing=*]		
Statistics [NW/ W]	[Valid=233 /-] [Invalid=0 /-]		
Value	Label	Cases	Percentage
1	非常不同意	56	<div><div></div></div> 24.0%
2	不同意	83	<div><div></div></div> 35.6%
3	普通	61	<div><div></div></div> 26.2%
4	同意	22	<div><div></div></div> 9.4%
5	非常同意	11	<div><div></div></div> 4.7%
9	遺漏值	0	
Warning: these figures indicate the number of cases found in the data file. They cannot be interpreted as summary statistics of the population of interest.			
# e2_24: 服務使用後-整體而言，我這一生是沒有白活的			
Information	[Type= discrete] [Format=numeric] [Range= 1-9] [Missing=*]		
Statistics [NW/ W]	[Valid=233 /-] [Invalid=0 /-]		
Value	Label	Cases	Percentage
1	非常不同意	5	<div><div></div></div> 2.1%
2	不同意	7	<div><div></div></div> 3.0%
3	普通	61	<div><div></div></div> 26.2%
4	同意	89	<div><div></div></div> 38.2%
5	非常同意	71	<div><div></div></div> 30.5%
9	遺漏值	0	
Warning: these figures indicate the number of cases found in the data file. They cannot be interpreted as summary statistics of the population of interest.			
# f1_1: 服務使用前-與配偶互動頻繁程度			
Information	[Type= discrete] [Format=numeric] [Range= 0-9] [Missing=*]		
Statistics [NW/ W]	[Valid=233 /-] [Invalid=0 /-]		
Value	Label	Cases	Percentage
0	不適用	134	<div><div></div></div> 57.5%
1	非常不頻繁	1	<div><div></div></div> 0.4%
2	不頻繁	1	<div><div></div></div> 0.4%
3	普通	2	<div><div></div></div> 0.9%
4	頻繁	8	<div><div></div></div> 3.4%
5	非常頻繁	87	<div><div></div></div> 37.3%
9	遺漏值	0	
Warning: these figures indicate the number of cases found in the data file. They cannot be interpreted as summary statistics of the population of interest.			
# f1_2: 服務使用前-與兒子互動頻繁程度			
Information	[Type= discrete] [Format=numeric] [Range= 0-9] [Missing=*]		
Statistics [NW/ W]	[Valid=233 /-] [Invalid=0 /-]		
Value	Label	Cases	Percentage
0	不適用	60	<div><div></div></div> 25.8%
1	非常不頻繁	3	<div><div></div></div> 1.3%
2	不頻繁	8	<div><div></div></div> 3.4%
3	普通	31	<div><div></div></div> 13.3%
4	頻繁	56	<div><div></div></div> 24.0%
5	非常頻繁	75	<div><div></div></div> 32.2%

# f1_2: 服務使用前-與兒子互動頻繁程度			
Value	Label	Cases	Percentage
9	遺漏值	0	
Warning: these figures indicate the number of cases found in the data file. They cannot be interpreted as summary statistics of the population of interest.			
# f1_3: 服務使用前-與媳婦互動頻繁程度			
Information	[Type= discrete] [Format=numeric] [Range= 0-9] [Missing=*]		
Statistics [NW/ W]	[Valid=233 /-] [Invalid=0 /-]		
Value	Label	Cases	Percentage
0	不適用	98	<div><div></div></div> 42.1%
1	非常不頻繁	5	<div><div></div></div> 2.1%
2	不頻繁	8	<div><div></div></div> 3.4%
3	普通	32	<div><div></div></div> 13.7%
4	頻繁	41	<div><div></div></div> 17.6%
5	非常頻繁	49	<div><div></div></div> 21.0%
9	遺漏值	0	
Warning: these figures indicate the number of cases found in the data file. They cannot be interpreted as summary statistics of the population of interest.			
# f1_4: 服務使用前-與女兒互動頻繁程度			
Information	[Type= discrete] [Format=numeric] [Range= 0-9] [Missing=*]		
Statistics [NW/ W]	[Valid=233 /-] [Invalid=0 /-]		
Value	Label	Cases	Percentage
0	不適用	79	<div><div></div></div> 33.9%
1	非常不頻繁	6	<div><div></div></div> 2.6%
2	不頻繁	13	<div><div></div></div> 5.6%
3	普通	25	<div><div></div></div> 10.7%
4	頻繁	57	<div><div></div></div> 24.5%
5	非常頻繁	53	<div><div></div></div> 22.7%
9	遺漏值	0	
Warning: these figures indicate the number of cases found in the data file. They cannot be interpreted as summary statistics of the population of interest.			
# f1_5: 服務使用前-與女婿互動頻繁程度			
Information	[Type= discrete] [Format=numeric] [Range= 0-9] [Missing=*]		
Statistics [NW/ W]	[Valid=233 /-] [Invalid=0 /-]		
Value	Label	Cases	Percentage
0	不適用	110	<div><div></div></div> 47.2%
1	非常不頻繁	7	<div><div></div></div> 3.0%
2	不頻繁	20	<div><div></div></div> 8.6%
3	普通	39	<div><div></div></div> 16.7%
4	頻繁	36	<div><div></div></div> 15.5%
5	非常頻繁	21	<div><div></div></div> 9.0%
9	遺漏值	0	
Warning: these figures indicate the number of cases found in the data file. They cannot be interpreted as summary statistics of the population of interest.			
# f1_6: 服務使用前-與鄰居互動頻繁程度			
Information	[Type= discrete] [Format=numeric] [Range= 0-9] [Missing=*]		
Statistics [NW/ W]	[Valid=233 /-] [Invalid=0 /-]		

# f1_6: 服務使用前-與鄰居互動頻繁程度			
Value	Label	Cases	Percentage
0	不適用	6	<div><div></div></div> 2.6%
1	非常不頻繁	35	<div><div></div></div> 15.0%
2	不頻繁	41	<div><div></div></div> 17.6%
3	普通	59	<div><div></div></div> 25.3%
4	頻繁	51	<div><div></div></div> 21.9%
5	非常頻繁	41	<div><div></div></div> 17.6%
9	遺漏值	0	
Warning: these figures indicate the number of cases found in the data file. They cannot be interpreted as summary statistics of the population of interest.			
# f1_7: 服務使用前-與親戚互動頻繁程度			
Information		[Type= discrete] [Format=numeric] [Range= 0-9] [Missing=*]	
Statistics [NW/ W]		[Valid=233 -/] [Invalid=0 -/]	
Value	Label	Cases	Percentage
0	不適用	11	<div><div></div></div> 4.7%
1	非常不頻繁	34	<div><div></div></div> 14.6%
2	不頻繁	50	<div><div></div></div> 21.5%
3	普通	64	<div><div></div></div> 27.5%
4	頻繁	32	<div><div></div></div> 13.7%
5	非常頻繁	42	<div><div></div></div> 18.0%
9	遺漏值	0	
Warning: these figures indicate the number of cases found in the data file. They cannot be interpreted as summary statistics of the population of interest.			
# f1_8: 服務使用前-與朋友互動頻繁程度			
Information		[Type= discrete] [Format=numeric] [Range= 0-9] [Missing=*]	
Statistics [NW/ W]		[Valid=233 -/] [Invalid=0 -/]	
Value	Label	Cases	Percentage
0	不適用	5	<div><div></div></div> 2.1%
1	非常不頻繁	30	<div><div></div></div> 12.9%
2	不頻繁	48	<div><div></div></div> 20.6%
3	普通	57	<div><div></div></div> 24.5%
4	頻繁	53	<div><div></div></div> 22.7%
5	非常頻繁	40	<div><div></div></div> 17.2%
9	遺漏值	0	
Warning: these figures indicate the number of cases found in the data file. They cannot be interpreted as summary statistics of the population of interest.			
# f2_1: 服務使用後-與配偶互動頻繁程度			
Information		[Type= discrete] [Format=numeric] [Range= 0-9] [Missing=*]	
Statistics [NW/ W]		[Valid=233 -/] [Invalid=0 -/]	
Value	Label	Cases	Percentage
0	不適用	134	<div><div></div></div> 57.5%
1	非常不頻繁	1	<div><div></div></div> 0.4%
2	不頻繁	0	
3	普通	2	<div><div></div></div> 0.9%
4	頻繁	10	<div><div></div></div> 4.3%
5	非常頻繁	86	<div><div></div></div> 36.9%
9	遺漏值	0	

# f2_1: 服務使用後-與配偶互動頻繁程度			
Warning: these figures indicate the number of cases found in the data file. They cannot be interpreted as summary statistics of the population of interest.			
# f2_2: 服務使用後-與兒子互動頻繁程度			
Information	[Type= discrete] [Format=numeric] [Range= 0-9] [Missing=*]		
Statistics [NW/ W]	[Valid=233 /-] [Invalid=0 /-]		
Value	Label	Cases	Percentage
0	不適用	59	<div><div></div></div> 25.3%
1	非常不頻繁	3	<div><div></div></div> 1.3%
2	不頻繁	9	<div><div></div></div> 3.9%
3	普通	30	<div><div></div></div> 12.9%
4	頻繁	53	<div><div></div></div> 22.7%
5	非常頻繁	79	<div><div></div></div> 33.9%
9	遺漏值	0	
Warning: these figures indicate the number of cases found in the data file. They cannot be interpreted as summary statistics of the population of interest.			
# f2_3: 服務使用後-與媳婦互動頻繁程度			
Information	[Type= discrete] [Format=numeric] [Range= 0-9] [Missing=*]		
Statistics [NW/ W]	[Valid=233 /-] [Invalid=0 /-]		
Value	Label	Cases	Percentage
0	不適用	98	<div><div></div></div> 42.1%
1	非常不頻繁	5	<div><div></div></div> 2.1%
2	不頻繁	8	<div><div></div></div> 3.4%
3	普通	33	<div><div></div></div> 14.2%
4	頻繁	38	<div><div></div></div> 16.3%
5	非常頻繁	51	<div><div></div></div> 21.9%
9	遺漏值	0	
Warning: these figures indicate the number of cases found in the data file. They cannot be interpreted as summary statistics of the population of interest.			
# f2_4: 服務使用後-與女兒互動頻繁程度			
Information	[Type= discrete] [Format=numeric] [Range= 0-9] [Missing=*]		
Statistics [NW/ W]	[Valid=233 /-] [Invalid=0 /-]		
Value	Label	Cases	Percentage
0	不適用	78	<div><div></div></div> 33.5%
1	非常不頻繁	5	<div><div></div></div> 2.1%
2	不頻繁	14	<div><div></div></div> 6.0%
3	普通	25	<div><div></div></div> 10.7%
4	頻繁	58	<div><div></div></div> 24.9%
5	非常頻繁	53	<div><div></div></div> 22.7%
9	遺漏值	0	
Warning: these figures indicate the number of cases found in the data file. They cannot be interpreted as summary statistics of the population of interest.			
# f2_5: 服務使用後-與女婿互動頻繁程度			
Information	[Type= discrete] [Format=numeric] [Range= 0-9] [Missing=*]		
Statistics [NW/ W]	[Valid=233 /-] [Invalid=0 /-]		
Value	Label	Cases	Percentage
0	不適用	109	<div><div></div></div> 46.8%
1	非常不頻繁	6	<div><div></div></div> 2.6%

# f2_5: 服務使用後-與女婿互動頻繁程度			
Value	Label	Cases	Percentage
2	不頻繁	19	<div><div></div></div> 8.2%
3	普通	41	<div><div></div></div> 17.6%
4	頻繁	37	<div><div></div></div> 15.9%
5	非常頻繁	21	<div><div></div></div> 9.0%
9	遺漏值	0	
Warning: these figures indicate the number of cases found in the data file. They cannot be interpreted as summary statistics of the population of interest.			
# f2_6: 服務使用後-與鄰居互動頻繁程度			
Information	[Type= discrete] [Format=numeric] [Range= 0-9] [Missing=*]		
Statistics [NW/ W]	[Valid=233 /-] [Invalid=0 /-]		
Value	Label	Cases	Percentage
0	不適用	8	<div><div></div></div> 3.4%
1	非常不頻繁	39	<div><div></div></div> 16.7%
2	不頻繁	39	<div><div></div></div> 16.7%
3	普通	57	<div><div></div></div> 24.5%
4	頻繁	49	<div><div></div></div> 21.0%
5	非常頻繁	41	<div><div></div></div> 17.6%
9	遺漏值	0	
Warning: these figures indicate the number of cases found in the data file. They cannot be interpreted as summary statistics of the population of interest.			
# f2_7: 服務使用後-與親戚互動頻繁程度			
Information	[Type= discrete] [Format=numeric] [Range= 0-9] [Missing=*]		
Statistics [NW/ W]	[Valid=233 /-] [Invalid=0 /-]		
Value	Label	Cases	Percentage
0	不適用	12	<div><div></div></div> 5.2%
1	非常不頻繁	34	<div><div></div></div> 14.6%
2	不頻繁	49	<div><div></div></div> 21.0%
3	普通	65	<div><div></div></div> 27.9%
4	頻繁	29	<div><div></div></div> 12.4%
5	非常頻繁	44	<div><div></div></div> 18.9%
9	遺漏值	0	
Warning: these figures indicate the number of cases found in the data file. They cannot be interpreted as summary statistics of the population of interest.			
# f2_8: 服務使用後-與朋友互動頻繁程度			
Information	[Type= discrete] [Format=numeric] [Range= 0-9] [Missing=*]		
Statistics [NW/ W]	[Valid=233 /-] [Invalid=0 /-]		
Value	Label	Cases	Percentage
0	不適用	5	<div><div></div></div> 2.1%
1	非常不頻繁	31	<div><div></div></div> 13.3%
2	不頻繁	47	<div><div></div></div> 20.2%
3	普通	57	<div><div></div></div> 24.5%
4	頻繁	54	<div><div></div></div> 23.2%
5	非常頻繁	39	<div><div></div></div> 16.7%
9	遺漏值	0	
Warning: these figures indicate the number of cases found in the data file. They cannot be interpreted as summary statistics of the population of interest.			

# g1_1: 服務使用前-與配偶互動關係程度			
Information	[Type= discrete] [Format=numeric] [Range= 0-9] [Missing=*]		
Statistics [NW/ W]	[Valid=233 /-] [Invalid=0 /-]		
Value	Label	Cases	Percentage
0	不適用	134	<div><div></div></div> 57.5%
1	非常不頻繁	0	
2	不頻繁	1	<div><div></div></div> 0.4%
3	普通	4	<div><div></div></div> 1.7%
4	頻繁	17	<div><div></div></div> 7.3%
5	非常頻繁	76	<div><div></div></div> 32.6%
9	遺漏值	1	<div><div></div></div> 0.4%
Warning: these figures indicate the number of cases found in the data file. They cannot be interpreted as summary statistics of the population of interest.			
# g1_2: 服務使用前-與兒子互動關係程度			
Information	[Type= discrete] [Format=numeric] [Range= 0-9] [Missing=*]		
Statistics [NW/ W]	[Valid=233 /-] [Invalid=0 /-]		
Value	Label	Cases	Percentage
0	不適用	59	<div><div></div></div> 25.3%
1	非常不頻繁	3	<div><div></div></div> 1.3%
2	不頻繁	6	<div><div></div></div> 2.6%
3	普通	20	<div><div></div></div> 8.6%
4	頻繁	63	<div><div></div></div> 27.0%
5	非常頻繁	81	<div><div></div></div> 34.8%
9	遺漏值	1	<div><div></div></div> 0.4%
Warning: these figures indicate the number of cases found in the data file. They cannot be interpreted as summary statistics of the population of interest.			
# g1_3: 服務使用前-與媳婦互動關係程度			
Information	[Type= discrete] [Format=numeric] [Range= 0-9] [Missing=*]		
Statistics [NW/ W]	[Valid=233 /-] [Invalid=0 /-]		
Value	Label	Cases	Percentage
0	不適用	98	<div><div></div></div> 42.1%
1	非常不頻繁	3	<div><div></div></div> 1.3%
2	不頻繁	5	<div><div></div></div> 2.1%
3	普通	20	<div><div></div></div> 8.6%
4	頻繁	57	<div><div></div></div> 24.5%
5	非常頻繁	49	<div><div></div></div> 21.0%
9	遺漏值	1	<div><div></div></div> 0.4%
Warning: these figures indicate the number of cases found in the data file. They cannot be interpreted as summary statistics of the population of interest.			
# g1_4: 服務使用前-與女兒互動關係程度			
Information	[Type= discrete] [Format=numeric] [Range= 0-9] [Missing=*]		
Statistics [NW/ W]	[Valid=233 /-] [Invalid=0 /-]		
Value	Label	Cases	Percentage
0	不適用	78	<div><div></div></div> 33.5%
1	非常不頻繁	3	<div><div></div></div> 1.3%
2	不頻繁	5	<div><div></div></div> 2.1%
3	普通	21	<div><div></div></div> 9.0%

# g1_4: 服務使用前-與女兒互動關係程度			
Value	Label	Cases	Percentage
4	頻繁	51	<div><div></div></div> 21.9%
5	非常頻繁	75	<div><div></div></div> 32.2%
9	遺漏值	0	
Warning: these figures indicate the number of cases found in the data file. They cannot be interpreted as summary statistics of the population of interest.			
# g1_5: 服務使用前-與女婿互動關係程度			
Information	[Type= discrete] [Format=numeric] [Range= 0-9] [Missing=*]		
Statistics [NW/ W]	[Valid=233 /-] [Invalid=0 /-]		
Value	Label	Cases	Percentage
0	不適用	110	<div><div></div></div> 47.2%
1	非常不頻繁	3	<div><div></div></div> 1.3%
2	不頻繁	7	<div><div></div></div> 3.0%
3	普通	28	<div><div></div></div> 12.0%
4	頻繁	50	<div><div></div></div> 21.5%
5	非常頻繁	35	<div><div></div></div> 15.0%
9	遺漏值	0	
Warning: these figures indicate the number of cases found in the data file. They cannot be interpreted as summary statistics of the population of interest.			
# g1_6: 服務使用前-與鄰居互動關係程度			
Information	[Type= discrete] [Format=numeric] [Range= 0-9] [Missing=*]		
Statistics [NW/ W]	[Valid=233 /-] [Invalid=0 /-]		
Value	Label	Cases	Percentage
0	不適用	6	<div><div></div></div> 2.6%
1	非常不頻繁	3	<div><div></div></div> 1.3%
2	不頻繁	5	<div><div></div></div> 2.1%
3	普通	106	<div><div></div></div> 45.5%
4	頻繁	72	<div><div></div></div> 30.9%
5	非常頻繁	40	<div><div></div></div> 17.2%
9	遺漏值	1	<div><div></div></div> 0.4%
Warning: these figures indicate the number of cases found in the data file. They cannot be interpreted as summary statistics of the population of interest.			
# g1_7: 服務使用前-與親戚互動關係程度			
Information	[Type= discrete] [Format=numeric] [Range= 0-9] [Missing=*]		
Statistics [NW/ W]	[Valid=233 /-] [Invalid=0 /-]		
Value	Label	Cases	Percentage
0	不適用	11	<div><div></div></div> 4.7%
1	非常不頻繁	6	<div><div></div></div> 2.6%
2	不頻繁	5	<div><div></div></div> 2.1%
3	普通	101	<div><div></div></div> 43.3%
4	頻繁	62	<div><div></div></div> 26.6%
5	非常頻繁	47	<div><div></div></div> 20.2%
9	遺漏值	1	<div><div></div></div> 0.4%
Warning: these figures indicate the number of cases found in the data file. They cannot be interpreted as summary statistics of the population of interest.			
# g1_8: 服務使用前-與朋友互動關係程度			
Information	[Type= discrete] [Format=numeric] [Range= 0-9] [Missing=*]		
Statistics [NW/ W]	[Valid=233 /-] [Invalid=0 /-]		

g1_8: 服務使用前-與朋友互動關係程度

Value	Label	Cases	Percentage
0	不適用	6	<div></div> 2.6%
1	非常不頻繁	3	<div></div> 1.3%
2	不頻繁	4	<div></div> 1.7%
3	普通	86	<div></div> 36.9%
4	頻繁	78	<div></div> 33.5%
5	非常頻繁	55	<div></div> 23.6%
9	遺漏值	1	<div></div> 0.4%

Warning: these figures indicate the number of cases found in the data file. They cannot be interpreted as summary statistics of the population of interest.

# g2_1: 服務使用後-與配偶互動關係程度			
Information		[Type= discrete] [Format=numeric] [Range= 0-9] [Missing=*]	
Statistics [NW/ W]		[Valid=233 /-] [Invalid=0 /-]	
Value	Label	Cases	Percentage
0	不適用	134	<div><div></div></div> 57.5%
1	非常不頻繁	0	
2	不頻繁	1	<div><div></div></div> 0.4%
3	普通	3	<div><div></div></div> 1.3%
4	頻繁	17	<div><div></div></div> 7.3%
5	非常頻繁	78	<div><div></div></div> 33.5%
9	遺漏值	0	
Warning: these figures indicate the number of cases found in the data file. They cannot be interpreted as summary statistics of the population of interest.			
# g2_2: 服務使用後-與兒子互動關係程度			
Information		[Type= discrete] [Format=numeric] [Range= 0-9] [Missing=*]	
Statistics [NW/ W]		[Valid=233 /-] [Invalid=0 /-]	
Value	Label	Cases	Percentage
0	不適用	59	<div><div></div></div> 25.3%
1	非常不頻繁	3	<div><div></div></div> 1.3%
2	不頻繁	6	<div><div></div></div> 2.6%
3	普通	20	<div><div></div></div> 8.6%
4	頻繁	64	<div><div></div></div> 27.5%
5	非常頻繁	81	<div><div></div></div> 34.8%
9	遺漏值	0	
Warning: these figures indicate the number of cases found in the data file. They cannot be interpreted as summary statistics of the population of interest.			
# g2_3: 服務使用後-與媳婦互動關係程度			
Information		[Type= discrete] [Format=numeric] [Range= 0-9] [Missing=*]	
Statistics [NW/ W]		[Valid=233 /-] [Invalid=0 /-]	
Value	Label	Cases	Percentage
0	不適用	98	<div><div></div></div> 42.1%
1	非常不頻繁	3	<div><div></div></div> 1.3%
2	不頻繁	5	<div><div></div></div> 2.1%
3	普通	20	<div><div></div></div> 8.6%
4	頻繁	58	<div><div></div></div> 24.9%
5	非常頻繁	49	<div><div></div></div> 21.0%
9	遺漏值	0	
Warning: these figures indicate the number of cases found in the data file. They cannot be interpreted as summary statistics of the population of interest.			
# g2_4: 服務使用後-與女兒互動關係程度			
Information		[Type= discrete] [Format=numeric] [Range= 0-9] [Missing=*]	
Statistics [NW/ W]		[Valid=233 /-] [Invalid=0 /-]	
Value	Label	Cases	Percentage
0	不適用	78	<div><div></div></div> 33.5%
1	非常不頻繁	3	<div><div></div></div> 1.3%
2	不頻繁	5	<div><div></div></div> 2.1%
3	普通	20	<div><div></div></div> 8.6%

# g2_4: 服務使用後-與女兒互動關係程度			
Value	Label	Cases	Percentage
4	頻繁	49	<div><div></div></div> 21.0%
5	非常頻繁	78	<div><div></div></div> 33.5%
9	遺漏值	0	
Warning: these figures indicate the number of cases found in the data file. They cannot be interpreted as summary statistics of the population of interest.			
# g2_5: 服務使用後-與女婿互動關係程度			
Information	[Type= discrete] [Format=numeric] [Range= 0-9] [Missing=*]		
Statistics [NW/ W]	[Valid=233 /-] [Invalid=0 /-]		
Value	Label	Cases	Percentage
0	不適用	110	<div><div></div></div> 47.2%
1	非常不頻繁	3	<div><div></div></div> 1.3%
2	不頻繁	7	<div><div></div></div> 3.0%
3	普通	27	<div><div></div></div> 11.6%
4	頻繁	50	<div><div></div></div> 21.5%
5	非常頻繁	36	<div><div></div></div> 15.5%
9	遺漏值	0	
Warning: these figures indicate the number of cases found in the data file. They cannot be interpreted as summary statistics of the population of interest.			
# g2_6: 服務使用後-與鄰居互動關係程度			
Information	[Type= discrete] [Format=numeric] [Range= 0-9] [Missing=*]		
Statistics [NW/ W]	[Valid=233 /-] [Invalid=0 /-]		
Value	Label	Cases	Percentage
0	不適用	6	<div><div></div></div> 2.6%
1	非常不頻繁	2	<div><div></div></div> 0.9%
2	不頻繁	6	<div><div></div></div> 2.6%
3	普通	106	<div><div></div></div> 45.5%
4	頻繁	72	<div><div></div></div> 30.9%
5	非常頻繁	41	<div><div></div></div> 17.6%
9	遺漏值	0	
Warning: these figures indicate the number of cases found in the data file. They cannot be interpreted as summary statistics of the population of interest.			
# g2_7: 服務使用後-與親戚互動關係程度			
Information	[Type= discrete] [Format=numeric] [Range= 0-9] [Missing=*]		
Statistics [NW/ W]	[Valid=233 /-] [Invalid=0 /-]		
Value	Label	Cases	Percentage
0	不適用	11	<div><div></div></div> 4.7%
1	非常不頻繁	5	<div><div></div></div> 2.1%
2	不頻繁	5	<div><div></div></div> 2.1%
3	普通	101	<div><div></div></div> 43.3%
4	頻繁	66	<div><div></div></div> 28.3%
5	非常頻繁	45	<div><div></div></div> 19.3%
9	遺漏值	0	
Warning: these figures indicate the number of cases found in the data file. They cannot be interpreted as summary statistics of the population of interest.			
# g2_8: 服務使用後-與朋友互動關係程度			
Information	[Type= discrete] [Format=numeric] [Range= 0-9] [Missing=*]		
Statistics [NW/ W]	[Valid=233 /-] [Invalid=0 /-]		

g2_8: 服務使用後-與朋友互動關係程度

Value	Label	Cases	Percentage
0	不適用	5	2.1%
1	非常不頻繁	2	0.9%
2	不頻繁	5	2.1%
3	普通	87	37.3%
4	頻繁	78	33.5%
5	非常頻繁	56	24.0%
9	遺漏值	0	

Warning: these figures indicate the number of cases found in the data file. They cannot be interpreted as summary statistics of the population of interest.

h1: 性別

Information		[Type= discrete] [Format=numeric] [Range= 1-9] [Missing=*]	
Statistics [NW/ W]		[Valid=233 /-] [Invalid=0 /-]	
Value	Label	Cases	Percentage
1	男性	102	<div></div> 43.8%
2	女性	131	<div></div> 56.2%
9	遺漏值	0	

Warning: these figures indicate the number of cases found in the data file. They cannot be interpreted as summary statistics of the population of interest.

h2_1: 受訪者出生民國年

Information	[Type= discrete] [Format=numeric] [Range= 10-999] [Missing=*]		
Statistics [NW/ W]	[Valid=233 /-] [Invalid=0 /-]		
Value	Label	Cases	Percentage
10		3	<div></div> 1.3%
11		2	<div></div> 0.9%
12		4	<div></div> 1.7%
13		5	<div></div> 2.1%
14		4	<div></div> 1.7%
15		4	<div></div> 1.7%
16		5	<div></div> 2.1%
17		8	<div></div> 3.4%
18		6	<div></div> 2.6%
19		4	<div></div> 1.7%
20		6	<div></div> 2.6%
21		11	<div></div> 4.7%
22		8	<div></div> 3.4%
23		5	<div></div> 2.1%
24		8	<div></div> 3.4%
25		8	<div></div> 3.4%
26		10	<div></div> 4.3%
27		5	<div></div> 2.1%
28		10	<div></div> 4.3%
29		6	<div></div> 2.6%
30		13	<div></div> 5.6%
31		6	<div></div> 2.6%
32		5	<div></div> 2.1%

h2_1: 受訪者出生民國年

Value	Label	Cases	Percentage
33		6	2.6%
34		4	1.7%
35		4	1.7%
36		3	1.3%
37		6	2.6%
38		1	0.4%
39		3	1.3%
40		2	0.9%
41		2	0.9%
42		3	1.3%
43		3	1.3%
44		2	0.9%
45		4	1.7%
46		5	2.1%
47		3	1.3%
48		2	0.9%
49		1	0.4%
50		4	1.7%
51		5	2.1%
52		2	0.9%
53		1	0.4%
54		4	1.7%
55		3	1.3%
57		1	0.4%
60		1	0.4%
63		1	0.4%
66		1	0.4%
68		1	0.4%
79		1	0.4%
84		1	0.4%
85		1	0.4%
87		1	0.4%
89		1	0.4%
92		1	0.4%
95		1	0.4%
999	遺漏值	2	0.9%

Warning: these figures indicate the number of cases found in the data file. They cannot be interpreted as summary statistics of the population of interest.

h2_2: 受訪者出生月份

Information	[Type= discrete] [Format=numeric] [Range= 1-999] [Missing=*]		
Statistics [NW/ W]	[Valid=233 /-] [Invalid=0 /-]		
Value	Label	Cases	Percentage
1		14	6.0%
2		15	6.4%
3		6	2.6%

h2_2: 受訪者出生月份

Value	Label	Cases	Percentage
4		13	<div></div> 5.6%
5		13	<div></div> 5.6%
6		16	<div></div> 6.9%
7		14	<div></div> 6.0%
8		11	<div></div> 4.7%
9		12	<div></div> 5.2%
10		11	<div></div> 4.7%
11		23	<div></div> 9.9%
12		10	<div></div> 4.3%
999	遺漏值	75	<div></div> 32.2%

Warning: these figures indicate the number of cases found in the data file. They cannot be interpreted as summary statistics of the population of interest.

h2_3: 受訪者年齡(足歲)

Information	[Type= discrete] [Format=numeric] [Range= 10-999] [Missing=*]
Statistics [NW/ W]	[Valid=233 /-] [Invalid=0 /-]

Value	Label	Cases	Percentage
10		1	<div></div> 0.4%
13		1	<div></div> 0.4%
16		1	<div></div> 0.4%
18		1	<div></div> 0.4%
20		1	<div></div> 0.4%
21		1	<div></div> 0.4%
26		1	<div></div> 0.4%
37		1	<div></div> 0.4%
39		1	<div></div> 0.4%
43		1	<div></div> 0.4%
45		1	<div></div> 0.4%
48		1	<div></div> 0.4%
50		3	<div></div> 1.3%
51		4	<div></div> 1.7%
52		1	<div></div> 0.4%
53		3	<div></div> 1.3%
54		6	<div></div> 2.6%
55		3	<div></div> 1.3%
56		1	<div></div> 0.4%
57		2	<div></div> 0.9%
58		3	<div></div> 1.3%
59		5	<div></div> 2.1%
60		2	<div></div> 0.9%
61		4	<div></div> 1.7%
62		3	<div></div> 1.3%
63		3	<div></div> 1.3%
64		2	<div></div> 0.9%
65		2	<div></div> 0.9%
66		3	<div></div> 1.3%

h2_3: 受訪者年齡(足歲)

Value	Label	Cases	Percentage
67		3	1.3%
68		3	1.3%
69		7	3.0%
70		2	0.9%
71		5	2.1%
72		6	2.6%
73		4	1.7%
74		7	3.0%
75		12	5.2%
76		6	2.6%
77		9	3.9%
78		8	3.4%
79		8	3.4%
80		9	3.9%
81		6	2.6%
82		5	2.1%
83		13	5.6%
84		8	3.4%
85		7	3.0%
86		3	1.3%
87		4	1.7%
88		9	3.9%
89		5	2.1%
90		6	2.6%
91		1	0.4%
92		6	2.6%
93		5	2.1%
94		1	0.4%
95		3	1.3%
999	遺漏值	0	

Warning: these figures indicate the number of cases found in the data file. They cannot be interpreted as summary statistics of the population of interest.

h3: 教育程度

Information	[Type= discrete] [Format=numeric] [Range= 1-9] [Missing=*]
Statistics [NW/ W]	[Valid=233 /-] [Invalid=0 /-]

Value	Label	Cases	Percentage
1	不識字及自修	47	20.2%
2	國小	88	37.8%
3	國(初)中	37	15.9%
4	高中(職)	34	14.6%
5	專科	9	3.9%
6	大學(院)	12	5.2%
7	研究所以上	1	0.4%
9	遺漏值	5	2.1%

Warning: these figures indicate the number of cases found in the data file. They cannot be interpreted as summary statistics of the population of interest.

# h4: 宗教別			
Information		[Type= discrete] [Format=numeric] [Range= 1-9] [Missing=*]	
Statistics [NW/ W]		[Valid=233 /-] [Invalid=0 /-]	
Value	Label	Cases	Percentage
1	傳統信仰	195	<div><div></div></div> 83.7%
2	一貫道	2	<div><div></div></div> 0.9%
3	基督宗教	19	<div><div></div></div> 8.2%
4	無宗教信仰	11	<div><div></div></div> 4.7%
5	其他	4	<div><div></div></div> 1.7%
9	遺漏值	2	<div><div></div></div> 0.9%
Warning: these figures indicate the number of cases found in the data file. They cannot be interpreted as summary statistics of the population of interest.			
# h4.1: 宗教別_傳統信仰分類			
Information		[Type= discrete] [Format=numeric] [Range= 1-9] [Missing=*]	
Statistics [NW/ W]		[Valid=232 /-] [Invalid=1 /-]	
Value	Label	Cases	Percentage
1	佛教	41	<div><div></div></div> 17.7%
2	道教	5	<div><div></div></div> 2.2%
3	民間信仰	147	<div><div></div></div> 63.4%
8	無須填答	38	<div><div></div></div> 16.4%
9	遺漏值	1	<div><div></div></div> 0.4%
Sysmiss		1	
Warning: these figures indicate the number of cases found in the data file. They cannot be interpreted as summary statistics of the population of interest.			
# h4.2: 宗教別_基督宗教分類			
Information		[Type= discrete] [Format=numeric] [Range= 1-9] [Missing=*]	
Statistics [NW/ W]		[Valid=233 /-] [Invalid=0 /-]	
Value	Label	Cases	Percentage
1	基督教	14	<div><div></div></div> 6.0%
2	天主教	4	<div><div></div></div> 1.7%
8	不須填答	215	<div><div></div></div> 92.3%
9	遺漏值	0	
Warning: these figures indicate the number of cases found in the data file. They cannot be interpreted as summary statistics of the population of interest.			
# h4_1: 宗教別_其他			
Information		[Type= discrete] [Format=character] [Missing=*]	
Statistics [NW/ W]		[Valid=233 /-] [Invalid=0 /-]	
Value	Label	Cases	Percentage
8	不須填答	230	<div><div></div></div> 98.7%
9	遺漏值	0	
天道教		1	<div><div></div></div> 0.4%
法輪功		2	<div><div></div></div> 0.9%
Warning: these figures indicate the number of cases found in the data file. They cannot be interpreted as summary statistics of the population of interest.			
# h5: 族群背景			
Information		[Type= discrete] [Format=numeric] [Range= 1-9] [Missing=*]	
Statistics [NW/ W]		[Valid=233 /-] [Invalid=0 /-]	

# h5: 族群背景			
Value	Label	Cases	Percentage
1	閩南人	168	<div><div></div></div> 72.1%
2	大陸各省市	33	<div><div></div></div> 14.2%
3	客家人	27	<div><div></div></div> 11.6%
4	原住民	5	<div><div></div></div> 2.1%
5	其他	0	
9	遺漏值	0	
Warning: these figures indicate the number of cases found in the data file. They cannot be interpreted as summary statistics of the population of interest.			
# h5_1: 族群背景_其他			
Information	[Type= discrete] [Format=character] [Missing=*]		
Statistics [NW/ W]	[Valid=233 /-] [Invalid=0 /-]		
Value	Label	Cases	Percentage
8		232	<div><div></div></div> 99.6%
父為大陸籍， 母為閩南人		1	<div><div></div></div> 0.4%
Warning: these figures indicate the number of cases found in the data file. They cannot be interpreted as summary statistics of the population of interest.			
# h6: 婚姻狀況			
Information	[Type= discrete] [Format=numeric] [Range= 1-9] [Missing=*]		
Statistics [NW/ W]	[Valid=233 /-] [Invalid=0 /-]		
Value	Label	Cases	Percentage
1	未婚	28	<div><div></div></div> 12.0%
2	有配偶或同居	99	<div><div></div></div> 42.5%
3	離婚或分居	10	<div><div></div></div> 4.3%
4	喪偶	96	<div><div></div></div> 41.2%
5	其他	0	
9	遺漏值	0	
Warning: these figures indicate the number of cases found in the data file. They cannot be interpreted as summary statistics of the population of interest.			
# h6.1: 婚姻狀況_配偶族群別			
Information	[Type= discrete] [Format=numeric] [Range= 1-9] [Missing=*]		
Statistics [NW/ W]	[Valid=233 /-] [Invalid=0 /-]		
Value	Label	Cases	Percentage
1	原住民	4	<div><div></div></div> 1.7%
2	閩南人	135	<div><div></div></div> 57.9%
3	客家人	16	<div><div></div></div> 6.9%
4	外國籍	1	<div><div></div></div> 0.4%
5	大陸籍	37	<div><div></div></div> 15.9%
8	不須填答	37	<div><div></div></div> 15.9%
9	遺漏值	3	<div><div></div></div> 1.3%
Warning: these figures indicate the number of cases found in the data file. They cannot be interpreted as summary statistics of the population of interest.			
# h6_1: 婚姻狀況_其他			
Information	[Type= discrete] [Format=character] [Missing=*]		
Statistics [NW/ W]	[Valid=233 /-] [Invalid=0 /-]		

# h6_1: 婚姻狀況_其他			
Value	Label	Cases	Percentage
8	不須填答	233	<div></div> 100.0%
9	遺漏值	0	
Warning: these figures indicate the number of cases found in the data file. They cannot be interpreted as summary statistics of the population of interest.			
# h6_a: 婚姻與種族關係			
Information	[Type= discrete] [Format=numeric] [Range= 1-99] [Missing=*]		
Statistics [NW/ W]	[Valid=233 /-] [Invalid=0 /-]		
Value	Label	Cases	Percentage
1	受訪者：原住民;配偶(含喪偶)：原住民	2	<div></div> 0.9%
2	受訪者：原住民;配偶(含喪偶)：閩南人	0	
3	受訪者：原住民;配偶(含喪偶)：客家人	0	
4	受訪者：原住民;配偶(含喪偶)：外國籍	0	
5	受訪者：原住民;配偶(含喪偶)：大陸籍	1	<div></div> 0.4%
6	受訪者：閩南人;配偶(含喪偶)：原住民	0	
7	受訪者：閩南人;配偶(含喪偶)：閩南人	123	<div></div> 52.8%
8	受訪者：閩南人;配偶(含喪偶)：客家人	4	<div></div> 1.7%
9	受訪者：閩南人;配偶(含喪偶)：外國籍	0	
10	受訪者：閩南人;配偶(含喪偶)：大陸籍	12	<div></div> 5.2%
11	受訪者：客家人;配偶(含喪偶)：原住民	0	
12	受訪者：客家人;配偶(含喪偶)：閩南人	5	<div></div> 2.1%
13	受訪者：客家人;配偶(含喪偶)：客家人	12	<div></div> 5.2%
14	受訪者：客家人;配偶(含喪偶)：外國籍	1	<div></div> 0.4%
15	受訪者：客家人;配偶(含喪偶)：大陸籍	2	<div></div> 0.9%
16	受訪者：外國籍;配偶(含喪偶)：原住民	0	
17	受訪者：外國籍;配偶(含喪偶)：閩南人	0	
18	受訪者：外國籍;配偶(含喪偶)：客家人	0	
19	受訪者：外國籍;配偶(含喪偶)：外國籍	0	
20	受訪者：外國籍;配偶(含喪偶)：大陸籍	0	
21	受訪者：大陸籍;配偶(含喪偶)：原住民	1	<div></div> 0.4%
22	受訪者：大陸籍;配偶(含喪偶)：閩南人	4	<div></div> 1.7%
23	受訪者：大陸籍;配偶(含喪偶)：客家人	2	<div></div> 0.9%
24	受訪者：大陸籍;配偶(含喪偶)：外國籍	0	
25	受訪者：大陸籍;配偶(含喪偶)：大陸籍	23	<div></div> 9.9%
98	不須填答	38	<div></div> 16.3%
99	遺漏值	3	<div></div> 1.3%
Warning: these figures indicate the number of cases found in the data file. They cannot be interpreted as summary statistics of the population of interest.			
# h7: 主要經濟來源			
Information	[Type= discrete] [Format=numeric] [Range= 1-99] [Missing=*]		
Statistics [NW/ W]	[Valid=233 /-] [Invalid=0 /-]		
Value	Label	Cases	Percentage
1	自己工作或營業收入	5	<div></div> 2.1%
2	配偶或同居人提供	10	<div></div> 4.3%
3	自己儲蓄、利息、租金或投資所得	18	<div></div> 7.7%
4	自己退休金、撫恤金或保險給付	33	<div></div> 14.2%

# h7: 主要經濟來源			
Value	Label	Cases	Percentage
5	子女奉養(含媳婦、女婿)	81	<div></div> 34.8%
6	向他人借貸	0	
7	來自政府救助或津貼	76	<div></div> 32.6%
8	社會或親友救助	5	<div></div> 2.1%
9	其他	5	<div></div> 2.1%
99	遺漏值	0	
Warning: these figures indicate the number of cases found in the data file. They cannot be interpreted as summary statistics of the population of interest.			
# h7_1: 主要經濟來源_其他			
Information	[Type= discrete] [Format=character] [Missing=*]		
Statistics [NW/ W]	[Valid=233 /-] [Invalid=0 /-]		
Value	Label	Cases	Percentage
8		228	<div></div> 97.9%
母親		1	<div></div> 0.4%
父母		1	<div></div> 0.4%
父母支應		1	<div></div> 0.4%
祖父工作收入		1	<div></div> 0.4%
配偶、女兒		1	<div></div> 0.4%
Warning: these figures indicate the number of cases found in the data file. They cannot be interpreted as summary statistics of the population of interest.			
# h8: 家庭型態			
Information	[Type= discrete] [Format=numeric] [Range= 1-9] [Missing=*]		
Statistics [NW/ W]	[Valid=233 /-] [Invalid=0 /-]		
Value	Label	Cases	Percentage
1	單人家庭	60	<div></div> 25.8%
2	夫婦家庭	47	<div></div> 20.2%
3	單親家庭	18	<div></div> 7.7%
4	核心家庭	51	<div></div> 21.9%
5	祖孫家庭	4	<div></div> 1.7%
6	三代家庭	50	<div></div> 21.5%
7	其他	3	<div></div> 1.3%
9	遺漏值	0	
Warning: these figures indicate the number of cases found in the data file. They cannot be interpreted as summary statistics of the population of interest.			
# h8_1: 家庭型態_其他			
Information	[Type= discrete] [Format=character] [Missing=*]		
Statistics [NW/ W]	[Valid=233 /-] [Invalid=0 /-]		
Value	Label	Cases	Percentage
8		230	<div></div> 98.7%
與妹妹同住		1	<div></div> 0.4%
與手足的家庭同住		2	<div></div> 0.9%
Warning: these figures indicate the number of cases found in the data file. They cannot be interpreted as summary statistics of the population of interest.			
# h9: 家庭平均月所得			
Information	[Type= discrete] [Format=numeric] [Range= 1-9] [Missing=*]		
Statistics [NW/ W]	[Valid=233 /-] [Invalid=0 /-]		

# h9: 家庭平均月所得			
Value	Label	Cases	Percentage
1	未滿兩萬元	133	<div><div></div></div> 57.1%
2	兩萬元至未滿四萬元	67	<div><div></div></div> 28.8%
3	四萬元至未滿六萬元	26	<div><div></div></div> 11.2%
4	六萬元至未滿八萬元	3	<div><div></div></div> 1.3%
5	八萬元至未滿十萬元	1	<div><div></div></div> 0.4%
6	十萬元以上	1	<div><div></div></div> 0.4%
9	遺漏值	2	<div><div></div></div> 0.9%
Warning: these figures indicate the number of cases found in the data file. They cannot be interpreted as summary statistics of the population of interest.			
# h10: 身體狀況			
Information	[Type= discrete] [Format=numeric] [Range= 1-9] [Missing=*]		
Statistics [NW/ W]	[Valid=233 /-] [Invalid=0 /-]		
Value	Label	Cases	Percentage
1	身體健康，生活自理能力佳	56	<div><div></div></div> 24.0%
2	身體不佳，但尚不至影響日常生活	32	<div><div></div></div> 13.7%
3	身體不佳，部分生活需仰賴他人協助	93	<div><div></div></div> 39.9%
4	身體不佳，多數生活需仰賴他人協助	51	<div><div></div></div> 21.9%
5	其他	0	
9	遺漏值	1	<div><div></div></div> 0.4%
Warning: these figures indicate the number of cases found in the data file. They cannot be interpreted as summary statistics of the population of interest.			
# h10_1: 身體狀況_其他			
Information	[Type= discrete] [Format=character] [Missing=*]		
Statistics [NW/ W]	[Valid=233 /-] [Invalid=0 /-]		
Value	Label	Cases	Percentage
8		232	<div><div></div></div> 99.6%
身體健康，部分生活需仰賴他人協助		1	<div><div></div></div> 0.4%
Warning: these figures indicate the number of cases found in the data file. They cannot be interpreted as summary statistics of the population of interest.			
# h11: 居住型態			
Information	[Type= discrete] [Format=numeric] [Range= 1-9] [Missing=*]		
Statistics [NW/ W]	[Valid=233 /-] [Invalid=0 /-]		
Value	Label	Cases	Percentage
1	與配偶和子女同住	47	<div><div></div></div> 20.2%
2	僅與配偶同住	49	<div><div></div></div> 21.0%
3	僅與子女同住	48	<div><div></div></div> 20.6%
4	僅與親友同住	14	<div><div></div></div> 6.0%
5	獨居	66	<div><div></div></div> 28.3%
6	其他	9	<div><div></div></div> 3.9%
9	遺漏值	0	
Warning: these figures indicate the number of cases found in the data file. They cannot be interpreted as summary statistics of the population of interest.			
# h11_1: 居住型態_其他			
Information	[Type= discrete] [Format=character] [Missing=*]		
Statistics [NW/ W]	[Valid=233 /-] [Invalid=0 /-]		

# h11_1: 居住型態_其他			
Value	Label	Cases	Percentage
8		224	<div><div></div></div> 96.1%
父母		1	<div><div></div></div> 0.4%
與兄弟同住		1	<div><div></div></div> 0.4%
與子女和孫子同住		1	<div><div></div></div> 0.4%
與孫子同住		2	<div><div></div></div> 0.9%
與母親和子女同住		2	<div><div></div></div> 0.9%
與祖父母同住		1	<div><div></div></div> 0.4%
與配偶和孫子同住		1	<div><div></div></div> 0.4%
Warning: these figures indicate the number of cases found in the data file. They cannot be interpreted as summary statistics of the population of interest.			
# h12: 住宅所屬			
Information	[Type= discrete] [Format=numeric] [Range= 1-9] [Missing=*]		
Statistics [NW/ W]	[Valid=233 /-] [Invalid=0 /-]		
Value	Label	Cases	Percentage
1	自有	180	<div><div></div></div> 77.3%
2	不住在一起的配偶、父母或子女所擁有	7	<div><div></div></div> 3.0%
3	租押	31	<div><div></div></div> 13.3%
4	配住	5	<div><div></div></div> 2.1%
5	借用	8	<div><div></div></div> 3.4%
6	其他	0	
9	遺漏值	2	<div><div></div></div> 0.9%
Warning: these figures indicate the number of cases found in the data file. They cannot be interpreted as summary statistics of the population of interest.			
# h12_1: 住宅所屬_其他			
Information	[Type= discrete] [Format=character] [Missing=*]		
Statistics [NW/ W]	[Valid=233 /-] [Invalid=0 /-]		
Value	Label	Cases	Percentage
8	不須填答	233	<div><div></div></div> 100.0%
9	遺漏值	0	
Warning: these figures indicate the number of cases found in the data file. They cannot be interpreted as summary statistics of the population of interest.			
# h13: 社區地理位置			
Information	[Type= discrete] [Format=numeric] [Range= 1-9] [Missing=*]		
Statistics [NW/ W]	[Valid=233 /-] [Invalid=0 /-]		
Value	Label	Cases	Percentage
1	鄉村型社區	88	<div><div></div></div> 37.8%
2	都市型社區	69	<div><div></div></div> 29.6%
3	市鄉混合型社區	70	<div><div></div></div> 30.0%
4	山地型社區	5	<div><div></div></div> 2.1%
5	其他	0	
9	遺漏值	1	<div><div></div></div> 0.4%
Warning: these figures indicate the number of cases found in the data file. They cannot be interpreted as summary statistics of the population of interest.			

# h13_1: 社區地理位置_其他			
Information		[Type= discrete] [Format=character] [Missing=*]	
Statistics [NW/ W]		[Valid=233 /-] [Invalid=0 /-]	
Value	Label	Cases	Percentage
8	不須填答	233	<div></div> 100.0%
9	遺漏值	0	
Warning: these figures indicate the number of cases found in the data file. They cannot be interpreted as summary statistics of the population of interest.			
# h14: 居住本社區的時間			
Information		[Type= discrete] [Format=numeric] [Range= 1-9] [Missing=*]	
Statistics [NW/ W]		[Valid=233 /-] [Invalid=0 /-]	
Value	Label	Cases	Percentage
1	世居	48	<div></div> 20.6%
2	遷入年	184	<div></div> 79.0%
8		1	<div></div> 0.4%
9	遺漏值	0	
Warning: these figures indicate the number of cases found in the data file. They cannot be interpreted as summary statistics of the population of interest.			
# h14_1: 居住本社區的時間_遷入年數			
Information		[Type= discrete] [Format=numeric] [Range= 0.33-998] [Missing=*]	
Statistics [NW/ W]		[Valid=233 /-] [Invalid=0 /-]	
Value	Label	Cases	Percentage
0.33		1	<div></div> 0.4%
0.92		1	<div></div> 0.4%
1		4	<div></div> 1.7%
1.5		2	<div></div> 0.9%
2		5	<div></div> 2.1%
3		1	<div></div> 0.4%
3.5		1	<div></div> 0.4%
4		6	<div></div> 2.6%
4.5		2	<div></div> 0.9%
5		4	<div></div> 1.7%
5.5		1	<div></div> 0.4%
6		1	<div></div> 0.4%
7		6	<div></div> 2.6%
8		3	<div></div> 1.3%
9		2	<div></div> 0.9%
10		6	<div></div> 2.6%
11		1	<div></div> 0.4%
12		7	<div></div> 3.0%
13		2	<div></div> 0.9%
14		2	<div></div> 0.9%
15		8	<div></div> 3.4%
17		2	<div></div> 0.9%
18		4	<div></div> 1.7%
19		2	<div></div> 0.9%
20		12	<div></div> 5.2%

h14_1: 居住本社區的時間_遷入年數

Value	Label	Cases	Percentage
21		1	0.4%
22		1	0.4%
23		3	1.3%
24		1	0.4%
25		10	4.3%
26		1	0.4%
27		1	0.4%
28		1	0.4%
30		10	4.3%
31		2	0.9%
32		1	0.4%
33		1	0.4%
34		1	0.4%
35		8	3.4%
36		3	1.3%
37		3	1.3%
40		17	7.3%
41		1	0.4%
42		2	0.9%
43		3	1.3%
45		6	2.6%
50		3	1.3%
51		1	0.4%
52		2	0.9%
55		1	0.4%
58		2	0.9%
60		5	2.1%
61		2	0.9%
62		1	0.4%
64		1	0.4%
70		1	0.4%
99	遺漏值	2	0.9%
335		1	0.4%
998	不須填答	48	20.6%

Warning: these figures indicate the number of cases found in the data file. They cannot be interpreted as summary statistics of the population of interest.

h15: 接受居家服務的服務時間(單位：月)

Information		[Type= discrete] [Format=numeric] [Range= 0.25-999] [Missing=*]	
Statistics [NW/ W]		[Valid=233 /-] [Invalid=0 /-]	
Value	Label	Cases	Percentage
0.25		1	0.4%
0.66		1	0.4%
1		7	3.0%
2		11	4.7%
2.5		1	0.4%

h15: 接受居家服務的服務時間(單位：月)

Value	Label	Cases	Percentage
3		7	3.0%
4		5	2.1%
5		3	1.3%
6		11	4.7%
6.5		2	0.9%
7		2	0.9%
8		1	0.4%
9		2	0.9%
10		1	0.4%
11		3	1.3%
12		15	6.4%
13		3	1.3%
14		4	1.7%
15		4	1.7%
16		2	0.9%
17		1	0.4%
18		12	5.2%
20		4	1.7%
21		1	0.4%
22		3	1.3%
24		15	6.4%
25		2	0.9%
26		2	0.9%
27		2	0.9%
30		11	4.7%
32		4	1.7%
34		1	0.4%
36		17	7.3%
37		8	3.4%
38		1	0.4%
39		2	0.9%
40		1	0.4%
42		4	1.7%
46		1	0.4%
48		9	3.9%
49		1	0.4%
51		2	0.9%
53		1	0.4%
54		3	1.3%
56		1	0.4%
59		1	0.4%
60		8	3.4%
66		3	1.3%
72		5	2.1%
84		5	2.1%

# h15: 接受居家服務的服務時間(單位：月)			
Value	Label	Cases	Percentage
90		1	<div><div></div></div> 0.4%
96		2	<div><div></div></div> 0.9%
120		1	<div><div></div></div> 0.4%
121		1	<div><div></div></div> 0.4%
144		1	<div><div></div></div> 0.4%
156		1	<div><div></div></div> 0.4%
160		1	<div><div></div></div> 0.4%
180		1	<div><div></div></div> 0.4%
240		1	<div><div></div></div> 0.4%
999	遺漏值	6	<div><div></div></div> 2.6%
Warning: these figures indicate the number of cases found in the data file. They cannot be interpreted as summary statistics of the population of interest.			
# h16_1: 您接受的服務項目(可複選)_關懷訪視			
Information	[Type= discrete] [Format=numeric] [Range= 0-9] [Missing=*]		
Statistics [NW/ W]	[Valid=233 /-] [Invalid=0 /-]		
Value	Label	Cases	Percentage
0	否	132	<div><div></div></div> 56.7%
1	是	101	<div><div></div></div> 43.3%
9	遺漏值	0	
Warning: these figures indicate the number of cases found in the data file. They cannot be interpreted as summary statistics of the population of interest.			
# h16_2: 您接受的服務項目(可複選)_家庭問安、諮詢及轉介服務			
Information	[Type= discrete] [Format=numeric] [Range= 0-9] [Missing=*]		
Statistics [NW/ W]	[Valid=233 /-] [Invalid=0 /-]		
Value	Label	Cases	Percentage
0	否	210	<div><div></div></div> 90.1%
1	是	23	<div><div></div></div> 9.9%
9	遺漏值	0	
Warning: these figures indicate the number of cases found in the data file. They cannot be interpreted as summary statistics of the population of interest.			
# h16_3: 您接受的服務項目(可複選)_餐飲服務			
Information	[Type= discrete] [Format=numeric] [Range= 0-9] [Missing=*]		
Statistics [NW/ W]	[Valid=233 /-] [Invalid=0 /-]		
Value	Label	Cases	Percentage
0	否	176	<div><div></div></div> 75.5%
1	是	57	<div><div></div></div> 24.5%
9	遺漏值	0	
Warning: these figures indicate the number of cases found in the data file. They cannot be interpreted as summary statistics of the population of interest.			
# h16_4: 您接受的服務項目(可複選)_健康促進			
Information	[Type= discrete] [Format=numeric] [Range= 0-9] [Missing=*]		
Statistics [NW/ W]	[Valid=233 /-] [Invalid=0 /-]		
Value	Label	Cases	Percentage
0	否	208	<div><div></div></div> 89.3%
1	是	25	<div><div></div></div> 10.7%
9	遺漏值	0	

# h16_4: 您接受的服務項目(可複選)_健康促進			
Warning: these figures indicate the number of cases found in the data file. They cannot be interpreted as summary statistics of the population of interest.			
# h16_5: 您接受的服務項目(可複選)_家事管理/家務及日常照顧服務			
Information	[Type= discrete] [Format=numeric] [Range= 0-9] [Missing=*]		
Statistics [NW/ W]	[Valid=233 /-] [Invalid=0 /-]		
Value	Label	Cases	Percentage
0	否	30	<div><div></div></div> 12.9%
1	是	203	<div><div></div></div> 87.1%
9	遺漏值	0	
Warning: these figures indicate the number of cases found in the data file. They cannot be interpreted as summary statistics of the population of interest.			
# h16_6: 您接受的服務項目(可複選)_生活自立訓練			
Information	[Type= discrete] [Format=numeric] [Range= 0-9] [Missing=*]		
Statistics [NW/ W]	[Valid=233 /-] [Invalid=0 /-]		
Value	Label	Cases	Percentage
0	否	222	<div><div></div></div> 95.3%
1	是	11	<div><div></div></div> 4.7%
9	遺漏值	0	
Warning: these figures indicate the number of cases found in the data file. They cannot be interpreted as summary statistics of the population of interest.			
# h16_7: 您接受的服務項目(可複選)_提供或連結交通服務			
Information	[Type= discrete] [Format=numeric] [Range= 0-9] [Missing=*]		
Statistics [NW/ W]	[Valid=233 /-] [Invalid=0 /-]		
Value	Label	Cases	Percentage
0	否	207	<div><div></div></div> 88.8%
1	是	26	<div><div></div></div> 11.2%
9	遺漏值	0	
Warning: these figures indicate the number of cases found in the data file. They cannot be interpreted as summary statistics of the population of interest.			
# h16_8: 您接受的服務項目(可複選)_家屬教育及諮詢服務			
Information	[Type= discrete] [Format=numeric] [Range= 0-9] [Missing=*]		
Statistics [NW/ W]	[Valid=233 /-] [Invalid=0 /-]		
Value	Label	Cases	Percentage
0	否	211	<div><div></div></div> 90.6%
1	是	22	<div><div></div></div> 9.4%
9	遺漏值	0	
Warning: these figures indicate the number of cases found in the data file. They cannot be interpreted as summary statistics of the population of interest.			
# h16_9: 您接受的服務項目(可複選)_護理服務			
Information	[Type= discrete] [Format=numeric] [Range= 0-9] [Missing=*]		
Statistics [NW/ W]	[Valid=233 /-] [Invalid=0 /-]		
Value	Label	Cases	Percentage
0	否	217	<div><div></div></div> 93.1%
1	是	16	<div><div></div></div> 6.9%
9	遺漏值	0	
Warning: these figures indicate the number of cases found in the data file. They cannot be interpreted as summary statistics of the population of interest.			

# h16_10: 您接受的服務項目(可複選)_復健服務			
Information		[Type= discrete] [Format=numeric] [Range= 0-9] [Missing=*]	
Statistics [NW/ W]		[Valid=233 /-] [Invalid=0 /-]	
Value	Label	Cases	Percentage
0	否	193	<div></div> 82.8%
1	是	40	<div></div> 17.2%
9	遺漏值	0	
Warning: these figures indicate the number of cases found in the data file. They cannot be interpreted as summary statistics of the population of interest.			
# h16_11: 您接受的服務項目(可複選)_居家陪伴照顧			
Information		[Type= discrete] [Format=numeric] [Range= 0-9] [Missing=*]	
Statistics [NW/ W]		[Valid=233 /-] [Invalid=0 /-]	
Value	Label	Cases	Percentage
0	否	101	<div></div> 43.3%
1	是	132	<div></div> 56.7%
9	遺漏值	0	
Warning: these figures indicate the number of cases found in the data file. They cannot be interpreted as summary statistics of the population of interest.			

# h16_12: 您接受的服務項目(可複選)_身體照顧服務			
Information	[Type= discrete] [Format=numeric] [Range= 0-9] [Missing=*]		
Statistics [NW/ W]	[Valid=233 /-] [Invalid=0 /-]		
Value	Label	Cases	Percentage
0	否	192	<div><div></div></div> 82.4%
1	是	41	<div><div></div></div> 17.6%
9	遺漏值	0	
Warning: these figures indicate the number of cases found in the data file. They cannot be interpreted as summary statistics of the population of interest.			
# h16_13: 您接受的服務項目(可複選)_其他			
Information	[Type= discrete] [Format=numeric] [Range= 0-9] [Missing=*]		
Statistics [NW/ W]	[Valid=233 /-] [Invalid=0 /-]		
Value	Label	Cases	Percentage
0	否	232	<div><div></div></div> 99.6%
1	是	1	<div><div></div></div> 0.4%
9	遺漏值	0	
Warning: these figures indicate the number of cases found in the data file. They cannot be interpreted as summary statistics of the population of interest.			
# h16_13_1: 您接受的服務項目(可複選)_其他內容			
Information	[Type= discrete] [Format=character] [Missing=*]		
Statistics [NW/ W]	[Valid=233 /-] [Invalid=0 /-]		
Value	Label	Cases	Percentage
8	不須填答	232	<div><div></div></div> 99.6%
9	遺漏值	0	
陪同就醫		1	<div><div></div></div> 0.4%
Warning: these figures indicate the number of cases found in the data file. They cannot be interpreted as summary statistics of the population of interest.			
# h17: 過去一月內，我每週平均使用居家服務機構服務時間(單位：小時)			
Information	[Type= discrete] [Format=numeric] [Range= 1-99] [Missing=*]		
Statistics [NW/ W]	[Valid=233 /-] [Invalid=0 /-]		
Value	Label	Cases	Percentage
1		6	<div><div></div></div> 2.6%
2		45	<div><div></div></div> 19.3%
3		17	<div><div></div></div> 7.3%
4		16	<div><div></div></div> 6.9%
5		28	<div><div></div></div> 12.0%
6		33	<div><div></div></div> 14.2%
8		14	<div><div></div></div> 6.0%
9		12	<div><div></div></div> 5.2%
10		30	<div><div></div></div> 12.9%
11		1	<div><div></div></div> 0.4%
12		10	<div><div></div></div> 4.3%
13		4	<div><div></div></div> 1.7%
14		1	<div><div></div></div> 0.4%
15		5	<div><div></div></div> 2.1%
17		1	<div><div></div></div> 0.4%
18		2	<div><div></div></div> 0.9%

h17: 過去一月內，我每週平均使用居家服務機構服務時間(單位：小時)

Value	Label	Cases	Percentage
20		2	0.9%
21		1	0.4%
25		3	1.3%
35		1	0.4%
99	遺漏值	1	0.4%

Warning: these figures indicate the number of cases found in the data file. They cannot be interpreted as summary statistics of the population of interest.

h18_1: 使用服務前，每月平均就醫次數

Information	[Type= discrete] [Format=numeric] [Range= 0-99] [Missing=*]
Statistics [NW/ W]	[Valid=233 /-] [Invalid=0 /-]

Value	Label	Cases	Percentage
0		89	38.2%
1		72	30.9%
2		21	9.0%
3		7	3.0%
4		18	7.7%
5		5	2.1%
6		1	0.4%
8		4	1.7%
12		7	3.0%
20		4	1.7%
21		1	0.4%
24		1	0.4%
99	遺漏值	3	1.3%

Warning: these figures indicate the number of cases found in the data file. They cannot be interpreted as summary statistics of the population of interest.

h18_2: 使用服務後，每月平均就醫次數

Information	[Type= discrete] [Format=numeric] [Range= 0-99] [Missing=*]
Statistics [NW/ W]	[Valid=233 /-] [Invalid=0 /-]

Value	Label	Cases	Percentage
0		87	37.3%
1		75	32.2%
2		18	7.7%
3		5	2.1%
4		17	7.3%
5		5	2.1%
6		2	0.9%
8		6	2.6%
12		8	3.4%
16		1	0.4%
20		4	1.7%
21		1	0.4%
24		2	0.9%
99	遺漏值	2	0.9%

Warning: these figures indicate the number of cases found in the data file. They cannot be interpreted as summary statistics of the population of interest.

# i2: 機構成立年度			
Information		[Type= discrete] [Format=numeric] [Range= 2-65] [Missing=*]	
Statistics [NW/ W]		[Valid=233 /-] [Invalid=0 /-]	
Value	Label	Cases	Percentage
2		15	<div><div></div></div> 6.4%
4		9	<div><div></div></div> 3.9%
5		26	<div><div></div></div> 11.2%
6		9	<div><div></div></div> 3.9%
9	遺漏值	0	
11		9	<div><div></div></div> 3.9%
12		13	<div><div></div></div> 5.6%
14		9	<div><div></div></div> 3.9%
16		34	<div><div></div></div> 14.6%
17		13	<div><div></div></div> 5.6%
19		14	<div><div></div></div> 6.0%
23		26	<div><div></div></div> 11.2%
24		13	<div><div></div></div> 5.6%
29		15	<div><div></div></div> 6.4%
46		15	<div><div></div></div> 6.4%
65		13	<div><div></div></div> 5.6%
Warning: these figures indicate the number of cases found in the data file. They cannot be interpreted as summary statistics of the population of interest.			
# i3: 開辦居家服務年度			
Information		[Type= discrete] [Format=numeric] [Range= 1-99] [Missing=*]	
Statistics [NW/ W]		[Valid=233 /-] [Invalid=0 /-]	
Value	Label	Cases	Percentage
1		9	<div><div></div></div> 3.9%
2		15	<div><div></div></div> 6.4%
5		26	<div><div></div></div> 11.2%
6		18	<div><div></div></div> 7.7%
7		15	<div><div></div></div> 6.4%
11		13	<div><div></div></div> 5.6%
12		22	<div><div></div></div> 9.4%
13		13	<div><div></div></div> 5.6%
15		11	<div><div></div></div> 4.7%
16		51	<div><div></div></div> 21.9%
17		13	<div><div></div></div> 5.6%
18		13	<div><div></div></div> 5.6%
19		14	<div><div></div></div> 6.0%
99	遺漏值	0	
Warning: these figures indicate the number of cases found in the data file. They cannot be interpreted as summary statistics of the population of interest.			
# i4: 機構類型			
Information		[Type= discrete] [Format=numeric] [Range= 1-9] [Missing=*]	
Statistics [NW/ W]		[Valid=233 /-] [Invalid=0 /-]	
Value	Label	Cases	Percentage
1	政府機關	0	

# i4: 機構類型			
Value	Label	Cases	Percentage
2	財團法人	114	<div><div></div></div> 48.9%
3	社團法人	82	<div><div></div></div> 35.2%
4	立案團體	15	<div><div></div></div> 6.4%
5	其他	22	<div><div></div></div> 9.4%
9	遺漏值	0	
Warning: these figures indicate the number of cases found in the data file. They cannot be interpreted as summary statistics of the population of interest.			
# i4_1: 機構類型-立案團體類型			
Information	[Type= discrete] [Format=numeric] [Range= 1-9] [Missing=*]		
Statistics [NW/ W]	[Valid=233 /-] [Invalid=0 /-]		
Value	Label	Cases	Percentage
1	社會團體	15	<div><div></div></div> 6.4%
2	社區宗教組織	0	
8	不須填答	218	<div><div></div></div> 93.6%
9	遺漏值	0	
Warning: these figures indicate the number of cases found in the data file. They cannot be interpreted as summary statistics of the population of interest.			
# i4_o: 機構類型-其他內容			
Information	[Type= discrete] [Format=character] [Missing=*]		
Statistics [NW/ W]	[Valid=233 /-] [Invalid=0 /-]		
Value	Label	Cases	Percentage
8	不須填答	211	<div><div></div></div> 90.6%
9	遺漏值	0	
合作社		22	<div><div></div></div> 9.4%
Warning: these figures indicate the number of cases found in the data file. They cannot be interpreted as summary statistics of the population of interest.			
# i5_1: 服務對象(可複選)_老人			
Information	[Type= discrete] [Format=numeric] [Range= 0-9] [Missing=*]		
Statistics [NW/ W]	[Valid=233 /-] [Invalid=0 /-]		
Value	Label	Cases	Percentage
0	無	0	
1	有	233	<div><div></div></div> 100.0%
9	遺漏值	0	
Warning: these figures indicate the number of cases found in the data file. They cannot be interpreted as summary statistics of the population of interest.			
# i5_2: 服務對象(可複選)_身障人士			
Information	[Type= discrete] [Format=numeric] [Range= 0-9] [Missing=*]		
Statistics [NW/ W]	[Valid=233 /-] [Invalid=0 /-]		
Value	Label	Cases	Percentage
0	無	0	
1	有	233	<div><div></div></div> 100.0%
9	遺漏值	0	
Warning: these figures indicate the number of cases found in the data file. They cannot be interpreted as summary statistics of the population of interest.			
# i5_3: 服務對象(可複選)_兒童			
Information	[Type= discrete] [Format=numeric] [Range= 0-9] [Missing=*]		
Statistics [NW/ W]	[Valid=233 /-] [Invalid=0 /-]		

# i5_3: 服務對象(可複選)_兒童			
Value	Label	Cases	Percentage
0	無	210	<div><div></div></div> 90.1%
1	有	23	<div><div></div></div> 9.9%
9	遺漏值	0	
Warning: these figures indicate the number of cases found in the data file. They cannot be interpreted as summary statistics of the population of interest.			
# i5_4: 服務對象(可複選)_婦女			
Information	[Type= discrete] [Format=numeric] [Range= 0-9] [Missing=*]		
Statistics [NW/ W]	[Valid=233 /-] [Invalid=0 /-]		
Value	Label	Cases	Percentage
0	無	233	<div><div></div></div> 100.0%
1	有	0	
9	遺漏值	0	
Warning: these figures indicate the number of cases found in the data file. They cannot be interpreted as summary statistics of the population of interest.			
# i5_5: 服務對象(可複選)_其他			
Information	[Type= discrete] [Format=numeric] [Range= 0-9] [Missing=*]		
Statistics [NW/ W]	[Valid=233 /-] [Invalid=0 /-]		
Value	Label	Cases	Percentage
0	無	233	<div><div></div></div> 100.0%
1	有	0	
9	遺漏值	0	
Warning: these figures indicate the number of cases found in the data file. They cannot be interpreted as summary statistics of the population of interest.			
# i5_5_1: 服務對象(可複選)_其他服務對象			
Information	[Type= discrete] [Format=character] [Missing=*]		
Statistics [NW/ W]	[Valid=233 /-] [Invalid=0 /-]		
Value	Label	Cases	Percentage
8	不須填答	233	<div><div></div></div> 100.0%
9	遺漏值	0	
Warning: these figures indicate the number of cases found in the data file. They cannot be interpreted as summary statistics of the population of interest.			
# i6_1: 您接受的服務項目(可複選)_關懷訪視			
Information	[Type= discrete] [Format=numeric] [Range= 0-9] [Missing=*]		
Statistics [NW/ W]	[Valid=233 /-] [Invalid=0 /-]		
Value	Label	Cases	Percentage
0	否	0	
1	是	233	<div><div></div></div> 100.0%
9	遺漏值	0	
Warning: these figures indicate the number of cases found in the data file. They cannot be interpreted as summary statistics of the population of interest.			
# i6_2: 您接受的服務項目(可複選)_家庭問安、諮詢及轉介服務			
Information	[Type= discrete] [Format=numeric] [Range= 0-9] [Missing=*]		
Statistics [NW/ W]	[Valid=233 /-] [Invalid=0 /-]		
Value	Label	Cases	Percentage
0	否	0	
1	是	233	<div><div></div></div> 100.0%

# i6_2: 您接受的服務項目(可複選)_家庭問安、諮詢及轉介服務			
Value	Label	Cases	Percentage
9	遺漏值	0	
Warning: these figures indicate the number of cases found in the data file. They cannot be interpreted as summary statistics of the population of interest.			
# i6_3: 您接受的服務項目(可複選)_餐飲服務			
Information	[Type= discrete] [Format=numeric] [Range= 0-9] [Missing=*]		
Statistics [NW/ W]	[Valid=233 /-] [Invalid=0 /-]		
Value	Label	Cases	Percentage
0	否	0	
1	是	233	100.0%
9	遺漏值	0	
Warning: these figures indicate the number of cases found in the data file. They cannot be interpreted as summary statistics of the population of interest.			
# i6_4: 您接受的服務項目(可複選)_健康促進			
Information	[Type= discrete] [Format=numeric] [Range= 0-9] [Missing=*]		
Statistics [NW/ W]	[Valid=233 /-] [Invalid=0 /-]		
Value	Label	Cases	Percentage
0	否	233	100.0%
1	是	0	
9	遺漏值	0	
Warning: these figures indicate the number of cases found in the data file. They cannot be interpreted as summary statistics of the population of interest.			
# i6_5: 您接受的服務項目(可複選)_家事管理/家務及日常照顧服務			
Information	[Type= discrete] [Format=numeric] [Range= 0-9] [Missing=*]		
Statistics [NW/ W]	[Valid=233 /-] [Invalid=0 /-]		
Value	Label	Cases	Percentage
0	否	0	
1	是	233	100.0%
9	遺漏值	0	
Warning: these figures indicate the number of cases found in the data file. They cannot be interpreted as summary statistics of the population of interest.			
# i6_6: 您接受的服務項目(可複選)_生活自立訓練			
Information	[Type= discrete] [Format=numeric] [Range= 0-9] [Missing=*]		
Statistics [NW/ W]	[Valid=233 /-] [Invalid=0 /-]		
Value	Label	Cases	Percentage
0	否	233	100.0%
1	是	0	
9	遺漏值	0	
Warning: these figures indicate the number of cases found in the data file. They cannot be interpreted as summary statistics of the population of interest.			
# i6_7: 您接受的服務項目(可複選)_提供或連結交通服務			
Information	[Type= discrete] [Format=numeric] [Range= 0-9] [Missing=*]		
Statistics [NW/ W]	[Valid=233 /-] [Invalid=0 /-]		
Value	Label	Cases	Percentage
0	否	0	
1	是	233	100.0%
9	遺漏值	0	
Warning: these figures indicate the number of cases found in the data file. They cannot be interpreted as summary statistics of the population of interest.			

# i6_8: 您接受的服務項目(可複選)_家屬教育及諮詢服務			
Information	[Type= discrete] [Format=numeric] [Range= 0-9] [Missing=*]		
Statistics [NW/ W]	[Valid=233 /-] [Invalid=0 /-]		
Value	Label	Cases	Percentage
0	否	0	
1	是	233	<div></div> 100.0%
9	遺漏值	0	
Warning: these figures indicate the number of cases found in the data file. They cannot be interpreted as summary statistics of the population of interest.			
# i6_9: 您接受的服務項目(可複選)_護理服務			
Information	[Type= discrete] [Format=numeric] [Range= 0-9] [Missing=*]		
Statistics [NW/ W]	[Valid=233 /-] [Invalid=0 /-]		
Value	Label	Cases	Percentage
0	否	0	
1	是	233	<div></div> 100.0%
9	遺漏值	0	
Warning: these figures indicate the number of cases found in the data file. They cannot be interpreted as summary statistics of the population of interest.			
# i6_10: 您接受的服務項目(可複選)_復健服務			
Information	[Type= discrete] [Format=numeric] [Range= 0-9] [Missing=*]		
Statistics [NW/ W]	[Valid=233 /-] [Invalid=0 /-]		
Value	Label	Cases	Percentage
0	否	0	
1	是	233	<div></div> 100.0%
9	遺漏值	0	
Warning: these figures indicate the number of cases found in the data file. They cannot be interpreted as summary statistics of the population of interest.			
# i6_11: 您接受的服務項目(可複選)_居家陪伴照顧			
Information	[Type= discrete] [Format=numeric] [Range= 0-9] [Missing=*]		
Statistics [NW/ W]	[Valid=233 /-] [Invalid=0 /-]		
Value	Label	Cases	Percentage
0	否	0	
1	是	233	<div></div> 100.0%
9	遺漏值	0	
Warning: these figures indicate the number of cases found in the data file. They cannot be interpreted as summary statistics of the population of interest.			
# i6_12: 您接受的服務項目(可複選)_身體照顧服務			
Information	[Type= discrete] [Format=numeric] [Range= 0-9] [Missing=*]		
Statistics [NW/ W]	[Valid=233 /-] [Invalid=0 /-]		
Value	Label	Cases	Percentage
0	否	0	
1	是	233	<div></div> 100.0%
9	遺漏值	0	
Warning: these figures indicate the number of cases found in the data file. They cannot be interpreted as summary statistics of the population of interest.			
# i6_13: 您接受的服務項目(可複選)_其他			
Information	[Type= discrete] [Format=numeric] [Range= 0-9] [Missing=*]		
Statistics [NW/ W]	[Valid=233 /-] [Invalid=0 /-]		

# i6_13: 您接受的服務項目(可複選)_其他			
Value	Label	Cases	Percentage
0	否	233	<div></div> 100.0%
1	是	0	
9	遺漏值	0	
Warning: these figures indicate the number of cases found in the data file. They cannot be interpreted as summary statistics of the population of interest.			
# i6_13_1: 您接受的服務項目(可複選)_其他內容			
Information	[Type= discrete] [Format=numeric] [Range= 8-9] [Missing=*]		
Statistics [NW/ W]	[Valid=233 /-] [Invalid=0 /-]		
Value	Label	Cases	Percentage
8	不須填答	233	<div></div> 100.0%
9	遺漏值	0	
Warning: these figures indicate the number of cases found in the data file. They cannot be interpreted as summary statistics of the population of interest.			