

台灣 (Taiwan, ROC)

黃櫻美, 東海大學企業管理學系

雇主知識與組織人才吸引力之關係：以
校園招募活動與招募官行為為干擾變數

Study Documentation

May 13, 2020

Metadata Production

Metadata Producer(s)	學術調查研究資料庫(Survey Research Data Archive) (SRDA) , 中央研究院人社中心調查研究 專題中心, DDI文件製作
Production Date	May 10, 2020
Version	2.0版, 參考IHSN Nesstar Template修改
Identification	E10511

Table of Contents

Overview.....	4
Scope & Coverage.....	4
Producers & Sponsors.....	4
Data Collection.....	4
Data Processing & Appraisal.....	5
Accessibility.....	5
Files Description.....	6
data.....	6
Variables Group(s).....	7
基本資料.....	7
平日表現.....	7
活動前對公司的想法.....	8
活動後對公司的想法.....	9
對講者或招募官的感覺.....	10
Variables Description.....	12
data.....	13

雇主知識與組織人才吸引力之關係：以校園招募活動與招募官行為為干擾變數

The Relationships of Employer Knowledge and Organizational Attraction: the Moderating Effects of Campus Recruitment Activities and Recruiter Behaviors

Overview	
Type	無
Identification	E10511
Version	Production Date: 2022-08-01 v1.0
Abstract 本研究之研究主軸為雇主知識，探討前後期雇主知識之增加對組織人才吸引力之影響。本研究延伸Cable 與Turban (2001)以及Collins (2007)之研究，探討動態觀點的雇主知識，提出雇主知識增量，並將之區分為多構面，分別為雇主熟悉度、雇主形象(分為工作資訊與非工作資訊)與雇主聲望，以補足靜態觀點之不足，且深化雇主知識之內涵。此外，本研究亦探討校園招募活動類型居中所扮演之干擾角色，以檢視在不同的校園招募活動類型影響下，雇主知識增量各構面與組織人才吸引力之關係是否會有所變化。 本研究從企業說明會、企業參訪與校園就業博覽會三個校園招募現場搜集資料，以大學生為研究對象，共回收477份有效問卷。 研究結果發現，雇主知識增量的四構面中「工作資訊增量」與「非工作資訊增量」與組織人才吸引力呈顯著正相關。而在不同的校園招募活動下，雇主知識增量與組織人才吸引力之關係亦有差異。在企業參訪中，工作資訊增量、非工作資訊增量與組織人才吸引力呈顯著關係，但雇主熟悉度增量卻與組織人才吸引力呈負相關在就業博覽會中，工作資訊增量、非工作資訊增量與組織人才吸引力呈正相關。	
Kind of Data	抽查
Unit of Analysis	個人

Scope & Coverage	
Time Period(s)	2017
Countries	台灣 (Taiwan, ROC)
Geographic Coverage 東海大學	
Universe 東海大學參與校園招募活動之學生	

Producers & Sponsors	
Primary Investigator(s)	黃櫻美, 東海大學企業管理學系
Other Producer(s)	東海大學企業管理學系
Funding Agency/ies	科技部
Other Acknowledgment(s)	, 東海大學企業管理學系

Data Collection	
Data Collection Dates	start 2017-01-01

	end 2017-06-30
Time Period(s)	start 2016-08-01 end 2017-07-31
Data Collection Mode	留卷自填問卷

Data Processing & Appraisal

Data Editing

中央研究院人文社會科學研究中心調查研究專題中心所進行的資料整理方式，為不合理值檢核。

Accessibility

Contact(s)	學術調查研究資料庫(Survey Research Data Archive) (中央研究院人社中心調查研究專題中心), https://srda.sinica.edu.tw , srda@gate.sinica.edu.tw
Distributor(s)	學術調查研究資料庫(Survey Research Data Archive)
Depositor(s)	東海大學企業管理學系

Access Conditions

標準版(一般會員、院內會員直接下載)

Files Description

Dataset contains 1 file(s)

data	
# Cases	447
# Variable(s)	103

Variables Group(s)

Dataset contains 5 group(s)

Group 基本資料							
#	Name	Label	Type	Format	Valid	Invalid	Question
1	companyid	企業編號	continuous	numeric-12.0	447	0	-
2	id	編號	discrete	numeric-12.0	447	0	-
3	activative	參加的活動	discrete	numeric-12.0	447	0	-
4	gender	性別	discrete	numeric-12.0	447	0	-
5	age	年齡	continuous	numeric-12.0	447	0	-
6	education	學歷	discrete	numeric-12.0	447	0	-
7	school1	文學院	discrete	numeric-12.0	447	0	-
8	school2	法學院	discrete	numeric-12.0	447	0	-
9	school3	管理學院	discrete	numeric-12.0	447	0	-
10	school4	理學院	discrete	numeric-12.0	447	0	-
11	school5	生命科學學院	discrete	numeric-12.0	447	0	-
12	school6	工學院	discrete	numeric-12.0	447	0	-
13	school7	社科院	discrete	numeric-12.0	447	0	-
14	school8	農學院	discrete	numeric-12.0	447	0	-
15	school9	教育學院	discrete	numeric-12.0	447	0	-
16	other	其他	discrete	numeric-12.0	447	0	-
17	workexperience	工作經驗(月)	continuous	numeric-12.1	447	0	-
18	findjob	未來一年是否有要找正職	discrete	numeric-12.0	447	0	-
19	companyinfo	對公司的認識程度	continuous	numeric-12.0	447	0	-

Group 平日表現							
#	Name	Label	Type	Format	Valid	Invalid	Question
1	JP1	我知道就業市場上有哪些工作機會。	discrete	numeric-12.0	446	1	-
2	JP2	我有自信能在求職過程中展現自己的優勢。	discrete	numeric-12.0	446	1	-
3	JP3	我相信自己有能力選擇應徵的工作。	discrete	numeric-12.0	446	1	-
4	JP4	我相信我在面談過程中能讓雇主留下好的印象。	discrete	numeric-12.0	446	1	-
5	JP5	我相信自己能夠妥善把握每個工作機會並做出正確的決定。	discrete	numeric-12.0	446	1	-
6	JP6	我知道如何找到我想要的工作。	discrete	numeric-12.0	446	1	-
7	JP7	如果我對某个工作很有興趣，我有自信能夠得到這份工作。	discrete	numeric-12.0	445	2	-

#	Name	Label	Type	Format	Valid	Invalid	Question
8	JP8	我懷疑自己是否能和其他求職者一樣找到許多工作機會。	discrete	numeric-12.0	446	1	-
9	JP9	我有能力找到工作相關的資訊。	discrete	numeric-12.0	446	1	-
10	JP10	我比其他求職者知道更多的尋職管道。	discrete	numeric-12.0	446	1	-

Group 活動前對公司的想法

#	Name	Label	Type	Format	Valid	Invalid	Question
1	e1	當我想找工作時，我腦海裡會第一個想到這家公司。	discrete	numeric-12.0	445	2	-
2	e2	在眾多雇主中，我能夠輕易地認出這家公司。	discrete	numeric-12.0	444	3	-
3	e3	整體而言，我非常熟悉這家公司。	discrete	numeric-12.0	444	3	-
4	e4	我知道這家公司曾經僱用過本校的學生。	discrete	numeric-12.0	444	3	-
5	e5	這家公司提供了高於業界平均水準的薪資。	discrete	numeric-12.0	444	3	-
6	e6	這家公司的工作地點是我很想要的。	discrete	numeric-12.0	444	3	-
7	e7	這家公司提供了我很想要的工作內容。	discrete	numeric-12.0	444	3	-
8	e8	在這家公司工作會有很好的晉升機會。	discrete	numeric-12.0	443	4	-
9	e9	這家公司有良好的工作環境。	discrete	numeric-12.0	443	4	-
10	e10	這家公司所指派的工作會是有趣的。	discrete	numeric-12.0	443	4	-
11	e11	這家公司提供的工作是能讓人承擔起責任的。	discrete	numeric-12.0	443	4	-
12	e12	這家公司能提供給我高於同業水準的福利。	discrete	numeric-12.0	443	4	-
13	e13	在這家公司工作能讓我同時兼顧生活品質。	discrete	numeric-12.0	443	4	-
14	e14	我相信我的同學會給予這家公司高度的評價。	discrete	numeric-12.0	443	4	-
15	e15	我相信我的同學認為這家公司形象是好的。	discrete	numeric-12.0	442	5	-
16	e16	我相信我的親友們會認為這家公司是擁有良好形象的。	discrete	numeric-12.0	443	4	-
17	e17	我相信我的親友們會認為這家公司是令人尊重的僱主。	discrete	numeric-12.0	443	4	-
18	e18	若有機會進入這家公司，我覺得同事們是很容易相處的。	discrete	numeric-12.0	443	4	-

#	Name	Label	Type	Format	Valid	Invalid	Question
19	e19	若有機會進入這家公司，我覺得同事們都是很有能力的。	discrete	numeric-12.0	443	4	-
20	e20	若有機會在這家公司工作，我覺得主管們都是很容易相處的。	discrete	numeric-12.0	443	4	-
21	e21	若有機會在這家公司工作，我覺得主管們都是很有能力的。	discrete	numeric-12.0	443	4	-

Group 活動後對公司的想法

#	Name	Label	Type	Format	Valid	Invalid	Question
1	EK1	當我想找工作時，我腦海裡會第一個想到這家公司。	discrete	numeric-12.0	441	6	-
2	EK2	在眾多雇主中，我能夠輕易地認出這家公司。	discrete	numeric-12.0	442	5	-
3	EK3	整體而言，我非常熟悉這家公司。	discrete	numeric-12.0	442	5	-
4	EK4	我知道這家公司曾經僱用過本校的學生。	discrete	numeric-12.0	442	5	-
5	EK5	這家公司提供了高於業界平均水準的薪資。	discrete	numeric-12.0	442	5	-
6	EK6	這家公司的工作地點是我很想要的。	discrete	numeric-12.0	442	5	-
7	EK7	這家公司提供了我很想要的工作內容。	discrete	numeric-12.0	442	5	-
8	EK8	在這家公司工作會有很好的晉升機會。	discrete	numeric-12.0	442	5	-
9	EK9	這家公司有良好的工作環境。	discrete	numeric-12.0	442	5	-
10	EK10	這家公司所指派的工作會是有興趣的。	discrete	numeric-12.0	442	5	-
11	EK11	這家公司提供的工作是能讓人承擔起責任的。	discrete	numeric-12.0	442	5	-
12	EK12	這家公司能提供給我高於同業水準的福利。	discrete	numeric-12.0	442	5	-
13	EK13	在這家公司工作能讓我同時兼顧生活品質。	discrete	numeric-12.0	442	5	-
14	EK14	我相信我的同學會給予這家公司高度的評價。	discrete	numeric-12.0	442	5	-
15	EK15	我相信我的同學認為這家公司形象是好的。	discrete	numeric-12.0	442	5	-
16	EK16	我相信我的親友們會認為這家公司是擁有良好形象的。	discrete	numeric-12.0	442	5	-
17	EK17	我相信我的親友們會認為這家公司是令人尊重的僱主。	discrete	numeric-12.0	442	5	-
18	EK18	若有機會進入這家公司，我覺得同事們都是很有能力的。	discrete	numeric-12.0	442	5	-

#	Name	Label	Type	Format	Valid	Invalid	Question
19	EK19	若有機會進入這家公司，我覺得同事們是很容易相處的。	discrete	numeric-12.0	442	5	-
20	EK20	若有機會在這家公司工作，我覺得主管們都是很有能力的。	discrete	numeric-12.0	442	5	-
21	EK21	若有機會在這家公司工作，我覺得主管們都是很容易相處的。	discrete	numeric-12.0	442	5	-
22	PO22	這家公司和我心目中的理想公司相符合。	discrete	numeric-12.0	442	5	-
23	PO23	我覺得我的人格特質與這家公司的特色或形象相同。	discrete	numeric-12.0	441	6	-
24	PO24	我覺得這家公司能滿足我的需求。	discrete	numeric-12.0	441	6	-
25	PO25	我覺得這家公司很適合我。	discrete	numeric-12.0	441	6	-
26	OA26	這會是一家值得工作的好公司。	discrete	numeric-12.0	441	6	-
27	OA27	這家公司很關心自家的員工。	discrete	numeric-12.0	441	6	-
28	OA28	我發現這是家很吸引人的公司。	discrete	numeric-12.0	441	6	-
29	OA29	我會想知道更多關於這家公司的資訊。	discrete	numeric-12.0	441	6	-
30	OA30	我想要到這家公司上班。	discrete	numeric-12.0	441	6	-
31	AI31	如果這家公司有職缺，我會前去應徵。	discrete	numeric-12.0	435	12	-
32	AI32	我希望能得到這家公司的面談機會。	discrete	numeric-12.0	435	12	-
33	AI33	如果我正在找工作，我會優先向這家公司應徵。	discrete	numeric-12.0	435	12	-
34	AI34	如果這家公司提供我工作機會，我會接受。	discrete	numeric-12.0	435	12	-

Group 對講者或招募官的感覺

#	Name	Label	Type	Format	Valid	Invalid	Question
1	B1	他/她看起來是個和善的人。	discrete	numeric-12.0	438	9	-
2	B2	他/她看起來是支持我的。	discrete	numeric-12.0	437	10	-
3	B3	他/她是個熱情的人。	discrete	numeric-12.0	436	11	-
4	B4	他/她有給我忠告。	discrete	numeric-12.0	436	11	-
5	B5	他/她是個有禮貌的。	discrete	numeric-12.0	436	11	-
6	B6	他/她是個令人感到愉快的人。	discrete	numeric-12.0	435	12	-
7	B7	我相當信任他/她。	discrete	numeric-12.0	436	11	-
8	B8	他/她是個令人感到溫暖的人。	discrete	numeric-12.0	436	11	-

#	Name	Label	Type	Format	Valid	Invalid	Question
9	B9	他/她是接受過專業訓練的。	discrete	numeric-12.0	436	11	-
10	B10	他/她是知識豐富的。	discrete	numeric-12.0	436	11	-
11	B11	他/她是夠資格傳達徵才訊息的。	discrete	numeric-12.0	436	11	-
12	B12	他/她是經驗豐富的。	discrete	numeric-12.0	436	11	-
13	B13	他/她是有工作熱忱的。	discrete	numeric-12.0	436	11	-
14	B14	他/她是可信賴的。	discrete	numeric-12.0	436	11	-
15	B15	他/她是個誠實的人。	discrete	numeric-12.0	436	11	-
16	L1	他/她有我喜歡的特質。	discrete	numeric-12.0	436	11	-
17	L2	如果有機會，我希望能 在活動結束後與他/她互動。	discrete	numeric-12.0	436	11	-
18	L3	我個人相當喜歡他/她。	discrete	numeric-12.0	436	11	-
19	L4	我希望能有更多時間向他/ 她請教求職相關問題。	discrete	numeric-12.0	435	12	-

Variables Description

Dataset contains 103 variable(s)

File : data

companyid: 企業編號

Information [Type= continuous] [Format=numeric] [Range= 1-51] [Missing=*]

Statistics [NW/ W] [Valid=447 /-] [Invalid=0 /-] [Mean=12.705 /-] [StdDev=12.813 /-]

id: 編號




































Information [Type= discrete] [Format=numeric] [Range= 1-72] [Missing=*]

Statistics [NW/ W] [Valid=447 /-] [Invalid=0 /-]

Value	Label	Cases	Percentage
1		51	11.4%
2		37	8.3%
3		28	6.3%
4		24	5.4%
5		17	3.8%
6		16	3.6%
7		16	3.6%
8		14	3.1%
9		12	2.7%
10		10	2.2%
11		9	2.0%
12		8	1.8%
13		8	1.8%
14		8	1.8%
15		8	1.8%
16		8	1.8%
17		8	1.8%
18		8	1.8%
19		8	1.8%
20		7	1.6%
21		7	1.6%
22		7	1.6%
23		7	1.6%
24		7	1.6%
25		6	1.3%
26		6	1.3%
27		6	1.3%
28		6	1.3%
29		6	1.3%
30		6	1.3%
31		5	1.1%
32		5	1.1%
33		4	0.9%
34		3	0.7%
35		3	0.7%
36		3	0.7%
37		3	0.7%

File : data

id: 編號

Value	Label	Cases	Percentage
38		2	 0.4%
39		2	 0.4%
40		2	 0.4%
41		2	 0.4%
42		2	 0.4%
43		2	 0.4%
44		2	 0.4%
45		2	 0.4%
46		2	 0.4%
47		2	 0.4%
48		2	 0.4%
49		2	 0.4%
50		2	 0.4%
51		2	 0.4%
52		2	 0.4%
53		2	 0.4%
54		2	 0.4%
55		1	 0.2%
56		1	 0.2%
57		1	 0.2%
58		1	 0.2%
59		1	 0.2%
60		1	 0.2%
61		1	 0.2%
62		1	 0.2%
63		1	 0.2%
64		1	 0.2%
65		1	 0.2%
66		1	 0.2%
67		1	 0.2%
68		1	 0.2%
69		1	 0.2%
70		1	 0.2%
71		1	 0.2%
72		1	 0.2%

Warning: these figures indicate the number of cases found in the data file. They cannot be interpreted as summary statistics of the population of interest.

activative: 參加的活動

Information		[Type= discrete] [Format=numeric] [Range= 1-3] [Missing=*]	
Statistics [NW/ W]		[Valid=447 /-] [Invalid=0 /-]	
Value	Label	Cases	Percentage
1	企業說明會	132	<div></div> 29.5%
2	企業參訪	158	<div></div> 35.3%
3	就業博覽會	157	<div></div> 35.1%

File : data			
# activative: 參加的活動			
Warning: these figures indicate the number of cases found in the data file. They cannot be interpreted as summary statistics of the population of interest.			
# gender: 性別			
Information	[Type= discrete] [Format=numeric] [Range= 0-1] [Missing=*]		
Statistics [NW/ W]	[Valid=447 /-] [Invalid=0 /-]		
Value	Label	Cases	Percentage
0	女性	301	<div><div></div></div> 67.3%
1	男性	146	<div><div></div></div> 32.7%
Warning: these figures indicate the number of cases found in the data file. They cannot be interpreted as summary statistics of the population of interest.			
# age: 年齡			
Information	[Type= continuous] [Format=numeric] [Range= 17-32] [Missing=*]		
Statistics [NW/ W]	[Valid=447 /-] [Invalid=0 /-] [Mean=21.105 /-] [StdDev=1.939 /-]		
# education: 學歷			
Information	[Type= discrete] [Format=numeric] [Range= 1-8] [Missing=*]		
Statistics [NW/ W]	[Valid=447 /-] [Invalid=0 /-]		
Value	Label	Cases	Percentage
1	大一	74	<div><div></div></div> 16.6%
2	大二	57	<div><div></div></div> 12.8%
3	大三	51	<div><div></div></div> 11.4%
4	大四	224	<div><div></div></div> 50.1%
5	大五以上	1	<div><div></div></div> 0.2%
6	碩一	6	<div><div></div></div> 1.3%
7	碩二	33	<div><div></div></div> 7.4%
8	碩三以上	1	<div><div></div></div> 0.2%
Warning: these figures indicate the number of cases found in the data file. They cannot be interpreted as summary statistics of the population of interest.			
# school1: 文學院			
Information	[Type= discrete] [Format=numeric] [Range= 0-1] [Missing=*]		
Statistics [NW/ W]	[Valid=447 /-] [Invalid=0 /-]		
Value	Label	Cases	Percentage
0	否	421	<div><div></div></div> 94.2%
1	是	26	<div><div></div></div> 5.8%
Warning: these figures indicate the number of cases found in the data file. They cannot be interpreted as summary statistics of the population of interest.			
# school2: 法學院			
Information	[Type= discrete] [Format=numeric] [Range= 0-1] [Missing=*]		
Statistics [NW/ W]	[Valid=447 /-] [Invalid=0 /-]		
Value	Label	Cases	Percentage
0	否	440	<div><div></div></div> 98.4%
1	是	7	<div><div></div></div> 1.6%
Warning: these figures indicate the number of cases found in the data file. They cannot be interpreted as summary statistics of the population of interest.			
# school3: 管理學院			
Information	[Type= discrete] [Format=numeric] [Range= 0-1] [Missing=*]		
Statistics [NW/ W]	[Valid=447 /-] [Invalid=0 /-]		

File : data

school3: 管理學院

Value	Label	Cases	Percentage
0	否	126	<div><div></div></div> 28.2%
1	是	321	<div><div></div></div> 71.8%

Warning: these figures indicate the number of cases found in the data file. They cannot be interpreted as summary statistics of the population of interest.

school4: 理學院

Information	[Type= discrete] [Format=numeric] [Range= 0-1] [Missing=*]
Statistics [NW/ W]	[Valid=447 /-] [Invalid=0 /-]

Value	Label	Cases	Percentage
0	否	440	<div><div></div></div> 98.4%
1	是	7	<div><div></div></div> 1.6%

Warning: these figures indicate the number of cases found in the data file. They cannot be interpreted as summary statistics of the population of interest.

school5: 生命科學學院

Information	[Type= discrete] [Format=numeric] [Range= 0-1] [Missing=*]
Statistics [NW/ W]	[Valid=447 /-] [Invalid=0 /-]

Value	Label	Cases	Percentage
0	否	446	<div><div></div></div> 99.8%
1	是	1	<div><div></div></div> 0.2%

Warning: these figures indicate the number of cases found in the data file. They cannot be interpreted as summary statistics of the population of interest.

school6: 工學院

Information	[Type= discrete] [Format=numeric] [Range= 0-1] [Missing=*]
Statistics [NW/ W]	[Valid=447 /-] [Invalid=0 /-]

Value	Label	Cases	Percentage
0	否	434	<div><div></div></div> 97.1%
1	是	13	<div><div></div></div> 2.9%

Warning: these figures indicate the number of cases found in the data file. They cannot be interpreted as summary statistics of the population of interest.

school7: 社科院

Information	[Type= discrete] [Format=numeric] [Range= 0-1] [Missing=*]
Statistics [NW/ W]	[Valid=447 /-] [Invalid=0 /-]

Value	Label	Cases	Percentage
0	否	398	<div><div></div></div> 89.0%
1	是	49	<div><div></div></div> 11.0%

Warning: these figures indicate the number of cases found in the data file. They cannot be interpreted as summary statistics of the population of interest.

school8: 農學院

Information	[Type= discrete] [Format=numeric] [Range= 0-1] [Missing=*]
Statistics [NW/ W]	[Valid=447 /-] [Invalid=0 /-]

Value	Label	Cases	Percentage
0	否	429	<div><div></div></div> 96.0%
1	是	18	<div><div></div></div> 4.0%

Warning: these figures indicate the number of cases found in the data file. They cannot be interpreted as summary statistics of the population of interest.

File : data			
# school9: 教育學院			
Information		[Type= discrete] [Format=numeric] [Range= 0-1] [Missing=*]	
Statistics [NW/ W]		[Valid=447 /-] [Invalid=0 /-]	
Value	Label	Cases	Percentage
0	否	447	<div><div></div></div> 100.0%
1	是	0	<div><div></div></div>
Warning: these figures indicate the number of cases found in the data file. They cannot be interpreted as summary statistics of the population of interest.			
# other: 其他			
Information		[Type= discrete] [Format=numeric] [Range= 0-1] [Missing=*]	
Statistics [NW/ W]		[Valid=447 /-] [Invalid=0 /-]	
Value	Label	Cases	Percentage
0	否	440	<div><div></div></div> 98.4%
1	是	7	<div><div></div></div> 1.6%
Warning: these figures indicate the number of cases found in the data file. They cannot be interpreted as summary statistics of the population of interest.			
# workexperience: 工作經驗(月)			
Information		[Type= continuous] [Format=numeric] [Range= 0-96] [Missing=*]	
Statistics [NW/ W]		[Valid=447 /-] [Invalid=0 /-] [Mean=8.365 /-] [StdDev=13.611 /-]	
# findjob: 未來一年是否有要找正職			
Information		[Type= discrete] [Format=numeric] [Range= 1-2] [Missing=*]	
Statistics [NW/ W]		[Valid=447 /-] [Invalid=0 /-]	
Value	Label	Cases	Percentage
1	無	197	<div><div></div></div> 44.1%
2	有	250	<div><div></div></div> 55.9%
Warning: these figures indicate the number of cases found in the data file. They cannot be interpreted as summary statistics of the population of interest.			
# companyinfo: 對公司的認識程度			
Information		[Type= continuous] [Format=numeric] [Range= 1-4] [Missing=*]	
Statistics [NW/ W]		[Valid=447 /-] [Invalid=0 /-]	
Value	Label	Cases	Percentage
1	完全沒聽過	115	<div><div></div></div> 25.7%
2	曾經聽過	199	<div><div></div></div> 44.5%
3	有些許的了解	109	<div><div></div></div> 24.4%
4	十分熟悉	24	<div><div></div></div> 5.4%
Warning: these figures indicate the number of cases found in the data file. They cannot be interpreted as summary statistics of the population of interest.			
# JP1: 我知道就業市場上有哪些工作機會。			
Information		[Type= discrete] [Format=numeric] [Range= 1-5] [Missing=*/99]	
Statistics [NW/ W]		[Valid=446 /-] [Invalid=1 /-]	
Value	Label	Cases	Percentage
1	非常不同意	3	<div><div></div></div> 0.7%
2	不同意	40	<div><div></div></div> 9.0%
3	無意見	77	<div><div></div></div> 17.3%
4	同意	309	<div><div></div></div> 69.3%

File : data			
# JP1: 我知道就業市場上有哪些工作機會。			
Value	Label	Cases	Percentage
5	非常同意	17	<div><div></div></div> 3.8%
99	遺漏值	1	
Warning: these figures indicate the number of cases found in the data file. They cannot be interpreted as summary statistics of the population of interest.			
# JP2: 我有自信能在求職過程中展現自己的優勢。			
Information	[Type= discrete] [Format=numeric] [Range= 1-5] [Missing=*/99]		
Statistics [NW/ W]	[Valid=446 /-] [Invalid=1 /-]		
Value	Label	Cases	Percentage
1	非常不同意	4	<div><div></div></div> 0.9%
2	不同意	45	<div><div></div></div> 10.1%
3	無意見	129	<div><div></div></div> 28.9%
4	同意	242	<div><div></div></div> 54.3%
5	非常同意	26	<div><div></div></div> 5.8%
99	遺漏值	1	
Warning: these figures indicate the number of cases found in the data file. They cannot be interpreted as summary statistics of the population of interest.			
# JP3: 我相信自己有能力選擇應徵的工作。			
Information	[Type= discrete] [Format=numeric] [Range= 1-5] [Missing=*/99]		
Statistics [NW/ W]	[Valid=446 /-] [Invalid=1 /-]		
Value	Label	Cases	Percentage
1	非常不同意	1	<div><div></div></div> 0.2%
2	不同意	26	<div><div></div></div> 5.8%
3	無意見	98	<div><div></div></div> 22.0%
4	同意	291	<div><div></div></div> 65.2%
5	非常同意	30	<div><div></div></div> 6.7%
99	遺漏值	1	
Warning: these figures indicate the number of cases found in the data file. They cannot be interpreted as summary statistics of the population of interest.			
# JP4: 我相信我在面談過程中能讓雇主留下好的印象。			
Information	[Type= discrete] [Format=numeric] [Range= 1-5] [Missing=*/99]		
Statistics [NW/ W]	[Valid=446 /-] [Invalid=1 /-]		
Value	Label	Cases	Percentage
1	非常不同意	3	<div><div></div></div> 0.7%
2	不同意	21	<div><div></div></div> 4.7%
3	無意見	126	<div><div></div></div> 28.3%
4	同意	256	<div><div></div></div> 57.4%
5	非常同意	40	<div><div></div></div> 9.0%
99	遺漏值	1	
Warning: these figures indicate the number of cases found in the data file. They cannot be interpreted as summary statistics of the population of interest.			
# JP5: 我相信自己能夠妥善把握每個工作機會並做出正確的決定。			
Information	[Type= discrete] [Format=numeric] [Range= 1-5] [Missing=*/99]		
Statistics [NW/ W]	[Valid=446 /-] [Invalid=1 /-]		
Value	Label	Cases	Percentage
1	非常不同意	2	<div><div></div></div> 0.4%

File : data

JP5: 我相信自己能夠妥善把握每個工作機會並做出正確的決定。

Value	Label	Cases	Percentage
2	不同意	24	<div><div></div></div> 5.4%
3	無意見	129	<div><div></div></div> 28.9%
4	同意	261	<div><div></div></div> 58.5%
5	非常同意	30	<div><div></div></div> 6.7%
99	遺漏值	1	

Warning: these figures indicate the number of cases found in the data file. They cannot be interpreted as summary statistics of the population of interest.

JP6: 我知道如何找到我想要的工作。

Information	[Type= discrete] [Format=numeric] [Range= 1-5] [Missing=*/99]
Statistics [NW/ W]	[Valid=446 /-] [Invalid=1 /-]

Value	Label	Cases	Percentage
1	非常不同意	3	<div><div></div></div> 0.7%
2	不同意	61	<div><div></div></div> 13.7%
3	無意見	149	<div><div></div></div> 33.4%
4	同意	208	<div><div></div></div> 46.6%
5	非常同意	25	<div><div></div></div> 5.6%
99	遺漏值	1	

Warning: these figures indicate the number of cases found in the data file. They cannot be interpreted as summary statistics of the population of interest.

JP7: 如果我對某个工作很有興趣，我有自信能夠得到這份工作。

Information	[Type= discrete] [Format=numeric] [Range= 1-5] [Missing=*/99]
Statistics [NW/ W]	[Valid=445 /-] [Invalid=2 /-]

Value	Label	Cases	Percentage
1	非常不同意	3	<div><div></div></div> 0.7%
2	不同意	37	<div><div></div></div> 8.3%
3	無意見	140	<div><div></div></div> 31.5%
4	同意	229	<div><div></div></div> 51.5%
5	非常同意	36	<div><div></div></div> 8.1%
99	遺漏值	2	

Warning: these figures indicate the number of cases found in the data file. They cannot be interpreted as summary statistics of the population of interest.

JP8: 我懷疑自己是否能和其他求職者一樣找到許多工作機會。















Information	[Type= discrete] [Format=numeric] [Range= 1-5] [Missing=*/99]
Statistics [NW/ W]	[Valid=446 /-] [Invalid=1 /-]

Value	Label	Cases	Percentage
1	非常不同意	5	<div><div></div></div> 1.1%
2	不同意	70	<div><div></div></div> 15.7%
3	無意見	129	<div><div></div></div> 28.9%
4	同意	224	<div><div></div></div> 50.2%
5	非常同意	18	<div><div></div></div> 4.0%
99	遺漏值	1	

Warning: these figures indicate the number of cases found in the data file. They cannot be interpreted as summary statistics of the population of interest.

JP9: 我有能力找到工作相關的資訊。

Information	[Type= discrete] [Format=numeric] [Range= 1-5] [Missing=*/99]
--------------------	---

File : data			
# JP9: 我有能力找到工作相關的資訊。			
Statistics [NW/ W]		[Valid=446 /-] [Invalid=1 /-]	
Value	Label	Cases	Percentage
1	非常不同意	2	 0.4%
2	不同意	25	 5.6%
3	無意見	92	 20.6%
4	同意	288	 64.6%
5	非常同意	39	 8.7%
99	遺漏值	1	
<i>Warning: these figures indicate the number of cases found in the data file. They cannot be interpreted as summary statistics of the population of interest.</i>			
# JP10: 我比其他求職者知道更多的尋職管道。			
Information		[Type= discrete] [Format=numeric] [Range= 1-5] [Missing=*/99]	
Statistics [NW/ W]		[Valid=446 /-] [Invalid=1 /-]	
Value	Label	Cases	Percentage
1	非常不同意	5	 1.1%
2	不同意	82	 18.4%
3	無意見	238	 53.4%
4	同意	105	 23.5%
5	非常同意	16	 3.6%
99	遺漏值	1	
<i>Warning: these figures indicate the number of cases found in the data file. They cannot be interpreted as summary statistics of the population of interest.</i>			
# e1: 當我想找工作時，我腦海裡會第一個想到這家公司。			
Information		[Type= discrete] [Format=numeric] [Range= 1-5] [Missing=*/99]	
Statistics [NW/ W]		[Valid=445 /-] [Invalid=2 /-]	
Value	Label	Cases	Percentage
1	非常不同意	28	 6.3%
2	不同意	122	 27.4%
3	無意見	176	 39.6%
4	同意	105	 23.6%
5	非常同意	14	 3.1%
99	遺漏值	2	
<i>Warning: these figures indicate the number of cases found in the data file. They cannot be interpreted as summary statistics of the population of interest.</i>			
# e2: 在眾多雇主中，我能夠輕易地認出這家公司。			
Information		[Type= discrete] [Format=numeric] [Range= 1-5] [Missing=*/99]	
Statistics [NW/ W]		[Valid=444 /-] [Invalid=3 /-]	
Value	Label	Cases	Percentage
1	非常不同意	19	 4.3%
2	不同意	75	 16.9%
3	無意見	126	 28.4%
4	同意	178	 40.1%
5	非常同意	46	 10.4%
99	遺漏值	3	
<i>Warning: these figures indicate the number of cases found in the data file. They cannot be interpreted as summary statistics of the population of interest.</i>			

File : data			
# e3: 整體而言，我非常熟悉這家公司。			
Information	[Type= discrete] [Format=numeric] [Range= 1-5] [Missing=*/99]		
Statistics [NW/ W]	[Valid=444 /-] [Invalid=3 /-]		
Value	Label	Cases	Percentage
1	非常不同意	47	<div><div></div></div> 10.6%
2	不同意	131	<div><div></div></div> 29.5%
3	無意見	166	<div><div></div></div> 37.4%
4	同意	82	<div><div></div></div> 18.5%
5	非常同意	18	<div><div></div></div> 4.1%
99	遺漏值	3	
Warning: these figures indicate the number of cases found in the data file. They cannot be interpreted as summary statistics of the population of interest.			
# e4: 我知道這家公司曾經僱用過本校的學生。			
Information	[Type= discrete] [Format=numeric] [Range= 1-5] [Missing=*/99]		
Statistics [NW/ W]	[Valid=444 /-] [Invalid=3 /-]		
Value	Label	Cases	Percentage
1	非常不同意	37	<div><div></div></div> 8.3%
2	不同意	119	<div><div></div></div> 26.8%
3	無意見	148	<div><div></div></div> 33.3%
4	同意	101	<div><div></div></div> 22.7%
5	非常同意	39	<div><div></div></div> 8.8%
99	遺漏值	3	
Warning: these figures indicate the number of cases found in the data file. They cannot be interpreted as summary statistics of the population of interest.			
# e5: 這家公司提供了高於業界平均水準的薪資。			
Information	[Type= discrete] [Format=numeric] [Range= 1-5] [Missing=*/99]		
Statistics [NW/ W]	[Valid=444 /-] [Invalid=3 /-]		
Value	Label	Cases	Percentage
1	非常不同意	13	<div><div></div></div> 2.9%
2	不同意	66	<div><div></div></div> 14.9%
3	無意見	279	<div><div></div></div> 62.8%
4	同意	73	<div><div></div></div> 16.4%
5	非常同意	13	<div><div></div></div> 2.9%
99	遺漏值	3	
Warning: these figures indicate the number of cases found in the data file. They cannot be interpreted as summary statistics of the population of interest.			
# e6: 這家公司的工作地點是我很想要的。			
Information	[Type= discrete] [Format=numeric] [Range= 1-5] [Missing=*/99]		
Statistics [NW/ W]	[Valid=444 /-] [Invalid=3 /-]		
Value	Label	Cases	Percentage
1	非常不同意	13	<div><div></div></div> 2.9%
2	不同意	68	<div><div></div></div> 15.3%
3	無意見	208	<div><div></div></div> 46.8%
4	同意	134	<div><div></div></div> 30.2%
5	非常同意	21	<div><div></div></div> 4.7%
99	遺漏值	3	

File : data			
# e6: 這家公司的工作地點是我很想要的。			
<i>Warning: these figures indicate the number of cases found in the data file. They cannot be interpreted as summary statistics of the population of interest.</i>			
# e7: 這家公司提供了我很想要的工作內容。			
Information	[Type= discrete] [Format=numeric] [Range= 1-5] [Missing=*/99]		
Statistics [NW/ W]	[Valid=444 /-] [Invalid=3 /-]		
Value	Label	Cases	Percentage
1	非常不同意	12	<div><div></div></div> 2.7%
2	不同意	55	<div><div></div></div> 12.4%
3	無意見	200	<div><div></div></div> 45.0%
4	同意	158	<div><div></div></div> 35.6%
5	非常同意	19	<div><div></div></div> 4.3%
99	遺漏值	3	
<i>Warning: these figures indicate the number of cases found in the data file. They cannot be interpreted as summary statistics of the population of interest.</i>			
# e8: 在這家公司工作會有很好的晉升機會。			
Information	[Type= discrete] [Format=numeric] [Range= 1-5] [Missing=*/99]		
Statistics [NW/ W]	[Valid=443 /-] [Invalid=4 /-]		
Value	Label	Cases	Percentage
1	非常不同意	9	<div><div></div></div> 2.0%
2	不同意	40	<div><div></div></div> 9.0%
3	無意見	236	<div><div></div></div> 53.3%
4	同意	142	<div><div></div></div> 32.1%
5	非常同意	16	<div><div></div></div> 3.6%
99	遺漏值	4	
<i>Warning: these figures indicate the number of cases found in the data file. They cannot be interpreted as summary statistics of the population of interest.</i>			
# e9: 這家公司有良好的工作環境。			
Information	[Type= discrete] [Format=numeric] [Range= 1-5] [Missing=*/99]		
Statistics [NW/ W]	[Valid=443 /-] [Invalid=4 /-]		
Value	Label	Cases	Percentage
1	非常不同意	7	<div><div></div></div> 1.6%
2	不同意	17	<div><div></div></div> 3.8%
3	無意見	202	<div><div></div></div> 45.6%
4	同意	189	<div><div></div></div> 42.7%
5	非常同意	28	<div><div></div></div> 6.3%
99	遺漏值	4	
<i>Warning: these figures indicate the number of cases found in the data file. They cannot be interpreted as summary statistics of the population of interest.</i>			
# e10: 這家公司所指派的工作會是有趣的。			
Information	[Type= discrete] [Format=numeric] [Range= 1-5] [Missing=*/99]		
Statistics [NW/ W]	[Valid=443 /-] [Invalid=4 /-]		
Value	Label	Cases	Percentage
1	非常不同意	4	<div><div></div></div> 0.9%
2	不同意	36	<div><div></div></div> 8.1%
3	無意見	217	<div><div></div></div> 49.0%
4	同意	172	<div><div></div></div> 38.8%

File : data			
# e10: 這家公司所指派的工作會是有趣的。			
Value	Label	Cases	Percentage
5	非常同意	14	3.2%
99	遺漏值	4	
<i>Warning: these figures indicate the number of cases found in the data file. They cannot be interpreted as summary statistics of the population of interest.</i>			
# e11: 這家公司提供的工作是能讓人承擔起責任的。			
Information	[Type= discrete] [Format=numeric] [Range= 1-5] [Missing=*/99]		
Statistics [NW/ W]	[Valid=443 /-] [Invalid=4 /-]		
Value	Label	Cases	Percentage
1	非常不同意	3	0.7%
2	不同意	15	3.4%
3	無意見	179	40.4%
4	同意	213	48.1%
5	非常同意	33	7.4%
99	遺漏值	4	
<i>Warning: these figures indicate the number of cases found in the data file. They cannot be interpreted as summary statistics of the population of interest.</i>			
# e12: 這家公司能提供給我高於同業水準的福利。			
Information	[Type= discrete] [Format=numeric] [Range= 1-5] [Missing=*/99]		
Statistics [NW/ W]	[Valid=443 /-] [Invalid=4 /-]		
Value	Label	Cases	Percentage
1	非常不同意	2	0.5%
2	不同意	32	7.2%
3	無意見	234	52.8%
4	同意	158	35.7%
5	非常同意	17	3.8%
99	遺漏值	4	
<i>Warning: these figures indicate the number of cases found in the data file. They cannot be interpreted as summary statistics of the population of interest.</i>			
# e13: 在這家公司工作能讓我同時兼顧生活品質。			
Information	[Type= discrete] [Format=numeric] [Range= 1-5] [Missing=*/99]		
Statistics [NW/ W]	[Valid=443 /-] [Invalid=4 /-]		
Value	Label	Cases	Percentage
1	非常不同意	4	0.9%
2	不同意	31	7.0%
3	無意見	228	51.5%
4	同意	163	36.8%
5	非常同意	17	3.8%
99	遺漏值	4	
<i>Warning: these figures indicate the number of cases found in the data file. They cannot be interpreted as summary statistics of the population of interest.</i>			
# e14: 我相信我的同學會給予這家公司高度的評價。			
Information	[Type= discrete] [Format=numeric] [Range= 1-5] [Missing=*/99]		
Statistics [NW/ W]	[Valid=443 /-] [Invalid=4 /-]		
Value	Label	Cases	Percentage
1	非常不同意	3	0.7%

File : data

e14: 我相信我的同學會給予這家公司高度的評價。

Value	Label	Cases	Percentage
2	不同意	20	<div><div></div></div> 4.5%
3	無意見	190	<div><div></div></div> 42.9%
4	同意	190	<div><div></div></div> 42.9%
5	非常同意	40	<div><div></div></div> 9.0%
99	遺漏值	4	

Warning: these figures indicate the number of cases found in the data file. They cannot be interpreted as summary statistics of the population of interest.

e15: 我相信我的同學認為這家公司的形象是好的。

Information	[Type= discrete] [Format=numeric] [Range= 1-5] [Missing=*/99]
Statistics [NW/ W]	[Valid=442 /-] [Invalid=5 /-]

Value	Label	Cases	Percentage
1	非常不同意	1	<div><div></div></div> 0.2%
2	不同意	14	<div><div></div></div> 3.2%
3	無意見	149	<div><div></div></div> 33.7%
4	同意	234	<div><div></div></div> 52.9%
5	非常同意	44	<div><div></div></div> 10.0%
99	遺漏值	5	

Warning: these figures indicate the number of cases found in the data file. They cannot be interpreted as summary statistics of the population of interest.

e16: 我相信我的親友們會認為這家公司是擁有良好形象的。

Information	[Type= discrete] [Format=numeric] [Range= 1-5] [Missing=*/99]
Statistics [NW/ W]	[Valid=443 /-] [Invalid=4 /-]

Value	Label	Cases	Percentage
1	非常不同意	1	<div><div></div></div> 0.2%
2	不同意	13	<div><div></div></div> 2.9%
3	無意見	150	<div><div></div></div> 33.9%
4	同意	236	<div><div></div></div> 53.3%
5	非常同意	43	<div><div></div></div> 9.7%
99	遺漏值	4	

Warning: these figures indicate the number of cases found in the data file. They cannot be interpreted as summary statistics of the population of interest.

e17: 我相信我的親友們會認為這家公司是令人尊重的僱主。

Information	[Type= discrete] [Format=numeric] [Range= 1-5] [Missing=*/99]
Statistics [NW/ W]	[Valid=443 /-] [Invalid=4 /-]

Value	Label	Cases	Percentage
1	非常不同意	1	<div><div></div></div> 0.2%
2	不同意	11	<div><div></div></div> 2.5%
3	無意見	197	<div><div></div></div> 44.5%
4	同意	200	<div><div></div></div> 45.1%
5	非常同意	34	<div><div></div></div> 7.7%
99	遺漏值	4	

Warning: these figures indicate the number of cases found in the data file. They cannot be interpreted as summary statistics of the population of interest.

e18: 若有機會進入這家公司，我覺得同事們是很容易相處的。

Information	[Type= discrete] [Format=numeric] [Range= 1-5] [Missing=*/99]
-------------	---

File : data

e18: 若有機會進入這家公司，我覺得同事們是很容易相處的。

Statistics [NW/ W] [Valid=443 /-] [Invalid=4 /-]

Value	Label	Cases	Percentage
1	非常不同意	4	0.9%
2	不同意	12	2.7%
3	無意見	228	51.5%
4	同意	184	41.5%
5	非常同意	15	3.4%
99	遺漏值	4	

Warning: these figures indicate the number of cases found in the data file. They cannot be interpreted as summary statistics of the population of interest.

e19: 若有機會進入這家公司，我覺得同事們都是很有能力的。

Information [Type= discrete] [Format=numeric] [Range= 1-5] [Missing=*/99]

Statistics [NW/ W] [Valid=443 /-] [Invalid=4 /-]

Value	Label	Cases	Percentage
1	非常不同意	2	0.5%
2	不同意	11	2.5%
3	無意見	177	40.0%
4	同意	218	49.2%
5	非常同意	35	7.9%
99	遺漏值	4	

Warning: these figures indicate the number of cases found in the data file. They cannot be interpreted as summary statistics of the population of interest.

e20: 若有機會在這家公司工作，我覺得主管們都是很容易相處的。

Information [Type= discrete] [Format=numeric] [Range= 1-5] [Missing=*/99]

Statistics [NW/ W] [Valid=443 /-] [Invalid=4 /-]

Value	Label	Cases	Percentage
1	非常不同意	3	0.7%
2	不同意	18	4.1%
3	無意見	244	55.1%
4	同意	160	36.1%
5	非常同意	18	4.1%
99	遺漏值	4	

Warning: these figures indicate the number of cases found in the data file. They cannot be interpreted as summary statistics of the population of interest.

e21: 若有機會在這家公司工作，我覺得主管們都是很有能力的。

Information [Type= discrete] [Format=numeric] [Range= 1-5] [Missing=*/99]

Statistics [NW/ W] [Valid=443 /-] [Invalid=4 /-]

Value	Label	Cases	Percentage
1	非常不同意	3	0.7%
2	不同意	8	1.8%
3	無意見	167	37.7%
4	同意	218	49.2%
5	非常同意	47	10.6%
99	遺漏值	4	

Warning: these figures indicate the number of cases found in the data file. They cannot be interpreted as summary statistics of the population of interest.

# EK1: 當我想找工作時，我腦海裡會第一個想到這家公司。			
Information	[Type= discrete] [Format=numeric] [Range= 1-5] [Missing=*/99]		
Statistics [NW/ W]	[Valid=441 /-] [Invalid=6 /-]		
Value	Label	Cases	Percentage
1	非常不同意	12	<div><div></div></div> 2.7%
2	不同意	64	<div><div></div></div> 14.5%
3	無意見	154	<div><div></div></div> 34.9%
4	同意	185	<div><div></div></div> 42.0%
5	非常同意	26	<div><div></div></div> 5.9%
99	遺漏值	6	
Warning: these figures indicate the number of cases found in the data file. They cannot be interpreted as summary statistics of the population of interest.			
# EK2: 在眾多屋主中，我能夠輕易地認出這家公司。			
Information	[Type= discrete] [Format=numeric] [Range= 1-5] [Missing=*/99]		
Statistics [NW/ W]	[Valid=442 /-] [Invalid=5 /-]		
Value	Label	Cases	Percentage
1	非常不同意	7	<div><div></div></div> 1.6%
2	不同意	24	<div><div></div></div> 5.4%
3	無意見	97	<div><div></div></div> 21.9%
4	同意	266	<div><div></div></div> 60.2%
5	非常同意	48	<div><div></div></div> 10.9%
99	遺漏值	5	
Warning: these figures indicate the number of cases found in the data file. They cannot be interpreted as summary statistics of the population of interest.			
# EK3: 整體而言，我非常熟悉這家公司。			
Information	[Type= discrete] [Format=numeric] [Range= 1-5] [Missing=*/99]		
Statistics [NW/ W]	[Valid=442 /-] [Invalid=5 /-]		
Value	Label	Cases	Percentage
1	非常不同意	13	<div><div></div></div> 2.9%
2	不同意	45	<div><div></div></div> 10.2%
3	無意見	201	<div><div></div></div> 45.5%
4	同意	159	<div><div></div></div> 36.0%
5	非常同意	24	<div><div></div></div> 5.4%
99	遺漏值	5	
Warning: these figures indicate the number of cases found in the data file. They cannot be interpreted as summary statistics of the population of interest.			
# EK4: 我知道這家公司曾經僱用過本校的學生。			
Information	[Type= discrete] [Format=numeric] [Range= 1-5] [Missing=*/99]		
Statistics [NW/ W]	[Valid=442 /-] [Invalid=5 /-]		
Value	Label	Cases	Percentage
1	非常不同意	13	<div><div></div></div> 2.9%
2	不同意	54	<div><div></div></div> 12.2%
3	無意見	131	<div><div></div></div> 29.6%
4	同意	177	<div><div></div></div> 40.0%
5	非常同意	67	<div><div></div></div> 15.2%
99	遺漏值	5	
Warning: these figures indicate the number of cases found in the data file. They cannot be interpreted as summary statistics of the population of interest.			

# EK5: 這家公司提供了高於業界平均水準的薪資。			
Information	[Type= discrete] [Format=numeric] [Range= 1-5] [Missing=*/99]		
Statistics [NW/ W]	[Valid=442 /-] [Invalid=5 /-]		
Value	Label	Cases	Percentage
1	非常不同意	3	<div><div></div></div> 0.7%
2	不同意	30	<div><div></div></div> 6.8%
3	無意見	245	<div><div></div></div> 55.4%
4	同意	138	<div><div></div></div> 31.2%
5	非常同意	26	<div><div></div></div> 5.9%
99	遺漏值	5	
Warning: these figures indicate the number of cases found in the data file. They cannot be interpreted as summary statistics of the population of interest.			
# EK6: 這家公司的工作地點是我很想要的。			
Information	[Type= discrete] [Format=numeric] [Range= 1-5] [Missing=*/99]		
Statistics [NW/ W]	[Valid=442 /-] [Invalid=5 /-]		
Value	Label	Cases	Percentage
1	非常不同意	8	<div><div></div></div> 1.8%
2	不同意	56	<div><div></div></div> 12.7%
3	無意見	163	<div><div></div></div> 36.9%
4	同意	178	<div><div></div></div> 40.3%
5	非常同意	37	<div><div></div></div> 8.4%
99	遺漏值	5	
Warning: these figures indicate the number of cases found in the data file. They cannot be interpreted as summary statistics of the population of interest.			
# EK7: 這家公司提供了我很想要的工作內容。			
Information	[Type= discrete] [Format=numeric] [Range= 1-5] [Missing=*/99]		
Statistics [NW/ W]	[Valid=442 /-] [Invalid=5 /-]		
Value	Label	Cases	Percentage
1	非常不同意	5	<div><div></div></div> 1.1%
2	不同意	48	<div><div></div></div> 10.9%
3	無意見	170	<div><div></div></div> 38.5%
4	同意	182	<div><div></div></div> 41.2%
5	非常同意	37	<div><div></div></div> 8.4%
99	遺漏值	5	
Warning: these figures indicate the number of cases found in the data file. They cannot be interpreted as summary statistics of the population of interest.			
# EK8: 在這家公司工作會有很好的晉升機會。			
Information	[Type= discrete] [Format=numeric] [Range= 1-5] [Missing=*/99]		
Statistics [NW/ W]	[Valid=442 /-] [Invalid=5 /-]		
Value	Label	Cases	Percentage
1	非常不同意	3	<div><div></div></div> 0.7%
2	不同意	34	<div><div></div></div> 7.7%
3	無意見	191	<div><div></div></div> 43.2%
4	同意	182	<div><div></div></div> 41.2%
5	非常同意	32	<div><div></div></div> 7.2%
99	遺漏值	5	
Warning: these figures indicate the number of cases found in the data file. They cannot be interpreted as summary statistics of the population of interest.			

# EK9: 這家公司有良好的工作環境。			
Information	[Type= discrete] [Format=numeric] [Range= 1-5] [Missing=*/99]		
Statistics [NW/ W]	[Valid=442 /-] [Invalid=5 /-]		
Value	Label	Cases	Percentage
1	非常不同意	2	0.5%
2	不同意	5	1.1%
3	無意見	150	33.9%
4	同意	230	52.0%
5	非常同意	55	12.4%
99	遺漏值	5	
Warning: these figures indicate the number of cases found in the data file. They cannot be interpreted as summary statistics of the population of interest.			
# EK10: 這家公司所指派的工作會是有興趣的。			
Information	[Type= discrete] [Format=numeric] [Range= 1-5] [Missing=*/99]		
Statistics [NW/ W]	[Valid=442 /-] [Invalid=5 /-]		
Value	Label	Cases	Percentage
1	非常不同意	4	0.9%
2	不同意	21	4.8%
3	無意見	167	37.8%
4	同意	220	49.8%
5	非常同意	30	6.8%
99	遺漏值	5	
Warning: these figures indicate the number of cases found in the data file. They cannot be interpreted as summary statistics of the population of interest.			
# EK11: 這家公司提供的工作是能讓人承擔起責任的。			
Information	[Type= discrete] [Format=numeric] [Range= 1-5] [Missing=*/99]		
Statistics [NW/ W]	[Valid=442 /-] [Invalid=5 /-]		
Value	Label	Cases	Percentage
1	非常不同意	1	0.2%
2	不同意	11	2.5%
3	無意見	123	27.8%
4	同意	258	58.4%
5	非常同意	49	11.1%
99	遺漏值	5	
Warning: these figures indicate the number of cases found in the data file. They cannot be interpreted as summary statistics of the population of interest.			
# EK12: 這家公司能提供給我高於同業水準的福利。			
Information	[Type= discrete] [Format=numeric] [Range= 1-5] [Missing=*/99]		
Statistics [NW/ W]	[Valid=442 /-] [Invalid=5 /-]		
Value	Label	Cases	Percentage
1	非常不同意	3	0.7%
2	不同意	16	3.6%
3	無意見	211	47.7%
4	同意	175	39.6%
5	非常同意	37	8.4%
99	遺漏值	5	
Warning: these figures indicate the number of cases found in the data file. They cannot be interpreted as summary statistics of the population of interest.			

# EK13: 在這家公司工作能讓我同時兼顧生活品質。			
Information	[Type= discrete] [Format=numeric] [Range= 1-5] [Missing=*/99]		
Statistics [NW/ W]	[Valid=442 /-] [Invalid=5 /-]		
Value	Label	Cases	Percentage
1	非常不同意	5	1.1%
2	不同意	17	3.8%
3	無意見	171	38.7%
4	同意	219	49.5%
5	非常同意	30	6.8%
99	遺漏值	5	
Warning: these figures indicate the number of cases found in the data file. They cannot be interpreted as summary statistics of the population of interest.			
# EK14: 我相信我的同學會給予這家公司高度的評價。			
Information	[Type= discrete] [Format=numeric] [Range= 1-5] [Missing=*/99]		
Statistics [NW/ W]	[Valid=442 /-] [Invalid=5 /-]		
Value	Label	Cases	Percentage
1	非常不同意	1	0.2%
2	不同意	16	3.6%
3	無意見	126	28.5%
4	同意	244	55.2%
5	非常同意	55	12.4%
99	遺漏值	5	
Warning: these figures indicate the number of cases found in the data file. They cannot be interpreted as summary statistics of the population of interest.			
# EK15: 我相信我的同學認為這家公司的形象是好的。			
Information	[Type= discrete] [Format=numeric] [Range= 1-5] [Missing=*/99]		
Statistics [NW/ W]	[Valid=442 /-] [Invalid=5 /-]		
Value	Label	Cases	Percentage
1	非常不同意	2	0.5%
2	不同意	4	0.9%
3	無意見	99	22.4%
4	同意	267	60.4%
5	非常同意	70	15.8%
99	遺漏值	5	
Warning: these figures indicate the number of cases found in the data file. They cannot be interpreted as summary statistics of the population of interest.			
# EK16: 我相信我的親友們會認為這家公司是擁有良好形象的。			
Information	[Type= discrete] [Format=numeric] [Range= 1-5] [Missing=*/99]		
Statistics [NW/ W]	[Valid=442 /-] [Invalid=5 /-]		
Value	Label	Cases	Percentage
1	非常不同意	2	0.5%
2	不同意	9	2.0%
3	無意見	106	24.0%
4	同意	261	59.0%
5	非常同意	64	14.5%
99	遺漏值	5	
Warning: these figures indicate the number of cases found in the data file. They cannot be interpreted as summary statistics of the population of interest.			

# EK17: 我相信我的親友們會認為這家公司是令人尊重的僱主。			
Information	[Type= discrete] [Format=numeric] [Range= 1-5] [Missing=*/99]		
Statistics [NW/ W]	[Valid=442 /-] [Invalid=5 /-]		
Value	Label	Cases	Percentage
1	非常不同意	3	0.7%
2	不同意	9	2.0%
3	無意見	130	29.4%
4	同意	250	56.6%
5	非常同意	50	11.3%
99	遺漏值	5	
Warning: these figures indicate the number of cases found in the data file. They cannot be interpreted as summary statistics of the population of interest.			
# EK18: 若有機會進入這家公司，我覺得同事們都是很有能力的。			
Information	[Type= discrete] [Format=numeric] [Range= 1-5] [Missing=*/99]		
Statistics [NW/ W]	[Valid=442 /-] [Invalid=5 /-]		
Value	Label	Cases	Percentage
1	非常不同意	1	0.2%
2	不同意	9	2.0%
3	無意見	121	27.4%
4	同意	254	57.5%
5	非常同意	57	12.9%
99	遺漏值	5	
Warning: these figures indicate the number of cases found in the data file. They cannot be interpreted as summary statistics of the population of interest.			
# EK19: 若有機會進入這家公司，我覺得同事們是很容易相處的。			
Information	[Type= discrete] [Format=numeric] [Range= 1-5] [Missing=*/99]		
Statistics [NW/ W]	[Valid=442 /-] [Invalid=5 /-]		
Value	Label	Cases	Percentage
1	非常不同意	4	0.9%
2	不同意	10	2.3%
3	無意見	150	33.9%
4	同意	232	52.5%
5	非常同意	46	10.4%
99	遺漏值	5	
Warning: these figures indicate the number of cases found in the data file. They cannot be interpreted as summary statistics of the population of interest.			
# EK20: 若有機會在這家公司工作，我覺得主管們都是很有能力的。			
Information	[Type= discrete] [Format=numeric] [Range= 1-5] [Missing=*/99]		
Statistics [NW/ W]	[Valid=442 /-] [Invalid=5 /-]		
Value	Label	Cases	Percentage
1	非常不同意	2	0.5%
2	不同意	4	0.9%
3	無意見	120	27.1%
4	同意	246	55.7%
5	非常同意	70	15.8%
99	遺漏值	5	
Warning: these figures indicate the number of cases found in the data file. They cannot be interpreted as summary statistics of the population of interest.			

# EK21: 若有機會在這家公司工作，我覺得主管們都是很容易相處的。			
Information	[Type= discrete] [Format=numeric] [Range= 1-5] [Missing=*/99]		
Statistics [NW/ W]	[Valid=442 /-] [Invalid=5 /-]		
Value	Label	Cases	Percentage
1	非常不同意	2	0.5%
2	不同意	10	2.3%
3	無意見	168	38.0%
4	同意	213	48.2%
5	非常同意	49	11.1%
99	遺漏值	5	
Warning: these figures indicate the number of cases found in the data file. They cannot be interpreted as summary statistics of the population of interest.			
# PO22: 這家公司和我心目中的理想公司相符合。			
Information	[Type= discrete] [Format=numeric] [Range= 1-5] [Missing=*/99]		
Statistics [NW/ W]	[Valid=442 /-] [Invalid=5 /-]		
Value	Label	Cases	Percentage
1	非常不同意	4	0.9%
2	不同意	36	8.1%
3	無意見	164	37.1%
4	同意	204	46.2%
5	非常同意	34	7.7%
99	遺漏值	5	
Warning: these figures indicate the number of cases found in the data file. They cannot be interpreted as summary statistics of the population of interest.			
# PO23: 我覺得我的人格特質與這家公司的特色或形象相同。			
Information	[Type= discrete] [Format=numeric] [Range= 1-5] [Missing=*/99]		
Statistics [NW/ W]	[Valid=441 /-] [Invalid=6 /-]		
Value	Label	Cases	Percentage
1	非常不同意	8	1.8%
2	不同意	37	8.4%
3	無意見	186	42.2%
4	同意	168	38.1%
5	非常同意	42	9.5%
99	遺漏值	6	
Warning: these figures indicate the number of cases found in the data file. They cannot be interpreted as summary statistics of the population of interest.			
# PO24: 我覺得這家公司能滿足我的需求。			
Information	[Type= discrete] [Format=numeric] [Range= 1-5] [Missing=*/99]		
Statistics [NW/ W]	[Valid=441 /-] [Invalid=6 /-]		
Value	Label	Cases	Percentage
1	非常不同意	7	1.6%
2	不同意	30	6.8%
3	無意見	187	42.4%
4	同意	176	39.9%
5	非常同意	41	9.3%
99	遺漏值	6	
Warning: these figures indicate the number of cases found in the data file. They cannot be interpreted as summary statistics of the population of interest.			

# PO25: 我覺得這家公司很適合我。			
Information	[Type= discrete] [Format=numeric] [Range= 1-5] [Missing=*/99]		
Statistics [NW/ W]	[Valid=441 /-] [Invalid=6 /-]		
Value	Label	Cases	Percentage
1	非常不同意	9	<div><div></div></div> 2.0%
2	不同意	45	<div><div></div></div> 10.2%
3	無意見	186	<div><div></div></div> 42.2%
4	同意	172	<div><div></div></div> 39.0%
5	非常同意	29	<div><div></div></div> 6.6%
99	遺漏值	6	
Warning: these figures indicate the number of cases found in the data file. They cannot be interpreted as summary statistics of the population of interest.			
# OA26: 這會是一家值得工作的好公司。			
Information	[Type= discrete] [Format=numeric] [Range= 1-5] [Missing=*/99]		
Statistics [NW/ W]	[Valid=441 /-] [Invalid=6 /-]		
Value	Label	Cases	Percentage
1	非常不同意	3	<div><div></div></div> 0.7%
2	不同意	14	<div><div></div></div> 3.2%
3	無意見	132	<div><div></div></div> 29.9%
4	同意	237	<div><div></div></div> 53.7%
5	非常同意	55	<div><div></div></div> 12.5%
99	遺漏值	6	
Warning: these figures indicate the number of cases found in the data file. They cannot be interpreted as summary statistics of the population of interest.			
# OA27: 這家公司很關心自家的員工。			
Information	[Type= discrete] [Format=numeric] [Range= 1-5] [Missing=*/99]		
Statistics [NW/ W]	[Valid=441 /-] [Invalid=6 /-]		
Value	Label	Cases	Percentage
1	非常不同意	2	<div><div></div></div> 0.5%
2	不同意	16	<div><div></div></div> 3.6%
3	無意見	198	<div><div></div></div> 44.9%
4	同意	184	<div><div></div></div> 41.7%
5	非常同意	41	<div><div></div></div> 9.3%
99	遺漏值	6	
Warning: these figures indicate the number of cases found in the data file. They cannot be interpreted as summary statistics of the population of interest.			
# OA28: 我發現這是家很吸引人的公司。			
Information	[Type= discrete] [Format=numeric] [Range= 1-5] [Missing=*/99]		
Statistics [NW/ W]	[Valid=441 /-] [Invalid=6 /-]		
Value	Label	Cases	Percentage
1	非常不同意	3	<div><div></div></div> 0.7%
2	不同意	22	<div><div></div></div> 5.0%
3	無意見	172	<div><div></div></div> 39.0%
4	同意	195	<div><div></div></div> 44.2%
5	非常同意	49	<div><div></div></div> 11.1%
99	遺漏值	6	
Warning: these figures indicate the number of cases found in the data file. They cannot be interpreted as summary statistics of the population of interest.			

# OA29: 我會想知道更多關於這家公司的資訊。			
Information	[Type= discrete] [Format=numeric] [Range= 1-5] [Missing=*/99]		
Statistics [NW/ W]	[Valid=441 /-] [Invalid=6 /-]		
Value	Label	Cases	Percentage
1	非常不同意	5	<div><div></div></div> 1.1%
2	不同意	29	<div><div></div></div> 6.6%
3	無意見	139	<div><div></div></div> 31.5%
4	同意	205	<div><div></div></div> 46.5%
5	非常同意	63	<div><div></div></div> 14.3%
99	遺漏值	6	
Warning: these figures indicate the number of cases found in the data file. They cannot be interpreted as summary statistics of the population of interest.			
# OA30: 我想要到這家公司上班。			
Information	[Type= discrete] [Format=numeric] [Range= 1-5] [Missing=*/99]		
Statistics [NW/ W]	[Valid=441 /-] [Invalid=6 /-]		
Value	Label	Cases	Percentage
1	非常不同意	9	<div><div></div></div> 2.0%
2	不同意	45	<div><div></div></div> 10.2%
3	無意見	149	<div><div></div></div> 33.8%
4	同意	184	<div><div></div></div> 41.7%
5	非常同意	54	<div><div></div></div> 12.2%
99	遺漏值	6	
Warning: these figures indicate the number of cases found in the data file. They cannot be interpreted as summary statistics of the population of interest.			
# AI31: 如果這家公司有職缺，我會前去應徵。			
Information	[Type= discrete] [Format=numeric] [Range= 1-5] [Missing=*/99]		
Statistics [NW/ W]	[Valid=435 /-] [Invalid=12 /-]		
Value	Label	Cases	Percentage
1	非常不同意	7	<div><div></div></div> 1.6%
2	不同意	33	<div><div></div></div> 7.6%
3	無意見	116	<div><div></div></div> 26.7%
4	同意	219	<div><div></div></div> 50.3%
5	非常同意	60	<div><div></div></div> 13.8%
99	遺漏值	12	
Warning: these figures indicate the number of cases found in the data file. They cannot be interpreted as summary statistics of the population of interest.			
# AI32: 我希望能得到這家公司的面試機會。			
Information	[Type= discrete] [Format=numeric] [Range= 1-5] [Missing=*/99]		
Statistics [NW/ W]	[Valid=435 /-] [Invalid=12 /-]		
Value	Label	Cases	Percentage
1	非常不同意	7	<div><div></div></div> 1.6%
2	不同意	31	<div><div></div></div> 7.1%
3	無意見	126	<div><div></div></div> 29.0%
4	同意	201	<div><div></div></div> 46.2%
5	非常同意	70	<div><div></div></div> 16.1%
99	遺漏值	12	
Warning: these figures indicate the number of cases found in the data file. They cannot be interpreted as summary statistics of the population of interest.			

# AI33: 如果我正在找工作，我會優先向這家公司應徵。			
Information	[Type= discrete] [Format=numeric] [Range= 1-5] [Missing=*/99]		
Statistics [NW/ W]	[Valid=435 /-] [Invalid=12 /-]		
Value	Label	Cases	Percentage
1	非常不同意	8	<div><div></div></div> 1.8%
2	不同意	49	<div><div></div></div> 11.3%
3	無意見	155	<div><div></div></div> 35.6%
4	同意	163	<div><div></div></div> 37.5%
5	非常同意	60	<div><div></div></div> 13.8%
99	遺漏值	12	
Warning: these figures indicate the number of cases found in the data file. They cannot be interpreted as summary statistics of the population of interest.			
# AI34: 如果這家公司提供我工作機會，我會接受。			
Information	[Type= discrete] [Format=numeric] [Range= 1-5] [Missing=*/99]		
Statistics [NW/ W]	[Valid=435 /-] [Invalid=12 /-]		
Value	Label	Cases	Percentage
1	非常不同意	7	<div><div></div></div> 1.6%
2	不同意	13	<div><div></div></div> 3.0%
3	無意見	108	<div><div></div></div> 24.8%
4	同意	238	<div><div></div></div> 54.7%
5	非常同意	69	<div><div></div></div> 15.9%
99	遺漏值	12	
Warning: these figures indicate the number of cases found in the data file. They cannot be interpreted as summary statistics of the population of interest.			
# B1: 他/她看起來是個和善的人。			
Information	[Type= discrete] [Format=numeric] [Range= 1-5] [Missing=*/99]		
Statistics [NW/ W]	[Valid=438 /-] [Invalid=9 /-]		
Value	Label	Cases	Percentage
1	非常不同意	3	<div><div></div></div> 0.7%
2	不同意	4	<div><div></div></div> 0.9%
3	無意見	32	<div><div></div></div> 7.3%
4	同意	281	<div><div></div></div> 64.2%
5	非常同意	118	<div><div></div></div> 26.9%
99	遺漏值	9	
Warning: these figures indicate the number of cases found in the data file. They cannot be interpreted as summary statistics of the population of interest.			
# B2: 他/她看起來是支持我的。			
Information	[Type= discrete] [Format=numeric] [Range= 1-5] [Missing=*/99]		
Statistics [NW/ W]	[Valid=437 /-] [Invalid=10 /-]		
Value	Label	Cases	Percentage
1	非常不同意	3	<div><div></div></div> 0.7%
2	不同意	5	<div><div></div></div> 1.1%
3	無意見	161	<div><div></div></div> 36.8%
4	同意	205	<div><div></div></div> 46.9%
5	非常同意	63	<div><div></div></div> 14.4%
99	遺漏值	10	
Warning: these figures indicate the number of cases found in the data file. They cannot be interpreted as summary statistics of the population of interest.			

# B3: 他/她是個熱情的人。			
Information	[Type= discrete] [Format=numeric] [Range= 1-5] [Missing=*/99]		
Statistics [NW/ W]	[Valid=436 /-] [Invalid=11 /-]		
Value	Label	Cases	Percentage
1	非常不同意	2	0.5%
2	不同意	14	3.2%
3	無意見	71	16.3%
4	同意	242	55.5%
5	非常同意	107	24.5%
99	遺漏值	11	
Warning: these figures indicate the number of cases found in the data file. They cannot be interpreted as summary statistics of the population of interest.			
# B4: 他/她有給我忠告。			
Information	[Type= discrete] [Format=numeric] [Range= 1-5] [Missing=*/99]		
Statistics [NW/ W]	[Valid=436 /-] [Invalid=11 /-]		
Value	Label	Cases	Percentage
1	非常不同意	9	2.1%
2	不同意	19	4.4%
3	無意見	133	30.5%
4	同意	205	47.0%
5	非常同意	70	16.1%
99	遺漏值	11	
Warning: these figures indicate the number of cases found in the data file. They cannot be interpreted as summary statistics of the population of interest.			
# B5: 他/她是個有禮貌的。			
Information	[Type= discrete] [Format=numeric] [Range= 1-5] [Missing=*/99]		
Statistics [NW/ W]	[Valid=436 /-] [Invalid=11 /-]		
Value	Label	Cases	Percentage
1	非常不同意	2	0.5%
2	不同意	3	0.7%
3	無意見	36	8.3%
4	同意	280	64.2%
5	非常同意	115	26.4%
99	遺漏值	11	
Warning: these figures indicate the number of cases found in the data file. They cannot be interpreted as summary statistics of the population of interest.			
# B6: 他/她是個令人感到愉快的人。			
Information	[Type= discrete] [Format=numeric] [Range= 1-5] [Missing=*/99]		
Statistics [NW/ W]	[Valid=435 /-] [Invalid=12 /-]		
Value	Label	Cases	Percentage
1	非常不同意	3	0.7%
2	不同意	3	0.7%
3	無意見	77	17.7%
4	同意	239	54.9%
5	非常同意	113	26.0%
99	遺漏值	12	
Warning: these figures indicate the number of cases found in the data file. They cannot be interpreted as summary statistics of the population of interest.			

# B7: 我相當信任他/她。			
Information	[Type= discrete] [Format=numeric] [Range= 1-5] [Missing=*/99]		
Statistics [NW/ W]	[Valid=436 /-] [Invalid=11 /-]		
Value	Label	Cases	Percentage
1	非常不同意	2	0.5%
2	不同意	15	3.4%
3	無意見	151	34.6%
4	同意	196	45.0%
5	非常同意	72	16.5%
99	遺漏值	11	
Warning: these figures indicate the number of cases found in the data file. They cannot be interpreted as summary statistics of the population of interest.			
# B8: 他/她是個令人感到溫暖的人。			
Information	[Type= discrete] [Format=numeric] [Range= 1-5] [Missing=*/99]		
Statistics [NW/ W]	[Valid=436 /-] [Invalid=11 /-]		
Value	Label	Cases	Percentage
1	非常不同意	2	0.5%
2	不同意	9	2.1%
3	無意見	110	25.2%
4	同意	232	53.2%
5	非常同意	83	19.0%
99	遺漏值	11	
Warning: these figures indicate the number of cases found in the data file. They cannot be interpreted as summary statistics of the population of interest.			
# B9: 他/她是接受過專業訓練的。			
Information	[Type= discrete] [Format=numeric] [Range= 1-5] [Missing=*/99]		
Statistics [NW/ W]	[Valid=436 /-] [Invalid=11 /-]		
Value	Label	Cases	Percentage
1	非常不同意	4	0.9%
2	不同意	10	2.3%
3	無意見	61	14.0%
4	同意	242	55.5%
5	非常同意	119	27.3%
99	遺漏值	11	
Warning: these figures indicate the number of cases found in the data file. They cannot be interpreted as summary statistics of the population of interest.			
# B10: 他/她是知識豐富的。			
Information	[Type= discrete] [Format=numeric] [Range= 1-5] [Missing=*/99]		
Statistics [NW/ W]	[Valid=436 /-] [Invalid=11 /-]		
Value	Label	Cases	Percentage
1	非常不同意	3	0.7%
2	不同意	10	2.3%
3	無意見	81	18.6%
4	同意	234	53.7%
5	非常同意	108	24.8%
99	遺漏值	11	
Warning: these figures indicate the number of cases found in the data file. They cannot be interpreted as summary statistics of the population of interest.			

# B11: 他/她是夠資格傳達徵才訊息的。			
Information	[Type= discrete] [Format=numeric] [Range= 1-5] [Missing=*/99]		
Statistics [NW/ W]	[Valid=436 /-] [Invalid=11 /-]		
Value	Label	Cases	Percentage
1	非常不同意	4	0.9%
2	不同意	13	3.0%
3	無意見	65	14.9%
4	同意	228	52.3%
5	非常同意	126	28.9%
99	遺漏值	11	
Warning: these figures indicate the number of cases found in the data file. They cannot be interpreted as summary statistics of the population of interest.			
# B12: 他/她是經驗豐富的。			
Information	[Type= discrete] [Format=numeric] [Range= 1-5] [Missing=*/99]		
Statistics [NW/ W]	[Valid=436 /-] [Invalid=11 /-]		
Value	Label	Cases	Percentage
1	非常不同意	4	0.9%
2	不同意	6	1.4%
3	無意見	80	18.3%
4	同意	233	53.4%
5	非常同意	113	25.9%
99	遺漏值	11	
Warning: these figures indicate the number of cases found in the data file. They cannot be interpreted as summary statistics of the population of interest.			
# B13: 他/她是有工作熱忱的。			
Information	[Type= discrete] [Format=numeric] [Range= 1-5] [Missing=*/99]		
Statistics [NW/ W]	[Valid=436 /-] [Invalid=11 /-]		
Value	Label	Cases	Percentage
1	非常不同意	3	0.7%
2	不同意	8	1.8%
3	無意見	81	18.6%
4	同意	230	52.8%
5	非常同意	114	26.1%
99	遺漏值	11	
Warning: these figures indicate the number of cases found in the data file. They cannot be interpreted as summary statistics of the population of interest.			
# B14: 他/她是可信賴的。			
Information	[Type= discrete] [Format=numeric] [Range= 1-5] [Missing=*/99]		
Statistics [NW/ W]	[Valid=436 /-] [Invalid=11 /-]		
Value	Label	Cases	Percentage
1	非常不同意	2	0.5%
2	不同意	2	0.5%
3	無意見	113	25.9%
4	同意	220	50.5%
5	非常同意	99	22.7%
99	遺漏值	11	
Warning: these figures indicate the number of cases found in the data file. They cannot be interpreted as summary statistics of the population of interest.			

# B15: 他/她是個誠實的人。				
Information		[Type= discrete] [Format=numeric] [Range= 1-5] [Missing=*/99]		
Statistics [NW/ W]		[Valid=436 /-] [Invalid=11 /-]		
Value	Label	Cases	Percentage	
1	非常不同意	2	<div><div></div></div> 0.5%	
2	不同意	5	<div><div></div></div> 1.1%	
3	無意見	118	<div><div></div></div> 27.1%	
4	同意	229	<div><div></div></div> 52.5%	
5	非常同意	82	<div><div></div></div> 18.8%	
99	遺漏值	11		
Warning: these figures indicate the number of cases found in the data file. They cannot be interpreted as summary statistics of the population of interest.				
# L1: 他/她有我喜歡的特質。				
Information		[Type= discrete] [Format=numeric] [Range= 1-5] [Missing=*/99]		
Statistics [NW/ W]		[Valid=436 /-] [Invalid=11 /-]		
Value	Label	Cases	Percentage	
1	非常不同意	4	<div><div></div></div> 0.9%	
2	不同意	14	<div><div></div></div> 3.2%	
3	無意見	148	<div><div></div></div> 33.9%	
4	同意	190	<div><div></div></div> 43.6%	
5	非常同意	80	<div><div></div></div> 18.3%	
99	遺漏值	11		
Warning: these figures indicate the number of cases found in the data file. They cannot be interpreted as summary statistics of the population of interest.				

# L2: 如果有機會，我希望能在活動結束後與他/她互動。			
Information	[Type= discrete] [Format=numeric] [Range= 1-5] [Missing=*/99]		
Statistics [NW/ W]	[Valid=436 /-] [Invalid=11 /-]		
Value	Label	Cases	Percentage
1	非常不同意	4	0.9%
2	不同意	25	5.7%
3	無意見	171	39.2%
4	同意	171	39.2%
5	非常同意	65	14.9%
99	遺漏值	11	
Warning: these figures indicate the number of cases found in the data file. They cannot be interpreted as summary statistics of the population of interest.			
# L3: 我個人相當喜歡他/她。			
Information	[Type= discrete] [Format=numeric] [Range= 1-5] [Missing=*/99]		
Statistics [NW/ W]	[Valid=436 /-] [Invalid=11 /-]		
Value	Label	Cases	Percentage
1	非常不同意	4	0.9%
2	不同意	23	5.3%
3	無意見	168	38.5%
4	同意	172	39.4%
5	非常同意	69	15.8%
99	遺漏值	11	
Warning: these figures indicate the number of cases found in the data file. They cannot be interpreted as summary statistics of the population of interest.			
# L4: 我希望能有更多時間向他/她請教求職相關問題。			
Information	[Type= discrete] [Format=numeric] [Range= 1-5] [Missing=*/99]		
Statistics [NW/ W]	[Valid=435 /-] [Invalid=12 /-]		
Value	Label	Cases	Percentage
1	非常不同意	4	0.9%
2	不同意	16	3.7%
3	無意見	143	32.9%
4	同意	195	44.8%
5	非常同意	77	17.7%
99	遺漏值	12	
Warning: these figures indicate the number of cases found in the data file. They cannot be interpreted as summary statistics of the population of interest.			