

台灣 (Taiwan, ROC)

張卿卿

傳播調查資料庫 第一期第二次(2013)：網路使用行為

Study Documentation

March 10, 2020

Metadata Production

| | |
|----------------------|--|
| Metadata Producer(s) | 學術調查研究資料庫(Survey Research Data Archive) (SRDA) , 中央研究院人社中心調查研究 專題中心 , DDI文件製作 |
| Production Date | March 10, 2020 |
| Version | 2.0版, 參考IHSN Nesstar Template修改 |
| Identification | D00159 |

Table of Contents

| | |
|---|--------------------|
| Overview | 4 |
| Scope & Coverage | 4 |
| Producers & Sponsors | 4 |
| Data Collection | 4 |
| Data Processing & Appraisal | 5 |
| Accessibility | 5 |
| Files Description | 6 |
| data | 6 |
| Variables Group(s) | 7 |
| 編號、分層 | 7 |
| A、基本狀況 | 7 |
| B、傳播行為(人際及通訊篇) | 7 |
| C、傳播行為(報紙篇) | 8 |
| D、傳播行為(雜誌篇) | 12 |
| E、傳播行為(廣播篇) | 12 |
| F、傳播行為(電視篇) | 12 |
| G、傳播行為(電影篇) | 13 |
| H、網路使用情形 | 14 |
| I、社交網站篇 | 21 |
| J、雙重媒體使用篇 | 23 |
| K、數位娛樂篇 | 24 |
| L、網路消費篇 | 25 |
| M、網路展集篇 | 25 |
| N、網路素養篇 | 26 |
| O、公民參與篇 | 28 |
| P、工作狀況 | 32 |
| Q、網路閱聽人測量計畫篩選題 | 32 |
| Variables Description | 37 |
| data | 38 |

傳播調查資料庫 第一期第二次(2013)：網路使用行為

The 2013 Taiwan Communication Survey (Phase one, Year Two) : Internet Usage Behavior

| Overview | |
|----------------|--|
| Type | 台灣傳播調查資料庫 |
| Identification | D00159 |
| Version | Production Date: 2020-03-13 2 Notes 20200313_刪除訪問紀錄相關變項 |

Abstract

「臺灣傳播調查資料庫」承襲了「臺灣社會變遷基本調查計畫」的研究精神，為一長期性學術調查計畫。由臺灣各傳播學者自組委員會，第一期計畫時程為期三年(2011.10~2014.09)，年度調查除了針對主要媒體使用行為進行訪查外，每年亦以不同的次主題切入，希望藉由長期性的調查，能深入描述臺灣閱聽眾的媒體使用狀態，以建立更具完整性與主題性的資料庫，幫助學者對於臺灣傳播現況及未來發展，做更全盤性的分析與理論建構，並進一步做為未來政府擬訂傳播政策的重要依據。

本計畫之第一期第二次(2013)主題是針對「網路使用行為」為調查主軸，除沿用資料庫第一期第一次傳播行為基本題組，資料庫研究團隊更將調查分為「新興媒體」(包含社交媒體、行動通訊與手持裝置)、「新興現象」(包含數位閱讀、數位娛樂、電子商務及行銷、資訊展集)、「網路素養」等三個面向，並於2012年7月公開徵求加掛題組，徵稿於8月底截止收件後，計畫推動委員會於9月初針對所投遞之計畫書召開評論會，徵選出七組合適之加掛題組，其題組面向分別為「社交媒體(social media)」、「多重媒體使用」、「數位娛樂」、「電子商務及行銷」、「網路公民參與」、「資訊展集(curation)」及「網路素養」，完訪樣本數為2,000份。

| | |
|------------------|----|
| Kind of Data | 抽查 |
| Unit of Analysis | 個人 |

Scope & Coverage

| | |
|---------------------|---------------------|
| Time Period(s) | 2013 |
| Countries | 台灣 (Taiwan, ROC) |
| Geographic Coverage | 台灣地區 |
| Universe | 台灣地區年滿十八歲及以上之中華民國國民 |

Producers & Sponsors

| | |
|-------------------------|------------|
| Primary Investigator(s) | 張卿卿 |
| Other Producer(s) | 國立政治大學廣告學系 |
| Funding Agency/ies | 行政院國家科學委員會 |

Data Collection

| | |
|-----------------------|------------------------------------|
| Data Collection Dates | start 2013-06-10 end 2013-09-10 |
|-----------------------|------------------------------------|

| | |
|-----------------------------|------------------------------------|
| Time Period(s) | start 2011-10-01 end 2014-12-30 |
| Data Collection Mode | 面對面訪問 |

Data Processing & Appraisal

Data Editing

中央研究院人文社會科學研究中心調查研究專題中心所進行的資料整理方式，為不合理值檢核。

Accessibility

| | |
|-----------------------|--|
| Contact(s) | 學術調查研究資料庫(Survey Research Data Archive) (中央研究院人社中心調查研究專題中心) , https://srda.sinica.edu.tw , srda@gate.sinica.edu.tw |
| Distributor(s) | 學術調查研究資料庫(Survey Research Data Archive) |
| Depositor(s) | 國立政治大學廣告學系 |

Access Conditions

標準版(一般會員、院內會員直接下載)

Files Description

Dataset contains 1 file(s)

| data | |
|---------------|------|
| # Cases | 2000 |
| # Variable(s) | 486 |

Variables Group(s)

Dataset contains 18 group(s)

| Group 編號、分層 | | | | | | | |
|-------------|------|-------|------------|-------------|-------|---------|----------|
| # | Name | Label | Type | Format | Valid | Invalid | Question |
| 1 | id | 編號 | continuous | numeric-8.0 | 2000 | 0 | - |
| 2 | area | 分層 | discrete | numeric-8.0 | 2000 | 0 | - |

| Group A、基本狀況 | | | | | | | |
|--------------|----------|-----------------------------|------------|--------------|-------|---------|----------|
| # | Name | Label | Type | Format | Valid | Invalid | Question |
| 1 | a1 | A1.性別 | discrete | numeric-8.0 | 2000 | 0 | - |
| 2 | age | 年齡分層 | discrete | numeric-8.0 | 2000 | 0 | - |
| 3 | a2 | A2.請問您是民國哪一年出生的?民國__年 | continuous | numeric-8.0 | 2000 | 0 | - |
| 4 | a3 | A3.請問您在那一個縣市出生? | discrete | numeric-8.0 | 2000 | 0 | - |
| 5 | a3_other | A3.請問您在那一個縣市出生?其他__ | discrete | character-50 | 21 | 0 | - |
| 6 | a4 | A4.請問您父親是哪裡人?(以籍貫為主) | discrete | numeric-8.0 | 2000 | 0 | - |
| 7 | a4_other | A4.請問您父親是哪裡人?(以籍貫為主)其他__ | discrete | character-50 | 13 | 0 | - |
| 8 | a5 | A5.請問您母親是哪裡人?(以籍貫為主) | discrete | numeric-8.0 | 2000 | 0 | - |
| 9 | a5_other | A5.請問您母親是哪裡人?(以籍貫為主)其他__ | discrete | character-50 | 10 | 0 | - |
| 10 | a6 | A6.請問您的婚姻狀況是? | discrete | numeric-8.0 | 2000 | 0 | - |
| 11 | a6_other | A6.請問您的婚姻狀況是?其他__ | discrete | character-50 | 0 | 0 | - |
| 12 | a7 | A7.請問您有沒有小孩? | discrete | numeric-8.0 | 2000 | 0 | - |
| 13 | a8.1 | A8.1.請問您有幾個小孩?(個) | continuous | numeric-8.0 | 1123 | 877 | - |
| 14 | a8.2 | A8.2.其中12歲以下的小孩有幾個?(個) | continuous | numeric-8.0 | 1123 | 877 | - |
| 15 | a9 | A9.請問您的教育程度是(包含肄業、就學中): | discrete | numeric-8.0 | 2000 | 0 | - |
| 16 | a9_other | A9.請問您的教育程度是(包含肄業、就學中):其他__ | discrete | character-50 | 4 | 0 | - |

| Group B、傳播行為(人際及通訊篇) | | | | | | | |
|----------------------|------|--------------------------------|----------|-------------|-------|---------|----------|
| # | Name | Label | Type | Format | Valid | Invalid | Question |
| 1 | b1a | B1a.請問您透過面對面(非視訊)的方式與他人聊天的頻率是? | discrete | numeric-8.0 | 2000 | 0 | - |
| 2 | b1b | B1b.請問您最常與誰一起面對面(非視訊)聊天? | discrete | numeric-8.0 | 1887 | 113 | - |

| # | Name | Label | Type | Format | Valid | Invalid | Question |
|----|-----------|--|----------|--------------|-------|---------|----------|
| 3 | b1b_other | B1b.請問您最常與誰一起面對面(非視訊)聊天?其他人(請說明)__ | discrete | character-50 | 85 | 0 | - |
| 4 | b2a | B2a.請問您有沒有使用手機? | discrete | numeric-8.0 | 2000 | 0 | - |
| 5 | b2b | B2b.請問您透過其他方式(非面對面, 例如透過電話、網路等方式)與他人聊天的頻率是? | discrete | numeric-8.0 | 2000 | 0 | - |
| 6 | b2c.1 | B2c.1.請問您會透過何種非面對面的方式與他人聊天?(複選題)-電話(包含行動電話) | discrete | numeric-8.0 | 1713 | 287 | - |
| 7 | b2c.2 | B2c.2.請問您會透過何種非面對面的方式與他人聊天?(複選題)-網路(包含語音與文字) | discrete | numeric-8.0 | 911 | 1089 | - |
| 8 | b2c.3 | B2c.3.請問您會透過何種非面對面的方式與他人聊天?(複選題)-其他 | discrete | numeric-8.0 | 7 | 1993 | - |
| 9 | b2c_other | B2c.other.請問您會透過何種非面對面的方式與他人聊天?(複選題)-其他__ | discrete | character-50 | 7 | 0 | - |
| 10 | b2d | B2d.請問您最常與誰透過非面對面的方式一起聊天? | discrete | numeric-8.0 | 1902 | 98 | - |
| 11 | b2d_other | B2d.other.請問您最常與誰透過非面對面的方式一起聊天?其他人(請說明)__ | discrete | character-50 | 24 | 0 | - |

Group C、傳播行為(報紙篇)

| # | Name | Label | Type | Format | Valid | Invalid | Question |
|---|-----------------|--|------------|-------------|-------|---------|----------|
| 1 | c1a | C1a.請問您每週平均有幾天會看報紙(僅限於紙本)? | continuous | numeric-8.1 | 2000 | 0 | - |
| 2 | c1b_combination | C1b.請問您如果有讀報紙(紙本)的那一天, 您一整天大概會看多久?(時分合併) | discrete | numeric-8.1 | 1091 | 909 | - |
| 3 | c1b | C1b.請問您如果有讀報紙(紙本)的那一天, 您一整天大概會看多久?__時 | continuous | numeric-8.0 | 1091 | 909 | - |
| 4 | c1b_minute | C1b.請問您如果有讀報紙(紙本)的那一天, 您一整天大概會看多久?__分 | continuous | numeric-8.0 | 1091 | 909 | - |
| 5 | c1c.1 | C1c.1.請問您最常看哪幾份報紙?(可複選)-自由時報 | discrete | numeric-8.0 | 523 | 1477 | - |
| 6 | c1c.2 | C1c.2.請問您最常看哪幾份報紙?(可複選)-蘋果日報 | discrete | numeric-8.0 | 614 | 1386 | - |
| 7 | c1c.3 | C1c.3.請問您最常看哪幾份報紙?(可複選)-聯合報 | discrete | numeric-8.0 | 334 | 1666 | - |
| 8 | c1c.4 | C1c.4.請問您最常看哪幾份報紙?(可複選)-中國時報 | discrete | numeric-8.0 | 253 | 1747 | - |
| 9 | c1c.5 | C1c.5.請問您最常看哪幾份報紙?(可複選)-經濟日報 | discrete | numeric-8.0 | 93 | 1907 | - |

| # | Name | Label | Type | Format | Valid | Invalid | Question |
|----|--------|--|----------|-------------|-------|---------|----------|
| 10 | c1c.6 | C1c.6.請問您最常看哪幾份報紙?(可複選)-工商時報 | discrete | numeric-8.0 | 63 | 1937 | - |
| 11 | c1c.7 | C1c.7.請問您最常看哪幾份報紙?(可複選)-聯合晚報 | discrete | numeric-8.0 | 70 | 1930 | - |
| 12 | c1c.8 | C1c.8.請問您最常看哪幾份報紙?(可複選)-爽報(免費報紙) | discrete | numeric-8.0 | 63 | 1937 | - |
| 13 | c1c.9 | C1c.9.請問您最常看哪幾份報紙?(可複選)-Upaper(免費報紙) | discrete | numeric-8.0 | 25 | 1975 | - |
| 14 | c1c.10 | C1c.10.請問您最常看哪幾份報紙?(可複選)-中華日報(臺南市) | discrete | numeric-8.0 | 35 | 1965 | - |
| 15 | c1c.11 | C1c.11.請問您最常看哪幾份報紙?(可複選)-臺灣時報(高雄市) | discrete | numeric-8.0 | 4 | 1996 | - |
| 16 | c1c.12 | C1c.12.請問您最常看哪幾份報紙?(可複選)-人間福報 | discrete | numeric-8.0 | 26 | 1974 | - |
| 17 | c1c.13 | C1c.13.請問您最常看哪幾份報紙?(可複選)-更生日報(花蓮縣、臺東縣) | discrete | numeric-8.0 | 16 | 1984 | - |
| 18 | c1c.14 | C1c.14.請問您最常看哪幾份報紙?(可複選)-國語日報 | discrete | numeric-8.0 | 4 | 1996 | - |
| 19 | c1c.15 | C1c.15.請問您最常看哪幾份報紙?(可複選)-青年日報 | discrete | numeric-8.0 | 2 | 1998 | - |
| 20 | c1c.16 | C1c.16.請問您最常看哪幾份報紙?(可複選)-China Post | discrete | numeric-8.0 | 2 | 1998 | - |
| 21 | c1c.17 | C1c.17.請問您最常看哪幾份報紙?(可複選)-旺報 | discrete | numeric-8.0 | 3 | 1997 | - |
| 22 | c1c.18 | C1c.18.請問您最常看哪幾份報紙?(可複選)-中國經濟通訊社CENS | discrete | numeric-8.0 | 1 | 1999 | - |
| 23 | c1c.19 | C1c.19.請問您最常看哪幾份報紙?(可複選)-Taipei Times | discrete | numeric-8.0 | 2 | 1998 | - |
| 24 | c1c.20 | C1c.20.請問您最常看哪幾份報紙?(可複選)-馬祖日報 | discrete | numeric-8.0 | 9 | 1991 | - |
| 25 | c1c.21 | C1c.21.請問您最常看哪幾份報紙?(可複選)-金門日報 | discrete | numeric-8.0 | 1 | 1999 | - |
| 26 | c1c.22 | C1c.22.請問您最常看哪幾份報紙?(可複選)-民眾日報(高雄市) | discrete | numeric-8.0 | 0 | 2000 | - |
| 27 | c1c.23 | C1c.23.請問您最常看哪幾份報紙?(可複選)-台灣新聞報(高雄市) | discrete | numeric-8.0 | 0 | 2000 | - |
| 28 | c1c.24 | C1c.24.請問您最常看哪幾份報紙?(可複選)-台中日報(臺中市) | discrete | numeric-8.0 | 0 | 2000 | - |

| # | Name | Label | Type | Format | Valid | Invalid | Question |
|----|--------|---|----------|-------------|-------|---------|----------|
| 29 | c1c.25 | C1c.25.請問您最常看哪幾份報紙?(可複選)-台中晚報(臺中市) | discrete | numeric-8.0 | 0 | 2000 | - |
| 30 | c1c.26 | C1c.26.請問您最常看哪幾份報紙?(可複選)-台中時報(臺中市) | discrete | numeric-8.0 | 0 | 2000 | - |
| 31 | c1c.27 | C1c.27.請問您最常看哪幾份報紙?(可複選)-旱溪地區報(臺中市) | discrete | numeric-8.0 | 0 | 2000 | - |
| 32 | c1c.28 | C1c.28.請問您最常看哪幾份報紙?(可複選)-東方快報(花蓮縣) | discrete | numeric-8.0 | 3 | 1997 | - |
| 33 | c1c.29 | C1c.29.請問您最常看哪幾份報紙?(可複選)-享活誌(新北市) | discrete | numeric-8.0 | 0 | 2000 | - |
| 34 | c1c.30 | C1c.30.請問您最常看哪幾份報紙?(可複選)-巨報(嘉義縣、嘉義市) | discrete | numeric-8.0 | 2 | 1998 | - |
| 35 | c1c.31 | C1c.31.請問您最常看哪幾份報紙?(可複選)-台灣教會公報(清領時期創立) | discrete | numeric-8.0 | 0 | 2000 | - |
| 36 | c1c.32 | C1c.32.請問您最常看哪幾份報紙?(可複選)-基督教論壇報 | discrete | numeric-8.0 | 1 | 1999 | - |
| 37 | c1c.33 | C1c.33.請問您最常看哪幾份報紙?(可複選)-天主教週報 | discrete | numeric-8.0 | 1 | 1999 | - |
| 38 | c1c.34 | C1c.34.請問您最常看哪幾份報紙?(可複選)-前鋒招標日報 | discrete | numeric-8.0 | 0 | 2000 | - |
| 39 | c1c.35 | C1c.35.請問您最常看哪幾份報紙?(可複選)-台灣新生報 | discrete | numeric-8.0 | 1 | 1999 | - |
| 40 | c1c.36 | C1c.36.請問您最常看哪幾份報紙?(可複選)-大紀元時報 | discrete | numeric-8.0 | 10 | 1990 | - |
| 41 | c1c.37 | C1c.37.請問您最常看哪幾份報紙?(可複選)-國語週刊 | discrete | numeric-8.0 | 1 | 1999 | - |
| 42 | c1c.38 | C1c.38.請問您最常看哪幾份報紙?(可複選)-台灣立報 | discrete | numeric-8.0 | 0 | 2000 | - |
| 43 | c1c.39 | C1c.39.請問您最常看哪幾份報紙?(可複選)-破報 | discrete | numeric-8.0 | 0 | 2000 | - |
| 44 | c1c.40 | C1c.40.請問您最常看哪幾份報紙?(可複選)-都會時報 | discrete | numeric-8.0 | 0 | 2000 | - |
| 45 | c1c.41 | C1c.41.請問您最常看哪幾份報紙?(可複選)-台灣時報 | discrete | numeric-8.0 | 1 | 1999 | - |
| 46 | c1c.42 | C1c.42.請問您最常看哪幾份報紙?(可複選)-電子時報 | discrete | numeric-8.0 | 2 | 1998 | - |

| # | Name | Label | Type | Format | Valid | Invalid | Question |
|----|------------|--|------------|--------------|-------|---------|----------|
| 47 | c1c.43 | C1c.43.請問您最常看哪幾份報紙?(可複選)-Taiwan News | discrete | numeric-8.0 | 4 | 1996 | - |
| 48 | c1c.44 | C1c.44.請問您最常看哪幾份報紙?(可複選)-其他 | discrete | numeric-8.0 | 1 | 1999 | - |
| 49 | c1c_other | C1c.other.請問您最常看哪幾份報紙?(可複選)-其他— | discrete | character-50 | 1 | 0 | - |
| 50 | c2a | C2a.請問您每週平均有幾天會看網路新聞? | continuous | numeric-8.1 | 2000 | 0 | - |
| 51 | c2b_time | C2b.請問您如果有看網路新聞的那一天, 您一整天大概會看多久?(時分合併) | discrete | numeric-8.1 | 960 | 1040 | - |
| 52 | c2b | C2b.請問您如果有看網路新聞的那一天, 您一整天大概會看多久?__時 | continuous | numeric-8.0 | 960 | 1040 | - |
| 53 | c2b_minute | C2b.請問您如果有看網路新聞的那一天, 您一整天大概會看多久?__分 | continuous | numeric-8.0 | 960 | 1040 | - |
| 54 | c2c | C2c.1.請問您最常看哪幾個網站的新聞?(可複選)-聯合新聞網 | discrete | numeric-8.0 | 199 | 1801 | - |
| 55 | c2c.2 | C2c.2.請問您最常看哪幾個網站的新聞?(可複選)-中時電子報 | discrete | numeric-8.0 | 84 | 1916 | - |
| 56 | c2c.3 | C2c.3.請問您最常看哪幾個網站的新聞?(可複選)-壹蘋果 | discrete | numeric-8.0 | 294 | 1706 | - |
| 57 | c2c.4 | C2c.4.請問您最常看哪幾個網站的新聞?(可複選)-自由時報 | discrete | numeric-8.0 | 66 | 1934 | - |
| 58 | c2c.5 | C2c.5.請問您最常看哪幾個網站的新聞?(可複選)-Nownews(今日新聞) | discrete | numeric-8.0 | 110 | 1890 | - |
| 59 | c2c.6 | C2c.6.請問您最常看哪幾個網站的新聞?(可複選)-Yahoo!奇摩 | discrete | numeric-8.0 | 791 | 1209 | - |
| 60 | c2c.7 | C2c.7.請問您最常看哪幾個網站的新聞?(可複選)-Google(谷歌) | discrete | numeric-8.0 | 182 | 1818 | - |
| 61 | c2c.8 | C2c.8.請問您最常看哪幾個網站的新聞?(可複選)-MSN(微軟即時通訊) | discrete | numeric-8.0 | 33 | 1967 | - |
| 62 | c2c.9 | C2c.9.請問您最常看哪幾個網站的新聞?(可複選)-PC Home(網路家庭) | discrete | numeric-8.0 | 20 | 1980 | - |
| 63 | c2c.10 | C2c.10.請問您最常看哪幾個網站的新聞?(可複選)-BBS(電子佈告欄) | discrete | numeric-8.0 | 54 | 1946 | - |
| 64 | c2c.11 | C2c.11.請問您最常看哪幾個網站的新聞?(可複選)-其他 | discrete | numeric-8.0 | 13 | 1987 | - |
| 65 | c2c_other | C2c.other.請問您最常看哪幾個網站的新聞?(可複選)-其他— | discrete | character-50 | 13 | 0 | - |

| Group D、傳播行為(雜誌篇) | | | | | | | |
|--------------------------|------------|--|------------|-------------|-------|---------|----------|
| # | Name | Label | Type | Format | Valid | Invalid | Question |
| 1 | d1a | D1a.請問您每個月平均有幾天會看雜誌(僅限於紙本)? | continuous | numeric-8.1 | 2000 | 0 | - |
| 2 | d1b_time | D1b.請問您如果有看雜誌(僅限於紙本)的那一天,您大概一整天會看多久?(時分合併) | continuous | numeric-8.1 | 679 | 1321 | - |
| 3 | d1b | D1b.請問您如果有看雜誌(僅限於紙本)的那一天,您大概一整天會看多久?__時 | continuous | numeric-8.0 | 679 | 1321 | - |
| 4 | d1b_minute | D1b.請問您如果有看雜誌(僅限於紙本)的那一天,您大概一整天會看多久?__分 | continuous | numeric-8.0 | 679 | 1321 | - |
| 5 | d2a | D2a.請問您每個月平均有幾天會在網路上看雜誌? | continuous | numeric-8.1 | 2000 | 0 | - |
| 6 | d2b_time | D2b.請問您如果有看網路雜誌的那一天,您大概一整天會看多久?(時分合併) | discrete | numeric-8.2 | 349 | 1651 | - |
| 7 | d2b | D2b.請問您如果有看網路雜誌的那一天,您大概一整天會看多久?__時 | continuous | numeric-8.0 | 349 | 1651 | - |
| 8 | d2b_minute | D2b.請問您如果有看網路雜誌的那一天,您大概一整天會看多久?__分 | continuous | numeric-8.0 | 349 | 1651 | - |

| Group E、傳播行為(廣播篇) | | | | | | | |
|--------------------------|-----------|------------------------------------|------------|-------------|-------|---------|----------|
| # | Name | Label | Type | Format | Valid | Invalid | Question |
| 1 | e1 | E1.請問您每週平均有幾天會聽廣播? | continuous | numeric-8.1 | 2000 | 0 | - |
| 2 | e2_time | E2.請問您如果有聽廣播的那一天,您大概一整天會聽多久?(時分合併) | discrete | numeric-8.2 | 713 | 1287 | - |
| 3 | e2 | E2.請問您如果有聽廣播的那一天,您大概一整天會聽多久?__時 | continuous | numeric-8.0 | 713 | 1287 | - |
| 4 | e2_minute | E2.請問您如果有聽廣播的那一天,您大概一整天會聽多久?__分 | continuous | numeric-8.0 | 713 | 1287 | - |

| Group F、傳播行為(電視篇) | | | | | | | |
|--------------------------|---------------|--|------------|-------------|-------|---------|----------|
| # | Name | Label | Type | Format | Valid | Invalid | Question |
| 1 | f1f3_watch_tv | F1F3.您每星期的平常日(週一到週五)加週末(週六、週日)平均有幾天會看電視? | continuous | numeric-8.0 | 2000 | 0 | - |
| 2 | f1 | F1.請問您每星期的平常日(週一到週五)平均有幾天會看電視? | continuous | numeric-8.1 | 2000 | 0 | - |

| # | Name | Label | Type | Format | Valid | Invalid | Question |
|----|-----------|--|------------|-------------|-------|---------|----------|
| 3 | f2_time | F2.在您有看電視的平常日(週一到週五)，您大概一整天會看多久?(時分合併) | discrete | numeric-8.2 | 1805 | 195 | - |
| 4 | f2 | F2.在您有看電視的平常日(週一到週五)，您大概一整天會看多久?__時 | continuous | numeric-8.0 | 1805 | 195 | - |
| 5 | f2_minute | F2.在您有看電視的平常日(週一到週五)，您大概一整天會看多久?__分 | continuous | numeric-8.0 | 1805 | 195 | - |
| 6 | f3 | F3.請問您每星期的週末(週六、週日)平均有幾天會看電視? | continuous | numeric-8.1 | 2000 | 0 | - |
| 7 | f4_time | F4.在您有看電視的週六或週日，您大概一整天會看多久?(時分合併) | discrete | numeric-8.2 | 1776 | 224 | - |
| 8 | f4 | F4.在您有看電視的週六或週日，您大概一整天會看多久?__時 | continuous | numeric-8.0 | 1776 | 224 | - |
| 9 | f4_minute | F4.在您有看電視的週六或週日，您大概一整天會看多久?__分 | continuous | numeric-8.0 | 1776 | 224 | - |
| 10 | f5 | F5.請問您通常都透過以下何種方式看電視? | discrete | numeric-8.0 | 1872 | 128 | - |

Group G、傳播行為(電影篇)

| # | Name | Label | Type | Format | Valid | Invalid | Question |
|---|------|--|------------|-------------|-------|---------|----------|
| 1 | g1 | G1.請問您過去一年大概去電影院看幾次電影? | continuous | numeric-8.0 | 2000 | 0 | - |
| 2 | g2 | G2.除了進電影院，無論何種形式(包含錄影帶、影碟、DVD或VCD、串流)，請問您每月大約會看幾天電影? | continuous | numeric-8.0 | 2000 | 0 | - |
| 3 | g3 | G3.1.如果不進電影院看電影，請問您通常會用何種方式看電影?(複選題)-DVD/VCD | discrete | numeric-8.0 | 386 | 1614 | - |
| 4 | g3.2 | G3.2.如果不進電影院看電影，請問您通常會用何種方式看電影?(複選題)-網路串流(PPS、土豆網、風行網)(包含下載電影觀看) | discrete | numeric-8.0 | 628 | 1372 | - |
| 5 | g3.3 | G3.3.如果不進電影院看電影，請問您通常會用何種方式看電影?(複選題)-有線電視 | discrete | numeric-8.0 | 666 | 1334 | - |
| 6 | g3.4 | G3.4.如果不進電影院看電影，請問您通常會用何種方式看電影?(複選題)-MOD(包含壹電視) | discrete | numeric-8.0 | 115 | 1885 | - |
| 7 | g3.5 | G3.5.如果不進電影院看電影，請問您通常會用何種方式看電影?(複選題)-其他 | discrete | numeric-8.0 | 0 | 2000 | - |

| # | Name | Label | Type | Format | Valid | Invalid | Question |
|---|----------|--|----------|--------------|-------|---------|----------|
| 8 | g3_other | G3.other.如果不進電影院看電影，請問您通常會用何種方式看電影?(複選題)-其他— | discrete | character-50 | 0 | 0 | - |

Group H、網路使用情形

| # | Name | Label | Type | Format | Valid | Invalid | Question |
|----|------------|--|------------|-------------|-------|---------|----------|
| 1 | h1 | H1a.請問您每週平均有幾天會透過電腦上網(不含手機上網)? | continuous | numeric-8.1 | 2000 | 0 | - |
| 2 | h1b_time | H1b.在您可透過電腦上網的那一天，您平均上網時間有多久?(時分合併) | discrete | numeric-8.2 | 1172 | 828 | - |
| 3 | h1b_hour | H1b.在您可透過電腦上網的那一天，您平均上網時間有多久?__時 | continuous | numeric-8.0 | 1172 | 828 | - |
| 4 | h1b_minute | H1b.在您可透過電腦上網的那一天，您平均上網時間有多久?__分 | continuous | numeric-8.0 | 1172 | 828 | - |
| 5 | h2a | H2a.請問您每週平均有幾天會透過手機上網? | continuous | numeric-8.1 | 2000 | 0 | - |
| 6 | h2b_time | H2b.在您可透過手機上網的那一天，您平均上網時間有多久?(僅含有看螢幕的時間)(時分合併) | discrete | numeric-8.2 | 1016 | 984 | - |
| 7 | h2b_hour | H2b.在您可透過手機上網的那一天，您平均上網時間有多久?(僅含有看螢幕的時間)__時 | continuous | numeric-8.0 | 1016 | 984 | - |
| 8 | h2b_minute | H2b.在您可透過手機上網的那一天，您平均上網時間有多久?(僅含有看螢幕的時間)__分 | continuous | numeric-8.0 | 1016 | 984 | - |
| 9 | h3.1 | H3.1.請問您上網使用的設備包含下列那些?(複選題)-個人桌上型電腦(包括麥金塔、蘋果電腦) | discrete | numeric-8.0 | 891 | 1109 | - |
| 10 | h3.2 | H3.2.請問您上網使用的設備包含下列那些?(複選題)-筆記型電腦 | discrete | numeric-8.0 | 522 | 1478 | - |
| 11 | h3.3 | H3.3.請問您上網使用的設備包含下列那些?(複選題)-平板電腦 | discrete | numeric-8.0 | 334 | 1666 | - |
| 12 | h3.4 | H3.4.請問您上網使用的設備包含下列那些?(複選題)-行動電話(具備WAP、GPS、PHS或3G等可以瀏覽網頁的手機) | discrete | numeric-8.0 | 861 | 1139 | - |
| 13 | h3.5 | H3.5.請問您上網使用的設備包含下列那些?(複選題)-家庭電器設備(電視機或機上盒) | discrete | numeric-8.0 | 32 | 1968 | - |
| 14 | h3.6 | H3.6.請問您上網使用的設備包含下列那些?(複選題)-電子書閱讀器(reading device, Kindle) | discrete | numeric-8.0 | 8 | 1992 | - |

| # | Name | Label | Type | Format | Valid | Invalid | Question |
|----|---------------|--------------------------------------|----------|--------------|-------|---------|----------|
| 15 | h3.7 | H3.7.請問您上網使用的設備包含下列那些?(複選題)-其他 | discrete | numeric-8.0 | 0 | 2000 | - |
| 16 | h3.8 | H3.8.請問您上網使用的設備包含下列那些?(複選題)-不知道 | discrete | numeric-8.0 | 0 | 2000 | - |
| 17 | h3_other | H3.other.請問您上網使用的設備包含下列那些?(複選題)-其他__ | discrete | character-50 | 0 | 0 | - |
| 18 | h4_category.1 | H4.請問您最常上網找哪幾種資訊?(複選題)-新聞類 | discrete | numeric-8.0 | 1044 | 956 | - |
| 19 | h4_category.2 | H4.請問您最常上網找哪幾種資訊?(複選題)-財經消費類 | discrete | numeric-8.0 | 784 | 1216 | - |
| 20 | h4_category.3 | H4.請問您最常上網找哪幾種資訊?(複選題)-綜藝娛樂類 | discrete | numeric-8.0 | 892 | 1108 | - |
| 21 | h4_category.4 | H4.請問您最常上網找哪幾種資訊?(複選題)-家庭體育醫藥 | discrete | numeric-8.0 | 619 | 1381 | - |
| 22 | h4_category.5 | H4.請問您最常上網找哪幾種資訊?(複選題)-文化藝術類 | discrete | numeric-8.0 | 472 | 1528 | - |
| 23 | h4_category.6 | H4.請問您最常上網找哪幾種資訊?(複選題)-知識教育類 | discrete | numeric-8.0 | 544 | 1456 | - |
| 24 | h4_category.7 | H4.請問您最常上網找哪幾種資訊?(複選題)-其他 | discrete | numeric-8.0 | 213 | 1787 | - |
| 25 | h4.1 | H4.1.請問您最常上網找哪幾種資訊?(複選題)-社會新聞 | discrete | numeric-8.0 | 688 | 1312 | - |
| 26 | h4.2 | H4.2.請問您最常上網找哪幾種資訊?(複選題)-國際新聞 | discrete | numeric-8.0 | 388 | 1612 | - |
| 27 | h4.3 | H4.3.請問您最常上網找哪幾種資訊?(複選題)-氣象 | discrete | numeric-8.0 | 500 | 1500 | - |
| 28 | h4.4 | H4.4.請問您最常上網找哪幾種資訊?(複選題)-時事評論 | discrete | numeric-8.0 | 291 | 1709 | - |
| 29 | h4.5 | H4.5.請問您最常上網找哪幾種資訊?(複選題)-交通資訊 | discrete | numeric-8.0 | 244 | 1756 | - |
| 30 | h4.6 | H4.6.請問您最常上網找哪幾種資訊?(複選題)-消費購物 | discrete | numeric-8.0 | 398 | 1602 | - |
| 31 | h4.7 | H4.7.請問您最常上網找哪幾種資訊?(複選題)-觀光旅遊 | discrete | numeric-8.0 | 398 | 1602 | - |
| 32 | h4.8 | H4.8.請問您最常上網找哪幾種資訊?(複選題)-財經股市 | discrete | numeric-8.0 | 250 | 1750 | - |
| 33 | h4.9 | H4.9.請問您最常上網找哪幾種資訊?(複選題)-美食 | discrete | numeric-8.0 | 373 | 1627 | - |

| # | Name | Label | Type | Format | Valid | Invalid | Question |
|----|-------|---|----------|-------------|-------|---------|----------|
| 34 | h4.10 | H4.10.請問您最常上網找哪幾種資訊?(複選題)-影視娛樂 | discrete | numeric-8.0 | 538 | 1462 | - |
| 35 | h4.12 | H4.12.請問您最常上網找哪幾種資訊?(複選題)-音樂歌唱 | discrete | numeric-8.0 | 412 | 1588 | - |
| 36 | h4.13 | H4.13.請問您最常上網找哪幾種資訊?(複選題)-戲劇(如廣播劇、單元劇、連續劇等) | discrete | numeric-8.0 | 344 | 1656 | - |
| 37 | h4.14 | H4.14.請問您最常上網找哪幾種資訊?(複選題)-益智競賽 | discrete | numeric-8.0 | 113 | 1887 | - |
| 38 | h4.15 | H4.15.請問您最常上網找哪幾種資訊?(複選題)-電影(含影集) | discrete | numeric-8.0 | 433 | 1567 | - |
| 39 | h4.16 | H4.16.請問您最常上網找哪幾種資訊?(複選題)-家庭生活 | discrete | numeric-8.0 | 220 | 1780 | - |
| 40 | h4.17 | H4.17.請問您最常上網找哪幾種資訊?(複選題)-卡通、兒童節目 | discrete | numeric-8.0 | 130 | 1870 | - |
| 41 | h4.18 | H4.18.請問您最常上網找哪幾種資訊?(複選題)-體育 | discrete | numeric-8.0 | 260 | 1740 | - |
| 42 | h4.19 | H4.19.請問您最常上網找哪幾種資訊?(複選題)-醫療衛生保健 | discrete | numeric-8.0 | 275 | 1725 | - |
| 43 | h4.20 | H4.20.請問您最常上網找哪幾種資訊?(複選題)-藝術文化 | discrete | numeric-8.0 | 229 | 1771 | - |
| 44 | h4.21 | H4.21.請問您最常上網找哪幾種資訊?(複選題)-文學小說 | discrete | numeric-8.0 | 147 | 1853 | - |
| 45 | h4.22 | H4.22.請問您最常上網找哪幾種資訊?(複選題)-宗教 | discrete | numeric-8.0 | 47 | 1953 | - |
| 46 | h4.23 | H4.23.請問您最常上網找哪幾種資訊?(複選題)-命理風水占卜 | discrete | numeric-8.0 | 102 | 1898 | - |
| 47 | h4.24 | H4.24.請問您最常上網找哪幾種資訊?(複選題)-古典音樂 | discrete | numeric-8.0 | 83 | 1917 | - |
| 48 | h4.25 | H4.25.請問您最常上網找哪幾種資訊?(複選題)-傳統藝術(如國劇/國樂/民俗藝術/表演藝術/歌仔戲等) | discrete | numeric-8.0 | 49 | 1951 | - |
| 49 | h4.26 | H4.26.請問您最常上網找哪幾種資訊?(複選題)-資訊科技 | discrete | numeric-8.0 | 337 | 1663 | - |
| 50 | h4.27 | H4.27.請問您最常上網找哪幾種資訊?(複選題)-科學新知 | discrete | numeric-8.0 | 230 | 1770 | - |
| 51 | h4.28 | H4.28.請問您最常上網找哪幾種資訊?(複選題)-學術思想 | discrete | numeric-8.0 | 96 | 1904 | - |

| # | Name | Label | Type | Format | Valid | Invalid | Question |
|----|------------|--|------------|--------------|-------|---------|----------|
| 52 | h4.29 | H4.29.請問您最常上網找哪幾種資訊?(複選題)-教學(教育)節目 | discrete | numeric-8.0 | 102 | 1898 | - |
| 53 | h4.30 | H4.30.請問您最常上網找哪幾種資訊?(複選題)-社教節目/政令(政策)宣傳/公共(公眾)事務 | discrete | numeric-8.0 | 73 | 1927 | - |
| 54 | h4.31 | H4.31.請問您最常上網找哪幾種資訊?(複選題)-法令服務 | discrete | numeric-8.0 | 37 | 1963 | - |
| 55 | h4.32 | H4.32.請問您最常上網找哪幾種資訊?(複選題)-求職 | discrete | numeric-8.0 | 130 | 1870 | - |
| 56 | h4.33 | H4.33.請問您最常上網找哪幾種資訊?(複選題)-企管行銷 | discrete | numeric-8.0 | 57 | 1943 | - |
| 57 | h4.34 | H4.34.請問您最常上網找哪幾種資訊?(複選題)-娛樂新聞 | discrete | numeric-8.0 | 493 | 1507 | - |
| 58 | h4.36 | H4.36.請問您最常上網找哪幾種資訊?(複選題)-政治新聞 | discrete | numeric-8.0 | 201 | 1799 | - |
| 59 | h4.38 | H4.38.請問您最常上網找哪幾種資訊?(複選題)-情色 | discrete | numeric-8.0 | 38 | 1962 | - |
| 60 | h4.39 | H4.39.請問您最常上網找哪幾種資訊?(複選題)-尋人 | discrete | numeric-8.0 | 9 | 1991 | - |
| 61 | h4.88 | H4.88.請問您最常上網找哪幾種資訊?(複選題)-其他 | discrete | numeric-8.0 | 13 | 1987 | - |
| 62 | h4_other | H4.other.請問您最常上網找哪幾種資訊?(複選題)-其他(請說明)__ | discrete | character-50 | 13 | 0 | - |
| 63 | h5.1a | H5.1a.您平常上網收發電子郵件(E-mail)的頻率是? | discrete | numeric-8.0 | 1315 | 685 | - |
| 64 | h5.1b | H5.1b.請問您常用的電子郵件(E-mail)帳號有幾個?__個 | continuous | numeric-8.0 | 1102 | 898 | - |
| 65 | h5.2 | H5.2.您平常上網蒐尋、瀏覽資訊的頻率是? | discrete | numeric-8.0 | 1315 | 685 | - |
| 66 | h5.3 | H5.3.您平常上網看新聞的頻率是? | discrete | numeric-8.0 | 1315 | 685 | - |
| 67 | h5.4 | H5.4.您平常上網用雲端傳輸資料(如: Dropbox、Google Drive、iCloud)的頻率是? | discrete | numeric-8.0 | 1315 | 685 | - |
| 68 | h5.5a | H5.5a.您平常上網使用社交網站(如: 臉書、微網誌)的頻率是? | discrete | numeric-8.0 | 1315 | 685 | - |
| 69 | h5.5b | H5.5b.請問您大約一週會使用社交網站(如: 臉書、微網誌)幾天?__天 | continuous | numeric-8.1 | 1137 | 863 | - |
| 70 | h5.5c_time | H5.5c.請問在您有使用社交網站(如: 臉書、微網誌)的那一天, 您大約會使用多久?(時分合併) | discrete | numeric-8.2 | 1137 | 863 | - |
| 71 | h5.5c_hour | H5.5c.請問在您有使用社交網站(如: 臉書、微網誌) | continuous | numeric-8.0 | 1137 | 863 | - |

| # | Name | Label | Type | Format | Valid | Invalid | Question |
|----|----------------|--|------------|--------------|-------|---------|----------|
| | | 的那一天，您大約會使用多久?__時 | | | | | |
| 72 | h5.5c_minute | H5.5c.請問在您在有使用社交網站(如：臉書、微網誌)的那一天，您大約會使用多久?__分 | continuous | numeric-8.0 | 1137 | 863 | - |
| 73 | h5.5d | H5.5d.下列社交網站中，您最常用的是哪一個? | discrete | numeric-8.0 | 1137 | 863 | - |
| 74 | h5.5d_other | H5.5d.下列社交網站中，您最常用的是哪一個?其它__ | discrete | character-50 | 0 | 0 | - |
| 75 | h5.5e_thousand | H5.5e.在您最常用的社交網站中，請問您的朋友名單有幾位?__千 | continuous | numeric-8.0 | 1137 | 863 | - |
| 76 | h5.5e_hundred | H5.5e.在您最常用的社交網站中，請問您的朋友名單有幾位?__百 | continuous | numeric-8.0 | 1137 | 863 | - |
| 77 | h5.5e_ten | H5.5e.在您最常用的社交網站中，請問您的朋友名單有幾位?__十 | continuous | numeric-8.0 | 1137 | 863 | - |
| 78 | h5.5e_unit | H5.5e.在您最常用的社交網站中，請問您的朋友名單有幾位?__個 | continuous | numeric-8.0 | 1137 | 863 | - |
| 79 | h5.5e | H5.5e.在您最常用的社交網站中，請問您的朋友名單有幾位? | continuous | numeric-8.0 | 1137 | 863 | - |
| 80 | h5.5f | H5.5f.在最常互動的那位朋友，您認為您們的關係是? | discrete | numeric-8.0 | 1137 | 863 | - |
| 81 | h5.6 | H5.6.您平常上網使用部落格(如：無名、痞客邦)的頻率是?(包含瀏覽及寫) | discrete | numeric-8.0 | 1315 | 685 | - |
| 82 | h5.7 | H5.7.您平常上網參與社群討論網站(如：Mobile 01、Fashion Guide、巴哈姆特、百度)的頻率是? | discrete | numeric-8.0 | 1315 | 685 | - |
| 83 | h5.8 | H5.8.您平常上交友網站(如：愛情公寓)的頻率是? | discrete | numeric-8.0 | 1315 | 685 | - |
| 84 | h5.9 | H5.9.您平常上網看網路影音/影片或電視節目(如：Youtube、PPS)的頻率是? | discrete | numeric-8.0 | 1315 | 685 | - |
| 85 | h5.10a | H5.10a.您平常上網玩線上遊戲(所有的網路遊戲，包含臉書、大型多人線上角色扮演遊戲)的頻率是? | discrete | numeric-8.0 | 1315 | 685 | - |
| 86 | h5.10b.1 | H5.10b.1.請問您時常在哪些平台裝置上玩線上遊戲?(複選題)-手機 | discrete | numeric-8.0 | 578 | 1422 | - |
| 87 | h5.10b.2 | H5.10b.2.請問您時常在哪些平台裝置上玩線上遊戲?(複選題)-個人電腦(包括桌上型和筆記型電腦) | discrete | numeric-8.0 | 571 | 1429 | - |
| 88 | h5.10b.3 | H5.10b.3.請問您時常在哪些平台裝置上玩線上遊戲?(複選題)-平板電腦 | discrete | numeric-8.0 | 189 | 1811 | - |
| 89 | h5.10b.4 | H5.10b.4.請問您時常在哪些平台裝置上玩線上遊戲?(複選題)-電玩遊戲器主機 | discrete | numeric-8.0 | 52 | 1948 | - |

| # | Name | Label | Type | Format | Valid | Invalid | Question |
|-----|--------------|--|------------|--------------|-------|---------|----------|
| | | (微軟XBOX、任天堂Wii、索尼PS3) | | | | | |
| 90 | h5.10b.5 | H5.10b.5.請問您時常在哪些平台裝置上玩線上遊戲?(複選題)-攜帶型遊戲機(PSP) | discrete | numeric-8.0 | 22 | 1978 | - |
| 91 | h5.10b.6 | H5.10b.6.請問您時常在哪些平台裝置上玩線上遊戲?(複選題)-其他類裝置 | discrete | numeric-8.0 | 1 | 1999 | - |
| 92 | h5.10b_other | H5.10b.other.請問您時常在哪些平台裝置上玩線上遊戲?(複選題)-其他類裝置 | discrete | character-50 | 1 | 0 | - |
| 93 | h5.10c.1 | H5.10c.1.請問您時常玩的遊戲類型(包含App遊戲)為何種?(複選題)-大型線上角色扮演遊戲(MMORPG) | discrete | numeric-8.0 | 201 | 1799 | - |
| 94 | h5.10c.2 | H5.10c.2.請問您時常玩的遊戲類型(包含App遊戲)為何種?(複選題)-射擊遊戲 | discrete | numeric-8.0 | 149 | 1851 | - |
| 95 | h5.10c.3 | H5.10c.3.請問您時常玩的遊戲類型(包含App遊戲)為何種?(複選題)-動作冒險遊戲 | discrete | numeric-8.0 | 174 | 1826 | - |
| 96 | h5.10c.4 | H5.10c.4.請問您時常玩的遊戲類型(包含App遊戲)為何種?(複選題)-格鬥遊戲 | discrete | numeric-8.0 | 88 | 1912 | - |
| 97 | h5.10c.5 | H5.10c.5.請問您時常玩的遊戲類型(包含App遊戲)為何種?(複選題)-休閒益智遊戲(如:Candy Crush、FB小遊戲) | discrete | numeric-8.0 | 574 | 1426 | - |
| 98 | h5.10c.6 | H5.10c.6.請問您時常玩的遊戲類型(包含App遊戲)為何種?(複選題)-賽車類遊戲 | discrete | numeric-8.0 | 132 | 1868 | - |
| 99 | h5.10c.7 | H5.10c.7.請問您時常玩的遊戲類型(包含App遊戲)為何種?(複選題)-運動遊戲 | discrete | numeric-8.0 | 139 | 1861 | - |
| 100 | h5.10c.8 | H5.10c.8.請問您時常玩的遊戲類型(包含App遊戲)為何種?(複選題)-音樂遊戲 | discrete | numeric-8.0 | 104 | 1896 | - |
| 101 | h5.10c.9 | H5.10c.9.請問您時常玩的遊戲類型(包含App遊戲)為何種?(複選題)-賭場類遊戲 | discrete | numeric-8.0 | 75 | 1925 | - |
| 102 | h5.10c.10 | H5.10c.10.請問您時常玩的遊戲類型(包含App遊戲)為何種?(複選題)-其他類遊戲 | discrete | numeric-8.0 | 62 | 1938 | - |
| 103 | h5.11a | H5.11a.您平常上網買東西的頻率是? | discrete | numeric-8.0 | 1315 | 685 | - |
| 104 | h5.11b | H5.11b.上網買東西(不含賣東西)前, 您會先在網路上搜尋資訊的頻率是? | discrete | numeric-8.0 | 834 | 1166 | - |
| 105 | h5.11c | H5.11c.請問您每個月平均在網路購物幾次?二次 | continuous | numeric-8.0 | 834 | 1166 | - |

| # | Name | Label | Type | Format | Valid | Invalid | Question |
|-----|----------|---|------------|-------------|-------|---------|----------|
| 106 | h5.11d | H5.11d.請問您平均每次在網路上購物大概花費多少錢?—元 | continuous | numeric-8.0 | 834 | 1166 | - |
| 107 | h5.11e | H5.11e.您平均一個月內，會在網路上表達(po文、回應、分享)購物心得的頻率是? | discrete | numeric-8.0 | 834 | 1166 | - |
| 108 | h5.11f.1 | H5.11f.1.您通常透過哪些網路管道買東西?(複選題)-團購網站 | discrete | numeric-8.0 | 245 | 1755 | - |
| 109 | h5.11f.2 | H5.11f.2.您通常透過哪些網路管道買東西?(複選題)-拍賣(買東西)(樂天拍賣、yahoo奇摩拍賣) | discrete | numeric-8.0 | 600 | 1400 | - |
| 110 | h5.11f.3 | H5.11f.3.您通常透過哪些網路管道買東西?(複選題)-購物網站(PChome、奇摩購物商城) | discrete | numeric-8.0 | 517 | 1483 | - |
| 111 | h5.11f.4 | H5.11f.4.您通常透過哪些網路管道買東西?(複選題)-品牌網站(lativ、7net雲端超商) | discrete | numeric-8.0 | 215 | 1785 | - |
| 112 | h5.11f.5 | H5.11f.5.您通常透過哪些網路管道買東西?(複選題)-其他社群平台(Facebook臉書、BBS電子佈告欄、Blog部落格) | discrete | numeric-8.0 | 110 | 1890 | - |
| 113 | h5.12 | H5.12.請問您平常透過上網做金融股票交易或查詢的頻率是?(包含網路銀行、網路郵局) | discrete | numeric-8.0 | 1315 | 685 | - |
| 114 | h5.13 | H5.13.您平常上網使用下載軟體(如：迅雷、flashget、foxy、eMule)的頻率是? | discrete | numeric-8.0 | 1315 | 685 | - |
| 115 | h5.14 | H5.14.您平常線上學習(如：開放式課程網站)的頻率是? | discrete | numeric-8.0 | 1315 | 685 | - |
| 116 | h5.15 | H5.15.您平常看電子書的頻率是? | discrete | numeric-8.0 | 1315 | 685 | - |
| 117 | h6.1 | H6.1.您最近一年內上網使用電子郵件(E-mail)與他人互動的頻率是? | discrete | numeric-8.0 | 1102 | 898 | - |
| 118 | h6.2 | H6.2.您最近一年內上網使用即時通(如MSN、Yahoo、Line、WeChat)與他人互動的頻率是?(使用文字、圖像進行溝通) | discrete | numeric-8.0 | 1315 | 685 | - |
| 119 | h6.3 | H6.3.您最近一年內上網玩線上遊戲與他人互動的頻率是? | discrete | numeric-8.0 | 876 | 1124 | - |
| 120 | h6.4 | H6.4.您最近一年內上網使用網路電話(如：skype)與他人互動的頻率是? | discrete | numeric-8.0 | 1315 | 685 | - |
| 121 | h6.5 | H6.5.您最近一年內上網在BBS聊天室貼文、回文或推文與他人互動的頻率是? | discrete | numeric-8.0 | 1315 | 685 | - |

| # | Name | Label | Type | Format | Valid | Invalid | Question |
|-----|------|---|----------|-------------|-------|---------|----------|
| 122 | h6.6 | H6.6.您最近一年內使用網站聊天室或交友網站(如：愛情公寓)與他人互動的頻率是？ | discrete | numeric-8.0 | 324 | 1676 | - |
| 123 | h6.7 | H6.7.您最近一年內上網參與社群討論群組(如：Mobile 01、Fashion Guide、巴哈姆特)與他人互動的頻率是？ | discrete | numeric-8.0 | 715 | 1285 | - |
| 124 | h6.8 | H6.8.您最近一年內上網進行網路會議與他人互動的頻率是？ | discrete | numeric-8.0 | 1315 | 685 | - |
| 125 | h6.9 | H6.9.您最近一年內上網瀏覽或回應他人的部落格與他人互動的頻率是？ | discrete | numeric-8.0 | 834 | 1166 | - |
| 126 | h7.1 | H7.1.請問您同不同意，您使用網路是想要表達自己的意見。 | discrete | numeric-8.0 | 1315 | 685 | - |
| 127 | h7.2 | H7.2.請問您同不同意，您使用網路是想要透過網路與朋友維繫友誼。 | discrete | numeric-8.0 | 1315 | 685 | - |
| 128 | h7.3 | H7.3.請問您同不同意，您使用網路是想要幫助別人解決問題。 | discrete | numeric-8.0 | 1315 | 685 | - |
| 129 | h7.4 | H7.4.請問您同不同意，您使用網路是想要找有用的資訊。 | discrete | numeric-8.0 | 1315 | 685 | - |
| 130 | h7.5 | H7.5.請問您同不同意，您使用網路是想要學習(或了解)新事物。 | discrete | numeric-8.0 | 1315 | 685 | - |
| 131 | h7.6 | H7.6.請問您同不同意，您使用網路是想要了解國內外大事。 | discrete | numeric-8.0 | 1315 | 685 | - |
| 132 | h7.7 | H7.7.請問您同不同意，您使用網路是想要打發時間。 | discrete | numeric-8.0 | 1315 | 685 | - |
| 133 | h7.8 | H7.8.請問您同不同意，您使用網路是想要獲得娛樂。 | discrete | numeric-8.0 | 1315 | 685 | - |
| 134 | h7.9 | H7.9.請問您同不同意，您使用網路是想要逃避現實。 | discrete | numeric-8.0 | 1315 | 685 | - |

Group I、社交網站篇

| # | Name | Label | Type | Format | Valid | Invalid | Question |
|---|------|------------------------------|----------|-------------|-------|---------|----------|
| 1 | i1.1 | I1.1.請問您同不同意您是個外向的人。 | discrete | numeric-8.0 | 2000 | 0 | - |
| 2 | i1.2 | I1.2.請問您同不同意您是個喜歡社交(跟人交陪)的人。 | discrete | numeric-8.0 | 2000 | 0 | - |
| 3 | i1.3 | I1.3.請問您同不同意您喜歡依賴別人。 | discrete | numeric-8.0 | 2000 | 0 | - |

| # | Name | Label | Type | Format | Valid | Invalid | Question |
|----|-------|---|----------|-------------|-------|---------|----------|
| 4 | i1.4 | I1.4.請問您同不同意，當別人與您關係太親近時，您會感到有壓力。 | discrete | numeric-8.0 | 2000 | 0 | - |
| 5 | i1.5 | I1.5.請問您同不同意，當您有個人困擾需要幫忙時，您知道該去找誰。 | discrete | numeric-8.0 | 2000 | 0 | - |
| 6 | i1.6 | I1.6.請問您同不同意，若您臨時需要借3000元，您知道該向誰借。 | discrete | numeric-8.0 | 2000 | 0 | - |
| 7 | i1.7 | I1.7.請問您同不同意，若臨時決定當天要去看電影，您可以很快找到人跟您一起去看。 | discrete | numeric-8.0 | 2000 | 0 | - |
| 8 | i1.8 | I1.8.請問您同不同意，整體來說，您很滿意您的生活。 | discrete | numeric-8.0 | 2000 | 0 | - |
| 9 | i1.9 | I1.9.請問您同不同意，您覺得您跟別人很疏離。 | discrete | numeric-8.0 | 2000 | 0 | - |
| 10 | i1.10 | I1.10.請問您同不同意，您很滿意您的社交生活。 | discrete | numeric-8.0 | 2000 | 0 | - |
| 11 | i1.11 | I1.11.請問您同不同意，在臉書上與朋友的關係讓您覺得很滿足。 | discrete | numeric-8.0 | 1137 | 863 | - |
| 12 | i1.12 | I1.12.請問您同不同意，使用臉書時讓您感到朋友間的情誼及陪伴。 | discrete | numeric-8.0 | 1137 | 863 | - |
| 13 | i1.13 | I1.13.請問您同不同意，當您與臉書上的朋友互動時，您覺得和朋友的關係更靠近了。 | discrete | numeric-8.0 | 1137 | 863 | - |
| 14 | i1.14 | I1.14.請問您同不同意，在臉書上和人互動讓您覺得您們同屬一個團體。 | discrete | numeric-8.0 | 1137 | 863 | - |
| 15 | i2.1 | I2.1.請問您同不同意，和網路上的人聊天，讓您對於世界其他地方產生好奇心 | discrete | numeric-8.0 | 1315 | 685 | - |
| 16 | i2.2 | I2.2.請問您同不同意，和網路上的人互動，讓您覺得能連結到更寬廣的視野 | discrete | numeric-8.0 | 1315 | 685 | - |
| 17 | i2.3 | I2.3.請問您同不同意，在網路上與您互動的人，在當您需要時，他們會全力協助您。 | discrete | numeric-8.0 | 1315 | 685 | - |
| 18 | i2.4 | I2.4.請問您同不同意，在網路上與您互動的人，會為您打抱不平。 | discrete | numeric-8.0 | 1315 | 685 | - |
| 19 | i3.1 | I3.1.請問您同不同意，和真實世界的人聊天，讓您對於世界其他地方產生好奇心 | discrete | numeric-8.0 | 1315 | 685 | - |
| 20 | i3.2 | I3.2.請問您同不同意，和真實世界的人互動，讓您覺得能連結到更寬廣的視野 | discrete | numeric-8.0 | 1315 | 685 | - |
| 21 | i3.3 | I3.3.請問您同不同意，在真實世界與您互動的人，在 | discrete | numeric-8.0 | 1315 | 685 | - |

| # | Name | Label | Type | Format | Valid | Invalid | Question |
|----|------|-----------------------------------|----------|-------------|-------|---------|----------|
| | | 當您需要時，他們會全力協助您。 | | | | | |
| 22 | i3.4 | I3.4.請問您同不同意，在真實世界與您互動的人，會為您打抱不平。 | discrete | numeric-8.0 | 1315 | 685 | - |

Group J、雙重媒體使用篇

| # | Name | Label | Type | Format | Valid | Invalid | Question |
|----|-------|--|----------|-------------|-------|---------|----------|
| 1 | j1 | J1. 請問您多常同時「看電視」與「行動上網」？ | discrete | numeric-8.0 | 1315 | 685 | - |
| 2 | j2 | J2. 請問下面哪一個描述最符合您同時「看電視」與「行動上網」的行為？ | discrete | numeric-8.0 | 910 | 1090 | - |
| 3 | j3.1 | J3.1.請問您同不同意，您同時「看電視」與「行動上網」，是因為兩個一起看很方便。 | discrete | numeric-8.0 | 910 | 1090 | - |
| 4 | j3.2 | J3.2.請問您同不同意，您同時「看電視」與「行動上網」，是因為您想要一次完成您想做的事。 | discrete | numeric-8.0 | 910 | 1090 | - |
| 5 | j3.3 | J3.3.請問您同不同意，您同時「看電視」與「行動上網」，是因為正在做的事很容易，兩個一起看並不是問題。 | discrete | numeric-8.0 | 910 | 1090 | - |
| 6 | j3.4 | J3.4.請問您同不同意，您同時「看電視」與「行動上網」，是因為想用最少的時間完成最多事。 | discrete | numeric-8.0 | 910 | 1090 | - |
| 7 | j3.5 | J3.5.請問您同不同意，您同時「看電視」與「行動上網」，是因為您自然而然地就會兩個一起看。 | discrete | numeric-8.0 | 910 | 1090 | - |
| 8 | j3.6 | J3.6.請問您同不同意，您同時「看電視」與「行動上網」，是因為您想要按照自己的步調做事。 | discrete | numeric-8.0 | 910 | 1090 | - |
| 9 | j3.7 | J3.7.請問您同不同意，您同時「看電視」與「行動上網」，是因為兩個一起看比較好打發時間。 | discrete | numeric-8.0 | 910 | 1090 | - |
| 10 | j3.8 | J3.8.請問您同不同意，您同時「看電視」與「行動上網」，是因為兩個一起看比較有趣。 | discrete | numeric-8.0 | 910 | 1090 | - |
| 11 | j3.9 | J3.9.請問您同不同意，您同時「看電視」與「行動上網」，是因為兩個一起看可以得到更多資訊。 | discrete | numeric-8.0 | 910 | 1090 | - |
| 12 | j3.10 | J3.10.請問您同不同意，您同時「看電視」與「行動上網」，是因為兩個一起看對工作或課業更有幫助。 | discrete | numeric-8.0 | 910 | 1090 | - |

| # | Name | Label | Type | Format | Valid | Invalid | Question |
|----|-------|---|----------|-------------|-------|---------|----------|
| 13 | j3.11 | J3.11.請問您同不同意，您同時「看電視」與「行動上網」，是因為看電視時也想要隨時跟親朋好友保持聯繫。 | discrete | numeric-8.0 | 910 | 1090 | - |
| 14 | j3.12 | J3.12.請問您同不同意，您同時「看電視」與「行動上網」，是因為您有設備隨時隨地都可以同時使用多個媒介。 | discrete | numeric-8.0 | 910 | 1090 | - |
| 15 | j3.13 | J3.13.請問您同不同意，您同時「看電視」與「行動上網」，是因為兩個一起看讓您覺得自己很重要。 | discrete | numeric-8.0 | 910 | 1090 | - |

Group K、數位娛樂篇

| # | Name | Label | Type | Format | Valid | Invalid | Question |
|----|-------|--|----------|-------------|-------|---------|----------|
| 1 | k1.1 | K1.1.請問您同不同意，您在焦慮的心情下會想玩遊戲？ | discrete | numeric-8.0 | 876 | 1124 | - |
| 2 | k1.2 | K1.2.請問您同不同意，您在生氣的心情下會想玩遊戲？ | discrete | numeric-8.0 | 876 | 1124 | - |
| 3 | k1.3 | K1.3.請問您同不同意，您在輕鬆的心情下會想玩遊戲 | discrete | numeric-8.0 | 876 | 1124 | - |
| 4 | k1.4 | K1.4.請問您同不同意，您在快樂的心情下會想玩遊戲 | discrete | numeric-8.0 | 876 | 1124 | - |
| 5 | k1.5 | K1.5.請問您同不同意，就許多方面來說，您目前生活是接近您的理想。 | discrete | numeric-8.0 | 2000 | 0 | - |
| 6 | k1.6 | K1.6.請問您同不同意，您願意負責解決要花很多腦筋的事。 | discrete | numeric-8.0 | 2000 | 0 | - |
| 7 | k1.7 | K1.7.請問您同不同意，您喜歡那些需要想出新的方法來解決問題的工作。 | discrete | numeric-8.0 | 2000 | 0 | - |
| 8 | k1.8 | K1.8.請問您同不同意，我喜歡抽象地思考。 | discrete | numeric-8.0 | 2000 | 0 | - |
| 9 | k1.9 | K1.9.請問您同不同意，您喜歡做一些事情，只因為它能帶來興奮刺激。 | discrete | numeric-8.0 | 2000 | 0 | - |
| 10 | k1.10 | K1.10.請問您同不同意，您喜歡體驗一些全新並且令人興奮的經驗，即使它們有點可怕。 | discrete | numeric-8.0 | 2000 | 0 | - |
| 11 | k1.11 | K1.11.請問您同不同意，對您而言，玩遊戲是有趣的。 | discrete | numeric-8.0 | 876 | 1124 | - |
| 12 | k1.12 | K1.12.請問您同不同意，您會整天想玩遊戲。 | discrete | numeric-8.0 | 876 | 1124 | - |
| 13 | k1.13 | K1.13.請問您同不同意，您把很多空閒時間用在玩遊戲。 | discrete | numeric-8.0 | 876 | 1124 | - |

Group L、網路消費篇

| # | Name | Label | Type | Format | Valid | Invalid | Question |
|----|-------|---|----------|-------------|-------|---------|----------|
| 1 | l1.1 | L1.1.請問您同不同意，您覺得大部分人是可信的。 | discrete | numeric-8.0 | 2000 | 0 | - |
| 2 | l1.2 | L1.2.請問您同不同意，您買東西會在意價格便不便宜。 | discrete | numeric-8.0 | 2000 | 0 | - |
| 3 | l1.3 | L1.3.請問您同不同意，您喜歡嘗試不同的新事物。 | discrete | numeric-8.0 | 2000 | 0 | - |
| 4 | l1.4 | L1.4.請問您同不同意，您經常擔心事情會有不好的結果。 | discrete | numeric-8.0 | 2000 | 0 | - |
| 5 | l1.5 | L1.5.請問您同不同意，只要說明很清楚，您覺得自己有能力在網路上遵照說明來完成購物。 | discrete | numeric-8.0 | 834 | 1166 | - |
| 6 | l1.6 | L1.6.請問您同不同意，若您需要任何商品，您很清楚在網路上哪裡買得到。 | discrete | numeric-8.0 | 834 | 1166 | - |
| 7 | l1.7 | L1.7.請問您同不同意，網路購物比較快速省時。 | discrete | numeric-8.0 | 834 | 1166 | - |
| 8 | l1.8 | L1.8.請問您同不同意，網路購物不受時間、地點的限制想買時就可以買十分方便。 | discrete | numeric-8.0 | 834 | 1166 | - |
| 9 | l1.9 | L1.9.請問您同不同意，在網路上購物什麼樣的商品都找得到。 | discrete | numeric-8.0 | 834 | 1166 | - |
| 10 | l1.10 | L1.10.請問您同不同意，在網路上可以買到比較便宜的商品。 | discrete | numeric-8.0 | 834 | 1166 | - |
| 11 | l1.11 | L1.11.請問您同不同意，在網路上購物很有樂趣。 | discrete | numeric-8.0 | 834 | 1166 | - |
| 12 | l1.12 | L1.12.請問您同不同意，網路購物風險很高。 | discrete | numeric-8.0 | 834 | 1166 | - |
| 13 | l1.13 | L1.13.請問您同不同意，網路購物很不安全。 | discrete | numeric-8.0 | 834 | 1166 | - |
| 14 | l1.14 | L1.14.請問您同不同意，在網路上買到的商品常和網路上描述的不太一樣。 | discrete | numeric-8.0 | 834 | 1166 | - |
| 15 | l1.15 | L1.15.請問您同不同意，您喜歡在網路上購物。 | discrete | numeric-8.0 | 834 | 1166 | - |

Group M、網路展集篇

| # | Name | Label | Type | Format | Valid | Invalid | Question |
|---|------|--|------------|-------------|-------|---------|----------|
| 1 | m1a | M1a.請問您經常會和他一起討論許多重要問題或分享心事的人有幾位? _人 | continuous | numeric-8.0 | 2000 | 0 | - |
| 2 | m1b | M1b.請問您有幾位「認識很久、常聯絡、並且感情很好的人」?(他們可以是你的家人，也可以是親近朋友) | continuous | numeric-8.0 | 2000 | 0 | - |

| # | Name | Label | Type | Format | Valid | Invalid | Question |
|----|------|---|----------|-------------|-------|---------|----------|
| 3 | m2.1 | M2.1.在過去一個月內，您在網路上分享自己製作之影片的頻率是？ | discrete | numeric-8.0 | 1315 | 685 | - |
| 4 | m2.2 | M2.2.在過去一個月內，您在網路上分享自己拍攝之照片的頻率是？ | discrete | numeric-8.0 | 1315 | 685 | - |
| 5 | m2.3 | M2.3.在過去一個月內，您在網路上分享自己撰寫之文章的頻率是？ | discrete | numeric-8.0 | 1315 | 685 | - |
| 6 | m2.4 | M2.4.在過去一個月內，您在網路上轉貼分享他人製作之影片的頻率是？ | discrete | numeric-8.0 | 1315 | 685 | - |
| 7 | m2.5 | M2.5.在過去一個月內，您在網路上轉貼分享他人拍攝之照片的頻率是？ | discrete | numeric-8.0 | 1315 | 685 | - |
| 8 | m2.6 | M2.6.在過去一個月內，您在網路上轉貼分享他人撰寫之文章的頻率是？ | discrete | numeric-8.0 | 1315 | 685 | - |
| 9 | m3.1 | M3.1.請問您同不同意，您很享受朋友對您在網路上分享資訊的回應。 | discrete | numeric-8.0 | 1315 | 685 | - |
| 10 | m3.2 | M3.2.請問您同不同意，在網路上分享資訊讓您更清楚自己是誰、自己關心什麼。 | discrete | numeric-8.0 | 1315 | 685 | - |
| 11 | m3.3 | M3.3.請問您同不同意，在網路上分享資訊讓您覺得有參與感。 | discrete | numeric-8.0 | 1315 | 685 | - |
| 12 | m3.4 | M3.4.請問您同不同意，在網路上分享資訊提昇您在朋友間的聲望。 | discrete | numeric-8.0 | 1315 | 685 | - |
| 13 | m3.5 | M3.5.請問您同不同意，您在網路上分享的資訊能影響其他人。 | discrete | numeric-8.0 | 1315 | 685 | - |
| 14 | m3.6 | M3.6.請問您同不同意，在網路上分享資訊是您支持關心議題的方式之一。 | discrete | numeric-8.0 | 1315 | 685 | - |
| 15 | m3.7 | M3.7.請問您同不同意，興趣相同的人，透過在網路上分享資訊，能培養更好的關係。 | discrete | numeric-8.0 | 1315 | 685 | - |
| 16 | m3.8 | M3.8.請問您同不同意，在網路上分享資訊，是您與很少聯絡的朋友，保持聯繫的一種方式。 | discrete | numeric-8.0 | 1315 | 685 | - |

Group N、網路素養篇

| # | Name | Label | Type | Format | Valid | Invalid | Question |
|---|------|--|----------|-------------|-------|---------|----------|
| 1 | n1.1 | N1.1.下列關於網路使用，請勾選您擅長的項目為何？(複選題)-在網路上找尋您所需的資訊 | discrete | numeric-8.0 | 1064 | 936 | - |
| 2 | n1.2 | N1.2.下列關於網路使用，請勾選您擅長的項目為何？ | discrete | numeric-8.0 | 474 | 1526 | - |

| # | Name | Label | Type | Format | Valid | Invalid | Question |
|----|-------|---|----------|-------------|-------|---------|----------|
| | | (複選題)-設定電子郵件帳號 | | | | | |
| 3 | n1.3 | N1.3.下列關於網路使用, 請勾選您擅長的項目為何? (複選題)-傳送即時訊息 | discrete | numeric-8.0 | 775 | 1225 | - |
| 4 | n1.4 | N1.4.下列關於網路使用, 請勾選您擅長的項目為何? (複選題)-下載並儲存MP3(音樂) | discrete | numeric-8.0 | 519 | 1481 | - |
| 5 | n1.5 | N1.5.下列關於網路使用, 請勾選您擅長的項目為何? (複選題)-設定過濾垃圾信或是彈出式視窗廣告 | discrete | numeric-8.0 | 205 | 1795 | - |
| 6 | n1.6 | N1.6.下列關於網路使用, 請勾選您擅長的項目為何? (複選題)-清除電腦病毒或是解決電腦問題 | discrete | numeric-8.0 | 189 | 1811 | - |
| 7 | n1.7 | N1.7.下列關於網路使用, 請勾選您擅長的項目為何? (複選題)-以上皆非 | discrete | numeric-8.0 | 73 | 1927 | - |
| 8 | n2 | N2. 請問您覺得您的網路技巧屬於哪一種程度? | discrete | numeric-8.0 | 1315 | 685 | - |
| 9 | n3.1 | N3.1.請問您同不同意, 您會比較並評估搜集到的網路資訊是不是可信賴的。 | discrete | numeric-8.0 | 1315 | 685 | - |
| 10 | n3.2 | N3.2.請問您同不同意, 您了解網路資訊的法律相關問題。 | discrete | numeric-8.0 | 1315 | 685 | - |
| 11 | n3.3 | N3.3.請問您同不同意, 您在網路上, 會參考不同網站的資料。(例如: 不同網頁) | discrete | numeric-8.0 | 1315 | 685 | - |
| 12 | n4.1 | N4.1.請問您在網路上收到別人寄出的惡意訊息(不含垃圾信)的頻率是? | discrete | numeric-8.0 | 1315 | 685 | - |
| 13 | n4.2 | N4.2.請問您, 有陌生人在網上要求您提供個人資料的頻率是? | discrete | numeric-8.0 | 1315 | 685 | - |
| 14 | n4.3 | N4.3.請問您, 曾經在不是刻意的情況下, 進到有色情內容的網站的頻率是? | discrete | numeric-8.0 | 1315 | 685 | - |
| 15 | n5.1 | N5.1.請問您, 在網路上刻意寄給別人有可能會傷害到他人的訊息的頻率是? | discrete | numeric-8.0 | 1315 | 685 | - |
| 16 | n5.2 | N5.2.請問您, 在刻意的情況下, 到有色情內容的網站的頻率是? | discrete | numeric-8.0 | 1315 | 685 | - |
| 17 | n6a.1 | N6a.1.請問當您到了一個有安全疑慮或陌生的網站時, 您會有下列何種舉動? (複選題)-使用過濾、防毒軟體 | discrete | numeric-8.0 | 656 | 1344 | - |
| 18 | n6a.2 | N6a.2.請問當您到了一個有安全疑慮或陌生的網站時, 您會有下列何種舉動? (複選題)-提高網頁安全設定 | discrete | numeric-8.0 | 340 | 1660 | - |

| # | Name | Label | Type | Format | Valid | Invalid | Question |
|----|--------|---|------------|-------------|-------|---------|----------|
| 19 | n6a.3 | N6a.3.請問當您到了一個有安全疑慮或陌生的網站時，您會有下列何種舉動？(複選題)-用假名或提供不完整的資料 | discrete | numeric-8.0 | 350 | 1650 | - |
| 20 | n6a.4 | N6a.4.請問當您到了一個有安全疑慮或陌生的網站時，您會有下列何種舉動？(複選題)-閱讀網站上的保密規定 | discrete | numeric-8.0 | 205 | 1795 | - |
| 21 | n6a.5 | N6a.5.請問當您到了一個有安全疑慮或陌生的網站時，您會有下列何種舉動？(複選題)-您會改上其他不用留個人資料的「類似」網站 | discrete | numeric-8.0 | 282 | 1718 | - |
| 22 | n6a.6 | N6a.6.請問當您到了一個有安全疑慮或陌生的網站時，您會有下列何種舉動？(複選題)-什麼都不做，離開網站 | discrete | numeric-8.0 | 656 | 1344 | - |
| 23 | n6a.7 | N6a.7.請問當您到了一個有安全疑慮或陌生的網站時，您會有下列何種舉動？(複選題)-不管，先用再說 | discrete | numeric-8.0 | 95 | 1905 | - |
| 24 | n6a.8 | N6a.8.請問當您到了一個有安全疑慮或陌生的網站時，您會有下列何種舉動？(複選題)-不知道怎麼辦 | discrete | numeric-8.0 | 93 | 1907 | - |
| 25 | n6a.9 | N6a.9.請問當您到了一個有安全疑慮或陌生的網站時，您會有下列何種舉動？(複選題)-上網尋問陌生網友應該要怎麼辦 | discrete | numeric-8.0 | 42 | 1958 | - |
| 26 | n6a.10 | N6a.10.請問當您到了一個有安全疑慮或陌生的網站時，您會有下列何種舉動？(複選題)-詢問認識的人應該要怎麼辦 | discrete | numeric-8.0 | 141 | 1859 | - |
| 27 | n6b | N6b. 剛才您有提到您會詢問認識的人，請問大概有多少人？ | continuous | numeric-8.0 | 141 | 1859 | - |
| 28 | n7.1 | N7.1.您在使用網路時看到您不想看的內容而感到很困擾的頻率是？ | discrete | numeric-8.0 | 1315 | 685 | - |
| 29 | n7.2 | N7.2.您在使用網路時感到有罪惡感的頻率是？ | discrete | numeric-8.0 | 1315 | 685 | - |
| 30 | n8 | N8. 請問整體來說，您覺得使用網路是愉快的嗎？ | discrete | numeric-8.0 | 1315 | 685 | - |

Group 0、公民參與篇

| # | Name | Label | Type | Format | Valid | Invalid | Question |
|---|------|-------------------------------|----------|-------------|-------|---------|----------|
| 1 | o1.1 | O1.1.請問您同不同意，政治雖然複雜，但您還是可以了解。 | discrete | numeric-8.0 | 2000 | 0 | - |

| # | Name | Label | Type | Format | Valid | Invalid | Question |
|----|---------|---|----------|-------------|-------|---------|----------|
| 2 | o1.2 | O1.2.請問您同不同意，一般來說，您對政治很感興趣。 | discrete | numeric-8.0 | 2000 | 0 | - |
| 3 | o1.3 | O1.3.請問您同不同意，您會願意參與地方改造工作(如向鄰里長反映社區問題、美化社區環境、抗議焚化爐興建等)。 | discrete | numeric-8.0 | 2000 | 0 | - |
| 4 | o1.4 | O1.4.請問您同不同意，您會願意參加地方性質的集會或活動(如公寓大樓委員會、鄰里集會、鄉、鎮、市、村里民大會、農漁民集會、社區婦女、家長集會)。 | discrete | numeric-8.0 | 2000 | 0 | - |
| 5 | o1.5 | O1.5.請問您同不同意，您會願意參加地方政治性社團活動(如地方政黨集會、地方政治人物服務處、後援會等，但不包括政黨內部的選舉投票)。 | discrete | numeric-8.0 | 2000 | 0 | - |
| 6 | o1.6 | O1.6.請問您同不同意，您會願意參與競選造勢活動。 | discrete | numeric-8.0 | 2000 | 0 | - |
| 7 | o1.7 | O1.7.請問您同不同意，您會願意幫您支持的候選人拉票。 | discrete | numeric-8.0 | 2000 | 0 | - |
| 8 | o1.8 | O1.8.請問您同不同意，您會願意說服朋友支持您喜歡的候選人。 | discrete | numeric-8.0 | 2000 | 0 | - |
| 9 | o1.9 | O1.9.請問您同不同意，公職選舉的時候，您會願意去投票。 | discrete | numeric-8.0 | 2000 | 0 | - |
| 10 | o1.10 | O1.10.請問您同不同意，當政府官員想要做什麼時，並不會在意老百姓怎麼想。 | discrete | numeric-8.0 | 2000 | 0 | - |
| 11 | o2.1a | O2.1a.請問您蒐尋、瀏覽、點閱、觀看和政治與公共事務有關的新聞、訊息、影片的頻率是? | discrete | numeric-8.0 | 1315 | 685 | - |
| 12 | o2.1b.1 | O2.1b.1.請問您是透過下列哪些平台或方式來蒐尋、瀏覽、點閱、觀看和政治與公共事務有關的新聞、訊息、影片?(複選題)-社交網站(如 Facebook, MySpace, LinkedIn等) | discrete | numeric-8.0 | 546 | 1454 | - |
| 13 | o2.1b.2 | O2.1b.2.請問您是透過下列哪些平台或方式來蒐尋、瀏覽、點閱、觀看和政治與公共事務有關的新聞、訊息、影片?(複選題)-部落格 | discrete | numeric-8.0 | 119 | 1881 | - |
| 14 | o2.1b.3 | O2.1b.3.請問您是透過下列哪些平台或方式來蒐尋、瀏覽、點閱、觀看和政治與公共事務有關的新聞、訊息、影片?(複選題)-線 | discrete | numeric-8.0 | 294 | 1706 | - |

| # | Name | Label | Type | Format | Valid | Invalid | Question |
|----|---------|---|----------|-------------|-------|---------|----------|
| | | 上影音網站(如 Youtube, Justin TV等) | | | | | |
| 15 | o2.1b.4 | O2.1b.4.請問您是透過下列哪些平台或方式來蒐尋、瀏覽、點閱、觀看和政治與公共事務有關的新聞、訊息、影片?(複選題)-微網誌(如 Twitter、Plurk、FriendFeed等) | discrete | numeric-8.0 | 38 | 1962 | - |
| 16 | o2.1b.5 | O2.1b.5.請問您是透過下列哪些平台或方式來蒐尋、瀏覽、點閱、觀看和政治與公共事務有關的新聞、訊息、影片?(複選題)-新聞網站(包括奇摩新聞網、聯合新聞網等) | discrete | numeric-8.0 | 663 | 1337 | - |
| 17 | o2.2a | O2.2a.請問您轉貼、轉寄和政治與公共事務有關的新聞、訊息、影片的頻率是? | discrete | numeric-8.0 | 1315 | 685 | - |
| 18 | o2.2b.1 | O2.2b.1.請問是透過下列哪些平台或方式來轉貼、轉寄和政治與公共事務有關的新聞、訊息、影片?(複選題)-社交網站(如 Facebook, MySpace, LinkedIn等) | discrete | numeric-8.0 | 420 | 1580 | - |
| 19 | o2.2b.2 | O2.2b.2.請問是透過下列哪些平台或方式來轉貼、轉寄和政治與公共事務有關的新聞、訊息、影片?(複選題)-部落格 | discrete | numeric-8.0 | 81 | 1919 | - |
| 20 | o2.2b.3 | O2.2b.3.請問是透過下列哪些平台或方式來轉貼、轉寄和政治與公共事務有關的新聞、訊息、影片?(複選題)-線上影音網站(如 Youtube, Justin TV等) | discrete | numeric-8.0 | 130 | 1870 | - |
| 21 | o2.2b.4 | O2.2b.4.請問是透過下列哪些平台或方式來轉貼、轉寄和政治與公共事務有關的新聞、訊息、影片?(複選題)-微網誌(如 Twitter、Plurk、FriendFeed等) | discrete | numeric-8.0 | 32 | 1968 | - |
| 22 | o2.2b.5 | O2.2b.5.請問是透過下列哪些平台或方式來轉貼、轉寄和政治與公共事務有關的新聞、訊息、影片?(複選題)-新聞網站(包括奇摩新聞網、聯合新聞網等) | discrete | numeric-8.0 | 187 | 1813 | - |
| 23 | o2.2b.6 | O2.2b.6.請問是透過下列哪些平台或方式來轉貼、轉寄和政治與公共事務有關的新聞、訊息、影片?(複選題)-轉貼e-mail | discrete | numeric-8.0 | 64 | 1936 | - |
| 24 | o2.3a | O2.3a.請問您發文、製作、留言、評論和政治與公共事務有關的新聞、訊息、影片的頻率是? | discrete | numeric-8.0 | 1315 | 685 | - |

| # | Name | Label | Type | Format | Valid | Invalid | Question |
|----|---------|--|------------|-------------|-------|---------|----------|
| 25 | o2.3b.1 | O2.3b.1.請問是透過下列哪些平台或方式來發文、製作、留言、評論和政治與公共事務有關的新聞、訊息、影片?(複選題)-社交網站(如 Facebook, MySpace, LinkedIn等) | discrete | numeric-8.0 | 368 | 1632 | - |
| 26 | o2.3b.2 | O2.3b.2.請問是透過下列哪些平台或方式來發文、製作、留言、評論和政治與公共事務有關的新聞、訊息、影片?(複選題)-部落格 | discrete | numeric-8.0 | 74 | 1926 | - |
| 27 | o2.3b.3 | O2.3b.3.請問是透過下列哪些平台或方式來發文、製作、留言、評論和政治與公共事務有關的新聞、訊息、影片?(複選題)-線上影音網站(如 Youtube, Justin TV等) | discrete | numeric-8.0 | 102 | 1898 | - |
| 28 | o2.3b.4 | O2.3b.4.請問是透過下列哪些平台或方式來發文、製作、留言、評論和政治與公共事務有關的新聞、訊息、影片?(複選題)-微網誌(如 Twitter、Plurk、FriendFeed等) | discrete | numeric-8.0 | 46 | 1954 | - |
| 29 | o2.3b.5 | O2.3b.5.請問是透過下列哪些平台或方式來發文、製作、留言、評論和政治與公共事務有關的新聞、訊息、影片?(複選題)-新聞網站(包括奇摩新聞網、聯合新聞網等) | discrete | numeric-8.0 | 115 | 1885 | - |
| 30 | o2.4a | O2.4a.請問您有沒有加入和政治與公共事務有關的社群或粉絲團? | discrete | numeric-8.0 | 1315 | 685 | - |
| 31 | o2.4b | O2.4b.請問您加入和政治與公共事務有關的社群或粉絲團有幾個? _個 | continuous | numeric-8.0 | 95 | 1905 | - |
| 32 | o2.4c.1 | O2.4c.1.請問您加入和政治與公共事務有關的社群或粉絲團是在哪些平台上?(複選題)-社交網站(如 Facebook, MySpace, LinkedIn等) | discrete | numeric-8.0 | 87 | 1913 | - |
| 33 | o2.4c.2 | O2.4c.2.請問您加入和政治與公共事務有關的社群或粉絲團是在哪些平台上?(複選題)-部落格 | discrete | numeric-8.0 | 11 | 1989 | - |
| 34 | o2.4c.3 | O2.4c.3.請問您加入和政治與公共事務有關的社群或粉絲團是在哪些平台上?(複選題)-線上影音網站(如 Youtube, Justin TV等) | discrete | numeric-8.0 | 14 | 1986 | - |
| 35 | o2.4c.4 | O2.4c.4.請問您加入和政治與公共事務有關的社群或粉絲團是在哪些平台上?(複選題)-微網誌(如 | discrete | numeric-8.0 | 12 | 1988 | - |

| # | Name | Label | Type | Format | Valid | Invalid | Question |
|----|---------|--|----------|-------------|-------|---------|----------|
| | | Twitter、Plurk、FriendFeed等) | | | | | |
| 36 | o2.4c.5 | O2.4c.5.請問您加入和政治與公共事務有關的社群或粉絲團是在哪些平台上?(複選題)-新聞網站(包括奇摩新聞網、聯合新聞網等) | discrete | numeric-8.0 | 20 | 1980 | - |

Group P、工作狀況

| # | Name | Label | Type | Format | Valid | Invalid | Question |
|---|----------|---|----------|--------------|-------|---------|----------|
| 1 | p1 | P1.請問您現在有沒有在工作? | discrete | numeric-8.0 | 2000 | 0 | - |
| 2 | p1_other | P1.other.請問您現在有沒有在工作?其它,請說明— | discrete | character-50 | 0 | 0 | - |
| 3 | p2 | P2.請問您的行業: | discrete | numeric-8.0 | 1576 | 424 | - |
| 4 | p2_other | P2.other.請問您的行業:其它(請說明)__ | discrete | character-50 | 0 | 0 | - |
| 5 | p3 | P3.請問您個人平均每個月所有的(稅前)收入差不多有多少?(包括薪資、年終獎金、年節分紅、加班費、執行業務收入、自營收入、投資利息、房租、退休金、或父母/小孩給予的生活費等收入) | discrete | numeric-8.0 | 2000 | 0 | - |

Group Q. 網路閱聽人測量計畫篩選題

| # | Name | Label | Type | Format | Valid | Invalid | Question |
|---|----------------|-------------------------------------|----------|-------------|-------|---------|----------|
| 1 | q1a.1 | Q1a.1.請問您的上網設備有下列哪些?-個人桌上型電腦 | discrete | numeric-8.0 | 941 | 1059 | - |
| 2 | q1a.2 | Q1a.2.請問您的上網設備有下列哪些?-筆記型電腦 | discrete | numeric-8.0 | 550 | 1450 | - |
| 3 | q1a.3 | Q1a.3.請問您的上網設備有下列哪些?-都沒有 | discrete | numeric-8.0 | 137 | 1863 | - |
| 4 | q1b | Q1b.請問本次訪問地點是位在何處(訪員請自行點選)? | discrete | numeric-8.0 | 1195 | 805 | - |
| 5 | q2a | Q2a.請問您的上網設備是哪一種作業系統? | discrete | numeric-8.0 | 507 | 1493 | - |
| 6 | q2b | Q2b.請問您的上網設備,是否有與他人共用? | discrete | numeric-8.0 | 475 | 1525 | - |
| 7 | q2c.1 | Q2c(1).請選擇「A流程」安裝,安裝結果: | discrete | numeric-8.0 | 217 | 1783 | - |
| 8 | q2c.2 | Q2c(2).請選擇「B流程」安裝,安裝結果: | discrete | numeric-8.0 | 262 | 1738 | - |
| 9 | q2d_category.1 | Q2d.請問您平日使用此台電腦上網的時段為何?(複選題)大類.1.上午 | discrete | numeric-8.0 | 0 | 2000 | - |

| # | Name | Label | Type | Format | Valid | Invalid | Question |
|----|----------------|---|----------|-------------|-------|---------|----------|
| 10 | q2d_category.2 | Q2d.請問您平日使用此台電腦上網的時段為何?(複選題)大類.2.下午 | discrete | numeric-8.0 | 2 | 1998 | - |
| 11 | q2d_category.3 | Q2d.請問您平日使用此台電腦上網的時段為何?(複選題)大類.3.晚上 | discrete | numeric-8.0 | 3 | 1997 | - |
| 12 | q2d_category.4 | Q2d.請問您平日使用此台電腦上網的時段為何?(複選題)大類.4.凌晨 | discrete | numeric-8.0 | 0 | 2000 | - |
| 13 | q2d | Q2d.1.請問您平日使用此台電腦上網的時段為何?(複選題)-6:00~6:59 | discrete | numeric-8.0 | 0 | 2000 | - |
| 14 | q2d.2 | Q2d.2.請問您平日使用此台電腦上網的時段為何?(複選題)-7:00~7:59 | discrete | numeric-8.0 | 0 | 2000 | - |
| 15 | q2d.3 | Q2d.3.請問您平日使用此台電腦上網的時段為何?(複選題)-8:00~8:59 | discrete | numeric-8.0 | 0 | 2000 | - |
| 16 | q2d.4 | Q2d.4.請問您平日使用此台電腦上網的時段為何?(複選題)-9:00~9:59 | discrete | numeric-8.0 | 0 | 2000 | - |
| 17 | q2d.5 | Q2d.5.請問您平日使用此台電腦上網的時段為何?(複選題)-10:00~10:59 | discrete | numeric-8.0 | 0 | 2000 | - |
| 18 | q2d.6 | Q2d.6.請問您平日使用此台電腦上網的時段為何?(複選題)-11:00~11:59 | discrete | numeric-8.0 | 0 | 2000 | - |
| 19 | q2d.7 | Q2d.7.請問您平日使用此台電腦上網的時段為何?(複選題)-12:00~12:59 | discrete | numeric-8.0 | 1 | 1999 | - |
| 20 | q2d.8 | Q2d.8.請問您平日使用此台電腦上網的時段為何?(複選題)-13:00~13:59 | discrete | numeric-8.0 | 0 | 2000 | - |
| 21 | q2d.9 | Q2d.9.請問您平日使用此台電腦上網的時段為何?(複選題)-14:00~14:59 | discrete | numeric-8.0 | 0 | 2000 | - |
| 22 | q2d.10 | Q2d.10.請問您平日使用此台電腦上網的時段為何?(複選題)-15:00~15:59 | discrete | numeric-8.0 | 0 | 2000 | - |
| 23 | q2d.11 | Q2d.11.請問您平日使用此台電腦上網的時段為何?(複選題)-16:00~16:59 | discrete | numeric-8.0 | 0 | 2000 | - |
| 24 | q2d.12 | Q2d.12.請問您平日使用此台電腦上網的時段為何?(複選題)-17:00~17:59 | discrete | numeric-8.0 | 0 | 2000 | - |
| 25 | q2d.13 | Q2d.13.請問您平日使用此台電腦上網的時段為何?(複選題)-18:00~18:59 | discrete | numeric-8.0 | 0 | 2000 | - |
| 26 | q2d.14 | Q2d.14.請問您平日使用此台電腦上網的時段為何?(複選題)-19:00~19:59 | discrete | numeric-8.0 | 0 | 2000 | - |
| 27 | q2d.15 | Q2d.15.請問您平日使用此台電腦上網的時段為何?(複選題)-20:00~20:59 | discrete | numeric-8.0 | 1 | 1999 | - |

| # | Name | Label | Type | Format | Valid | Invalid | Question |
|----|----------------|---|----------|-------------|-------|---------|----------|
| 28 | q2d.16 | Q2d.16.請問您平日使用此台電腦上網的時段為何? (複選題)-21:00~21:59 | discrete | numeric-8.0 | 3 | 1997 | - |
| 29 | q2d.17 | Q2d.17.請問您平日使用此台電腦上網的時段為何? (複選題)-22:00~22:59 | discrete | numeric-8.0 | 2 | 1998 | - |
| 30 | q2d.18 | Q2d.18.請問您平日使用此台電腦上網的時段為何? (複選題)-23:00~23:59 | discrete | numeric-8.0 | 1 | 1999 | - |
| 31 | q2d.19 | Q2d.19.請問您平日使用此台電腦上網的時段為何? (複選題)-0:00~0:59 | discrete | numeric-8.0 | 0 | 2000 | - |
| 32 | q2d.20 | Q2d.20.請問您平日使用此台電腦上網的時段為何? (複選題)-1:00~1:59 | discrete | numeric-8.0 | 0 | 2000 | - |
| 33 | q2d.21 | Q2d.21.請問您平日使用此台電腦上網的時段為何? (複選題)-2:00~2:59 | discrete | numeric-8.0 | 0 | 2000 | - |
| 34 | q2d.22 | Q2d.22.請問您平日使用此台電腦上網的時段為何? (複選題)-3:00~3:59 | discrete | numeric-8.0 | 0 | 2000 | - |
| 35 | q2d.23 | Q2d.23.請問您平日使用此台電腦上網的時段為何? (複選題)-4:00~4:59 | discrete | numeric-8.0 | 0 | 2000 | - |
| 36 | q2d.24 | Q2d.24.請問您平日使用此台電腦上網的時段為何? (複選題)-5:00~5:59 | discrete | numeric-8.0 | 0 | 2000 | - |
| 37 | q3a | Q3a.請問您的上網設備是哪一種作業系統? | discrete | numeric-8.0 | 686 | 1314 | - |
| 38 | q3b | Q3b.請問您的上網設備, 是否有與他人共用? | discrete | numeric-8.0 | 657 | 1343 | - |
| 39 | q3c.1 | Q3c(1).請選擇「C流程」安裝, 安裝結果: | discrete | numeric-8.0 | 287 | 1713 | - |
| 40 | q3c.2 | Q3c(2).請選擇「D流程」安裝, 安裝結果: | discrete | numeric-8.0 | 375 | 1625 | - |
| 41 | q3d_category.1 | Q3d.請問您平日使用此台電腦上網的時段為何?(複選題)-大類.1.上午 | discrete | numeric-8.0 | 4 | 1996 | - |
| 42 | q3d_category.2 | Q3d.請問您平日使用此台電腦上網的時段為何?(複選題)-大類.2.下午 | discrete | numeric-8.0 | 3 | 1997 | - |
| 43 | q3d_category.3 | Q3d.請問您平日使用此台電腦上網的時段為何?(複選題)-大類.3.晚上 | discrete | numeric-8.0 | 7 | 1993 | - |
| 44 | q3d_category.4 | Q3d.請問您平日使用此台電腦上網的時段為何?(複選題)-大類.4.凌晨 | discrete | numeric-8.0 | 0 | 2000 | - |
| 45 | q3d | Q3d.1.請問您平日使用此台電腦上網的時段為何?(複選題)-6:00~6:59 | discrete | numeric-8.0 | 1 | 1999 | - |
| 46 | q3d.2 | Q3d.2.請問您平日使用此台電腦上網的時段為何?(複選題)-7:00~7:59 | discrete | numeric-8.0 | 2 | 1998 | - |

| # | Name | Label | Type | Format | Valid | Invalid | Question |
|----|--------|---|----------|-------------|-------|---------|----------|
| 47 | q3d.3 | Q3d.3.請問您平日使用此台電腦上網的時段為何?(複選題)-8:00~8:59 | discrete | numeric-8.0 | 0 | 2000 | - |
| 48 | q3d.4 | Q3d.4.請問您平日使用此台電腦上網的時段為何?(複選題)-9:00~9:59 | discrete | numeric-8.0 | 0 | 2000 | - |
| 49 | q3d.5 | Q3d.5.請問您平日使用此台電腦上網的時段為何?(複選題)-10:00~10:59 | discrete | numeric-8.0 | 0 | 2000 | - |
| 50 | q3d.6 | Q3d.6.請問您平日使用此台電腦上網的時段為何?(複選題)-11:00~11:59 | discrete | numeric-8.0 | 2 | 1998 | - |
| 51 | q3d.7 | Q3d.7.請問您平日使用此台電腦上網的時段為何?(複選題)-12:00~12:59 | discrete | numeric-8.0 | 0 | 2000 | - |
| 52 | q3d.8 | Q3d.8.請問您平日使用此台電腦上網的時段為何?(複選題)-13:00~13:59 | discrete | numeric-8.0 | 0 | 2000 | - |
| 53 | q3d.9 | Q3d.9.請問您平日使用此台電腦上網的時段為何?(複選題)-14:00~14:59 | discrete | numeric-8.0 | 0 | 2000 | - |
| 54 | q3d.10 | Q3d.10.請問您平日使用此台電腦上網的時段為何?(複選題)-15:00~15:59 | discrete | numeric-8.0 | 1 | 1999 | - |
| 55 | q3d.11 | Q3d.11.請問您平日使用此台電腦上網的時段為何?(複選題)-16:00~16:59 | discrete | numeric-8.0 | 1 | 1999 | - |
| 56 | q3d.12 | Q3d.12.請問您平日使用此台電腦上網的時段為何?(複選題)-17:00~17:59 | discrete | numeric-8.0 | 2 | 1998 | - |
| 57 | q3d.13 | Q3d.13.請問您平日使用此台電腦上網的時段為何?(複選題)-18:00~18:59 | discrete | numeric-8.0 | 1 | 1999 | - |
| 58 | q3d.14 | Q3d.14.請問您平日使用此台電腦上網的時段為何?(複選題)-19:00~19:59 | discrete | numeric-8.0 | 2 | 1998 | - |
| 59 | q3d.15 | Q3d.15.請問您平日使用此台電腦上網的時段為何?(複選題)-20:00~20:59 | discrete | numeric-8.0 | 4 | 1996 | - |
| 60 | q3d.16 | Q3d.16.請問您平日使用此台電腦上網的時段為何?(複選題)-21:00~21:59 | discrete | numeric-8.0 | 4 | 1996 | - |
| 61 | q3d.17 | Q3d.17.請問您平日使用此台電腦上網的時段為何?(複選題)-22:00~22:59 | discrete | numeric-8.0 | 0 | 2000 | - |
| 62 | q3d.18 | Q3d.18.請問您平日使用此台電腦上網的時段為何?(複選題)-23:00~23:59 | discrete | numeric-8.0 | 0 | 2000 | - |
| 63 | q3d.19 | Q3d.19.請問您平日使用此台電腦上網的時段為何?(複選題)-0:00~0:59 | discrete | numeric-8.0 | 0 | 2000 | - |
| 64 | q3d.20 | Q3d.20.請問您平日使用此台電腦上網的時段為何?(複選題)-1:00~1:59 | discrete | numeric-8.0 | 0 | 2000 | - |

| # | Name | Label | Type | Format | Valid | Invalid | Question |
|----|----------|---|----------|--------------|-------|---------|----------|
| 65 | q3d.21 | Q3d.21.請問您平日使用此台電腦上網的時段為何? (複選題)-2:00~2:59 | discrete | numeric-8.0 | 0 | 2000 | - |
| 66 | q3d.22 | Q3d.22.請問您平日使用此台電腦上網的時段為何? (複選題)-3:00~3:59 | discrete | numeric-8.0 | 0 | 2000 | - |
| 67 | q3d.23 | Q3d.23.請問您平日使用此台電腦上網的時段為何? (複選題)-4:00~4:59 | discrete | numeric-8.0 | 0 | 2000 | - |
| 68 | q3d.24 | Q3d.24.請問您平日使用此台電腦上網的時段為何? (複選題)-5:00~5:59 | discrete | numeric-8.0 | 0 | 2000 | - |
| 69 | q4 | Q4.1.若訪員無法在現場安裝或受試者已直接拒絕,請依實際狀況選擇適切的狀態輸入平板電腦中。-隱私問題 | discrete | numeric-8.0 | 946 | 1054 | - |
| 70 | q4.2 | Q4.2.若訪員無法在現場安裝或受試者已直接拒絕,請依實際狀況選擇適切的狀態輸入平板電腦中。-公司資訊問題 | discrete | numeric-8.0 | 128 | 1872 | - |
| 71 | q4.3 | Q4.3.若訪員無法在現場安裝或受試者已直接拒絕,請依實際狀況選擇適切的狀態輸入平板電腦中。-軟體安全性 | discrete | numeric-8.0 | 230 | 1770 | - |
| 72 | q4.4 | Q4.4.若訪員無法在現場安裝或受試者已直接拒絕,請依實際狀況選擇適切的狀態輸入平板電腦中。-電腦與其他人共用,目前無法聯繫共用者詢問意願 | discrete | numeric-8.0 | 107 | 1893 | - |
| 73 | q4.5 | Q4.5.若訪員無法在現場安裝或受試者已直接拒絕,請依實際狀況選擇適切的狀態輸入平板電腦中。-共用者不同意 | discrete | numeric-8.0 | 33 | 1967 | - |
| 74 | q4.6 | Q4.6.若訪員無法在現場安裝或受試者已直接拒絕,請依實際狀況選擇適切的狀態輸入平板電腦中。-電腦是公司給予,須詢問公司意見 | discrete | numeric-8.0 | 91 | 1909 | - |
| 75 | q4.7 | Q4.7.若訪員無法在現場安裝或受試者已直接拒絕,請依實際狀況選擇適切的狀態輸入平板電腦中。-需要時間考慮&其他 | discrete | numeric-8.0 | 19 | 1981 | - |
| 76 | q4_other | Q4.other..若訪員無法在現場安裝或受試者已直接拒絕,請依實際狀況選擇適切的狀態輸入平板電腦中。其它— | discrete | character-50 | 18 | 0 | - |

Variables Description

Dataset contains 486 variable(s)

| | | | |
|---|---------|---|-------------------|
| File : data | | | |
| # id: 編號 | | | |
| Information | | [Type= continuous] [Format=numeric] [Range= 1-2012] [Missing=*] | |
| Statistics [NW/ W] | | [Valid=2000 /-] [Invalid=0 /-] [Mean=1006.047 /-] [StdDev=581.213 /-] | |
| # area: 分層 | | | |
| Information | | [Type= discrete] [Format=numeric] [Range= 1-6] [Missing=*] | |
| Statistics [NW/ W] | | [Valid=2000 /-] [Invalid=0 /-] | |
| Value | Label | Cases | Percentage |
| 1 | 核心都市 | 442 | <div></div> 22.1% |
| 2 | 一般都市 | 583 | <div></div> 29.2% |
| 3 | 新興市鎮 | 525 | <div></div> 26.2% |
| 4 | 傳統產業市鎮 | 150 | <div></div> 7.5% |
| 5 | 一般鄉鎮 | 200 | <div></div> 10.0% |
| 6 | 高齡暨偏遠鄉鎮 | 100 | <div></div> 5.0% |
| Warning: these figures indicate the number of cases found in the data file. They cannot be interpreted as summary statistics of the population of interest. | | | |
| # a1: A1.性別 | | | |
| Information | | [Type= discrete] [Format=numeric] [Range= 1-2] [Missing=*] | |
| Statistics [NW/ W] | | [Valid=2000 /-] [Invalid=0 /-] | |
| Value | Label | Cases | Percentage |
| 1 | 男 | 983 | <div></div> 49.2% |
| 2 | 女 | 1017 | <div></div> 50.8% |
| Warning: these figures indicate the number of cases found in the data file. They cannot be interpreted as summary statistics of the population of interest. | | | |
| # age: 年齡分層 | | | |
| Information | | [Type= discrete] [Format=numeric] [Range= 1-8] [Missing=*] | |
| Statistics [NW/ W] | | [Valid=2000 /-] [Invalid=0 /-] | |
| Value | Label | Cases | Percentage |
| 1 | 18-19歲 | 89 | <div></div> 4.4% |
| 2 | 20-29歲 | 408 | <div></div> 20.4% |
| 3 | 30-39歲 | 410 | <div></div> 20.5% |
| 4 | 40-49歲 | 399 | <div></div> 20.0% |
| 5 | 50-59歲 | 359 | <div></div> 18.0% |
| 6 | 60-69歲 | 235 | <div></div> 11.8% |
| 7 | 70-79歲 | 76 | <div></div> 3.8% |
| 8 | 80歲以上 | 24 | <div></div> 1.2% |
| Warning: these figures indicate the number of cases found in the data file. They cannot be interpreted as summary statistics of the population of interest. | | | |
| # a2: A2.請問您是民國哪一年出生的?民國__年 | | | |
| Information | | [Type= continuous] [Format=numeric] [Range= 1-84] [Missing=*] | |
| Statistics [NW/ W] | | [Valid=2000 /-] [Invalid=0 /-] [Mean=59.673 /-] [StdDev=15.908 /-] | |
| # a3: A3.請問您在那一個縣市出生? | | | |
| Information | | [Type= discrete] [Format=numeric] [Range= 1-88] [Missing=*] | |
| Statistics [NW/ W] | | [Valid=2000 /-] [Invalid=0 /-] | |
| Value | Label | Cases | Percentage |
| 1 | 基隆市 | 20 | <div></div> 1.0% |

File : data

a3: A3.請問您在那一個縣市出生？

| Value | Label | Cases | Percentage |
|-------|-------|-------|------------|
| 2 | 台北市 | 228 | 11.4% |
| 3 | 新北市 | 154 | 7.7% |
| 4 | 桃園縣 | 73 | 3.6% |
| 5 | 新竹縣 | 34 | 1.7% |
| 6 | 新竹市 | 21 | 1.0% |
| 7 | 苗栗縣 | 99 | 5.0% |
| 8 | 南投縣 | 19 | 1.0% |
| 9 | 台中市 | 195 | 9.8% |
| 10 | 彰化縣 | 79 | 4.0% |
| 11 | 雲林縣 | 64 | 3.2% |
| 12 | 嘉義縣 | 42 | 2.1% |
| 13 | 嘉義市 | 37 | 1.8% |
| 14 | 台南市 | 365 | 18.2% |
| 15 | 高雄市 | 242 | 12.1% |
| 16 | 屏東縣 | 116 | 5.8% |
| 17 | 宜蘭縣 | 82 | 4.1% |
| 18 | 花蓮縣 | 36 | 1.8% |
| 19 | 台東縣 | 56 | 2.8% |
| 20 | 澎湖縣 | 12 | 0.6% |
| 21 | 金門縣 | 5 | 0.2% |
| 22 | 連江縣 | 0 | |
| 88 | 其他 | 21 | 1.0% |

Warning: these figures indicate the number of cases found in the data file. They cannot be interpreted as summary statistics of the population of interest.

a3_other: A3.請問您在那一個縣市出生?其他__

| Information | [Type= discrete] [Format=character] [Missing=*] | | |
|--------------------|---|-------|------------|
| Statistics [NW/ W] | [Valid=21 /-] [Invalid=0 /-] | | |
| Value | Label | Cases | Percentage |
| 中國 | | 1 | 4.8% |
| 中國大陸 | | 1 | 4.8% |
| 中國廣州 | | 1 | 4.8% |
| 北京 | | 1 | 4.8% |
| 印尼 | | 1 | 4.8% |
| 大陸 | | 4 | 19.0% |
| 大馬 | | 1 | 4.8% |
| 未回答 | | 4 | 19.0% |
| 緬甸 | | 4 | 19.0% |
| 越南 | | 2 | 9.5% |
| 馬來西亞 | | 1 | 4.8% |

Warning: these figures indicate the number of cases found in the data file. They cannot be interpreted as summary statistics of the population of interest.

a4: A4.請問您父親是哪裡人?(以籍貫為主)

| | |
|--------------------|---|
| Information | [Type= discrete] [Format=numeric] [Range= 1-88] [Missing=*] |
| Statistics [NW/ W] | [Valid=2000 /-] [Invalid=0 /-] |

File : data

a4: A4.請問您父親是哪裡人?(以籍貫為主)

| Value | Label | Cases | Percentage |
|-------|-----------|-------|------------------------------|
| 1 | 台灣閩南(河洛)人 | 1343 | <div><div></div></div> 67.2% |
| 2 | 台灣客家人 | 203 | <div><div></div></div> 10.2% |
| 3 | 大陸各省市 | 168 | <div><div></div></div> 8.4% |
| 4 | 台灣原住民 | 150 | <div><div></div></div> 7.5% |
| 5 | 台灣新住民 | 123 | <div><div></div></div> 6.2% |
| 88 | 其他 | 13 | <div><div></div></div> 0.6% |

Warning: these figures indicate the number of cases found in the data file. They cannot be interpreted as summary statistics of the population of interest.

a4_other: A4.請問您父親是哪裡人?(以籍貫為主)其他—

| | |
|--------------------|---|
| Information | [Type= discrete] [Format=character] [Missing=*] |
| Statistics [NW/ W] | [Valid=13 /-] [Invalid=0 /-] |

| Value | Label | Cases | Percentage |
|----------------|-------|-------|------------------------------|
| 一半原住民一 半外省人 | | 1 | <div><div></div></div> 7.7% |
| 印尼 | | 1 | <div><div></div></div> 7.7% |
| 大馬 | | 1 | <div><div></div></div> 7.7% |
| 未回答 | | 4 | <div><div></div></div> 30.8% |
| 緬甸 | | 3 | <div><div></div></div> 23.1% |
| 越南 | | 2 | <div><div></div></div> 15.4% |
| 香港 | | 1 | <div><div></div></div> 7.7% |

Warning: these figures indicate the number of cases found in the data file. They cannot be interpreted as summary statistics of the population of interest.

a5: A5.請問您母親是哪裡人?(以籍貫為主)

| | |
|--------------------|---|
| Information | [Type= discrete] [Format=numeric] [Range= 1-88] [Missing=*] |
| Statistics [NW/ W] | [Valid=2000 /-] [Invalid=0 /-] |

| Value | Label | Cases | Percentage |
|-------|-----------|-------|------------------------------|
| 1 | 台灣閩南(河洛)人 | 1387 | <div><div></div></div> 69.4% |
| 2 | 台灣客家人 | 224 | <div><div></div></div> 11.2% |
| 3 | 大陸各省市 | 88 | <div><div></div></div> 4.4% |
| 4 | 台灣原住民 | 176 | <div><div></div></div> 8.8% |
| 5 | 台灣新住民 | 115 | <div><div></div></div> 5.8% |
| 88 | 其他 | 10 | <div><div></div></div> 0.5% |

Warning: these figures indicate the number of cases found in the data file. They cannot be interpreted as summary statistics of the population of interest.

a5_other: A5.請問您母親是哪裡人?(以籍貫為主)其他—

| | |
|--------------------|---|
| Information | [Type= discrete] [Format=character] [Missing=*] |
| Statistics [NW/ W] | [Valid=10 /-] [Invalid=0 /-] |

| Value | Label | Cases | Percentage |
|-------|-------|-------|------------------------------|
| 印尼 | | 1 | <div><div></div></div> 10.0% |
| 大馬 | | 1 | <div><div></div></div> 10.0% |
| 未回答 | | 1 | <div><div></div></div> 10.0% |
| 緬甸 | | 3 | <div><div></div></div> 30.0% |
| 菲律賓 | | 1 | <div><div></div></div> 10.0% |
| 越南 | | 3 | <div><div></div></div> 30.0% |

Warning: these figures indicate the number of cases found in the data file. They cannot be interpreted as summary statistics of the population of interest.

File : data

a6: A6.請問您的婚姻狀況是?

| | |
|--------------------|---|
| Information | [Type= discrete] [Format=numeric] [Range= 1-88] [Missing=*] |
| Statistics [NW/ W] | [Valid=2000 /-] [Invalid=0 /-] |

| Value | Label | Cases | Percentage |
|-------|--------|-------|------------|
| 1 | 未婚 | 755 | 37.8% |
| 2 | 已婚 | 1050 | 52.5% |
| 3 | 同居 | 38 | 1.9% |
| 4 | 已離婚或分居 | 88 | 4.4% |
| 5 | 配偶去世 | 69 | 3.4% |
| 88 | 其他 | 0 | |

Warning: these figures indicate the number of cases found in the data file. They cannot be interpreted as summary statistics of the population of interest.

a6_other: A6.請問您的婚姻狀況是?其他__

| | |
|--------------------|---|
| Information | [Type= discrete] [Format=character] [Missing=*] |
| Statistics [NW/ W] | [Valid=0 /-] [Invalid=0 /-] |

a7: A7.請問您有沒有小孩?

| | |
|--------------------|--|
| Information | [Type= discrete] [Format=numeric] [Range= 1-2] [Missing=*] |
| Statistics [NW/ W] | [Valid=2000 /-] [Invalid=0 /-] |

| Value | Label | Cases | Percentage |
|-------|----------|-------|------------|
| 1 | 有 | 1123 | 56.2% |
| 2 | 沒有(跳答A9) | 877 | 43.8% |

Warning: these figures indicate the number of cases found in the data file. They cannot be interpreted as summary statistics of the population of interest.

a8.1: A8.1.請問您有幾個小孩?(個)

| | |
|--------------------|---|
| Information | [Type= continuous] [Format=numeric] [Range= 1-8] [Missing=*] |
| Statistics [NW/ W] | [Valid=1123 /-] [Invalid=877 /-] [Mean=2.42 /-] [StdDev=1.207 /-] |

a8.2: A8.2.其中12歲以下的小孩有幾個?(個)

| | |
|--------------------|---|
| Information | [Type= continuous] [Format=numeric] [Range= 0-3] [Missing=*] |
| Statistics [NW/ W] | [Valid=1123 /-] [Invalid=877 /-] [Mean=0.43 /-] [StdDev=0.732 /-] |

a9: A9.請問您的教育程度是(包含肄業、就學中):

| | |
|--------------------|---|
| Information | [Type= discrete] [Format=numeric] [Range= 1-88] [Missing=*] |
| Statistics [NW/ W] | [Valid=2000 /-] [Invalid=0 /-] |

| Value | Label | Cases | Percentage |
|-------|-----------|-------|------------|
| 1 | 無 | 22 | 1.1% |
| 2 | 自修 | 2 | 0.1% |
| 3 | 小學 | 141 | 7.0% |
| 4 | 國(初)中 | 201 | 10.0% |
| 5 | 初職 | 20 | 1.0% |
| 6 | 高中普通科 | 125 | 6.2% |
| 7 | 高中職業科 | 237 | 11.8% |
| 8 | 高職(高商、高工) | 287 | 14.4% |
| 9 | 士官學校 | 16 | 0.8% |
| 10 | 五專 | 119 | 5.9% |
| 11 | 二專 | 104 | 5.2% |

File : data

a9: A9.請問您的教育程度是(包含肄業、就學中)：

| Value | Label | Cases | Percentage |
|-------|---------|-------|------------|
| 12 | 三專 | 22 | 1.1% |
| 13 | 軍警專修班 | 4 | 0.2% |
| 14 | 軍警專科班 | 9 | 0.4% |
| 15 | 空中行專 | 2 | 0.1% |
| 16 | 空中大學 | 11 | 0.5% |
| 17 | 軍警官校或大學 | 54 | 2.7% |
| 18 | 技術學院、科大 | 140 | 7.0% |
| 19 | 大學 | 367 | 18.4% |
| 20 | 碩士 | 102 | 5.1% |
| 21 | 博士 | 11 | 0.5% |
| 88 | 其他 | 4 | 0.2% |

Warning: these figures indicate the number of cases found in the data file. They cannot be interpreted as summary statistics of the population of interest.

a9_other: A9.請問您的教育程度是(包含肄業、就學中)：其他__

| Information | [Type= discrete] [Format=character] [Missing=*] | | |
|--------------------|---|-------|------------|
| Statistics [NW/ W] | [Valid=4 /-] [Invalid=0 /-] | | |
| Value | Label | Cases | Percentage |
| 師專 | | 1 | 25.0% |
| 未回答 | | 1 | 25.0% |
| 海軍 | | 2 | 50.0% |

Warning: these figures indicate the number of cases found in the data file. They cannot be interpreted as summary statistics of the population of interest.

b1a: B1a.請問您透過面對面(非視訊)的方式與他人聊天的頻率是？

| Information | [Type= discrete] [Format=numeric] [Range= 1-4] [Missing=*] | | |
|--------------------|--|-------|------------|
| Statistics [NW/ W] | [Valid=2000 /-] [Invalid=0 /-] | | |
| Value | Label | Cases | Percentage |
| 1 | 從來沒有(跳答B2a) | 113 | 5.6% |
| 2 | 很少 | 250 | 12.5% |
| 3 | 有時 | 516 | 25.8% |
| 4 | 經常 | 1121 | 56.0% |

Warning: these figures indicate the number of cases found in the data file. They cannot be interpreted as summary statistics of the population of interest.

b1b: B1b.請問您最常與誰一起面對面(非視訊)聊天？

| Information | [Type= discrete] [Format=numeric] [Range= 1-88] [Missing=*] | | |
|--------------------|---|-------|------------|
| Statistics [NW/ W] | [Valid=1887 /-] [Invalid=113 /-] | | |
| Value | Label | Cases | Percentage |
| 1 | 家人、親戚 | 723 | 38.3% |
| 2 | 鄰居 | 80 | 4.2% |
| 3 | 同事 | 367 | 19.4% |
| 4 | 朋友 | 632 | 33.5% |
| 88 | 其他人 | 85 | 4.5% |
| Sysmiss | | 113 | |

Warning: these figures indicate the number of cases found in the data file. They cannot be interpreted as summary statistics of the population of interest.

| | | | |
|--|--------------|---|-------------------|
| File : data | | | |
| # b1b_other: B1b. 請問您最常與誰一起面對面(非視訊)聊天?其他人(請說明) __ | | | |
| Information | | [Type= discrete] [Format=character] [Missing=*] | |
| Statistics [NW/ W] | | [Valid=85 /-] [Invalid=0 /-] | |
| Value | Label | Cases | Percentage |
| 學生 | | 2 | 2.4% |
| 學生家長 | | 1 | 1.2% |
| 客戶 | | 62 | 72.9% |
| 政府部門關心 老人相關單位 | | 1 | 1.2% |
| 未回答 | | 16 | 18.8% |
| 民眾 | | 3 | 3.5% |
| <i>Warning: these figures indicate the number of cases found in the data file. They cannot be interpreted as summary statistics of the population of interest.</i> | | | |
| # b2a: B2a. 請問您有沒有使用手機? | | | |
| Information | | [Type= discrete] [Format=numeric] [Range= 1-2] [Missing=*] | |
| Statistics [NW/ W] | | [Valid=2000 /-] [Invalid=0 /-] | |
| Value | Label | Cases | Percentage |
| 1 | 有 | 1877 | 93.8% |
| 2 | 沒有 | 123 | 6.2% |
| <i>Warning: these figures indicate the number of cases found in the data file. They cannot be interpreted as summary statistics of the population of interest.</i> | | | |
| # b2b: B2b. 請問您透過其他方式(非面對面, 例如透過電話、網路等方式)與他人聊天的頻率是? | | | |
| Information | | [Type= discrete] [Format=numeric] [Range= 1-4] [Missing=*] | |
| Statistics [NW/ W] | | [Valid=2000 /-] [Invalid=0 /-] | |
| Value | Label | Cases | Percentage |
| 1 | 從來沒有(跳答C1a) | 98 | 4.9% |
| 2 | 很少 | 445 | 22.2% |
| 3 | 有時 | 737 | 36.8% |
| 4 | 經常 | 720 | 36.0% |
| <i>Warning: these figures indicate the number of cases found in the data file. They cannot be interpreted as summary statistics of the population of interest.</i> | | | |
| # b2c.1: B2c.1. 請問您會透過何種非面對面的方式與他人聊天?(複選題)-電話(包含行動電話) | | | |
| Information | | [Type= discrete] [Format=numeric] [Range= 1-88] [Missing=*] | |
| Statistics [NW/ W] | | [Valid=1713 /-] [Invalid=287 /-] | |
| Value | Label | Cases | Percentage |
| 1 | 電話(包含行動電話) | 1713 | 100.0% |
| 2 | 網路(包含語音與文字) | 0 | |
| 88 | 其他 | 0 | |
| Sysmiss | | 287 | |
| <i>Warning: these figures indicate the number of cases found in the data file. They cannot be interpreted as summary statistics of the population of interest.</i> | | | |
| # b2c.2: B2c.2. 請問您會透過何種非面對面的方式與他人聊天?(複選題)-網路(包含語音與文字) | | | |
| Information | | [Type= discrete] [Format=numeric] [Range= 1-88] [Missing=*] | |
| Statistics [NW/ W] | | [Valid=911 /-] [Invalid=1089 /-] | |
| Value | Label | Cases | Percentage |
| 1 | 電話(包含行動電話) | 0 | |

File : data

b2c.2: B2c.2.請問您會透過何種非面對面的方式與他人聊天?(複選題)-網路(包含語音與文字)

| Value | Label | Cases | Percentage |
|---------|-------------|-------|------------|
| 2 | 網路(包含語音與文字) | 911 | 100.0% |
| 88 | 其他 | 0 | |
| Sysmiss | | 1089 | |

Warning: these figures indicate the number of cases found in the data file. They cannot be interpreted as summary statistics of the population of interest.

b2c.3: B2c.3.請問您會透過何種非面對面的方式與他人聊天?(複選題)-其他

| | |
|--------------------|---|
| Information | [Type= discrete] [Format=numeric] [Range= 1-88] [Missing=*] |
| Statistics [NW/ W] | [Valid=7 /-] [Invalid=1993 /-] |

| Value | Label | Cases | Percentage |
|---------|-------------|-------|------------|
| 1 | 電話(包含行動電話) | 0 | |
| 2 | 網路(包含語音與文字) | 0 | |
| 88 | 其他 | 7 | 100.0% |
| Sysmiss | | 1993 | |

Warning: these figures indicate the number of cases found in the data file. They cannot be interpreted as summary statistics of the population of interest.

b2c_other: B2c.other.請問您會透過何種非面對面的方式與他人聊天?(複選題)-其他__

| | |
|--------------------|---|
| Information | [Type= discrete] [Format=character] [Missing=*] |
| Statistics [NW/ W] | [Valid=7 /-] [Invalid=0 /-] |

| Value | Label | Cases | Percentage |
|--------|-------|-------|------------|
| app | | 1 | 14.3% |
| e-mail | | 3 | 42.9% |
| line | | 1 | 14.3% |
| 無線電 | | 1 | 14.3% |
| 簡訊 | | 1 | 14.3% |

Warning: these figures indicate the number of cases found in the data file. They cannot be interpreted as summary statistics of the population of interest.

b2d: B2d.請問您最常與誰透過非面對面的方式一起聊天?

| | |
|--------------------|---|
| Information | [Type= discrete] [Format=numeric] [Range= 1-88] [Missing=*] |
| Statistics [NW/ W] | [Valid=1902 /-] [Invalid=98 /-] |

| Value | Label | Cases | Percentage |
|---------|---------|-------|------------|
| 1 | 家人、親戚 | 686 | 36.1% |
| 2 | 鄰居 | 11 | 0.6% |
| 3 | 同事 | 185 | 9.7% |
| 4 | 朋友 | 965 | 50.7% |
| 5 | 未曾謀面的網友 | 31 | 1.6% |
| 88 | 其他人 | 24 | 1.3% |
| Sysmiss | | 98 | |

Warning: these figures indicate the number of cases found in the data file. They cannot be interpreted as summary statistics of the population of interest.

b2d_other: B2d.other.請問您最常與誰透過非面對面的方式一起聊天?其他人(請說明)__

| | |
|--------------------|---|
| Information | [Type= discrete] [Format=character] [Missing=*] |
| Statistics [NW/ W] | [Valid=24 /-] [Invalid=0 /-] |

| Value | Label | Cases | Percentage |
|-------|-------|-------|------------|
| 客戶 | | 19 | 79.2% |
| 居民 | | 1 | 4.2% |

File : data
















b2d_other: B2d.other.請問您最常與誰透過非面對面的方式一起聊天?其他人(請說明) __

| Value | Label | Cases | Percentage |
|-------|-------|-------|---|
| 未回答 | | 4 |  16.7% |

Warning: these figures indicate the number of cases found in the data file. They cannot be interpreted as summary statistics of the population of interest.

c1a: C1a.請問您每週平均有幾天會看報紙(僅限於紙本)?









| | |
|---------------------------|--|
| Information | [Type= continuous] [Format=numeric] [Range= 0-7] [Missing=*] |
| Statistics [NW/ W] | [Valid=2000 /-] [Invalid=0 /-] |

| Value | Label | Cases | Percentage |
|-------|-----------|-------|---|
| 0 | 0天(跳答C2a) | 909 |  45.4% |
| 0.5 | 0.5天 | 37 |  1.8% |
| 1 | 1天 | 152 |  7.6% |
| 1.5 | 1.5天 | 25 |  1.2% |
| 2 | 2天 | 166 |  8.3% |
| 2.5 | 2.5天 | 21 |  1.0% |
| 3 | 3天 | 147 |  7.4% |
| 3.5 | 3.5天 | 19 |  1.0% |
| 4 | 4天 | 62 |  3.1% |
| 4.5 | 4.5天 | 10 |  0.5% |
| 5 | 5天 | 104 |  5.2% |
| 5.5 | 5.5天 | 6 |  0.3% |
| 6 | 6天 | 31 |  1.6% |
| 6.5 | 6.5天 | 3 |  0.2% |
| 7 | 7天 | 308 |  15.4% |

Warning: these figures indicate the number of cases found in the data file. They cannot be interpreted as summary statistics of the population of interest.

c1b_combination: C1b.請問您如果有讀報紙(紙本)的那一天, 您一整天大概會看多久?(時分合併)

| | |
|---------------------------|---|
| Information | [Type= discrete] [Format=numeric] [Range= 0.3-99] [Missing=*] |
| Statistics [NW/ W] | [Valid=1091 /-] [Invalid=909 /-] |

| Value | Label | Cases | Percentage |
|---------|-------------|-------|---|
| 0.3 | 不到30分鐘 | 219 |  20.1% |
| 0.6 | 30分鐘以上不到1小時 | 269 |  24.7% |
| 1 | 1小時以上不到2小時 | 422 |  38.7% |
| 2 | 2小時以上不到3小時 | 128 |  11.7% |
| 3 | 3小時以上不到4小時 | 40 |  3.7% |
| 4 | 4小時以上不到5小時 | 6 |  0.5% |
| 5 | 5小時以上不到6小時 | 6 |  0.5% |
| 6 | 6小時以上不到7小時 | 0 | |
| 7 | 7小時以上不到8小時 | 0 | |
| 8 | 8小時以上不到9小時 | 1 |  0.1% |
| 9 | 9小時以上不到10小時 | 0 | |
| 10 | 10小時以上 | 0 | |
| 99 | 拒答 | 0 | |
| Sysmiss | | 909 | |

Warning: these figures indicate the number of cases found in the data file. They cannot be interpreted as summary statistics of the population of interest.

| File : data | | | |
|--|--|-------|------------|
| # c1b: C1b.請問您如果有讀報紙(紙本)的那一天，您一整天大概會看多久?__時 | | | |
| Information | [Type= continuous] [Format=numeric] [Range= 0-8] [Missing=*] | | |
| Statistics [NW/ W] | [Valid=1091 /-] [Invalid=909 /-] [Mean=0.788 /-] [StdDev=0.922 /-] | | |
| # c1b_minute: C1b.請問您如果有讀報紙(紙本)的那一天，您一整天大概會看多久?__分 | | | |
| Information | [Type= continuous] [Format=numeric] [Range= 0-58] [Missing=*] | | |
| Statistics [NW/ W] | [Valid=1091 /-] [Invalid=909 /-] [Mean=11.817 /-] [StdDev=13.708 /-] | | |
| # c1c.1: C1c.1.請問您最常看哪幾份報紙?(可複選)-自由時報 | | | |
| Information | [Type= discrete] [Format=numeric] [Range= 1-88] [Missing=*] | | |
| Statistics [NW/ W] | [Valid=523 /-] [Invalid=1477 /-] | | |
| Value | Label | Cases | Percentage |
| 1 | 自由時報 | 523 | 100.0% |
| 2 | 蘋果日報 | 0 | |
| 3 | 聯合報 | 0 | |
| 4 | 中國時報 | 0 | |
| 5 | 經濟日報 | 0 | |
| 6 | 工商時報 | 0 | |
| 7 | 聯合晚報 | 0 | |
| 8 | 爽報(免費報紙) | 0 | |
| 9 | Upaper (免費報紙) | 0 | |
| 10 | 中華日報(臺南市) | 0 | |
| 11 | 臺灣時報(高雄市) | 0 | |
| 12 | 人間福報 | 0 | |
| 13 | 更生日報(花蓮縣、臺東縣) | 0 | |
| 14 | 國語日報 | 0 | |
| 15 | 青年日報 | 0 | |
| 16 | China Post | 0 | |
| 17 | 旺報 | 0 | |
| 18 | 中國經濟通訊社CENS | 0 | |
| 19 | Taipei Times | 0 | |
| 20 | 馬祖日報 | 0 | |
| 21 | 金門日報 | 0 | |
| 22 | 民眾日報(高雄市) | 0 | |
| 23 | 台灣新聞報(高雄市) | 0 | |
| 24 | 台中日報(臺中市) | 0 | |
| 25 | 台中晚報(臺中市) | 0 | |
| 26 | 台中時報(臺中市) | 0 | |
| 27 | 旱溪地區報(臺中市) | 0 | |
| 28 | 東方快報(花蓮縣) | 0 | |
| 29 | 享活誌(新北市) | 0 | |
| 30 | 巨報(嘉義縣、嘉義市) | 0 | |
| 31 | 台灣教會公報(清領時期創立) | 0 | |
| 32 | 基督教論壇報 | 0 | |
| 33 | 天主教週報 | 0 | |
| 34 | 前鋒招標日報 | 0 | |

File : data

c1c.1: C1c.1.請問您最常看哪幾份報紙?(可複選)-自由時報

| Value | Label | Cases | Percentage |
|---------|-------------|-------|------------|
| 35 | 台灣新生報 | 0 | |
| 36 | 大紀元時報 | 0 | |
| 37 | 國語週刊 | 0 | |
| 38 | 台灣立報 | 0 | |
| 39 | 破報 | 0 | |
| 40 | 都會時報 | 0 | |
| 41 | 台灣時報 | 0 | |
| 42 | 電子時報 | 0 | |
| 43 | Taiwan News | 0 | |
| 88 | 其他 | 0 | |
| Sysmiss | | 1477 | |

Warning: these figures indicate the number of cases found in the data file. They cannot be interpreted as summary statistics of the population of interest.

c1c.2: C1c.2.請問您最常看哪幾份報紙?(可複選)-蘋果日報

| | |
|--------------------|---|
| Information | [Type= discrete] [Format=numeric] [Range= 1-88] [Missing=*] |
| Statistics [NW/ W] | [Valid=614 -/] [Invalid=1386 -/] |

| Value | Label | Cases | Percentage |
|-------|---------------|-------|------------|
| 1 | 自由時報 | 0 | |
| 2 | 蘋果日報 | 614 | 100.0% |
| 3 | 聯合報 | 0 | |
| 4 | 中國時報 | 0 | |
| 5 | 經濟日報 | 0 | |
| 6 | 工商時報 | 0 | |
| 7 | 聯合晚報 | 0 | |
| 8 | 爽報(免費報紙) | 0 | |
| 9 | Upaper (免費報紙) | 0 | |
| 10 | 中華日報(臺南市) | 0 | |
| 11 | 臺灣時報(高雄市) | 0 | |
| 12 | 人間福報 | 0 | |
| 13 | 更生日報(花蓮縣、臺東縣) | 0 | |
| 14 | 國語日報 | 0 | |
| 15 | 青年日報 | 0 | |
| 16 | China Post | 0 | |
| 17 | 旺報 | 0 | |
| 18 | 中國經濟通訊社CENS | 0 | |
| 19 | Taipei Times | 0 | |
| 20 | 馬祖日報 | 0 | |
| 21 | 金門日報 | 0 | |
| 22 | 民眾日報(高雄市) | 0 | |
| 23 | 台灣新聞報(高雄市) | 0 | |
| 24 | 台中日報(臺中市) | 0 | |
| 25 | 台中晚報(臺中市) | 0 | |
| 26 | 台中時報(臺中市) | 0 | |
| 27 | 旱溪地區報(臺中市) | 0 | |

File : data

c1c.2: C1c.2.請問您最常看哪幾份報紙?(可複選)- 蘋果日報

| Value | Label | Cases | Percentage |
|---------|----------------|-------|------------|
| 28 | 東方快報(花蓮縣) | 0 | |
| 29 | 享活誌(新北市) | 0 | |
| 30 | 巨報(嘉義縣、嘉義市) | 0 | |
| 31 | 台灣教會公報(清領時期創立) | 0 | |
| 32 | 基督教論壇報 | 0 | |
| 33 | 天主教週報 | 0 | |
| 34 | 前鋒招標日報 | 0 | |
| 35 | 台灣新生報 | 0 | |
| 36 | 大紀元時報 | 0 | |
| 37 | 國語週刊 | 0 | |
| 38 | 台灣立報 | 0 | |
| 39 | 破報 | 0 | |
| 40 | 都會時報 | 0 | |
| 41 | 台灣時報 | 0 | |
| 42 | 電子時報 | 0 | |
| 43 | Taiwan News | 0 | |
| 88 | 其他 | 0 | |
| Sysmiss | | 1386 | |

Warning: these figures indicate the number of cases found in the data file. They cannot be interpreted as summary statistics of the population of interest.

c1c.3: C1c.3.請問您最常看哪幾份報紙?(可複選)- 聯合報

| Information | | [Type= discrete] [Format=numeric] [Range= 1-88] [Missing=*] | |
|--------------------|---------------|---|-------------------------------|
| Statistics [NW/ W] | | [Valid=334 /-] [Invalid=1666 /-] | |
| Value | Label | Cases | Percentage |
| 1 | 自由時報 | 0 | <div><div></div></div> 100.0% |
| 2 | 蘋果日報 | 0 | |
| 3 | 聯合報 | 334 | |
| 4 | 中國時報 | 0 | |
| 5 | 經濟日報 | 0 | |
| 6 | 工商時報 | 0 | |
| 7 | 聯合晚報 | 0 | |
| 8 | 爽報(免費報紙) | 0 | |
| 9 | Upaper (免費報紙) | 0 | |
| 10 | 中華日報(臺南市) | 0 | |
| 11 | 臺灣時報(高雄市) | 0 | |
| 12 | 人間福報 | 0 | |
| 13 | 更生日報(花蓮縣、臺東縣) | 0 | |
| 14 | 國語日報 | 0 | |
| 15 | 青年日報 | 0 | |
| 16 | China Post | 0 | |
| 17 | 旺報 | 0 | |
| 18 | 中國經濟通訊社CENS | 0 | |
| 19 | Taipei Times | 0 | |
| 20 | 馬祖日報 | 0 | |

File : data

c1c.3: C1c.3.請問您最常看哪幾份報紙?(可複選)-聯合報

| Value | Label | Cases | Percentage |
|---------|----------------|-------|------------|
| 21 | 金門日報 | 0 | |
| 22 | 民眾日報(高雄市) | 0 | |
| 23 | 台灣新聞報(高雄市) | 0 | |
| 24 | 台中日報(臺中市) | 0 | |
| 25 | 台中晚報(臺中市) | 0 | |
| 26 | 台中時報(臺中市) | 0 | |
| 27 | 旱溪地區報(臺中市) | 0 | |
| 28 | 東方快報(花蓮縣) | 0 | |
| 29 | 享活誌(新北市) | 0 | |
| 30 | 巨報(嘉義縣、嘉義市) | 0 | |
| 31 | 台灣教會公報(清領時期創立) | 0 | |
| 32 | 基督教論壇報 | 0 | |
| 33 | 天主教週報 | 0 | |
| 34 | 前鋒招標日報 | 0 | |
| 35 | 台灣新生報 | 0 | |
| 36 | 大紀元時報 | 0 | |
| 37 | 國語週刊 | 0 | |
| 38 | 台灣立報 | 0 | |
| 39 | 破報 | 0 | |
| 40 | 都會時報 | 0 | |
| 41 | 台灣時報 | 0 | |
| 42 | 電子時報 | 0 | |
| 43 | Taiwan News | 0 | |
| 88 | 其他 | 0 | |
| Sysmiss | | 1666 | |

Warning: these figures indicate the number of cases found in the data file. They cannot be interpreted as summary statistics of the population of interest.

c1c.4: C1c.4.請問您最常看哪幾份報紙?(可複選)-中國時報

| Information | | [Type= discrete] [Format=numeric] [Range= 1-88] [Missing=*] | |
|--------------------|---------------|---|-------------------------------|
| Statistics [NW/ W] | | [Valid=253 /-] [Invalid=1747 /-] | |
| Value | Label | Cases | Percentage |
| 1 | 自由時報 | 0 | <div><div></div></div> 100.0% |
| 2 | 蘋果日報 | 0 | |
| 3 | 聯合報 | 0 | |
| 4 | 中國時報 | 253 | |
| 5 | 經濟日報 | 0 | |
| 6 | 工商時報 | 0 | |
| 7 | 聯合晚報 | 0 | |
| 8 | 爽報(免費報紙) | 0 | |
| 9 | Upaper(免費報紙) | 0 | |
| 10 | 中華日報(臺南市) | 0 | |
| 11 | 臺灣時報(高雄市) | 0 | |
| 12 | 人間福報 | 0 | |
| 13 | 更生日報(花蓮縣、臺東縣) | 0 | |

File : data

c1c.4: C1c.4.請問您最常看哪幾份報紙?(可複選)-中國時報

| Value | Label | Cases | Percentage |
|---------|----------------|-------|------------|
| 14 | 國語日報 | 0 | |
| 15 | 青年日報 | 0 | |
| 16 | China Post | 0 | |
| 17 | 旺報 | 0 | |
| 18 | 中國經濟通訊社CENS | 0 | |
| 19 | Taipei Times | 0 | |
| 20 | 馬祖日報 | 0 | |
| 21 | 金門日報 | 0 | |
| 22 | 民眾日報(高雄市) | 0 | |
| 23 | 台灣新聞報(高雄市) | 0 | |
| 24 | 台中日報(臺中市) | 0 | |
| 25 | 台中晚報(臺中市) | 0 | |
| 26 | 台中時報(臺中市) | 0 | |
| 27 | 旱溪地區報(臺中市) | 0 | |
| 28 | 東方快報(花蓮縣) | 0 | |
| 29 | 享活誌(新北市) | 0 | |
| 30 | 巨報(嘉義縣、嘉義市) | 0 | |
| 31 | 台灣教會公報(清領時期創立) | 0 | |
| 32 | 基督教論壇報 | 0 | |
| 33 | 天主教週報 | 0 | |
| 34 | 前鋒招標日報 | 0 | |
| 35 | 台灣新生報 | 0 | |
| 36 | 大紀元時報 | 0 | |
| 37 | 國語週刊 | 0 | |
| 38 | 台灣立報 | 0 | |
| 39 | 破報 | 0 | |
| 40 | 都會時報 | 0 | |
| 41 | 台灣時報 | 0 | |
| 42 | 電子時報 | 0 | |
| 43 | Taiwan News | 0 | |
| 88 | 其他 | 0 | |
| Sysmiss | | 1747 | |

Warning: these figures indicate the number of cases found in the data file. They cannot be interpreted as summary statistics of the population of interest.

c1c.5: C1c.5.請問您最常看哪幾份報紙?(可複選)-經濟日報

| Information | | [Type= discrete] [Format=numeric] [Range= 1-88] [Missing=*] | |
|--------------------|-------|---|--------------------|
| Statistics [NW/ W] | | [Valid=93 /-] [Invalid=1907 /-] | |
| Value | Label | Cases | Percentage |
| 1 | 自由時報 | 0 | |
| 2 | 蘋果日報 | 0 | |
| 3 | 聯合報 | 0 | |
| 4 | 中國時報 | 0 | |
| 5 | 經濟日報 | 93 | <div></div> 100.0% |
| 6 | 工商時報 | 0 | |

File : data

c1c.5: C1c.5.請問您最常看哪幾份報紙?(可複選)-經濟日報

| Value | Label | Cases | Percentage |
|---------|----------------|-------|------------|
| 7 | 聯合晚報 | 0 | |
| 8 | 爽報(免費報紙) | 0 | |
| 9 | Upaper (免費報紙) | 0 | |
| 10 | 中華日報(臺南市) | 0 | |
| 11 | 臺灣時報(高雄市) | 0 | |
| 12 | 人間福報 | 0 | |
| 13 | 更生日報(花蓮縣、臺東縣) | 0 | |
| 14 | 國語日報 | 0 | |
| 15 | 青年日報 | 0 | |
| 16 | China Post | 0 | |
| 17 | 旺報 | 0 | |
| 18 | 中國經濟通訊社CENS | 0 | |
| 19 | Taipei Times | 0 | |
| 20 | 馬祖日報 | 0 | |
| 21 | 金門日報 | 0 | |
| 22 | 民眾日報(高雄市) | 0 | |
| 23 | 台灣新聞報(高雄市) | 0 | |
| 24 | 台中日報(臺中市) | 0 | |
| 25 | 台中晚報(臺中市) | 0 | |
| 26 | 台中時報(臺中市) | 0 | |
| 27 | 旱溪地區報(臺中市) | 0 | |
| 28 | 東方快報(花蓮縣) | 0 | |
| 29 | 享活誌(新北市) | 0 | |
| 30 | 巨報(嘉義縣、嘉義市) | 0 | |
| 31 | 台灣教會公報(清領時期創立) | 0 | |
| 32 | 基督教論壇報 | 0 | |
| 33 | 天主教週報 | 0 | |
| 34 | 前鋒招標日報 | 0 | |
| 35 | 台灣新生報 | 0 | |
| 36 | 大紀元時報 | 0 | |
| 37 | 國語週刊 | 0 | |
| 38 | 台灣立報 | 0 | |
| 39 | 破報 | 0 | |
| 40 | 都會時報 | 0 | |
| 41 | 台灣時報 | 0 | |
| 42 | 電子時報 | 0 | |
| 43 | Taiwan News | 0 | |
| 88 | 其他 | 0 | |
| Sysmiss | | 1907 | |

Warning: these figures indicate the number of cases found in the data file. They cannot be interpreted as summary statistics of the population of interest.

c1c.6: C1c.6.請問您最常看哪幾份報紙?(可複選)-工商時報

| | |
|--------------------|---|
| Information | [Type= discrete] [Format=numeric] [Range= 1-88] [Missing=*] |
| Statistics [NW/ W] | [Valid=63 /-] [Invalid=1937 /-] |

File : data

c1c.6: C1c.6.請問您最常看哪幾份報紙?(可複選)-工商時報

| Value | Label | Cases | Percentage |
|-------|----------------|-------|------------|
| 1 | 自由時報 | 0 | |
| 2 | 蘋果日報 | 0 | |
| 3 | 聯合報 | 0 | |
| 4 | 中國時報 | 0 | |
| 5 | 經濟日報 | 0 | |
| 6 | 工商時報 | 63 | 100.0% |
| 7 | 聯合晚報 | 0 | |
| 8 | 爽報(免費報紙) | 0 | |
| 9 | Upaper (免費報紙) | 0 | |
| 10 | 中華日報(臺南市) | 0 | |
| 11 | 臺灣時報(高雄市) | 0 | |
| 12 | 人間福報 | 0 | |
| 13 | 更生日報(花蓮縣、臺東縣) | 0 | |
| 14 | 國語日報 | 0 | |
| 15 | 青年日報 | 0 | |
| 16 | China Post | 0 | |
| 17 | 旺報 | 0 | |
| 18 | 中國經濟通訊社CENS | 0 | |
| 19 | Taipei Times | 0 | |
| 20 | 馬祖日報 | 0 | |
| 21 | 金門日報 | 0 | |
| 22 | 民眾日報(高雄市) | 0 | |
| 23 | 台灣新聞報(高雄市) | 0 | |
| 24 | 台中日報(臺中市) | 0 | |
| 25 | 台中晚報(臺中市) | 0 | |
| 26 | 台中時報(臺中市) | 0 | |
| 27 | 旱溪地區報(臺中市) | 0 | |
| 28 | 東方快報(花蓮縣) | 0 | |
| 29 | 享活誌(新北市) | 0 | |
| 30 | 巨報(嘉義縣、嘉義市) | 0 | |
| 31 | 台灣教會公報(清領時期創立) | 0 | |
| 32 | 基督教論壇報 | 0 | |
| 33 | 天主教週報 | 0 | |
| 34 | 前鋒招標日報 | 0 | |
| 35 | 台灣新生報 | 0 | |
| 36 | 大紀元時報 | 0 | |
| 37 | 國語週刊 | 0 | |
| 38 | 台灣立報 | 0 | |
| 39 | 破報 | 0 | |
| 40 | 都會時報 | 0 | |
| 41 | 台灣時報 | 0 | |
| 42 | 電子時報 | 0 | |
| 43 | Taiwan News | 0 | |

File : data

c1c.6: C1c.6.請問您最常看哪幾份報紙?(可複選)-工商時報

| Value | Label | Cases | Percentage |
|---------|-------|-------|------------|
| 88 | 其他 | 0 | |
| Sysmiss | | 1937 | |

Warning: these figures indicate the number of cases found in the data file. They cannot be interpreted as summary statistics of the population of interest.

c1c.7: C1c.7.請問您最常看哪幾份報紙?(可複選)-聯合晚報

| | |
|---------------------------|---|
| Information | [Type= discrete] [Format=numeric] [Range= 1-88] [Missing=*] |
| Statistics [NW/ W] | [Valid=70 /-] [Invalid=1930 /-] |

| Value | Label | Cases | Percentage |
|-------|----------------|-------|------------|
| 1 | 自由時報 | 0 | |
| 2 | 蘋果日報 | 0 | |
| 3 | 聯合報 | 0 | |
| 4 | 中國時報 | 0 | |
| 5 | 經濟日報 | 0 | |
| 6 | 工商時報 | 0 | |
| 7 | 聯合晚報 | 70 | 100.0% |
| 8 | 爽報(免費報紙) | 0 | |
| 9 | Upaper (免費報紙) | 0 | |
| 10 | 中華日報(臺南市) | 0 | |
| 11 | 臺灣時報(高雄市) | 0 | |
| 12 | 人間福報 | 0 | |
| 13 | 更生日報(花蓮縣、臺東縣) | 0 | |
| 14 | 國語日報 | 0 | |
| 15 | 青年日報 | 0 | |
| 16 | China Post | 0 | |
| 17 | 旺報 | 0 | |
| 18 | 中國經濟通訊社CENS | 0 | |
| 19 | Taipei Times | 0 | |
| 20 | 馬祖日報 | 0 | |
| 21 | 金門日報 | 0 | |
| 22 | 民衆日報(高雄市) | 0 | |
| 23 | 台灣新聞報(高雄市) | 0 | |
| 24 | 台中日報(臺中市) | 0 | |
| 25 | 台中晚報(臺中市) | 0 | |
| 26 | 台中時報(臺中市) | 0 | |
| 27 | 旱溪地區報(臺中市) | 0 | |
| 28 | 東方快報(花蓮縣) | 0 | |
| 29 | 享活誌(新北市) | 0 | |
| 30 | 巨報(嘉義縣、嘉義市) | 0 | |
| 31 | 台灣教會公報(清領時期創立) | 0 | |
| 32 | 基督教論壇報 | 0 | |
| 33 | 天主教週報 | 0 | |
| 34 | 前鋒招標日報 | 0 | |
| 35 | 台灣新生報 | 0 | |
| 36 | 大紀元時報 | 0 | |

File : data

c1c.7: C1c.7.請問您最常看哪幾份報紙?(可複選)-聯合晚報

| Value | Label | Cases | Percentage |
|---------|-------------|-------|------------|
| 37 | 國語週刊 | 0 | |
| 38 | 台灣立報 | 0 | |
| 39 | 破報 | 0 | |
| 40 | 都會時報 | 0 | |
| 41 | 台灣時報 | 0 | |
| 42 | 電子時報 | 0 | |
| 43 | Taiwan News | 0 | |
| 88 | 其他 | 0 | |
| Sysmiss | | 1930 | |

Warning: these figures indicate the number of cases found in the data file. They cannot be interpreted as summary statistics of the population of interest.

c1c.8: C1c.8.請問您最常看哪幾份報紙?(可複選)-爽報(免費報紙)

| | |
|--------------------|---|
| Information | [Type= discrete] [Format=numeric] [Range= 1-88] [Missing=*] |
| Statistics [NW/ W] | [Valid=63 /-] [Invalid=1937 /-] |

| Value | Label | Cases | Percentage |
|-------|---------------|-------|------------|
| 1 | 自由時報 | 0 | |
| 2 | 蘋果日報 | 0 | |
| 3 | 聯合報 | 0 | |
| 4 | 中國時報 | 0 | |
| 5 | 經濟日報 | 0 | |
| 6 | 工商時報 | 0 | |
| 7 | 聯合晚報 | 0 | |
| 8 | 爽報(免費報紙) | 63 | 100.0% |
| 9 | Upaper (免費報紙) | 0 | |
| 10 | 中華日報(臺南市) | 0 | |
| 11 | 臺灣時報(高雄市) | 0 | |
| 12 | 人間福報 | 0 | |
| 13 | 更生日報(花蓮縣、臺東縣) | 0 | |
| 14 | 國語日報 | 0 | |
| 15 | 青年日報 | 0 | |
| 16 | China Post | 0 | |
| 17 | 旺報 | 0 | |
| 18 | 中國經濟通訊社CENS | 0 | |
| 19 | Taipei Times | 0 | |
| 20 | 馬祖日報 | 0 | |
| 21 | 金門日報 | 0 | |
| 22 | 民眾日報(高雄市) | 0 | |
| 23 | 台灣新聞報(高雄市) | 0 | |
| 24 | 台中日報(臺中市) | 0 | |
| 25 | 台中晚報(臺中市) | 0 | |
| 26 | 台中時報(臺中市) | 0 | |
| 27 | 旱溪地區報(臺中市) | 0 | |
| 28 | 東方快報(花蓮縣) | 0 | |
| 29 | 享活誌(新北市) | 0 | |

File : data

c1c.8: C1c.8.請問您最常看哪幾份報紙?(可複選)-爽報(免費報紙)

| Value | Label | Cases | Percentage |
|---------|----------------|-------|------------|
| 30 | 巨報(嘉義縣、嘉義市) | 0 | |
| 31 | 台灣教會公報(清領時期創立) | 0 | |
| 32 | 基督教論壇報 | 0 | |
| 33 | 天主教週報 | 0 | |
| 34 | 前鋒招標日報 | 0 | |
| 35 | 台灣新生報 | 0 | |
| 36 | 大紀元時報 | 0 | |
| 37 | 國語週刊 | 0 | |
| 38 | 台灣立報 | 0 | |
| 39 | 破報 | 0 | |
| 40 | 都會時報 | 0 | |
| 41 | 台灣時報 | 0 | |
| 42 | 電子時報 | 0 | |
| 43 | Taiwan News | 0 | |
| 88 | 其他 | 0 | |
| Sysmiss | | 1937 | |

Warning: these figures indicate the number of cases found in the data file. They cannot be interpreted as summary statistics of the population of interest.

c1c.9: C1c.9.請問您最常看哪幾份報紙?(可複選)-Upaper(免費報紙)

| | |
|--------------------|---|
| Information | [Type= discrete] [Format=numeric] [Range= 1-88] [Missing=*] |
| Statistics [NW/ W] | [Valid=25 /-] [Invalid=1975 /-] |

| Value | Label | Cases | Percentage |
|-------|---------------|-------|------------|
| 1 | 自由時報 | 0 | |
| 2 | 蘋果日報 | 0 | |
| 3 | 聯合報 | 0 | |
| 4 | 中國時報 | 0 | |
| 5 | 經濟日報 | 0 | |
| 6 | 工商時報 | 0 | |
| 7 | 聯合晚報 | 0 | |
| 8 | 爽報(免費報紙) | 0 | |
| 9 | Upaper (免費報紙) | 25 | 100.0% |
| 10 | 中華日報(臺南市) | 0 | |
| 11 | 臺灣時報(高雄市) | 0 | |
| 12 | 人間福報 | 0 | |
| 13 | 更生日報(花蓮縣、臺東縣) | 0 | |
| 14 | 國語日報 | 0 | |
| 15 | 青年日報 | 0 | |
| 16 | China Post | 0 | |
| 17 | 旺報 | 0 | |
| 18 | 中國經濟通訊社CENS | 0 | |
| 19 | Taipei Times | 0 | |
| 20 | 馬祖日報 | 0 | |
| 21 | 金門日報 | 0 | |
| 22 | 民眾日報(高雄市) | 0 | |

File : data

c1c.9: C1c.9.請問您最常看哪幾份報紙?(可複選)-Upaper(免費報紙)

| Value | Label | Cases | Percentage |
|---------|----------------|-------|------------|
| 23 | 台灣新聞報(高雄市) | 0 | |
| 24 | 台中日報(臺中市) | 0 | |
| 25 | 台中晚報(臺中市) | 0 | |
| 26 | 台中時報(臺中市) | 0 | |
| 27 | 旱溪地區報(臺中市) | 0 | |
| 28 | 東方快報(花蓮縣) | 0 | |
| 29 | 享活誌(新北市) | 0 | |
| 30 | 巨報(嘉義縣、嘉義市) | 0 | |
| 31 | 台灣教會公報(清領時期創立) | 0 | |
| 32 | 基督教論壇報 | 0 | |
| 33 | 天主教週報 | 0 | |
| 34 | 前鋒招標日報 | 0 | |
| 35 | 台灣新生報 | 0 | |
| 36 | 大紀元時報 | 0 | |
| 37 | 國語週刊 | 0 | |
| 38 | 台灣立報 | 0 | |
| 39 | 破報 | 0 | |
| 40 | 都會時報 | 0 | |
| 41 | 台灣時報 | 0 | |
| 42 | 電子時報 | 0 | |
| 43 | Taiwan News | 0 | |
| 88 | 其他 | 0 | |
| Sysmiss | | 1975 | |

Warning: these figures indicate the number of cases found in the data file. They cannot be interpreted as summary statistics of the population of interest.

c1c.10: C1c.10.請問您最常看哪幾份報紙?(可複選)-中華日報(臺南市)

| Information | [Type= discrete] [Format=numeric] [Range= 1-88] [Missing=*] | | |
|---------------------------|---|-------|------------|
| Statistics [NW/ W] | [Valid=35 /-] [Invalid=1965 /-] | | |
| Value | Label | Cases | Percentage |
| 1 | 自由時報 | 0 | |
| 2 | 蘋果日報 | 0 | |
| 3 | 聯合報 | 0 | |
| 4 | 中國時報 | 0 | |
| 5 | 經濟日報 | 0 | |
| 6 | 工商時報 | 0 | |
| 7 | 聯合晚報 | 0 | |
| 8 | 爽報(免費報紙) | 0 | |
| 9 | Upaper (免費報紙) | 0 | |
| 10 | 中華日報(臺南市) | 35 | 100.0% |
| 11 | 臺灣時報(高雄市) | 0 | |
| 12 | 人間福報 | 0 | |
| 13 | 更生日報(花蓮縣、臺東縣) | 0 | |
| 14 | 國語日報 | 0 | |
| 15 | 青年日報 | 0 | |

File : data

c1c.10: C1c.10請問您最常看哪幾份報紙?(可複選)-中華日報(臺南市)

| Value | Label | Cases | Percentage |
|---------|----------------|-------|------------|
| 16 | China Post | 0 | |
| 17 | 旺報 | 0 | |
| 18 | 中國經濟通訊社CENS | 0 | |
| 19 | Taipei Times | 0 | |
| 20 | 馬祖日報 | 0 | |
| 21 | 金門日報 | 0 | |
| 22 | 民眾日報(高雄市) | 0 | |
| 23 | 台灣新聞報(高雄市) | 0 | |
| 24 | 台中日報(臺中市) | 0 | |
| 25 | 台中晚報(臺中市) | 0 | |
| 26 | 台中時報(臺中市) | 0 | |
| 27 | 旱溪地區報(臺中市) | 0 | |
| 28 | 東方快報(花蓮縣) | 0 | |
| 29 | 享活誌(新北市) | 0 | |
| 30 | 巨報(嘉義縣、嘉義市) | 0 | |
| 31 | 台灣教會公報(清領時期創立) | 0 | |
| 32 | 基督教論壇報 | 0 | |
| 33 | 天主教週報 | 0 | |
| 34 | 前鋒招標日報 | 0 | |
| 35 | 台灣新生報 | 0 | |
| 36 | 大紀元時報 | 0 | |
| 37 | 國語週刊 | 0 | |
| 38 | 台灣立報 | 0 | |
| 39 | 破報 | 0 | |
| 40 | 都會時報 | 0 | |
| 41 | 台灣時報 | 0 | |
| 42 | 電子時報 | 0 | |
| 43 | Taiwan News | 0 | |
| 88 | 其他 | 0 | |
| Sysmiss | | 1965 | |

Warning: these figures indicate the number of cases found in the data file. They cannot be interpreted as summary statistics of the population of interest.

c1c.11: C1c.11請問您最常看哪幾份報紙?(可複選)-臺灣時報(高雄市)

| | |
|---------------------------|---|
| Information | [Type= discrete] [Format=numeric] [Range= 1-88] [Missing=*] |
| Statistics [NW/ W] | [Valid=4 /-] [Invalid=1996 /-] |

| Value | Label | Cases | Percentage |
|-------|----------|-------|------------|
| 1 | 自由時報 | 0 | |
| 2 | 蘋果日報 | 0 | |
| 3 | 聯合報 | 0 | |
| 4 | 中國時報 | 0 | |
| 5 | 經濟日報 | 0 | |
| 6 | 工商時報 | 0 | |
| 7 | 聯合晚報 | 0 | |
| 8 | 爽報(免費報紙) | 0 | |

| File : data | | | | |
|---|----------------|---|---|--|
| # c1c.11: C1c.11.請問您最常看哪幾份報紙?(可複選)-臺灣時報(高雄市) | | | | |
| Value | Label | Cases | Percentage | |
| 9 | Upaper (免費報紙) | 0 | <div><div></div><div>100.0%</div></div> | |
| 10 | 中華日報(臺南市) | 0 | | |
| 11 | 臺灣時報(高雄市) | 4 | | |
| 12 | 人間福報 | 0 | | |
| 13 | 更生日報(花蓮縣、臺東縣) | 0 | | |
| 14 | 國語日報 | 0 | | |
| 15 | 青年日報 | 0 | | |
| 16 | China Post | 0 | | |
| 17 | 旺報 | 0 | | |
| 18 | 中國經濟通訊社CENS | 0 | | |
| 19 | Taipei Times | 0 | | |
| 20 | 馬祖日報 | 0 | | |
| 21 | 金門日報 | 0 | | |
| 22 | 民眾日報(高雄市) | 0 | | |
| 23 | 台灣新聞報(高雄市) | 0 | | |
| 24 | 台中日報(臺中市) | 0 | | |
| 25 | 台中晚報(臺中市) | 0 | | |
| 26 | 台中時報(臺中市) | 0 | | |
| 27 | 旱溪地區報(臺中市) | 0 | | |
| 28 | 東方快報(花蓮縣) | 0 | | |
| 29 | 享活誌(新北市) | 0 | | |
| 30 | 巨報(嘉義縣、嘉義市) | 0 | | |
| 31 | 台灣教會公報(清領時期創立) | 0 | | |
| 32 | 基督教論壇報 | 0 | | |
| 33 | 天主教週報 | 0 | | |
| 34 | 前鋒招標日報 | 0 | | |
| 35 | 台灣新生報 | 0 | | |
| 36 | 大紀元時報 | 0 | | |
| 37 | 國語週刊 | 0 | | |
| 38 | 台灣立報 | 0 | | |
| 39 | 破報 | 0 | | |
| 40 | 都會時報 | 0 | | |
| 41 | 台灣時報 | 0 | | |
| 42 | 電子時報 | 0 | | |
| 43 | Taiwan News | 0 | | |
| 88 | 其他 | 0 | | |
| Sysmiss | | 1996 | | |
| Warning: these figures indicate the number of cases found in the data file. They cannot be interpreted as summary statistics of the population of interest. | | | | |
| # c1c.12: C1c.12.請問您最常看哪幾份報紙?(可複選)-人間福報 | | | | |
| Information | | [Type= discrete] [Format=numeric] [Range= 1-88] [Missing=*] | | |
| Statistics [NW/ W] | | [Valid=26 /-] [Invalid=1974 /-] | | |
| Value | Label | Cases | Percentage | |
| 1 | 自由時報 | 0 | | |

File : data

c1c.12: C1c.12請問您最常看哪幾份報紙?(可複選)-人間福報

| Value | Label | Cases | Percentage |
|-------|----------------|-------|------------|
| 2 | 蘋果日報 | 0 | |
| 3 | 聯合報 | 0 | |
| 4 | 中國時報 | 0 | |
| 5 | 經濟日報 | 0 | |
| 6 | 工商時報 | 0 | |
| 7 | 聯合晚報 | 0 | |
| 8 | 爽報(免費報紙) | 0 | |
| 9 | Upaper (免費報紙) | 0 | |
| 10 | 中華日報(臺南市) | 0 | |
| 11 | 臺灣時報(高雄市) | 0 | |
| 12 | 人間福報 | 26 | 100.0% |
| 13 | 更生日報(花蓮縣、臺東縣) | 0 | |
| 14 | 國語日報 | 0 | |
| 15 | 青年日報 | 0 | |
| 16 | China Post | 0 | |
| 17 | 旺報 | 0 | |
| 18 | 中國經濟通訊社CENS | 0 | |
| 19 | Taipei Times | 0 | |
| 20 | 馬祖日報 | 0 | |
| 21 | 金門日報 | 0 | |
| 22 | 民眾日報(高雄市) | 0 | |
| 23 | 台灣新聞報(高雄市) | 0 | |
| 24 | 台中日報(臺中市) | 0 | |
| 25 | 台中晚報(臺中市) | 0 | |
| 26 | 台中時報(臺中市) | 0 | |
| 27 | 旱溪地區報(臺中市) | 0 | |
| 28 | 東方快報(花蓮縣) | 0 | |
| 29 | 享活誌(新北市) | 0 | |
| 30 | 巨報(嘉義縣、嘉義市) | 0 | |
| 31 | 台灣教會公報(清領時期創立) | 0 | |
| 32 | 基督教論壇報 | 0 | |
| 33 | 天主教週報 | 0 | |
| 34 | 前鋒招標日報 | 0 | |
| 35 | 台灣新生報 | 0 | |
| 36 | 大紀元時報 | 0 | |
| 37 | 國語週刊 | 0 | |
| 38 | 台灣立報 | 0 | |
| 39 | 破報 | 0 | |
| 40 | 都會時報 | 0 | |
| 41 | 台灣時報 | 0 | |
| 42 | 電子時報 | 0 | |
| 43 | Taiwan News | 0 | |
| 88 | 其他 | 0 | |

| File : data | | | |
|---|---|-------|------------|
| # c1c.12: C1c.12.請問您最常看哪幾份報紙?(可複選)-人間福報 | | | |
| Value | Label | Cases | Percentage |
| Sysmiss | | 1974 | |
| Warning: these figures indicate the number of cases found in the data file. They cannot be interpreted as summary statistics of the population of interest. | | | |
| # c1c.13: C1c.13.請問您最常看哪幾份報紙?(可複選)-更生日報(花蓮縣、臺東縣) | | | |
| Information | [Type= discrete] [Format=numeric] [Range= 1-88] [Missing=*] | | |
| Statistics [NW/ W] | [Valid=16 /-] [Invalid=1984 /-] | | |
| Value | Label | Cases | Percentage |
| 1 | 自由時報 | 0 | |
| 2 | 蘋果日報 | 0 | |
| 3 | 聯合報 | 0 | |
| 4 | 中國時報 | 0 | |
| 5 | 經濟日報 | 0 | |
| 6 | 工商時報 | 0 | |
| 7 | 聯合晚報 | 0 | |
| 8 | 爽報(免費報紙) | 0 | |
| 9 | Upaper (免費報紙) | 0 | |
| 10 | 中華日報(臺南市) | 0 | |
| 11 | 臺灣時報(高雄市) | 0 | |
| 12 | 人間福報 | 0 | |
| 13 | 更生日報(花蓮縣、臺東縣) | 16 | 100.0% |
| 14 | 國語日報 | 0 | |
| 15 | 青年日報 | 0 | |
| 16 | China Post | 0 | |
| 17 | 旺報 | 0 | |
| 18 | 中國經濟通訊社CENS | 0 | |
| 19 | Taipei Times | 0 | |
| 20 | 馬祖日報 | 0 | |
| 21 | 金門日報 | 0 | |
| 22 | 民眾日報(高雄市) | 0 | |
| 23 | 台灣新聞報(高雄市) | 0 | |
| 24 | 台中日報(臺中市) | 0 | |
| 25 | 台中晚報(臺中市) | 0 | |
| 26 | 台中時報(臺中市) | 0 | |
| 27 | 旱溪地區報(臺中市) | 0 | |
| 28 | 東方快報(花蓮縣) | 0 | |
| 29 | 享活誌(新北市) | 0 | |
| 30 | 巨報(嘉義縣、嘉義市) | 0 | |
| 31 | 台灣教會公報(清領時期創立) | 0 | |
| 32 | 基督教論壇報 | 0 | |
| 33 | 天主教週報 | 0 | |
| 34 | 前鋒招標日報 | 0 | |
| 35 | 台灣新生報 | 0 | |
| 36 | 大紀元時報 | 0 | |
| 37 | 國語週刊 | 0 | |

File : data

c1c.13: C1c.13請問您最常看哪幾份報紙?(可複選)-更生日報(花蓮縣、臺東縣)

| Value | Label | Cases | Percentage |
|---------|-------------|-------|------------|
| 38 | 台灣立報 | 0 | |
| 39 | 破報 | 0 | |
| 40 | 都會時報 | 0 | |
| 41 | 台灣時報 | 0 | |
| 42 | 電子時報 | 0 | |
| 43 | Taiwan News | 0 | |
| 88 | 其他 | 0 | |
| Sysmiss | | 1984 | |

Warning: these figures indicate the number of cases found in the data file. They cannot be interpreted as summary statistics of the population of interest.

c1c.14: C1c.14請問您最常看哪幾份報紙?(可複選)-國語日報

| | |
|--------------------|---|
| Information | [Type= discrete] [Format=numeric] [Range= 1-88] [Missing=*] |
| Statistics [NW/ W] | [Valid=4 /-] [Invalid=1996 /-] |

| Value | Label | Cases | Percentage |
|-------|---------------|-------|------------|
| 1 | 自由時報 | 0 | |
| 2 | 蘋果日報 | 0 | |
| 3 | 聯合報 | 0 | |
| 4 | 中國時報 | 0 | |
| 5 | 經濟日報 | 0 | |
| 6 | 工商時報 | 0 | |
| 7 | 聯合晚報 | 0 | |
| 8 | 爽報(免費報紙) | 0 | |
| 9 | Upaper (免費報紙) | 0 | |
| 10 | 中華日報(臺南市) | 0 | |
| 11 | 臺灣時報(高雄市) | 0 | |
| 12 | 人間福報 | 0 | |
| 13 | 更生日報(花蓮縣、臺東縣) | 0 | |
| 14 | 國語日報 | 4 | 100.0% |
| 15 | 青年日報 | 0 | |
| 16 | China Post | 0 | |
| 17 | 旺報 | 0 | |
| 18 | 中國經濟通訊社CENS | 0 | |
| 19 | Taipei Times | 0 | |
| 20 | 馬祖日報 | 0 | |
| 21 | 金門日報 | 0 | |
| 22 | 民眾日報(高雄市) | 0 | |
| 23 | 台灣新聞報(高雄市) | 0 | |
| 24 | 台中日報(臺中市) | 0 | |
| 25 | 台中晚報(臺中市) | 0 | |
| 26 | 台中時報(臺中市) | 0 | |
| 27 | 旱溪地區報(臺中市) | 0 | |
| 28 | 東方快報(花蓮縣) | 0 | |
| 29 | 享活誌(新北市) | 0 | |
| 30 | 巨報(嘉義縣、嘉義市) | 0 | |

File : data

c1c.14: C1c.14請問您最常看哪幾份報紙?(可複選)-國語日報

| Value | Label | Cases | Percentage |
|---------|----------------|-------|------------|
| 31 | 台灣教會公報(清領時期創立) | 0 | |
| 32 | 基督教論壇報 | 0 | |
| 33 | 天主教週報 | 0 | |
| 34 | 前鋒招標日報 | 0 | |
| 35 | 台灣新生報 | 0 | |
| 36 | 大紀元時報 | 0 | |
| 37 | 國語週刊 | 0 | |
| 38 | 台灣立報 | 0 | |
| 39 | 破報 | 0 | |
| 40 | 都會時報 | 0 | |
| 41 | 台灣時報 | 0 | |
| 42 | 電子時報 | 0 | |
| 43 | Taiwan News | 0 | |
| 88 | 其他 | 0 | |
| Sysmiss | | 1996 | |

Warning: these figures indicate the number of cases found in the data file. They cannot be interpreted as summary statistics of the population of interest.

c1c.15: C1c.15請問您最常看哪幾份報紙?(可複選)-青年日報

| | |
|--------------------|---|
| Information | [Type= discrete] [Format=numeric] [Range= 1-88] [Missing=*] |
| Statistics [NW/ W] | [Valid=2 /-] [Invalid=1998 /-] |

| Value | Label | Cases | Percentage |
|-------|---------------|-------|------------|
| 1 | 自由時報 | 0 | |
| 2 | 蘋果日報 | 0 | |
| 3 | 聯合報 | 0 | |
| 4 | 中國時報 | 0 | |
| 5 | 經濟日報 | 0 | |
| 6 | 工商時報 | 0 | |
| 7 | 聯合晚報 | 0 | |
| 8 | 爽報(免費報紙) | 0 | |
| 9 | Upaper (免費報紙) | 0 | |
| 10 | 中華日報(臺南市) | 0 | |
| 11 | 臺灣時報(高雄市) | 0 | |
| 12 | 人間福報 | 0 | |
| 13 | 更生日報(花蓮縣、臺東縣) | 0 | |
| 14 | 國語日報 | 0 | |
| 15 | 青年日報 | 2 | 100.0% |
| 16 | China Post | 0 | |
| 17 | 旺報 | 0 | |
| 18 | 中國經濟通訊社CENS | 0 | |
| 19 | Taipei Times | 0 | |
| 20 | 馬祖日報 | 0 | |
| 21 | 金門日報 | 0 | |
| 22 | 民眾日報(高雄市) | 0 | |
| 23 | 台灣新聞報(高雄市) | 0 | |

File : data

c1c.15: C1c.15請問您最常看哪幾份報紙?(可複選)-青年日報

| Value | Label | Cases | Percentage |
|---------|----------------|-------|------------|
| 24 | 台中日報(臺中市) | 0 | |
| 25 | 台中晚報(臺中市) | 0 | |
| 26 | 台中時報(臺中市) | 0 | |
| 27 | 旱溪地區報(臺中市) | 0 | |
| 28 | 東方快報(花蓮縣) | 0 | |
| 29 | 享活誌(新北市) | 0 | |
| 30 | 巨報(嘉義縣、嘉義市) | 0 | |
| 31 | 台灣教會公報(清領時期創立) | 0 | |
| 32 | 基督教論壇報 | 0 | |
| 33 | 天主教週報 | 0 | |
| 34 | 前鋒招標日報 | 0 | |
| 35 | 台灣新生報 | 0 | |
| 36 | 大紀元時報 | 0 | |
| 37 | 國語週刊 | 0 | |
| 38 | 台灣立報 | 0 | |
| 39 | 破報 | 0 | |
| 40 | 都會時報 | 0 | |
| 41 | 台灣時報 | 0 | |
| 42 | 電子時報 | 0 | |
| 43 | Taiwan News | 0 | |
| 88 | 其他 | 0 | |
| Sysmiss | | 1998 | |

Warning: these figures indicate the number of cases found in the data file. They cannot be interpreted as summary statistics of the population of interest.

c1c.16: C1c.16請問您最常看哪幾份報紙?(可複選)-China Post

| Information | [Type= discrete] [Format=numeric] [Range= 1-88] [Missing=*] | | |
|--------------------|---|-------|------------|
| Statistics [NW/ W] | [Valid=2 /-] [Invalid=1998 /-] | | |
| Value | Label | Cases | Percentage |
| 1 | 自由時報 | 0 | |
| 2 | 蘋果日報 | 0 | |
| 3 | 聯合報 | 0 | |
| 4 | 中國時報 | 0 | |
| 5 | 經濟日報 | 0 | |
| 6 | 工商時報 | 0 | |
| 7 | 聯合晚報 | 0 | |
| 8 | 爽報(免費報紙) | 0 | |
| 9 | Upaper (免費報紙) | 0 | |
| 10 | 中華日報(臺南市) | 0 | |
| 11 | 臺灣時報(高雄市) | 0 | |
| 12 | 人間福報 | 0 | |
| 13 | 更生日報(花蓮縣、臺東縣) | 0 | |
| 14 | 國語日報 | 0 | |
| 15 | 青年日報 | 0 | |
| 16 | China Post | 2 | 100.0% |

File : data

c1c.16: C1c.16.請問您最常看哪幾份報紙?(可複選) - China Post

| Value | Label | Cases | Percentage |
|---------|----------------|-------|------------|
| 17 | 旺報 | 0 | |
| 18 | 中國經濟通訊社CENS | 0 | |
| 19 | Taipei Times | 0 | |
| 20 | 馬祖日報 | 0 | |
| 21 | 金門日報 | 0 | |
| 22 | 民眾日報(高雄市) | 0 | |
| 23 | 台灣新聞報(高雄市) | 0 | |
| 24 | 台中日報(臺中市) | 0 | |
| 25 | 台中晚報(臺中市) | 0 | |
| 26 | 台中時報(臺中市) | 0 | |
| 27 | 旱溪地區報(臺中市) | 0 | |
| 28 | 東方快報(花蓮縣) | 0 | |
| 29 | 享活誌(新北市) | 0 | |
| 30 | 巨報(嘉義縣、嘉義市) | 0 | |
| 31 | 台灣教會公報(清領時期創立) | 0 | |
| 32 | 基督教論壇報 | 0 | |
| 33 | 天主教週報 | 0 | |
| 34 | 前鋒招標日報 | 0 | |
| 35 | 台灣新生報 | 0 | |
| 36 | 大紀元時報 | 0 | |
| 37 | 國語週刊 | 0 | |
| 38 | 台灣立報 | 0 | |
| 39 | 破報 | 0 | |
| 40 | 都會時報 | 0 | |
| 41 | 台灣時報 | 0 | |
| 42 | 電子時報 | 0 | |
| 43 | Taiwan News | 0 | |
| 88 | 其他 | 0 | |
| Sysmiss | | 1998 | |

Warning: these figures indicate the number of cases found in the data file. They cannot be interpreted as summary statistics of the population of interest.

c1c.17: C1c.17.請問您最常看哪幾份報紙?(可複選) - 旺報

| Information | | [Type= discrete] [Format=numeric] [Range= 1-88] [Missing=*] | |
|--------------------|---------------|---|------------|
| Statistics [NW/ W] | | [Valid=3 /-] [Invalid=1997 /-] | |
| Value | Label | Cases | Percentage |
| 1 | 自由時報 | 0 | |
| 2 | 蘋果日報 | 0 | |
| 3 | 聯合報 | 0 | |
| 4 | 中國時報 | 0 | |
| 5 | 經濟日報 | 0 | |
| 6 | 工商時報 | 0 | |
| 7 | 聯合晚報 | 0 | |
| 8 | 爽報(免費報紙) | 0 | |
| 9 | Upaper (免費報紙) | 0 | |

File : data

c1c.17: C1c.17.請問您最常看哪幾份報紙?(可複選)-旺報

| Value | Label | Cases | Percentage |
|---------|----------------|-------|------------|
| 10 | 中華日報(臺南市) | 0 | |
| 11 | 臺灣時報(高雄市) | 0 | |
| 12 | 人間福報 | 0 | |
| 13 | 更生日報(花蓮縣、臺東縣) | 0 | |
| 14 | 國語日報 | 0 | |
| 15 | 青年日報 | 0 | |
| 16 | China Post | 0 | |
| 17 | 旺報 | 3 | 100.0% |
| 18 | 中國經濟通訊社CENS | 0 | |
| 19 | Taipei Times | 0 | |
| 20 | 馬祖日報 | 0 | |
| 21 | 金門日報 | 0 | |
| 22 | 民眾日報(高雄市) | 0 | |
| 23 | 台灣新聞報(高雄市) | 0 | |
| 24 | 台中日報(臺中市) | 0 | |
| 25 | 台中晚報(臺中市) | 0 | |
| 26 | 台中時報(臺中市) | 0 | |
| 27 | 旱溪地區報(臺中市) | 0 | |
| 28 | 東方快報(花蓮縣) | 0 | |
| 29 | 享活誌(新北市) | 0 | |
| 30 | 巨報(嘉義縣、嘉義市) | 0 | |
| 31 | 台灣教會公報(清領時期創立) | 0 | |
| 32 | 基督教論壇報 | 0 | |
| 33 | 天主教週報 | 0 | |
| 34 | 前鋒招標日報 | 0 | |
| 35 | 台灣新生報 | 0 | |
| 36 | 大紀元時報 | 0 | |
| 37 | 國語週刊 | 0 | |
| 38 | 台灣立報 | 0 | |
| 39 | 破報 | 0 | |
| 40 | 都會時報 | 0 | |
| 41 | 台灣時報 | 0 | |
| 42 | 電子時報 | 0 | |
| 43 | Taiwan News | 0 | |
| 88 | 其他 | 0 | |
| Sysmiss | | 1997 | |

Warning: these figures indicate the number of cases found in the data file. They cannot be interpreted as summary statistics of the population of interest.

| # c1c.18: C1c.18,請問您最常看哪幾份報紙?(可複選) - 中國經濟通訊社CENS | | | |
|--|----------------|---|------------|
| Information | | [Type= discrete] [Format=numeric] [Range= 1-88] [Missing=*] | |
| Statistics [NW/ W] | | [Valid=1 /-] [Invalid=1999 /-] | |
| Value | Label | Cases | Percentage |
| 1 | 自由時報 | 0 | |
| 2 | 蘋果日報 | 0 | |
| 3 | 聯合報 | 0 | |
| 4 | 中國時報 | 0 | |
| 5 | 經濟日報 | 0 | |
| 6 | 工商時報 | 0 | |
| 7 | 聯合晚報 | 0 | |
| 8 | 爽報(免費報紙) | 0 | |
| 9 | Upaper (免費報紙) | 0 | |
| 10 | 中華日報(臺南市) | 0 | |
| 11 | 臺灣時報(高雄市) | 0 | |
| 12 | 人間福報 | 0 | |
| 13 | 更生日報(花蓮縣、臺東縣) | 0 | |
| 14 | 國語日報 | 0 | |
| 15 | 青年日報 | 0 | |
| 16 | China Post | 0 | |
| 17 | 旺報 | 0 | |
| 18 | 中國經濟通訊社CENS | 1 | 100.0% |
| 19 | Taipei Times | 0 | |
| 20 | 馬祖日報 | 0 | |
| 21 | 金門日報 | 0 | |
| 22 | 民眾日報(高雄市) | 0 | |
| 23 | 台灣新聞報(高雄市) | 0 | |
| 24 | 台中日報(臺中市) | 0 | |
| 25 | 台中晚報(臺中市) | 0 | |
| 26 | 台中時報(臺中市) | 0 | |
| 27 | 旱溪地區報(臺中市) | 0 | |
| 28 | 東方快報(花蓮縣) | 0 | |
| 29 | 享活誌(新北市) | 0 | |
| 30 | 巨報(嘉義縣、嘉義市) | 0 | |
| 31 | 台灣教會公報(清領時期創立) | 0 | |
| 32 | 基督教論壇報 | 0 | |
| 33 | 天主教週報 | 0 | |
| 34 | 前鋒招標日報 | 0 | |
| 35 | 台灣新生報 | 0 | |
| 36 | 大紀元時報 | 0 | |
| 37 | 國語週刊 | 0 | |
| 38 | 台灣立報 | 0 | |
| 39 | 破報 | 0 | |
| 40 | 都會時報 | 0 | |
| 41 | 台灣時報 | 0 | |
| 42 | 電子時報 | 0 | |
| 43 | Taiwan News | 0 | |

| # c1c.18: C1c.18.請問您最常看哪幾份報紙?(可複選)-中國經濟通訊社CENS | | | |
|---|----------------|---|---|
| Value | Label | Cases | Percentage |
| 88 | 其他 | 0 | |
| Sysmiss | | 1999 | |
| Warning: these figures indicate the number of cases found in the data file. They cannot be interpreted as summary statistics of the population of interest. | | | |
| # c1c.19: C1c.19.請問您最常看哪幾份報紙?(可複選)-Taipei Times | | | |
| Information | | [Type= discrete] [Format=numeric] [Range= 1-88] [Missing=*] | |
| Statistics [NW/ W] | | [Valid=2 /-] [Invalid=1998 /-] | |
| Value | Label | Cases | Percentage |
| 1 | 自由時報 | 0 |  |
| 2 | 蘋果日報 | 0 | |
| 3 | 聯合報 | 0 | |
| 4 | 中國時報 | 0 | |
| 5 | 經濟日報 | 0 | |
| 6 | 工商時報 | 0 | |
| 7 | 聯合晚報 | 0 | |
| 8 | 爽報(免費報紙) | 0 | |
| 9 | Upaper (免費報紙) | 0 | |
| 10 | 中華日報(臺南市) | 0 | |
| 11 | 臺灣時報(高雄市) | 0 | |
| 12 | 人間福報 | 0 | |
| 13 | 更生日報(花蓮縣、臺東縣) | 0 | |
| 14 | 國語日報 | 0 | |
| 15 | 青年日報 | 0 | |
| 16 | China Post | 0 | |
| 17 | 旺報 | 0 | |
| 18 | 中國經濟通訊社CENS | 0 | |
| 19 | Taipei Times | 2 | |
| 20 | 馬祖日報 | 0 | |
| 21 | 金門日報 | 0 | |
| 22 | 民眾日報(高雄市) | 0 | |
| 23 | 台灣新聞報(高雄市) | 0 | |
| 24 | 台中日報(臺中市) | 0 | |
| 25 | 台中晚報(臺中市) | 0 | |
| 26 | 台中時報(臺中市) | 0 | |
| 27 | 旱溪地區報(臺中市) | 0 | |
| 28 | 東方快報(花蓮縣) | 0 | |
| 29 | 享活誌(新北市) | 0 | |
| 30 | 巨報(嘉義縣、嘉義市) | 0 | |
| 31 | 台灣教會公報(清領時期創立) | 0 | |
| 32 | 基督教論壇報 | 0 | |
| 33 | 天主教週報 | 0 | |
| 34 | 前鋒招標日報 | 0 | |
| 35 | 台灣新生報 | 0 | |
| 36 | 大紀元時報 | 0 | |
| 37 | 國語週刊 | 0 | |

| # c1c.19: C1c.19.請問您最常看哪幾份報紙?(可複選) - Taipei Times | | | | |
|---|----------------|---|------------|--------|
| Value | Label | Cases | Percentage | |
| 38 | 台灣立報 | 0 | | |
| 39 | 破報 | 0 | | |
| 40 | 都會時報 | 0 | | |
| 41 | 台灣時報 | 0 | | |
| 42 | 電子時報 | 0 | | |
| 43 | Taiwan News | 0 | | |
| 88 | 其他 | 0 | | |
| Sysmiss | | 1998 | | |
| Warning: these figures indicate the number of cases found in the data file. They cannot be interpreted as summary statistics of the population of interest. | | | | |
| # c1c.20: C1c.20.請問您最常看哪幾份報紙?(可複選) - 馬祖日報 | | | | |
| Information | | [Type= discrete] [Format=numeric] [Range= 1-88] [Missing=*] | | |
| Statistics [NW/ W] | | [Valid=9 /-] [Invalid=1991 /-] | | |
| Value | Label | Cases | Percentage | |
| 1 | 自由時報 | 0 | | |
| 2 | 蘋果日報 | 0 | | |
| 3 | 聯合報 | 0 | | |
| 4 | 中國時報 | 0 | | |
| 5 | 經濟日報 | 0 | | |
| 6 | 工商時報 | 0 | | |
| 7 | 聯合晚報 | 0 | | |
| 8 | 爽報(免費報紙) | 0 | | |
| 9 | Upaper (免費報紙) | 0 | | |
| 10 | 中華日報(臺南市) | 0 | | |
| 11 | 臺灣時報(高雄市) | 0 | | |
| 12 | 人間福報 | 0 | | |
| 13 | 更生日報(花蓮縣、臺東縣) | 0 | | |
| 14 | 國語日報 | 0 | | |
| 15 | 青年日報 | 0 | | |
| 16 | China Post | 0 | | |
| 17 | 旺報 | 0 | | |
| 18 | 中國經濟通訊社CENS | 0 | | |
| 19 | Taipei Times | 0 | | |
| 20 | 馬祖日報 | 9 | | 100.0% |
| 21 | 金門日報 | 0 | | |
| 22 | 民眾日報(高雄市) | 0 | | |
| 23 | 台灣新聞報(高雄市) | 0 | | |
| 24 | 台中日報(臺中市) | 0 | | |
| 25 | 台中晚報(臺中市) | 0 | | |
| 26 | 台中時報(臺中市) | 0 | | |
| 27 | 旱溪地區報(臺中市) | 0 | | |
| 28 | 東方快報(花蓮縣) | 0 | | |
| 29 | 享活誌(新北市) | 0 | | |
| 30 | 巨報(嘉義縣、嘉義市) | 0 | | |
| 31 | 台灣教會公報(清領時期創立) | 0 | | |

| # c1c.20: C1c.20.請問您最常看哪幾份報紙?(可複選)-馬祖日報 | | | |
|---|---|-------|------------|
| Value | Label | Cases | Percentage |
| 32 | 基督教論壇報 | 0 | |
| 33 | 天主教週報 | 0 | |
| 34 | 前鋒招標日報 | 0 | |
| 35 | 台灣新生報 | 0 | |
| 36 | 大紀元時報 | 0 | |
| 37 | 國語週刊 | 0 | |
| 38 | 台灣立報 | 0 | |
| 39 | 破報 | 0 | |
| 40 | 都會時報 | 0 | |
| 41 | 台灣時報 | 0 | |
| 42 | 電子時報 | 0 | |
| 43 | Taiwan News | 0 | |
| 88 | 其他 | 0 | |
| Sysmiss | | 1991 | |
| Warning: these figures indicate the number of cases found in the data file. They cannot be interpreted as summary statistics of the population of interest. | | | |
| # c1c.21: C1c.21.請問您最常看哪幾份報紙?(可複選)-金門日報 | | | |
| Information | [Type= discrete] [Format=numeric] [Range= 1-88] [Missing=*] | | |
| Statistics [NW/ W] | [Valid=1 /-] [Invalid=1999 /-] | | |
| Value | Label | Cases | Percentage |
| 1 | 自由時報 | 0 | |
| 2 | 蘋果日報 | 0 | |
| 3 | 聯合報 | 0 | |
| 4 | 中國時報 | 0 | |
| 5 | 經濟日報 | 0 | |
| 6 | 工商時報 | 0 | |
| 7 | 聯合晚報 | 0 | |
| 8 | 爽報(免費報紙) | 0 | |
| 9 | Upaper (免費報紙) | 0 | |
| 10 | 中華日報(臺南市) | 0 | |
| 11 | 臺灣時報(高雄市) | 0 | |
| 12 | 人間福報 | 0 | |
| 13 | 更生日報(花蓮縣、臺東縣) | 0 | |
| 14 | 國語日報 | 0 | |
| 15 | 青年日報 | 0 | |
| 16 | China Post | 0 | |
| 17 | 旺報 | 0 | |
| 18 | 中國經濟通訊社CENS | 0 | |
| 19 | Taipei Times | 0 | |
| 20 | 馬祖日報 | 0 | |
| 21 | 金門日報 | 1 | 100.0% |
| 22 | 民眾日報(高雄市) | 0 | |
| 23 | 台灣新聞報(高雄市) | 0 | |
| 24 | 台中日報(臺中市) | 0 | |
| 25 | 台中晚報(臺中市) | 0 | |

| # c1c.21: C1c.21.請問您最常看哪幾份報紙?(可複選)-金門日報 | | | |
|---|----------------|---|------------|
| Value | Label | Cases | Percentage |
| 26 | 台中時報(臺中市) | 0 | |
| 27 | 旱溪地區報(臺中市) | 0 | |
| 28 | 東方快報(花蓮縣) | 0 | |
| 29 | 享活誌(新北市) | 0 | |
| 30 | 巨報(嘉義縣、嘉義市) | 0 | |
| 31 | 台灣教會公報(清領時期創立) | 0 | |
| 32 | 基督教論壇報 | 0 | |
| 33 | 天主教週報 | 0 | |
| 34 | 前鋒招標日報 | 0 | |
| 35 | 台灣新生報 | 0 | |
| 36 | 大紀元時報 | 0 | |
| 37 | 國語週刊 | 0 | |
| 38 | 台灣立報 | 0 | |
| 39 | 破報 | 0 | |
| 40 | 都會時報 | 0 | |
| 41 | 台灣時報 | 0 | |
| 42 | 電子時報 | 0 | |
| 43 | Taiwan News | 0 | |
| 88 | 其他 | 0 | |
| Sysmiss | | 1999 | |
| Warning: these figures indicate the number of cases found in the data file. They cannot be interpreted as summary statistics of the population of interest. | | | |
| # c1c.22: C1c.22.請問您最常看哪幾份報紙?(可複選)-民眾日報(高雄市) | | | |
| Information | | [Type= discrete] [Format=numeric] [Range= 1-88] [Missing=*] | |
| Statistics [NW/ W] | | [Valid=0 /-] [Invalid=2000 /-] | |
| Value | Label | Cases | Percentage |
| 1 | 自由時報 | 0 | |
| 2 | 蘋果日報 | 0 | |
| 3 | 聯合報 | 0 | |
| 4 | 中國時報 | 0 | |
| 5 | 經濟日報 | 0 | |
| 6 | 工商時報 | 0 | |
| 7 | 聯合晚報 | 0 | |
| 8 | 爽報(免費報紙) | 0 | |
| 9 | Upaper (免費報紙) | 0 | |
| 10 | 中華日報(臺南市) | 0 | |
| 11 | 臺灣時報(高雄市) | 0 | |
| 12 | 人間福報 | 0 | |
| 13 | 更生日報(花蓮縣、臺東縣) | 0 | |
| 14 | 國語日報 | 0 | |
| 15 | 青年日報 | 0 | |
| 16 | China Post | 0 | |
| 17 | 旺報 | 0 | |
| 18 | 中國經濟通訊社CENS | 0 | |
| 19 | Taipei Times | 0 | |

c1c.22: C1c.22.請問您最常看哪幾份報紙?(可複選)-民眾日報(高雄市)

| Value | Label | Cases | Percentage |
|---------|----------------|-------|------------|
| 20 | 馬祖日報 | 0 | |
| 21 | 金門日報 | 0 | |
| 22 | 民眾日報(高雄市) | 0 | |
| 23 | 台灣新聞報(高雄市) | 0 | |
| 24 | 台中日報(臺中市) | 0 | |
| 25 | 台中晚報(臺中市) | 0 | |
| 26 | 台中時報(臺中市) | 0 | |
| 27 | 旱溪地區報(臺中市) | 0 | |
| 28 | 東方快報(花蓮縣) | 0 | |
| 29 | 享活誌(新北市) | 0 | |
| 30 | 巨報(嘉義縣、嘉義市) | 0 | |
| 31 | 台灣教會公報(清領時期創立) | 0 | |
| 32 | 基督教論壇報 | 0 | |
| 33 | 天主教週報 | 0 | |
| 34 | 前鋒招標日報 | 0 | |
| 35 | 台灣新生報 | 0 | |
| 36 | 大紀元時報 | 0 | |
| 37 | 國語週刊 | 0 | |
| 38 | 台灣立報 | 0 | |
| 39 | 破報 | 0 | |
| 40 | 都會時報 | 0 | |
| 41 | 台灣時報 | 0 | |
| 42 | 電子時報 | 0 | |
| 43 | Taiwan News | 0 | |
| 88 | 其他 | 0 | |
| Sysmiss | | 2000 | |

Warning: these figures indicate the number of cases found in the data file. They cannot be interpreted as summary statistics of the population of interest.

c1c.23: C1c.23.請問您最常看哪幾份報紙?(可複選)-台灣新聞報(高雄市)

| | |
|--------------------|---|
| Information | [Type= discrete] [Format=numeric] [Range= 1-88] [Missing=*] |
| Statistics [NW/ W] | [Valid=0 /-] [Invalid=2000 /-] |

| Value | Label | Cases | Percentage |
|-------|---------------|-------|------------|
| 1 | 自由時報 | 0 | |
| 2 | 蘋果日報 | 0 | |
| 3 | 聯合報 | 0 | |
| 4 | 中國時報 | 0 | |
| 5 | 經濟日報 | 0 | |
| 6 | 工商時報 | 0 | |
| 7 | 聯合晚報 | 0 | |
| 8 | 爽報(免費報紙) | 0 | |
| 9 | Upaper (免費報紙) | 0 | |
| 10 | 中華日報(臺南市) | 0 | |
| 11 | 臺灣時報(高雄市) | 0 | |
| 12 | 人間福報 | 0 | |
| 13 | 更生日報(花蓮縣、臺東縣) | 0 | |

| # c1c.23: C1c.23.請問您最常看哪幾份報紙?(可複選)-台灣新聞報(高雄市) | | | |
|---|---|-------|------------|
| Value | Label | Cases | Percentage |
| 14 | 國語日報 | 0 | |
| 15 | 青年日報 | 0 | |
| 16 | China Post | 0 | |
| 17 | 旺報 | 0 | |
| 18 | 中國經濟通訊社CENS | 0 | |
| 19 | Taipei Times | 0 | |
| 20 | 馬祖日報 | 0 | |
| 21 | 金門日報 | 0 | |
| 22 | 民眾日報(高雄市) | 0 | |
| 23 | 台灣新聞報(高雄市) | 0 | |
| 24 | 台中日報(臺中市) | 0 | |
| 25 | 台中晚報(臺中市) | 0 | |
| 26 | 台中時報(臺中市) | 0 | |
| 27 | 旱溪地區報(臺中市) | 0 | |
| 28 | 東方快報(花蓮縣) | 0 | |
| 29 | 享活誌(新北市) | 0 | |
| 30 | 巨報(嘉義縣、嘉義市) | 0 | |
| 31 | 台灣教會公報(清領時期創立) | 0 | |
| 32 | 基督教論壇報 | 0 | |
| 33 | 天主教週報 | 0 | |
| 34 | 前鋒招標日報 | 0 | |
| 35 | 台灣新生報 | 0 | |
| 36 | 大紀元時報 | 0 | |
| 37 | 國語週刊 | 0 | |
| 38 | 台灣立報 | 0 | |
| 39 | 破報 | 0 | |
| 40 | 都會時報 | 0 | |
| 41 | 台灣時報 | 0 | |
| 42 | 電子時報 | 0 | |
| 43 | Taiwan News | 0 | |
| 88 | 其他 | 0 | |
| Sysmiss | | 2000 | |
| Warning: these figures indicate the number of cases found in the data file. They cannot be interpreted as summary statistics of the population of interest. | | | |
| # c1c.24: C1c.24.請問您最常看哪幾份報紙?(可複選)-台中日報(臺中市) | | | |
| Information | [Type= discrete] [Format=numeric] [Range= 1-88] [Missing=*] | | |
| Statistics [NW/ W] | [Valid=0 /-] [Invalid=2000 /-] | | |
| Value | Label | Cases | Percentage |
| 1 | 自由時報 | 0 | |
| 2 | 蘋果日報 | 0 | |
| 3 | 聯合報 | 0 | |
| 4 | 中國時報 | 0 | |
| 5 | 經濟日報 | 0 | |
| 6 | 工商時報 | 0 | |
| 7 | 聯合晚報 | 0 | |

| # c1c.24: C1c.24.請問您最常看哪幾份報紙?(可複選)-台中日報(臺中市) | | | |
|---|---|-------|------------|
| Value | Label | Cases | Percentage |
| 8 | 爽報(免費報紙) | 0 | |
| 9 | Upaper (免費報紙) | 0 | |
| 10 | 中華日報(臺南市) | 0 | |
| 11 | 臺灣時報(高雄市) | 0 | |
| 12 | 人間福報 | 0 | |
| 13 | 更生日報(花蓮縣、臺東縣) | 0 | |
| 14 | 國語日報 | 0 | |
| 15 | 青年日報 | 0 | |
| 16 | China Post | 0 | |
| 17 | 旺報 | 0 | |
| 18 | 中國經濟通訊社CENS | 0 | |
| 19 | Taipei Times | 0 | |
| 20 | 馬祖日報 | 0 | |
| 21 | 金門日報 | 0 | |
| 22 | 民眾日報(高雄市) | 0 | |
| 23 | 台灣新聞報(高雄市) | 0 | |
| 24 | 台中日報(臺中市) | 0 | |
| 25 | 台中晚報(臺中市) | 0 | |
| 26 | 台中時報(臺中市) | 0 | |
| 27 | 旱溪地區報(臺中市) | 0 | |
| 28 | 東方快報(花蓮縣) | 0 | |
| 29 | 享活誌(新北市) | 0 | |
| 30 | 巨報(嘉義縣、嘉義市) | 0 | |
| 31 | 台灣教會公報(清領時期創立) | 0 | |
| 32 | 基督教論壇報 | 0 | |
| 33 | 天主教週報 | 0 | |
| 34 | 前鋒招標日報 | 0 | |
| 35 | 台灣新生報 | 0 | |
| 36 | 大紀元時報 | 0 | |
| 37 | 國語週刊 | 0 | |
| 38 | 台灣立報 | 0 | |
| 39 | 破報 | 0 | |
| 40 | 都會時報 | 0 | |
| 41 | 台灣時報 | 0 | |
| 42 | 電子時報 | 0 | |
| 43 | Taiwan News | 0 | |
| 88 | 其他 | 0 | |
| Sysmiss | | 2000 | |
| Warning: these figures indicate the number of cases found in the data file. They cannot be interpreted as summary statistics of the population of interest. | | | |
| # c1c.25: C1c.25.請問您最常看哪幾份報紙?(可複選)-台中晚報(臺中市) | | | |
| Information | [Type= discrete] [Format=numeric] [Range= 1-88] [Missing=*] | | |
| Statistics [NW/ W] | [Valid=0 /-] [Invalid=2000 /-] | | |
| Value | Label | Cases | Percentage |
| 1 | 自由時報 | 0 | |

c1c.25: C1c.25,請問您最常看哪幾份報紙?(可複選)-台中晚報(臺中市)

| Value | Label | Cases | Percentage |
|---------|----------------|-------|------------|
| 2 | 蘋果日報 | 0 | |
| 3 | 聯合報 | 0 | |
| 4 | 中國時報 | 0 | |
| 5 | 經濟日報 | 0 | |
| 6 | 工商時報 | 0 | |
| 7 | 聯合晚報 | 0 | |
| 8 | 爽報(免費報紙) | 0 | |
| 9 | Upaper (免費報紙) | 0 | |
| 10 | 中華日報(臺南市) | 0 | |
| 11 | 臺灣時報(高雄市) | 0 | |
| 12 | 人間福報 | 0 | |
| 13 | 更生日報(花蓮縣、臺東縣) | 0 | |
| 14 | 國語日報 | 0 | |
| 15 | 青年日報 | 0 | |
| 16 | China Post | 0 | |
| 17 | 旺報 | 0 | |
| 18 | 中國經濟通訊社CENS | 0 | |
| 19 | Taipei Times | 0 | |
| 20 | 馬祖日報 | 0 | |
| 21 | 金門日報 | 0 | |
| 22 | 民眾日報(高雄市) | 0 | |
| 23 | 台灣新聞報(高雄市) | 0 | |
| 24 | 台中日報(臺中市) | 0 | |
| 25 | 台中晚報(臺中市) | 0 | |
| 26 | 台中時報(臺中市) | 0 | |
| 27 | 旱溪地區報(臺中市) | 0 | |
| 28 | 東方快報(花蓮縣) | 0 | |
| 29 | 享活誌(新北市) | 0 | |
| 30 | 巨報(嘉義縣、嘉義市) | 0 | |
| 31 | 台灣教會公報(清領時期創立) | 0 | |
| 32 | 基督教論壇報 | 0 | |
| 33 | 天主教週報 | 0 | |
| 34 | 前鋒招標日報 | 0 | |
| 35 | 台灣新生報 | 0 | |
| 36 | 大紀元時報 | 0 | |
| 37 | 國語週刊 | 0 | |
| 38 | 台灣立報 | 0 | |
| 39 | 破報 | 0 | |
| 40 | 都會時報 | 0 | |
| 41 | 台灣時報 | 0 | |
| 42 | 電子時報 | 0 | |
| 43 | Taiwan News | 0 | |
| 88 | 其他 | 0 | |
| Sysmiss | | 2000 | |

Warning: these figures indicate the number of cases found in the data file. They cannot be interpreted as summary statistics of the population of interest.

| # c1c.26: C1c.26.請問您最常看哪幾份報紙?(可複選)-台中時報(臺中市) | | | |
|--|----------------|---|------------|
| Information | | [Type= discrete] [Format=numeric] [Range= 1-88] [Missing=*] | |
| Statistics [NW/ W] | | [Valid=0 /-] [Invalid=2000 /-] | |
| Value | Label | Cases | Percentage |
| 1 | 自由時報 | 0 | |
| 2 | 蘋果日報 | 0 | |
| 3 | 聯合報 | 0 | |
| 4 | 中國時報 | 0 | |
| 5 | 經濟日報 | 0 | |
| 6 | 工商時報 | 0 | |
| 7 | 聯合晚報 | 0 | |
| 8 | 爽報(免費報紙) | 0 | |
| 9 | Upaper (免費報紙) | 0 | |
| 10 | 中華日報(臺南市) | 0 | |
| 11 | 臺灣時報(高雄市) | 0 | |
| 12 | 人間福報 | 0 | |
| 13 | 更生日報(花蓮縣、臺東縣) | 0 | |
| 14 | 國語日報 | 0 | |
| 15 | 青年日報 | 0 | |
| 16 | China Post | 0 | |
| 17 | 旺報 | 0 | |
| 18 | 中國經濟通訊社CENS | 0 | |
| 19 | Taipei Times | 0 | |
| 20 | 馬祖日報 | 0 | |
| 21 | 金門日報 | 0 | |
| 22 | 民眾日報(高雄市) | 0 | |
| 23 | 台灣新聞報(高雄市) | 0 | |
| 24 | 台中日報(臺中市) | 0 | |
| 25 | 台中晚報(臺中市) | 0 | |
| 26 | 台中時報(臺中市) | 0 | |
| 27 | 旱溪地區報(臺中市) | 0 | |
| 28 | 東方快報(花蓮縣) | 0 | |
| 29 | 享活誌(新北市) | 0 | |
| 30 | 巨報(嘉義縣、嘉義市) | 0 | |
| 31 | 台灣教會公報(清領時期創立) | 0 | |
| 32 | 基督教論壇報 | 0 | |
| 33 | 天主教週報 | 0 | |
| 34 | 前鋒招標日報 | 0 | |
| 35 | 台灣新生報 | 0 | |
| 36 | 大紀元時報 | 0 | |
| 37 | 國語週刊 | 0 | |
| 38 | 台灣立報 | 0 | |
| 39 | 破報 | 0 | |
| 40 | 都會時報 | 0 | |
| 41 | 台灣時報 | 0 | |
| 42 | 電子時報 | 0 | |
| 43 | Taiwan News | 0 | |

| # c1c.26: C1c.26.請問您最常看哪幾份報紙?(可複選) - 台中時報(臺中市) | | | |
|---|----------------|---|------------|
| Value | Label | Cases | Percentage |
| 88 | 其他 | 0 | |
| Sysmiss | | 2000 | |
| Warning: these figures indicate the number of cases found in the data file. They cannot be interpreted as summary statistics of the population of interest. | | | |
| # c1c.27: C1c.27.請問您最常看哪幾份報紙?(可複選) - 旱溪地區報(臺中市) | | | |
| Information | | [Type= discrete] [Format=numeric] [Range= 1-88] [Missing=*] | |
| Statistics [NW/ W] | | [Valid=0 /-] [Invalid=2000 /-] | |
| Value | Label | Cases | Percentage |
| 1 | 自由時報 | 0 | |
| 2 | 蘋果日報 | 0 | |
| 3 | 聯合報 | 0 | |
| 4 | 中國時報 | 0 | |
| 5 | 經濟日報 | 0 | |
| 6 | 工商時報 | 0 | |
| 7 | 聯合晚報 | 0 | |
| 8 | 爽報(免費報紙) | 0 | |
| 9 | Upaper (免費報紙) | 0 | |
| 10 | 中華日報(臺南市) | 0 | |
| 11 | 臺灣時報(高雄市) | 0 | |
| 12 | 人間福報 | 0 | |
| 13 | 更生日報(花蓮縣、臺東縣) | 0 | |
| 14 | 國語日報 | 0 | |
| 15 | 青年日報 | 0 | |
| 16 | China Post | 0 | |
| 17 | 旺報 | 0 | |
| 18 | 中國經濟通訊社CENS | 0 | |
| 19 | Taipei Times | 0 | |
| 20 | 馬祖日報 | 0 | |
| 21 | 金門日報 | 0 | |
| 22 | 民眾日報(高雄市) | 0 | |
| 23 | 台灣新聞報(高雄市) | 0 | |
| 24 | 台中日報(臺中市) | 0 | |
| 25 | 台中晚報(臺中市) | 0 | |
| 26 | 台中時報(臺中市) | 0 | |
| 27 | 旱溪地區報(臺中市) | 0 | |
| 28 | 東方快報(花蓮縣) | 0 | |
| 29 | 享活誌(新北市) | 0 | |
| 30 | 巨報(嘉義縣、嘉義市) | 0 | |
| 31 | 台灣教會公報(清領時期創立) | 0 | |
| 32 | 基督教論壇報 | 0 | |
| 33 | 天主教週報 | 0 | |
| 34 | 前鋒招標日報 | 0 | |
| 35 | 台灣新生報 | 0 | |
| 36 | 大紀元時報 | 0 | |
| 37 | 國語週刊 | 0 | |

| # c1c.27: C1c.27.請問您最常看哪幾份報紙?(可複選)-旱溪地區報(臺中市) | | | |
|---|----------------|---|------------|
| Value | Label | Cases | Percentage |
| 38 | 台灣立報 | 0 | |
| 39 | 破報 | 0 | |
| 40 | 都會時報 | 0 | |
| 41 | 台灣時報 | 0 | |
| 42 | 電子時報 | 0 | |
| 43 | Taiwan News | 0 | |
| 88 | 其他 | 0 | |
| Sysmiss | | 2000 | |
| Warning: these figures indicate the number of cases found in the data file. They cannot be interpreted as summary statistics of the population of interest. | | | |
| # c1c.28: C1c.28.請問您最常看哪幾份報紙?(可複選)-東方快報(花蓮縣) | | | |
| Information | | [Type= discrete] [Format=numeric] [Range= 1-88] [Missing=*] | |
| Statistics [NW/ W] | | [Valid=3 /-] [Invalid=1997 /-] | |
| Value | Label | Cases | Percentage |
| 1 | 自由時報 | 0 | |
| 2 | 蘋果日報 | 0 | |
| 3 | 聯合報 | 0 | |
| 4 | 中國時報 | 0 | |
| 5 | 經濟日報 | 0 | |
| 6 | 工商時報 | 0 | |
| 7 | 聯合晚報 | 0 | |
| 8 | 爽報(免費報紙) | 0 | |
| 9 | Upaper (免費報紙) | 0 | |
| 10 | 中華日報(臺南市) | 0 | |
| 11 | 臺灣時報(高雄市) | 0 | |
| 12 | 人間福報 | 0 | |
| 13 | 更生日報(花蓮縣、臺東縣) | 0 | |
| 14 | 國語日報 | 0 | |
| 15 | 青年日報 | 0 | |
| 16 | China Post | 0 | |
| 17 | 旺報 | 0 | |
| 18 | 中國經濟通訊社CENS | 0 | |
| 19 | Taipei Times | 0 | |
| 20 | 馬祖日報 | 0 | |
| 21 | 金門日報 | 0 | |
| 22 | 民眾日報(高雄市) | 0 | |
| 23 | 台灣新聞報(高雄市) | 0 | |
| 24 | 台中日報(臺中市) | 0 | |
| 25 | 台中晚報(臺中市) | 0 | |
| 26 | 台中時報(臺中市) | 0 | |
| 27 | 旱溪地區報(臺中市) | 0 | |
| 28 | 東方快報(花蓮縣) | 3 | 100.0% |
| 29 | 享活誌(新北市) | 0 | |
| 30 | 巨報(嘉義縣、嘉義市) | 0 | |
| 31 | 台灣教會公報(清領時期創立) | 0 | |

c1c.28: C1c.28.請問您最常看哪幾份報紙?(可複選)-東方快報(花蓮縣)

| Value | Label | Cases | Percentage |
|---------|-------------|-------|------------|
| 32 | 基督教論壇報 | 0 | |
| 33 | 天主教週報 | 0 | |
| 34 | 前鋒招標日報 | 0 | |
| 35 | 台灣新生報 | 0 | |
| 36 | 大紀元時報 | 0 | |
| 37 | 國語週刊 | 0 | |
| 38 | 台灣立報 | 0 | |
| 39 | 破報 | 0 | |
| 40 | 都會時報 | 0 | |
| 41 | 台灣時報 | 0 | |
| 42 | 電子時報 | 0 | |
| 43 | Taiwan News | 0 | |
| 88 | 其他 | 0 | |
| Sysmiss | | 1997 | |



Warning: these figures indicate the number of cases found in the data file. They cannot be interpreted as summary statistics of the population of interest.

c1c.29: C1c.29.請問您最常看哪幾份報紙?(可複選)-享活誌(新北市)

| | |
|--------------------|---|
| Information | [Type= discrete] [Format=numeric] [Range= 1-88] [Missing=*] |
| Statistics [NW/ W] | [Valid=0 /-] [Invalid=2000 /-] |

| Value | Label | Cases | Percentage |
|-------|---------------|-------|------------|
| 1 | 自由時報 | 0 | |
| 2 | 蘋果日報 | 0 | |
| 3 | 聯合報 | 0 | |
| 4 | 中國時報 | 0 | |
| 5 | 經濟日報 | 0 | |
| 6 | 工商時報 | 0 | |
| 7 | 聯合晚報 | 0 | |
| 8 | 爽報(免費報紙) | 0 | |
| 9 | Upaper (免費報紙) | 0 | |
| 10 | 中華日報(臺南市) | 0 | |
| 11 | 臺灣時報(高雄市) | 0 | |
| 12 | 人間福報 | 0 | |
| 13 | 更生日報(花蓮縣、臺東縣) | 0 | |
| 14 | 國語日報 | 0 | |
| 15 | 青年日報 | 0 | |
| 16 | China Post | 0 | |
| 17 | 旺報 | 0 | |
| 18 | 中國經濟通訊社CENS | 0 | |
| 19 | Taipei Times | 0 | |
| 20 | 馬祖日報 | 0 | |
| 21 | 金門日報 | 0 | |
| 22 | 民眾日報(高雄市) | 0 | |
| 23 | 台灣新聞報(高雄市) | 0 | |
| 24 | 台中日報(臺中市) | 0 | |
| 25 | 台中晚報(臺中市) | 0 | |

| # c1c.29: C1c.29.請問您最常看哪幾份報紙?(可複選)-享活誌(新北市) | | | |
|---|---|-------|------------|
| Value | Label | Cases | Percentage |
| 26 | 台中時報(臺中市) | 0 | |
| 27 | 旱溪地區報(臺中市) | 0 | |
| 28 | 東方快報(花蓮縣) | 0 | |
| 29 | 享活誌(新北市) | 0 | |
| 30 | 巨報(嘉義縣、嘉義市) | 0 | |
| 31 | 台灣教會公報(清領時期創立) | 0 | |
| 32 | 基督教論壇報 | 0 | |
| 33 | 天主教週報 | 0 | |
| 34 | 前鋒招標日報 | 0 | |
| 35 | 台灣新生報 | 0 | |
| 36 | 大紀元時報 | 0 | |
| 37 | 國語週刊 | 0 | |
| 38 | 台灣立報 | 0 | |
| 39 | 破報 | 0 | |
| 40 | 都會時報 | 0 | |
| 41 | 台灣時報 | 0 | |
| 42 | 電子時報 | 0 | |
| 43 | Taiwan News | 0 | |
| 88 | 其他 | 0 | |
| Sysmiss | | 2000 | |
| Warning: these figures indicate the number of cases found in the data file. They cannot be interpreted as summary statistics of the population of interest. | | | |
| # c1c.30: C1c.30.請問您最常看哪幾份報紙?(可複選)-巨報(嘉義縣、嘉義市) | | | |
| Information | [Type= discrete] [Format=numeric] [Range= 1-88] [Missing=*] | | |
| Statistics [NW/ W] | [Valid=2 /-] [Invalid=1998 /-] | | |
| Value | Label | Cases | Percentage |
| 1 | 自由時報 | 0 | |
| 2 | 蘋果日報 | 0 | |
| 3 | 聯合報 | 0 | |
| 4 | 中國時報 | 0 | |
| 5 | 經濟日報 | 0 | |
| 6 | 工商時報 | 0 | |
| 7 | 聯合晚報 | 0 | |
| 8 | 爽報(免費報紙) | 0 | |
| 9 | Upaper (免費報紙) | 0 | |
| 10 | 中華日報(臺南市) | 0 | |
| 11 | 臺灣時報(高雄市) | 0 | |
| 12 | 人間福報 | 0 | |
| 13 | 更生日報(花蓮縣、臺東縣) | 0 | |
| 14 | 國語日報 | 0 | |
| 15 | 青年日報 | 0 | |
| 16 | China Post | 0 | |
| 17 | 旺報 | 0 | |
| 18 | 中國經濟通訊社CENS | 0 | |
| 19 | Taipei Times | 0 | |

| # c1c.30: C1c.30.請問您最常看哪幾份報紙?(可複選)-巨報(嘉義縣、嘉義市) | | | | |
|---|----------------|---|---|--|
| Value | Label | Cases | Percentage | |
| 20 | 馬祖日報 | 0 |  | |
| 21 | 金門日報 | 0 | | |
| 22 | 民眾日報(高雄市) | 0 | | |
| 23 | 台灣新聞報(高雄市) | 0 | | |
| 24 | 台中日報(臺中市) | 0 | | |
| 25 | 台中晚報(臺中市) | 0 | | |
| 26 | 台中時報(臺中市) | 0 | | |
| 27 | 旱溪地區報(臺中市) | 0 | | |
| 28 | 東方快報(花蓮縣) | 0 | | |
| 29 | 享活誌(新北市) | 0 | | |
| 30 | 巨報(嘉義縣、嘉義市) | 2 | | |
| 31 | 台灣教會公報(清領時期創立) | 0 | | |
| 32 | 基督教論壇報 | 0 | | |
| 33 | 天主教週報 | 0 | | |
| 34 | 前鋒招標日報 | 0 | | |
| 35 | 台灣新生報 | 0 | | |
| 36 | 大紀元時報 | 0 | | |
| 37 | 國語週刊 | 0 | | |
| 38 | 台灣立報 | 0 | | |
| 39 | 破報 | 0 | | |
| 40 | 都會時報 | 0 | | |
| 41 | 台灣時報 | 0 | | |
| 42 | 電子時報 | 0 | | |
| 43 | Taiwan News | 0 | | |
| 88 | 其他 | 0 | | |
| Sysmiss | | 1998 | | |
| Warning: these figures indicate the number of cases found in the data file. They cannot be interpreted as summary statistics of the population of interest. | | | | |
| # c1c.31: C1c.31.請問您最常看哪幾份報紙?(可複選)-台灣教會公報(清領時期創立) | | | | |
| Information | | [Type= discrete] [Format=numeric] [Range= 1-88] [Missing=*] | | |
| Statistics [NW/ W] | | [Valid=0 /-] [Invalid=2000 /-] | | |
| Value | Label | Cases | Percentage | |
| 1 | 自由時報 | 0 |  | |
| 2 | 蘋果日報 | 0 | | |
| 3 | 聯合報 | 0 | | |
| 4 | 中國時報 | 0 | | |
| 5 | 經濟日報 | 0 | | |
| 6 | 工商時報 | 0 | | |
| 7 | 聯合晚報 | 0 | | |
| 8 | 爽報(免費報紙) | 0 | | |
| 9 | Upaper (免費報紙) | 0 | | |
| 10 | 中華日報(臺南市) | 0 | | |
| 11 | 臺灣時報(高雄市) | 0 | | |
| 12 | 人間福報 | 0 | | |
| 13 | 更生日報(花蓮縣、臺東縣) | 0 | | |

c1c.31: C1c.31.請問您最常看哪幾份報紙?(可複選)-台灣教會公報(清領時期創立)

| Value | Label | Cases | Percentage |
|---------|----------------|-------|------------|
| 14 | 國語日報 | 0 | |
| 15 | 青年日報 | 0 | |
| 16 | China Post | 0 | |
| 17 | 旺報 | 0 | |
| 18 | 中國經濟通訊社CENS | 0 | |
| 19 | Taipei Times | 0 | |
| 20 | 馬祖日報 | 0 | |
| 21 | 金門日報 | 0 | |
| 22 | 民眾日報(高雄市) | 0 | |
| 23 | 台灣新聞報(高雄市) | 0 | |
| 24 | 台中日報(臺中市) | 0 | |
| 25 | 台中晚報(臺中市) | 0 | |
| 26 | 台中時報(臺中市) | 0 | |
| 27 | 旱溪地區報(臺中市) | 0 | |
| 28 | 東方快報(花蓮縣) | 0 | |
| 29 | 享活誌(新北市) | 0 | |
| 30 | 巨報(嘉義縣、嘉義市) | 0 | |
| 31 | 台灣教會公報(清領時期創立) | 0 | |
| 32 | 基督教論壇報 | 0 | |
| 33 | 天主教週報 | 0 | |
| 34 | 前鋒招標日報 | 0 | |
| 35 | 台灣新生報 | 0 | |
| 36 | 大紀元時報 | 0 | |
| 37 | 國語週刊 | 0 | |
| 38 | 台灣立報 | 0 | |
| 39 | 破報 | 0 | |
| 40 | 都會時報 | 0 | |
| 41 | 台灣時報 | 0 | |
| 42 | 電子時報 | 0 | |
| 43 | Taiwan News | 0 | |
| 88 | 其他 | 0 | |
| Sysmiss | | 2000 | |

Warning: these figures indicate the number of cases found in the data file. They cannot be interpreted as summary statistics of the population of interest.

c1c.32: C1c.32.請問您最常看哪幾份報紙?(可複選)-基督教論壇報

| Information | | [Type= discrete] [Format=numeric] [Range= 1-88] [Missing=*] | |
|--------------------|-------|---|------------|
| Statistics [NW/ W] | | [Valid=1 /-] [Invalid=1999 /-] | |
| Value | Label | Cases | Percentage |
| 1 | 自由時報 | 0 | |
| 2 | 蘋果日報 | 0 | |
| 3 | 聯合報 | 0 | |
| 4 | 中國時報 | 0 | |
| 5 | 經濟日報 | 0 | |
| 6 | 工商時報 | 0 | |
| 7 | 聯合晚報 | 0 | |

| # c1c.32: C1c.32.請問您最常看哪幾份報紙?(可複選)-基督教論壇報 | | | |
|---|---|-------|------------|
| Value | Label | Cases | Percentage |
| 8 | 爽報(免費報紙) | 0 | |
| 9 | Upaper (免費報紙) | 0 | |
| 10 | 中華日報(臺南市) | 0 | |
| 11 | 臺灣時報(高雄市) | 0 | |
| 12 | 人間福報 | 0 | |
| 13 | 更生日報(花蓮縣、臺東縣) | 0 | |
| 14 | 國語日報 | 0 | |
| 15 | 青年日報 | 0 | |
| 16 | China Post | 0 | |
| 17 | 旺報 | 0 | |
| 18 | 中國經濟通訊社CENS | 0 | |
| 19 | Taipei Times | 0 | |
| 20 | 馬祖日報 | 0 | |
| 21 | 金門日報 | 0 | |
| 22 | 民眾日報(高雄市) | 0 | |
| 23 | 台灣新聞報(高雄市) | 0 | |
| 24 | 台中日報(臺中市) | 0 | |
| 25 | 台中晚報(臺中市) | 0 | |
| 26 | 台中時報(臺中市) | 0 | |
| 27 | 旱溪地區報(臺中市) | 0 | |
| 28 | 東方快報(花蓮縣) | 0 | |
| 29 | 享活誌(新北市) | 0 | |
| 30 | 巨報(嘉義縣、嘉義市) | 0 | |
| 31 | 台灣教會公報(清領時期創立) | 0 | |
| 32 | 基督教論壇報 | 1 | 100.0% |
| 33 | 天主教週報 | 0 | |
| 34 | 前鋒招標日報 | 0 | |
| 35 | 台灣新生報 | 0 | |
| 36 | 大紀元時報 | 0 | |
| 37 | 國語週刊 | 0 | |
| 38 | 台灣立報 | 0 | |
| 39 | 破報 | 0 | |
| 40 | 都會時報 | 0 | |
| 41 | 台灣時報 | 0 | |
| 42 | 電子時報 | 0 | |
| 43 | Taiwan News | 0 | |
| 88 | 其他 | 0 | |
| Sysmiss | | 1999 | |
| Warning: these figures indicate the number of cases found in the data file. They cannot be interpreted as summary statistics of the population of interest. | | | |
| # c1c.33: C1c.33.請問您最常看哪幾份報紙?(可複選)-天主教週報 | | | |
| Information | [Type= discrete] [Format=numeric] [Range= 1-88] [Missing=*] | | |
| Statistics [NW/ W] | [Valid=1 /-] [Invalid=1999 /-] | | |
| Value | Label | Cases | Percentage |
| 1 | 自由時報 | 0 | |

c1c.33: C1c.33,請問您最常看哪幾份報紙?(可複選)-天主教週報

| Value | Label | Cases | Percentage |
|---------|----------------|-------|------------|
| 2 | 蘋果日報 | 0 | |
| 3 | 聯合報 | 0 | |
| 4 | 中國時報 | 0 | |
| 5 | 經濟日報 | 0 | |
| 6 | 工商時報 | 0 | |
| 7 | 聯合晚報 | 0 | |
| 8 | 爽報(免費報紙) | 0 | |
| 9 | Upaper (免費報紙) | 0 | |
| 10 | 中華日報(臺南市) | 0 | |
| 11 | 臺灣時報(高雄市) | 0 | |
| 12 | 人間福報 | 0 | |
| 13 | 更生日報(花蓮縣、臺東縣) | 0 | |
| 14 | 國語日報 | 0 | |
| 15 | 青年日報 | 0 | |
| 16 | China Post | 0 | |
| 17 | 旺報 | 0 | |
| 18 | 中國經濟通訊社CENS | 0 | |
| 19 | Taipei Times | 0 | |
| 20 | 馬祖日報 | 0 | |
| 21 | 金門日報 | 0 | |
| 22 | 民眾日報(高雄市) | 0 | |
| 23 | 台灣新聞報(高雄市) | 0 | |
| 24 | 台中日報(臺中市) | 0 | |
| 25 | 台中晚報(臺中市) | 0 | |
| 26 | 台中時報(臺中市) | 0 | |
| 27 | 旱溪地區報(臺中市) | 0 | |
| 28 | 東方快報(花蓮縣) | 0 | |
| 29 | 享活誌(新北市) | 0 | |
| 30 | 巨報(嘉義縣、嘉義市) | 0 | |
| 31 | 台灣教會公報(清領時期創立) | 0 | |
| 32 | 基督教論壇報 | 0 | |
| 33 | 天主教週報 | 1 | 100.0% |
| 34 | 前鋒招標日報 | 0 | |
| 35 | 台灣新生報 | 0 | |
| 36 | 大紀元時報 | 0 | |
| 37 | 國語週刊 | 0 | |
| 38 | 台灣立報 | 0 | |
| 39 | 破報 | 0 | |
| 40 | 都會時報 | 0 | |
| 41 | 台灣時報 | 0 | |
| 42 | 電子時報 | 0 | |
| 43 | Taiwan News | 0 | |
| 88 | 其他 | 0 | |
| Sysmiss | | 1999 | |

Warning: these figures indicate the number of cases found in the data file. They cannot be interpreted as summary statistics of the population of interest.

| # c1c.34: C1c.34.請問您最常看哪幾份報紙?(可複選)-前鋒招標日報 | | | |
|---|----------------|---|------------|
| Information | | [Type= discrete] [Format=numeric] [Range= 1-88] [Missing=*] | |
| Statistics [NW/ W] | | [Valid=0 /-] [Invalid=2000 /-] | |
| Value | Label | Cases | Percentage |
| 1 | 自由時報 | 0 | |
| 2 | 蘋果日報 | 0 | |
| 3 | 聯合報 | 0 | |
| 4 | 中國時報 | 0 | |
| 5 | 經濟日報 | 0 | |
| 6 | 工商時報 | 0 | |
| 7 | 聯合晚報 | 0 | |
| 8 | 爽報(免費報紙) | 0 | |
| 9 | Upaper (免費報紙) | 0 | |
| 10 | 中華日報(臺南市) | 0 | |
| 11 | 臺灣時報(高雄市) | 0 | |
| 12 | 人間福報 | 0 | |
| 13 | 更生日報(花蓮縣、臺東縣) | 0 | |
| 14 | 國語日報 | 0 | |
| 15 | 青年日報 | 0 | |
| 16 | China Post | 0 | |
| 17 | 旺報 | 0 | |
| 18 | 中國經濟通訊社CENS | 0 | |
| 19 | Taipei Times | 0 | |
| 20 | 馬祖日報 | 0 | |
| 21 | 金門日報 | 0 | |
| 22 | 民眾日報(高雄市) | 0 | |
| 23 | 台灣新聞報(高雄市) | 0 | |
| 24 | 台中日報(臺中市) | 0 | |
| 25 | 台中晚報(臺中市) | 0 | |
| 26 | 台中時報(臺中市) | 0 | |
| 27 | 旱溪地區報(臺中市) | 0 | |
| 28 | 東方快報(花蓮縣) | 0 | |
| 29 | 享活誌(新北市) | 0 | |
| 30 | 巨報(嘉義縣、嘉義市) | 0 | |
| 31 | 台灣教會公報(清領時期創立) | 0 | |
| 32 | 基督教論壇報 | 0 | |
| 33 | 天主教週報 | 0 | |
| 34 | 前鋒招標日報 | 0 | |
| 35 | 台灣新生報 | 0 | |
| 36 | 大紀元時報 | 0 | |
| 37 | 國語週刊 | 0 | |
| 38 | 台灣立報 | 0 | |
| 39 | 破報 | 0 | |
| 40 | 都會時報 | 0 | |
| 41 | 台灣時報 | 0 | |
| 42 | 電子時報 | 0 | |
| 43 | Taiwan News | 0 | |

| # c1c.34: C1c.34.請問您最常看哪幾份報紙?(可複選)-前鋒招標日報 | | | |
|---|---|-------|------------|
| Value | Label | Cases | Percentage |
| 88 | 其他 | 0 | |
| Sysmiss | | 2000 | |
| Warning: these figures indicate the number of cases found in the data file. They cannot be interpreted as summary statistics of the population of interest. | | | |
| # c1c.35: C1c.35.請問您最常看哪幾份報紙?(可複選)-台灣新生報 | | | |
| Information | [Type= discrete] [Format=numeric] [Range= 1-88] [Missing=*] | | |
| Statistics [NW/ W] | [Valid=1 /-] [Invalid=1999 /-] | | |
| Value | Label | Cases | Percentage |
| 1 | 自由時報 | 0 | |
| 2 | 蘋果日報 | 0 | |
| 3 | 聯合報 | 0 | |
| 4 | 中國時報 | 0 | |
| 5 | 經濟日報 | 0 | |
| 6 | 工商時報 | 0 | |
| 7 | 聯合晚報 | 0 | |
| 8 | 爽報(免費報紙) | 0 | |
| 9 | Upaper (免費報紙) | 0 | |
| 10 | 中華日報(臺南市) | 0 | |
| 11 | 臺灣時報(高雄市) | 0 | |
| 12 | 人間福報 | 0 | |
| 13 | 更生日報(花蓮縣、臺東縣) | 0 | |
| 14 | 國語日報 | 0 | |
| 15 | 青年日報 | 0 | |
| 16 | China Post | 0 | |
| 17 | 旺報 | 0 | |
| 18 | 中國經濟通訊社CENS | 0 | |
| 19 | Taipei Times | 0 | |
| 20 | 馬祖日報 | 0 | |
| 21 | 金門日報 | 0 | |
| 22 | 民眾日報(高雄市) | 0 | |
| 23 | 台灣新聞報(高雄市) | 0 | |
| 24 | 台中日報(臺中市) | 0 | |
| 25 | 台中晚報(臺中市) | 0 | |
| 26 | 台中時報(臺中市) | 0 | |
| 27 | 旱溪地區報(臺中市) | 0 | |
| 28 | 東方快報(花蓮縣) | 0 | |
| 29 | 享活誌(新北市) | 0 | |
| 30 | 巨報(嘉義縣、嘉義市) | 0 | |
| 31 | 台灣教會公報(清領時期創立) | 0 | |
| 32 | 基督教論壇報 | 0 | |
| 33 | 天主教週報 | 0 | |
| 34 | 前鋒招標日報 | 0 | |
| 35 | 台灣新生報 | 1 | 100.0% |
| 36 | 大紀元時報 | 0 | |
| 37 | 國語週刊 | 0 | |

| # c1c.35: C1c.35.請問您最常看哪幾份報紙?(可複選)-台灣新生報 | | | |
|---|---|-------|------------|
| Value | Label | Cases | Percentage |
| 38 | 台灣立報 | 0 | |
| 39 | 破報 | 0 | |
| 40 | 都會時報 | 0 | |
| 41 | 台灣時報 | 0 | |
| 42 | 電子時報 | 0 | |
| 43 | Taiwan News | 0 | |
| 88 | 其他 | 0 | |
| Sysmiss | | 1999 | |
| Warning: these figures indicate the number of cases found in the data file. They cannot be interpreted as summary statistics of the population of interest. | | | |
| # c1c.36: C1c.36.請問您最常看哪幾份報紙?(可複選)-大紀元時報 | | | |
| Information | [Type= discrete] [Format=numeric] [Range= 1-88] [Missing=*] | | |
| Statistics [NW/ W] | [Valid=10 /-] [Invalid=1990 /-] | | |
| Value | Label | Cases | Percentage |
| 1 | 自由時報 | 0 | |
| 2 | 蘋果日報 | 0 | |
| 3 | 聯合報 | 0 | |
| 4 | 中國時報 | 0 | |
| 5 | 經濟日報 | 0 | |
| 6 | 工商時報 | 0 | |
| 7 | 聯合晚報 | 0 | |
| 8 | 爽報(免費報紙) | 0 | |
| 9 | Upaper (免費報紙) | 0 | |
| 10 | 中華日報(臺南市) | 0 | |
| 11 | 臺灣時報(高雄市) | 0 | |
| 12 | 人間福報 | 0 | |
| 13 | 更生日報(花蓮縣、臺東縣) | 0 | |
| 14 | 國語日報 | 0 | |
| 15 | 青年日報 | 0 | |
| 16 | China Post | 0 | |
| 17 | 旺報 | 0 | |
| 18 | 中國經濟通訊社CENS | 0 | |
| 19 | Taipei Times | 0 | |
| 20 | 馬祖日報 | 0 | |
| 21 | 金門日報 | 0 | |
| 22 | 民眾日報(高雄市) | 0 | |
| 23 | 台灣新聞報(高雄市) | 0 | |
| 24 | 台中日報(臺中市) | 0 | |
| 25 | 台中晚報(臺中市) | 0 | |
| 26 | 台中時報(臺中市) | 0 | |
| 27 | 旱溪地區報(臺中市) | 0 | |
| 28 | 東方快報(花蓮縣) | 0 | |
| 29 | 享活誌(新北市) | 0 | |
| 30 | 巨報(嘉義縣、嘉義市) | 0 | |
| 31 | 台灣教會公報(清領時期創立) | 0 | |

| # c1c.36: C1c.36.請問您最常看哪幾份報紙?(可複選)-大紀元時報 | | | | |
|---|---------------|---|---|--------|
| Value | Label | Cases | Percentage | |
| 32 | 基督教論壇報 | 0 |  | |
| 33 | 天主教週報 | 0 | | |
| 34 | 前鋒招標日報 | 0 | | |
| 35 | 台灣新生報 | 0 | | |
| 36 | 大紀元時報 | 10 | | 100.0% |
| 37 | 國語週刊 | 0 | | |
| 38 | 台灣立報 | 0 | | |
| 39 | 破報 | 0 | | |
| 40 | 都會時報 | 0 | | |
| 41 | 台灣時報 | 0 | | |
| 42 | 電子時報 | 0 | | |
| 43 | Taiwan News | 0 | | |
| 88 | 其他 | 0 | | |
| Sysmiss | | 1990 | | |
| Warning: these figures indicate the number of cases found in the data file. They cannot be interpreted as summary statistics of the population of interest. | | | | |
| # c1c.37: C1c.37.請問您最常看哪幾份報紙?(可複選)-國語週刊 | | | | |
| Information | | [Type= discrete] [Format=numeric] [Range= 1-88] [Missing=*] | | |
| Statistics [NW/ W] | | [Valid=1 /-] [Invalid=1999 /-] | | |
| Value | Label | Cases | Percentage | |
| 1 | 自由時報 | 0 | | |
| 2 | 蘋果日報 | 0 | | |
| 3 | 聯合報 | 0 | | |
| 4 | 中國時報 | 0 | | |
| 5 | 經濟日報 | 0 | | |
| 6 | 工商時報 | 0 | | |
| 7 | 聯合晚報 | 0 | | |
| 8 | 爽報(免費報紙) | 0 | | |
| 9 | Upaper (免費報紙) | 0 | | |
| 10 | 中華日報(臺南市) | 0 | | |
| 11 | 臺灣時報(高雄市) | 0 | | |
| 12 | 人間福報 | 0 | | |
| 13 | 更生日報(花蓮縣、臺東縣) | 0 | | |
| 14 | 國語日報 | 0 | | |
| 15 | 青年日報 | 0 | | |
| 16 | China Post | 0 | | |
| 17 | 旺報 | 0 | | |
| 18 | 中國經濟通訊社CENS | 0 | | |
| 19 | Taipei Times | 0 | | |
| 20 | 馬祖日報 | 0 | | |
| 21 | 金門日報 | 0 | | |
| 22 | 民眾日報(高雄市) | 0 | | |
| 23 | 台灣新聞報(高雄市) | 0 | | |
| 24 | 台中日報(臺中市) | 0 | | |
| 25 | 台中晚報(臺中市) | 0 | | |

| # c1c.37: C1c.37.請問您最常看哪幾份報紙?(可複選)-國語週刊 | | | | |
|---|----------------|---|--------------------|--|
| Value | Label | Cases | Percentage | |
| 26 | 台中時報(臺中市) | 0 | <div></div> 100.0% | |
| 27 | 旱溪地區報(臺中市) | 0 | | |
| 28 | 東方快報(花蓮縣) | 0 | | |
| 29 | 享活誌(新北市) | 0 | | |
| 30 | 巨報(嘉義縣、嘉義市) | 0 | | |
| 31 | 台灣教會公報(清領時期創立) | 0 | | |
| 32 | 基督教論壇報 | 0 | | |
| 33 | 天主教週報 | 0 | | |
| 34 | 前鋒招標日報 | 0 | | |
| 35 | 台灣新生報 | 0 | | |
| 36 | 大紀元時報 | 0 | | |
| 37 | 國語週刊 | 1 | | |
| 38 | 台灣立報 | 0 | | |
| 39 | 破報 | 0 | | |
| 40 | 都會時報 | 0 | | |
| 41 | 台灣時報 | 0 | | |
| 42 | 電子時報 | 0 | | |
| 43 | Taiwan News | 0 | | |
| 88 | 其他 | 0 | | |
| Sysmiss | | 1999 | | |
| Warning: these figures indicate the number of cases found in the data file. They cannot be interpreted as summary statistics of the population of interest. | | | | |
| # c1c.38: C1c.38.請問您最常看哪幾份報紙?(可複選)-台灣立報 | | | | |
| Information | | [Type= discrete] [Format=numeric] [Range= 1-88] [Missing=*] | | |
| Statistics [NW/ W] | | [Valid=0 /-] [Invalid=2000 /-] | | |
| Value | Label | Cases | Percentage | |
| 1 | 自由時報 | 0 | <div></div> | |
| 2 | 蘋果日報 | 0 | | |
| 3 | 聯合報 | 0 | | |
| 4 | 中國時報 | 0 | | |
| 5 | 經濟日報 | 0 | | |
| 6 | 工商時報 | 0 | | |
| 7 | 聯合晚報 | 0 | | |
| 8 | 爽報(免費報紙) | 0 | | |
| 9 | Upaper (免費報紙) | 0 | | |
| 10 | 中華日報(臺南市) | 0 | | |
| 11 | 臺灣時報(高雄市) | 0 | | |
| 12 | 人間福報 | 0 | | |
| 13 | 更生日報(花蓮縣、臺東縣) | 0 | | |
| 14 | 國語日報 | 0 | | |
| 15 | 青年日報 | 0 | | |
| 16 | China Post | 0 | | |
| 17 | 旺報 | 0 | | |
| 18 | 中國經濟通訊社CENS | 0 | | |
| 19 | Taipei Times | 0 | | |

c1c.38: C1c.38.請問您最常看哪幾份報紙?(可複選)-台灣立報

| Value | Label | Cases | Percentage |
|---------|----------------|-------|------------|
| 20 | 馬祖日報 | 0 | |
| 21 | 金門日報 | 0 | |
| 22 | 民眾日報(高雄市) | 0 | |
| 23 | 台灣新聞報(高雄市) | 0 | |
| 24 | 台中日報(臺中市) | 0 | |
| 25 | 台中晚報(臺中市) | 0 | |
| 26 | 台中時報(臺中市) | 0 | |
| 27 | 旱溪地區報(臺中市) | 0 | |
| 28 | 東方快報(花蓮縣) | 0 | |
| 29 | 享活誌(新北市) | 0 | |
| 30 | 巨報(嘉義縣、嘉義市) | 0 | |
| 31 | 台灣教會公報(清領時期創立) | 0 | |
| 32 | 基督教論壇報 | 0 | |
| 33 | 天主教週報 | 0 | |
| 34 | 前鋒招標日報 | 0 | |
| 35 | 台灣新生報 | 0 | |
| 36 | 大紀元時報 | 0 | |
| 37 | 國語週刊 | 0 | |
| 38 | 台灣立報 | 0 | |
| 39 | 破報 | 0 | |
| 40 | 都會時報 | 0 | |
| 41 | 台灣時報 | 0 | |
| 42 | 電子時報 | 0 | |
| 43 | Taiwan News | 0 | |
| 88 | 其他 | 0 | |
| Sysmiss | | 2000 | |

Warning: these figures indicate the number of cases found in the data file. They cannot be interpreted as summary statistics of the population of interest.

c1c.39: C1c.39.請問您最常看哪幾份報紙?(可複選)-破報

| | |
|--------------------|---|
| Information | [Type= discrete] [Format=numeric] [Range= 1-88] [Missing=*] |
| Statistics [NW/ W] | [Valid=0 /-] [Invalid=2000 /-] |

| Value | Label | Cases | Percentage |
|-------|---------------|-------|------------|
| 1 | 自由時報 | 0 | |
| 2 | 蘋果日報 | 0 | |
| 3 | 聯合報 | 0 | |
| 4 | 中國時報 | 0 | |
| 5 | 經濟日報 | 0 | |
| 6 | 工商時報 | 0 | |
| 7 | 聯合晚報 | 0 | |
| 8 | 爽報(免費報紙) | 0 | |
| 9 | Upaper (免費報紙) | 0 | |
| 10 | 中華日報(臺南市) | 0 | |
| 11 | 臺灣時報(高雄市) | 0 | |
| 12 | 人間福報 | 0 | |
| 13 | 更生日報(花蓮縣、臺東縣) | 0 | |

| # c1c.39: C1c.39.請問您最常看哪幾份報紙?(可複選)-破報 | | | |
|---|---|-------|------------|
| Value | Label | Cases | Percentage |
| 14 | 國語日報 | 0 | |
| 15 | 青年日報 | 0 | |
| 16 | China Post | 0 | |
| 17 | 旺報 | 0 | |
| 18 | 中國經濟通訊社CENS | 0 | |
| 19 | Taipei Times | 0 | |
| 20 | 馬祖日報 | 0 | |
| 21 | 金門日報 | 0 | |
| 22 | 民眾日報(高雄市) | 0 | |
| 23 | 台灣新聞報(高雄市) | 0 | |
| 24 | 台中日報(臺中市) | 0 | |
| 25 | 台中晚報(臺中市) | 0 | |
| 26 | 台中時報(臺中市) | 0 | |
| 27 | 旱溪地區報(臺中市) | 0 | |
| 28 | 東方快報(花蓮縣) | 0 | |
| 29 | 享活誌(新北市) | 0 | |
| 30 | 巨報(嘉義縣、嘉義市) | 0 | |
| 31 | 台灣教會公報(清領時期創立) | 0 | |
| 32 | 基督教論壇報 | 0 | |
| 33 | 天主教週報 | 0 | |
| 34 | 前鋒招標日報 | 0 | |
| 35 | 台灣新生報 | 0 | |
| 36 | 大紀元時報 | 0 | |
| 37 | 國語週刊 | 0 | |
| 38 | 台灣立報 | 0 | |
| 39 | 破報 | 0 | |
| 40 | 都會時報 | 0 | |
| 41 | 台灣時報 | 0 | |
| 42 | 電子時報 | 0 | |
| 43 | Taiwan News | 0 | |
| 88 | 其他 | 0 | |
| Sysmiss | | 2000 | |
| Warning: these figures indicate the number of cases found in the data file. They cannot be interpreted as summary statistics of the population of interest. | | | |
| # c1c.40: C1c.40.請問您最常看哪幾份報紙?(可複選)-都會時報 | | | |
| Information | [Type= discrete] [Format=numeric] [Range= 1-88] [Missing=*] | | |
| Statistics [NW/ W] | [Valid=0 /-] [Invalid=2000 /-] | | |
| Value | Label | Cases | Percentage |
| 1 | 自由時報 | 0 | |
| 2 | 蘋果日報 | 0 | |
| 3 | 聯合報 | 0 | |
| 4 | 中國時報 | 0 | |
| 5 | 經濟日報 | 0 | |
| 6 | 工商時報 | 0 | |
| 7 | 聯合晚報 | 0 | |

| # c1c.40: C1c.40.請問您最常看哪幾份報紙?(可複選)-都會時報 | | | |
|---|----------------|---|------------|
| Value | Label | Cases | Percentage |
| 8 | 爽報(免費報紙) | 0 | |
| 9 | Upaper (免費報紙) | 0 | |
| 10 | 中華日報(臺南市) | 0 | |
| 11 | 臺灣時報(高雄市) | 0 | |
| 12 | 人間福報 | 0 | |
| 13 | 更生日報(花蓮縣、臺東縣) | 0 | |
| 14 | 國語日報 | 0 | |
| 15 | 青年日報 | 0 | |
| 16 | China Post | 0 | |
| 17 | 旺報 | 0 | |
| 18 | 中國經濟通訊社CENS | 0 | |
| 19 | Taipei Times | 0 | |
| 20 | 馬祖日報 | 0 | |
| 21 | 金門日報 | 0 | |
| 22 | 民眾日報(高雄市) | 0 | |
| 23 | 台灣新聞報(高雄市) | 0 | |
| 24 | 台中日報(臺中市) | 0 | |
| 25 | 台中晚報(臺中市) | 0 | |
| 26 | 台中時報(臺中市) | 0 | |
| 27 | 旱溪地區報(臺中市) | 0 | |
| 28 | 東方快報(花蓮縣) | 0 | |
| 29 | 享活誌(新北市) | 0 | |
| 30 | 巨報(嘉義縣、嘉義市) | 0 | |
| 31 | 台灣教會公報(清領時期創立) | 0 | |
| 32 | 基督教論壇報 | 0 | |
| 33 | 天主教週報 | 0 | |
| 34 | 前鋒招標日報 | 0 | |
| 35 | 台灣新生報 | 0 | |
| 36 | 大紀元時報 | 0 | |
| 37 | 國語週刊 | 0 | |
| 38 | 台灣立報 | 0 | |
| 39 | 破報 | 0 | |
| 40 | 都會時報 | 0 | |
| 41 | 台灣時報 | 0 | |
| 42 | 電子時報 | 0 | |
| 43 | Taiwan News | 0 | |
| 88 | 其他 | 0 | |
| Sysmiss | | 2000 | |
| Warning: these figures indicate the number of cases found in the data file. They cannot be interpreted as summary statistics of the population of interest. | | | |
| # c1c.41: C1c.41.請問您最常看哪幾份報紙?(可複選)-台灣時報 | | | |
| Information | | [Type= discrete] [Format=numeric] [Range= 1-88] [Missing=*] | |
| Statistics [NW/ W] | | [Valid=1 /-] [Invalid=1999 /-] | |
| Value | Label | Cases | Percentage |
| 1 | 自由時報 | 0 | |

c1c.41: C1c.41.請問您最常看哪幾份報紙?(可複選)-台灣時報

| Value | Label | Cases | Percentage |
|---------|----------------|-------|------------|
| 2 | 蘋果日報 | 0 | |
| 3 | 聯合報 | 0 | |
| 4 | 中國時報 | 0 | |
| 5 | 經濟日報 | 0 | |
| 6 | 工商時報 | 0 | |
| 7 | 聯合晚報 | 0 | |
| 8 | 爽報(免費報紙) | 0 | |
| 9 | Upaper (免費報紙) | 0 | |
| 10 | 中華日報(臺南市) | 0 | |
| 11 | 臺灣時報(高雄市) | 0 | |
| 12 | 人間福報 | 0 | |
| 13 | 更生日報(花蓮縣、臺東縣) | 0 | |
| 14 | 國語日報 | 0 | |
| 15 | 青年日報 | 0 | |
| 16 | China Post | 0 | |
| 17 | 旺報 | 0 | |
| 18 | 中國經濟通訊社CENS | 0 | |
| 19 | Taipei Times | 0 | |
| 20 | 馬祖日報 | 0 | |
| 21 | 金門日報 | 0 | |
| 22 | 民眾日報(高雄市) | 0 | |
| 23 | 台灣新聞報(高雄市) | 0 | |
| 24 | 台中日報(臺中市) | 0 | |
| 25 | 台中晚報(臺中市) | 0 | |
| 26 | 台中時報(臺中市) | 0 | |
| 27 | 旱溪地區報(臺中市) | 0 | |
| 28 | 東方快報(花蓮縣) | 0 | |
| 29 | 享活誌(新北市) | 0 | |
| 30 | 巨報(嘉義縣、嘉義市) | 0 | |
| 31 | 台灣教會公報(清領時期創立) | 0 | |
| 32 | 基督教論壇報 | 0 | |
| 33 | 天主教週報 | 0 | |
| 34 | 前鋒招標日報 | 0 | |
| 35 | 台灣新生報 | 0 | |
| 36 | 大紀元時報 | 0 | |
| 37 | 國語週刊 | 0 | |
| 38 | 台灣立報 | 0 | |
| 39 | 破報 | 0 | |
| 40 | 都會時報 | 0 | |
| 41 | 台灣時報 | 1 | 100.0% |
| 42 | 電子時報 | 0 | |
| 43 | Taiwan News | 0 | |
| 88 | 其他 | 0 | |
| Sysmiss | | 1999 | |

Warning: these figures indicate the number of cases found in the data file. They cannot be interpreted as summary statistics of the population of interest.

| # c1c.42: C1c.42.請問您最常看哪幾份報紙?(可複選)-電子時報 | | | |
|---|----------------|---|------------|
| Information | | [Type= discrete] [Format=numeric] [Range= 1-88] [Missing=*] | |
| Statistics [NW/ W] | | [Valid=2 /-] [Invalid=1998 /-] | |
| Value | Label | Cases | Percentage |
| 1 | 自由時報 | 0 | |
| 2 | 蘋果日報 | 0 | |
| 3 | 聯合報 | 0 | |
| 4 | 中國時報 | 0 | |
| 5 | 經濟日報 | 0 | |
| 6 | 工商時報 | 0 | |
| 7 | 聯合晚報 | 0 | |
| 8 | 爽報(免費報紙) | 0 | |
| 9 | Upaper (免費報紙) | 0 | |
| 10 | 中華日報(臺南市) | 0 | |
| 11 | 臺灣時報(高雄市) | 0 | |
| 12 | 人間福報 | 0 | |
| 13 | 更生日報(花蓮縣、臺東縣) | 0 | |
| 14 | 國語日報 | 0 | |
| 15 | 青年日報 | 0 | |
| 16 | China Post | 0 | |
| 17 | 旺報 | 0 | |
| 18 | 中國經濟通訊社CENS | 0 | |
| 19 | Taipei Times | 0 | |
| 20 | 馬祖日報 | 0 | |
| 21 | 金門日報 | 0 | |
| 22 | 民眾日報(高雄市) | 0 | |
| 23 | 台灣新聞報(高雄市) | 0 | |
| 24 | 台中日報(臺中市) | 0 | |
| 25 | 台中晚報(臺中市) | 0 | |
| 26 | 台中時報(臺中市) | 0 | |
| 27 | 旱溪地區報(臺中市) | 0 | |
| 28 | 東方快報(花蓮縣) | 0 | |
| 29 | 享活誌(新北市) | 0 | |
| 30 | 巨報(嘉義縣、嘉義市) | 0 | |
| 31 | 台灣教會公報(清領時期創立) | 0 | |
| 32 | 基督教論壇報 | 0 | |
| 33 | 天主教週報 | 0 | |
| 34 | 前鋒招標日報 | 0 | |
| 35 | 台灣新生報 | 0 | |
| 36 | 大紀元時報 | 0 | |
| 37 | 國語週刊 | 0 | |
| 38 | 台灣立報 | 0 | |
| 39 | 破報 | 0 | |
| 40 | 都會時報 | 0 | |
| 41 | 台灣時報 | 0 | |
| 42 | 電子時報 | 2 | 100.0% |
| 43 | Taiwan News | 0 | |

| # c1c.42: C1c.42.請問您最常看哪幾份報紙?(可複選) - 電子時報 | | | |
|---|----------------|---|------------|
| Value | Label | Cases | Percentage |
| 88 | 其他 | 0 | |
| Sysmiss | | 1998 | |
| Warning: these figures indicate the number of cases found in the data file. They cannot be interpreted as summary statistics of the population of interest. | | | |
| # c1c.43: C1c.43.請問您最常看哪幾份報紙?(可複選) - Taiwan News | | | |
| Information | | [Type= discrete] [Format=numeric] [Range= 1-88] [Missing=*] | |
| Statistics [NW/ W] | | [Valid=4 -/] [Invalid=1996 -/] | |
| Value | Label | Cases | Percentage |
| 1 | 自由時報 | 0 | |
| 2 | 蘋果日報 | 0 | |
| 3 | 聯合報 | 0 | |
| 4 | 中國時報 | 0 | |
| 5 | 經濟日報 | 0 | |
| 6 | 工商時報 | 0 | |
| 7 | 聯合晚報 | 0 | |
| 8 | 爽報(免費報紙) | 0 | |
| 9 | Upaper (免費報紙) | 0 | |
| 10 | 中華日報(臺南市) | 0 | |
| 11 | 臺灣時報(高雄市) | 0 | |
| 12 | 人間福報 | 0 | |
| 13 | 更生日報(花蓮縣、臺東縣) | 0 | |
| 14 | 國語日報 | 0 | |
| 15 | 青年日報 | 0 | |
| 16 | China Post | 0 | |
| 17 | 旺報 | 0 | |
| 18 | 中國經濟通訊社CENS | 0 | |
| 19 | Taipei Times | 0 | |
| 20 | 馬祖日報 | 0 | |
| 21 | 金門日報 | 0 | |
| 22 | 民眾日報(高雄市) | 0 | |
| 23 | 台灣新聞報(高雄市) | 0 | |
| 24 | 台中日報(臺中市) | 0 | |
| 25 | 台中晚報(臺中市) | 0 | |
| 26 | 台中時報(臺中市) | 0 | |
| 27 | 旱溪地區報(臺中市) | 0 | |
| 28 | 東方快報(花蓮縣) | 0 | |
| 29 | 享活誌(新北市) | 0 | |
| 30 | 巨報(嘉義縣、嘉義市) | 0 | |
| 31 | 台灣教會公報(清領時期創立) | 0 | |
| 32 | 基督教論壇報 | 0 | |
| 33 | 天主教週報 | 0 | |
| 34 | 前鋒招標日報 | 0 | |
| 35 | 台灣新生報 | 0 | |
| 36 | 大紀元時報 | 0 | |
| 37 | 國語週刊 | 0 | |

| # c1c.43: C1c.43.請問您最常看哪幾份報紙?(可複選) - Taiwan News | | | |
|---|----------------|---|--|
| Value | Label | Cases | Percentage |
| 38 | 台灣立報 | 0 |  |
| 39 | 破報 | 0 | |
| 40 | 都會時報 | 0 | |
| 41 | 台灣時報 | 0 | |
| 42 | 電子時報 | 0 | |
| 43 | Taiwan News | 4 | |
| 88 | 其他 | 0 | |
| Sysmiss | | 1996 | |
| Warning: these figures indicate the number of cases found in the data file. They cannot be interpreted as summary statistics of the population of interest. | | | |
| # c1c.44: C1c.44.請問您最常看哪幾份報紙?(可複選) - 其他 | | | |
| Information | | [Type= discrete] [Format=numeric] [Range= 1-88] [Missing=*] | |
| Statistics [NW/ W] | | [Valid=1 /-] [Invalid=1999 /-] | |
| Value | Label | Cases | Percentage |
| 1 | 自由時報 | 0 |  |
| 2 | 蘋果日報 | 0 | |
| 3 | 聯合報 | 0 | |
| 4 | 中國時報 | 0 | |
| 5 | 經濟日報 | 0 | |
| 6 | 工商時報 | 0 | |
| 7 | 聯合晚報 | 0 | |
| 8 | 爽報(免費報紙) | 0 | |
| 9 | Upaper (免費報紙) | 0 | |
| 10 | 中華日報(臺南市) | 0 | |
| 11 | 臺灣時報(高雄市) | 0 | |
| 12 | 人間福報 | 0 | |
| 13 | 更生日報(花蓮縣、臺東縣) | 0 | |
| 14 | 國語日報 | 0 | |
| 15 | 青年日報 | 0 | |
| 16 | China Post | 0 | |
| 17 | 旺報 | 0 | |
| 18 | 中國經濟通訊社CENS | 0 | |
| 19 | Taipei Times | 0 | |
| 20 | 馬祖日報 | 0 | |
| 21 | 金門日報 | 0 | |
| 22 | 民眾日報(高雄市) | 0 | |
| 23 | 台灣新聞報(高雄市) | 0 | |
| 24 | 台中日報(臺中市) | 0 | |
| 25 | 台中晚報(臺中市) | 0 | |
| 26 | 台中時報(臺中市) | 0 | |
| 27 | 旱溪地區報(臺中市) | 0 | |
| 28 | 東方快報(花蓮縣) | 0 | |
| 29 | 享活誌(新北市) | 0 | |
| 30 | 巨報(嘉義縣、嘉義市) | 0 | |
| 31 | 台灣教會公報(清領時期創立) | 0 | |

| # c1c.44: C1c.44.請問您最常看哪幾份報紙?(可複選)-其他 | | | |
|---|---|-------|------------|
| Value | Label | Cases | Percentage |
| 32 | 基督教論壇報 | 0 | |
| 33 | 天主教週報 | 0 | |
| 34 | 前鋒招標日報 | 0 | |
| 35 | 台灣新生報 | 0 | |
| 36 | 大紀元時報 | 0 | |
| 37 | 國語週刊 | 0 | |
| 38 | 台灣立報 | 0 | |
| 39 | 破報 | 0 | |
| 40 | 都會時報 | 0 | |
| 41 | 台灣時報 | 0 | |
| 42 | 電子時報 | 0 | |
| 43 | Taiwan News | 0 | |
| 88 | 其他 | 1 | 100.0% |
| Sysmiss | | 1999 | |
| Warning: these figures indicate the number of cases found in the data file. They cannot be interpreted as summary statistics of the population of interest. | | | |
| # c1c_other: C1c.other.請問您最常看哪幾份報紙?(可複選)-其他__ | | | |
| Information | [Type= discrete] [Format=character] [Missing=*] | | |
| Statistics [NW/ W] | [Valid=1 /-] [Invalid=0 /-] | | |
| Value | Label | Cases | Percentage |
| 彰化新聞 | | 1 | 100.0% |
| Warning: these figures indicate the number of cases found in the data file. They cannot be interpreted as summary statistics of the population of interest. | | | |
| # c2a: C2a.請問您每週平均有幾天會看網路新聞? | | | |
| Information | [Type= continuous] [Format=numeric] [Range= 0-7] [Missing=*] | | |
| Statistics [NW/ W] | [Valid=2000 /-] [Invalid=0 /-] | | |
| Value | Label | Cases | Percentage |
| 0 | 0天(跳答D1a) | 1040 | 52.0% |
| 0.5 | 0.5天 | 17 | 0.8% |
| 1 | 1天 | 101 | 5.1% |
| 1.5 | 1.5天 | 9 | 0.4% |
| 2 | 2天 | 104 | 5.2% |
| 2.5 | 2.5天 | 11 | 0.5% |
| 3 | 3天 | 131 | 6.6% |
| 3.5 | 3.5天 | 12 | 0.6% |
| 4 | 4天 | 57 | 2.8% |
| 4.5 | 4.5天 | 9 | 0.4% |
| 5 | 5天 | 140 | 7.0% |
| 5.5 | 5.5天 | 10 | 0.5% |
| 6 | 6天 | 31 | 1.6% |
| 6.5 | 6.5天 | 4 | 0.2% |
| 7 | 7天 | 324 | 16.2% |
| Warning: these figures indicate the number of cases found in the data file. They cannot be interpreted as summary statistics of the population of interest. | | | |
| # c2b_time: C2b.請問您如果有看網路新聞的那一天, 您一整天大概會看多久?(時分合併) | | | |
| Information | [Type= discrete] [Format=numeric] [Range= 0.3-99] [Missing=*] | | |

| | | | |
|---|---------------|--|-------------------------------|
| # c2b_time: C2b.請問您如果有看網路新聞的那一天， 您一整天大概會看多久? (時分合併) | | | |
| Statistics [NW/ W] | | [Valid=960 /-] [Invalid=1040 /-] | |
| Value | Label | Cases | Percentage |
| 0.3 | 不到30分鐘 | 272 | <div><div></div></div> 28.3% |
| 0.6 | 30分鐘以上不到1小時 | 249 | <div><div></div></div> 25.9% |
| 1 | 1小時以上不到2小時 | 312 | <div><div></div></div> 32.5% |
| 2 | 2小時以上不到3小時 | 92 | <div><div></div></div> 9.6% |
| 3 | 3小時以上不到4小時 | 20 | <div><div></div></div> 2.1% |
| 4 | 4小時以上不到5小時 | 8 | <div><div></div></div> 0.8% |
| 5 | 5小時以上不到6小時 | 3 | <div><div></div></div> 0.3% |
| 6 | 6小時以上不到7小時 | 1 | <div><div></div></div> 0.1% |
| 7 | 7小時以上不到8小時 | 1 | <div><div></div></div> 0.1% |
| 8 | 8小時以上不到9小時 | 2 | <div><div></div></div> 0.2% |
| 9 | 9小時以上不到10小時 | 0 | |
| 10 | 10小時以上 | 0 | |
| 99 | 拒答 | 0 | |
| Sysmiss | | 1040 | |
| Warning: these figures indicate the number of cases found in the data file. They cannot be interpreted as summary statistics of the population of interest. | | | |
| # c2b: C2b.請問您如果有看網路新聞的那一天， 您一整天大概會看多久?__時 | | | |
| Information | | [Type= continuous] [Format=numeric] [Range= 0-8] [Missing=*] | |
| Statistics [NW/ W] | | [Valid=960 /-] [Invalid=1040 /-] [Mean=0.658 /-] [StdDev=0.947 /-] | |
| # c2b_minute: C2b.請問您如果有看網路新聞的那一天， 您一整天大概會看多久?__分 | | | |
| Information | | [Type= continuous] [Format=numeric] [Range= 0-50] [Missing=*] | |
| Statistics [NW/ W] | | [Valid=960 /-] [Invalid=1040 /-] [Mean=13.359 /-] [StdDev=13.467 /-] | |
| # c2c: C2c.1.請問您最常看哪幾個網站的新聞?(可複選)-聯合新聞網 | | | |
| Information | | [Type= discrete] [Format=numeric] [Range= 1-88] [Missing=*] | |
| Statistics [NW/ W] | | [Valid=199 /-] [Invalid=1801 /-] | |
| Value | Label | Cases | Percentage |
| 1 | 聯合新聞網 | 199 | <div><div></div></div> 100.0% |
| 2 | 中時電子報 | 0 | |
| 3 | 壹蘋果 | 0 | |
| 4 | 自由時報 | 0 | |
| 5 | Nownews(今日新聞) | 0 | |
| 6 | Yahoo!奇摩 | 0 | |
| 7 | Google(谷歌) | 0 | |
| 8 | MSN(微軟即時通訊) | 0 | |
| 9 | PC Home(網路家庭) | 0 | |
| 10 | BBS(電子佈告欄) | 0 | |
| 88 | 其他 | 0 | |
| Sysmiss | | 1801 | |
| Warning: these figures indicate the number of cases found in the data file. They cannot be interpreted as summary statistics of the population of interest. | | | |
| # c2c.2: C2c.2.請問您最常看哪幾個網站的新聞?(可複選)-中時電子報 | | | |
| Information | | [Type= discrete] [Format=numeric] [Range= 1-88] [Missing=*] | |
| Statistics [NW/ W] | | [Valid=84 /-] [Invalid=1916 /-] | |

c2c.2: C2c.2.請問您最常看哪幾個網站的新聞?(可複選)-中時電子報

| Value | Label | Cases | Percentage |
|---------|---------------|-------|------------|
| 1 | 聯合新聞網 | 0 | |
| 2 | 中時電子報 | 84 | 100.0% |
| 3 | 壹蘋果 | 0 | |
| 4 | 自由時報 | 0 | |
| 5 | Nownews(今日新聞) | 0 | |
| 6 | Yahoo!奇摩 | 0 | |
| 7 | Google(谷歌) | 0 | |
| 8 | MSN(微軟即時通訊) | 0 | |
| 9 | PC Home(網路家庭) | 0 | |
| 10 | BBS(電子佈告欄) | 0 | |
| 88 | 其他 | 0 | |
| Sysmiss | | 1916 | |

Warning: these figures indicate the number of cases found in the data file. They cannot be interpreted as summary statistics of the population of interest.

c2c.3: C2c.3.請問您最常看哪幾個網站的新聞?(可複選)-壹蘋果

| | |
|--------------------|---|
| Information | [Type= discrete] [Format=numeric] [Range= 1-88] [Missing=*] |
| Statistics [NW/ W] | [Valid=294 /-] [Invalid=1706 /-] |

| Value | Label | Cases | Percentage |
|---------|---------------|-------|------------|
| 1 | 聯合新聞網 | 0 | |
| 2 | 中時電子報 | 0 | |
| 3 | 壹蘋果 | 294 | 100.0% |
| 4 | 自由時報 | 0 | |
| 5 | Nownews(今日新聞) | 0 | |
| 6 | Yahoo!奇摩 | 0 | |
| 7 | Google(谷歌) | 0 | |
| 8 | MSN(微軟即時通訊) | 0 | |
| 9 | PC Home(網路家庭) | 0 | |
| 10 | BBS(電子佈告欄) | 0 | |
| 88 | 其他 | 0 | |
| Sysmiss | | 1706 | |

Warning: these figures indicate the number of cases found in the data file. They cannot be interpreted as summary statistics of the population of interest.

c2c.4: C2c.4.請問您最常看哪幾個網站的新聞?(可複選)-自由時報

| | |
|--------------------|---|
| Information | [Type= discrete] [Format=numeric] [Range= 1-88] [Missing=*] |
| Statistics [NW/ W] | [Valid=66 /-] [Invalid=1934 /-] |

| Value | Label | Cases | Percentage |
|-------|---------------|-------|------------|
| 1 | 聯合新聞網 | 0 | |
| 2 | 中時電子報 | 0 | |
| 3 | 壹蘋果 | 0 | |
| 4 | 自由時報 | 66 | 100.0% |
| 5 | Nownews(今日新聞) | 0 | |
| 6 | Yahoo!奇摩 | 0 | |
| 7 | Google(谷歌) | 0 | |
| 8 | MSN(微軟即時通訊) | 0 | |
| 9 | PC Home(網路家庭) | 0 | |

| # c2c.4: C2c.4.請問您最常看哪幾個網站的新聞?(可複選)-自由時報 | | | |
|---|---|-------|------------|
| Value | Label | Cases | Percentage |
| 10 | BBS(電子佈告欄) | 0 | |
| 88 | 其他 | 0 | |
| Sysmiss | | 1934 | |
| Warning: these figures indicate the number of cases found in the data file. They cannot be interpreted as summary statistics of the population of interest. | | | |
| # c2c.5: C2c.5.請問您最常看哪幾個網站的新聞?(可複選)-Nownews(今日新聞) | | | |
| Information | [Type= discrete] [Format=numeric] [Range= 1-88] [Missing=*] | | |
| Statistics [NW/ W] | [Valid=110 /-] [Invalid=1890 /-] | | |
| Value | Label | Cases | Percentage |
| 1 | 聯合新聞網 | 0 | |
| 2 | 中時電子報 | 0 | |
| 3 | 壹蘋果 | 0 | |
| 4 | 自由時報 | 0 | |
| 5 | Nownews(今日新聞) | 110 | 100.0% |
| 6 | Yahoo!奇摩 | 0 | |
| 7 | Google(谷歌) | 0 | |
| 8 | MSN(微軟即時通訊) | 0 | |
| 9 | PC Home(網路家庭) | 0 | |
| 10 | BBS(電子佈告欄) | 0 | |
| 88 | 其他 | 0 | |
| Sysmiss | | 1890 | |
| Warning: these figures indicate the number of cases found in the data file. They cannot be interpreted as summary statistics of the population of interest. | | | |
| # c2c.6: C2c.6.請問您最常看哪幾個網站的新聞?(可複選)-Yahoo!奇摩 | | | |
| Information | [Type= discrete] [Format=numeric] [Range= 1-88] [Missing=*] | | |
| Statistics [NW/ W] | [Valid=791 /-] [Invalid=1209 /-] | | |
| Value | Label | Cases | Percentage |
| 1 | 聯合新聞網 | 0 | |
| 2 | 中時電子報 | 0 | |
| 3 | 壹蘋果 | 0 | |
| 4 | 自由時報 | 0 | |
| 5 | Nownews(今日新聞) | 0 | |
| 6 | Yahoo!奇摩 | 791 | 100.0% |
| 7 | Google(谷歌) | 0 | |
| 8 | MSN(微軟即時通訊) | 0 | |
| 9 | PC Home(網路家庭) | 0 | |
| 10 | BBS(電子佈告欄) | 0 | |
| 88 | 其他 | 0 | |
| Sysmiss | | 1209 | |
| Warning: these figures indicate the number of cases found in the data file. They cannot be interpreted as summary statistics of the population of interest. | | | |
| # c2c.7: C2c.7.請問您最常看哪幾個網站的新聞?(可複選)-Google(谷歌) | | | |
| Information | [Type= discrete] [Format=numeric] [Range= 1-88] [Missing=*] | | |
| Statistics [NW/ W] | [Valid=182 /-] [Invalid=1818 /-] | | |
| Value | Label | Cases | Percentage |
| 1 | 聯合新聞網 | 0 | |

| # c2c.7: C2c.7.請問您最常看哪幾個網站的新聞?(可複選)-Google(谷歌) | | | |
|---|---------------|---|------------|
| Value | Label | Cases | Percentage |
| 2 | 中時電子報 | 0 | |
| 3 | 壹蘋果 | 0 | |
| 4 | 自由時報 | 0 | |
| 5 | Nownews(今日新聞) | 0 | |
| 6 | Yahoo!奇摩 | 0 | |
| 7 | Google(谷歌) | 182 | 100.0% |
| 8 | MSN(微軟即時通訊) | 0 | |
| 9 | PC Home(網路家庭) | 0 | |
| 10 | BBS(電子佈告欄) | 0 | |
| 88 | 其他 | 0 | |
| Sysmiss | | 1818 | |
| Warning: these figures indicate the number of cases found in the data file. They cannot be interpreted as summary statistics of the population of interest. | | | |
| # c2c.8: C2c.8.請問您最常看哪幾個網站的新聞?(可複選)-MSN(微軟即時通訊) | | | |
| Information | | [Type= discrete] [Format=numeric] [Range= 1-88] [Missing=*] | |
| Statistics [NW/ W] | | [Valid=33 /-] [Invalid=1967 /-] | |
| Value | Label | Cases | Percentage |
| 1 | 聯合新聞網 | 0 | |
| 2 | 中時電子報 | 0 | |
| 3 | 壹蘋果 | 0 | |
| 4 | 自由時報 | 0 | |
| 5 | Nownews(今日新聞) | 0 | |
| 6 | Yahoo!奇摩 | 0 | |
| 7 | Google(谷歌) | 0 | |
| 8 | MSN(微軟即時通訊) | 33 | 100.0% |
| 9 | PC Home(網路家庭) | 0 | |
| 10 | BBS(電子佈告欄) | 0 | |
| 88 | 其他 | 0 | |
| Sysmiss | | 1967 | |
| Warning: these figures indicate the number of cases found in the data file. They cannot be interpreted as summary statistics of the population of interest. | | | |
| # c2c.9: C2c.9.請問您最常看哪幾個網站的新聞?(可複選)-PC Home(網路家庭) | | | |
| Information | | [Type= discrete] [Format=numeric] [Range= 1-88] [Missing=*] | |
| Statistics [NW/ W] | | [Valid=20 /-] [Invalid=1980 /-] | |
| Value | Label | Cases | Percentage |
| 1 | 聯合新聞網 | 0 | |
| 2 | 中時電子報 | 0 | |
| 3 | 壹蘋果 | 0 | |
| 4 | 自由時報 | 0 | |
| 5 | Nownews(今日新聞) | 0 | |
| 6 | Yahoo!奇摩 | 0 | |
| 7 | Google(谷歌) | 0 | |
| 8 | MSN(微軟即時通訊) | 0 | |
| 9 | PC Home(網路家庭) | 20 | 100.0% |
| 10 | BBS(電子佈告欄) | 0 | |
| 88 | 其他 | 0 | |

| | | | |
|---|---|--------------|-------------------|
| # c2c.9: C2c.9.請問您最常看哪幾個網站的新聞?(可複選)-PC Home(網路家庭) | | | |
| Value | Label | Cases | Percentage |
| Sysmiss | | 1980 | |
| Warning: these figures indicate the number of cases found in the data file. They cannot be interpreted as summary statistics of the population of interest. | | | |
| # c2c.10: C2c.10.請問您最常看哪幾個網站的新聞?(可複選)-BBS(電子佈告欄) | | | |
| Information | [Type= discrete] [Format=numeric] [Range= 1-88] [Missing=*] | | |
| Statistics [NW/ W] | [Valid=54 /-] [Invalid=1946 /-] | | |
| Value | Label | Cases | Percentage |
| 1 | 聯合新聞網 | 0 | |
| 2 | 中時電子報 | 0 | |
| 3 | 壹蘋果 | 0 | |
| 4 | 自由時報 | 0 | |
| 5 | Nownews(今日新聞) | 0 | |
| 6 | Yahoo!奇摩 | 0 | |
| 7 | Google(谷歌) | 0 | |
| 8 | MSN(微軟即時通訊) | 0 | |
| 9 | PC Home(網路家庭) | 0 | |
| 10 | BBS(電子佈告欄) | 54 | 100.0% |
| 88 | 其他 | 0 | |
| Sysmiss | | 1946 | |
| Warning: these figures indicate the number of cases found in the data file. They cannot be interpreted as summary statistics of the population of interest. | | | |
| # c2c.11: C2c.11.請問您最常看哪幾個網站的新聞?(可複選)-其他 | | | |
| Information | [Type= discrete] [Format=numeric] [Range= 1-88] [Missing=*] | | |
| Statistics [NW/ W] | [Valid=13 /-] [Invalid=1987 /-] | | |
| Value | Label | Cases | Percentage |
| 1 | 聯合新聞網 | 0 | |
| 2 | 中時電子報 | 0 | |
| 3 | 壹蘋果 | 0 | |
| 4 | 自由時報 | 0 | |
| 5 | Nownews(今日新聞) | 0 | |
| 6 | Yahoo!奇摩 | 0 | |
| 7 | Google(谷歌) | 0 | |
| 8 | MSN(微軟即時通訊) | 0 | |
| 9 | PC Home(網路家庭) | 0 | |
| 10 | BBS(電子佈告欄) | 0 | |
| 88 | 其他 | 13 | 100.0% |
| Sysmiss | | 1987 | |
| Warning: these figures indicate the number of cases found in the data file. They cannot be interpreted as summary statistics of the population of interest. | | | |
| # c2c_other: C2c.other.請問您最常看哪幾個網站的新聞?(可複選)-其他— | | | |
| Information | [Type= discrete] [Format=character] [Missing=*] | | |
| Statistics [NW/ W] | [Valid=13 /-] [Invalid=0 /-] | | |
| Value | Label | Cases | Percentage |
| ET-today | | 1 | 7.7% |
| ETToday | | 1 | 7.7% |
| NBA | | 1 | 7.7% |

| # c2c_other: C2c.other.請問您最常看哪幾個網站的新聞?(可複選)-其他__ | | | |
|---|-------------|---|-------------------|
| Value | Label | Cases | Percentage |
| cnn | | 2 | <div></div> 15.4% |
| espn | | 1 | <div></div> 7.7% |
| facebook | | 2 | <div></div> 15.4% |
| fb | | 1 | <div></div> 7.7% |
| vvc | | 1 | <div></div> 7.7% |
| 中央通訊社# | | 1 | <div></div> 7.7% |
| 蘋果日報 | | 1 | <div></div> 7.7% |
| 論壇 | | 1 | <div></div> 7.7% |
| Warning: these figures indicate the number of cases found in the data file. They cannot be interpreted as summary statistics of the population of interest. | | | |
| # d1a: D1a.請問您每個月平均有幾天會看雜誌(僅限於紙本)? | | | |
| Information | | [Type= continuous] [Format=numeric] [Range= 0-30] [Missing=*] | |
| Statistics [NW/ W] | | [Valid=2000 /-] [Invalid=0 /-] | |
| Value | Label | Cases | Percentage |
| 0 | 0天(跳答D2a) | 1321 | <div></div> 66.0% |
| 0.5 | 0.5天 | 25 | <div></div> 1.2% |
| 1 | 1天 | 158 | <div></div> 7.9% |
| 1.5 | 1.5天 | 16 | <div></div> 0.8% |
| 2 | 2天 | 172 | <div></div> 8.6% |
| 2.5 | 2.5天 | 14 | <div></div> 0.7% |
| 3 | 3天 | 86 | <div></div> 4.3% |
| 3.5 | 3.5天 | 7 | <div></div> 0.4% |
| 4 | 4天 | 46 | <div></div> 2.3% |
| 4.5 | 4.5天 | 5 | <div></div> 0.2% |
| 5 | 5天 | 44 | <div></div> 2.2% |
| 5.5 | 5.5天 | 1 | <div></div> 0.0% |
| 6 | 6天 | 12 | <div></div> 0.6% |
| 6.5 | 6.5天 | 1 | <div></div> 0.0% |
| 7 | 7天 | 27 | <div></div> 1.4% |
| 8 | 8天 | 6 | <div></div> 0.3% |
| 10 | 10天 | 30 | <div></div> 1.5% |
| 14 | 14天 | 4 | <div></div> 0.2% |
| 15 | 15天 | 8 | <div></div> 0.4% |
| 20 | 20天 | 7 | <div></div> 0.4% |
| 20.5 | 20.5天 | 1 | <div></div> 0.0% |
| 25 | 25天 | 1 | <div></div> 0.0% |
| 30 | 30天 | 8 | <div></div> 0.4% |
| Warning: these figures indicate the number of cases found in the data file. They cannot be interpreted as summary statistics of the population of interest. | | | |
| # d1b_time: D1b.請問您如果有看雜誌(僅限於紙本)的那一天, 您大概一整天會看多久?(時分合併) | | | |
| Information | | [Type= continuous] [Format=numeric] [Range= 0.3-99] [Missing=*] | |
| Statistics [NW/ W] | | [Valid=679 /-] [Invalid=1321 /-] | |
| Value | Label | Cases | Percentage |
| 0.3 | 不到30分鐘 | 87 | <div></div> 12.8% |
| 0.6 | 30分鐘以上不到1小時 | 159 | <div></div> 23.4% |
| 1 | 1小時以上不到2小時 | 288 | <div></div> 42.4% |

| # d1b_time: D1b.請問您如果有看雜誌(僅限於紙本)的那一天, 您大概一整天會看多久?(時分合併) | | | |
|---|--|-------|------------------------------|
| Value | Label | Cases | Percentage |
| 2 | 2小時以上不到3小時 | 111 | <div><div></div></div> 16.3% |
| 3 | 3小時以上不到4小時 | 24 | <div><div></div></div> 3.5% |
| 4 | 4小時以上不到5小時 | 6 | <div><div></div></div> 0.9% |
| 5 | 5小時以上不到6小時 | 1 | <div><div></div></div> 0.1% |
| 6 | 6小時以上不到7小時 | 3 | <div><div></div></div> 0.4% |
| 7 | 7小時以上不到8小時 | 0 | |
| 8 | 8小時以上不到9小時 | 0 | |
| 9 | 9小時以上不到10小時 | 0 | |
| 10 | 10小時以上 | 0 | |
| 99 | 拒答 | 0 | |
| Warning: these figures indicate the number of cases found in the data file. They cannot be interpreted as summary statistics of the population of interest. | | | |
| # d1b: D1b.請問您如果有看雜誌(僅限於紙本)的那一天, 您大概一整天會看多久?__時 | | | |
| Information | [Type= continuous] [Format=numeric] [Range= 0-6] [Missing=*] | | |
| Statistics [NW/ W] | [Valid=679 /-] [Invalid=1321 /-] [Mean=0.926 /-] [StdDev=0.936 /-] | | |
| # d1b_minute: D1b.請問您如果有看雜誌(僅限於紙本)的那一天, 您大概一整天會看多久?__分 | | | |
| Information | [Type= continuous] [Format=numeric] [Range= 0-45] [Missing=*] | | |
| Statistics [NW/ W] | [Valid=679 /-] [Invalid=1321 /-] [Mean=10.532 /-] [StdDev=13.794 /-] | | |
| # d2a: D2a.請問您每個月平均有幾天會在網路上看雜誌? | | | |
| Information | [Type= continuous] [Format=numeric] [Range= 0-30] [Missing=*] | | |
| Statistics [NW/ W] | [Valid=2000 /-] [Invalid=0 /-] | | |
| Value | Label | Cases | Percentage |
| 0 | 0天(跳答E1) | 1651 | <div><div></div></div> 82.6% |
| 0.5 | 0.5天 | 26 | <div><div></div></div> 1.3% |
| 1 | 1天 | 88 | <div><div></div></div> 4.4% |
| 1.5 | 1.5天 | 15 | <div><div></div></div> 0.8% |
| 2 | 2天 | 72 | <div><div></div></div> 3.6% |
| 2.5 | 2.5天 | 4 | <div><div></div></div> 0.2% |
| 3 | 3天 | 45 | <div><div></div></div> 2.2% |
| 3.5 | 3.5天 | 4 | <div><div></div></div> 0.2% |
| 4 | 4天 | 20 | <div><div></div></div> 1.0% |
| 4.5 | 4.5天 | 1 | <div><div></div></div> 0.0% |
| 5 | 5天 | 23 | <div><div></div></div> 1.2% |
| 5.5 | 5.5天 | 0 | |
| 6 | 6天 | 2 | <div><div></div></div> 0.1% |
| 6.5 | 6.5天 | 0 | |
| 7 | 7天 | 16 | <div><div></div></div> 0.8% |
| 8 | 8天 | 1 | <div><div></div></div> 0.0% |
| 10 | 10天 | 10 | <div><div></div></div> 0.5% |
| 10.5 | 10.5天 | 1 | <div><div></div></div> 0.0% |
| 12 | 12天 | 1 | <div><div></div></div> 0.0% |
| 14 | 14天 | 1 | <div><div></div></div> 0.0% |
| 15 | 15天 | 5 | <div><div></div></div> 0.2% |
| 16 | 16天 | 1 | <div><div></div></div> 0.0% |

d2a: D2a.請問您每個月平均有幾天會在網路上看雜誌？

| Value | Label | Cases | Percentage |
|-------|-------|-------|------------|
| 20 | 20天 | 4 | 0.2% |
| 30 | 30天 | 9 | 0.4% |

Warning: these figures indicate the number of cases found in the data file. They cannot be interpreted as summary statistics of the population of interest.

d2b_time: D2b.請問您如果有看網路雜誌的那一天，您大概一整天會看多久？（時分合併）

| | |
|--------------------|---|
| Information | [Type= discrete] [Format=numeric] [Range= 0.3-99] [Missing=*] |
| Statistics [NW/ W] | [Valid=349 /-] [Invalid=1651 /-] |

| Value | Label | Cases | Percentage |
|---------|-------------|-------|------------|
| 0.3 | 不到30分鐘 | 51 | 14.6% |
| 0.6 | 30分鐘以上不到1小時 | 74 | 21.2% |
| 1 | 1小時以上不到2小時 | 163 | 46.7% |
| 2 | 2小時以上不到3小時 | 36 | 10.3% |
| 3 | 3小時以上不到4小時 | 19 | 5.4% |
| 4 | 4小時以上不到5小時 | 3 | 0.9% |
| 5 | 5小時以上不到6小時 | 2 | 0.6% |
| 6 | 6小時以上不到7小時 | 0 | |
| 7 | 7小時以上不到8小時 | 0 | |
| 8 | 8小時以上不到9小時 | 1 | 0.3% |
| 9 | 9小時以上不到10小時 | 0 | |
| 10 | 10小時以上 | 0 | |
| 99 | 拒答 | 0 | |
| Sysmiss | | 1651 | |

Warning: these figures indicate the number of cases found in the data file. They cannot be interpreted as summary statistics of the population of interest.

| | | | |
|---|---|-------|------------------------------|
| # d2b: D2b.請問您如果有看網路雜誌的那一天，您大概一整天會看多久?__時 | | | |
| Information | [Type= continuous] [Format=numeric] [Range= 0-8] [Missing=*] | | |
| Statistics [NW/ W] | [Valid=349 /-] [Invalid=1651 /-] [Mean=0.923 /-] [StdDev=0.993 /-] | | |
| # d2b_minute: D2b.請問您如果有看網路雜誌的那一天，您大概一整天會看多久?__分 | | | |
| Information | [Type= continuous] [Format=numeric] [Range= 0-50] [Missing=*] | | |
| Statistics [NW/ W] | [Valid=349 /-] [Invalid=1651 /-] [Mean=9.905 /-] [StdDev=13.518 /-] | | |
| # e1: E1.請問您每週平均有幾天會聽廣播? | | | |
| Information | [Type= continuous] [Format=numeric] [Range= 0-7] [Missing=*] | | |
| Statistics [NW/ W] | [Valid=2000 /-] [Invalid=0 /-] | | |
| Value | Label | Cases | Percentage |
| 0 | 0天(跳答F1) | 1287 | <div><div></div></div> 64.4% |
| 0.5 | 0.5天 | 16 | <div><div></div></div> 0.8% |
| 1 | 1天 | 95 | <div><div></div></div> 4.8% |
| 1.5 | 1.5天 | 15 | <div><div></div></div> 0.8% |
| 2 | 2天 | 82 | <div><div></div></div> 4.1% |
| 2.5 | 2.5天 | 9 | <div><div></div></div> 0.4% |
| 3 | 3天 | 75 | <div><div></div></div> 3.8% |
| 3.5 | 3.5天 | 10 | <div><div></div></div> 0.5% |
| 4 | 4天 | 39 | <div><div></div></div> 2.0% |
| 4.5 | 4.5天 | 7 | <div><div></div></div> 0.4% |
| 5 | 5天 | 115 | <div><div></div></div> 5.8% |
| 5.5 | 5.5天 | 1 | <div><div></div></div> 0.0% |
| 6 | 6天 | 29 | <div><div></div></div> 1.5% |
| 6.5 | 6.5天 | 5 | <div><div></div></div> 0.2% |
| 7 | 7天 | 215 | <div><div></div></div> 10.8% |
| Warning: these figures indicate the number of cases found in the data file. They cannot be interpreted as summary statistics of the population of interest. | | | |
| # e2_time: E2.請問您如果有聽廣播的那一天，您大概一整天會聽多久? (時分合併) | | | |
| Information | [Type= discrete] [Format=numeric] [Range= 0.3-99] [Missing=*] | | |
| Statistics [NW/ W] | [Valid=713 /-] [Invalid=1287 /-] | | |
| Value | Label | Cases | Percentage |
| 0.3 | 不到30分鐘 | 45 | <div><div></div></div> 6.3% |
| 0.6 | 30分鐘以上不到1小時 | 100 | <div><div></div></div> 14.0% |
| 1 | 1小時以上不到2小時 | 196 | <div><div></div></div> 27.5% |
| 2 | 2小時以上不到3小時 | 141 | <div><div></div></div> 19.8% |
| 3 | 3小時以上不到4小時 | 71 | <div><div></div></div> 10.0% |
| 4 | 4小時以上不到5小時 | 40 | <div><div></div></div> 5.6% |
| 5 | 5小時以上不到6小時 | 33 | <div><div></div></div> 4.6% |
| 6 | 6小時以上不到7小時 | 17 | <div><div></div></div> 2.4% |
| 7 | 7小時以上不到8小時 | 8 | <div><div></div></div> 1.1% |
| 8 | 8小時以上不到9小時 | 43 | <div><div></div></div> 6.0% |
| 9 | 9小時以上不到10小時 | 0 | |
| 10 | 10小時以上 | 19 | <div><div></div></div> 2.7% |
| 99 | 拒答 | 0 | |
| Sysmiss | | 1287 | |
| Warning: these figures indicate the number of cases found in the data file. They cannot be interpreted as summary statistics of the population of interest. | | | |

| | | | |
|---|----------|---|------------------------------|
| # e2: E2.請問您如果有聽廣播的那一天，您大概一整天會聽多久?__時 | | | |
| Information | | [Type= continuous] [Format=numeric] [Range= 0-16] [Missing=*] | |
| Statistics [NW/ W] | | [Valid=713 /-] [Invalid=1287 /-] [Mean=2.433 /-] [StdDev=2.634 /-] | |
| # e2_minute: E2.請問您如果有聽廣播的那一天，您大概一整天會聽多久?__分 | | | |
| Information | | [Type= continuous] [Format=numeric] [Range= 0-50] [Missing=*] | |
| Statistics [NW/ W] | | [Valid=713 /-] [Invalid=1287 /-] [Mean=6.418 /-] [StdDev=12.158 /-] | |
| # f1f3_watch_tv: F1F3.您每星期的平常日(週一到週五)加週末(週六、週日)平均有幾天會看電視? | | | |
| Information | | [Type= continuous] [Format=numeric] [Range= 0-30] [Missing=*] | |
| Statistics [NW/ W] | | [Valid=2000 /-] [Invalid=0 /-] | |
| Value | Label | Cases | Percentage |
| 0 | 0天 | 128 | <div><div></div></div> 6.4% |
| 0.5 | 0.5天 | 5 | <div><div></div></div> 0.2% |
| 1 | 1天 | 36 | <div><div></div></div> 1.8% |
| 1.5 | 1.5天 | 12 | <div><div></div></div> 0.6% |
| 2 | 2天 | 79 | <div><div></div></div> 4.0% |
| 2.5 | 2.5天 | 10 | <div><div></div></div> 0.5% |
| 3 | 3天 | 75 | <div><div></div></div> 3.8% |
| 3.5 | 3.5天 | 24 | <div><div></div></div> 1.2% |
| 4 | 4天 | 117 | <div><div></div></div> 5.9% |
| 4.5 | 4.5天 | 26 | <div><div></div></div> 1.3% |
| 5 | 5天 | 134 | <div><div></div></div> 6.7% |
| 5.5 | 5.5天 | 27 | <div><div></div></div> 1.4% |
| 6 | 6天 | 122 | <div><div></div></div> 6.1% |
| 6.5 | 6.5天 | 26 | <div><div></div></div> 1.3% |
| 7 | 7天 | 1179 | <div><div></div></div> 59.0% |
| 8 | 8天 | 0 | |
| 10 | 10天 | 0 | |
| 14 | 14天 | 0 | |
| 15 | 15天 | 0 | |
| 20 | 20天 | 0 | |
| 20.5 | 20.5天 | 0 | |
| 25 | 25天 | 0 | |
| 30 | 30天 | 0 | |
| Warning: these figures indicate the number of cases found in the data file. They cannot be interpreted as summary statistics of the population of interest. | | | |
| # f1: F1.請問您每星期的平常日(週一到週五)平均有幾天會看電視? | | | |
| Information | | [Type= continuous] [Format=numeric] [Range= 0-5] [Missing=*] | |
| Statistics [NW/ W] | | [Valid=2000 /-] [Invalid=0 /-] | |
| Value | Label | Cases | Percentage |
| 0 | 0天(跳答F3) | 195 | <div><div></div></div> 9.8% |
| 0.5 | 0.5天 | 10 | <div><div></div></div> 0.5% |
| 1 | 1天 | 54 | <div><div></div></div> 2.7% |
| 1.5 | 1.5天 | 14 | <div><div></div></div> 0.7% |
| 2 | 2天 | 102 | <div><div></div></div> 5.1% |
| 2.5 | 2.5天 | 22 | <div><div></div></div> 1.1% |
| 3 | 3天 | 156 | <div><div></div></div> 7.8% |

| # f1: F1.請問您每星期的平常日(週一到週五)平均有幾天會看電視? | | | |
|---|--|-------|------------------------------|
| Value | Label | Cases | Percentage |
| 3.5 | 3.5天 | 31 | <div><div></div></div> 1.6% |
| 4 | 4天 | 59 | <div><div></div></div> 2.9% |
| 4.5 | 4.5天 | 14 | <div><div></div></div> 0.7% |
| 5 | 5天 | 1343 | <div><div></div></div> 67.2% |
| Warning: these figures indicate the number of cases found in the data file. They cannot be interpreted as summary statistics of the population of interest. | | | |
| # f2_time: F2.在您有看電視的平常日(週一到週五), 您大概一整天會看多久?(時分合併) | | | |
| Information | [Type= discrete] [Format=numeric] [Range= 0.3-99] [Missing=*] | | |
| Statistics [NW/ W] | [Valid=1805 /-] [Invalid=195 /-] | | |
| Value | Label | Cases | Percentage |
| 0.3 | 不到30分鐘 | 26 | <div><div></div></div> 1.4% |
| 0.6 | 30分鐘以上不到1小時 | 69 | <div><div></div></div> 3.8% |
| 1 | 1小時以上不到2小時 | 440 | <div><div></div></div> 24.4% |
| 2 | 2小時以上不到3小時 | 540 | <div><div></div></div> 29.9% |
| 3 | 3小時以上不到4小時 | 321 | <div><div></div></div> 17.8% |
| 4 | 4小時以上不到5小時 | 171 | <div><div></div></div> 9.5% |
| 5 | 5小時以上不到6小時 | 108 | <div><div></div></div> 6.0% |
| 6 | 6小時以上不到7小時 | 52 | <div><div></div></div> 2.9% |
| 7 | 7小時以上不到8小時 | 8 | <div><div></div></div> 0.4% |
| 8 | 8小時以上不到9小時 | 32 | <div><div></div></div> 1.8% |
| 9 | 9小時以上不到10小時 | 5 | <div><div></div></div> 0.3% |
| 10 | 10小時以上 | 33 | <div><div></div></div> 1.8% |
| 99 | 拒答 | 0 | |
| Sysmiss | | 195 | |
| Warning: these figures indicate the number of cases found in the data file. They cannot be interpreted as summary statistics of the population of interest. | | | |
| # f2: F2.在您有看電視的平常日(週一到週五), 您大概一整天會看多久?__時 | | | |
| Information | [Type= continuous] [Format=numeric] [Range= 0-16] [Missing=*] | | |
| Statistics [NW/ W] | [Valid=1805 /-] [Invalid=195 /-] [Mean=2.642 /-] [StdDev=2.087 /-] | | |
| # f2_minute: F2.在您有看電視的平常日(週一到週五), 您大概一整天會看多久?__分 | | | |
| Information | [Type= continuous] [Format=numeric] [Range= 0-59] [Missing=*] | | |
| Statistics [NW/ W] | [Valid=1805 /-] [Invalid=195 /-] [Mean=3.714 /-] [StdDev=9.983 /-] | | |
| # f3: F3.請問您每星期的週末(週六、週日)平均有幾天會看電視? | | | |
| Information | [Type= continuous] [Format=numeric] [Range= 0-2] [Missing=*] | | |
| Statistics [NW/ W] | [Valid=2000 /-] [Invalid=0 /-] | | |
| Value | Label | Cases | Percentage |
| 0 | 0天(跳答F5) | 224 | <div><div></div></div> 11.2% |
| 0.5 | 0.5天 | 45 | <div><div></div></div> 2.2% |
| 1 | 1天 | 287 | <div><div></div></div> 14.4% |
| 1.5 | 1.5天 | 42 | <div><div></div></div> 2.1% |
| 2 | 2天 | 1402 | <div><div></div></div> 70.1% |
| Warning: these figures indicate the number of cases found in the data file. They cannot be interpreted as summary statistics of the population of interest. | | | |
| # f4_time: F4.在您有看電視的週六或週日, 您大概一整天會看多久?(時分合併) | | | |
| Information | [Type= discrete] [Format=numeric] [Range= 0.3-99] [Missing=*] | | |

| | | | |
|---|-------------|--|-------------------------------|
| # f4_time: F4.在您有看電視的週六或週日，您大概一整天會看多久？（時分合併） | | | |
| Statistics [NW/ W] | | [Valid=1776 /-] [Invalid=224 /-] | |
| Value | Label | Cases | Percentage |
| 0.3 | 不到30分鐘 | 12 | <div><div></div></div> 0.7% |
| 0.6 | 30分鐘以上不到1小時 | 43 | <div><div></div></div> 2.4% |
| 1 | 1小時以上不到2小時 | 286 | <div><div></div></div> 16.1% |
| 2 | 2小時以上不到3小時 | 455 | <div><div></div></div> 25.6% |
| 3 | 3小時以上不到4小時 | 352 | <div><div></div></div> 19.8% |
| 4 | 4小時以上不到5小時 | 204 | <div><div></div></div> 11.5% |
| 5 | 5小時以上不到6小時 | 172 | <div><div></div></div> 9.7% |
| 6 | 6小時以上不到7小時 | 121 | <div><div></div></div> 6.8% |
| 7 | 7小時以上不到8小時 | 24 | <div><div></div></div> 1.4% |
| 8 | 8小時以上不到9小時 | 49 | <div><div></div></div> 2.8% |
| 9 | 9小時以上不到10小時 | 8 | <div><div></div></div> 0.5% |
| 10 | 10小時以上 | 50 | <div><div></div></div> 2.8% |
| 99 | 拒答 | 0 | |
| Sysmiss | | 224 | |
| Warning: these figures indicate the number of cases found in the data file. They cannot be interpreted as summary statistics of the population of interest. | | | |
| # f4: F4.在您有看電視的週六或週日，您大概一整天會看多久？__時 | | | |
| Information | | [Type= continuous] [Format=numeric] [Range= 0-16] [Missing=*] | |
| Statistics [NW/ W] | | [Valid=1776 /-] [Invalid=224 /-] [Mean=3.311 /-] [StdDev=2.373 /-] | |
| # f4_minute: F4.在您有看電視的週六或週日，您大概一整天會看多久？__分 | | | |
| Information | | [Type= continuous] [Format=numeric] [Range= 0-50] [Missing=*] | |
| Statistics [NW/ W] | | [Valid=1776 /-] [Invalid=224 /-] [Mean=2.626 /-] [StdDev=8.519 /-] | |
| # f5: F5.請問您通常都透過以下何種方式看電視？ | | | |
| Information | | [Type= discrete] [Format=numeric] [Range= 1-4] [Missing=*] | |
| Statistics [NW/ W] | | [Valid=1872 /-] [Invalid=128 /-] | |
| Value | Label | Cases | Percentage |
| 1 | 無線數位機上盒 | 334 | <div><div></div></div> 17.8% |
| 2 | 有線電視 | 1351 | <div><div></div></div> 72.2% |
| 3 | MOD(包括壹電視) | 144 | <div><div></div></div> 7.7% |
| 4 | 網路直播 | 43 | <div><div></div></div> 2.3% |
| Sysmiss | | 128 | |
| Warning: these figures indicate the number of cases found in the data file. They cannot be interpreted as summary statistics of the population of interest. | | | |
| # g1: G1.請問您過去一年大概去電影院看幾次電影？ | | | |
| Information | | [Type= continuous] [Format=numeric] [Range= 0-60] [Missing=*] | |
| Statistics [NW/ W] | | [Valid=2000 /-] [Invalid=0 /-] | |
| Value | Label | Cases | Percentage |
| 0 | 0次 | 941 | <div><div></div></div> 100.0% |
| Warning: these figures indicate the number of cases found in the data file. They cannot be interpreted as summary statistics of the population of interest. | | | |
| # g2: G2.除了進電影院，無論何種形式（包含錄影帶、影碟、DVD或VCD、串流），請問您每月大約會看幾天電影？ | | | |
| Information | | [Type= continuous] [Format=numeric] [Range= 0-31] [Missing=*] | |
| Statistics [NW/ W] | | [Valid=2000 /-] [Invalid=0 /-] | |

g2: G2.除了進電影院，無論何種形式(包含錄影帶、影碟、DVD或VCD、串流)，請問您每月大約會看幾天電影？

| Value | Label | Cases | Percentage |
|-------|----------|-------|------------------------------|
| 0 | 0天(跳答H1) | 934 | <div><div></div></div> 50.4% |
| 1 | 1天 | 234 | <div><div></div></div> 12.6% |
| 2 | 2天 | 219 | <div><div></div></div> 11.8% |
| 3 | 3天 | 178 | <div><div></div></div> 9.6% |
| 4 | 4天 | 100 | <div><div></div></div> 5.4% |
| 5 | 5天 | 108 | <div><div></div></div> 5.8% |
| 6 | 6天 | 44 | <div><div></div></div> 2.4% |
| 7 | 7天 | 37 | <div><div></div></div> 2.0% |

Warning: these figures indicate the number of cases found in the data file. They cannot be interpreted as summary statistics of the population of interest.

g3: G3.1.如果不進電影院看電影，請問您通常會用何種方式看電影?(複選題)-DVD/VCD

| | |
|---------------------------|---|
| Information | [Type= discrete] [Format=numeric] [Range= 1-88] [Missing=*] |
| Statistics [NW/ W] | [Valid=386 /-] [Invalid=1614 /-] |

| Value | Label | Cases | Percentage |
|---------|-------------------|-------|-------------------------------|
| 1 | DVD/VCD | 386 | <div><div></div></div> 100.0% |
| 2 | 網路串流(PPS、土豆網、風行網) | 0 | |
| 3 | 有線電視 | 0 | |
| 4 | MOD | 0 | |
| 88 | 其他 | 0 | |
| Sysmiss | | 1614 | |

Warning: these figures indicate the number of cases found in the data file. They cannot be interpreted as summary statistics of the population of interest.

g3.2: G3.2.如果不進電影院看電影，請問您通常會用何種方式看電影?(複選題)-網路串流(PPS、土豆網、風行網)(包含下載電影觀看)

| | |
|---------------------------|---|
| Information | [Type= discrete] [Format=numeric] [Range= 1-88] [Missing=*] |
| Statistics [NW/ W] | [Valid=628 /-] [Invalid=1372 /-] |

| Value | Label | Cases | Percentage |
|---------|-------------------|-------|-------------------------------|
| 1 | DVD/VCD | 0 | |
| 2 | 網路串流(PPS、土豆網、風行網) | 628 | <div><div></div></div> 100.0% |
| 3 | 有線電視 | 0 | |
| 4 | MOD | 0 | |
| 88 | 其他 | 0 | |
| Sysmiss | | 1372 | |

Warning: these figures indicate the number of cases found in the data file. They cannot be interpreted as summary statistics of the population of interest.

g3.3: G3.3.如果不進電影院看電影，請問您通常會用何種方式看電影?(複選題)-有線電視

| | |
|---------------------------|---|
| Information | [Type= discrete] [Format=numeric] [Range= 1-88] [Missing=*] |
| Statistics [NW/ W] | [Valid=666 /-] [Invalid=1334 /-] |

| Value | Label | Cases | Percentage |
|---------|-------------------|-------|-------------------------------|
| 1 | DVD/VCD | 0 | |
| 2 | 網路串流(PPS、土豆網、風行網) | 0 | |
| 3 | 有線電視 | 666 | <div><div></div></div> 100.0% |
| 4 | MOD | 0 | |
| 88 | 其他 | 0 | |
| Sysmiss | | 1334 | |

Warning: these figures indicate the number of cases found in the data file. They cannot be interpreted as summary statistics of the population of interest.

| | | | |
|---|-------------------|--|------------|
| # g3.4: G3.4.如果不進電影院看電影，請問您通常會用何種方式看電影?(複選題)-MOD(包含壹電視) | | | |
| Information | | [Type= discrete] [Format=numeric] [Range= 1-88] [Missing=*] | |
| Statistics [NW/ W] | | [Valid=115 /-] [Invalid=1885 /-] | |
| Value | Label | Cases | Percentage |
| 1 | DVD/VCD | 0 | |
| 2 | 網路串流(PPS、土豆網、風行網) | 0 | |
| 3 | 有線電視 | 0 | |
| 4 | MOD | 115 | 100.0% |
| 88 | 其他 | 0 | |
| Sysmiss | | 1885 | |
| Warning: these figures indicate the number of cases found in the data file. They cannot be interpreted as summary statistics of the population of interest. | | | |
| # g3.5: G3.5.如果不進電影院看電影，請問您通常會用何種方式看電影?(複選題)-其他 | | | |
| Information | | [Type= discrete] [Format=numeric] [Range= 1-88] [Missing=*] | |
| Statistics [NW/ W] | | [Valid=0 /-] [Invalid=2000 /-] | |
| Value | Label | Cases | Percentage |
| 1 | DVD/VCD | 0 | |
| 2 | 網路串流(PPS、土豆網、風行網) | 0 | |
| 3 | 有線電視 | 0 | |
| 4 | MOD | 0 | |
| 88 | 其他 | 0 | |
| Sysmiss | | 2000 | |
| Warning: these figures indicate the number of cases found in the data file. They cannot be interpreted as summary statistics of the population of interest. | | | |
| # g3_other: G3.other.如果不進電影院看電影，請問您通常會用何種方式看電影?(複選題)-其他— | | | |
| Information | | [Type= discrete] [Format=character] [Missing=*] | |
| Statistics [NW/ W] | | [Valid=0 /-] [Invalid=0 /-] | |
| # h1: H1a.請問您每週平均有幾天會透過電腦上網(不含手機上網)? | | | |
| Information | | [Type= continuous] [Format=numeric] [Range= 0-7] [Missing=*] | |
| Statistics [NW/ W] | | [Valid=2000 /-] [Invalid=0 /-] | |
| Value | Label | Cases | Percentage |
| 0 | 0天(跳答H2a) | 828 | 41.4% |
| 0.5 | 0.5天 | 15 | 0.8% |
| 1 | 1天 | 68 | 3.4% |
| 1.5 | 1.5天 | 10 | 0.5% |
| 2 | 2天 | 111 | 5.6% |
| 2.5 | 2.5天 | 17 | 0.8% |
| 3 | 3天 | 116 | 5.8% |
| 3.5 | 3.5天 | 11 | 0.5% |
| 4 | 4天 | 53 | 2.6% |
| 4.5 | 4.5天 | 7 | 0.4% |
| 5 | 5天 | 147 | 7.4% |
| 5.5 | 5.5天 | 10 | 0.5% |
| 6 | 6天 | 48 | 2.4% |
| 6.5 | 6.5天 | 7 | 0.4% |
| 7 | 7天 | 552 | 27.6% |
| Warning: these figures indicate the number of cases found in the data file. They cannot be interpreted as summary statistics of the population of interest. | | | |

| | | | |
|---|-----------------------|---|------------------------------|
| # h1b_time: H1b.在您有透過電腦上網的那一天， 您平均上網時間有多久?(時分合併) | | | |
| Information | | [Type= discrete] [Format=numeric] [Range= 0.3-99] [Missing=*] | |
| Statistics [NW/ W] | | [Valid=1172 /-] [Invalid=828 /-] | |
| Value | Label | Cases | Percentage |
| 0.3 | 不到30分鐘 | 42 | <div><div></div></div> 3.6% |
| 0.6 | 30分鐘以上不到1小時 | 70 | <div><div></div></div> 6.0% |
| 1 | 1小時以上不到2小時 | 264 | <div><div></div></div> 22.5% |
| 2 | 2小時以上不到3小時 | 309 | <div><div></div></div> 26.4% |
| 3 | 3小時以上不到4小時 | 150 | <div><div></div></div> 12.8% |
| 4 | 4小時以上不到5小時 | 103 | <div><div></div></div> 8.8% |
| 5 | 5小時以上不到6小時 | 77 | <div><div></div></div> 6.6% |
| 6 | 6小時以上不到7小時 | 46 | <div><div></div></div> 3.9% |
| 7 | 7小時以上不到8小時 | 11 | <div><div></div></div> 0.9% |
| 8 | 8小時以上不到9小時 | 46 | <div><div></div></div> 3.9% |
| 9 | 9小時以上不到10小時 | 7 | <div><div></div></div> 0.6% |
| 10 | 10小時以上 | 47 | <div><div></div></div> 4.0% |
| 99 | 拒答 | 0 | |
| Sysmiss | | 828 | |
| Warning: these figures indicate the number of cases found in the data file. They cannot be interpreted as summary statistics of the population of interest. | | | |
| # h1b_hour: H1b.在您有透過電腦上網的那一天， 您平均上網時間有多久?__時 | | | |
| Information | | [Type= continuous] [Format=numeric] [Range= 0-20] [Missing=*] | |
| Statistics [NW/ W] | | [Valid=1172 /-] [Invalid=828 /-] [Mean=2.979 /-] [StdDev=2.796 /-] | |
| # h1b_minute: H1b.在您有透過電腦上網的那一天， 您平均上網時間有多久?__分 | | | |
| Information | | [Type= continuous] [Format=numeric] [Range= 0-50] [Missing=*] | |
| Statistics [NW/ W] | | [Valid=1172 /-] [Invalid=828 /-] [Mean=4.181 /-] [StdDev=10.387 /-] | |
| # h2a: H2a.請問您每週平均有幾天會透過手機上網? | | | |
| Information | | [Type= continuous] [Format=numeric] [Range= 0-7] [Missing=*] | |
| Statistics [NW/ W] | | [Valid=2000 /-] [Invalid=0 /-] | |
| Value | Label | Cases | Percentage |
| 0 | 0天(H1a與H2a如都填0,請跳答I1) | 984 | <div><div></div></div> 49.2% |
| 0.5 | 0.5天 | 8 | <div><div></div></div> 0.4% |
| 1 | 1天 | 52 | <div><div></div></div> 2.6% |
| 1.5 | 1.5天 | 3 | <div><div></div></div> 0.2% |
| 2 | 2天 | 70 | <div><div></div></div> 3.5% |
| 2.5 | 2.5天 | 7 | <div><div></div></div> 0.4% |
| 3 | 3天 | 59 | <div><div></div></div> 2.9% |
| 3.5 | 3.5天 | 7 | <div><div></div></div> 0.4% |
| 4 | 4天 | 20 | <div><div></div></div> 1.0% |
| 4.5 | 4.5天 | 6 | <div><div></div></div> 0.3% |
| 5 | 5天 | 87 | <div><div></div></div> 4.4% |
| 5.5 | 5.5天 | 8 | <div><div></div></div> 0.4% |
| 6 | 6天 | 25 | <div><div></div></div> 1.2% |
| 6.5 | 6.5天 | 7 | <div><div></div></div> 0.4% |
| 7 | 7天 | 657 | <div><div></div></div> 32.8% |
| Warning: these figures indicate the number of cases found in the data file. They cannot be interpreted as summary statistics of the population of interest. | | | |

| | | | |
|---|----------------------------------|--|-------------------------------|
| # h2b_time: H2b.在您可透過手機上網的那一天， 您平均上網時間有多久?(僅含有看螢幕的時間)(時分合併) | | | |
| Information | | [Type= discrete] [Format=numeric] [Range= 0.3-99] [Missing=*] | |
| Statistics [NW/ W] | | [Valid=1016 /-] [Invalid=984 /-] | |
| Value | Label | Cases | Percentage |
| 0.3 | 不到30分鐘 | 71 | <div><div></div></div> 7.0% |
| 0.6 | 30分鐘以上不到1小時 | 99 | <div><div></div></div> 9.7% |
| 1 | 1小時以上不到2小時 | 250 | <div><div></div></div> 24.6% |
| 2 | 2小時以上不到3小時 | 214 | <div><div></div></div> 21.1% |
| 3 | 3小時以上不到4小時 | 156 | <div><div></div></div> 15.4% |
| 4 | 4小時以上不到5小時 | 66 | <div><div></div></div> 6.5% |
| 5 | 5小時以上不到6小時 | 55 | <div><div></div></div> 5.4% |
| 6 | 6小時以上不到7小時 | 31 | <div><div></div></div> 3.1% |
| 7 | 7小時以上不到8小時 | 14 | <div><div></div></div> 1.4% |
| 8 | 8小時以上不到9小時 | 21 | <div><div></div></div> 2.1% |
| 9 | 9小時以上不到10小時 | 5 | <div><div></div></div> 0.5% |
| 10 | 10小時以上 | 34 | <div><div></div></div> 3.3% |
| 99 | 拒答 | 0 | |
| Sysmiss | | 984 | |
| Warning: these figures indicate the number of cases found in the data file. They cannot be interpreted as summary statistics of the population of interest. | | | |
| # h2b_hour: H2b.在您可透過手機上網的那一天， 您平均上網時間有多久?(僅含有看螢幕的時間)__時 | | | |
| Information | | [Type= continuous] [Format=numeric] [Range= 0-16] [Missing=*] | |
| Statistics [NW/ W] | | [Valid=1016 /-] [Invalid=984 /-] [Mean=2.555 /-] [StdDev=2.644 /-] | |
| # h2b_minute: H2b.在您可透過手機上網的那一天， 您平均上網時間有多久?(僅含有看螢幕的時間)__分 | | | |
| Information | | [Type= continuous] [Format=numeric] [Range= 0-59] [Missing=*] | |
| Statistics [NW/ W] | | [Valid=1016 /-] [Invalid=984 /-] [Mean=5.684 /-] [StdDev=11.55 /-] | |
| # h3.1: H3.1.請問您上網使用的設備包含下列那些?(複選題) - 個人桌上型電腦(包括麥金塔、蘋果電腦) | | | |
| Information | | [Type= discrete] [Format=numeric] [Range= 1-8] [Missing=*] | |
| Statistics [NW/ W] | | [Valid=891 /-] [Invalid=1109 /-] | |
| Value | Label | Cases | Percentage |
| 1 | 個人桌上型電腦(包括麥金塔、蘋果電腦) | 891 | <div><div></div></div> 100.0% |
| 2 | 筆記型電腦 | 0 | |
| 3 | 平板電腦 | 0 | |
| 4 | 行動電話(具備WAP、GPS、PHS或3G等可以瀏覽網頁的手機) | 0 | |
| 5 | 家庭電器設備(電視機或機上盒) | 0 | |
| 6 | 電子書閱讀器(reading device, Kindle) | 0 | |
| 7 | 其他 | 0 | |
| 8 | 不知道 | 0 | |
| Sysmiss | | 1109 | |
| Warning: these figures indicate the number of cases found in the data file. They cannot be interpreted as summary statistics of the population of interest. | | | |
| # h3.2: H3.2.請問您上網使用的設備包含下列那些?(複選題) - 筆記型電腦 | | | |
| Information | | [Type= discrete] [Format=numeric] [Range= 1-8] [Missing=*] | |
| Statistics [NW/ W] | | [Valid=522 /-] [Invalid=1478 /-] | |
| Value | Label | Cases | Percentage |
| 1 | 個人桌上型電腦(包括麥金塔、蘋果電腦) | 0 | |

| # h3.2: H3.2.請問您上網使用的設備包含下列那些?(複選題)-筆記型電腦 | | | |
|---|--|-------|--|
| Value | Label | Cases | Percentage |
| 2 | 筆記型電腦 | 522 |  100.0% |
| 3 | 平板電腦 | 0 | |
| 4 | 行動電話(具備WAP、GPS、PHS或3G等可以瀏覽網頁的手機) | 0 | |
| 5 | 家庭電器設備(電視機或機上盒) | 0 | |
| 6 | 電子書閱讀器(reading device, Kindle) | 0 | |
| 7 | 其他 | 0 | |
| 8 | 不知道 | 0 | |
| Sysmiss | | 1478 | |
| Warning: these figures indicate the number of cases found in the data file. They cannot be interpreted as summary statistics of the population of interest. | | | |
| # h3.3: H3.3.請問您上網使用的設備包含下列那些?(複選題)-平板電腦 | | | |
| Information | [Type= discrete] [Format=numeric] [Range= 1-8] [Missing=*] | | |
| Statistics [NW/ W] | [Valid=334 /-] [Invalid=1666 /-] | | |
| Value | Label | Cases | Percentage |
| 1 | 個人桌上型電腦(包括麥金塔、蘋果電腦) | 0 |  100.0% |
| 2 | 筆記型電腦 | 0 | |
| 3 | 平板電腦 | 334 | |
| 4 | 行動電話(具備WAP、GPS、PHS或3G等可以瀏覽網頁的手機) | 0 | |
| 5 | 家庭電器設備(電視機或機上盒) | 0 | |
| 6 | 電子書閱讀器(reading device, Kindle) | 0 | |
| 7 | 其他 | 0 | |
| 8 | 不知道 | 0 | |
| Sysmiss | | 1666 | |
| Warning: these figures indicate the number of cases found in the data file. They cannot be interpreted as summary statistics of the population of interest. | | | |
| # h3.4: H3.4.請問您上網使用的設備包含下列那些?(複選題)-行動電話(具備WAP、GPS、PHS或3G等可以瀏覽網頁的手機) | | | |
| Information | [Type= discrete] [Format=numeric] [Range= 1-8] [Missing=*] | | |
| Statistics [NW/ W] | [Valid=861 /-] [Invalid=1139 /-] | | |
| Value | Label | Cases | Percentage |
| 1 | 個人桌上型電腦(包括麥金塔、蘋果電腦) | 0 |  100.0% |
| 2 | 筆記型電腦 | 0 | |
| 3 | 平板電腦 | 0 | |
| 4 | 行動電話(具備WAP、GPS、PHS或3G等可以瀏覽網頁的手機) | 861 | |
| 5 | 家庭電器設備(電視機或機上盒) | 0 | |
| 6 | 電子書閱讀器(reading device, Kindle) | 0 | |
| 7 | 其他 | 0 | |
| 8 | 不知道 | 0 | |
| Sysmiss | | 1139 | |
| Warning: these figures indicate the number of cases found in the data file. They cannot be interpreted as summary statistics of the population of interest. | | | |
| # h3.5: H3.5.請問您上網使用的設備包含下列那些?(複選題)-家庭電器設備(電視機或機上盒) | | | |
| Information | [Type= discrete] [Format=numeric] [Range= 1-8] [Missing=*] | | |
| Statistics [NW/ W] | [Valid=32 /-] [Invalid=1968 /-] | | |
| Value | Label | Cases | Percentage |
| 1 | 個人桌上型電腦(包括麥金塔、蘋果電腦) | 0 | |

| # h3.5: H3.5.請問您上網使用的設備包含下列那些?(複選題)-家庭電器設備(電視機或機上盒) | | | |
|---|--|-------|------------|
| Value | Label | Cases | Percentage |
| 2 | 筆記型電腦 | 0 | |
| 3 | 平板電腦 | 0 | |
| 4 | 行動電話(具備WAP、GPS、PHS或3G等可以瀏覽網頁的手機) | 0 | |
| 5 | 家庭電器設備(電視機或機上盒) | 32 | 100.0% |
| 6 | 電子書閱讀器(reading device, Kindle) | 0 | |
| 7 | 其他 | 0 | |
| 8 | 不知道 | 0 | |
| Sysmiss | | 1968 | |
| Warning: these figures indicate the number of cases found in the data file. They cannot be interpreted as summary statistics of the population of interest. | | | |
| # h3.6: H3.6.請問您上網使用的設備包含下列那些?(複選題)-電子書閱讀器(reading device, Kindle) | | | |
| Information | [Type= discrete] [Format=numeric] [Range= 1-8] [Missing=*] | | |
| Statistics [NW/ W] | [Valid=8 /-] [Invalid=1992 /-] | | |
| Value | Label | Cases | Percentage |
| 1 | 個人桌上型電腦(包括麥金塔、蘋果電腦) | 0 | |
| 2 | 筆記型電腦 | 0 | |
| 3 | 平板電腦 | 0 | |
| 4 | 行動電話(具備WAP、GPS、PHS或3G等可以瀏覽網頁的手機) | 0 | |
| 5 | 家庭電器設備(電視機或機上盒) | 0 | |
| 6 | 電子書閱讀器(reading device, Kindle) | 8 | 100.0% |
| 7 | 其他 | 0 | |
| 8 | 不知道 | 0 | |
| Sysmiss | | 1992 | |
| Warning: these figures indicate the number of cases found in the data file. They cannot be interpreted as summary statistics of the population of interest. | | | |
| # h3.7: H3.7.請問您上網使用的設備包含下列那些?(複選題)-其他 | | | |
| Information | [Type= discrete] [Format=numeric] [Range= 1-8] [Missing=*] | | |
| Statistics [NW/ W] | [Valid=0 /-] [Invalid=2000 /-] | | |
| Value | Label | Cases | Percentage |
| 1 | 個人桌上型電腦(包括麥金塔、蘋果電腦) | 0 | |
| 2 | 筆記型電腦 | 0 | |
| 3 | 平板電腦 | 0 | |
| 4 | 行動電話(具備WAP、GPS、PHS或3G等可以瀏覽網頁的手機) | 0 | |
| 5 | 家庭電器設備(電視機或機上盒) | 0 | |
| 6 | 電子書閱讀器(reading device, Kindle) | 0 | |
| 7 | 其他 | 0 | |
| 8 | 不知道 | 0 | |
| Sysmiss | | 2000 | |
| Warning: these figures indicate the number of cases found in the data file. They cannot be interpreted as summary statistics of the population of interest. | | | |
| # h3.8: H3.8.請問您上網使用的設備包含下列那些?(複選題)-不知道 | | | |
| Information | [Type= discrete] [Format=numeric] [Range= 1-8] [Missing=*] | | |
| Statistics [NW/ W] | [Valid=0 /-] [Invalid=2000 /-] | | |
| Value | Label | Cases | Percentage |
| 1 | 個人桌上型電腦(包括麥金塔、蘋果電腦) | 0 | |
| 2 | 筆記型電腦 | 0 | |

| # h3.8: H3.8.請問您上網使用的設備包含下列那些?(複選題)-不知道 | | | |
|---|----------------------------------|--|------------|
| Value | Label | Cases | Percentage |
| 3 | 平板電腦 | 0 | |
| 4 | 行動電話(具備WAP、GPS、PHS或3G等可以瀏覽網頁的手機) | 0 | |
| 5 | 家庭電器設備(電視機或機上盒) | 0 | |
| 6 | 電子書閱讀器(reading device, Kindle) | 0 | |
| 7 | 其他 | 0 | |
| 8 | 不知道 | 0 | |
| Sysmiss | | 2000 | |
| Warning: these figures indicate the number of cases found in the data file. They cannot be interpreted as summary statistics of the population of interest. | | | |
| # h3_other: H3.other.請問您上網使用的設備包含下列那些?(複選題)-其他__ | | | |
| Information | | [Type= discrete] [Format=character] [Missing=*] | |
| Statistics [NW/ W] | | [Valid=0 /-] [Invalid=0 /-] | |
| # h4_category.1: H4.請問您最常上網找哪幾種資訊?(複選題)-新聞類 | | | |
| Information | | [Type= discrete] [Format=numeric] [Range= 1-7] [Missing=*] | |
| Statistics [NW/ W] | | [Valid=1044 /-] [Invalid=956 /-] | |
| Value | Label | Cases | Percentage |
| 1 | 新聞類 | 1044 | 100.0% |
| 2 | 財經消費類 | 0 | |
| 3 | 綜藝娛樂類 | 0 | |
| 4 | 家庭體育醫藥 | 0 | |
| 5 | 文化藝術類 | 0 | |
| 6 | 知識教育類 | 0 | |
| 7 | 其他 | 0 | |
| Sysmiss | | 956 | |
| Warning: these figures indicate the number of cases found in the data file. They cannot be interpreted as summary statistics of the population of interest. | | | |
| # h4_category.2: H4.請問您最常上網找哪幾種資訊?(複選題)-財經消費類 | | | |
| Information | | [Type= discrete] [Format=numeric] [Range= 1-7] [Missing=*] | |
| Statistics [NW/ W] | | [Valid=784 /-] [Invalid=1216 /-] | |
| Value | Label | Cases | Percentage |
| 1 | 新聞類 | 0 | |
| 2 | 財經消費類 | 784 | |
| 3 | 綜藝娛樂類 | 0 | |
| 4 | 家庭體育醫藥 | 0 | |
| 5 | 文化藝術類 | 0 | |
| 6 | 知識教育類 | 0 | |
| 7 | 其他 | 0 | |
| Sysmiss | | 1216 | |
| Warning: these figures indicate the number of cases found in the data file. They cannot be interpreted as summary statistics of the population of interest. | | | |
| # h4_category.3: H4.請問您最常上網找哪幾種資訊?(複選題)-綜藝娛樂類 | | | |
| Information | | [Type= discrete] [Format=numeric] [Range= 1-7] [Missing=*] | |
| Statistics [NW/ W] | | [Valid=892 /-] [Invalid=1108 /-] | |
| Value | Label | Cases | Percentage |
| 1 | 新聞類 | 0 | |

| # h4_category.3: H4. 請問您最常上網找哪幾種資訊?(複選題)-綜藝娛樂類 | | | |
|---|--|-------|-------------------------------|
| Value | Label | Cases | Percentage |
| 2 | 財經消費類 | 0 | |
| 3 | 綜藝娛樂類 | 892 | <div><div></div></div> 100.0% |
| 4 | 家庭體育醫藥 | 0 | |
| 5 | 文化藝術類 | 0 | |
| 6 | 知識教育類 | 0 | |
| 7 | 其他 | 0 | |
| Sysmiss | | 1108 | |
| Warning: these figures indicate the number of cases found in the data file. They cannot be interpreted as summary statistics of the population of interest. | | | |
| # h4_category.4: H4. 請問您最常上網找哪幾種資訊?(複選題)-家庭體育醫藥 | | | |
| Information | [Type= discrete] [Format=numeric] [Range= 1-7] [Missing=*] | | |
| Statistics [NW/ W] | [Valid=619 -/] [Invalid=1381 -/] | | |
| Value | Label | Cases | Percentage |
| 1 | 新聞類 | 0 | |
| 2 | 財經消費類 | 0 | |
| 3 | 綜藝娛樂類 | 0 | |
| 4 | 家庭體育醫藥 | 619 | <div><div></div></div> 100.0% |
| 5 | 文化藝術類 | 0 | |
| 6 | 知識教育類 | 0 | |
| 7 | 其他 | 0 | |
| Sysmiss | | 1381 | |
| Warning: these figures indicate the number of cases found in the data file. They cannot be interpreted as summary statistics of the population of interest. | | | |
| # h4_category.5: H4. 請問您最常上網找哪幾種資訊?(複選題)-文化藝術類 | | | |
| Information | [Type= discrete] [Format=numeric] [Range= 1-7] [Missing=*] | | |
| Statistics [NW/ W] | [Valid=472 -/] [Invalid=1528 -/] | | |
| Value | Label | Cases | Percentage |
| 1 | 新聞類 | 0 | |
| 2 | 財經消費類 | 0 | |
| 3 | 綜藝娛樂類 | 0 | |
| 4 | 家庭體育醫藥 | 0 | |
| 5 | 文化藝術類 | 472 | <div><div></div></div> 100.0% |
| 6 | 知識教育類 | 0 | |
| 7 | 其他 | 0 | |
| Sysmiss | | 1528 | |
| Warning: these figures indicate the number of cases found in the data file. They cannot be interpreted as summary statistics of the population of interest. | | | |
| # h4_category.6: H4. 請問您最常上網找哪幾種資訊?(複選題)-知識教育類 | | | |
| Information | [Type= discrete] [Format=numeric] [Range= 1-7] [Missing=*] | | |
| Statistics [NW/ W] | [Valid=544 -/] [Invalid=1456 -/] | | |
| Value | Label | Cases | Percentage |
| 1 | 新聞類 | 0 | |
| 2 | 財經消費類 | 0 | |
| 3 | 綜藝娛樂類 | 0 | |
| 4 | 家庭體育醫藥 | 0 | |
| 5 | 文化藝術類 | 0 | |

| # h4_category.6: H4.請問您最常上網找哪幾種資訊?(複選題)-知識教育類 | | | |
|---|---|-------|------------|
| Value | Label | Cases | Percentage |
| 6 | 知識教育類 | 544 | 100.0% |
| 7 | 其他 | 0 | |
| Sysmiss | | 1456 | |
| Warning: these figures indicate the number of cases found in the data file. They cannot be interpreted as summary statistics of the population of interest. | | | |
| # h4_category.7: H4.請問您最常上網找哪幾種資訊?(複選題)-其他 | | | |
| Information | [Type= discrete] [Format=numeric] [Range= 1-7] [Missing=*] | | |
| Statistics [NW/ W] | [Valid=213 /-] [Invalid=1787 /-] | | |
| Value | Label | Cases | Percentage |
| 1 | 新聞類 | 0 | |
| 2 | 財經消費類 | 0 | |
| 3 | 綜藝娛樂類 | 0 | |
| 4 | 家庭體育醫藥 | 0 | |
| 5 | 文化藝術類 | 0 | |
| 6 | 知識教育類 | 0 | |
| 7 | 其他 | 213 | 100.0% |
| Sysmiss | | 1787 | |
| Warning: these figures indicate the number of cases found in the data file. They cannot be interpreted as summary statistics of the population of interest. | | | |
| # h4.1: H4.1.請問您最常上網找哪幾種資訊?(複選題)-社會新聞 | | | |
| Information | [Type= discrete] [Format=numeric] [Range= 1-88] [Missing=*] | | |
| Statistics [NW/ W] | [Valid=688 /-] [Invalid=1312 /-] | | |
| Value | Label | Cases | Percentage |
| 1 | 社會新聞 | 688 | 100.0% |
| 2 | 國際新聞 | 0 | |
| 3 | 氣象 | 0 | |
| 4 | 時事評論 | 0 | |
| 5 | 交通資訊 | 0 | |
| 6 | 消費購物 | 0 | |
| 7 | 觀光旅遊 | 0 | |
| 8 | 財經股市 | 0 | |
| 9 | 美食 | 0 | |
| 10 | 影視娛樂 | 0 | |
| 12 | 音樂歌唱 | 0 | |
| 13 | 戲劇(如廣播劇、單元劇、連續劇等) | 0 | |
| 14 | 益智競賽 | 0 | |
| 15 | 電影(含影集) | 0 | |
| 16 | 家庭生活 | 0 | |
| 17 | 卡通、兒童節目 | 0 | |
| 18 | 體育 | 0 | |
| 19 | 醫療衛生保健 | 0 | |
| 20 | 藝術文化 | 0 | |
| 21 | 文學小說 | 0 | |
| 22 | 宗教 | 0 | |
| 23 | 命理風水占卜 | 0 | |
| 24 | 古典音樂 | 0 | |

h4.1: H4.1.請問您最常上網找哪幾種資訊?(複選題)-社會新聞

| Value | Label | Cases | Percentage |
|---------|-----------------------------|-------|------------|
| 25 | 傳統藝術(如國劇/國樂/民俗藝術/表演藝術/歌仔戲等) | 0 | |
| 26 | 資訊科技 | 0 | |
| 27 | 科學新知 | 0 | |
| 28 | 學術思想 | 0 | |
| 29 | 教學(教育)節目 | 0 | |
| 30 | 社教節目/政令(政策)宣傳/公共(公眾)事務 | 0 | |
| 31 | 法令服務 | 0 | |
| 32 | 求職 | 0 | |
| 33 | 企管行銷 | 0 | |
| 34 | 娛樂新聞 | 0 | |
| 36 | 政治新聞 | 0 | |
| 38 | 情色 | 0 | |
| 39 | 尋人 | 0 | |
| 88 | 其他 | 0 | |
| Sysmiss | | 1312 | |

Warning: these figures indicate the number of cases found in the data file. They cannot be interpreted as summary statistics of the population of interest.

h4.2: H4.2.請問您最常上網找哪幾種資訊?(複選題)-國際新聞

| | |
|--------------------|---|
| Information | [Type= discrete] [Format=numeric] [Range= 1-88] [Missing=*] |
| Statistics [NW/ W] | [Valid=388 /-] [Invalid=1612 /-] |

| Value | Label | Cases | Percentage |
|-------|-----------------------------|-------|------------|
| 1 | 社會新聞 | 0 | |
| 2 | 國際新聞 | 388 | 100.0% |
| 3 | 氣象 | 0 | |
| 4 | 時事評論 | 0 | |
| 5 | 交通資訊 | 0 | |
| 6 | 消費購物 | 0 | |
| 7 | 觀光旅遊 | 0 | |
| 8 | 財經股市 | 0 | |
| 9 | 美食 | 0 | |
| 10 | 影視娛樂 | 0 | |
| 12 | 音樂歌唱 | 0 | |
| 13 | 戲劇(如廣播劇、單元劇、連續劇等) | 0 | |
| 14 | 益智競賽 | 0 | |
| 15 | 電影(含影集) | 0 | |
| 16 | 家庭生活 | 0 | |
| 17 | 卡通、兒童節目 | 0 | |
| 18 | 體育 | 0 | |
| 19 | 醫療衛生保健 | 0 | |
| 20 | 藝術文化 | 0 | |
| 21 | 文學小說 | 0 | |
| 22 | 宗教 | 0 | |
| 23 | 命理風水占卜 | 0 | |
| 24 | 古典音樂 | 0 | |
| 25 | 傳統藝術(如國劇/國樂/民俗藝術/表演藝術/歌仔戲等) | 0 | |

h4.2: H4.2.請問您最常上網找哪幾種資訊?(複選題)-國際新聞

| Value | Label | Cases | Percentage |
|---------|------------------------|-------|------------|
| 26 | 資訊科技 | 0 | |
| 27 | 科學新知 | 0 | |
| 28 | 學術思想 | 0 | |
| 29 | 教學(教育)節目 | 0 | |
| 30 | 社教節目/政令(政策)宣傳/公共(公眾)事務 | 0 | |
| 31 | 法令服務 | 0 | |
| 32 | 求職 | 0 | |
| 33 | 企管行銷 | 0 | |
| 34 | 娛樂新聞 | 0 | |
| 36 | 政治新聞 | 0 | |
| 38 | 情色 | 0 | |
| 39 | 尋人 | 0 | |
| 88 | 其他 | 0 | |
| Sysmiss | | 1612 | |

Warning: these figures indicate the number of cases found in the data file. They cannot be interpreted as summary statistics of the population of interest.

| # h4.3: H4.3.請問您最常上網找哪幾種資訊?(複選題)-氣象 | | | |
|---|-----------------------------|---|------------|
| Information | | [Type= discrete] [Format=numeric] [Range= 1-88] [Missing=*] | |
| Statistics [NW/ W] | | [Valid=500 /-] [Invalid=1500 /-] | |
| Value | Label | Cases | Percentage |
| 1 | 社會新聞 | 0 | |
| 2 | 國際新聞 | 0 | |
| 3 | 氣象 | 500 | 100.0% |
| 4 | 時事評論 | 0 | |
| 5 | 交通資訊 | 0 | |
| 6 | 消費購物 | 0 | |
| 7 | 觀光旅遊 | 0 | |
| 8 | 財經股市 | 0 | |
| 9 | 美食 | 0 | |
| 10 | 影視娛樂 | 0 | |
| 12 | 音樂歌唱 | 0 | |
| 13 | 戲劇(如廣播劇、單元劇、連續劇等) | 0 | |
| 14 | 益智競賽 | 0 | |
| 15 | 電影(含影集) | 0 | |
| 16 | 家庭生活 | 0 | |
| 17 | 卡通、兒童節目 | 0 | |
| 18 | 體育 | 0 | |
| 19 | 醫療衛生保健 | 0 | |
| 20 | 藝術文化 | 0 | |
| 21 | 文學小說 | 0 | |
| 22 | 宗教 | 0 | |
| 23 | 命理風水占卜 | 0 | |
| 24 | 古典音樂 | 0 | |
| 25 | 傳統藝術(如國劇/國樂/民俗藝術/表演藝術/歌仔戲等) | 0 | |
| 26 | 資訊科技 | 0 | |
| 27 | 科學新知 | 0 | |
| 28 | 學術思想 | 0 | |
| 29 | 教學(教育)節目 | 0 | |
| 30 | 社教節目/政令(政策)宣傳/公共(公眾)事務 | 0 | |
| 31 | 法令服務 | 0 | |
| 32 | 求職 | 0 | |
| 33 | 企管行銷 | 0 | |
| 34 | 娛樂新聞 | 0 | |
| 36 | 政治新聞 | 0 | |
| 38 | 情色 | 0 | |
| 39 | 尋人 | 0 | |
| 88 | 其他 | 0 | |
| Sysmiss | | 1500 | |
| Warning: these figures indicate the number of cases found in the data file. They cannot be interpreted as summary statistics of the population of interest. | | | |
| # h4.4: H4.4.請問您最常上網找哪幾種資訊?(複選題)-時事評論 | | | |
| Information | | [Type= discrete] [Format=numeric] [Range= 1-88] [Missing=*] | |
| Statistics [NW/ W] | | [Valid=291 /-] [Invalid=1709 /-] | |

h4.4: H4.4.請問您最常上網找哪幾種資訊?(複選題)-時事評論

| Value | Label | Cases | Percentage |
|---------|-----------------------------|-------|------------|
| 1 | 社會新聞 | 0 | |
| 2 | 國際新聞 | 0 | |
| 3 | 氣象 | 0 | |
| 4 | 時事評論 | 291 | 100.0% |
| 5 | 交通資訊 | 0 | |
| 6 | 消費購物 | 0 | |
| 7 | 觀光旅遊 | 0 | |
| 8 | 財經股市 | 0 | |
| 9 | 美食 | 0 | |
| 10 | 影視娛樂 | 0 | |
| 12 | 音樂歌唱 | 0 | |
| 13 | 戲劇(如廣播劇、單元劇、連續劇等) | 0 | |
| 14 | 益智競賽 | 0 | |
| 15 | 電影(含影集) | 0 | |
| 16 | 家庭生活 | 0 | |
| 17 | 卡通、兒童節目 | 0 | |
| 18 | 體育 | 0 | |
| 19 | 醫療衛生保健 | 0 | |
| 20 | 藝術文化 | 0 | |
| 21 | 文學小說 | 0 | |
| 22 | 宗教 | 0 | |
| 23 | 命理風水占卜 | 0 | |
| 24 | 古典音樂 | 0 | |
| 25 | 傳統藝術(如國劇/國樂/民俗藝術/表演藝術/歌仔戲等) | 0 | |
| 26 | 資訊科技 | 0 | |
| 27 | 科學新知 | 0 | |
| 28 | 學術思想 | 0 | |
| 29 | 教學(教育)節目 | 0 | |
| 30 | 社教節目/政令(政策)宣傳/公共(公眾)事務 | 0 | |
| 31 | 法令服務 | 0 | |
| 32 | 求職 | 0 | |
| 33 | 企管行銷 | 0 | |
| 34 | 娛樂新聞 | 0 | |
| 36 | 政治新聞 | 0 | |
| 38 | 情色 | 0 | |
| 39 | 尋人 | 0 | |
| 88 | 其他 | 0 | |
| Sysmiss | | 1709 | |

Warning: these figures indicate the number of cases found in the data file. They cannot be interpreted as summary statistics of the population of interest.

h4.5: H4.5.請問您最常上網找哪幾種資訊?(複選題)-交通資訊

| Information | [Type= discrete] [Format=numeric] [Range= 1-88] [Missing=*] | | |
|--------------------|---|-------|------------|
| Statistics [NW/ W] | [Valid=244 -/] [Invalid=1756 -/] | | |
| Value | Label | Cases | Percentage |
| 1 | 社會新聞 | 0 | |

| # h4.5: H4.5.請問您最常上網找哪幾種資訊?(複選題)-交通資訊 | | | | |
|---|-----------------------------|---|---|--------|
| Value | Label | Cases | Percentage | |
| 2 | 國際新聞 | 0 |  | |
| 3 | 氣象 | 0 | | |
| 4 | 時事評論 | 0 | | |
| 5 | 交通資訊 | 244 | | 100.0% |
| 6 | 消費購物 | 0 | | |
| 7 | 觀光旅遊 | 0 | | |
| 8 | 財經股市 | 0 | | |
| 9 | 美食 | 0 | | |
| 10 | 影視娛樂 | 0 | | |
| 12 | 音樂歌唱 | 0 | | |
| 13 | 戲劇(如廣播劇、單元劇、連續劇等) | 0 | | |
| 14 | 益智競賽 | 0 | | |
| 15 | 電影(含影集) | 0 | | |
| 16 | 家庭生活 | 0 | | |
| 17 | 卡通、兒童節目 | 0 | | |
| 18 | 體育 | 0 | | |
| 19 | 醫療衛生保健 | 0 | | |
| 20 | 藝術文化 | 0 | | |
| 21 | 文學小說 | 0 | | |
| 22 | 宗教 | 0 | | |
| 23 | 命理風水占卜 | 0 | | |
| 24 | 古典音樂 | 0 | | |
| 25 | 傳統藝術(如國劇/國樂/民俗藝術/表演藝術/歌仔戲等) | 0 | | |
| 26 | 資訊科技 | 0 | | |
| 27 | 科學新知 | 0 | | |
| 28 | 學術思想 | 0 | | |
| 29 | 教學(教育)節目 | 0 | | |
| 30 | 社教節目/政令(政策)宣傳/公共(公眾)事務 | 0 | | |
| 31 | 法令服務 | 0 | | |
| 32 | 求職 | 0 | | |
| 33 | 企管行銷 | 0 | | |
| 34 | 娛樂新聞 | 0 | | |
| 36 | 政治新聞 | 0 | | |
| 38 | 情色 | 0 | | |
| 39 | 尋人 | 0 | | |
| 88 | 其他 | 0 | | |
| Sysmiss | | 1756 | | |
| Warning: these figures indicate the number of cases found in the data file. They cannot be interpreted as summary statistics of the population of interest. | | | | |
| # h4.6: H4.6.請問您最常上網找哪幾種資訊?(複選題)-消費購物 | | | | |
| Information | | [Type= discrete] [Format=numeric] [Range= 1-88] [Missing=*] | | |
| Statistics [NW/ W] | | [Valid=398 /-] [Invalid=1602 /-] | | |
| Value | Label | Cases | Percentage | |
| 1 | 社會新聞 | 0 | | |
| 2 | 國際新聞 | 0 | | |

| # h4.6: H4.6.請問您最常上網找哪幾種資訊?(複選題)-消費購物 | | | | |
|---|-----------------------------|---|---|--------|
| Value | Label | Cases | Percentage | |
| 3 | 氣象 | 0 |  | |
| 4 | 時事評論 | 0 | | |
| 5 | 交通資訊 | 0 | | |
| 6 | 消費購物 | 398 | | 100.0% |
| 7 | 觀光旅遊 | 0 | | |
| 8 | 財經股市 | 0 | | |
| 9 | 美食 | 0 | | |
| 10 | 影視娛樂 | 0 | | |
| 12 | 音樂歌唱 | 0 | | |
| 13 | 戲劇(如廣播劇、單元劇、連續劇等) | 0 | | |
| 14 | 益智競賽 | 0 | | |
| 15 | 電影(含影集) | 0 | | |
| 16 | 家庭生活 | 0 | | |
| 17 | 卡通、兒童節目 | 0 | | |
| 18 | 體育 | 0 | | |
| 19 | 醫療衛生保健 | 0 | | |
| 20 | 藝術文化 | 0 | | |
| 21 | 文學小說 | 0 | | |
| 22 | 宗教 | 0 | | |
| 23 | 命理風水占卜 | 0 | | |
| 24 | 古典音樂 | 0 | | |
| 25 | 傳統藝術(如國劇/國樂/民俗藝術/表演藝術/歌仔戲等) | 0 | | |
| 26 | 資訊科技 | 0 | | |
| 27 | 科學新知 | 0 | | |
| 28 | 學術思想 | 0 | | |
| 29 | 教學(教育)節目 | 0 | | |
| 30 | 社教節目/政令(政策)宣傳/公共(公眾)事務 | 0 | | |
| 31 | 法令服務 | 0 | | |
| 32 | 求職 | 0 | | |
| 33 | 企管行銷 | 0 | | |
| 34 | 娛樂新聞 | 0 | | |
| 36 | 政治新聞 | 0 | | |
| 38 | 情色 | 0 | | |
| 39 | 尋人 | 0 | | |
| 88 | 其他 | 0 | | |
| Sysmiss | | 1602 | | |
| Warning: these figures indicate the number of cases found in the data file. They cannot be interpreted as summary statistics of the population of interest. | | | | |
| # h4.7: H4.7.請問您最常上網找哪幾種資訊?(複選題)-觀光旅遊 | | | | |
| Information | | [Type= discrete] [Format=numeric] [Range= 1-88] [Missing=*] | | |
| Statistics [NW/ W] | | [Valid=398 -] [Invalid=1602 -] | | |
| Value | Label | Cases | Percentage | |
| 1 | 社會新聞 | 0 |  | |
| 2 | 國際新聞 | 0 | | |
| 3 | 氣象 | 0 | | |

| # h4.7: H4.7.請問您最常上網找哪幾種資訊?(複選題)-觀光旅遊 | | | |
|---|---|-------|------------|
| Value | Label | Cases | Percentage |
| 4 | 時事評論 | 0 | |
| 5 | 交通資訊 | 0 | |
| 6 | 消費購物 | 0 | |
| 7 | 觀光旅遊 | 398 | 100.0% |
| 8 | 財經股市 | 0 | |
| 9 | 美食 | 0 | |
| 10 | 影視娛樂 | 0 | |
| 12 | 音樂歌唱 | 0 | |
| 13 | 戲劇(如廣播劇、單元劇、連續劇等) | 0 | |
| 14 | 益智競賽 | 0 | |
| 15 | 電影(含影集) | 0 | |
| 16 | 家庭生活 | 0 | |
| 17 | 卡通、兒童節目 | 0 | |
| 18 | 體育 | 0 | |
| 19 | 醫療衛生保健 | 0 | |
| 20 | 藝術文化 | 0 | |
| 21 | 文學小說 | 0 | |
| 22 | 宗教 | 0 | |
| 23 | 命理風水占卜 | 0 | |
| 24 | 古典音樂 | 0 | |
| 25 | 傳統藝術(如國劇/國樂/民俗藝術/表演藝術/歌仔戲等) | 0 | |
| 26 | 資訊科技 | 0 | |
| 27 | 科學新知 | 0 | |
| 28 | 學術思想 | 0 | |
| 29 | 教學(教育)節目 | 0 | |
| 30 | 社教節目/政令(政策)宣傳/公共(公眾)事務 | 0 | |
| 31 | 法令服務 | 0 | |
| 32 | 求職 | 0 | |
| 33 | 企管行銷 | 0 | |
| 34 | 娛樂新聞 | 0 | |
| 36 | 政治新聞 | 0 | |
| 38 | 情色 | 0 | |
| 39 | 尋人 | 0 | |
| 88 | 其他 | 0 | |
| Sysmiss | | 1602 | |
| Warning: these figures indicate the number of cases found in the data file. They cannot be interpreted as summary statistics of the population of interest. | | | |
| # h4.8: H4.8.請問您最常上網找哪幾種資訊?(複選題)-財經股市 | | | |
| Information | [Type= discrete] [Format=numeric] [Range= 1-88] [Missing=*] | | |
| Statistics [NW/ W] | [Valid=250 /-] [Invalid=1750 /-] | | |
| Value | Label | Cases | Percentage |
| 1 | 社會新聞 | 0 | |
| 2 | 國際新聞 | 0 | |
| 3 | 氣象 | 0 | |
| 4 | 時事評論 | 0 | |


| # h4.8: H4.8.請問您最常上網找哪幾種資訊?(複選題)-財經股市 | | | | |
|---|-----------------------------|---|---|--|
| Value | Label | Cases | Percentage | |
| 5 | 交通資訊 | 0 |  | |
| 6 | 消費購物 | 0 | | |
| 7 | 觀光旅遊 | 0 | | |
| 8 | 財經股市 | 250 | | |
| 9 | 美食 | 0 | | |
| 10 | 影視娛樂 | 0 | | |
| 12 | 音樂歌唱 | 0 | | |
| 13 | 戲劇(如廣播劇、單元劇、連續劇等) | 0 | | |
| 14 | 益智競賽 | 0 | | |
| 15 | 電影(含影集) | 0 | | |
| 16 | 家庭生活 | 0 | | |
| 17 | 卡通、兒童節目 | 0 | | |
| 18 | 體育 | 0 | | |
| 19 | 醫療衛生保健 | 0 | | |
| 20 | 藝術文化 | 0 | | |
| 21 | 文學小說 | 0 | | |
| 22 | 宗教 | 0 | | |
| 23 | 命理風水占卜 | 0 | | |
| 24 | 古典音樂 | 0 | | |
| 25 | 傳統藝術(如國劇/國樂/民俗藝術/表演藝術/歌仔戲等) | 0 | | |
| 26 | 資訊科技 | 0 | | |
| 27 | 科學新知 | 0 | | |
| 28 | 學術思想 | 0 | | |
| 29 | 教學(教育)節目 | 0 | | |
| 30 | 社教節目/政令(政策)宣傳/公共(公眾)事務 | 0 | | |
| 31 | 法令服務 | 0 | | |
| 32 | 求職 | 0 | | |
| 33 | 企管行銷 | 0 | | |
| 34 | 娛樂新聞 | 0 | | |
| 36 | 政治新聞 | 0 | | |
| 38 | 情色 | 0 | | |
| 39 | 尋人 | 0 | | |
| 88 | 其他 | 0 | | |
| Sysmiss | | 1750 | | |
| Warning: these figures indicate the number of cases found in the data file. They cannot be interpreted as summary statistics of the population of interest. | | | | |
| # h4.9: H4.9.請問您最常上網找哪幾種資訊?(複選題)-美食 | | | | |
| Information | | [Type= discrete] [Format=numeric] [Range= 1-88] [Missing=*] | | |
| Statistics [NW/ W] | | [Valid=373 -] [Invalid=1627 -] | | |
| Value | Label | Cases | Percentage | |
| 1 | 社會新聞 | 0 | | |
| 2 | 國際新聞 | 0 | | |
| 3 | 氣象 | 0 | | |
| 4 | 時事評論 | 0 | | |
| 5 | 交通資訊 | 0 | | |

h4.9: H4.9.請問您最常上網找哪幾種資訊?(複選題)-美食


| Value | Label | Cases | Percentage |
|---------|-----------------------------|-------|---|
| 6 | 消費購物 | 0 |  |
| 7 | 觀光旅遊 | 0 | |
| 8 | 財經股市 | 0 | |
| 9 | 美食 | 373 | |
| 10 | 影視娛樂 | 0 | |
| 12 | 音樂歌唱 | 0 | |
| 13 | 戲劇(如廣播劇、單元劇、連續劇等) | 0 | |
| 14 | 益智競賽 | 0 | |
| 15 | 電影(含影集) | 0 | |
| 16 | 家庭生活 | 0 | |
| 17 | 卡通、兒童節目 | 0 | |
| 18 | 體育 | 0 | |
| 19 | 醫療衛生保健 | 0 | |
| 20 | 藝術文化 | 0 | |
| 21 | 文學小說 | 0 | |
| 22 | 宗教 | 0 | |
| 23 | 命理風水占卜 | 0 | |
| 24 | 古典音樂 | 0 | |
| 25 | 傳統藝術(如國劇/國樂/民俗藝術/表演藝術/歌仔戲等) | 0 | |
| 26 | 資訊科技 | 0 | |
| 27 | 科學新知 | 0 | |
| 28 | 學術思想 | 0 | |
| 29 | 教學(教育)節目 | 0 | |
| 30 | 社教節目/政令(政策)宣傳/公共(公眾)事務 | 0 | |
| 31 | 法令服務 | 0 | |
| 32 | 求職 | 0 | |
| 33 | 企管行銷 | 0 | |
| 34 | 娛樂新聞 | 0 | |
| 36 | 政治新聞 | 0 | |
| 38 | 情色 | 0 | |
| 39 | 尋人 | 0 | |
| 88 | 其他 | 0 | |
| Sysmiss | | 1627 | |

Warning: these figures indicate the number of cases found in the data file. They cannot be interpreted as summary statistics of the population of interest.

h4.10: H4.10.請問您最常上網找哪幾種資訊?(複選題)-影視娛樂


| Information | [Type= discrete] [Format=numeric] [Range= 1-88] [Missing=*] | | |
|---------------------------|---|-------|---|
| Statistics [NW/ W] | [Valid=538 -/] [Invalid=1462 -/] | | |
| Value | Label | Cases | Percentage |
| 1 | 社會新聞 | 0 |  |
| 2 | 國際新聞 | 0 | |
| 3 | 氣象 | 0 | |
| 4 | 時事評論 | 0 | |
| 5 | 交通資訊 | 0 | |
| 6 | 消費購物 | 0 | |

h4.10: H4.10.請問您最常上網找哪幾種資訊?(複選題) - 影視娛樂

| Value | Label | Cases | Percentage |
|---------|-----------------------------|-------|--|
| 7 | 觀光旅遊 | 0 |  100.0% |
| 8 | 財經股市 | 0 | |
| 9 | 美食 | 0 | |
| 10 | 影視娛樂 | 538 | |
| 12 | 音樂歌唱 | 0 | |
| 13 | 戲劇(如廣播劇、單元劇、連續劇等) | 0 | |
| 14 | 益智競賽 | 0 | |
| 15 | 電影(含影集) | 0 | |
| 16 | 家庭生活 | 0 | |
| 17 | 卡通、兒童節目 | 0 | |
| 18 | 體育 | 0 | |
| 19 | 醫療衛生保健 | 0 | |
| 20 | 藝術文化 | 0 | |
| 21 | 文學小說 | 0 | |
| 22 | 宗教 | 0 | |
| 23 | 命理風水占卜 | 0 | |
| 24 | 古典音樂 | 0 | |
| 25 | 傳統藝術(如國劇/國樂/民俗藝術/表演藝術/歌仔戲等) | 0 | |
| 26 | 資訊科技 | 0 | |
| 27 | 科學新知 | 0 | |
| 28 | 學術思想 | 0 | |
| 29 | 教學(教育)節目 | 0 | |
| 30 | 社教節目/政令(政策)宣傳/公共(公眾)事務 | 0 | |
| 31 | 法令服務 | 0 | |
| 32 | 求職 | 0 | |
| 33 | 企管行銷 | 0 | |
| 34 | 娛樂新聞 | 0 | |
| 36 | 政治新聞 | 0 | |
| 38 | 情色 | 0 | |
| 39 | 尋人 | 0 | |
| 88 | 其他 | 0 | |
| Sysmiss | | 1462 | |

Warning: these figures indicate the number of cases found in the data file. They cannot be interpreted as summary statistics of the population of interest.


h4.12: H4.12.請問您最常上網找哪幾種資訊?(複選題) - 音樂歌唱

| Information | [Type= discrete] [Format=numeric] [Range= 1-88] [Missing=*] | | |
|--------------------|---|-------|---|
| Statistics [NW/ W] | [Valid=412 /-] [Invalid=1588 /-] | | |
| Value | Label | Cases | Percentage |
| 1 | 社會新聞 | 0 |  |
| 2 | 國際新聞 | 0 | |
| 3 | 氣象 | 0 | |
| 4 | 時事評論 | 0 | |
| 5 | 交通資訊 | 0 | |
| 6 | 消費購物 | 0 | |
| 7 | 觀光旅遊 | 0 | |

| # h4.12: H4.12.請問您最常上網找哪幾種資訊?(複選題)- 音樂歌唱 | | | | |
|---|-----------------------------|---|--|--|
| Value | Label | Cases | Percentage | |
| 8 | 財經股市 | 0 |  100.0% | |
| 9 | 美食 | 0 | | |
| 10 | 影視娛樂 | 0 | | |
| 12 | 音樂歌唱 | 412 | | |
| 13 | 戲劇(如廣播劇、單元劇、連續劇等) | 0 | | |
| 14 | 益智競賽 | 0 | | |
| 15 | 電影(含影集) | 0 | | |
| 16 | 家庭生活 | 0 | | |
| 17 | 卡通、兒童節目 | 0 | | |
| 18 | 體育 | 0 | | |
| 19 | 醫療衛生保健 | 0 | | |
| 20 | 藝術文化 | 0 | | |
| 21 | 文學小說 | 0 | | |
| 22 | 宗教 | 0 | | |
| 23 | 命理風水占卜 | 0 | | |
| 24 | 古典音樂 | 0 | | |
| 25 | 傳統藝術(如國劇/國樂/民俗藝術/表演藝術/歌仔戲等) | 0 | | |
| 26 | 資訊科技 | 0 | | |
| 27 | 科學新知 | 0 | | |
| 28 | 學術思想 | 0 | | |
| 29 | 教學(教育)節目 | 0 | | |
| 30 | 社教節目/政令(政策)宣傳/公共(公眾)事務 | 0 | | |
| 31 | 法令服務 | 0 | | |
| 32 | 求職 | 0 | | |
| 33 | 企管行銷 | 0 | | |
| 34 | 娛樂新聞 | 0 | | |
| 36 | 政治新聞 | 0 | | |
| 38 | 情色 | 0 | | |
| 39 | 尋人 | 0 | | |
| 88 | 其他 | 0 | | |
| Sysmiss | | 1588 | | |
| Warning: these figures indicate the number of cases found in the data file. They cannot be interpreted as summary statistics of the population of interest. | | | | |
| # h4.13: H4.13.請問您最常上網找哪幾種資訊?(複選題)- 戲劇(如廣播劇、單元劇、連續劇等) | | | | |
| Information | | [Type= discrete] [Format=numeric] [Range= 1-88] [Missing=*] | | |
| Statistics [NW/ W] | | [Valid=344 /-] [Invalid=1656 /-] | | |
| Value | Label | Cases | Percentage | |
| 1 | 社會新聞 | 0 |  0% | |
| 2 | 國際新聞 | 0 | | |
| 3 | 氣象 | 0 | | |
| 4 | 時事評論 | 0 | | |
| 5 | 交通資訊 | 0 | | |
| 6 | 消費購物 | 0 | | |
| 7 | 觀光旅遊 | 0 | | |
| 8 | 財經股市 | 0 | | |


| # h4.13: H4.13.請問您最常上網找哪幾種資訊?(複選題)- 戲劇(如廣播劇、單元劇、連續劇等) | | | | |
|---|-----------------------------|---|---|--------|
| Value | Label | Cases | Percentage | |
| 9 | 美食 | 0 |  | |
| 10 | 影視娛樂 | 0 | | |
| 12 | 音樂歌唱 | 0 | | |
| 13 | 戲劇(如廣播劇、單元劇、連續劇等) | 344 | | 100.0% |
| 14 | 益智競賽 | 0 | | |
| 15 | 電影(含影集) | 0 | | |
| 16 | 家庭生活 | 0 | | |
| 17 | 卡通、兒童節目 | 0 | | |
| 18 | 體育 | 0 | | |
| 19 | 醫療衛生保健 | 0 | | |
| 20 | 藝術文化 | 0 | | |
| 21 | 文學小說 | 0 | | |
| 22 | 宗教 | 0 | | |
| 23 | 命理風水占卜 | 0 | | |
| 24 | 古典音樂 | 0 | | |
| 25 | 傳統藝術(如國劇/國樂/民俗藝術/表演藝術/歌仔戲等) | 0 | | |
| 26 | 資訊科技 | 0 | | |
| 27 | 科學新知 | 0 | | |
| 28 | 學術思想 | 0 | | |
| 29 | 教學(教育)節目 | 0 | | |
| 30 | 社教節目/政令(政策)宣傳/公共(公眾)事務 | 0 | | |
| 31 | 法令服務 | 0 | | |
| 32 | 求職 | 0 | | |
| 33 | 企管行銷 | 0 | | |
| 34 | 娛樂新聞 | 0 | | |
| 36 | 政治新聞 | 0 | | |
| 38 | 情色 | 0 | | |
| 39 | 尋人 | 0 | | |
| 88 | 其他 | 0 | | |
| Sysmiss | | 1656 | | |
| Warning: these figures indicate the number of cases found in the data file. They cannot be interpreted as summary statistics of the population of interest. | | | | |
| # h4.14: H4.14.請問您最常上網找哪幾種資訊?(複選題)- 益智競賽 | | | | |
| Information | | [Type= discrete] [Format=numeric] [Range= 1-88] [Missing=*] | | |
| Statistics [NW/ W] | | [Valid=113 /-] [Invalid=1887 /-] | | |
| Value | Label | Cases | Percentage | |
| 1 | 社會新聞 | 0 |  | |
| 2 | 國際新聞 | 0 | | |
| 3 | 氣象 | 0 | | |
| 4 | 時事評論 | 0 | | |
| 5 | 交通資訊 | 0 | | |
| 6 | 消費購物 | 0 | | |
| 7 | 觀光旅遊 | 0 | | |
| 8 | 財經股市 | 0 | | |
| 9 | 美食 | 0 | | |

h4.14: H4.14.請問您最常上網找哪幾種資訊?(複選題)- 益智競賽


| Value | Label | Cases | Percentage |
|---------|-----------------------------|-------|---|
| 10 | 影視娛樂 | 0 |  |
| 12 | 音樂歌唱 | 0 | |
| 13 | 戲劇(如廣播劇、單元劇、連續劇等) | 0 | |
| 14 | 益智競賽 | 113 | |
| 15 | 電影(含影集) | 0 | |
| 16 | 家庭生活 | 0 | |
| 17 | 卡通、兒童節目 | 0 | |
| 18 | 體育 | 0 | |
| 19 | 醫療衛生保健 | 0 | |
| 20 | 藝術文化 | 0 | |
| 21 | 文學小說 | 0 | |
| 22 | 宗教 | 0 | |
| 23 | 命理風水占卜 | 0 | |
| 24 | 古典音樂 | 0 | |
| 25 | 傳統藝術(如國劇/國樂/民俗藝術/表演藝術/歌仔戲等) | 0 | |
| 26 | 資訊科技 | 0 | |
| 27 | 科學新知 | 0 | |
| 28 | 學術思想 | 0 | |
| 29 | 教學(教育)節目 | 0 | |
| 30 | 社教節目/政令(政策)宣傳/公共(公眾)事務 | 0 | |
| 31 | 法令服務 | 0 | |
| 32 | 求職 | 0 | |
| 33 | 企管行銷 | 0 | |
| 34 | 娛樂新聞 | 0 | |
| 36 | 政治新聞 | 0 | |
| 38 | 情色 | 0 | |
| 39 | 尋人 | 0 | |
| 88 | 其他 | 0 | |
| Sysmiss | | 1887 | |

Warning: these figures indicate the number of cases found in the data file. They cannot be interpreted as summary statistics of the population of interest.

h4.15: H4.15.請問您最常上網找哪幾種資訊?(複選題)- 電影(含影集)


| Information | | [Type= discrete] [Format=numeric] [Range= 1-88] [Missing=*] | |
|--------------------|-------|---|---|
| Statistics [NW/ W] | | [Valid=433 /-] [Invalid=1567 /-] | |
| Value | Label | Cases | Percentage |
| 1 | 社會新聞 | 0 |  |
| 2 | 國際新聞 | 0 | |
| 3 | 氣象 | 0 | |
| 4 | 時事評論 | 0 | |
| 5 | 交通資訊 | 0 | |
| 6 | 消費購物 | 0 | |
| 7 | 觀光旅遊 | 0 | |
| 8 | 財經股市 | 0 | |
| 9 | 美食 | 0 | |
| 10 | 影視娛樂 | 0 | |

h4.15: H4.15請問您最常上網找哪幾種資訊?(複選題)-電影(含影集)

| Value | Label | Cases | Percentage |
|---------|-----------------------------|-------|--|
| 12 | 音樂歌唱 | 0 |  100.0% |
| 13 | 戲劇(如廣播劇、單元劇、連續劇等) | 0 | |
| 14 | 益智競賽 | 0 | |
| 15 | 電影(含影集) | 433 | |
| 16 | 家庭生活 | 0 | |
| 17 | 卡通、兒童節目 | 0 | |
| 18 | 體育 | 0 | |
| 19 | 醫療衛生保健 | 0 | |
| 20 | 藝術文化 | 0 | |
| 21 | 文學小說 | 0 | |
| 22 | 宗教 | 0 | |
| 23 | 命理風水占卜 | 0 | |
| 24 | 古典音樂 | 0 | |
| 25 | 傳統藝術(如國劇/國樂/民俗藝術/表演藝術/歌仔戲等) | 0 | |
| 26 | 資訊科技 | 0 | |
| 27 | 科學新知 | 0 | |
| 28 | 學術思想 | 0 | |
| 29 | 教學(教育)節目 | 0 | |
| 30 | 社教節目/政令(政策)宣傳/公共(公眾)事務 | 0 | |
| 31 | 法令服務 | 0 | |
| 32 | 求職 | 0 | |
| 33 | 企管行銷 | 0 | |
| 34 | 娛樂新聞 | 0 | |
| 36 | 政治新聞 | 0 | |
| 38 | 情色 | 0 | |
| 39 | 尋人 | 0 | |
| 88 | 其他 | 0 | |
| Sysmiss | | 1567 | |

Warning: these figures indicate the number of cases found in the data file. They cannot be interpreted as summary statistics of the population of interest.

h4.16: H4.16請問您最常上網找哪幾種資訊?(複選題)-家庭生活

| Information | [Type= discrete] [Format=numeric] [Range= 1-88] [Missing=*] | | |
|---------------------------|---|-------|---|
| Statistics [NW/ W] | [Valid=220 -/] [Invalid=1780 -/] | | |
| Value | Label | Cases | Percentage |
| 1 | 社會新聞 | 0 |  |
| 2 | 國際新聞 | 0 | |
| 3 | 氣象 | 0 | |
| 4 | 時事評論 | 0 | |
| 5 | 交通資訊 | 0 | |
| 6 | 消費購物 | 0 | |
| 7 | 觀光旅遊 | 0 | |
| 8 | 財經股市 | 0 | |
| 9 | 美食 | 0 | |
| 10 | 影視娛樂 | 0 | |
| 12 | 音樂歌唱 | 0 | |

h4.16: H4.16.請問您最常上網找哪幾種資訊?(複選題)-家庭生活

| Value | Label | Cases | Percentage |
|---------|-----------------------------|-------|------------|
| 13 | 戲劇(如廣播劇、單元劇、連續劇等) | 0 | |
| 14 | 益智競賽 | 0 | |
| 15 | 電影(含影集) | 0 | |
| 16 | 家庭生活 | 220 | 100.0% |
| 17 | 卡通、兒童節目 | 0 | |
| 18 | 體育 | 0 | |
| 19 | 醫療衛生保健 | 0 | |
| 20 | 藝術文化 | 0 | |
| 21 | 文學小說 | 0 | |
| 22 | 宗教 | 0 | |
| 23 | 命理風水占卜 | 0 | |
| 24 | 古典音樂 | 0 | |
| 25 | 傳統藝術(如國劇/國樂/民俗藝術/表演藝術/歌仔戲等) | 0 | |
| 26 | 資訊科技 | 0 | |
| 27 | 科學新知 | 0 | |
| 28 | 學術思想 | 0 | |
| 29 | 教學(教育)節目 | 0 | |
| 30 | 社教節目/政令(政策)宣傳/公共(公眾)事務 | 0 | |
| 31 | 法令服務 | 0 | |
| 32 | 求職 | 0 | |
| 33 | 企管行銷 | 0 | |
| 34 | 娛樂新聞 | 0 | |
| 36 | 政治新聞 | 0 | |
| 38 | 情色 | 0 | |
| 39 | 尋人 | 0 | |
| 88 | 其他 | 0 | |
| Sysmiss | | 1780 | |

Warning: these figures indicate the number of cases found in the data file. They cannot be interpreted as summary statistics of the population of interest.

h4.17: H4.17.請問您最常上網找哪幾種資訊?(複選題)-卡通、兒童節目

| | |
|--------------------|---|
| Information | [Type= discrete] [Format=numeric] [Range= 1-88] [Missing=*] |
| Statistics [NW/ W] | [Valid=130 /-] [Invalid=1870 /-] |

| Value | Label | Cases | Percentage |
|-------|-------------------|-------|------------|
| 1 | 社會新聞 | 0 | |
| 2 | 國際新聞 | 0 | |
| 3 | 氣象 | 0 | |
| 4 | 時事評論 | 0 | |
| 5 | 交通資訊 | 0 | |
| 6 | 消費購物 | 0 | |
| 7 | 觀光旅遊 | 0 | |
| 8 | 財經股市 | 0 | |
| 9 | 美食 | 0 | |
| 10 | 影視娛樂 | 0 | |
| 12 | 音樂歌唱 | 0 | |
| 13 | 戲劇(如廣播劇、單元劇、連續劇等) | 0 | |

| # h4.17: H4.17.請問您最常上網找哪幾種資訊?(複選題)-卡通、兒童節目 | | | | |
|---|-----------------------------|---|---|--------|
| Value | Label | Cases | Percentage | |
| 14 | 益智競賽 | 0 |  | |
| 15 | 電影(含影集) | 0 | | |
| 16 | 家庭生活 | 0 | | |
| 17 | 卡通、兒童節目 | 130 | | 100.0% |
| 18 | 體育 | 0 | | |
| 19 | 醫療衛生保健 | 0 | | |
| 20 | 藝術文化 | 0 | | |
| 21 | 文學小說 | 0 | | |
| 22 | 宗教 | 0 | | |
| 23 | 命理風水占卜 | 0 | | |
| 24 | 古典音樂 | 0 | | |
| 25 | 傳統藝術(如國劇/國樂/民俗藝術/表演藝術/歌仔戲等) | 0 | | |
| 26 | 資訊科技 | 0 | | |
| 27 | 科學新知 | 0 | | |
| 28 | 學術思想 | 0 | | |
| 29 | 教學(教育)節目 | 0 | | |
| 30 | 社教節目/政令(政策)宣傳/公共(公眾)事務 | 0 | | |
| 31 | 法令服務 | 0 | | |
| 32 | 求職 | 0 | | |
| 33 | 企管行銷 | 0 | | |
| 34 | 娛樂新聞 | 0 | | |
| 36 | 政治新聞 | 0 | | |
| 38 | 情色 | 0 | | |
| 39 | 尋人 | 0 | | |
| 88 | 其他 | 0 | | |
| Sysmiss | | 1870 | | |
| Warning: these figures indicate the number of cases found in the data file. They cannot be interpreted as summary statistics of the population of interest. | | | | |
| # h4.18: H4.18.請問您最常上網找哪幾種資訊?(複選題)-體育 | | | | |
| Information | | [Type= discrete] [Format=numeric] [Range= 1-88] [Missing=*] | | |
| Statistics [NW/ W] | | [Valid=260 /-] [Invalid=1740 /-] | | |
| Value | Label | Cases | Percentage | |
| 1 | 社會新聞 | 0 |  | |
| 2 | 國際新聞 | 0 | | |
| 3 | 氣象 | 0 | | |
| 4 | 時事評論 | 0 | | |
| 5 | 交通資訊 | 0 | | |
| 6 | 消費購物 | 0 | | |
| 7 | 觀光旅遊 | 0 | | |
| 8 | 財經股市 | 0 | | |
| 9 | 美食 | 0 | | |
| 10 | 影視娛樂 | 0 | | |
| 12 | 音樂歌唱 | 0 | | |
| 13 | 戲劇(如廣播劇、單元劇、連續劇等) | 0 | | |
| 14 | 益智競賽 | 0 | | |

h4.18: H4.18.請問您最常上網找哪幾種資訊?(複選題)-體育

| Value | Label | Cases | Percentage |
|---------|-----------------------------|-------|------------|
| 15 | 電影 (含影集) | 0 | |
| 16 | 家庭生活 | 0 | |
| 17 | 卡通、兒童節目 | 0 | |
| 18 | 體育 | 260 | 100.0% |
| 19 | 醫療衛生保健 | 0 | |
| 20 | 藝術文化 | 0 | |
| 21 | 文學小說 | 0 | |
| 22 | 宗教 | 0 | |
| 23 | 命理風水占卜 | 0 | |
| 24 | 古典音樂 | 0 | |
| 25 | 傳統藝術(如國劇/國樂/民俗藝術/表演藝術/歌仔戲等) | 0 | |
| 26 | 資訊科技 | 0 | |
| 27 | 科學新知 | 0 | |
| 28 | 學術思想 | 0 | |
| 29 | 教學(教育)節目 | 0 | |
| 30 | 社教節目/政令(政策)宣傳/公共(公眾)事務 | 0 | |
| 31 | 法令服務 | 0 | |
| 32 | 求職 | 0 | |
| 33 | 企管行銷 | 0 | |
| 34 | 娛樂新聞 | 0 | |
| 36 | 政治新聞 | 0 | |
| 38 | 情色 | 0 | |
| 39 | 尋人 | 0 | |
| 88 | 其他 | 0 | |
| Sysmiss | | 1740 | |

Warning: these figures indicate the number of cases found in the data file. They cannot be interpreted as summary statistics of the population of interest.

h4.19: H4.19.請問您最常上網找哪幾種資訊?(複選題)-醫療衛生保健

| Information | [Type= discrete] [Format=numeric] [Range= 1-88] [Missing=*] | | |
|---------------------------|---|-------|------------|
| Statistics [NW/ W] | [Valid=275 -/] [Invalid=1725 -/] | | |
| Value | Label | Cases | Percentage |
| 1 | 社會新聞 | 0 | |
| 2 | 國際新聞 | 0 | |
| 3 | 氣象 | 0 | |
| 4 | 時事評論 | 0 | |
| 5 | 交通資訊 | 0 | |
| 6 | 消費購物 | 0 | |
| 7 | 觀光旅遊 | 0 | |
| 8 | 財經股市 | 0 | |
| 9 | 美食 | 0 | |
| 10 | 影視娛樂 | 0 | |
| 12 | 音樂歌唱 | 0 | |
| 13 | 戲劇(如廣播劇、單元劇、連續劇等) | 0 | |
| 14 | 益智競賽 | 0 | |
| 15 | 電影 (含影集) | 0 | |

h4.19: H4.19請問您最常上網找哪幾種資訊?(複選題)-醫療衛生保健

| Value | Label | Cases | Percentage |
|---------|-----------------------------|-------|------------|
| 16 | 家庭生活 | 0 | |
| 17 | 卡通、兒童節目 | 0 | |
| 18 | 體育 | 0 | |
| 19 | 醫療衛生保健 | 275 | 100.0% |
| 20 | 藝術文化 | 0 | |
| 21 | 文學小說 | 0 | |
| 22 | 宗教 | 0 | |
| 23 | 命理風水占卜 | 0 | |
| 24 | 古典音樂 | 0 | |
| 25 | 傳統藝術(如國劇/國樂/民俗藝術/表演藝術/歌仔戲等) | 0 | |
| 26 | 資訊科技 | 0 | |
| 27 | 科學新知 | 0 | |
| 28 | 學術思想 | 0 | |
| 29 | 教學(教育)節目 | 0 | |
| 30 | 社教節目/政令(政策)宣傳/公共(公眾)事務 | 0 | |
| 31 | 法令服務 | 0 | |
| 32 | 求職 | 0 | |
| 33 | 企管行銷 | 0 | |
| 34 | 娛樂新聞 | 0 | |
| 36 | 政治新聞 | 0 | |
| 38 | 情色 | 0 | |
| 39 | 尋人 | 0 | |
| 88 | 其他 | 0 | |
| Sysmiss | | 1725 | |

Warning: these figures indicate the number of cases found in the data file. They cannot be interpreted as summary statistics of the population of interest.

h4.20: H4.20請問您最常上網找哪幾種資訊?(複選題)-藝術文化

| Information | | [Type= discrete] [Format=numeric] [Range= 1-88] [Missing=*] | |
|--------------------|-------------------|---|------------|
| Statistics [NW/ W] | | [Valid=229 /-] [Invalid=1771 /-] | |
| Value | Label | Cases | Percentage |
| 1 | 社會新聞 | 0 | |
| 2 | 國際新聞 | 0 | |
| 3 | 氣象 | 0 | |
| 4 | 時事評論 | 0 | |
| 5 | 交通資訊 | 0 | |
| 6 | 消費購物 | 0 | |
| 7 | 觀光旅遊 | 0 | |
| 8 | 財經股市 | 0 | |
| 9 | 美食 | 0 | |
| 10 | 影視娛樂 | 0 | |
| 12 | 音樂歌唱 | 0 | |
| 13 | 戲劇(如廣播劇、單元劇、連續劇等) | 0 | |
| 14 | 益智競賽 | 0 | |
| 15 | 電影(含影集) | 0 | |
| 16 | 家庭生活 | 0 | |

h4.20: H4.20 請問您最常上網找哪幾種資訊?(複選題)- 藝術文化

| Value | Label | Cases | Percentage |
|---------|-----------------------------|-------|------------|
| 17 | 卡通、兒童節目 | 0 | |
| 18 | 體育 | 0 | |
| 19 | 醫療衛生保健 | 0 | |
| 20 | 藝術文化 | 229 | 100.0% |
| 21 | 文學小說 | 0 | |
| 22 | 宗教 | 0 | |
| 23 | 命理風水占卜 | 0 | |
| 24 | 古典音樂 | 0 | |
| 25 | 傳統藝術(如國劇/國樂/民俗藝術/表演藝術/歌仔戲等) | 0 | |
| 26 | 資訊科技 | 0 | |
| 27 | 科學新知 | 0 | |
| 28 | 學術思想 | 0 | |
| 29 | 教學(教育)節目 | 0 | |
| 30 | 社教節目/政令(政策)宣傳/公共(公眾)事務 | 0 | |
| 31 | 法令服務 | 0 | |
| 32 | 求職 | 0 | |
| 33 | 企管行銷 | 0 | |
| 34 | 娛樂新聞 | 0 | |
| 36 | 政治新聞 | 0 | |
| 38 | 情色 | 0 | |
| 39 | 尋人 | 0 | |
| 88 | 其他 | 0 | |
| Sysmiss | | 1771 | |

Warning: these figures indicate the number of cases found in the data file. They cannot be interpreted as summary statistics of the population of interest.

h4.21: H4.21 請問您最常上網找哪幾種資訊?(複選題)- 文學小說

| Information | [Type= discrete] [Format=numeric] [Range= 1-88] [Missing=*] | | |
|---------------------------|---|-------|------------|
| Statistics [NW/ W] | [Valid=147 /-] [Invalid=1853 /-] | | |
| Value | Label | Cases | Percentage |
| 1 | 社會新聞 | 0 | |
| 2 | 國際新聞 | 0 | |
| 3 | 氣象 | 0 | |
| 4 | 時事評論 | 0 | |
| 5 | 交通資訊 | 0 | |
| 6 | 消費購物 | 0 | |
| 7 | 觀光旅遊 | 0 | |
| 8 | 財經股市 | 0 | |
| 9 | 美食 | 0 | |
| 10 | 影視娛樂 | 0 | |
| 12 | 音樂歌唱 | 0 | |
| 13 | 戲劇(如廣播劇、單元劇、連續劇等) | 0 | |
| 14 | 益智競賽 | 0 | |
| 15 | 電影(含影集) | 0 | |
| 16 | 家庭生活 | 0 | |
| 17 | 卡通、兒童節目 | 0 | |

h4.21: H4.21.請問您最常上網找哪幾種資訊?(複選題)-文學小說

| Value | Label | Cases | Percentage |
|---------|-----------------------------|-------|------------|
| 18 | 體育 | 0 | |
| 19 | 醫療衛生保健 | 0 | |
| 20 | 藝術文化 | 0 | |
| 21 | 文學小說 | 147 | 100.0% |
| 22 | 宗教 | 0 | |
| 23 | 命理風水占卜 | 0 | |
| 24 | 古典音樂 | 0 | |
| 25 | 傳統藝術(如國劇/國樂/民俗藝術/表演藝術/歌仔戲等) | 0 | |
| 26 | 資訊科技 | 0 | |
| 27 | 科學新知 | 0 | |
| 28 | 學術思想 | 0 | |
| 29 | 教學(教育)節目 | 0 | |
| 30 | 社教節目/政令(政策)宣傳/公共(公眾)事務 | 0 | |
| 31 | 法令服務 | 0 | |
| 32 | 求職 | 0 | |
| 33 | 企管行銷 | 0 | |
| 34 | 娛樂新聞 | 0 | |
| 36 | 政治新聞 | 0 | |
| 38 | 情色 | 0 | |
| 39 | 尋人 | 0 | |
| 88 | 其他 | 0 | |
| Sysmiss | | 1853 | |

Warning: these figures indicate the number of cases found in the data file. They cannot be interpreted as summary statistics of the population of interest.

h4.22: H4.22.請問您最常上網找哪幾種資訊?(複選題)-宗教

| | |
|--------------------|---|
| Information | [Type= discrete] [Format=numeric] [Range= 1-88] [Missing=*] |
| Statistics [NW/ W] | [Valid=47 /-] [Invalid=1953 /-] |

| Value | Label | Cases | Percentage |
|-------|-------------------|-------|------------|
| 1 | 社會新聞 | 0 | |
| 2 | 國際新聞 | 0 | |
| 3 | 氣象 | 0 | |
| 4 | 時事評論 | 0 | |
| 5 | 交通資訊 | 0 | |
| 6 | 消費購物 | 0 | |
| 7 | 觀光旅遊 | 0 | |
| 8 | 財經股市 | 0 | |
| 9 | 美食 | 0 | |
| 10 | 影視娛樂 | 0 | |
| 12 | 音樂歌唱 | 0 | |
| 13 | 戲劇(如廣播劇、單元劇、連續劇等) | 0 | |
| 14 | 益智競賽 | 0 | |
| 15 | 電影(含影集) | 0 | |
| 16 | 家庭生活 | 0 | |
| 17 | 卡通、兒童節目 | 0 | |
| 18 | 體育 | 0 | |

h4.22: H4.22.請問您最常上網找哪幾種資訊?(複選題)-宗教

| Value | Label | Cases | Percentage |
|---------|-----------------------------|-------|------------|
| 19 | 醫療衛生保健 | 0 | |
| 20 | 藝術文化 | 0 | |
| 21 | 文學小說 | 0 | |
| 22 | 宗教 | 47 | 100.0% |
| 23 | 命理風水占卜 | 0 | |
| 24 | 古典音樂 | 0 | |
| 25 | 傳統藝術(如國劇/國樂/民俗藝術/表演藝術/歌仔戲等) | 0 | |
| 26 | 資訊科技 | 0 | |
| 27 | 科學新知 | 0 | |
| 28 | 學術思想 | 0 | |
| 29 | 教學(教育)節目 | 0 | |
| 30 | 社教節目/政令(政策)宣傳/公共(公眾)事務 | 0 | |
| 31 | 法令服務 | 0 | |
| 32 | 求職 | 0 | |
| 33 | 企管行銷 | 0 | |
| 34 | 娛樂新聞 | 0 | |
| 36 | 政治新聞 | 0 | |
| 38 | 情色 | 0 | |
| 39 | 尋人 | 0 | |
| 88 | 其他 | 0 | |
| Sysmiss | | 1953 | |

Warning: these figures indicate the number of cases found in the data file. They cannot be interpreted as summary statistics of the population of interest.

h4.23: H4.23.請問您最常上網找哪幾種資訊?(複選題)-命理風水占卜

| | |
|--------------------|---|
| Information | [Type= discrete] [Format=numeric] [Range= 1-88] [Missing=*] |
| Statistics [NW/ W] | [Valid=102 /-] [Invalid=1898 /-] |


| Value | Label | Cases | Percentage |
|-------|-------------------|-------|------------|
| 1 | 社會新聞 | 0 | |
| 2 | 國際新聞 | 0 | |
| 3 | 氣象 | 0 | |
| 4 | 時事評論 | 0 | |
| 5 | 交通資訊 | 0 | |
| 6 | 消費購物 | 0 | |
| 7 | 觀光旅遊 | 0 | |
| 8 | 財經股市 | 0 | |
| 9 | 美食 | 0 | |
| 10 | 影視娛樂 | 0 | |
| 12 | 音樂歌唱 | 0 | |
| 13 | 戲劇(如廣播劇、單元劇、連續劇等) | 0 | |
| 14 | 益智競賽 | 0 | |
| 15 | 電影(含影集) | 0 | |
| 16 | 家庭生活 | 0 | |
| 17 | 卡通、兒童節目 | 0 | |
| 18 | 體育 | 0 | |
| 19 | 醫療衛生保健 | 0 | |

h4.23: H4.23.請問您最常上網找哪幾種資訊?(複選題)-命理風水占卜


| Value | Label | Cases | Percentage |
|---------|-----------------------------|-------|--|
| 20 | 藝術文化 | 0 |  100.0% |
| 21 | 文學小說 | 0 | |
| 22 | 宗教 | 0 | |
| 23 | 命理風水占卜 | 102 | |
| 24 | 古典音樂 | 0 | |
| 25 | 傳統藝術(如國劇/國樂/民俗藝術/表演藝術/歌仔戲等) | 0 | |
| 26 | 資訊科技 | 0 | |
| 27 | 科學新知 | 0 | |
| 28 | 學術思想 | 0 | |
| 29 | 教學(教育)節目 | 0 | |
| 30 | 社教節目/政令(政策)宣傳/公共(公眾)事務 | 0 | |
| 31 | 法令服務 | 0 | |
| 32 | 求職 | 0 | |
| 33 | 企管行銷 | 0 | |
| 34 | 娛樂新聞 | 0 | |
| 36 | 政治新聞 | 0 | |
| 38 | 情色 | 0 | |
| 39 | 尋人 | 0 | |
| 88 | 其他 | 0 | |
| Sysmiss | | 1898 | |

Warning: these figures indicate the number of cases found in the data file. They cannot be interpreted as summary statistics of the population of interest.

h4.24: H4.24.請問您最常上網找哪幾種資訊?(複選題)-古典音樂

| Information | | [Type= discrete] [Format=numeric] [Range= 1-88] [Missing=*] | |
|--------------------|-------------------|---|---|
| Statistics [NW/ W] | | [Valid=83 /-] [Invalid=1917 /-] | |
| Value | Label | Cases | Percentage |
| 1 | 社會新聞 | 0 |  |
| 2 | 國際新聞 | 0 | |
| 3 | 氣象 | 0 | |
| 4 | 時事評論 | 0 | |
| 5 | 交通資訊 | 0 | |
| 6 | 消費購物 | 0 | |
| 7 | 觀光旅遊 | 0 | |
| 8 | 財經股市 | 0 | |
| 9 | 美食 | 0 | |
| 10 | 影視娛樂 | 0 | |
| 12 | 音樂歌唱 | 0 | |
| 13 | 戲劇(如廣播劇、單元劇、連續劇等) | 0 | |
| 14 | 益智競賽 | 0 | |
| 15 | 電影(含影集) | 0 | |
| 16 | 家庭生活 | 0 | |
| 17 | 卡通、兒童節目 | 0 | |
| 18 | 體育 | 0 | |
| 19 | 醫療衛生保健 | 0 | |
| 20 | 藝術文化 | 0 | |


h4.24: H4.24.請問您最常上網找哪幾種資訊?(複選題)- 古典音樂

| Value | Label | Cases | Percentage |
|---------|-----------------------------|-------|--|
| 21 | 文學小說 | 0 |  100.0% |
| 22 | 宗教 | 0 | |
| 23 | 命理風水占卜 | 0 | |
| 24 | 古典音樂 | 83 | |
| 25 | 傳統藝術(如國劇/國樂/民俗藝術/表演藝術/歌仔戲等) | 0 | |
| 26 | 資訊科技 | 0 | |
| 27 | 科學新知 | 0 | |
| 28 | 學術思想 | 0 | |
| 29 | 教學(教育)節目 | 0 | |
| 30 | 社教節目/政令(政策)宣傳/公共(公眾)事務 | 0 | |
| 31 | 法令服務 | 0 | |
| 32 | 求職 | 0 | |
| 33 | 企管行銷 | 0 | |
| 34 | 娛樂新聞 | 0 | |
| 36 | 政治新聞 | 0 | |
| 38 | 情色 | 0 | |
| 39 | 尋人 | 0 | |
| 88 | 其他 | 0 | |
| Sysmiss | | 1917 | |

Warning: these figures indicate the number of cases found in the data file. They cannot be interpreted as summary statistics of the population of interest.

h4.25: H4.25.請問您最常上網找哪幾種資訊?(複選題)-傳統藝術(如國劇/國樂/民俗藝術/表演藝術/歌仔戲等)

| | |
|--------------------|---|
| Information | [Type= discrete] [Format=numeric] [Range= 1-88] [Missing=*] |
| Statistics [NW/ W] | [Valid=49 /-] [Invalid=1951 /-] |

| Value | Label | Cases | Percentage |
|-------|-------------------|-------|---|
| 1 | 社會新聞 | 0 |  |
| 2 | 國際新聞 | 0 | |
| 3 | 氣象 | 0 | |
| 4 | 時事評論 | 0 | |
| 5 | 交通資訊 | 0 | |
| 6 | 消費購物 | 0 | |
| 7 | 觀光旅遊 | 0 | |
| 8 | 財經股市 | 0 | |
| 9 | 美食 | 0 | |
| 10 | 影視娛樂 | 0 | |
| 12 | 音樂歌唱 | 0 | |
| 13 | 戲劇(如廣播劇、單元劇、連續劇等) | 0 | |
| 14 | 益智競賽 | 0 | |
| 15 | 電影(含影集) | 0 | |
| 16 | 家庭生活 | 0 | |
| 17 | 卡通、兒童節目 | 0 | |
| 18 | 體育 | 0 | |
| 19 | 醫療衛生保健 | 0 | |
| 20 | 藝術文化 | 0 | |
| 21 | 文學小說 | 0 | |

h4.25: H4.25.請問您最常上網找哪幾種資訊?(複選題)-傳統藝術(如國劇/國樂/民俗藝術/表演藝術/歌仔戲等)

| Value | Label | Cases | Percentage |
|---------|-----------------------------|-------|------------|
| 22 | 宗教 | 0 | 100.0% |
| 23 | 命理風水占卜 | 0 | |
| 24 | 古典音樂 | 0 | |
| 25 | 傳統藝術(如國劇/國樂/民俗藝術/表演藝術/歌仔戲等) | 49 | |
| 26 | 資訊科技 | 0 | |
| 27 | 科學新知 | 0 | |
| 28 | 學術思想 | 0 | |
| 29 | 教學(教育)節目 | 0 | |
| 30 | 社教節目/政令(政策)宣傳/公共(公眾)事務 | 0 | |
| 31 | 法令服務 | 0 | |
| 32 | 求職 | 0 | |
| 33 | 企管行銷 | 0 | |
| 34 | 娛樂新聞 | 0 | |
| 36 | 政治新聞 | 0 | |
| 38 | 情色 | 0 | |
| 39 | 尋人 | 0 | |
| 88 | 其他 | 0 | |
| Sysmiss | | 1951 | |


Warning: these figures indicate the number of cases found in the data file. They cannot be interpreted as summary statistics of the population of interest.

h4.26: H4.26.請問您最常上網找哪幾種資訊?(複選題)-資訊科技

| | |
|--------------------|---|
| Information | [Type= discrete] [Format=numeric] [Range= 1-88] [Missing=*] |
| Statistics [NW/ W] | [Valid=337 /-] [Invalid=1663 /-] |

| Value | Label | Cases | Percentage |
|-------|-------------------|-------|------------|
| 1 | 社會新聞 | 0 | |
| 2 | 國際新聞 | 0 | |
| 3 | 氣象 | 0 | |
| 4 | 時事評論 | 0 | |
| 5 | 交通資訊 | 0 | |
| 6 | 消費購物 | 0 | |
| 7 | 觀光旅遊 | 0 | |
| 8 | 財經股市 | 0 | |
| 9 | 美食 | 0 | |
| 10 | 影視娛樂 | 0 | |
| 12 | 音樂歌唱 | 0 | |
| 13 | 戲劇(如廣播劇、單元劇、連續劇等) | 0 | |
| 14 | 益智競賽 | 0 | |
| 15 | 電影(含影集) | 0 | |
| 16 | 家庭生活 | 0 | |
| 17 | 卡通、兒童節目 | 0 | |
| 18 | 體育 | 0 | |
| 19 | 醫療衛生保健 | 0 | |
| 20 | 藝術文化 | 0 | |
| 21 | 文學小說 | 0 | |
| 22 | 宗教 | 0 | |


h4.26: H4.26.請問您最常上網找哪幾種資訊?(複選題)- 資訊科技

| Value | Label | Cases | Percentage |
|---------|-----------------------------|-------|--|
| 23 | 命理風水占卜 | 0 |  100.0% |
| 24 | 古典音樂 | 0 | |
| 25 | 傳統藝術(如國劇/國樂/民俗藝術/表演藝術/歌仔戲等) | 0 | |
| 26 | 資訊科技 | 337 | |
| 27 | 科學新知 | 0 | |
| 28 | 學術思想 | 0 | |
| 29 | 教學(教育)節目 | 0 | |
| 30 | 社教節目/政令(政策)宣傳/公共(公眾)事務 | 0 | |
| 31 | 法令服務 | 0 | |
| 32 | 求職 | 0 | |
| 33 | 企管行銷 | 0 | |
| 34 | 娛樂新聞 | 0 | |
| 36 | 政治新聞 | 0 | |
| 38 | 情色 | 0 | |
| 39 | 尋人 | 0 | |
| 88 | 其他 | 0 | |
| Sysmiss | | 1663 | |


Warning: these figures indicate the number of cases found in the data file. They cannot be interpreted as summary statistics of the population of interest.

h4.27: H4.27.請問您最常上網找哪幾種資訊?(複選題)- 科學新知

| | |
|--------------------|---|
| Information | [Type= discrete] [Format=numeric] [Range= 1-88] [Missing=*] |
| Statistics [NW/ W] | [Valid=230 -] [Invalid=1770 -] |

| Value | Label | Cases | Percentage |
|-------|-------------------|-------|---|
| 1 | 社會新聞 | 0 |  |
| 2 | 國際新聞 | 0 | |
| 3 | 氣象 | 0 | |
| 4 | 時事評論 | 0 | |
| 5 | 交通資訊 | 0 | |
| 6 | 消費購物 | 0 | |
| 7 | 觀光旅遊 | 0 | |
| 8 | 財經股市 | 0 | |
| 9 | 美食 | 0 | |
| 10 | 影視娛樂 | 0 | |
| 12 | 音樂歌唱 | 0 | |
| 13 | 戲劇(如廣播劇、單元劇、連續劇等) | 0 | |
| 14 | 益智競賽 | 0 | |
| 15 | 電影(含影集) | 0 | |
| 16 | 家庭生活 | 0 | |
| 17 | 卡通、兒童節目 | 0 | |
| 18 | 體育 | 0 | |
| 19 | 醫療衛生保健 | 0 | |
| 20 | 藝術文化 | 0 | |
| 21 | 文學小說 | 0 | |
| 22 | 宗教 | 0 | |
| 23 | 命理風水占卜 | 0 | |


h4.27: H4.27.請問您最常上網找哪幾種資訊?(複選題)-科學新知

| Value | Label | Cases | Percentage |
|---------|-----------------------------|-------|--|
| 24 | 古典音樂 | 0 |  100.0% |
| 25 | 傳統藝術(如國劇/國樂/民俗藝術/表演藝術/歌仔戲等) | 0 | |
| 26 | 資訊科技 | 0 | |
| 27 | 科學新知 | 230 | |
| 28 | 學術思想 | 0 | |
| 29 | 教學(教育)節目 | 0 | |
| 30 | 社教節目/政令(政策)宣傳/公共(公眾)事務 | 0 | |
| 31 | 法令服務 | 0 | |
| 32 | 求職 | 0 | |
| 33 | 企管行銷 | 0 | |
| 34 | 娛樂新聞 | 0 | |
| 36 | 政治新聞 | 0 | |
| 38 | 情色 | 0 | |
| 39 | 尋人 | 0 | |
| 88 | 其他 | 0 | |
| Sysmiss | | 1770 | |


Warning: these figures indicate the number of cases found in the data file. They cannot be interpreted as summary statistics of the population of interest.

h4.28: H4.28.請問您最常上網找哪幾種資訊?(複選題)-學術思想

| | |
|--------------------|---|
| Information | [Type= discrete] [Format=numeric] [Range= 1-88] [Missing=*] |
| Statistics [NW/ W] | [Valid=96 /-] [Invalid=1904 /-] |

| Value | Label | Cases | Percentage |
|-------|-------------------|-------|---|
| 1 | 社會新聞 | 0 |  |
| 2 | 國際新聞 | 0 | |
| 3 | 氣象 | 0 | |
| 4 | 時事評論 | 0 | |
| 5 | 交通資訊 | 0 | |
| 6 | 消費購物 | 0 | |
| 7 | 觀光旅遊 | 0 | |
| 8 | 財經股市 | 0 | |
| 9 | 美食 | 0 | |
| 10 | 影視娛樂 | 0 | |
| 12 | 音樂歌唱 | 0 | |
| 13 | 戲劇(如廣播劇、單元劇、連續劇等) | 0 | |
| 14 | 益智競賽 | 0 | |
| 15 | 電影(含影集) | 0 | |
| 16 | 家庭生活 | 0 | |
| 17 | 卡通、兒童節目 | 0 | |
| 18 | 體育 | 0 | |
| 19 | 醫療衛生保健 | 0 | |
| 20 | 藝術文化 | 0 | |
| 21 | 文學小說 | 0 | |
| 22 | 宗教 | 0 | |
| 23 | 命理風水占卜 | 0 | |
| 24 | 古典音樂 | 0 | |


h4.28: H4.28.請問您最常上網找哪幾種資訊?(複選題)-學術思想

| Value | Label | Cases | Percentage |
|---------|-----------------------------|-------|--|
| 25 | 傳統藝術(如國劇/國樂/民俗藝術/表演藝術/歌仔戲等) | 0 |  100.0% |
| 26 | 資訊科技 | 0 | |
| 27 | 科學新知 | 0 | |
| 28 | 學術思想 | 96 | |
| 29 | 教學(教育)節目 | 0 | |
| 30 | 社教節目/政令(政策)宣傳/公共(公眾)事務 | 0 | |
| 31 | 法令服務 | 0 | |
| 32 | 求職 | 0 | |
| 33 | 企管行銷 | 0 | |
| 34 | 娛樂新聞 | 0 | |
| 36 | 政治新聞 | 0 | |
| 38 | 情色 | 0 | |
| 39 | 尋人 | 0 | |
| 88 | 其他 | 0 | |
| Sysmiss | | 1904 | |

Warning: these figures indicate the number of cases found in the data file. They cannot be interpreted as summary statistics of the population of interest.

h4.29: H4.29.請問您最常上網找哪幾種資訊?(複選題)-教學(教育)節目

| | |
|--------------------|---|
| Information | [Type= discrete] [Format=numeric] [Range= 1-88] [Missing=*] |
| Statistics [NW/ W] | [Valid=102 /-] [Invalid=1898 /-] |

| Value | Label | Cases | Percentage |
|-------|-----------------------------|-------|---|
| 1 | 社會新聞 | 0 |  |
| 2 | 國際新聞 | 0 | |
| 3 | 氣象 | 0 | |
| 4 | 時事評論 | 0 | |
| 5 | 交通資訊 | 0 | |
| 6 | 消費購物 | 0 | |
| 7 | 觀光旅遊 | 0 | |
| 8 | 財經股市 | 0 | |
| 9 | 美食 | 0 | |
| 10 | 影視娛樂 | 0 | |
| 12 | 音樂歌唱 | 0 | |
| 13 | 戲劇(如廣播劇、單元劇、連續劇等) | 0 | |
| 14 | 益智競賽 | 0 | |
| 15 | 電影(含影集) | 0 | |
| 16 | 家庭生活 | 0 | |
| 17 | 卡通、兒童節目 | 0 | |
| 18 | 體育 | 0 | |
| 19 | 醫療衛生保健 | 0 | |
| 20 | 藝術文化 | 0 | |
| 21 | 文學小說 | 0 | |
| 22 | 宗教 | 0 | |
| 23 | 命理風水占卜 | 0 | |
| 24 | 古典音樂 | 0 | |
| 25 | 傳統藝術(如國劇/國樂/民俗藝術/表演藝術/歌仔戲等) | 0 | |

| # h4.29: H4.29.請問您最常上網找哪幾種資訊?(複選題)-教學(教育)節目 | | | | |
|---|-----------------------------|---|---|--|
| Value | Label | Cases | Percentage | |
| 26 | 資訊科技 | 0 |  | |
| 27 | 科學新知 | 0 | | |
| 28 | 學術思想 | 0 | | |
| 29 | 教學(教育)節目 | 102 | | |
| 30 | 社教節目/政令(政策)宣傳/公共(公眾)事務 | 0 | | |
| 31 | 法令服務 | 0 | | |
| 32 | 求職 | 0 | | |
| 33 | 企管行銷 | 0 | | |
| 34 | 娛樂新聞 | 0 | | |
| 36 | 政治新聞 | 0 | | |
| 38 | 情色 | 0 | | |
| 39 | 尋人 | 0 | | |
| 88 | 其他 | 0 | | |
| Sysmiss | | 1898 | | |
| Warning: these figures indicate the number of cases found in the data file. They cannot be interpreted as summary statistics of the population of interest. | | | | |
| # h4.30: H4.30.請問您最常上網找哪幾種資訊?(複選題)-社教節目/政令(政策)宣傳/公共(公眾)事務 | | | | |
| Information | | [Type= discrete] [Format=numeric] [Range= 1-88] [Missing=*] | | |
| Statistics [NW/ W] | | [Valid=73 /-] [Invalid=1927 /-] | | |
| Value | Label | Cases | Percentage | |
| 1 | 社會新聞 | 0 | | |
| 2 | 國際新聞 | 0 | | |
| 3 | 氣象 | 0 | | |
| 4 | 時事評論 | 0 | | |
| 5 | 交通資訊 | 0 | | |
| 6 | 消費購物 | 0 | | |
| 7 | 觀光旅遊 | 0 | | |
| 8 | 財經股市 | 0 | | |
| 9 | 美食 | 0 | | |
| 10 | 影視娛樂 | 0 | | |
| 12 | 音樂歌唱 | 0 | | |
| 13 | 戲劇(如廣播劇、單元劇、連續劇等) | 0 | | |
| 14 | 益智競賽 | 0 | | |
| 15 | 電影(含影集) | 0 | | |
| 16 | 家庭生活 | 0 | | |
| 17 | 卡通、兒童節目 | 0 | | |
| 18 | 體育 | 0 | | |
| 19 | 醫療衛生保健 | 0 | | |
| 20 | 藝術文化 | 0 | | |
| 21 | 文學小說 | 0 | | |
| 22 | 宗教 | 0 | | |
| 23 | 命理風水占卜 | 0 | | |
| 24 | 古典音樂 | 0 | | |
| 25 | 傳統藝術(如國劇/國樂/民俗藝術/表演藝術/歌仔戲等) | 0 | | |
| 26 | 資訊科技 | 0 | | |

h4.30: H4.30.請問您最常上網找哪幾種資訊?(複選題)-社教節目/政令(政策)宣傳/公共(公眾)事務



| Value | Label | Cases | Percentage |
|---------|------------------------|-------|------------|
| 27 | 科學新知 | 0 | |
| 28 | 學術思想 | 0 | |
| 29 | 教學(教育)節目 | 0 | |
| 30 | 社教節目/政令(政策)宣傳/公共(公眾)事務 | 73 | 100.0% |
| 31 | 法令服務 | 0 | |
| 32 | 求職 | 0 | |
| 33 | 企管行銷 | 0 | |
| 34 | 娛樂新聞 | 0 | |
| 36 | 政治新聞 | 0 | |
| 38 | 情色 | 0 | |
| 39 | 尋人 | 0 | |
| 88 | 其他 | 0 | |
| Sysmiss | | 1927 | |

Warning: these figures indicate the number of cases found in the data file. They cannot be interpreted as summary statistics of the population of interest.

h4.31: H4.31.請問您最常上網找哪幾種資訊?(複選題)-法令服務

| | |
|--------------------|---|
| Information | [Type= discrete] [Format=numeric] [Range= 1-88] [Missing=*] |
| Statistics [NW/ W] | [Valid=37 /-] [Invalid=1963 /-] |

| Value | Label | Cases | Percentage |
|-------|-----------------------------|-------|------------|
| 1 | 社會新聞 | 0 | |
| 2 | 國際新聞 | 0 | |
| 3 | 氣象 | 0 | |
| 4 | 時事評論 | 0 | |
| 5 | 交通資訊 | 0 | |
| 6 | 消費購物 | 0 | |
| 7 | 觀光旅遊 | 0 | |
| 8 | 財經股市 | 0 | |
| 9 | 美食 | 0 | |
| 10 | 影視娛樂 | 0 | |
| 12 | 音樂歌唱 | 0 | |
| 13 | 戲劇(如廣播劇、單元劇、連續劇等) | 0 | |
| 14 | 益智競賽 | 0 | |
| 15 | 電影(含影集) | 0 | |
| 16 | 家庭生活 | 0 | |
| 17 | 卡通、兒童節目 | 0 | |
| 18 | 體育 | 0 | |
| 19 | 醫療衛生保健 | 0 | |
| 20 | 藝術文化 | 0 | |
| 21 | 文學小說 | 0 | |
| 22 | 宗教 | 0 | |
| 23 | 命理風水占卜 | 0 | |
| 24 | 古典音樂 | 0 | |
| 25 | 傳統藝術(如國劇/國樂/民俗藝術/表演藝術/歌仔戲等) | 0 | |
| 26 | 資訊科技 | 0 | |
| 27 | 科學新知 | 0 | |

| # h4.31: H4.31.請問您最常上網找哪幾種資訊?(複選題)-法令服務 | | | | |
|---|-----------------------------|---|---|--|
| Value | Label | Cases | Percentage | |
| 28 | 學術思想 | 0 |  | |
| 29 | 教學(教育)節目 | 0 | | |
| 30 | 社教節目/政令(政策)宣傳/公共(公眾)事務 | 0 | | |
| 31 | 法令服務 | 37 | | |
| 32 | 求職 | 0 | | |
| 33 | 企管行銷 | 0 | | |
| 34 | 娛樂新聞 | 0 | | |
| 36 | 政治新聞 | 0 | | |
| 38 | 情色 | 0 | | |
| 39 | 尋人 | 0 | | |
| 88 | 其他 | 0 | | |
| Sysmiss | | 1963 | | |
| Warning: these figures indicate the number of cases found in the data file. They cannot be interpreted as summary statistics of the population of interest. | | | | |
| # h4.32: H4.32.請問您最常上網找哪幾種資訊?(複選題)-求職 | | | | |
| Information | | [Type= discrete] [Format=numeric] [Range= 1-88] [Missing=*] | | |
| Statistics [NW/ W] | | [Valid=130 /-] [Invalid=1870 /-] | | |
| Value | Label | Cases | Percentage | |
| 1 | 社會新聞 | 0 |  | |
| 2 | 國際新聞 | 0 | | |
| 3 | 氣象 | 0 | | |
| 4 | 時事評論 | 0 | | |
| 5 | 交通資訊 | 0 | | |
| 6 | 消費購物 | 0 | | |
| 7 | 觀光旅遊 | 0 | | |
| 8 | 財經股市 | 0 | | |
| 9 | 美食 | 0 | | |
| 10 | 影視娛樂 | 0 | | |
| 12 | 音樂歌唱 | 0 | | |
| 13 | 戲劇(如廣播劇、單元劇、連續劇等) | 0 | | |
| 14 | 益智競賽 | 0 | | |
| 15 | 電影(含影集) | 0 | | |
| 16 | 家庭生活 | 0 | | |
| 17 | 卡通、兒童節目 | 0 | | |
| 18 | 體育 | 0 | | |
| 19 | 醫療衛生保健 | 0 | | |
| 20 | 藝術文化 | 0 | | |
| 21 | 文學小說 | 0 | | |
| 22 | 宗教 | 0 | | |
| 23 | 命理風水占卜 | 0 | | |
| 24 | 古典音樂 | 0 | | |
| 25 | 傳統藝術(如國劇/國樂/民俗藝術/表演藝術/歌仔戲等) | 0 | | |
| 26 | 資訊科技 | 0 | | |
| 27 | 科學新知 | 0 | | |
| 28 | 學術思想 | 0 | | |

h4.32: H4.32.請問您最常上網找哪幾種資訊?(複選題)-求職

| Value | Label | Cases | Percentage |
|---------|------------------------|-------|------------|
| 29 | 教學(教育)節目 | 0 | |
| 30 | 社教節目/政令(政策)宣傳/公共(公眾)事務 | 0 | |
| 31 | 法令服務 | 0 | |
| 32 | 求職 | 130 | 100.0% |
| 33 | 企管行銷 | 0 | |
| 34 | 娛樂新聞 | 0 | |
| 36 | 政治新聞 | 0 | |
| 38 | 情色 | 0 | |
| 39 | 尋人 | 0 | |
| 88 | 其他 | 0 | |
| Sysmiss | | 1870 | |

Warning: these figures indicate the number of cases found in the data file. They cannot be interpreted as summary statistics of the population of interest.

h4.33: H4.33.請問您最常上網找哪幾種資訊?(複選題)-企管行銷

| | |
|--------------------|---|
| Information | [Type= discrete] [Format=numeric] [Range= 1-88] [Missing=*] |
| Statistics [NW/ W] | [Valid=57 /-] [Invalid=1943 /-] |

| Value | Label | Cases | Percentage |
|-------|-----------------------------|-------|------------|
| 1 | 社會新聞 | 0 | |
| 2 | 國際新聞 | 0 | |
| 3 | 氣象 | 0 | |
| 4 | 時事評論 | 0 | |
| 5 | 交通資訊 | 0 | |
| 6 | 消費購物 | 0 | |
| 7 | 觀光旅遊 | 0 | |
| 8 | 財經股市 | 0 | |
| 9 | 美食 | 0 | |
| 10 | 影視娛樂 | 0 | |
| 12 | 音樂歌唱 | 0 | |
| 13 | 戲劇(如廣播劇、單元劇、連續劇等) | 0 | |
| 14 | 益智競賽 | 0 | |
| 15 | 電影(含影集) | 0 | |
| 16 | 家庭生活 | 0 | |
| 17 | 卡通、兒童節目 | 0 | |
| 18 | 體育 | 0 | |
| 19 | 醫療衛生保健 | 0 | |
| 20 | 藝術文化 | 0 | |
| 21 | 文學小說 | 0 | |
| 22 | 宗教 | 0 | |
| 23 | 命理風水占卜 | 0 | |
| 24 | 古典音樂 | 0 | |
| 25 | 傳統藝術(如國劇/國樂/民俗藝術/表演藝術/歌仔戲等) | 0 | |
| 26 | 資訊科技 | 0 | |
| 27 | 科學新知 | 0 | |
| 28 | 學術思想 | 0 | |
| 29 | 教學(教育)節目 | 0 | |


h4.33: H4.33.請問您最常上網找哪幾種資訊?(複選題)-企管行銷

| Value | Label | Cases | Percentage |
|---------|------------------------|-------|--|
| 30 | 社教節目/政令(政策)宣傳/公共(公眾)事務 | 0 |  100.0% |
| 31 | 法令服務 | 0 | |
| 32 | 求職 | 0 | |
| 33 | 企管行銷 | 57 | |
| 34 | 娛樂新聞 | 0 | |
| 36 | 政治新聞 | 0 | |
| 38 | 情色 | 0 | |
| 39 | 尋人 | 0 | |
| 88 | 其他 | 0 | |
| Sysmiss | | 1943 | |

Warning: these figures indicate the number of cases found in the data file. They cannot be interpreted as summary statistics of the population of interest.

h4.34: H4.34.請問您最常上網找哪幾種資訊?(複選題)-娛樂新聞

| | |
|--------------------|---|
| Information | [Type= discrete] [Format=numeric] [Range= 1-88] [Missing=*] |
| Statistics [NW/ W] | [Valid=493 /-] [Invalid=1507 /-] |

| Value | Label | Cases | Percentage |
|-------|-----------------------------|-------|--|
| 1 | 社會新聞 | 0 |  |
| 2 | 國際新聞 | 0 | |
| 3 | 氣象 | 0 | |
| 4 | 時事評論 | 0 | |
| 5 | 交通資訊 | 0 | |
| 6 | 消費購物 | 0 | |
| 7 | 觀光旅遊 | 0 | |
| 8 | 財經股市 | 0 | |
| 9 | 美食 | 0 | |
| 10 | 影視娛樂 | 0 | |
| 12 | 音樂歌唱 | 0 | |
| 13 | 戲劇(如廣播劇、單元劇、連續劇等) | 0 | |
| 14 | 益智競賽 | 0 | |
| 15 | 電影(含影集) | 0 | |
| 16 | 家庭生活 | 0 | |
| 17 | 卡通、兒童節目 | 0 | |
| 18 | 體育 | 0 | |
| 19 | 醫療衛生保健 | 0 | |
| 20 | 藝術文化 | 0 | |
| 21 | 文學小說 | 0 | |
| 22 | 宗教 | 0 | |
| 23 | 命理風水占卜 | 0 | |
| 24 | 古典音樂 | 0 | |
| 25 | 傳統藝術(如國劇/國樂/民俗藝術/表演藝術/歌仔戲等) | 0 | |
| 26 | 資訊科技 | 0 | |
| 27 | 科學新知 | 0 | |
| 28 | 學術思想 | 0 | |
| 29 | 教學(教育)節目 | 0 | |
| 30 | 社教節目/政令(政策)宣傳/公共(公眾)事務 | 0 | |

h4.34: H4.34.請問您最常上網找哪幾種資訊?(複選題)-娛樂新聞

| Value | Label | Cases | Percentage |
|---------|-------|-------|------------|
| 31 | 法令服務 | 0 | |
| 32 | 求職 | 0 | |
| 33 | 企管行銷 | 0 | |
| 34 | 娛樂新聞 | 493 | 100.0% |
| 36 | 政治新聞 | 0 | |
| 38 | 情色 | 0 | |
| 39 | 尋人 | 0 | |
| 88 | 其他 | 0 | |
| Sysmiss | | 1507 | |

Warning: these figures indicate the number of cases found in the data file. They cannot be interpreted as summary statistics of the population of interest.



h4.36: H4.36.請問您最常上網找哪幾種資訊?(複選題)-政治新聞

| | |
|-------------|---|
| Information | [Type= discrete] [Format=numeric] [Range= 1-88] [Missing=*] |
|-------------|---|

| | |
|--------------------|----------------------------------|
| Statistics [NW/ W] | [Valid=201 /-] [Invalid=1799 /-] |
|--------------------|----------------------------------|




















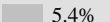


| Value | Label | Cases | Percentage |
|-------|-----------------------------|-------|------------|
| 1 | 社會新聞 | 0 | |
| 2 | 國際新聞 | 0 | |
| 3 | 氣象 | 0 | |
| 4 | 時事評論 | 0 | |
| 5 | 交通資訊 | 0 | |
| 6 | 消費購物 | 0 | |
| 7 | 觀光旅遊 | 0 | |
| 8 | 財經股市 | 0 | |
| 9 | 美食 | 0 | |
| 10 | 影視娛樂 | 0 | |
| 12 | 音樂歌唱 | 0 | |
| 13 | 戲劇(如廣播劇、單元劇、連續劇等) | 0 | |
| 14 | 益智競賽 | 0 | |
| 15 | 電影(含影集) | 0 | |
| 16 | 家庭生活 | 0 | |
| 17 | 卡通、兒童節目 | 0 | |
| 18 | 體育 | 0 | |
| 19 | 醫療衛生保健 | 0 | |
| 20 | 藝術文化 | 0 | |
| 21 | 文學小說 | 0 | |
| 22 | 宗教 | 0 | |
| 23 | 命理風水占卜 | 0 | |
| 24 | 古典音樂 | 0 | |
| 25 | 傳統藝術(如國劇/國樂/民俗藝術/表演藝術/歌仔戲等) | 0 | |
| 26 | 資訊科技 | 0 | |
| 27 | 科學新知 | 0 | |
| 28 | 學術思想 | 0 | |
| 29 | 教學(教育)節目 | 0 | |
| 30 | 社教節目/政令(政策)宣傳/公共(公眾)事務 | 0 | |
| 31 | 法令服務 | 0 | |

| # h4.36: H4.36.請問您最常上網找哪幾種資訊?(複選題)-政治新聞 | | | | |
|---|-----------------------------|---|--|--|
| Value | Label | Cases | Percentage | |
| 32 | 求職 | 0 |  | |
| 33 | 企管行銷 | 0 | | |
| 34 | 娛樂新聞 | 0 | | |
| 36 | 政治新聞 | 201 | | |
| 38 | 情色 | 0 | | |
| 39 | 尋人 | 0 | | |
| 88 | 其他 | 0 | | |
| Sysmiss | | 1799 | | |
| Warning: these figures indicate the number of cases found in the data file. They cannot be interpreted as summary statistics of the population of interest. | | | | |
| # h4.38: H4.38.請問您最常上網找哪幾種資訊?(複選題)-情色 | | | | |
| Information | | [Type= discrete] [Format=numeric] [Range= 1-88] [Missing=*] | | |
| Statistics [NW/ W] | | [Valid=38 /-] [Invalid=1962 /-] | | |
| Value | Label | Cases | Percentage | |
| 1 | 社會新聞 | 0 |  | |
| 2 | 國際新聞 | 0 | | |
| 3 | 氣象 | 0 | | |
| 4 | 時事評論 | 0 | | |
| 5 | 交通資訊 | 0 | | |
| 6 | 消費購物 | 0 | | |
| 7 | 觀光旅遊 | 0 | | |
| 8 | 財經股市 | 0 | | |
| 9 | 美食 | 0 | | |
| 10 | 影視娛樂 | 0 | | |
| 12 | 音樂歌唱 | 0 | | |
| 13 | 戲劇(如廣播劇、單元劇、連續劇等) | 0 | | |
| 14 | 益智競賽 | 0 | | |
| 15 | 電影(含影集) | 0 | | |
| 16 | 家庭生活 | 0 | | |
| 17 | 卡通、兒童節目 | 0 | | |
| 18 | 體育 | 0 | | |
| 19 | 醫療衛生保健 | 0 | | |
| 20 | 藝術文化 | 0 | | |
| 21 | 文學小說 | 0 | | |
| 22 | 宗教 | 0 | | |
| 23 | 命理風水占卜 | 0 | | |
| 24 | 古典音樂 | 0 | | |
| 25 | 傳統藝術(如國劇/國樂/民俗藝術/表演藝術/歌仔戲等) | 0 | | |
| 26 | 資訊科技 | 0 | | |
| 27 | 科學新知 | 0 | | |
| 28 | 學術思想 | 0 | | |
| 29 | 教學(教育)節目 | 0 | | |
| 30 | 社教節目/政令(政策)宣傳/公共(公眾)事務 | 0 | | |
| 31 | 法令服務 | 0 | | |
| 32 | 求職 | 0 | | |

| # h4.38: H4.38.請問您最常上網找哪幾種資訊?(複選題)-情色 | | | |
|---|-----------------------------|---|---|
| Value | Label | Cases | Percentage |
| 33 | 企管行銷 | 0 |  |
| 34 | 娛樂新聞 | 0 | |
| 36 | 政治新聞 | 0 | |
| 38 | 情色 | 38 | |
| 39 | 尋人 | 0 | |
| 88 | 其他 | 0 | |
| Sysmiss | | 1962 | |
| Warning: these figures indicate the number of cases found in the data file. They cannot be interpreted as summary statistics of the population of interest. | | | |
| # h4.39: H4.39.請問您最常上網找哪幾種資訊?(複選題)-尋人 | | | |
| Information | | [Type= discrete] [Format=numeric] [Range= 1-88] [Missing=*] | |
| Statistics [NW/ W] | | [Valid=9 /-] [Invalid=1991 /-] | |
| Value | Label | Cases | Percentage |
| 1 | 社會新聞 | 0 |  |
| 2 | 國際新聞 | 0 | |
| 3 | 氣象 | 0 | |
| 4 | 時事評論 | 0 | |
| 5 | 交通資訊 | 0 | |
| 6 | 消費購物 | 0 | |
| 7 | 觀光旅遊 | 0 | |
| 8 | 財經股市 | 0 | |
| 9 | 美食 | 0 | |
| 10 | 影視娛樂 | 0 | |
| 12 | 音樂歌唱 | 0 | |
| 13 | 戲劇(如廣播劇、單元劇、連續劇等) | 0 | |
| 14 | 益智競賽 | 0 | |
| 15 | 電影(含影集) | 0 | |
| 16 | 家庭生活 | 0 | |
| 17 | 卡通、兒童節目 | 0 | |
| 18 | 體育 | 0 | |
| 19 | 醫療衛生保健 | 0 | |
| 20 | 藝術文化 | 0 | |
| 21 | 文學小說 | 0 | |
| 22 | 宗教 | 0 | |
| 23 | 命理風水占卜 | 0 | |
| 24 | 古典音樂 | 0 | |
| 25 | 傳統藝術(如國劇/國樂/民俗藝術/表演藝術/歌仔戲等) | 0 | |
| 26 | 資訊科技 | 0 | |
| 27 | 科學新知 | 0 | |
| 28 | 學術思想 | 0 | |
| 29 | 教學(教育)節目 | 0 | |
| 30 | 社教節目/政令(政策)宣傳/公共(公眾)事務 | 0 | |
| 31 | 法令服務 | 0 | |
| 32 | 求職 | 0 | |
| 33 | 企管行銷 | 0 | |

| # h4.39: H4.39.請問您最常上網找哪幾種資訊?(複選題)- 尋人 | | | |
|---|-----------------------------|---|--|
| Value | Label | Cases | Percentage |
| 34 | 娛樂新聞 | 0 |  100.0% |
| 36 | 政治新聞 | 0 | |
| 38 | 情色 | 0 | |
| 39 | 尋人 | 9 | |
| 88 | 其他 | 0 | |
| Sysmiss | | 1991 | |
| Warning: these figures indicate the number of cases found in the data file. They cannot be interpreted as summary statistics of the population of interest. | | | |
| # h4.88: H4.88.請問您最常上網找哪幾種資訊?(複選題)- 其他 | | | |
| Information | | [Type= discrete] [Format=numeric] [Range= 1-88] [Missing=*] | |
| Statistics [NW/ W] | | [Valid=13 /-] [Invalid=1987 /-] | |
| Value | Label | Cases | Percentage |
| 1 | 社會新聞 | 0 | |
| 2 | 國際新聞 | 0 | |
| 3 | 氣象 | 0 | |
| 4 | 時事評論 | 0 | |
| 5 | 交通資訊 | 0 | |
| 6 | 消費購物 | 0 | |
| 7 | 觀光旅遊 | 0 | |
| 8 | 財經股市 | 0 | |
| 9 | 美食 | 0 | |
| 10 | 影視娛樂 | 0 | |
| 12 | 音樂歌唱 | 0 | |
| 13 | 戲劇(如廣播劇、單元劇、連續劇等) | 0 | |
| 14 | 益智競賽 | 0 | |
| 15 | 電影(含影集) | 0 | |
| 16 | 家庭生活 | 0 | |
| 17 | 卡通、兒童節目 | 0 | |
| 18 | 體育 | 0 | |
| 19 | 醫療衛生保健 | 0 | |
| 20 | 藝術文化 | 0 | |
| 21 | 文學小說 | 0 | |
| 22 | 宗教 | 0 | |
| 23 | 命理風水占卜 | 0 | |
| 24 | 古典音樂 | 0 | |
| 25 | 傳統藝術(如國劇/國樂/民俗藝術/表演藝術/歌仔戲等) | 0 | |
| 26 | 資訊科技 | 0 | |
| 27 | 科學新知 | 0 | |
| 28 | 學術思想 | 0 | |
| 29 | 教學(教育)節目 | 0 | |
| 30 | 社教節目/政令(政策)宣傳/公共(公眾)事務 | 0 | |
| 31 | 法令服務 | 0 | |
| 32 | 求職 | 0 | |
| 33 | 企管行銷 | 0 | |
| 34 | 娛樂新聞 | 0 | |

| # h4.88: H4.88.請問您最常上網找哪幾種資訊?(複選題)-其他 | | | |
|---|----------------|---|------------|
| Value | Label | Cases | Percentage |
| 36 | 政治新聞 | 0 | |
| 38 | 情色 | 0 | |
| 39 | 尋人 | 0 | |
| 88 | 其他 | 13 | 100.0% |
| Sysmiss | | 1987 | |
| Warning: these figures indicate the number of cases found in the data file. They cannot be interpreted as summary statistics of the population of interest. | | | |
| # h4_other: H4.other.請問您最常上網找哪幾種資訊?(複選題)-其他(請說明)__ | | | |
| Information | | [Type= discrete] [Format=character] [Missing=*] | |
| Statistics [NW/ W] | | [Valid=13 /-] [Invalid=0 /-] | |
| Value | Label | Cases | Percentage |
| fb | | 1 | 7.7% |
| ptt | | 1 | 7.7% |
| 小說 | | 1 | 7.7% |
| 找東西 | | 1 | 7.7% |
| 汽車修護資料 | | 1 | 7.7% |
| 社交 | | 1 | 7.7% |
| 譜 | | 1 | 7.7% |
| 農業知識 | | 1 | 7.7% |
| 遊戲 | | 5 | 38.5% |
| Warning: these figures indicate the number of cases found in the data file. They cannot be interpreted as summary statistics of the population of interest. | | | |
| # h5.1a: H5.1a.您平常上網收發電子郵件(E-mail)的頻率是? | | | |
| Information | | [Type= discrete] [Format=numeric] [Range= 1-4] [Missing=*] | |
| Statistics [NW/ W] | | [Valid=1315 /-] [Invalid=685 /-] | |
| Value | Label | Cases | Percentage |
| 1 | 從來沒有(跳答H5.(2)) | 213 | 16.2% |
| 2 | 很少 | 430 | 32.7% |
| 3 | 有時 | 313 | 23.8% |
| 4 | 經常 | 359 | 27.3% |
| Sysmiss | | 685 | |
| Warning: these figures indicate the number of cases found in the data file. They cannot be interpreted as summary statistics of the population of interest. | | | |
| # h5.1b: H5.1b.請問您常用的電子郵件(E-mail)帳號有幾個?__個 | | | |
| Information | | [Type= continuous] [Format=numeric] [Range= 1-9] [Missing=*] | |
| Statistics [NW/ W] | | [Valid=1102 /-] [Invalid=898 /-] [Mean=1.65 /-] [StdDev=0.828 /-] | |
| # h5.2: H5.2.您平常上網蒐尋、瀏覽資訊的頻率是? | | | |
| Information | | [Type= discrete] [Format=numeric] [Range= 1-4] [Missing=*] | |
| Statistics [NW/ W] | | [Valid=1315 /-] [Invalid=685 /-] | |
| Value | Label | Cases | Percentage |
| 1 | 從來沒有 | 49 | 3.7% |
| 2 | 很少 | 281 | 21.4% |
| 3 | 有時 | 440 | 33.5% |
| 4 | 經常 | 545 | 41.4% |
| Sysmiss | | 685 | |
| Warning: these figures indicate the number of cases found in the data file. They cannot be interpreted as summary statistics of the population of interest. | | | |

| # h5.3: H5.3.您平常上網看新聞的頻率是? | | | |
|---|--|-------|---|
| Information | [Type= discrete] [Format=numeric] [Range= 1-4] [Missing=*] | | |
| Statistics [NW/ W] | [Valid=1315 /-] [Invalid=685 /-] | | |
| Value | Label | Cases | Percentage |
| 1 | 從來沒有 | 127 |  9.7% |
| 2 | 很少 | 331 |  25.2% |
| 3 | 有時 | 449 |  34.1% |
| 4 | 經常 | 408 |  31.0% |
| Sysmiss | | 685 | |
| Warning: these figures indicate the number of cases found in the data file. They cannot be interpreted as summary statistics of the population of interest. | | | |
| # h5.4: H5.4.您平常上網用雲端傳輸資料(如：Dropbox、Google Drive、iCloud)的頻率是? | | | |
| Information | [Type= discrete] [Format=numeric] [Range= 1-4] [Missing=*] | | |
| Statistics [NW/ W] | [Valid=1315 /-] [Invalid=685 /-] | | |
| Value | Label | Cases | Percentage |
| 1 | 從來沒有 | 496 |  37.7% |
| 2 | 很少 | 389 |  29.6% |
| 3 | 有時 | 282 |  21.4% |
| 4 | 經常 | 148 |  11.3% |
| Sysmiss | | 685 | |
| Warning: these figures indicate the number of cases found in the data file. They cannot be interpreted as summary statistics of the population of interest. | | | |
| # h5.5a: H5.5a.您平常上網使用社交網站(如：臉書、微網誌)的頻率是? | | | |
| Information | [Type= discrete] [Format=numeric] [Range= 1-4] [Missing=*] | | |
| Statistics [NW/ W] | [Valid=1315 /-] [Invalid=685 /-] | | |
| Value | Label | Cases | Percentage |
| 1 | 從來沒有(跳答H5.(6)) | 178 |  13.5% |
| 2 | 很少 | 201 |  15.3% |
| 3 | 有時 | 311 |  23.7% |
| 4 | 經常 | 625 |  47.5% |
| Sysmiss | | 685 | |
| Warning: these figures indicate the number of cases found in the data file. They cannot be interpreted as summary statistics of the population of interest. | | | |
| # h5.5b: H5.5b.請問您大約一週會使用社交網站(如：臉書、微網誌)幾天?__天 | | | |
| Information | [Type= continuous] [Format=numeric] [Range= 0.5-7] [Missing=*] | | |
| Statistics [NW/ W] | [Valid=1137 /-] [Invalid=863 /-] | | |
| Value | Label | Cases | Percentage |
| 0.5 | 0.5天 | 23 |  2.0% |
| 1 | 1天 | 85 |  7.5% |
| 1.5 | 1.5天 | 9 |  0.8% |
| 2 | 2天 | 86 |  7.6% |
| 2.5 | 2.5天 | 7 |  0.6% |
| 3 | 3天 | 98 |  8.6% |
| 3.5 | 3.5天 | 13 |  1.1% |
| 4 | 4天 | 61 |  5.4% |
| 4.5 | 4.5天 | 9 |  0.8% |
| 5 | 5天 | 106 |  9.3% |

| # h5.5b: H5.5b.請問您大約一週會使用社交網站(如：臉書、微網誌)幾天?__天 | | | |
|---|---|-------|------------------------------|
| Value | Label | Cases | Percentage |
| 5.5 | 5.5天 | 6 | <div><div></div></div> 0.5% |
| 6 | 6天 | 40 | <div><div></div></div> 3.5% |
| 6.5 | 6.5天 | 15 | <div><div></div></div> 1.3% |
| 7 | 7天 | 579 | <div><div></div></div> 50.9% |
| Warning: these figures indicate the number of cases found in the data file. They cannot be interpreted as summary statistics of the population of interest. | | | |
| # h5.5c_time: H5.5c.請問在您有使用社交網站(如：臉書、微網誌)的那一天，您大約會使用多久?(時分合併) | | | |
| Information | [Type= discrete] [Format=numeric] [Range= 0.3-99] [Missing=*] | | |
| Statistics [NW/ W] | [Valid=1137 /-] [Invalid=863 /-] | | |
| Value | Label | Cases | Percentage |
| 0.3 | 不到30分鐘 | 137 | <div><div></div></div> 12.0% |
| 0.6 | 30分鐘以上不到1小時 | 149 | <div><div></div></div> 13.1% |
| 1 | 1小時以上不到2小時 | 348 | <div><div></div></div> 30.6% |
| 2 | 2小時以上不到3小時 | 235 | <div><div></div></div> 20.7% |
| 3 | 3小時以上不到4小時 | 112 | <div><div></div></div> 9.9% |
| 4 | 4小時以上不到5小時 | 46 | <div><div></div></div> 4.0% |
| 5 | 5小時以上不到6小時 | 39 | <div><div></div></div> 3.4% |
| 6 | 6小時以上不到7小時 | 25 | <div><div></div></div> 2.2% |
| 7 | 7小時以上不到8小時 | 5 | <div><div></div></div> 0.4% |
| 8 | 8小時以上不到9小時 | 18 | <div><div></div></div> 1.6% |
| 9 | 9小時以上不到10小時 | 2 | <div><div></div></div> 0.2% |
| 10 | 10小時以上 | 21 | <div><div></div></div> 1.8% |
| 99 | 拒答 | 0 | |
| Sysmiss | | 863 | |
| Warning: these figures indicate the number of cases found in the data file. They cannot be interpreted as summary statistics of the population of interest. | | | |
| # h5.5c_hour: H5.5c.請問在您有使用社交網站(如：臉書、微網誌)的那一天，您大約會使用多久?__時 | | | |
| Information | [Type= continuous] [Format=numeric] [Range= 0-16] [Missing=*] | | |
| Statistics [NW/ W] | [Valid=1137 /-] [Invalid=863 /-] [Mean=1.899 /-] [StdDev=2.339 /-] | | |
| # h5.5c_minute: H5.5c.請問在您有使用社交網站(如：臉書、微網誌)的那一天，您大約會使用多久?__分 | | | |
| Information | [Type= continuous] [Format=numeric] [Range= 0-50] [Missing=*] | | |
| Statistics [NW/ W] | [Valid=1137 /-] [Invalid=863 /-] [Mean=6.661 /-] [StdDev=11.761 /-] | | |
| # h5.5d: H5.5d.下列社交網站中，您最常用的是哪一個? | | | |
| Information | [Type= discrete] [Format=numeric] [Range= 1-88] [Missing=*] | | |
| Statistics [NW/ W] | [Valid=1137 /-] [Invalid=863 /-] | | |
| Value | Label | Cases | Percentage |
| 1 | Facebook(臉書) | 1109 | <div><div></div></div> 97.5% |
| 2 | Twitter(推特) | 6 | <div><div></div></div> 0.5% |
| 3 | Plurk(噗浪) | 7 | <div><div></div></div> 0.6% |
| 4 | Weibo(微博) | 15 | <div><div></div></div> 1.3% |
| 88 | 其他 | 0 | |
| Sysmiss | | 863 | |
| Warning: these figures indicate the number of cases found in the data file. They cannot be interpreted as summary statistics of the population of interest. | | | |

| | |
|---|--|
| # h5.5d_other: H5.5d. 下列社交網站中，您最常用的是哪一個?其它__ | |
| Information | [Type= discrete] [Format=character] [Missing=*] |
| Statistics [NW/ W] | [Valid=0 /-] [Invalid=0 /-] |
| # h5.5e_thousand: H5.5e. 在您最常用的社交網站中，請問您的朋友名單有幾位?__千 | |
| Information | [Type= continuous] [Format=numeric] [Range= 0-9] [Missing=*] |
| Statistics [NW/ W] | [Valid=1137 /-] [Invalid=863 /-] [Mean=0.111 /-] [StdDev=0.517 /-] |
| # h5.5e_hundred: H5.5e. 在您最常用的社交網站中，請問您的朋友名單有幾位?__百 | |
| Information | [Type= continuous] [Format=numeric] [Range= 0-9] [Missing=*] |
| Statistics [NW/ W] | [Valid=1137 /-] [Invalid=863 /-] [Mean=2.085 /-] [StdDev=2.273 /-] |

| | | | |
|---|-------|--|------------------------------|
| # h5.5e_ten: H5.5e. 在您最常用的社交網站中，請問您的朋友名單有幾位?__十 | | | |
| Information | | [Type= continuous] [Format=numeric] [Range= 0-9] [Missing=*] | |
| Statistics [NW/ W] | | [Valid=1137 /-] [Invalid=863 /-] [Mean=1.718 /-] [StdDev=2.604 /-] | |
| # h5.5e_unit: H5.5e. 在您最常用的社交網站中，請問您的朋友名單有幾位?__個 | | | |
| Information | | [Type= continuous] [Format=numeric] [Range= 0-9] [Missing=*] | |
| Statistics [NW/ W] | | [Valid=1137 /-] [Invalid=863 /-] [Mean=0.954 /-] [StdDev=2.109 /-] | |
| # h5.5e: H5.5e. 在您最常用的社交網站中，請問您的朋友名單有幾位? | | | |
| Information | | [Type= continuous] [Format=numeric] [Range= 1-9000] [Missing=*] | |
| Statistics [NW/ W] | | [Valid=1137 /-] [Invalid=863 /-] [Mean=337.475 /-] [StdDev=553.551 /-] | |
| # h5.5f: H5.5f. 在最常互動的那位朋友，您認為您們的關係是? | | | |
| Information | | [Type= discrete] [Format=numeric] [Range= 1-5] [Missing=*] | |
| Statistics [NW/ W] | | [Valid=1137 /-] [Invalid=863 /-] | |
| Value | Label | Cases | Percentage |
| 1 | 非常不熟悉 | 13 | <div><div></div></div> 1.1% |
| 2 | 不熟悉 | 30 | <div><div></div></div> 2.6% |
| 3 | 普通 | 241 | <div><div></div></div> 21.2% |
| 4 | 熟悉 | 459 | <div><div></div></div> 40.4% |
| 5 | 非常熟悉 | 394 | <div><div></div></div> 34.7% |
| Sysmiss | | 863 | |
| Warning: these figures indicate the number of cases found in the data file. They cannot be interpreted as summary statistics of the population of interest. | | | |
| # h5.6: H5.6. 您平常上網使用部落格(如：無名、痞客邦)的頻率是?(包含瀏覽及寫) | | | |
| Information | | [Type= discrete] [Format=numeric] [Range= 1-4] [Missing=*] | |
| Statistics [NW/ W] | | [Valid=1315 /-] [Invalid=685 /-] | |
| Value | Label | Cases | Percentage |
| 1 | 從來沒有 | 481 | <div><div></div></div> 36.6% |
| 2 | 很少 | 450 | <div><div></div></div> 34.2% |
| 3 | 有時 | 304 | <div><div></div></div> 23.1% |
| 4 | 經常 | 80 | <div><div></div></div> 6.1% |
| Sysmiss | | 685 | |
| Warning: these figures indicate the number of cases found in the data file. They cannot be interpreted as summary statistics of the population of interest. | | | |
| # h5.7: H5.7. 您平常上網參與社群討論網站(如：Mobile 01、Fashion Guide、巴哈姆特、百度)的頻率是? | | | |
| Information | | [Type= discrete] [Format=numeric] [Range= 1-4] [Missing=*] | |
| Statistics [NW/ W] | | [Valid=1315 /-] [Invalid=685 /-] | |
| Value | Label | Cases | Percentage |
| 1 | 從來沒有 | 600 | <div><div></div></div> 45.6% |
| 2 | 很少 | 402 | <div><div></div></div> 30.6% |
| 3 | 有時 | 238 | <div><div></div></div> 18.1% |
| 4 | 經常 | 75 | <div><div></div></div> 5.7% |
| Sysmiss | | 685 | |
| Warning: these figures indicate the number of cases found in the data file. They cannot be interpreted as summary statistics of the population of interest. | | | |
| # h5.8: H5.8. 您平常上交友網站(如：愛情公寓)的頻率是? | | | |
| Information | | [Type= discrete] [Format=numeric] [Range= 1-4] [Missing=*] | |
| Statistics [NW/ W] | | [Valid=1315 /-] [Invalid=685 /-] | |

| # h5.8: H5.8.您平常上交友網站(如：愛情公寓)的頻率是？ | | | |
|---|--|-------|-------------------------------|
| Value | Label | Cases | Percentage |
| 1 | 從來沒有 | 991 | <div><div></div></div> 75.4% |
| 2 | 很少 | 214 | <div><div></div></div> 16.3% |
| 3 | 有時 | 88 | <div><div></div></div> 6.7% |
| 4 | 經常 | 22 | <div><div></div></div> 1.7% |
| Sysmiss | | 685 | |
| Warning: these figures indicate the number of cases found in the data file. They cannot be interpreted as summary statistics of the population of interest. | | | |
| # h5.9: H5.9.您平常上網看網路影音/影片或電視節目(如：Youtube、PPS)的頻率是？ | | | |
| Information | [Type= discrete] [Format=numeric] [Range= 1-4] [Missing=*] | | |
| Statistics [NW/ W] | [Valid=1315 /-] [Invalid=685 /-] | | |
| Value | Label | Cases | Percentage |
| 1 | 從來沒有 | 178 | <div><div></div></div> 13.5% |
| 2 | 很少 | 288 | <div><div></div></div> 21.9% |
| 3 | 有時 | 457 | <div><div></div></div> 34.8% |
| 4 | 經常 | 392 | <div><div></div></div> 29.8% |
| Sysmiss | | 685 | |
| Warning: these figures indicate the number of cases found in the data file. They cannot be interpreted as summary statistics of the population of interest. | | | |
| # h5.10a: H5.10a.您平常上網玩線上遊戲(所有的網路遊戲，包含臉書、大型多人線上角色扮演遊戲)的頻率是？ | | | |
| Information | [Type= discrete] [Format=numeric] [Range= 1-4] [Missing=*] | | |
| Statistics [NW/ W] | [Valid=1315 /-] [Invalid=685 /-] | | |
| Value | Label | Cases | Percentage |
| 1 | 從來沒有(跳答H5.(11a)) | 439 | <div><div></div></div> 33.4% |
| 2 | 很少 | 300 | <div><div></div></div> 22.8% |
| 3 | 有時 | 312 | <div><div></div></div> 23.7% |
| 4 | 經常 | 264 | <div><div></div></div> 20.1% |
| Sysmiss | | 685 | |
| Warning: these figures indicate the number of cases found in the data file. They cannot be interpreted as summary statistics of the population of interest. | | | |
| # h5.10b.1: H5.10b.1.請問您時常在哪些平台裝置上玩線上遊戲?(複選題)-手機 | | | |
| Information | [Type= discrete] [Format=numeric] [Range= 1-6] [Missing=*] | | |
| Statistics [NW/ W] | [Valid=578 /-] [Invalid=1422 /-] | | |
| Value | Label | Cases | Percentage |
| 1 | 手機 | 578 | <div><div></div></div> 100.0% |
| 2 | 個人電腦(包括桌上型和筆記型電腦) | 0 | |
| 3 | 平板電腦 | 0 | |
| 4 | 電玩遊戲器主機(微軟XBOX、任天堂Wii、索尼PS3) | 0 | |
| 5 | 攜帶型遊戲機(PSP) | 0 | |
| 6 | 其他類裝置 | 0 | |
| Sysmiss | | 1422 | |
| Warning: these figures indicate the number of cases found in the data file. They cannot be interpreted as summary statistics of the population of interest. | | | |
| # h5.10b.2: H5.10b.2.請問您時常在哪些平台裝置上玩線上遊戲?(複選題)-個人電腦(包括桌上型和筆記型電腦) | | | |
| Information | [Type= discrete] [Format=numeric] [Range= 1-6] [Missing=*] | | |
| Statistics [NW/ W] | [Valid=571 /-] [Invalid=1429 /-] | | |

h5.10b.2: H5.10b.2.請問您時常在哪些平台裝置上玩線上遊戲?(複選題)-個人電腦(包括桌上型和筆記型電腦)

| Value | Label | Cases | Percentage |
|---------|------------------------------|-------|------------|
| 1 | 手機 | 0 | |
| 2 | 個人電腦(包括桌上型和筆記型電腦) | 571 | 100.0% |
| 3 | 平板電腦 | 0 | |
| 4 | 電玩遊戲器主機(微軟XBOX、任天堂Wii、索尼PS3) | 0 | |
| 5 | 攜帶型遊戲機(PSP) | 0 | |
| 6 | 其他類裝置 | 0 | |
| Sysmiss | | 1429 | |

Warning: these figures indicate the number of cases found in the data file. They cannot be interpreted as summary statistics of the population of interest.

h5.10b.3: H5.10b.3.請問您時常在哪些平台裝置上玩線上遊戲?(複選題)-平板電腦

| | |
|--------------------|--|
| Information | [Type= discrete] [Format=numeric] [Range= 1-6] [Missing=*] |
| Statistics [NW/ W] | [Valid=189 /-] [Invalid=1811 /-] |

| Value | Label | Cases | Percentage |
|---------|------------------------------|-------|------------|
| 1 | 手機 | 0 | |
| 2 | 個人電腦(包括桌上型和筆記型電腦) | 0 | |
| 3 | 平板電腦 | 189 | 100.0% |
| 4 | 電玩遊戲器主機(微軟XBOX、任天堂Wii、索尼PS3) | 0 | |
| 5 | 攜帶型遊戲機(PSP) | 0 | |
| 6 | 其他類裝置 | 0 | |
| Sysmiss | | 1811 | |

Warning: these figures indicate the number of cases found in the data file. They cannot be interpreted as summary statistics of the population of interest.

h5.10b.4: H5.10b.4.請問您時常在哪些平台裝置上玩線上遊戲?(複選題)-電玩遊戲器主機(微軟XBOX、任天堂Wii、索尼PS3)

| | |
|--------------------|--|
| Information | [Type= discrete] [Format=numeric] [Range= 1-6] [Missing=*] |
| Statistics [NW/ W] | [Valid=52 /-] [Invalid=1948 /-] |

| Value | Label | Cases | Percentage |
|---------|------------------------------|-------|------------|
| 1 | 手機 | 0 | |
| 2 | 個人電腦(包括桌上型和筆記型電腦) | 0 | |
| 3 | 平板電腦 | 0 | |
| 4 | 電玩遊戲器主機(微軟XBOX、任天堂Wii、索尼PS3) | 52 | 100.0% |
| 5 | 攜帶型遊戲機(PSP) | 0 | |
| 6 | 其他類裝置 | 0 | |
| Sysmiss | | 1948 | |

Warning: these figures indicate the number of cases found in the data file. They cannot be interpreted as summary statistics of the population of interest.

h5.10b.5: H5.10b.5.請問您時常在哪些平台裝置上玩線上遊戲?(複選題)-攜帶型遊戲機(PSP)

| | |
|--------------------|--|
| Information | [Type= discrete] [Format=numeric] [Range= 1-6] [Missing=*] |
| Statistics [NW/ W] | [Valid=22 /-] [Invalid=1978 /-] |

| Value | Label | Cases | Percentage |
|-------|------------------------------|-------|------------|
| 1 | 手機 | 0 | |
| 2 | 個人電腦(包括桌上型和筆記型電腦) | 0 | |
| 3 | 平板電腦 | 0 | |
| 4 | 電玩遊戲器主機(微軟XBOX、任天堂Wii、索尼PS3) | 0 | |
| 5 | 攜帶型遊戲機(PSP) | 22 | 100.0% |
| 6 | 其他類裝置 | 0 | |

| | | | |
|---|---|-------|------------|
| # h5.10b.5: H5.10b.5.請問您時常在哪些平台裝置上玩線上遊戲?(複選題)-攜帶型遊戲機(PSP) | | | |
| Value | Label | Cases | Percentage |
| Sysmiss | | 1978 | |
| Warning: these figures indicate the number of cases found in the data file. They cannot be interpreted as summary statistics of the population of interest. | | | |
| # h5.10b.6: H5.10b.6.請問您時常在哪些平台裝置上玩線上遊戲?(複選題)-其他類裝置 | | | |
| Information | [Type= discrete] [Format=numeric] [Range= 1-6] [Missing=*] | | |
| Statistics [NW/ W] | [Valid=1 -/] [Invalid=1999 -/] | | |
| Value | Label | Cases | Percentage |
| 1 | 手機 | 0 | |
| 2 | 個人電腦(包括桌上型和筆記型電腦) | 0 | |
| 3 | 平板電腦 | 0 | |
| 4 | 電玩遊戲器主機(微軟XBOX、任天堂Wii、索尼PS3) | 0 | |
| 5 | 攜帶型遊戲機(PSP) | 0 | |
| 6 | 其他類裝置 | 1 | 100.0% |
| Sysmiss | | 1999 | |
| Warning: these figures indicate the number of cases found in the data file. They cannot be interpreted as summary statistics of the population of interest. | | | |
| # h5.10b_other: H5.10b.other.請問您時常在哪些平台裝置上玩線上遊戲?(複選題)-其他類裝置— | | | |
| Information | [Type= discrete] [Format=character] [Missing=*] | | |
| Statistics [NW/ W] | [Valid=1 -/] [Invalid=0 -/] | | |
| Value | Label | Cases | Percentage |
| 不玩遊戲 | | 1 | 100.0% |
| Warning: these figures indicate the number of cases found in the data file. They cannot be interpreted as summary statistics of the population of interest. | | | |
| # h5.10c.1: H5.10c.1.請問您時常玩的遊戲類型(包含App遊戲)為何種?(複選題)-大型線上角色扮演遊戲(MMORPG) | | | |
| Information | [Type= discrete] [Format=numeric] [Range= 1-10] [Missing=*] | | |
| Statistics [NW/ W] | [Valid=201 -/] [Invalid=1799 -/] | | |
| Value | Label | Cases | Percentage |
| 1 | 大型線上角色扮演遊戲(MMORPG) | 201 | 100.0% |
| 2 | 射擊遊戲 | 0 | |
| 3 | 動作冒險遊戲 | 0 | |
| 4 | 格鬥遊戲 | 0 | |
| 5 | 休閒益智遊戲(如：Candy Crush、FB小遊戲) | 0 | |
| 6 | 賽車類遊戲 | 0 | |
| 7 | 運動遊戲 | 0 | |
| 8 | 音樂遊戲 | 0 | |
| 9 | 賭場類遊戲 | 0 | |
| 10 | 其他類遊戲 | 0 | |
| Sysmiss | | 1799 | |
| Warning: these figures indicate the number of cases found in the data file. They cannot be interpreted as summary statistics of the population of interest. | | | |
| # h5.10c.2: H5.10c.2.請問您時常玩的遊戲類型(包含App遊戲)為何種?(複選題)-射擊遊戲 | | | |
| Information | [Type= discrete] [Format=numeric] [Range= 1-10] [Missing=*] | | |
| Statistics [NW/ W] | [Valid=149 -/] [Invalid=1851 -/] | | |
| Value | Label | Cases | Percentage |
| 1 | 大型線上角色扮演遊戲(MMORPG) | 0 | |
| 2 | 射擊遊戲 | 149 | 100.0% |

| # h5.10c.2: H5.10c.2. 請問您時常玩的遊戲類型(包含 App 遊戲)為何種?(複選題) - 射擊遊戲 | | | |
|---|---|-------|------------|
| Value | Label | Cases | Percentage |
| 3 | 動作冒險遊戲 | 0 | |
| 4 | 格鬥遊戲 | 0 | |
| 5 | 休閒益智遊戲(如：Candy Crush、FB小遊戲) | 0 | |
| 6 | 賽車類遊戲 | 0 | |
| 7 | 運動遊戲 | 0 | |
| 8 | 音樂遊戲 | 0 | |
| 9 | 賭場類遊戲 | 0 | |
| 10 | 其他類遊戲 | 0 | |
| Sysmiss | | 1851 | |
| Warning: these figures indicate the number of cases found in the data file. They cannot be interpreted as summary statistics of the population of interest. | | | |
| # h5.10c.3: H5.10c.3. 請問您時常玩的遊戲類型(包含 App 遊戲)為何種?(複選題) - 動作冒險遊戲 | | | |
| Information | [Type= discrete] [Format=numeric] [Range= 1-10] [Missing=*] | | |
| Statistics [NW/ W] | [Valid=174 /-] [Invalid=1826 /-] | | |
| Value | Label | Cases | Percentage |
| 1 | 大型線上角色扮演遊戲(MMORPG) | 0 | |
| 2 | 射擊遊戲 | 0 | |
| 3 | 動作冒險遊戲 | 174 | 100.0% |
| 4 | 格鬥遊戲 | 0 | |
| 5 | 休閒益智遊戲(如：Candy Crush、FB小遊戲) | 0 | |
| 6 | 賽車類遊戲 | 0 | |
| 7 | 運動遊戲 | 0 | |
| 8 | 音樂遊戲 | 0 | |
| 9 | 賭場類遊戲 | 0 | |
| 10 | 其他類遊戲 | 0 | |
| Sysmiss | | 1826 | |
| Warning: these figures indicate the number of cases found in the data file. They cannot be interpreted as summary statistics of the population of interest. | | | |
| # h5.10c.4: H5.10c.4. 請問您時常玩的遊戲類型(包含 App 遊戲)為何種?(複選題) - 格鬥遊戲 | | | |
| Information | [Type= discrete] [Format=numeric] [Range= 1-10] [Missing=*] | | |
| Statistics [NW/ W] | [Valid=88 /-] [Invalid=1912 /-] | | |
| Value | Label | Cases | Percentage |
| 1 | 大型線上角色扮演遊戲(MMORPG) | 0 | |
| 2 | 射擊遊戲 | 0 | |
| 3 | 動作冒險遊戲 | 0 | |
| 4 | 格鬥遊戲 | 88 | 100.0% |
| 5 | 休閒益智遊戲(如：Candy Crush、FB小遊戲) | 0 | |
| 6 | 賽車類遊戲 | 0 | |
| 7 | 運動遊戲 | 0 | |
| 8 | 音樂遊戲 | 0 | |
| 9 | 賭場類遊戲 | 0 | |
| 10 | 其他類遊戲 | 0 | |
| Sysmiss | | 1912 | |
| Warning: these figures indicate the number of cases found in the data file. They cannot be interpreted as summary statistics of the population of interest. | | | |

h5.10c.5: H5.10c.5請問您時常玩的遊戲類型(包含**App**遊戲)為何種?(複選題)-休閒益智遊戲(如:Candy Crush、FB小遊戲)

| | |
|---------------------------|---|
| Information | [Type= discrete] [Format=numeric] [Range= 1-10] [Missing=*] |
| Statistics [NW/ W] | [Valid=574 -/] [Invalid=1426 -/] |

| Value | Label | Cases | Percentage |
|---------|-----------------------------|-------|------------|
| 1 | 大型線上角色扮演遊戲(MMORPG) | 0 | |
| 2 | 射擊遊戲 | 0 | |
| 3 | 動作冒險遊戲 | 0 | |
| 4 | 格鬥遊戲 | 0 | |
| 5 | 休閒益智遊戲(如：Candy Crush、FB小遊戲) | 574 | 100.0% |
| 6 | 賽車類遊戲 | 0 | |
| 7 | 運動遊戲 | 0 | |
| 8 | 音樂遊戲 | 0 | |
| 9 | 賭場類遊戲 | 0 | |
| 10 | 其他類遊戲 | 0 | |
| Sysmiss | | 1426 | |

Warning: these figures indicate the number of cases found in the data file. They cannot be interpreted as summary statistics of the population of interest.

h5.10c.6: H5.10c.6請問您時常玩的遊戲類型(包含**App**遊戲)為何種?(複選題)-賽車類遊戲

| | |
|---------------------------|---|
| Information | [Type= discrete] [Format=numeric] [Range= 1-10] [Missing=*] |
| Statistics [NW/ W] | [Valid=132 -/] [Invalid=1868 -/] |

| Value | Label | Cases | Percentage |
|---------|-----------------------------|-------|------------|
| 1 | 大型線上角色扮演遊戲(MMORPG) | 0 | |
| 2 | 射擊遊戲 | 0 | |
| 3 | 動作冒險遊戲 | 0 | |
| 4 | 格鬥遊戲 | 0 | |
| 5 | 休閒益智遊戲(如：Candy Crush、FB小遊戲) | 0 | |
| 6 | 賽車類遊戲 | 132 | 100.0% |
| 7 | 運動遊戲 | 0 | |
| 8 | 音樂遊戲 | 0 | |
| 9 | 賭場類遊戲 | 0 | |
| 10 | 其他類遊戲 | 0 | |
| Sysmiss | | 1868 | |

Warning: these figures indicate the number of cases found in the data file. They cannot be interpreted as summary statistics of the population of interest.

h5.10c.7: H5.10c.7請問您時常玩的遊戲類型(包含**App**遊戲)為何種?(複選題)-運動遊戲

| | |
|---------------------------|---|
| Information | [Type= discrete] [Format=numeric] [Range= 1-10] [Missing=*] |
| Statistics [NW/ W] | [Valid=139 -/] [Invalid=1861 -/] |

















| Value | Label | Cases | Percentage |
|-------|-----------------------------|-------|------------|
| 1 | 大型線上角色扮演遊戲(MMORPG) | 0 | |
| 2 | 射擊遊戲 | 0 | |
| 3 | 動作冒險遊戲 | 0 | |
| 4 | 格鬥遊戲 | 0 | |
| 5 | 休閒益智遊戲(如：Candy Crush、FB小遊戲) | 0 | |
| 6 | 賽車類遊戲 | 0 | |
| 7 | 運動遊戲 | 139 | 100.0% |
| 8 | 音樂遊戲 | 0 | |

| # h5.10c.7: H5.10c.7. 請問您時常玩的遊戲類型(包含 App 遊戲)為何種?(複選題)-運動遊戲 | | | | |
|---|---|-------|-------------------------------|--|
| Value | Label | Cases | Percentage | |
| 9 | 賭場類遊戲 | 0 | | |
| 10 | 其他類遊戲 | 0 | | |
| Sysmiss | | 1861 | | |
| Warning: these figures indicate the number of cases found in the data file. They cannot be interpreted as summary statistics of the population of interest. | | | | |
| # h5.10c.8: H5.10c.8. 請問您時常玩的遊戲類型(包含 App 遊戲)為何種?(複選題)-音樂遊戲 | | | | |
| Information | [Type= discrete] [Format=numeric] [Range= 1-10] [Missing=*] | | | |
| Statistics [NW/ W] | [Valid=104 -/] [Invalid=1896 -/] | | | |
| Value | Label | Cases | Percentage | |
| 1 | 大型線上角色扮演遊戲(MMORPG) | 0 | <div><div></div></div> 100.0% | |
| 2 | 射擊遊戲 | 0 | | |
| 3 | 動作冒險遊戲 | 0 | | |
| 4 | 格鬥遊戲 | 0 | | |
| 5 | 休閒益智遊戲(如：Candy Crush、FB小遊戲) | 0 | | |
| 6 | 賽車類遊戲 | 0 | | |
| 7 | 運動遊戲 | 0 | | |
| 8 | 音樂遊戲 | 104 | | |
| 9 | 賭場類遊戲 | 0 | | |
| 10 | 其他類遊戲 | 0 | | |
| Sysmiss | | 1896 | | |
| Warning: these figures indicate the number of cases found in the data file. They cannot be interpreted as summary statistics of the population of interest. | | | | |
| # h5.10c.9: H5.10c.9. 請問您時常玩的遊戲類型(包含 App 遊戲)為何種?(複選題)-賭場類遊戲 | | | | |
| Information | [Type= discrete] [Format=numeric] [Range= 1-10] [Missing=*] | | | |
| Statistics [NW/ W] | [Valid=75 -/] [Invalid=1925 -/] | | | |
| Value | Label | Cases | Percentage | |
| 1 | 大型線上角色扮演遊戲(MMORPG) | 0 | <div><div></div></div> 100.0% | |
| 2 | 射擊遊戲 | 0 | | |
| 3 | 動作冒險遊戲 | 0 | | |
| 4 | 格鬥遊戲 | 0 | | |
| 5 | 休閒益智遊戲(如：Candy Crush、FB小遊戲) | 0 | | |
| 6 | 賽車類遊戲 | 0 | | |
| 7 | 運動遊戲 | 0 | | |
| 8 | 音樂遊戲 | 0 | | |
| 9 | 賭場類遊戲 | 75 | | |
| 10 | 其他類遊戲 | 0 | | |
| Sysmiss | | 1925 | | |
| Warning: these figures indicate the number of cases found in the data file. They cannot be interpreted as summary statistics of the population of interest. | | | | |
| # h5.10c.10: H5.10c.10. 請問您時常玩的遊戲類型(包含 App 遊戲)為何種?(複選題)-其他類遊戲 | | | | |
| Information | [Type= discrete] [Format=numeric] [Range= 1-10] [Missing=*] | | | |
| Statistics [NW/ W] | [Valid=62 -/] [Invalid=1938 -/] | | | |
| Value | Label | Cases | Percentage | |
| 1 | 大型線上角色扮演遊戲(MMORPG) | 0 | | |
| 2 | 射擊遊戲 | 0 | | |
| 3 | 動作冒險遊戲 | 0 | | |

| # h5.10c.10: H5.10c.10. 請問您時常玩的遊戲類型(包含 App 遊戲)為何種?(複選題) -其他類遊戲 | | | |
|---|---|-------|------------|
| Value | Label | Cases | Percentage |
| 4 | 格鬥遊戲 | 0 | |
| 5 | 休閒益智遊戲(如：Candy Crush、FB小遊戲) | 0 | |
| 6 | 賽車類遊戲 | 0 | |
| 7 | 運動遊戲 | 0 | |
| 8 | 音樂遊戲 | 0 | |
| 9 | 賭場類遊戲 | 0 | |
| 10 | 其他類遊戲 | 62 | 100.0% |
| Sysmiss | | 1938 | |
| Warning: these figures indicate the number of cases found in the data file. They cannot be interpreted as summary statistics of the population of interest. | | | |
| # h5.11a: H5.11a. 您平常上網買東西的頻率是? | | | |
| Information | [Type= discrete] [Format=numeric] [Range= 1-4] [Missing=*] | | |
| Statistics [NW/ W] | [Valid=1315 /-] [Invalid=685 /-] | | |
| Value | Label | Cases | Percentage |
| 1 | 從來沒有(跳答H5.(12)) | 481 | 36.6% |
| 2 | 很少 | 372 | 28.3% |
| 3 | 有時 | 322 | 24.5% |
| 4 | 經常 | 140 | 10.6% |
| Sysmiss | | 685 | |
| Warning: these figures indicate the number of cases found in the data file. They cannot be interpreted as summary statistics of the population of interest. | | | |
| # h5.11b: H5.11b. 上網買東西(不含賣東西)前, 您會先在網路上搜尋資訊的頻率是? | | | |
| Information | [Type= discrete] [Format=numeric] [Range= 1-4] [Missing=*] | | |
| Statistics [NW/ W] | [Valid=834 /-] [Invalid=1166 /-] | | |
| Value | Label | Cases | Percentage |
| 1 | 從來沒有 | 35 | 4.2% |
| 2 | 很少 | 165 | 19.8% |
| 3 | 有時 | 357 | 42.8% |
| 4 | 經常 | 277 | 33.2% |
| Sysmiss | | 1166 | |
| Warning: these figures indicate the number of cases found in the data file. They cannot be interpreted as summary statistics of the population of interest. | | | |
| # h5.11c: H5.11c. 請問您每個月平均在網路購物幾次?—次 | | | |
| Information | [Type= continuous] [Format=numeric] [Range= 0-30] [Missing=*] | | |
| Statistics [NW/ W] | [Valid=834 /-] [Invalid=1166 /-] [Mean=2.116 /-] [StdDev=2.563 /-] | | |
| # h5.11d: H5.11d. 請問您平均每次在網路上購物大概花費多少錢?—元 | | | |
| Information | [Type= continuous] [Format=numeric] [Range= 100-10000] [Missing=*] | | |
| Statistics [NW/ W] | [Valid=834 /-] [Invalid=1166 /-] [Mean=1172.602 /-] [StdDev=1203.42 /-] | | |
| # h5.11e: H5.11e. 您平均一個月內, 會在網路上表達(po文、回應、分享)購物心得的頻率是? | | | |
| Information | [Type= discrete] [Format=numeric] [Range= 1-4] [Missing=*] | | |
| Statistics [NW/ W] | [Valid=834 /-] [Invalid=1166 /-] | | |
| Value | Label | Cases | Percentage |
| 1 | 從來沒有 | 330 | 39.6% |
| 2 | 很少 | 261 | 31.3% |
| 3 | 有時 | 194 | 23.3% |

| # h5.11e: H5.11e. 您平均一個月內，會在網路上表達(po 文、回應、分享)購物心得的頻率是？ | | | |
|---|--|-------|------------|
| Value | Label | Cases | Percentage |
| 4 | 經常 | 49 | 5.9% |
| Sysmiss | | 1166 | |
| Warning: these figures indicate the number of cases found in the data file. They cannot be interpreted as summary statistics of the population of interest. | | | |
| # h5.11f.1: H5.11f.1. 您通常透過哪些網路管道買東西?(複選題)-團購網站 | | | |
| Information | [Type= discrete] [Format=numeric] [Range= 1-5] [Missing=*] | | |
| Statistics [NW/ W] | [Valid=245 /-] [Invalid=1755 /-] | | |
| Value | Label | Cases | Percentage |
| 1 | 團購網站 | 245 | 100.0% |
| 2 | 拍賣(買東西)(樂天拍賣、yahoo奇摩拍賣) | 0 | |
| 3 | 購物網站(PChome、奇摩購物商城) | 0 | |
| 4 | 品牌網站(lativ、7net雲端超商) | 0 | |
| 5 | 其他社群平台(Facebook臉書、BBS電子佈告欄、Blog部落格) | 0 | |
| Sysmiss | | 1755 | |
| Warning: these figures indicate the number of cases found in the data file. They cannot be interpreted as summary statistics of the population of interest. | | | |
| # h5.11f.2: H5.11f.2. 您通常透過哪些網路管道買東西?(複選題)-拍賣(買東西)(樂天拍賣、yahoo奇摩拍賣) | | | |
| Information | [Type= discrete] [Format=numeric] [Range= 1-5] [Missing=*] | | |
| Statistics [NW/ W] | [Valid=600 /-] [Invalid=1400 /-] | | |
| Value | Label | Cases | Percentage |
| 1 | 團購網站 | 0 | |
| 2 | 拍賣(買東西)(樂天拍賣、yahoo奇摩拍賣) | 600 | 100.0% |
| 3 | 購物網站(PChome、奇摩購物商城) | 0 | |
| 4 | 品牌網站(lativ、7net雲端超商) | 0 | |
| 5 | 其他社群平台(Facebook臉書、BBS電子佈告欄、Blog部落格) | 0 | |
| Sysmiss | | 1400 | |
| Warning: these figures indicate the number of cases found in the data file. They cannot be interpreted as summary statistics of the population of interest. | | | |
| # h5.11f.3: H5.11f.3. 您通常透過哪些網路管道買東西?(複選題)-購物網站(PChome、奇摩購物商城) | | | |
| Information | [Type= discrete] [Format=numeric] [Range= 1-5] [Missing=*] | | |
| Statistics [NW/ W] | [Valid=517 /-] [Invalid=1483 /-] | | |
| Value | Label | Cases | Percentage |
| 1 | 團購網站 | 0 | |
| 2 | 拍賣(買東西)(樂天拍賣、yahoo奇摩拍賣) | 0 | |
| 3 | 購物網站(PChome、奇摩購物商城) | 517 | 100.0% |
| 4 | 品牌網站(lativ、7net雲端超商) | 0 | |
| 5 | 其他社群平台(Facebook臉書、BBS電子佈告欄、Blog部落格) | 0 | |
| Sysmiss | | 1483 | |
| Warning: these figures indicate the number of cases found in the data file. They cannot be interpreted as summary statistics of the population of interest. | | | |
| # h5.11f.4: H5.11f.4. 您通常透過哪些網路管道買東西?(複選題)-品牌網站(lativ、7net雲端超商) | | | |
| Information | [Type= discrete] [Format=numeric] [Range= 1-5] [Missing=*] | | |
| Statistics [NW/ W] | [Valid=215 /-] [Invalid=1785 /-] | | |
| Value | Label | Cases | Percentage |
| 1 | 團購網站 | 0 | |
| 2 | 拍賣(買東西)(樂天拍賣、yahoo奇摩拍賣) | 0 | |

| # h5.11f.4: H5.11f.4. 您通常透過哪些網路管道買東西?(複選題)-品牌網站(lativ、7net雲端超商) | | | |
|---|--|-------|-------------------------------|
| Value | Label | Cases | Percentage |
| 3 | 購物網站(PChome、奇摩購物商城) | 0 | |
| 4 | 品牌網站(lativ、7net雲端超商) | 215 | <div><div></div></div> 100.0% |
| 5 | 其他社群平台(Facebook臉書、BBS電子佈告欄、Blog部落格) | 0 | |
| Sysmiss | | 1785 | |
| Warning: these figures indicate the number of cases found in the data file. They cannot be interpreted as summary statistics of the population of interest. | | | |
| # h5.11f.5: H5.11f.5. 您通常透過哪些網路管道買東西?(複選題)-其他社群平台(Facebook 臉書、BBS電子佈告欄、Blog部落格) | | | |
| Information | [Type= discrete] [Format=numeric] [Range= 1-5] [Missing=*] | | |
| Statistics [NW/ W] | [Valid=110 /-] [Invalid=1890 /-] | | |
| Value | Label | Cases | Percentage |
| 1 | 團購網站 | 0 | |
| 2 | 拍賣(買東西)(樂天拍賣、yahoo奇摩拍賣) | 0 | |
| 3 | 購物網站(PChome、奇摩購物商城) | 0 | |
| 4 | 品牌網站(lativ、7net雲端超商) | 0 | |
| 5 | 其他社群平台(Facebook臉書、BBS電子佈告欄、Blog部落格) | 110 | <div><div></div></div> 100.0% |
| Sysmiss | | 1890 | |
| Warning: these figures indicate the number of cases found in the data file. They cannot be interpreted as summary statistics of the population of interest. | | | |
| # h5.12: H5.12. 請問您平常透過上網做金融股票交易或查詢的頻率是?(包含網路銀行、網路郵局) | | | |
| Information | [Type= discrete] [Format=numeric] [Range= 1-4] [Missing=*] | | |
| Statistics [NW/ W] | [Valid=1315 /-] [Invalid=685 /-] | | |
| Value | Label | Cases | Percentage |
| 1 | 從來沒有 | 726 | <div><div></div></div> 55.2% |
| 2 | 很少 | 298 | <div><div></div></div> 22.7% |
| 3 | 有時 | 205 | <div><div></div></div> 15.6% |
| 4 | 經常 | 86 | <div><div></div></div> 6.5% |
| Sysmiss | | 685 | |
| Warning: these figures indicate the number of cases found in the data file. They cannot be interpreted as summary statistics of the population of interest. | | | |
| # h5.13: H5.13. 您平常上網使用下載軟體(如：迅雷、flashget、foxy、eMule)的頻率是? | | | |
| Information | [Type= discrete] [Format=numeric] [Range= 1-4] [Missing=*] | | |
| Statistics [NW/ W] | [Valid=1315 /-] [Invalid=685 /-] | | |
| Value | Label | Cases | Percentage |
| 1 | 從來沒有 | 575 | <div><div></div></div> 43.7% |
| 2 | 很少 | 427 | <div><div></div></div> 32.5% |
| 3 | 有時 | 235 | <div><div></div></div> 17.9% |
| 4 | 經常 | 78 | <div><div></div></div> 5.9% |
| Sysmiss | | 685 | |
| Warning: these figures indicate the number of cases found in the data file. They cannot be interpreted as summary statistics of the population of interest. | | | |
| # h5.14: H5.14. 您平常線上學習(如：開放式課程網站)的頻率是? | | | |
| Information | [Type= discrete] [Format=numeric] [Range= 1-4] [Missing=*] | | |
| Statistics [NW/ W] | [Valid=1315 /-] [Invalid=685 /-] | | |
| Value | Label | Cases | Percentage |
| 1 | 從來沒有 | 722 | <div><div></div></div> 54.9% |

| # h5.14: H5.14. 您平常線上學習(如：開放式課程網站)的頻率是? | | | |
|---|--|-------|---|
| Value | Label | Cases | Percentage |
| 2 | 很少 | 403 |  30.6% |
| 3 | 有時 | 161 |  12.2% |
| 4 | 經常 | 29 |  2.2% |
| Sysmiss | | 685 | |
| Warning: these figures indicate the number of cases found in the data file. They cannot be interpreted as summary statistics of the population of interest. | | | |
| # h5.15: H5.15. 您平常看電子書的頻率是? | | | |
| Information | [Type= discrete] [Format=numeric] [Range= 1-4] [Missing=*] | | |
| Statistics [NW/ W] | [Valid=1315 /-] [Invalid=685 /-] | | |
| Value | Label | Cases | Percentage |
| 1 | 從來沒有 | 709 |  53.9% |
| 2 | 很少 | 382 |  29.0% |
| 3 | 有時 | 185 |  14.1% |
| 4 | 經常 | 39 |  3.0% |
| Sysmiss | | 685 | |
| Warning: these figures indicate the number of cases found in the data file. They cannot be interpreted as summary statistics of the population of interest. | | | |
| # h6.1: H6.1. 您最近一年內上網使用電子郵件 (E-mail)與他人互動的頻率是? | | | |
| Information | [Type= discrete] [Format=numeric] [Range= 1-4] [Missing=*] | | |
| Statistics [NW/ W] | [Valid=1102 /-] [Invalid=898 /-] | | |
| Value | Label | Cases | Percentage |
| 1 | 從來沒有 | 124 |  11.3% |
| 2 | 很少 | 412 |  37.4% |
| 3 | 有時 | 316 |  28.7% |
| 4 | 經常 | 250 |  22.7% |
| Sysmiss | | 898 | |
| Warning: these figures indicate the number of cases found in the data file. They cannot be interpreted as summary statistics of the population of interest. | | | |
| # h6.2: H6.2. 您最近一年內上網使用即時通(如MSN、Yahoo、Line、WeChat)與他人互動的頻率是?(使用文字、圖像進行溝通) | | | |
| Information | [Type= discrete] [Format=numeric] [Range= 1-4] [Missing=*] | | |
| Statistics [NW/ W] | [Valid=1315 /-] [Invalid=685 /-] | | |
| Value | Label | Cases | Percentage |
| 1 | 從來沒有 | 282 |  21.4% |
| 2 | 很少 | 339 |  25.8% |
| 3 | 有時 | 302 |  23.0% |
| 4 | 經常 | 392 |  29.8% |
| Sysmiss | | 685 | |
| Warning: these figures indicate the number of cases found in the data file. They cannot be interpreted as summary statistics of the population of interest. | | | |
| # h6.3: H6.3. 您最近一年內上網玩線上遊戲與他人互動的頻率是? | | | |
| Information | [Type= discrete] [Format=numeric] [Range= 1-4] [Missing=*] | | |
| Statistics [NW/ W] | [Valid=876 /-] [Invalid=1124 /-] | | |
| Value | Label | Cases | Percentage |
| 1 | 從來沒有 | 146 |  16.7% |
| 2 | 很少 | 281 |  32.1% |

| # h6.3: H6.3. 您最近一年內上網玩線上遊戲與他人互動的頻率是? | | | |
|---|--|-------|------------------------------|
| Value | Label | Cases | Percentage |
| 3 | 有時 | 257 | <div><div></div></div> 29.3% |
| 4 | 經常 | 192 | <div><div></div></div> 21.9% |
| Sysmiss | | 1124 | |
| Warning: these figures indicate the number of cases found in the data file. They cannot be interpreted as summary statistics of the population of interest. | | | |
| # h6.4: H6.4. 您最近一年內上網使用網路電話(如：skype)與他人互動的頻率是? | | | |
| Information | [Type= discrete] [Format=numeric] [Range= 1-4] [Missing=*] | | |
| Statistics [NW/ W] | [Valid=1315 /-] [Invalid=685 /-] | | |
| Value | Label | Cases | Percentage |
| 1 | 從來沒有 | 529 | <div><div></div></div> 40.2% |
| 2 | 很少 | 349 | <div><div></div></div> 26.5% |
| 3 | 有時 | 298 | <div><div></div></div> 22.7% |
| 4 | 經常 | 139 | <div><div></div></div> 10.6% |
| Sysmiss | | 685 | |
| Warning: these figures indicate the number of cases found in the data file. They cannot be interpreted as summary statistics of the population of interest. | | | |
| # h6.5: H6.5. 您最近一年內上網在BBS聊天室貼文、回文或推文與他人互動的頻率是? | | | |
| Information | [Type= discrete] [Format=numeric] [Range= 1-4] [Missing=*] | | |
| Statistics [NW/ W] | [Valid=1315 /-] [Invalid=685 /-] | | |
| Value | Label | Cases | Percentage |
| 1 | 從來沒有 | 708 | <div><div></div></div> 53.8% |
| 2 | 很少 | 347 | <div><div></div></div> 26.4% |
| 3 | 有時 | 202 | <div><div></div></div> 15.4% |
| 4 | 經常 | 58 | <div><div></div></div> 4.4% |
| Sysmiss | | 685 | |
| Warning: these figures indicate the number of cases found in the data file. They cannot be interpreted as summary statistics of the population of interest. | | | |
| # h6.6: H6.6. 您最近一年內使用網站聊天室或交友網站(如：愛情公寓)與他人互動的頻率是? | | | |
| Information | [Type= discrete] [Format=numeric] [Range= 1-4] [Missing=*] | | |
| Statistics [NW/ W] | [Valid=324 /-] [Invalid=1676 /-] | | |
| Value | Label | Cases | Percentage |
| 1 | 從來沒有 | 64 | <div><div></div></div> 19.8% |
| 2 | 很少 | 152 | <div><div></div></div> 46.9% |
| 3 | 有時 | 87 | <div><div></div></div> 26.9% |
| 4 | 經常 | 21 | <div><div></div></div> 6.5% |
| Sysmiss | | 1676 | |
| Warning: these figures indicate the number of cases found in the data file. They cannot be interpreted as summary statistics of the population of interest. | | | |
| # h6.7: H6.7. 您最近一年內上網參與社群討論群組(如：Mobile 01、Fashion Guide、巴哈姆特)與他人互動的頻率是? | | | |
| Information | [Type= discrete] [Format=numeric] [Range= 1-4] [Missing=*] | | |
| Statistics [NW/ W] | [Valid=715 /-] [Invalid=1285 /-] | | |
| Value | Label | Cases | Percentage |
| 1 | 從來沒有 | 220 | <div><div></div></div> 30.8% |
| 2 | 很少 | 305 | <div><div></div></div> 42.7% |
| 3 | 有時 | 153 | <div><div></div></div> 21.4% |
| 4 | 經常 | 37 | <div><div></div></div> 5.2% |

h6.7: H6.7.您最近一年內上網參與社群討論群組(如：**Mobile** 01、Fashion Guide、巴哈姆特)與他人互動的頻率是？





| Value | Label | Cases | Percentage |
|---------|-------|-------|------------|
| Sysmiss | | 1285 | |

Warning: these figures indicate the number of cases found in the data file. They cannot be interpreted as summary statistics of the population of interest.

h6.8: H6.8.您最近一年內上網進行網路會議與他人互動的頻率是？

| | |
|-------------|--|
| Information | [Type= discrete] [Format=numeric] [Range= 1-4] [Missing=*] |
|-------------|--|

| | |
|--------------------|----------------------------------|
| Statistics [NW/ W] | [Valid=1315 /-] [Invalid=685 /-] |
|--------------------|----------------------------------|





| Value | Label | Cases | Percentage |
|---------|-------|-------|---|
| 1 | 從來沒有 | 753 |  57.3% |
| 2 | 很少 | 306 |  23.3% |
| 3 | 有時 | 205 |  15.6% |
| 4 | 經常 | 51 |  3.9% |
| Sysmiss | | 685 | |

Warning: these figures indicate the number of cases found in the data file. They cannot be interpreted as summary statistics of the population of interest.

h6.9: H6.9.您最近一年內上網瀏覽或回應他人的部落格與他人互動的頻率是？

| | |
|-------------|--|
| Information | [Type= discrete] [Format=numeric] [Range= 1-4] [Missing=*] |
|-------------|--|

| | |
|--------------------|----------------------------------|
| Statistics [NW/ W] | [Valid=834 /-] [Invalid=1166 /-] |
|--------------------|----------------------------------|






| Value | Label | Cases | Percentage |
|---------|-------|-------|---|
| 1 | 從來沒有 | 130 |  15.6% |
| 2 | 很少 | 310 |  37.2% |
| 3 | 有時 | 299 |  35.9% |
| 4 | 經常 | 95 |  11.4% |
| Sysmiss | | 1166 | |

Warning: these figures indicate the number of cases found in the data file. They cannot be interpreted as summary statistics of the population of interest.

h7.1: H7.1.請問您同不同意， 您使用網路是想要表達自己的意見。

| | |
|-------------|--|
| Information | [Type= discrete] [Format=numeric] [Range= 1-5] [Missing=*] |
|-------------|--|

| | |
|--------------------|----------------------------------|
| Statistics [NW/ W] | [Valid=1315 /-] [Invalid=685 /-] |
|--------------------|----------------------------------|

| Value | Label | Cases | Percentage |
|---------|---------|-------|---|
| 1 | 非常不同意 | 58 |  4.4% |
| 2 | 不同意 | 144 |  11.0% |
| 3 | 無所謂同不同意 | 412 |  31.3% |
| 4 | 同意 | 621 |  47.2% |
| 5 | 非常同意 | 80 |  6.1% |
| Sysmiss | | 685 | |

Warning: these figures indicate the number of cases found in the data file. They cannot be interpreted as summary statistics of the population of interest.

| # h7.2: H7.2.請問您同不同意， 您使用網路是想要透過網路與朋友維繫友誼。 | | | |
|---|--|-------|------------------------------|
| Information | [Type= discrete] [Format=numeric] [Range= 1-5] [Missing=*] | | |
| Statistics [NW/ W] | [Valid=1315 /-] [Invalid=685 /-] | | |
| Value | Label | Cases | Percentage |
| 1 | 非常不同意 | 35 | <div><div></div></div> 2.7% |
| 2 | 不同意 | 98 | <div><div></div></div> 7.5% |
| 3 | 無所謂同不同意 | 267 | <div><div></div></div> 20.3% |
| 4 | 同意 | 736 | <div><div></div></div> 56.0% |
| 5 | 非常同意 | 179 | <div><div></div></div> 13.6% |
| Sysmiss | | 685 | |
| Warning: these figures indicate the number of cases found in the data file. They cannot be interpreted as summary statistics of the population of interest. | | | |
| # h7.3: H7.3.請問您同不同意， 您使用網路是想要幫助別人解決問題。 | | | |
| Information | [Type= discrete] [Format=numeric] [Range= 1-5] [Missing=*] | | |
| Statistics [NW/ W] | [Valid=1315 /-] [Invalid=685 /-] | | |
| Value | Label | Cases | Percentage |
| 1 | 非常不同意 | 45 | <div><div></div></div> 3.4% |
| 2 | 不同意 | 191 | <div><div></div></div> 14.5% |
| 3 | 無所謂同不同意 | 455 | <div><div></div></div> 34.6% |
| 4 | 同意 | 553 | <div><div></div></div> 42.1% |
| 5 | 非常同意 | 71 | <div><div></div></div> 5.4% |
| Sysmiss | | 685 | |
| Warning: these figures indicate the number of cases found in the data file. They cannot be interpreted as summary statistics of the population of interest. | | | |
| # h7.4: H7.4.請問您同不同意， 您使用網路是想要找有用的資訊。 | | | |
| Information | [Type= discrete] [Format=numeric] [Range= 1-5] [Missing=*] | | |
| Statistics [NW/ W] | [Valid=1315 /-] [Invalid=685 /-] | | |
| Value | Label | Cases | Percentage |
| 1 | 非常不同意 | 18 | <div><div></div></div> 1.4% |
| 2 | 不同意 | 38 | <div><div></div></div> 2.9% |
| 3 | 無所謂同不同意 | 149 | <div><div></div></div> 11.3% |
| 4 | 同意 | 790 | <div><div></div></div> 60.1% |
| 5 | 非常同意 | 320 | <div><div></div></div> 24.3% |
| Sysmiss | | 685 | |
| Warning: these figures indicate the number of cases found in the data file. They cannot be interpreted as summary statistics of the population of interest. | | | |
| # h7.5: H7.5.請問您同不同意， 您使用網路是想要學習(或了解)新事物。 | | | |
| Information | [Type= discrete] [Format=numeric] [Range= 1-5] [Missing=*] | | |
| Statistics [NW/ W] | [Valid=1315 /-] [Invalid=685 /-] | | |
| Value | Label | Cases | Percentage |
| 1 | 非常不同意 | 17 | <div><div></div></div> 1.3% |
| 2 | 不同意 | 49 | <div><div></div></div> 3.7% |
| 3 | 無所謂同不同意 | 212 | <div><div></div></div> 16.1% |
| 4 | 同意 | 775 | <div><div></div></div> 58.9% |
| 5 | 非常同意 | 262 | <div><div></div></div> 19.9% |
| Sysmiss | | 685 | |
| Warning: these figures indicate the number of cases found in the data file. They cannot be interpreted as summary statistics of the population of interest. | | | |

| # h7.6: H7.6. 請問您同不同意， 您使用網路是想要了解國內外大事。 | | | |
|---|--|-------|------------------------------|
| Information | [Type= discrete] [Format=numeric] [Range= 1-5] [Missing=*] | | |
| Statistics [NW/ W] | [Valid=1315 /-] [Invalid=685 /-] | | |
| Value | Label | Cases | Percentage |
| 1 | 非常不同意 | 25 | <div><div></div></div> 1.9% |
| 2 | 不同意 | 67 | <div><div></div></div> 5.1% |
| 3 | 無所謂同不同意 | 256 | <div><div></div></div> 19.5% |
| 4 | 同意 | 748 | <div><div></div></div> 56.9% |
| 5 | 非常同意 | 219 | <div><div></div></div> 16.7% |
| Sysmiss | | 685 | |
| Warning: these figures indicate the number of cases found in the data file. They cannot be interpreted as summary statistics of the population of interest. | | | |
| # h7.7: H7.7. 請問您同不同意， 您使用網路是想要打發時間。 | | | |
| Information | [Type= discrete] [Format=numeric] [Range= 1-5] [Missing=*] | | |
| Statistics [NW/ W] | [Valid=1315 /-] [Invalid=685 /-] | | |
| Value | Label | Cases | Percentage |
| 1 | 非常不同意 | 24 | <div><div></div></div> 1.8% |
| 2 | 不同意 | 116 | <div><div></div></div> 8.8% |
| 3 | 無所謂同不同意 | 252 | <div><div></div></div> 19.2% |
| 4 | 同意 | 710 | <div><div></div></div> 54.0% |
| 5 | 非常同意 | 213 | <div><div></div></div> 16.2% |
| Sysmiss | | 685 | |
| Warning: these figures indicate the number of cases found in the data file. They cannot be interpreted as summary statistics of the population of interest. | | | |
| # h7.8: H7.8. 請問您同不同意， 您使用網路是想要獲得娛樂。 | | | |
| Information | [Type= discrete] [Format=numeric] [Range= 1-5] [Missing=*] | | |
| Statistics [NW/ W] | [Valid=1315 /-] [Invalid=685 /-] | | |
| Value | Label | Cases | Percentage |
| 1 | 非常不同意 | 13 | <div><div></div></div> 1.0% |
| 2 | 不同意 | 73 | <div><div></div></div> 5.6% |
| 3 | 無所謂同不同意 | 243 | <div><div></div></div> 18.5% |
| 4 | 同意 | 755 | <div><div></div></div> 57.4% |
| 5 | 非常同意 | 231 | <div><div></div></div> 17.6% |
| Sysmiss | | 685 | |
| Warning: these figures indicate the number of cases found in the data file. They cannot be interpreted as summary statistics of the population of interest. | | | |
| # h7.9: H7.9. 請問您同不同意， 您使用網路是想要逃避現實。 | | | |
| Information | [Type= discrete] [Format=numeric] [Range= 1-5] [Missing=*] | | |
| Statistics [NW/ W] | [Valid=1315 /-] [Invalid=685 /-] | | |
| Value | Label | Cases | Percentage |
| 1 | 非常不同意 | 191 | <div><div></div></div> 14.5% |
| 2 | 不同意 | 490 | <div><div></div></div> 37.3% |
| 3 | 無所謂同不同意 | 360 | <div><div></div></div> 27.4% |
| 4 | 同意 | 227 | <div><div></div></div> 17.3% |
| 5 | 非常同意 | 47 | <div><div></div></div> 3.6% |
| Sysmiss | | 685 | |
| Warning: these figures indicate the number of cases found in the data file. They cannot be interpreted as summary statistics of the population of interest. | | | |

| # i1.1: I1.1.請問您同不同意您是個外向的人。 | | | |
|---|--|-------|------------------------------|
| Information | [Type= discrete] [Format=numeric] [Range= 1-5] [Missing=*] | | |
| Statistics [NW/ W] | [Valid=2000 /-] [Invalid=0 /-] | | |
| Value | Label | Cases | Percentage |
| 1 | 非常不同意 | 37 | <div><div></div></div> 1.8% |
| 2 | 不同意 | 420 | <div><div></div></div> 21.0% |
| 3 | 無所謂同不同意 | 474 | <div><div></div></div> 23.7% |
| 4 | 同意 | 893 | <div><div></div></div> 44.6% |
| 5 | 非常同意 | 176 | <div><div></div></div> 8.8% |
| Warning: these figures indicate the number of cases found in the data file. They cannot be interpreted as summary statistics of the population of interest. | | | |
| # i1.2: I1.2.請問您同不同意您是個喜歡社交(跟人交陪)的人。 | | | |
| Information | [Type= discrete] [Format=numeric] [Range= 1-5] [Missing=*] | | |
| Statistics [NW/ W] | [Valid=2000 /-] [Invalid=0 /-] | | |
| Value | Label | Cases | Percentage |
| 1 | 非常不同意 | 30 | <div><div></div></div> 1.5% |
| 2 | 不同意 | 353 | <div><div></div></div> 17.6% |
| 3 | 無所謂同不同意 | 520 | <div><div></div></div> 26.0% |
| 4 | 同意 | 910 | <div><div></div></div> 45.5% |
| 5 | 非常同意 | 187 | <div><div></div></div> 9.4% |
| Warning: these figures indicate the number of cases found in the data file. They cannot be interpreted as summary statistics of the population of interest. | | | |
| # i1.3: I1.3.請問您同不同意您喜歡依賴別人。 | | | |
| Information | [Type= discrete] [Format=numeric] [Range= 1-5] [Missing=*] | | |
| Statistics [NW/ W] | [Valid=2000 /-] [Invalid=0 /-] | | |
| Value | Label | Cases | Percentage |
| 1 | 非常不同意 | 119 | <div><div></div></div> 5.9% |
| 2 | 不同意 | 794 | <div><div></div></div> 39.7% |
| 3 | 無所謂同不同意 | 507 | <div><div></div></div> 25.4% |
| 4 | 同意 | 509 | <div><div></div></div> 25.4% |
| 5 | 非常同意 | 71 | <div><div></div></div> 3.6% |
| Warning: these figures indicate the number of cases found in the data file. They cannot be interpreted as summary statistics of the population of interest. | | | |
| # i1.4: I1.4.請問您同不同意， 當別人與您關係太親近時， 您會感到有壓力。 | | | |
| Information | [Type= discrete] [Format=numeric] [Range= 1-5] [Missing=*] | | |
| Statistics [NW/ W] | [Valid=2000 /-] [Invalid=0 /-] | | |
| Value | Label | Cases | Percentage |
| 1 | 非常不同意 | 71 | <div><div></div></div> 3.6% |
| 2 | 不同意 | 504 | <div><div></div></div> 25.2% |
| 3 | 無所謂同不同意 | 574 | <div><div></div></div> 28.7% |
| 4 | 同意 | 777 | <div><div></div></div> 38.8% |
| 5 | 非常同意 | 74 | <div><div></div></div> 3.7% |
| Warning: these figures indicate the number of cases found in the data file. They cannot be interpreted as summary statistics of the population of interest. | | | |
| # i1.5: I1.5.請問您同不同意， 當您有個人困擾需要幫忙時， 您知道該去找誰。 | | | |
| Information | [Type= discrete] [Format=numeric] [Range= 1-5] [Missing=*] | | |
| Statistics [NW/ W] | [Valid=2000 /-] [Invalid=0 /-] | | |

i1.5: I1.5.請問您同不同意，當您有個人困擾需要幫忙時，您知道該去找誰。

| Value | Label | Cases | Percentage |
|-------|---------|-------|------------|
| 1 | 非常不同意 | 36 | 1.8% |
| 2 | 不同意 | 141 | 7.0% |
| 3 | 無所謂同不同意 | 383 | 19.2% |
| 4 | 同意 | 1268 | 63.4% |
| 5 | 非常同意 | 172 | 8.6% |

Warning: these figures indicate the number of cases found in the data file. They cannot be interpreted as summary statistics of the population of interest.

i1.6: I1.6.請問您同不同意，若您臨時需要借3000元，您知道該向誰借。

| | |
|--------------------|--|
| Information | [Type= discrete] [Format=numeric] [Range= 1-5] [Missing=*] |
| Statistics [NW/ W] | [Valid=2000 /-] [Invalid=0 /-] |

| Value | Label | Cases | Percentage |
|-------|---------|-------|------------|
| 1 | 非常不同意 | 62 | 3.1% |
| 2 | 不同意 | 194 | 9.7% |
| 3 | 無所謂同不同意 | 365 | 18.2% |
| 4 | 同意 | 1141 | 57.0% |
| 5 | 非常同意 | 238 | 11.9% |

Warning: these figures indicate the number of cases found in the data file. They cannot be interpreted as summary statistics of the population of interest.

i1.7: I1.7.請問您同不同意，若臨時決定當天要去看電影，您可以很快找到人跟您一起去看。

| | |
|--------------------|--|
| Information | [Type= discrete] [Format=numeric] [Range= 1-5] [Missing=*] |
| Statistics [NW/ W] | [Valid=2000 /-] [Invalid=0 /-] |

| Value | Label | Cases | Percentage |
|-------|---------|-------|------------|
| 1 | 非常不同意 | 62 | 3.1% |
| 2 | 不同意 | 316 | 15.8% |
| 3 | 無所謂同不同意 | 547 | 27.4% |
| 4 | 同意 | 909 | 45.4% |
| 5 | 非常同意 | 166 | 8.3% |

Warning: these figures indicate the number of cases found in the data file. They cannot be interpreted as summary statistics of the population of interest.

i1.8: I1.8.請問您同不同意，整體來說，您很滿意您的生活。

| | |
|--------------------|--|
| Information | [Type= discrete] [Format=numeric] [Range= 1-5] [Missing=*] |
| Statistics [NW/ W] | [Valid=2000 /-] [Invalid=0 /-] |

| Value | Label | Cases | Percentage |
|-------|---------|-------|------------|
| 1 | 非常不同意 | 45 | 2.2% |
| 2 | 不同意 | 178 | 8.9% |
| 3 | 無所謂同不同意 | 478 | 23.9% |
| 4 | 同意 | 1105 | 55.2% |
| 5 | 非常同意 | 194 | 9.7% |

Warning: these figures indicate the number of cases found in the data file. They cannot be interpreted as summary statistics of the population of interest.

i1.9: I1.9.請問您同不同意，您覺得您跟別人很疏離。

| | |
|--------------------|--|
| Information | [Type= discrete] [Format=numeric] [Range= 1-5] [Missing=*] |
| Statistics [NW/ W] | [Valid=2000 /-] [Invalid=0 /-] |

| Value | Label | Cases | Percentage |
|-------|-------|-------|------------|
| 1 | 非常不同意 | 171 | 8.6% |
| 2 | 不同意 | 908 | 45.4% |

| # i1.9: I1.9.請問您同不同意，您覺得您跟別人很疏離。 | | | |
|---|--|-------|------------------------------|
| Value | Label | Cases | Percentage |
| 3 | 無所謂同不同意 | 538 | <div><div></div></div> 26.9% |
| 4 | 同意 | 352 | <div><div></div></div> 17.6% |
| 5 | 非常同意 | 31 | <div><div></div></div> 1.6% |
| Warning: these figures indicate the number of cases found in the data file. They cannot be interpreted as summary statistics of the population of interest. | | | |
| # i1.10: I1.10.請問您同不同意，您很滿意您的社交生活。 | | | |
| Information | [Type= discrete] [Format=numeric] [Range= 1-5] [Missing=*] | | |
| Statistics [NW/ W] | [Valid=2000 /-] [Invalid=0 /-] | | |
| Value | Label | Cases | Percentage |
| 1 | 非常不同意 | 19 | <div><div></div></div> 1.0% |
| 2 | 不同意 | 195 | <div><div></div></div> 9.8% |
| 3 | 無所謂同不同意 | 570 | <div><div></div></div> 28.5% |
| 4 | 同意 | 1076 | <div><div></div></div> 53.8% |
| 5 | 非常同意 | 140 | <div><div></div></div> 7.0% |
| Warning: these figures indicate the number of cases found in the data file. They cannot be interpreted as summary statistics of the population of interest. | | | |
| # i1.11: I1.11.請問您同不同意，在臉書上與朋友的關係讓您覺得很滿足。 | | | |
| Information | [Type= discrete] [Format=numeric] [Range= 1-5] [Missing=*] | | |
| Statistics [NW/ W] | [Valid=1137 /-] [Invalid=863 /-] | | |
| Value | Label | Cases | Percentage |
| 1 | 非常不同意 | 12 | <div><div></div></div> 1.1% |
| 2 | 不同意 | 123 | <div><div></div></div> 10.8% |
| 3 | 無所謂同不同意 | 417 | <div><div></div></div> 36.7% |
| 4 | 同意 | 516 | <div><div></div></div> 45.4% |
| 5 | 非常同意 | 69 | <div><div></div></div> 6.1% |
| Sysmiss | | 863 | |
| Warning: these figures indicate the number of cases found in the data file. They cannot be interpreted as summary statistics of the population of interest. | | | |
| # i1.12: I1.12.請問您同不同意，使用臉書時讓您感到朋友間的情誼及陪伴。 | | | |
| Information | [Type= discrete] [Format=numeric] [Range= 1-5] [Missing=*] | | |
| Statistics [NW/ W] | [Valid=1137 /-] [Invalid=863 /-] | | |
| Value | Label | Cases | Percentage |
| 1 | 非常不同意 | 11 | <div><div></div></div> 1.0% |
| 2 | 不同意 | 109 | <div><div></div></div> 9.6% |
| 3 | 無所謂同不同意 | 340 | <div><div></div></div> 29.9% |
| 4 | 同意 | 591 | <div><div></div></div> 52.0% |
| 5 | 非常同意 | 86 | <div><div></div></div> 7.6% |
| Sysmiss | | 863 | |
| Warning: these figures indicate the number of cases found in the data file. They cannot be interpreted as summary statistics of the population of interest. | | | |
| # i1.13: I1.13.請問您同不同意，當您與臉書上的朋友互動時，您覺得和朋友的關係更靠近了。 | | | |
| Information | [Type= discrete] [Format=numeric] [Range= 1-5] [Missing=*] | | |
| Statistics [NW/ W] | [Valid=1137 /-] [Invalid=863 /-] | | |
| Value | Label | Cases | Percentage |
| 1 | 非常不同意 | 12 | <div><div></div></div> 1.1% |
| 2 | 不同意 | 93 | <div><div></div></div> 8.2% |

| | | | |
|--|--|--------------|------------------------------|
| # i1.13: I1.13. 請問您同不同意，當您與臉書上的朋友互動時，您覺得和朋友的關係更靠近了。 | | | |
| Value | Label | Cases | Percentage |
| 3 | 無所謂同不同意 | 323 | <div><div></div></div> 28.4% |
| 4 | 同意 | 621 | <div><div></div></div> 54.6% |
| 5 | 非常同意 | 88 | <div><div></div></div> 7.7% |
| Sysmiss | | 863 | |
| <i>Warning: these figures indicate the number of cases found in the data file. They cannot be interpreted as summary statistics of the population of interest.</i> | | | |
| # i1.14: I1.14. 請問您同不同意，在臉書上和人互動讓您覺得您們同屬一個團體。 | | | |
| Information | [Type= discrete] [Format=numeric] [Range= 1-5] [Missing=*] | | |
| Statistics [NW/ W] | [Valid=1137 /-] [Invalid=863 /-] | | |
| Value | Label | Cases | Percentage |
| 1 | 非常不同意 | 11 | <div><div></div></div> 1.0% |
| 2 | 不同意 | 129 | <div><div></div></div> 11.3% |
| 3 | 無所謂同不同意 | 378 | <div><div></div></div> 33.2% |
| 4 | 同意 | 542 | <div><div></div></div> 47.7% |
| 5 | 非常同意 | 77 | <div><div></div></div> 6.8% |
| Sysmiss | | 863 | |
| <i>Warning: these figures indicate the number of cases found in the data file. They cannot be interpreted as summary statistics of the population of interest.</i> | | | |
| # i2.1: I2.1. 請問您同不同意，和網路上的人聊天，讓您對於世界其他地方產生好奇心 | | | |
| Information | [Type= discrete] [Format=numeric] [Range= 1-5] [Missing=*] | | |
| Statistics [NW/ W] | [Valid=1315 /-] [Invalid=685 /-] | | |
| Value | Label | Cases | Percentage |
| 1 | 非常不同意 | 25 | <div><div></div></div> 1.9% |
| 2 | 不同意 | 175 | <div><div></div></div> 13.3% |
| 3 | 無所謂同不同意 | 380 | <div><div></div></div> 28.9% |
| 4 | 同意 | 664 | <div><div></div></div> 50.5% |
| 5 | 非常同意 | 71 | <div><div></div></div> 5.4% |
| Sysmiss | | 685 | |
| <i>Warning: these figures indicate the number of cases found in the data file. They cannot be interpreted as summary statistics of the population of interest.</i> | | | |
| # i2.2: I2.2. 請問您同不同意，和網路上的人互動，讓您覺得能連結到更寬廣的視野 | | | |
| Information | [Type= discrete] [Format=numeric] [Range= 1-5] [Missing=*] | | |
| Statistics [NW/ W] | [Valid=1315 /-] [Invalid=685 /-] | | |
| Value | Label | Cases | Percentage |
| 1 | 非常不同意 | 17 | <div><div></div></div> 1.3% |
| 2 | 不同意 | 116 | <div><div></div></div> 8.8% |
| 3 | 無所謂同不同意 | 377 | <div><div></div></div> 28.7% |
| 4 | 同意 | 704 | <div><div></div></div> 53.5% |
| 5 | 非常同意 | 101 | <div><div></div></div> 7.7% |
| Sysmiss | | 685 | |
| <i>Warning: these figures indicate the number of cases found in the data file. They cannot be interpreted as summary statistics of the population of interest.</i> | | | |
| # i2.3: I2.3. 請問您同不同意，在網路上與您互動的人，在當您有需要時，他們會全力協助您。 | | | |
| Information | [Type= discrete] [Format=numeric] [Range= 1-5] [Missing=*] | | |
| Statistics [NW/ W] | [Valid=1315 /-] [Invalid=685 /-] | | |

i2.3: I2.3.請問您同不同意，在網路上與您互動的人，在當您有需要時，他們會全力協助您。

| Value | Label | Cases | Percentage |
|---------|---------|-------|------------|
| 1 | 非常不同意 | 32 | 2.4% |
| 2 | 不同意 | 246 | 18.7% |
| 3 | 無所謂同不同意 | 497 | 37.8% |
| 4 | 同意 | 494 | 37.6% |
| 5 | 非常同意 | 46 | 3.5% |
| Sysmiss | | 685 | |

Warning: these figures indicate the number of cases found in the data file. They cannot be interpreted as summary statistics of the population of interest.

i2.4: I2.4.請問您同不同意，在網路上與您互動的人，會為您打抱不平。

| | |
|--------------------|--|
| Information | [Type= discrete] [Format=numeric] [Range= 1-5] [Missing=*] |
| Statistics [NW/ W] | [Valid=1315 /-] [Invalid=685 /-] |

| Value | Label | Cases | Percentage |
|---------|---------|-------|------------|
| 1 | 非常不同意 | 35 | 2.7% |
| 2 | 不同意 | 208 | 15.8% |
| 3 | 無所謂同不同意 | 513 | 39.0% |
| 4 | 同意 | 522 | 39.7% |
| 5 | 非常同意 | 37 | 2.8% |
| Sysmiss | | 685 | |

Warning: these figures indicate the number of cases found in the data file. They cannot be interpreted as summary statistics of the population of interest.

i3.1: I3.1.請問您同不同意，和真實世界的人聊天，讓您對於世界其他地方產生好奇心

| | |
|--------------------|--|
| Information | [Type= discrete] [Format=numeric] [Range= 1-5] [Missing=*] |
| Statistics [NW/ W] | [Valid=1315 /-] [Invalid=685 /-] |

| Value | Label | Cases | Percentage |
|---------|---------|-------|------------|
| 1 | 非常不同意 | 14 | 1.1% |
| 2 | 不同意 | 106 | 8.1% |
| 3 | 無所謂同不同意 | 328 | 24.9% |
| 4 | 同意 | 752 | 57.2% |
| 5 | 非常同意 | 115 | 8.7% |
| Sysmiss | | 685 | |

Warning: these figures indicate the number of cases found in the data file. They cannot be interpreted as summary statistics of the population of interest.

i3.2: I3.2.請問您同不同意，和真實世界的人互動，讓您覺得能連結到更寬廣的視野

| | |
|--------------------|--|
| Information | [Type= discrete] [Format=numeric] [Range= 1-5] [Missing=*] |
| Statistics [NW/ W] | [Valid=1315 /-] [Invalid=685 /-] |

| Value | Label | Cases | Percentage |
|---------|---------|-------|------------|
| 1 | 非常不同意 | 12 | 0.9% |
| 2 | 不同意 | 78 | 5.9% |
| 3 | 無所謂同不同意 | 284 | 21.6% |
| 4 | 同意 | 793 | 60.3% |
| 5 | 非常同意 | 148 | 11.3% |
| Sysmiss | | 685 | |

Warning: these figures indicate the number of cases found in the data file. They cannot be interpreted as summary statistics of the population of interest.

i3.3: I3.3.請問您同不同意，在真實世界與您互動的人，在當您有需要時，他們會全力協助您。

| | |
|-------------|--|
| Information | [Type= discrete] [Format=numeric] [Range= 1-5] [Missing=*] |
|-------------|--|

i3.3: I3.3.請問您同不同意，在真實世界與您互動的人，在當您需要時，他們會全力協助您。

Statistics [NW/ W] [Valid=1315 /-] [Invalid=685 /-]

| Value | Label | Cases | Percentage |
|---------|---------|-------|------------|
| 1 | 非常不同意 | 13 | 1.0% |
| 2 | 不同意 | 102 | 7.8% |
| 3 | 無所謂同不同意 | 320 | 24.3% |
| 4 | 同意 | 745 | 56.7% |
| 5 | 非常同意 | 135 | 10.3% |
| Sysmiss | | 685 | |

Warning: these figures indicate the number of cases found in the data file. They cannot be interpreted as summary statistics of the population of interest.

i3.4: I3.4.請問您同不同意，在真實世界與您互動的人，會為您打抱不平。

Information [Type= discrete] [Format=numeric] [Range= 1-5] [Missing=*]

Statistics [NW/ W] [Valid=1315 /-] [Invalid=685 /-]

| Value | Label | Cases | Percentage |
|---------|---------|-------|------------|
| 1 | 非常不同意 | 16 | 1.2% |
| 2 | 不同意 | 97 | 7.4% |
| 3 | 無所謂同不同意 | 352 | 26.8% |
| 4 | 同意 | 728 | 55.4% |
| 5 | 非常同意 | 122 | 9.3% |
| Sysmiss | | 685 | |

Warning: these figures indicate the number of cases found in the data file. They cannot be interpreted as summary statistics of the population of interest.

j1: J1. 請問您多常同時「看電視」與「行動上網」？

Information [Type= discrete] [Format=numeric] [Range= 1-5] [Missing=*]

Statistics [NW/ W] [Valid=1315 /-] [Invalid=685 /-]

| Value | Label | Cases | Percentage |
|---------|------------|-------|------------|
| 1 | 從來不曾(跳答K1) | 405 | 30.8% |
| 2 | 少於每週一次 | 162 | 12.3% |
| 3 | 每週一次 | 135 | 10.3% |
| 4 | 每2~3天一次 | 235 | 17.9% |
| 5 | 每天至少一次 | 378 | 28.7% |
| Sysmiss | | 685 | |

Warning: these figures indicate the number of cases found in the data file. They cannot be interpreted as summary statistics of the population of interest.

j2: J2. 請問下面哪一個描述最符合您同時「看電視」與「行動上網」的行為？

Information [Type= discrete] [Format=numeric] [Range= 1-3] [Missing=*]

Statistics [NW/ W] [Valid=910 /-] [Invalid=1090 /-]

| Value | Label | Cases | Percentage |
|---------|-------------------------|-------|------------|
| 1 | 注意「電視機」與「行動網路」裡訊息的時間差不多 | 287 | 31.5% |
| 2 | 注意「電視機」裡訊息的時間比較多 | 251 | 27.6% |
| 3 | 注意「行動網路」裡訊息的時間比較多 | 372 | 40.9% |
| Sysmiss | | 1090 | |

Warning: these figures indicate the number of cases found in the data file. They cannot be interpreted as summary statistics of the population of interest.

j3.1: J3.1.請問您同不同意，您同時「看電視」與「行動上網」，是因為兩個一起看很方便。

Information [Type= discrete] [Format=numeric] [Range= 1-5] [Missing=*]

Statistics [NW/ W] [Valid=910 /-] [Invalid=1090 /-]

j3.1: J3.1.請問您同不同意，您同時「看電視」與「行動上網」，是因為兩個一起看很方便。

| Value | Label | Cases | Percentage |
|---------|---------|-------|------------------------------|
| 1 | 非常不同意 | 19 | <div><div></div></div> 2.1% |
| 2 | 不同意 | 102 | <div><div></div></div> 11.2% |
| 3 | 無所謂同不同意 | 219 | <div><div></div></div> 24.1% |
| 4 | 同意 | 497 | <div><div></div></div> 54.6% |
| 5 | 非常同意 | 73 | <div><div></div></div> 8.0% |
| Sysmiss | | 1090 | |

Warning: these figures indicate the number of cases found in the data file. They cannot be interpreted as summary statistics of the population of interest.

j3.2: J3.2.請問您同不同意，您同時「看電視」與「行動上網」，是因為您想要一次完成您想做的事。

| | |
|--------------------|--|
| Information | [Type= discrete] [Format=numeric] [Range= 1-5] [Missing=*] |
| Statistics [NW/ W] | [Valid=910 /-] [Invalid=1090 /-] |

| Value | Label | Cases | Percentage |
|---------|---------|-------|------------------------------|
| 1 | 非常不同意 | 18 | <div><div></div></div> 2.0% |
| 2 | 不同意 | 109 | <div><div></div></div> 12.0% |
| 3 | 無所謂同不同意 | 261 | <div><div></div></div> 28.7% |
| 4 | 同意 | 451 | <div><div></div></div> 49.6% |
| 5 | 非常同意 | 71 | <div><div></div></div> 7.8% |
| Sysmiss | | 1090 | |

Warning: these figures indicate the number of cases found in the data file. They cannot be interpreted as summary statistics of the population of interest.

j3.3: J3.3.請問您同不同意，您同時「看電視」與「行動上網」，是因為正在做的事很容易，兩個一起看並不是問題。

| | |
|--------------------|--|
| Information | [Type= discrete] [Format=numeric] [Range= 1-5] [Missing=*] |
| Statistics [NW/ W] | [Valid=910 /-] [Invalid=1090 /-] |

| Value | Label | Cases | Percentage |
|---------|---------|-------|------------------------------|
| 1 | 非常不同意 | 12 | <div><div></div></div> 1.3% |
| 2 | 不同意 | 104 | <div><div></div></div> 11.4% |
| 3 | 無所謂同不同意 | 211 | <div><div></div></div> 23.2% |
| 4 | 同意 | 505 | <div><div></div></div> 55.5% |
| 5 | 非常同意 | 78 | <div><div></div></div> 8.6% |
| Sysmiss | | 1090 | |

Warning: these figures indicate the number of cases found in the data file. They cannot be interpreted as summary statistics of the population of interest.

j3.4: J3.4.請問您同不同意，您同時「看電視」與「行動上網」，是因為想用最少的時間完成最多事。

| | |
|--------------------|--|
| Information | [Type= discrete] [Format=numeric] [Range= 1-5] [Missing=*] |
| Statistics [NW/ W] | [Valid=910 /-] [Invalid=1090 /-] |

| Value | Label | Cases | Percentage |
|---------|---------|-------|------------------------------|
| 1 | 非常不同意 | 17 | <div><div></div></div> 1.9% |
| 2 | 不同意 | 124 | <div><div></div></div> 13.6% |
| 3 | 無所謂同不同意 | 294 | <div><div></div></div> 32.3% |
| 4 | 同意 | 416 | <div><div></div></div> 45.7% |
| 5 | 非常同意 | 59 | <div><div></div></div> 6.5% |
| Sysmiss | | 1090 | |

Warning: these figures indicate the number of cases found in the data file. They cannot be interpreted as summary statistics of the population of interest.

j3.5: J3.5.請問您同不同意，您同時「看電視」與「行動上網」，是因為您自然而然地就會兩個一起看。

| | |
|-------------|--|
| Information | [Type= discrete] [Format=numeric] [Range= 1-5] [Missing=*] |
|-------------|--|

j3.5: J3.5.請問您同不同意，您同時「看電視」與「行動上網」，是因為您自然而然地就會兩個一起看。

Statistics [NW/ W] [Valid=910 /-] [Invalid=1090 /-]

| Value | Label | Cases | Percentage |
|---------|---------|-------|------------|
| 1 | 非常不同意 | 15 | 1.6% |
| 2 | 不同意 | 99 | 10.9% |
| 3 | 無所謂同不同意 | 203 | 22.3% |
| 4 | 同意 | 490 | 53.8% |
| 5 | 非常同意 | 103 | 11.3% |
| Sysmiss | | 1090 | |

Warning: these figures indicate the number of cases found in the data file. They cannot be interpreted as summary statistics of the population of interest.

j3.6: J3.6.請問您同不同意，您同時「看電視」與「行動上網」，是因為您想要按照自己的步調做事。

Information [Type= discrete] [Format=numeric] [Range= 1-5] [Missing=*]

Statistics [NW/ W] [Valid=910 /-] [Invalid=1090 /-]

| Value | Label | Cases | Percentage |
|---------|---------|-------|------------|
| 1 | 非常不同意 | 17 | 1.9% |
| 2 | 不同意 | 95 | 10.4% |
| 3 | 無所謂同不同意 | 270 | 29.7% |
| 4 | 同意 | 451 | 49.6% |
| 5 | 非常同意 | 77 | 8.5% |
| Sysmiss | | 1090 | |

Warning: these figures indicate the number of cases found in the data file. They cannot be interpreted as summary statistics of the population of interest.

j3.7: J3.7.請問您同不同意，您同時「看電視」與「行動上網」，是因為兩個一起看比較好打發時間。

Information [Type= discrete] [Format=numeric] [Range= 1-5] [Missing=*]

Statistics [NW/ W] [Valid=910 /-] [Invalid=1090 /-]

| Value | Label | Cases | Percentage |
|---------|---------|-------|------------|
| 1 | 非常不同意 | 21 | 2.3% |
| 2 | 不同意 | 147 | 16.2% |
| 3 | 無所謂同不同意 | 238 | 26.2% |
| 4 | 同意 | 425 | 46.7% |
| 5 | 非常同意 | 79 | 8.7% |
| Sysmiss | | 1090 | |

Warning: these figures indicate the number of cases found in the data file. They cannot be interpreted as summary statistics of the population of interest.

j3.8: J3.8.請問您同不同意，您同時「看電視」與「行動上網」，是因為兩個一起看比較有趣。

Information [Type= discrete] [Format=numeric] [Range= 1-5] [Missing=*]

Statistics [NW/ W] [Valid=910 /-] [Invalid=1090 /-]

| Value | Label | Cases | Percentage |
|---------|---------|-------|------------|
| 1 | 非常不同意 | 22 | 2.4% |
| 2 | 不同意 | 171 | 18.8% |
| 3 | 無所謂同不同意 | 303 | 33.3% |
| 4 | 同意 | 359 | 39.5% |
| 5 | 非常同意 | 55 | 6.0% |
| Sysmiss | | 1090 | |

Warning: these figures indicate the number of cases found in the data file. They cannot be interpreted as summary statistics of the population of interest.

| # j3.9: J3.9. 請問您同不同意，您同時「看電視」與「行動上網」，是因為兩個一起看可以得到更多資訊。 | | | |
|---|--|-------|------------------------------|
| Information | [Type= discrete] [Format=numeric] [Range= 1-5] [Missing=*] | | |
| Statistics [NW/ W] | [Valid=910 /-] [Invalid=1090 /-] | | |
| Value | Label | Cases | Percentage |
| 1 | 非常不同意 | 13 | <div><div></div></div> 1.4% |
| 2 | 不同意 | 131 | <div><div></div></div> 14.4% |
| 3 | 無所謂同不同意 | 252 | <div><div></div></div> 27.7% |
| 4 | 同意 | 442 | <div><div></div></div> 48.6% |
| 5 | 非常同意 | 72 | <div><div></div></div> 7.9% |
| Sysmiss | | 1090 | |
| Warning: these figures indicate the number of cases found in the data file. They cannot be interpreted as summary statistics of the population of interest. | | | |
| # j3.10: J3.10. 請問您同不同意，您同時「看電視」與「行動上網」，是因為兩個一起看對工作或課業更有幫助。 | | | |
| Information | [Type= discrete] [Format=numeric] [Range= 1-5] [Missing=*] | | |
| Statistics [NW/ W] | [Valid=910 /-] [Invalid=1090 /-] | | |
| Value | Label | Cases | Percentage |
| 1 | 非常不同意 | 41 | <div><div></div></div> 4.5% |
| 2 | 不同意 | 282 | <div><div></div></div> 31.0% |
| 3 | 無所謂同不同意 | 303 | <div><div></div></div> 33.3% |
| 4 | 同意 | 253 | <div><div></div></div> 27.8% |
| 5 | 非常同意 | 31 | <div><div></div></div> 3.4% |
| Sysmiss | | 1090 | |
| Warning: these figures indicate the number of cases found in the data file. They cannot be interpreted as summary statistics of the population of interest. | | | |
| # j3.11: J3.11. 請問您同不同意，您同時「看電視」與「行動上網」，是因為看電視時也想要隨時跟親朋好友保持聯繫。 | | | |
| Information | [Type= discrete] [Format=numeric] [Range= 1-5] [Missing=*] | | |
| Statistics [NW/ W] | [Valid=910 /-] [Invalid=1090 /-] | | |
| Value | Label | Cases | Percentage |
| 1 | 非常不同意 | 12 | <div><div></div></div> 1.3% |
| 2 | 不同意 | 117 | <div><div></div></div> 12.9% |
| 3 | 無所謂同不同意 | 239 | <div><div></div></div> 26.3% |
| 4 | 同意 | 466 | <div><div></div></div> 51.2% |
| 5 | 非常同意 | 76 | <div><div></div></div> 8.4% |
| Sysmiss | | 1090 | |
| Warning: these figures indicate the number of cases found in the data file. They cannot be interpreted as summary statistics of the population of interest. | | | |
| # j3.12: J3.12. 請問您同不同意，您同時「看電視」與「行動上網」，是因為您有設備隨時隨地都可以同時使用多個媒介。 | | | |
| Information | [Type= discrete] [Format=numeric] [Range= 1-5] [Missing=*] | | |
| Statistics [NW/ W] | [Valid=910 /-] [Invalid=1090 /-] | | |
| Value | Label | Cases | Percentage |
| 1 | 非常不同意 | 10 | <div><div></div></div> 1.1% |
| 2 | 不同意 | 98 | <div><div></div></div> 10.8% |
| 3 | 無所謂同不同意 | 236 | <div><div></div></div> 25.9% |
| 4 | 同意 | 490 | <div><div></div></div> 53.8% |
| 5 | 非常同意 | 76 | <div><div></div></div> 8.4% |
| Sysmiss | | 1090 | |

j3.12: J3.12.請問您同不同意，您同時「看電視」與「行動上網」，是因為您有設備隨時隨地都可以同時使用多個媒介。

Warning: these figures indicate the number of cases found in the data file. They cannot be interpreted as summary statistics of the population of interest.

j3.13: J3.13.請問您同不同意，您同時「看電視」與「行動上網」，是因為兩個一起看讓您覺得自己很重要。

Information [Type= discrete] [Format=numeric] [Range= 1-5] [Missing=*]

Statistics [NW/ W] [Valid=910 /-] [Invalid=1090 /-]

| Value | Label | Cases | Percentage |
|---------|---------|-------|------------|
| 1 | 非常不同意 | 36 | 4.0% |
| 2 | 不同意 | 263 | 28.9% |
| 3 | 無所謂同不同意 | 322 | 35.4% |
| 4 | 同意 | 251 | 27.6% |
| 5 | 非常同意 | 38 | 4.2% |
| Sysmiss | | 1090 | |

Warning: these figures indicate the number of cases found in the data file. They cannot be interpreted as summary statistics of the population of interest.

k1.1: K1.1.請問您同不同意，您在焦慮的心情下會想玩遊戲？

Information [Type= discrete] [Format=numeric] [Range= 1-5] [Missing=*]

Statistics [NW/ W] [Valid=876 /-] [Invalid=1124 /-]

| Value | Label | Cases | Percentage |
|---------|---------|-------|------------|
| 1 | 非常不同意 | 41 | 4.7% |
| 2 | 不同意 | 296 | 33.8% |
| 3 | 無所謂同不同意 | 210 | 24.0% |
| 4 | 同意 | 293 | 33.4% |
| 5 | 非常同意 | 36 | 4.1% |
| Sysmiss | | 1124 | |

Warning: these figures indicate the number of cases found in the data file. They cannot be interpreted as summary statistics of the population of interest.

k1.2: K1.2.請問您同不同意，您在生氣的心情下會想玩遊戲？

Information [Type= discrete] [Format=numeric] [Range= 1-5] [Missing=*]

Statistics [NW/ W] [Valid=876 /-] [Invalid=1124 /-]

| Value | Label | Cases | Percentage |
|---------|---------|-------|------------|
| 1 | 非常不同意 | 49 | 5.6% |
| 2 | 不同意 | 343 | 39.2% |
| 3 | 無所謂同不同意 | 221 | 25.2% |
| 4 | 同意 | 233 | 26.6% |
| 5 | 非常同意 | 30 | 3.4% |
| Sysmiss | | 1124 | |

Warning: these figures indicate the number of cases found in the data file. They cannot be interpreted as summary statistics of the population of interest.

k1.3: K1.3.請問您同不同意，您在輕鬆的心情下會想玩遊戲

Information [Type= discrete] [Format=numeric] [Range= 1-5] [Missing=*]

Statistics [NW/ W] [Valid=876 /-] [Invalid=1124 /-]

| Value | Label | Cases | Percentage |
|-------|---------|-------|------------|
| 1 | 非常不同意 | 6 | 0.7% |
| 2 | 不同意 | 76 | 8.7% |
| 3 | 無所謂同不同意 | 153 | 17.5% |
| 4 | 同意 | 546 | 62.3% |

| # k1.3: K1.3. 請問您同不同意，您在輕鬆的心情下會想玩遊戲 | | | |
|---|--|-------|------------------------------|
| Value | Label | Cases | Percentage |
| 5 | 非常同意 | 95 | <div><div></div></div> 10.8% |
| Sysmiss | | 1124 | |
| Warning: these figures indicate the number of cases found in the data file. They cannot be interpreted as summary statistics of the population of interest. | | | |
| # k1.4: K1.4. 請問您同不同意，您在快樂的心情下會想玩遊戲 | | | |
| Information | [Type= discrete] [Format=numeric] [Range= 1-5] [Missing=*] | | |
| Statistics [NW/ W] | [Valid=876 /-] [Invalid=1124 /-] | | |
| Value | Label | Cases | Percentage |
| 1 | 非常不同意 | 6 | <div><div></div></div> 0.7% |
| 2 | 不同意 | 83 | <div><div></div></div> 9.5% |
| 3 | 無所謂同不同意 | 186 | <div><div></div></div> 21.2% |
| 4 | 同意 | 494 | <div><div></div></div> 56.4% |
| 5 | 非常同意 | 107 | <div><div></div></div> 12.2% |
| Sysmiss | | 1124 | |
| Warning: these figures indicate the number of cases found in the data file. They cannot be interpreted as summary statistics of the population of interest. | | | |
| # k1.5: K1.5. 請問您同不同意，就許多方面來說，您目前生活是接近您的理想。 | | | |
| Information | [Type= discrete] [Format=numeric] [Range= 1-5] [Missing=*] | | |
| Statistics [NW/ W] | [Valid=2000 /-] [Invalid=0 /-] | | |
| Value | Label | Cases | Percentage |
| 1 | 非常不同意 | 49 | <div><div></div></div> 2.4% |
| 2 | 不同意 | 337 | <div><div></div></div> 16.8% |
| 3 | 無所謂同不同意 | 570 | <div><div></div></div> 28.5% |
| 4 | 同意 | 940 | <div><div></div></div> 47.0% |
| 5 | 非常同意 | 104 | <div><div></div></div> 5.2% |
| Warning: these figures indicate the number of cases found in the data file. They cannot be interpreted as summary statistics of the population of interest. | | | |

| # k1.6: K1.6. 請問您同不同意， 您願意負責解決要花很多腦筋的事。 | | | |
|---|--|-------|------------------------------|
| Information | [Type= discrete] [Format=numeric] [Range= 1-5] [Missing=*] | | |
| Statistics [NW/ W] | [Valid=2000 /-] [Invalid=0 /-] | | |
| Value | Label | Cases | Percentage |
| 1 | 非常不同意 | 85 | <div><div></div></div> 4.2% |
| 2 | 不同意 | 461 | <div><div></div></div> 23.0% |
| 3 | 無所謂同不同意 | 559 | <div><div></div></div> 28.0% |
| 4 | 同意 | 815 | <div><div></div></div> 40.8% |
| 5 | 非常同意 | 80 | <div><div></div></div> 4.0% |
| Warning: these figures indicate the number of cases found in the data file. They cannot be interpreted as summary statistics of the population of interest. | | | |
| # k1.7: K1.7. 請問您同不同意， 您喜歡那些需要想出新的方法來解決問題的工作。 | | | |
| Information | [Type= discrete] [Format=numeric] [Range= 1-5] [Missing=*] | | |
| Statistics [NW/ W] | [Valid=2000 /-] [Invalid=0 /-] | | |
| Value | Label | Cases | Percentage |
| 1 | 非常不同意 | 71 | <div><div></div></div> 3.6% |
| 2 | 不同意 | 375 | <div><div></div></div> 18.8% |
| 3 | 無所謂同不同意 | 532 | <div><div></div></div> 26.6% |
| 4 | 同意 | 924 | <div><div></div></div> 46.2% |
| 5 | 非常同意 | 98 | <div><div></div></div> 4.9% |
| Warning: these figures indicate the number of cases found in the data file. They cannot be interpreted as summary statistics of the population of interest. | | | |
| # k1.8: K1.8. 請問您同不同意， 我喜歡抽象地思考。 | | | |
| Information | [Type= discrete] [Format=numeric] [Range= 1-5] [Missing=*] | | |
| Statistics [NW/ W] | [Valid=2000 /-] [Invalid=0 /-] | | |
| Value | Label | Cases | Percentage |
| 1 | 非常不同意 | 90 | <div><div></div></div> 4.5% |
| 2 | 不同意 | 544 | <div><div></div></div> 27.2% |
| 3 | 無所謂同不同意 | 586 | <div><div></div></div> 29.3% |
| 4 | 同意 | 706 | <div><div></div></div> 35.3% |
| 5 | 非常同意 | 74 | <div><div></div></div> 3.7% |
| Warning: these figures indicate the number of cases found in the data file. They cannot be interpreted as summary statistics of the population of interest. | | | |
| # k1.9: K1.9. 請問您同不同意， 您喜歡做一些事情， 只因為它能帶來興奮刺激。 | | | |
| Information | [Type= discrete] [Format=numeric] [Range= 1-5] [Missing=*] | | |
| Statistics [NW/ W] | [Valid=2000 /-] [Invalid=0 /-] | | |
| Value | Label | Cases | Percentage |
| 1 | 非常不同意 | 84 | <div><div></div></div> 4.2% |
| 2 | 不同意 | 457 | <div><div></div></div> 22.8% |
| 3 | 無所謂同不同意 | 539 | <div><div></div></div> 27.0% |
| 4 | 同意 | 830 | <div><div></div></div> 41.5% |
| 5 | 非常同意 | 90 | <div><div></div></div> 4.5% |
| Warning: these figures indicate the number of cases found in the data file. They cannot be interpreted as summary statistics of the population of interest. | | | |
| # k1.10: K1.10. 請問您同不同意， 您喜歡體驗一些全新並且令人興奮的經驗， 即使它們有點可怕。 | | | |
| Information | [Type= discrete] [Format=numeric] [Range= 1-5] [Missing=*] | | |
| Statistics [NW/ W] | [Valid=2000 /-] [Invalid=0 /-] | | |

k1.10: K1.10.請問您同不同意，您喜歡體驗一些全新並且令人興奮的經驗，即使它們有點可怕。

| Value | Label | Cases | Percentage |
|-------|---------|-------|------------------------------|
| 1 | 非常不同意 | 122 | <div><div></div></div> 6.1% |
| 2 | 不同意 | 511 | <div><div></div></div> 25.6% |
| 3 | 無所謂同不同意 | 525 | <div><div></div></div> 26.2% |
| 4 | 同意 | 735 | <div><div></div></div> 36.8% |
| 5 | 非常同意 | 107 | <div><div></div></div> 5.4% |

Warning: these figures indicate the number of cases found in the data file. They cannot be interpreted as summary statistics of the population of interest.

k1.11: K1.11.請問您同不同意，對您而言，玩遊戲是有趣的。

| | |
|--------------------|--|
| Information | [Type= discrete] [Format=numeric] [Range= 1-5] [Missing=*] |
| Statistics [NW/ W] | [Valid=876 /-] [Invalid=1124 /-] |

| Value | Label | Cases | Percentage |
|---------|---------|-------|------------------------------|
| 1 | 非常不同意 | 6 | <div><div></div></div> 0.7% |
| 2 | 不同意 | 51 | <div><div></div></div> 5.8% |
| 3 | 無所謂同不同意 | 176 | <div><div></div></div> 20.1% |
| 4 | 同意 | 546 | <div><div></div></div> 62.3% |
| 5 | 非常同意 | 97 | <div><div></div></div> 11.1% |
| Sysmiss | | 1124 | |

Warning: these figures indicate the number of cases found in the data file. They cannot be interpreted as summary statistics of the population of interest.

k1.12: K1.12.請問您同不同意，您會整天想玩遊戲。

| | |
|--------------------|--|
| Information | [Type= discrete] [Format=numeric] [Range= 1-5] [Missing=*] |
| Statistics [NW/ W] | [Valid=876 /-] [Invalid=1124 /-] |

| Value | Label | Cases | Percentage |
|---------|---------|-------|------------------------------|
| 1 | 非常不同意 | 69 | <div><div></div></div> 7.9% |
| 2 | 不同意 | 327 | <div><div></div></div> 37.3% |
| 3 | 無所謂同不同意 | 228 | <div><div></div></div> 26.0% |
| 4 | 同意 | 213 | <div><div></div></div> 24.3% |
| 5 | 非常同意 | 39 | <div><div></div></div> 4.5% |
| Sysmiss | | 1124 | |

Warning: these figures indicate the number of cases found in the data file. They cannot be interpreted as summary statistics of the population of interest.

k1.13: K1.13.請問您同不同意，您把很多空閒時間用在玩遊戲。

| | |
|--------------------|--|
| Information | [Type= discrete] [Format=numeric] [Range= 1-5] [Missing=*] |
| Statistics [NW/ W] | [Valid=876 /-] [Invalid=1124 /-] |

| Value | Label | Cases | Percentage |
|---------|---------|-------|------------------------------|
| 1 | 非常不同意 | 76 | <div><div></div></div> 8.7% |
| 2 | 不同意 | 317 | <div><div></div></div> 36.2% |
| 3 | 無所謂同不同意 | 205 | <div><div></div></div> 23.4% |
| 4 | 同意 | 237 | <div><div></div></div> 27.1% |
| 5 | 非常同意 | 41 | <div><div></div></div> 4.7% |
| Sysmiss | | 1124 | |

Warning: these figures indicate the number of cases found in the data file. They cannot be interpreted as summary statistics of the population of interest.

l1.1: L1.1.請問您同不同意，您覺得大部分人是可信的。

| | |
|--------------------|--|
| Information | [Type= discrete] [Format=numeric] [Range= 1-5] [Missing=*] |
| Statistics [NW/ W] | [Valid=2000 /-] [Invalid=0 /-] |

11.1: L1.1.請問您同不同意，您覺得大部分人是可信的。

| Value | Label | Cases | Percentage |
|-------|---------|-------|------------------------------|
| 1 | 非常不同意 | 71 | <div><div></div></div> 3.6% |
| 2 | 不同意 | 477 | <div><div></div></div> 23.8% |
| 3 | 無所謂同不同意 | 487 | <div><div></div></div> 24.3% |
| 4 | 同意 | 891 | <div><div></div></div> 44.6% |
| 5 | 非常同意 | 74 | <div><div></div></div> 3.7% |

Warning: these figures indicate the number of cases found in the data file. They cannot be interpreted as summary statistics of the population of interest.

11.2: L1.2.請問您同不同意，您買東西會在意價格便不便宜。

| | |
|--------------------|--|
| Information | [Type= discrete] [Format=numeric] [Range= 1-5] [Missing=*] |
| Statistics [NW/ W] | [Valid=2000 /-] [Invalid=0 /-] |

| Value | Label | Cases | Percentage |
|-------|---------|-------|------------------------------|
| 1 | 非常不同意 | 22 | <div><div></div></div> 1.1% |
| 2 | 不同意 | 169 | <div><div></div></div> 8.5% |
| 3 | 無所謂同不同意 | 355 | <div><div></div></div> 17.8% |
| 4 | 同意 | 1150 | <div><div></div></div> 57.5% |
| 5 | 非常同意 | 304 | <div><div></div></div> 15.2% |

Warning: these figures indicate the number of cases found in the data file. They cannot be interpreted as summary statistics of the population of interest.

11.3: L1.3.請問您同不同意，您喜歡嘗試不同的新事物。

| | |
|--------------------|--|
| Information | [Type= discrete] [Format=numeric] [Range= 1-5] [Missing=*] |
| Statistics [NW/ W] | [Valid=2000 /-] [Invalid=0 /-] |

| Value | Label | Cases | Percentage |
|-------|---------|-------|------------------------------|
| 1 | 非常不同意 | 35 | <div><div></div></div> 1.8% |
| 2 | 不同意 | 274 | <div><div></div></div> 13.7% |
| 3 | 無所謂同不同意 | 448 | <div><div></div></div> 22.4% |
| 4 | 同意 | 1112 | <div><div></div></div> 55.6% |
| 5 | 非常同意 | 131 | <div><div></div></div> 6.6% |

Warning: these figures indicate the number of cases found in the data file. They cannot be interpreted as summary statistics of the population of interest.

11.4: L1.4.請問您同不同意，您經常擔心事情會有不好的結果。

| | |
|--------------------|--|
| Information | [Type= discrete] [Format=numeric] [Range= 1-5] [Missing=*] |
| Statistics [NW/ W] | [Valid=2000 /-] [Invalid=0 /-] |

| Value | Label | Cases | Percentage |
|-------|---------|-------|------------------------------|
| 1 | 非常不同意 | 34 | <div><div></div></div> 1.7% |
| 2 | 不同意 | 383 | <div><div></div></div> 19.2% |
| 3 | 無所謂同不同意 | 477 | <div><div></div></div> 23.8% |
| 4 | 同意 | 958 | <div><div></div></div> 47.9% |
| 5 | 非常同意 | 148 | <div><div></div></div> 7.4% |

Warning: these figures indicate the number of cases found in the data file. They cannot be interpreted as summary statistics of the population of interest.

11.5: L1.5.請問您同不同意，只要說明很清楚，您覺得自己有能力在網路上遵照說明來完成購物。

| | |
|--------------------|--|
| Information | [Type= discrete] [Format=numeric] [Range= 1-5] [Missing=*] |
| Statistics [NW/ W] | [Valid=834 /-] [Invalid=1166 /-] |

| Value | Label | Cases | Percentage |
|-------|-------|-------|-----------------------------|
| 1 | 非常不同意 | 4 | <div><div></div></div> 0.5% |
| 2 | 不同意 | 42 | <div><div></div></div> 5.0% |

11.5: L1.5.請問您同不同意，只要說明很清楚，您覺得自己有能力在網路上遵照說明來完成購物。

| Value | Label | Cases | Percentage |
|---------|---------|-------|------------------------------|
| 3 | 無所謂同不同意 | 133 | <div><div></div></div> 15.9% |
| 4 | 同意 | 543 | <div><div></div></div> 65.1% |
| 5 | 非常同意 | 112 | <div><div></div></div> 13.4% |
| Sysmiss | | 1166 | |

Warning: these figures indicate the number of cases found in the data file. They cannot be interpreted as summary statistics of the population of interest.

11.6: L1.6.請問您同不同意，若您需要任何商品，您很清楚在網路上哪裡買得到。

| | |
|--------------------|--|
| Information | [Type= discrete] [Format=numeric] [Range= 1-5] [Missing=*] |
| Statistics [NW/ W] | [Valid=834 /-] [Invalid=1166 /-] |

| Value | Label | Cases | Percentage |
|---------|---------|-------|------------------------------|
| 1 | 非常不同意 | 2 | <div><div></div></div> 0.2% |
| 2 | 不同意 | 85 | <div><div></div></div> 10.2% |
| 3 | 無所謂同不同意 | 191 | <div><div></div></div> 22.9% |
| 4 | 同意 | 476 | <div><div></div></div> 57.1% |
| 5 | 非常同意 | 80 | <div><div></div></div> 9.6% |
| Sysmiss | | 1166 | |

Warning: these figures indicate the number of cases found in the data file. They cannot be interpreted as summary statistics of the population of interest.

11.7: L1.7.請問您同不同意，網路購物比較快速省時。

| | |
|--------------------|--|
| Information | [Type= discrete] [Format=numeric] [Range= 1-5] [Missing=*] |
| Statistics [NW/ W] | [Valid=834 /-] [Invalid=1166 /-] |

| Value | Label | Cases | Percentage |
|---------|---------|-------|------------------------------|
| 1 | 非常不同意 | 6 | <div><div></div></div> 0.7% |
| 2 | 不同意 | 65 | <div><div></div></div> 7.8% |
| 3 | 無所謂同不同意 | 153 | <div><div></div></div> 18.3% |
| 4 | 同意 | 522 | <div><div></div></div> 62.6% |
| 5 | 非常同意 | 88 | <div><div></div></div> 10.6% |
| Sysmiss | | 1166 | |

Warning: these figures indicate the number of cases found in the data file. They cannot be interpreted as summary statistics of the population of interest.

11.8: L1.8.請問您同不同意，網路購物不受時間、地點的限制想買時就可以買十分方便。

| | |
|--------------------|--|
| Information | [Type= discrete] [Format=numeric] [Range= 1-5] [Missing=*] |
| Statistics [NW/ W] | [Valid=834 /-] [Invalid=1166 /-] |

| Value | Label | Cases | Percentage |
|---------|---------|-------|------------------------------|
| 1 | 非常不同意 | 1 | <div><div></div></div> 0.1% |
| 2 | 不同意 | 27 | <div><div></div></div> 3.2% |
| 3 | 無所謂同不同意 | 136 | <div><div></div></div> 16.3% |
| 4 | 同意 | 549 | <div><div></div></div> 65.8% |
| 5 | 非常同意 | 121 | <div><div></div></div> 14.5% |
| Sysmiss | | 1166 | |

Warning: these figures indicate the number of cases found in the data file. They cannot be interpreted as summary statistics of the population of interest.

11.9: L1.9.請問您同不同意，在網路上購物什麼樣的商品都找得到。

| | |
|--------------------|--|
| Information | [Type= discrete] [Format=numeric] [Range= 1-5] [Missing=*] |
| Statistics [NW/ W] | [Valid=834 /-] [Invalid=1166 /-] |

11.9: L1.9.請問您同不同意，在網路上購物什麼樣的商品都找得到。

| Value | Label | Cases | Percentage |
|---------|---------|-------|------------|
| 1 | 非常不同意 | 6 | 0.7% |
| 2 | 不同意 | 101 | 12.1% |
| 3 | 無所謂同不同意 | 166 | 19.9% |
| 4 | 同意 | 470 | 56.4% |
| 5 | 非常同意 | 91 | 10.9% |
| Sysmiss | | 1166 | |

Warning: these figures indicate the number of cases found in the data file. They cannot be interpreted as summary statistics of the population of interest.

11.10: L1.10.請問您同不同意，在網路上可以買到比較便宜的商品。

| | |
|--------------------|--|
| Information | [Type= discrete] [Format=numeric] [Range= 1-5] [Missing=*] |
| Statistics [NW/ W] | [Valid=834 /-] [Invalid=1166 /-] |

| Value | Label | Cases | Percentage |
|---------|---------|-------|------------|
| 1 | 非常不同意 | 3 | 0.4% |
| 2 | 不同意 | 94 | 11.3% |
| 3 | 無所謂同不同意 | 190 | 22.8% |
| 4 | 同意 | 474 | 56.8% |
| 5 | 非常同意 | 73 | 8.8% |
| Sysmiss | | 1166 | |

Warning: these figures indicate the number of cases found in the data file. They cannot be interpreted as summary statistics of the population of interest.

11.11: L1.11.請問您同不同意，在網路上購物很有樂趣。

| | |
|--------------------|--|
| Information | [Type= discrete] [Format=numeric] [Range= 1-5] [Missing=*] |
| Statistics [NW/ W] | [Valid=834 /-] [Invalid=1166 /-] |

| Value | Label | Cases | Percentage |
|---------|---------|-------|------------|
| 1 | 非常不同意 | 2 | 0.2% |
| 2 | 不同意 | 83 | 10.0% |
| 3 | 無所謂同不同意 | 248 | 29.7% |
| 4 | 同意 | 439 | 52.6% |
| 5 | 非常同意 | 62 | 7.4% |
| Sysmiss | | 1166 | |

Warning: these figures indicate the number of cases found in the data file. They cannot be interpreted as summary statistics of the population of interest.

11.12: L1.12.請問您同不同意，網路購物風險很高。

| | |
|--------------------|--|
| Information | [Type= discrete] [Format=numeric] [Range= 1-5] [Missing=*] |
| Statistics [NW/ W] | [Valid=834 /-] [Invalid=1166 /-] |

| Value | Label | Cases | Percentage |
|---------|---------|-------|------------|
| 1 | 非常不同意 | 3 | 0.4% |
| 2 | 不同意 | 66 | 7.9% |
| 3 | 無所謂同不同意 | 175 | 21.0% |
| 4 | 同意 | 473 | 56.7% |
| 5 | 非常同意 | 117 | 14.0% |
| Sysmiss | | 1166 | |














Warning: these figures indicate the number of cases found in the data file. They cannot be interpreted as summary statistics of the population of interest.

11.13: L1.13.請問您同不同意，網路購物很不安全。

| | |
|-------------|--|
| Information | [Type= discrete] [Format=numeric] [Range= 1-5] [Missing=*] |
|-------------|--|

| | | | |
|---|--------------|--|-------------------|
| # 11.13: L1.13. 請問您同不同意，網路購物很不安全。 | | | |
| Statistics [NW/ W] | | [Valid=834 /-] [Invalid=1166 /-] | |
| Value | Label | Cases | Percentage |
| 1 | 非常不同意 | 4 | 0.5% |
| 2 | 不同意 | 97 | 11.6% |
| 3 | 無所謂同不同意 | 243 | 29.1% |
| 4 | 同意 | 413 | 49.5% |
| 5 | 非常同意 | 77 | 9.2% |
| Sysmiss | | 1166 | |
| Warning: these figures indicate the number of cases found in the data file. They cannot be interpreted as summary statistics of the population of interest. | | | |
| # 11.14: L1.14. 請問您同不同意， 在網路上買到的商品常和網路上描述的不太一樣。 | | | |
| Information | | [Type= discrete] [Format=numeric] [Range= 1-5] [Missing=*] | |
| Statistics [NW/ W] | | [Valid=834 /-] [Invalid=1166 /-] | |
| Value | Label | Cases | Percentage |
| 1 | 非常不同意 | 5 | 0.6% |
| 2 | 不同意 | 82 | 9.8% |
| 3 | 無所謂同不同意 | 244 | 29.3% |
| 4 | 同意 | 432 | 51.8% |
| 5 | 非常同意 | 71 | 8.5% |
| Sysmiss | | 1166 | |
| Warning: these figures indicate the number of cases found in the data file. They cannot be interpreted as summary statistics of the population of interest. | | | |
| # 11.15: L1.15. 請問您同不同意， 您喜歡在網路上購物。 | | | |
| Information | | [Type= discrete] [Format=numeric] [Range= 1-5] [Missing=*] | |
| Statistics [NW/ W] | | [Valid=834 /-] [Invalid=1166 /-] | |
| Value | Label | Cases | Percentage |
| 1 | 非常不同意 | 11 | 1.3% |
| 2 | 不同意 | 111 | 13.3% |
| 3 | 無所謂同不同意 | 258 | 30.9% |
| 4 | 同意 | 390 | 46.8% |
| 5 | 非常同意 | 64 | 7.7% |
| Sysmiss | | 1166 | |
| Warning: these figures indicate the number of cases found in the data file. They cannot be interpreted as summary statistics of the population of interest. | | | |
| # m1a: M1a. 請問您經常會和他一起討論許多重要問題或分享心事的人有幾位? _人 | | | |
| Information | | [Type= continuous] [Format=numeric] [Range= 0-30] [Missing=*] | |
| Statistics [NW/ W] | | [Valid=2000 /-] [Invalid=0 /-] [Mean=3.222 /-] [StdDev=2.986 /-] | |
| # m1b: M1b. 請問您有幾位「認識很久、常聯絡、並且感情很好的人」?(他們可以是你的家人，也可以是親近朋友) | | | |
| Information | | [Type= continuous] [Format=numeric] [Range= 0-30] [Missing=*] | |
| Statistics [NW/ W] | | [Valid=2000 /-] [Invalid=0 /-] [Mean=4.98 /-] [StdDev=4.714 /-] | |
| # m2.1: M2.1. 在過去一個月內， 您在網路上分享自己製作之影片的頻率是? | | | |
| Information | | [Type= discrete] [Format=numeric] [Range= 1-4] [Missing=*] | |
| Statistics [NW/ W] | | [Valid=1315 /-] [Invalid=685 /-] | |
| Value | Label | Cases | Percentage |
| 1 | 從來沒有 | 864 | 65.7% |

| # m2.1: M2.1. 在過去一個月內，您在網路上分享自己製作之影片的頻率是？ | | | |
|---|--|-------|------------------------------|
| Value | Label | Cases | Percentage |
| 2 | 很少 | 250 | <div><div></div></div> 19.0% |
| 3 | 有時 | 180 | <div><div></div></div> 13.7% |
| 4 | 經常 | 21 | <div><div></div></div> 1.6% |
| Sysmiss | | 685 | |
| Warning: these figures indicate the number of cases found in the data file. They cannot be interpreted as summary statistics of the population of interest. | | | |
| # m2.2: M2.2. 在過去一個月內，您在網路上分享自己拍攝之照片的頻率是？ | | | |
| Information | [Type= discrete] [Format=numeric] [Range= 1-4] [Missing=*] | | |
| Statistics [NW/ W] | [Valid=1315 /-] [Invalid=685 /-] | | |
| Value | Label | Cases | Percentage |
| 1 | 從來沒有 | 466 | <div><div></div></div> 35.4% |
| 2 | 很少 | 356 | <div><div></div></div> 27.1% |
| 3 | 有時 | 357 | <div><div></div></div> 27.1% |
| 4 | 經常 | 136 | <div><div></div></div> 10.3% |
| Sysmiss | | 685 | |
| Warning: these figures indicate the number of cases found in the data file. They cannot be interpreted as summary statistics of the population of interest. | | | |
| # m2.3: M2.3. 在過去一個月內，您在網路上分享自己撰寫之文章的頻率是？ | | | |
| Information | [Type= discrete] [Format=numeric] [Range= 1-4] [Missing=*] | | |
| Statistics [NW/ W] | [Valid=1315 /-] [Invalid=685 /-] | | |
| Value | Label | Cases | Percentage |
| 1 | 從來沒有 | 581 | <div><div></div></div> 44.2% |
| 2 | 很少 | 356 | <div><div></div></div> 27.1% |
| 3 | 有時 | 299 | <div><div></div></div> 22.7% |
| 4 | 經常 | 79 | <div><div></div></div> 6.0% |
| Sysmiss | | 685 | |
| Warning: these figures indicate the number of cases found in the data file. They cannot be interpreted as summary statistics of the population of interest. | | | |
| # m2.4: M2.4. 在過去一個月內，您在網路上轉貼分享他人製作之影片的頻率是？ | | | |
| Information | [Type= discrete] [Format=numeric] [Range= 1-4] [Missing=*] | | |
| Statistics [NW/ W] | [Valid=1315 /-] [Invalid=685 /-] | | |
| Value | Label | Cases | Percentage |
| 1 | 從來沒有 | 564 | <div><div></div></div> 42.9% |
| 2 | 很少 | 360 | <div><div></div></div> 27.4% |
| 3 | 有時 | 315 | <div><div></div></div> 24.0% |
| 4 | 經常 | 76 | <div><div></div></div> 5.8% |
| Sysmiss | | 685 | |
| Warning: these figures indicate the number of cases found in the data file. They cannot be interpreted as summary statistics of the population of interest. | | | |
| # m2.5: M2.5. 在過去一個月內，您在網路上轉貼分享他人拍攝之照片的頻率是？ | | | |
| Information | [Type= discrete] [Format=numeric] [Range= 1-4] [Missing=*] | | |
| Statistics [NW/ W] | [Valid=1315 /-] [Invalid=685 /-] | | |
| Value | Label | Cases | Percentage |
| 1 | 從來沒有 | 505 | <div><div></div></div> 38.4% |
| 2 | 很少 | 394 | <div><div></div></div> 30.0% |
| 3 | 有時 | 327 | <div><div></div></div> 24.9% |

| | | | |
|---|--|--------------|---|
| # m2.5: M2.5.在過去一個月內，您在網路上轉貼分享他人拍攝之照片的頻率是？ | | | |
| Value | Label | Cases | Percentage |
| 4 | 經常 | 89 |  6.8% |
| Sysmiss | | 685 | |
| Warning: these figures indicate the number of cases found in the data file. They cannot be interpreted as summary statistics of the population of interest. | | | |
| # m2.6: M2.6.在過去一個月內，您在網路上轉貼分享他人撰寫之文章的頻率是？ | | | |
| Information | [Type= discrete] [Format=numeric] [Range= 1-4] [Missing=*] | | |
| Statistics [NW/ W] | [Valid=1315 /-] [Invalid=685 /-] | | |
| Value | Label | Cases | Percentage |
| 1 | 從來沒有 | 495 |  37.6% |
| 2 | 很少 | 402 |  30.6% |
| 3 | 有時 | 325 |  24.7% |
| 4 | 經常 | 93 |  7.1% |
| Sysmiss | | 685 | |
| Warning: these figures indicate the number of cases found in the data file. They cannot be interpreted as summary statistics of the population of interest. | | | |
| # m3.1: M3.1.請問您同不同意，您很享受朋友對您在網路上分享資訊的回應。 | | | |
| Information | [Type= discrete] [Format=numeric] [Range= 1-5] [Missing=*] | | |
| Statistics [NW/ W] | [Valid=1315 /-] [Invalid=685 /-] | | |
| Value | Label | Cases | Percentage |
| 1 | 非常不同意 | 70 |  5.3% |
| 2 | 不同意 | 99 |  7.5% |
| 3 | 無所謂 同不同意 | 422 |  32.1% |
| 4 | 同意 | 641 |  48.7% |
| 5 | 非常同意 | 83 |  6.3% |
| Sysmiss | | 685 | |
| Warning: these figures indicate the number of cases found in the data file. They cannot be interpreted as summary statistics of the population of interest. | | | |
| # m3.2: M3.2.請問您同不同意，在網路上分享資訊讓您更清楚自己是誰、自己關心什麼。 | | | |
| Information | [Type= discrete] [Format=numeric] [Range= 1-5] [Missing=*] | | |
| Statistics [NW/ W] | [Valid=1315 /-] [Invalid=685 /-] | | |
| Value | Label | Cases | Percentage |
| 1 | 非常不同意 | 49 |  3.7% |
| 2 | 不同意 | 145 |  11.0% |
| 3 | 無所謂 同不同意 | 473 |  36.0% |
| 4 | 同意 | 586 |  44.6% |
| 5 | 非常同意 | 62 |  4.7% |
| Sysmiss | | 685 | |
| Warning: these figures indicate the number of cases found in the data file. They cannot be interpreted as summary statistics of the population of interest. | | | |
| # m3.3: M3.3.請問您同不同意，在網路上分享資訊讓您覺得有參與感。 | | | |
| Information | [Type= discrete] [Format=numeric] [Range= 1-5] [Missing=*] | | |
| Statistics [NW/ W] | [Valid=1315 /-] [Invalid=685 /-] | | |
| Value | Label | Cases | Percentage |
| 1 | 非常不同意 | 40 |  3.0% |
| 2 | 不同意 | 121 |  9.2% |
| 3 | 無所謂 同不同意 | 452 |  34.4% |

| # m3.3: M3.3.請問您同不同意，在網路上分享資訊讓您覺得有參與感。 | | | |
|---|--|-------|------------------------------|
| Value | Label | Cases | Percentage |
| 4 | 同意 | 631 | <div><div></div></div> 48.0% |
| 5 | 非常同意 | 71 | <div><div></div></div> 5.4% |
| Sysmiss | | 685 | |
| Warning: these figures indicate the number of cases found in the data file. They cannot be interpreted as summary statistics of the population of interest. | | | |
| # m3.4: M3.4.請問您同不同意，在網路上分享資訊提昇您在朋友間的聲望。 | | | |
| Information | [Type= discrete] [Format=numeric] [Range= 1-5] [Missing=*] | | |
| Statistics [NW/ W] | [Valid=1315 /-] [Invalid=685 /-] | | |
| Value | Label | Cases | Percentage |
| 1 | 非常不同意 | 56 | <div><div></div></div> 4.3% |
| 2 | 不同意 | 202 | <div><div></div></div> 15.4% |
| 3 | 無所謂 同不同意 | 568 | <div><div></div></div> 43.2% |
| 4 | 同意 | 437 | <div><div></div></div> 33.2% |
| 5 | 非常同意 | 52 | <div><div></div></div> 4.0% |
| Sysmiss | | 685 | |
| Warning: these figures indicate the number of cases found in the data file. They cannot be interpreted as summary statistics of the population of interest. | | | |
| # m3.5: M3.5.請問您同不同意，您在網路上分享的資訊能影響其他人。 | | | |
| Information | [Type= discrete] [Format=numeric] [Range= 1-5] [Missing=*] | | |
| Statistics [NW/ W] | [Valid=1315 /-] [Invalid=685 /-] | | |
| Value | Label | Cases | Percentage |
| 1 | 非常不同意 | 36 | <div><div></div></div> 2.7% |
| 2 | 不同意 | 144 | <div><div></div></div> 11.0% |
| 3 | 無所謂 同不同意 | 485 | <div><div></div></div> 36.9% |
| 4 | 同意 | 581 | <div><div></div></div> 44.2% |
| 5 | 非常同意 | 69 | <div><div></div></div> 5.2% |
| Sysmiss | | 685 | |
| Warning: these figures indicate the number of cases found in the data file. They cannot be interpreted as summary statistics of the population of interest. | | | |
| # m3.6: M3.6.請問您同不同意，在網路上分享資訊是您支持關心議題的方式之一。 | | | |
| Information | [Type= discrete] [Format=numeric] [Range= 1-5] [Missing=*] | | |
| Statistics [NW/ W] | [Valid=1315 /-] [Invalid=685 /-] | | |
| Value | Label | Cases | Percentage |
| 1 | 非常不同意 | 35 | <div><div></div></div> 2.7% |
| 2 | 不同意 | 126 | <div><div></div></div> 9.6% |
| 3 | 無所謂 同不同意 | 410 | <div><div></div></div> 31.2% |
| 4 | 同意 | 671 | <div><div></div></div> 51.0% |
| 5 | 非常同意 | 73 | <div><div></div></div> 5.6% |
| Sysmiss | | 685 | |
| Warning: these figures indicate the number of cases found in the data file. They cannot be interpreted as summary statistics of the population of interest. | | | |
| # m3.7: M3.7.請問您同不同意，興趣相同的人，透過在網路上分享資訊，能培養更好的關係。 | | | |
| Information | [Type= discrete] [Format=numeric] [Range= 1-5] [Missing=*] | | |
| Statistics [NW/ W] | [Valid=1315 /-] [Invalid=685 /-] | | |
| Value | Label | Cases | Percentage |
| 1 | 非常不同意 | 30 | <div><div></div></div> 2.3% |

m3.7: M3.7.請問您同不同意，興趣相同的人，透過在網路上分享資訊，能培養更好的關係。

| Value | Label | Cases | Percentage |
|---------|----------|-------|------------------------------|
| 2 | 不同意 | 97 | <div><div></div></div> 7.4% |
| 3 | 無所謂 同不同意 | 361 | <div><div></div></div> 27.5% |
| 4 | 同意 | 752 | <div><div></div></div> 57.2% |
| 5 | 非常同意 | 75 | <div><div></div></div> 5.7% |
| Sysmiss | | 685 | |

Warning: these figures indicate the number of cases found in the data file. They cannot be interpreted as summary statistics of the population of interest.

m3.8: M3.8.請問您同不同意，在網路上分享資訊，是您與很少聯絡的朋友，保持聯繫的一種方式。

| | |
|---------------------------|--|
| Information | [Type= discrete] [Format=numeric] [Range= 1-5] [Missing=*] |
| Statistics [NW/ W] | [Valid=1315 /-] [Invalid=685 /-] |

| Value | Label | Cases | Percentage |
|---------|----------|-------|------------------------------|
| 1 | 非常不同意 | 25 | <div><div></div></div> 1.9% |
| 2 | 不同意 | 92 | <div><div></div></div> 7.0% |
| 3 | 無所謂 同不同意 | 339 | <div><div></div></div> 25.8% |
| 4 | 同意 | 742 | <div><div></div></div> 56.4% |
| 5 | 非常同意 | 117 | <div><div></div></div> 8.9% |
| Sysmiss | | 685 | |

Warning: these figures indicate the number of cases found in the data file. They cannot be interpreted as summary statistics of the population of interest.

n1.1: N1.1.下列關於網路使用，請勾選您擅長的項目為何?(複選題)-在網路上找尋您所需的資訊

| | |
|---------------------------|--|
| Information | [Type= discrete] [Format=numeric] [Range= 1-7] [Missing=*] |
| Statistics [NW/ W] | [Valid=1064 /-] [Invalid=936 /-] |

| Value | Label | Cases | Percentage |
|---------|------------------|-------|-------------------------------|
| 1 | 在網路上找尋您所需的資訊 | 1064 | <div><div></div></div> 100.0% |
| 2 | 設定電子郵件帳號 | 0 | |
| 3 | 傳送即時訊息 | 0 | |
| 4 | 下載並儲存MP3(音樂) | 0 | |
| 5 | 設定過濾垃圾信或是彈出式視窗廣告 | 0 | |
| 6 | 清除電腦病毒或是解決電腦問題 | 0 | |
| 7 | 以上皆非 | 0 | |
| Sysmiss | | 936 | |

Warning: these figures indicate the number of cases found in the data file. They cannot be interpreted as summary statistics of the population of interest.

n1.2: N1.2.下列關於網路使用，請勾選您擅長的項目為何?(複選題)-設定電子郵件帳號

| | |
|---------------------------|--|
| Information | [Type= discrete] [Format=numeric] [Range= 1-7] [Missing=*] |
| Statistics [NW/ W] | [Valid=474 /-] [Invalid=1526 /-] |

| Value | Label | Cases | Percentage |
|---------|------------------|-------|-------------------------------|
| 1 | 在網路上找尋您所需的資訊 | 0 | |
| 2 | 設定電子郵件帳號 | 474 | <div><div></div></div> 100.0% |
| 3 | 傳送即時訊息 | 0 | |
| 4 | 下載並儲存MP3(音樂) | 0 | |
| 5 | 設定過濾垃圾信或是彈出式視窗廣告 | 0 | |
| 6 | 清除電腦病毒或是解決電腦問題 | 0 | |
| 7 | 以上皆非 | 0 | |
| Sysmiss | | 1526 | |

Warning: these figures indicate the number of cases found in the data file. They cannot be interpreted as summary statistics of the population of interest.

| | | | |
|---|------------------|--|-------------------|
| # n1.3: N1.3. 下列關於網路使用，請勾選您擅長的項目為何?(複選題)-傳送即時訊息 | | | |
| Information | | [Type= discrete] [Format=numeric] [Range= 1-7] [Missing=*] | |
| Statistics [NW/ W] | | [Valid=775 /-] [Invalid=1225 /-] | |
| Value | Label | Cases | Percentage |
| 1 | 在網路上找尋您所需的資訊 | 0 | |
| 2 | 設定電子郵件帳號 | 0 | |
| 3 | 傳送即時訊息 | 775 | 100.0% |
| 4 | 下載並儲存MP3(音樂) | 0 | |
| 5 | 設定過濾垃圾信或是彈出式視窗廣告 | 0 | |
| 6 | 清除電腦病毒或是解決電腦問題 | 0 | |
| 7 | 以上皆非 | 0 | |
| Sysmiss | | 1225 | |
| Warning: these figures indicate the number of cases found in the data file. They cannot be interpreted as summary statistics of the population of interest. | | | |
| # n1.4: N1.4. 下列關於網路使用，請勾選您擅長的項目為何?(複選題)-下載並儲存MP3(音樂) | | | |
| Information | | [Type= discrete] [Format=numeric] [Range= 1-7] [Missing=*] | |
| Statistics [NW/ W] | | [Valid=519 /-] [Invalid=1481 /-] | |
| Value | Label | Cases | Percentage |
| 1 | 在網路上找尋您所需的資訊 | 0 | |
| 2 | 設定電子郵件帳號 | 0 | |
| 3 | 傳送即時訊息 | 0 | |
| 4 | 下載並儲存MP3(音樂) | 519 | 100.0% |
| 5 | 設定過濾垃圾信或是彈出式視窗廣告 | 0 | |
| 6 | 清除電腦病毒或是解決電腦問題 | 0 | |
| 7 | 以上皆非 | 0 | |
| Sysmiss | | 1481 | |
| Warning: these figures indicate the number of cases found in the data file. They cannot be interpreted as summary statistics of the population of interest. | | | |
| # n1.5: N1.5. 下列關於網路使用，請勾選您擅長的項目為何?(複選題)-設定過濾垃圾信或是彈出式視窗廣告 | | | |
| Information | | [Type= discrete] [Format=numeric] [Range= 1-7] [Missing=*] | |
| Statistics [NW/ W] | | [Valid=205 /-] [Invalid=1795 /-] | |
| Value | Label | Cases | Percentage |
| 1 | 在網路上找尋您所需的資訊 | 0 | |
| 2 | 設定電子郵件帳號 | 0 | |
| 3 | 傳送即時訊息 | 0 | |
| 4 | 下載並儲存MP3(音樂) | 0 | |
| 5 | 設定過濾垃圾信或是彈出式視窗廣告 | 205 | 100.0% |
| 6 | 清除電腦病毒或是解決電腦問題 | 0 | |
| 7 | 以上皆非 | 0 | |
| Sysmiss | | 1795 | |
| Warning: these figures indicate the number of cases found in the data file. They cannot be interpreted as summary statistics of the population of interest. | | | |
| # n1.6: N1.6. 下列關於網路使用，請勾選您擅長的項目為何?(複選題)-清除電腦病毒或是解決電腦問題 | | | |
| Information | | [Type= discrete] [Format=numeric] [Range= 1-7] [Missing=*] | |
| Statistics [NW/ W] | | [Valid=189 /-] [Invalid=1811 /-] | |
| Value | Label | Cases | Percentage |
| 1 | 在網路上找尋您所需的資訊 | 0 | |

| # n1.6: N1.6. 下列關於網路使用，請勾選您擅長的項目為何?(複選題)-清除電腦病毒或是解決電腦問題 | | | |
|---|--|-------|-------------------------------|
| Value | Label | Cases | Percentage |
| 2 | 設定電子郵件帳號 | 0 | |
| 3 | 傳送即時訊息 | 0 | |
| 4 | 下載並儲存MP3(音樂) | 0 | |
| 5 | 設定過濾垃圾信或是彈出式視窗廣告 | 0 | |
| 6 | 清除電腦病毒或是解決電腦問題 | 189 | <div><div></div></div> 100.0% |
| 7 | 以上皆非 | 0 | |
| Sysmiss | | 1811 | |
| Warning: these figures indicate the number of cases found in the data file. They cannot be interpreted as summary statistics of the population of interest. | | | |
| # n1.7: N1.7. 下列關於網路使用，請勾選您擅長的項目為何?(複選題)-以上皆非 | | | |
| Information | [Type= discrete] [Format=numeric] [Range= 1-7] [Missing=*] | | |
| Statistics [NW/ W] | [Valid=73 /-] [Invalid=1927 /-] | | |
| Value | Label | Cases | Percentage |
| 1 | 在網路上找尋您所需的資訊 | 0 | |
| 2 | 設定電子郵件帳號 | 0 | |
| 3 | 傳送即時訊息 | 0 | |
| 4 | 下載並儲存MP3(音樂) | 0 | |
| 5 | 設定過濾垃圾信或是彈出式視窗廣告 | 0 | |
| 6 | 清除電腦病毒或是解決電腦問題 | 0 | |
| 7 | 以上皆非 | 73 | <div><div></div></div> 100.0% |
| Sysmiss | | 1927 | |
| Warning: these figures indicate the number of cases found in the data file. They cannot be interpreted as summary statistics of the population of interest. | | | |
| # n2: N2. 請問您覺得您的網路技巧屬於哪一種程度? | | | |
| Information | [Type= discrete] [Format=numeric] [Range= 1-4] [Missing=*] | | |
| Statistics [NW/ W] | [Valid=1315 /-] [Invalid=685 /-] | | |
| Value | Label | Cases | Percentage |
| 1 | 初學者 | 288 | <div><div></div></div> 21.9% |
| 2 | 一般使用者 | 890 | <div><div></div></div> 67.7% |
| 3 | 進階使用者 | 124 | <div><div></div></div> 9.4% |
| 4 | 專家 | 13 | <div><div></div></div> 1.0% |
| Sysmiss | | 685 | |
| Warning: these figures indicate the number of cases found in the data file. They cannot be interpreted as summary statistics of the population of interest. | | | |
| # n3.1: N3.1. 請問您同不同意，您會比較並評估搜集到的網路資訊是不是可信賴的。 | | | |
| Information | [Type= discrete] [Format=numeric] [Range= 1-5] [Missing=*] | | |
| Statistics [NW/ W] | [Valid=1315 /-] [Invalid=685 /-] | | |
| Value | Label | Cases | Percentage |
| 1 | 非常不同意 | 30 | <div><div></div></div> 2.3% |
| 2 | 不同意 | 122 | <div><div></div></div> 9.3% |
| 3 | 無所謂 同不同意 | 339 | <div><div></div></div> 25.8% |
| 4 | 同意 | 743 | <div><div></div></div> 56.5% |
| 5 | 非常同意 | 81 | <div><div></div></div> 6.2% |
| Sysmiss | | 685 | |
| Warning: these figures indicate the number of cases found in the data file. They cannot be interpreted as summary statistics of the population of interest. | | | |

| # n3.2: N3.2.請問您同不同意，您了解網路資訊的法律相關問題。 | | | |
|---|--|-------|------------------------------|
| Information | [Type= discrete] [Format=numeric] [Range= 1-5] [Missing=*] | | |
| Statistics [NW/ W] | [Valid=1315 /-] [Invalid=685 /-] | | |
| Value | Label | Cases | Percentage |
| 1 | 非常不同意 | 54 | <div><div></div></div> 4.1% |
| 2 | 不同意 | 272 | <div><div></div></div> 20.7% |
| 3 | 無所謂 同不同意 | 451 | <div><div></div></div> 34.3% |
| 4 | 同意 | 499 | <div><div></div></div> 37.9% |
| 5 | 非常同意 | 39 | <div><div></div></div> 3.0% |
| Sysmiss | | 685 | |
| Warning: these figures indicate the number of cases found in the data file. They cannot be interpreted as summary statistics of the population of interest. | | | |
| # n3.3: N3.3.請問您同不同意，您在網路上，會參考不同網站的資料。（例如：不同網頁） | | | |
| Information | [Type= discrete] [Format=numeric] [Range= 1-5] [Missing=*] | | |
| Statistics [NW/ W] | [Valid=1315 /-] [Invalid=685 /-] | | |
| Value | Label | Cases | Percentage |
| 1 | 非常不同意 | 16 | <div><div></div></div> 1.2% |
| 2 | 不同意 | 90 | <div><div></div></div> 6.8% |
| 3 | 無所謂 同不同意 | 276 | <div><div></div></div> 21.0% |
| 4 | 同意 | 812 | <div><div></div></div> 61.7% |
| 5 | 非常同意 | 121 | <div><div></div></div> 9.2% |
| Sysmiss | | 685 | |
| Warning: these figures indicate the number of cases found in the data file. They cannot be interpreted as summary statistics of the population of interest. | | | |

| | | | |
|---|--|-------|------------------------------|
| # n4.1: N4.1. 請問您在網路上收到別人寄出的惡意訊息(不含垃圾信)的頻率是? | | | |
| Information | [Type= discrete] [Format=numeric] [Range= 1-4] [Missing=*] | | |
| Statistics [NW/ W] | [Valid=1315 /-] [Invalid=685 /-] | | |
| Value | Label | Cases | Percentage |
| 1 | 從來沒有 | 348 | <div><div></div></div> 26.5% |
| 2 | 很少 | 522 | <div><div></div></div> 39.7% |
| 3 | 有時 | 345 | <div><div></div></div> 26.2% |
| 4 | 經常 | 100 | <div><div></div></div> 7.6% |
| Sysmiss | | 685 | |
| Warning: these figures indicate the number of cases found in the data file. They cannot be interpreted as summary statistics of the population of interest. | | | |
| # n4.2: N4.2. 請問您，有陌生人在網上要求您提供個人資料的頻率是? | | | |
| Information | [Type= discrete] [Format=numeric] [Range= 1-4] [Missing=*] | | |
| Statistics [NW/ W] | [Valid=1315 /-] [Invalid=685 /-] | | |
| Value | Label | Cases | Percentage |
| 1 | 從來沒有 | 447 | <div><div></div></div> 34.0% |
| 2 | 很少 | 545 | <div><div></div></div> 41.4% |
| 3 | 有時 | 283 | <div><div></div></div> 21.5% |
| 4 | 經常 | 40 | <div><div></div></div> 3.0% |
| Sysmiss | | 685 | |
| Warning: these figures indicate the number of cases found in the data file. They cannot be interpreted as summary statistics of the population of interest. | | | |
| # n4.3: N4.3. 請問您，曾經在不是刻意的情況下，進到有色情內容的網站的頻率是? | | | |
| Information | [Type= discrete] [Format=numeric] [Range= 1-4] [Missing=*] | | |
| Statistics [NW/ W] | [Valid=1315 /-] [Invalid=685 /-] | | |
| Value | Label | Cases | Percentage |
| 1 | 從來沒有 | 422 | <div><div></div></div> 32.1% |
| 2 | 很少 | 549 | <div><div></div></div> 41.7% |
| 3 | 有時 | 299 | <div><div></div></div> 22.7% |
| 4 | 經常 | 45 | <div><div></div></div> 3.4% |
| Sysmiss | | 685 | |
| Warning: these figures indicate the number of cases found in the data file. They cannot be interpreted as summary statistics of the population of interest. | | | |
| # n5.1: N5.1. 請問您，在網路上刻意寄給別人有可能會傷害到他人的訊息的頻率是? | | | |
| Information | [Type= discrete] [Format=numeric] [Range= 1-4] [Missing=*] | | |
| Statistics [NW/ W] | [Valid=1315 /-] [Invalid=685 /-] | | |
| Value | Label | Cases | Percentage |
| 1 | 從來沒有 | 905 | <div><div></div></div> 68.8% |
| 2 | 很少 | 289 | <div><div></div></div> 22.0% |
| 3 | 有時 | 110 | <div><div></div></div> 8.4% |
| 4 | 經常 | 11 | <div><div></div></div> 0.8% |
| Sysmiss | | 685 | |
| Warning: these figures indicate the number of cases found in the data file. They cannot be interpreted as summary statistics of the population of interest. | | | |
| # n5.2: N5.2. 請問您，在刻意的情況下，到有色情內容的網站的頻率是? | | | |
| Information | [Type= discrete] [Format=numeric] [Range= 1-4] [Missing=*] | | |
| Statistics [NW/ W] | [Valid=1315 /-] [Invalid=685 /-] | | |

| # n5.2: N5.2. 請問您，在刻意的情況下，到有色情內容的網站的頻率是？ | | | |
|--|---|-------|-------------------------------|
| Value | Label | Cases | Percentage |
| 1 | 從來沒有 | 722 | <div><div></div></div> 54.9% |
| 2 | 很少 | 377 | <div><div></div></div> 28.7% |
| 3 | 有時 | 183 | <div><div></div></div> 13.9% |
| 4 | 經常 | 33 | <div><div></div></div> 2.5% |
| Sysmiss | | 685 | |
| <i>Warning: these figures indicate the number of cases found in the data file. They cannot be interpreted as summary statistics of the population of interest.</i> | | | |
| # n6a.1: N6a.1. 請問當您到了一個有安全疑慮或陌生的網站時，您會有下列何種舉動?(複選題)-使用過濾、防毒軟體 | | | |
| Information | [Type= discrete] [Format=numeric] [Range= 1-10] [Missing=*] | | |
| Statistics [NW/ W] | [Valid=656 /-] [Invalid=1344 /-] | | |
| Value | Label | Cases | Percentage |
| 1 | 使用過濾、防毒軟體 | 656 | <div><div></div></div> 100.0% |
| 2 | 提高網頁安全設定 | 0 | |
| 3 | 用假名或提供不完整的資料 | 0 | |
| 4 | 閱讀網站上的保密規定 | 0 | |
| 5 | 您會改上其他不用留個人資料的「類似」網站 | 0 | |
| 6 | 什麼都不做，離開網站 | 0 | |
| 7 | 不管，先用再說 | 0 | |
| 8 | 不知道怎麼辦 | 0 | |
| 9 | 上網尋問陌生網友應該要怎麼辦 | 0 | |
| 10 | 詢問認識的人應該要怎麼辦(有勾選續答N6b) | 0 | |
| Sysmiss | | 1344 | |
| <i>Warning: these figures indicate the number of cases found in the data file. They cannot be interpreted as summary statistics of the population of interest.</i> | | | |
| # n6a.2: N6a.2. 請問當您到了一個有安全疑慮或陌生的網站時，您會有下列何種舉動?(複選題)-提高網頁安全設定 | | | |
| Information | [Type= discrete] [Format=numeric] [Range= 1-10] [Missing=*] | | |
| Statistics [NW/ W] | [Valid=340 /-] [Invalid=1660 /-] | | |
| Value | Label | Cases | Percentage |
| 1 | 使用過濾、防毒軟體 | 0 | |
| 2 | 提高網頁安全設定 | 340 | <div><div></div></div> 100.0% |
| 3 | 用假名或提供不完整的資料 | 0 | |
| 4 | 閱讀網站上的保密規定 | 0 | |
| 5 | 您會改上其他不用留個人資料的「類似」網站 | 0 | |
| 6 | 什麼都不做，離開網站 | 0 | |
| 7 | 不管，先用再說 | 0 | |
| 8 | 不知道怎麼辦 | 0 | |
| 9 | 上網尋問陌生網友應該要怎麼辦 | 0 | |
| 10 | 詢問認識的人應該要怎麼辦(有勾選續答N6b) | 0 | |
| Sysmiss | | 1660 | |
| <i>Warning: these figures indicate the number of cases found in the data file. They cannot be interpreted as summary statistics of the population of interest.</i> | | | |
| # n6a.3: N6a.3. 請問當您到了一個有安全疑慮或陌生的網站時，您會有下列何種舉動?(複選題)-用假名或提供不完整的資料 | | | |
| Information | [Type= discrete] [Format=numeric] [Range= 1-10] [Missing=*] | | |
| Statistics [NW/ W] | [Valid=350 /-] [Invalid=1650 /-] | | |

n6a.3: N6a.3請問當您到了一個有安全疑慮或陌生的網站時，您會有下列何種舉動?(複選題)-用假名或提供不完整的資料

| Value | Label | Cases | Percentage |
|---------|------------------------|-------|------------|
| 1 | 使用過濾、防毒軟體 | 0 | |
| 2 | 提高網頁安全設定 | 0 | |
| 3 | 用假名或提供不完整的資料 | 350 | 100.0% |
| 4 | 閱讀網站上的保密規定 | 0 | |
| 5 | 您會改上其他不用留個人資料的「類似」網站 | 0 | |
| 6 | 什麼都不做，離開網站 | 0 | |
| 7 | 不管，先用再說 | 0 | |
| 8 | 不知道怎麼辦 | 0 | |
| 9 | 上網尋問陌生網友應該要怎麼辦 | 0 | |
| 10 | 詢問認識的人應該要怎麼辦(有勾選續答N6b) | 0 | |
| Sysmiss | | 1650 | |

Warning: these figures indicate the number of cases found in the data file. They cannot be interpreted as summary statistics of the population of interest.

n6a.4: N6a.4請問當您到了一個有安全疑慮或陌生的網站時，您會有下列何種舉動?(複選題)-閱讀網站上的保密規定

| | |
|---------------------------|---|
| Information | [Type= discrete] [Format=numeric] [Range= 1-10] [Missing=*] |
| Statistics [NW/ W] | [Valid=205 /-] [Invalid=1795 /-] |

| Value | Label | Cases | Percentage |
|---------|------------------------|-------|------------|
| 1 | 使用過濾、防毒軟體 | 0 | |
| 2 | 提高網頁安全設定 | 0 | |
| 3 | 用假名或提供不完整的資料 | 0 | |
| 4 | 閱讀網站上的保密規定 | 205 | 100.0% |
| 5 | 您會改上其他不用留個人資料的「類似」網站 | 0 | |
| 6 | 什麼都不做，離開網站 | 0 | |
| 7 | 不管，先用再說 | 0 | |
| 8 | 不知道怎麼辦 | 0 | |
| 9 | 上網尋問陌生網友應該要怎麼辦 | 0 | |
| 10 | 詢問認識的人應該要怎麼辦(有勾選續答N6b) | 0 | |
| Sysmiss | | 1795 | |

Warning: these figures indicate the number of cases found in the data file. They cannot be interpreted as summary statistics of the population of interest.

n6a.5: N6a.5請問當您到了一個有安全疑慮或陌生的網站時，您會有下列何種舉動?(複選題)-您會改上其他不用留個人資料的「類似」網站

| | |
|---------------------------|---|
| Information | [Type= discrete] [Format=numeric] [Range= 1-10] [Missing=*] |
| Statistics [NW/ W] | [Valid=282 /-] [Invalid=1718 /-] |

| Value | Label | Cases | Percentage |
|-------|----------------------|-------|------------|
| 1 | 使用過濾、防毒軟體 | 0 | |
| 2 | 提高網頁安全設定 | 0 | |
| 3 | 用假名或提供不完整的資料 | 0 | |
| 4 | 閱讀網站上的保密規定 | 0 | |
| 5 | 您會改上其他不用留個人資料的「類似」網站 | 282 | 100.0% |
| 6 | 什麼都不做，離開網站 | 0 | |
| 7 | 不管，先用再說 | 0 | |
| 8 | 不知道怎麼辦 | 0 | |
| 9 | 上網尋問陌生網友應該要怎麼辦 | 0 | |

n6a.5: N6a.5.請問當您到了一個有安全疑慮或陌生的網站時，您會有下列何種舉動?(複選題)-您會改上其他不用留個人資料的「類似」網站

| Value | Label | Cases | Percentage |
|---------|------------------------|-------|------------|
| 10 | 詢問認識的人應該要怎麼辦(有勾選續答N6b) | 0 | |
| Sysmiss | | 1718 | |

Warning: these figures indicate the number of cases found in the data file. They cannot be interpreted as summary statistics of the population of interest.

n6a.6: N6a.6.請問當您到了一個有安全疑慮或陌生的網站時，您會有下列何種舉動?(複選題)-什麼都不做，離開網站

| | |
|---------------------------|---|
| Information | [Type= discrete] [Format=numeric] [Range= 1-10] [Missing=*] |
| Statistics [NW/ W] | [Valid=656 /-] [Invalid=1344 /-] |

| Value | Label | Cases | Percentage |
|---------|------------------------|-------|------------|
| 1 | 使用過濾、防毒軟體 | 0 | |
| 2 | 提高網頁安全設定 | 0 | |
| 3 | 用假名或提供不完整的資料 | 0 | |
| 4 | 閱讀網站上的保密規定 | 0 | |
| 5 | 您會改上其他不用留個人資料的「類似」網站 | 0 | |
| 6 | 什麼都不做，離開網站 | 656 | 100.0% |
| 7 | 不管，先用再說 | 0 | |
| 8 | 不知道怎麼辦 | 0 | |
| 9 | 上網尋問陌生網友應該要怎麼辦 | 0 | |
| 10 | 詢問認識的人應該要怎麼辦(有勾選續答N6b) | 0 | |
| Sysmiss | | 1344 | |

Warning: these figures indicate the number of cases found in the data file. They cannot be interpreted as summary statistics of the population of interest.

n6a.7: N6a.7.請問當您到了一個有安全疑慮或陌生的網站時，您會有下列何種舉動?(複選題)-不管，先用再說

| | |
|---------------------------|---|
| Information | [Type= discrete] [Format=numeric] [Range= 1-10] [Missing=*] |
| Statistics [NW/ W] | [Valid=95 /-] [Invalid=1905 /-] |

| Value | Label | Cases | Percentage |
|---------|------------------------|-------|------------|
| 1 | 使用過濾、防毒軟體 | 0 | |
| 2 | 提高網頁安全設定 | 0 | |
| 3 | 用假名或提供不完整的資料 | 0 | |
| 4 | 閱讀網站上的保密規定 | 0 | |
| 5 | 您會改上其他不用留個人資料的「類似」網站 | 0 | |
| 6 | 什麼都不做，離開網站 | 0 | |
| 7 | 不管，先用再說 | 95 | 100.0% |
| 8 | 不知道怎麼辦 | 0 | |
| 9 | 上網尋問陌生網友應該要怎麼辦 | 0 | |
| 10 | 詢問認識的人應該要怎麼辦(有勾選續答N6b) | 0 | |
| Sysmiss | | 1905 | |

Warning: these figures indicate the number of cases found in the data file. They cannot be interpreted as summary statistics of the population of interest.

n6a.8: N6a.8.請問當您到了一個有安全疑慮或陌生的網站時，您會有下列何種舉動?(複選題)-不知道怎麼辦

| | |
|---------------------------|---|
| Information | [Type= discrete] [Format=numeric] [Range= 1-10] [Missing=*] |
| Statistics [NW/ W] | [Valid=93 /-] [Invalid=1907 /-] |

| Value | Label | Cases | Percentage |
|-------|-----------|-------|------------|
| 1 | 使用過濾、防毒軟體 | 0 | |
| 2 | 提高網頁安全設定 | 0 | |

n6a.8: N6a.8.請問當您到了一個有安全疑慮或陌生的網站時，您會有下列何種舉動?(複選題)-不知道怎麼辦

| Value | Label | Cases | Percentage |
|---------|------------------------|-------|------------|
| 3 | 用假名或提供不完整的資料 | 0 | |
| 4 | 閱讀網站上的保密規定 | 0 | |
| 5 | 您會改上其他不用留個人資料的「類似」網站 | 0 | |
| 6 | 什麼都不做，離開網站 | 0 | |
| 7 | 不管，先用再說 | 0 | |
| 8 | 不知道怎麼辦 | 93 | 100.0% |
| 9 | 上網尋問陌生網友應該要怎麼辦 | 0 | |
| 10 | 詢問認識的人應該要怎麼辦(有勾選續答N6b) | 0 | |
| Sysmiss | | 1907 | |

Warning: these figures indicate the number of cases found in the data file. They cannot be interpreted as summary statistics of the population of interest.

n6a.9: N6a.9.請問當您到了一個有安全疑慮或陌生的網站時，您會有下列何種舉動?(複選題)-上網尋問陌生網友應該要怎麼辦

| | |
|---------------------------|---|
| Information | [Type= discrete] [Format=numeric] [Range= 1-10] [Missing=*] |
| Statistics [NW/ W] | [Valid=42 /-] [Invalid=1958 /-] |

| Value | Label | Cases | Percentage |
|---------|------------------------|-------|------------|
| 1 | 使用過濾、防毒軟體 | 0 | |
| 2 | 提高網頁安全設定 | 0 | |
| 3 | 用假名或提供不完整的資料 | 0 | |
| 4 | 閱讀網站上的保密規定 | 0 | |
| 5 | 您會改上其他不用留個人資料的「類似」網站 | 0 | |
| 6 | 什麼都不做，離開網站 | 0 | |
| 7 | 不管，先用再說 | 0 | |
| 8 | 不知道怎麼辦 | 0 | |
| 9 | 上網尋問陌生網友應該要怎麼辦 | 42 | 100.0% |
| 10 | 詢問認識的人應該要怎麼辦(有勾選續答N6b) | 0 | |
| Sysmiss | | 1958 | |

Warning: these figures indicate the number of cases found in the data file. They cannot be interpreted as summary statistics of the population of interest.

n6a.10: N6a.10.請問當您到了一個有安全疑慮或陌生的網站時，您會有下列何種舉動?(複選題)-詢問認識的人應該要怎麼辦

| | |
|---------------------------|---|
| Information | [Type= discrete] [Format=numeric] [Range= 1-10] [Missing=*] |
| Statistics [NW/ W] | [Valid=141 /-] [Invalid=1859 /-] |

| Value | Label | Cases | Percentage |
|---------|------------------------|-------|------------|
| 1 | 使用過濾、防毒軟體 | 0 | |
| 2 | 提高網頁安全設定 | 0 | |
| 3 | 用假名或提供不完整的資料 | 0 | |
| 4 | 閱讀網站上的保密規定 | 0 | |
| 5 | 您會改上其他不用留個人資料的「類似」網站 | 0 | |
| 6 | 什麼都不做，離開網站 | 0 | |
| 7 | 不管，先用再說 | 0 | |
| 8 | 不知道怎麼辦 | 0 | |
| 9 | 上網尋問陌生網友應該要怎麼辦 | 0 | |
| 10 | 詢問認識的人應該要怎麼辦(有勾選續答N6b) | 141 | 100.0% |
| Sysmiss | | 1859 | |

Warning: these figures indicate the number of cases found in the data file. They cannot be interpreted as summary statistics of the population of interest.

| | | | |
|---|---------|--|------------------------------|
| # n6b: N6b. 剛才您有提到您會詢問認識的人，請問大概有多少人？ | | | |
| Information | | [Type= continuous] [Format=numeric] [Range= 1-10] [Missing=*] | |
| Statistics [NW/ W] | | [Valid=141 /-] [Invalid=1859 /-] [Mean=3.291 /-] [StdDev=2.266 /-] | |
| # n7.1: N7.1.您在使用網路時看到您不想看的內容而感到很困擾的頻率是？ | | | |
| Information | | [Type= discrete] [Format=numeric] [Range= 1-4] [Missing=*] | |
| Statistics [NW/ W] | | [Valid=1315 /-] [Invalid=685 /-] | |
| Value | Label | Cases | Percentage |
| 1 | 從來沒有 | 208 | <div><div></div></div> 15.8% |
| 2 | 很少 | 597 | <div><div></div></div> 45.4% |
| 3 | 有時 | 436 | <div><div></div></div> 33.2% |
| 4 | 經常 | 74 | <div><div></div></div> 5.6% |
| Sysmiss | | 685 | |
| Warning: these figures indicate the number of cases found in the data file. They cannot be interpreted as summary statistics of the population of interest. | | | |
| # n7.2: N7.2.您在使用網路時感到有罪惡感的頻率是？ | | | |
| Information | | [Type= discrete] [Format=numeric] [Range= 1-4] [Missing=*] | |
| Statistics [NW/ W] | | [Valid=1315 /-] [Invalid=685 /-] | |
| Value | Label | Cases | Percentage |
| 1 | 從來沒有 | 627 | <div><div></div></div> 47.7% |
| 2 | 很少 | 530 | <div><div></div></div> 40.3% |
| 3 | 有時 | 138 | <div><div></div></div> 10.5% |
| 4 | 經常 | 20 | <div><div></div></div> 1.5% |
| Sysmiss | | 685 | |
| Warning: these figures indicate the number of cases found in the data file. They cannot be interpreted as summary statistics of the population of interest. | | | |
| # n8: N8. 請問整體來說，您覺得使用網路是愉快的嗎？ | | | |
| Information | | [Type= discrete] [Format=numeric] [Range= 1-5] [Missing=*] | |
| Statistics [NW/ W] | | [Valid=1315 /-] [Invalid=685 /-] | |
| Value | Label | Cases | Percentage |
| 1 | 非常不愉快 | 13 | <div><div></div></div> 1.0% |
| 2 | 不愉快 | 13 | <div><div></div></div> 1.0% |
| 3 | 普通 | 423 | <div><div></div></div> 32.2% |
| 4 | 愉快 | 699 | <div><div></div></div> 53.2% |
| 5 | 非常愉快 | 167 | <div><div></div></div> 12.7% |
| Sysmiss | | 685 | |
| Warning: these figures indicate the number of cases found in the data file. They cannot be interpreted as summary statistics of the population of interest. | | | |
| # o1.1: O1.1.請問您同不同意，政治雖然複雜，但您還是可以了解。 | | | |
| Information | | [Type= discrete] [Format=numeric] [Range= 1-5] [Missing=*] | |
| Statistics [NW/ W] | | [Valid=2000 /-] [Invalid=0 /-] | |
| Value | Label | Cases | Percentage |
| 1 | 非常不同意 | 94 | <div><div></div></div> 4.7% |
| 2 | 不同意 | 363 | <div><div></div></div> 18.2% |
| 3 | 無所謂同不同意 | 511 | <div><div></div></div> 25.6% |
| 4 | 同意 | 950 | <div><div></div></div> 47.5% |
| 5 | 非常同意 | 82 | <div><div></div></div> 4.1% |
| Warning: these figures indicate the number of cases found in the data file. They cannot be interpreted as summary statistics of the population of interest. | | | |

| # o1.2: O1.2.請問您同不同意，一般來說，您對政治很感興趣。 | | | |
|---|--|-------|------------------------------|
| Information | [Type= discrete] [Format=numeric] [Range= 1-5] [Missing=*] | | |
| Statistics [NW/ W] | [Valid=2000 /-] [Invalid=0 /-] | | |
| Value | Label | Cases | Percentage |
| 1 | 非常不同意 | 202 | <div><div></div></div> 10.1% |
| 2 | 不同意 | 730 | <div><div></div></div> 36.5% |
| 3 | 無所謂同不同意 | 590 | <div><div></div></div> 29.5% |
| 4 | 同意 | 438 | <div><div></div></div> 21.9% |
| 5 | 非常同意 | 40 | <div><div></div></div> 2.0% |
| Warning: these figures indicate the number of cases found in the data file. They cannot be interpreted as summary statistics of the population of interest. | | | |
| # o1.3: O1.3.請問您同不同意，您會願意參與地方改造工作(如向鄰里長反映社區問題、美化社區環境、抗議焚化爐興建等)。 | | | |
| Information | [Type= discrete] [Format=numeric] [Range= 1-5] [Missing=*] | | |
| Statistics [NW/ W] | [Valid=2000 /-] [Invalid=0 /-] | | |
| Value | Label | Cases | Percentage |
| 1 | 非常不同意 | 134 | <div><div></div></div> 6.7% |
| 2 | 不同意 | 526 | <div><div></div></div> 26.3% |
| 3 | 無所謂同不同意 | 668 | <div><div></div></div> 33.4% |
| 4 | 同意 | 622 | <div><div></div></div> 31.1% |
| 5 | 非常同意 | 50 | <div><div></div></div> 2.5% |
| Warning: these figures indicate the number of cases found in the data file. They cannot be interpreted as summary statistics of the population of interest. | | | |
| # o1.4: O1.4.請問您同不同意，您會願意參加地方性質的集會或活動(如公寓大樓委員會、鄰里集會、鄉、鎮、市、村里民大會、農漁民集會、社區婦女、家長集會)。 | | | |
| Information | [Type= discrete] [Format=numeric] [Range= 1-5] [Missing=*] | | |
| Statistics [NW/ W] | [Valid=2000 /-] [Invalid=0 /-] | | |
| Value | Label | Cases | Percentage |
| 1 | 非常不同意 | 150 | <div><div></div></div> 7.5% |
| 2 | 不同意 | 562 | <div><div></div></div> 28.1% |
| 3 | 無所謂同不同意 | 628 | <div><div></div></div> 31.4% |
| 4 | 同意 | 608 | <div><div></div></div> 30.4% |
| 5 | 非常同意 | 52 | <div><div></div></div> 2.6% |
| Warning: these figures indicate the number of cases found in the data file. They cannot be interpreted as summary statistics of the population of interest. | | | |
| # o1.5: O1.5.請問您同不同意，您會願意參加地方政治性社團活動(如地方政黨集會、地方政治人物服務處、後援會等，但不包括政黨內部的選舉投票)。 | | | |
| Information | [Type= discrete] [Format=numeric] [Range= 1-5] [Missing=*] | | |
| Statistics [NW/ W] | [Valid=2000 /-] [Invalid=0 /-] | | |
| Value | Label | Cases | Percentage |
| 1 | 非常不同意 | 221 | <div><div></div></div> 11.0% |
| 2 | 不同意 | 762 | <div><div></div></div> 38.1% |
| 3 | 無所謂同不同意 | 591 | <div><div></div></div> 29.6% |
| 4 | 同意 | 395 | <div><div></div></div> 19.8% |
| 5 | 非常同意 | 31 | <div><div></div></div> 1.6% |
| Warning: these figures indicate the number of cases found in the data file. They cannot be interpreted as summary statistics of the population of interest. | | | |
| # o1.6: O1.6.請問您同不同意，您會願意參與競選造勢活動。 | | | |
| Information | [Type= discrete] [Format=numeric] [Range= 1-5] [Missing=*] | | |

| # o1.6: O1.6.請問您同不同意， 您會願意參與競選造勢活動。 | | | |
|---|---------|--|------------------------------|
| Statistics [NW/ W] | | [Valid=2000 /-] [Invalid=0 /-] | |
| Value | Label | Cases | Percentage |
| 1 | 非常不同意 | 277 | <div><div></div></div> 13.8% |
| 2 | 不同意 | 771 | <div><div></div></div> 38.6% |
| 3 | 無所謂同不同意 | 534 | <div><div></div></div> 26.7% |
| 4 | 同意 | 388 | <div><div></div></div> 19.4% |
| 5 | 非常同意 | 30 | <div><div></div></div> 1.5% |
| Warning: these figures indicate the number of cases found in the data file. They cannot be interpreted as summary statistics of the population of interest. | | | |
| # o1.7: O1.7.請問您同不同意， 您會願意幫您支持的候選人拉票。 | | | |
| Information | | [Type= discrete] [Format=numeric] [Range= 1-5] [Missing=*] | |
| Statistics [NW/ W] | | [Valid=2000 /-] [Invalid=0 /-] | |
| Value | Label | Cases | Percentage |
| 1 | 非常不同意 | 214 | <div><div></div></div> 10.7% |
| 2 | 不同意 | 657 | <div><div></div></div> 32.8% |
| 3 | 無所謂同不同意 | 537 | <div><div></div></div> 26.8% |
| 4 | 同意 | 542 | <div><div></div></div> 27.1% |
| 5 | 非常同意 | 50 | <div><div></div></div> 2.5% |
| Warning: these figures indicate the number of cases found in the data file. They cannot be interpreted as summary statistics of the population of interest. | | | |
| # o1.8: O1.8.請問您同不同意， 您會願意說服朋友支持您喜歡的候選人。 | | | |
| Information | | [Type= discrete] [Format=numeric] [Range= 1-5] [Missing=*] | |
| Statistics [NW/ W] | | [Valid=2000 /-] [Invalid=0 /-] | |
| Value | Label | Cases | Percentage |
| 1 | 非常不同意 | 219 | <div><div></div></div> 11.0% |
| 2 | 不同意 | 659 | <div><div></div></div> 33.0% |
| 3 | 無所謂同不同意 | 509 | <div><div></div></div> 25.4% |
| 4 | 同意 | 557 | <div><div></div></div> 27.8% |
| 5 | 非常同意 | 56 | <div><div></div></div> 2.8% |
| Warning: these figures indicate the number of cases found in the data file. They cannot be interpreted as summary statistics of the population of interest. | | | |
| # o1.9: O1.9.請問您同不同意， 公職選舉的時候， 您會願意去投票。 | | | |
| Information | | [Type= discrete] [Format=numeric] [Range= 1-5] [Missing=*] | |
| Statistics [NW/ W] | | [Valid=2000 /-] [Invalid=0 /-] | |
| Value | Label | Cases | Percentage |
| 1 | 非常不同意 | 56 | <div><div></div></div> 2.8% |
| 2 | 不同意 | 184 | <div><div></div></div> 9.2% |
| 3 | 無所謂同不同意 | 391 | <div><div></div></div> 19.6% |
| 4 | 同意 | 1122 | <div><div></div></div> 56.1% |
| 5 | 非常同意 | 247 | <div><div></div></div> 12.4% |
| Warning: these figures indicate the number of cases found in the data file. They cannot be interpreted as summary statistics of the population of interest. | | | |
| # o1.10: O1.10.請問您同不同意， 當政府官員想要做什麼時， 並不會在意老百姓怎麼想。 | | | |
| Information | | [Type= discrete] [Format=numeric] [Range= 1-5] [Missing=*] | |
| Statistics [NW/ W] | | [Valid=2000 /-] [Invalid=0 /-] | |
| Value | Label | Cases | Percentage |
| 1 | 非常不同意 | 81 | <div><div></div></div> 4.0% |

| # o1.10: O1.10. 請問您同不同意，當政府官員想要做什麼時，並不會在意老百姓怎麼想。 | | | |
|--|--|-------|-------------------------------|
| Value | Label | Cases | Percentage |
| 2 | 不同意 | 354 | <div><div></div></div> 17.7% |
| 3 | 無所謂同不同意 | 557 | <div><div></div></div> 27.8% |
| 4 | 同意 | 781 | <div><div></div></div> 39.1% |
| 5 | 非常同意 | 227 | <div><div></div></div> 11.4% |
| <i>Warning: these figures indicate the number of cases found in the data file. They cannot be interpreted as summary statistics of the population of interest.</i> | | | |
| # o2.1a: O2.1a. 請問您蒐尋、瀏覽、點閱、觀看和政治與公共事務有關的新聞、訊息、影片的頻率是？ | | | |
| Information | [Type= discrete] [Format=numeric] [Range= 1-4] [Missing=*] | | |
| Statistics [NW/ W] | [Valid=1315 /-] [Invalid=685 /-] | | |
| Value | Label | Cases | Percentage |
| 1 | 從來沒有(跳答O2(2)a) | 312 | <div><div></div></div> 23.7% |
| 2 | 很少 | 501 | <div><div></div></div> 38.1% |
| 3 | 有時 | 422 | <div><div></div></div> 32.1% |
| 4 | 經常 | 80 | <div><div></div></div> 6.1% |
| Sysmiss | | 685 | |
| <i>Warning: these figures indicate the number of cases found in the data file. They cannot be interpreted as summary statistics of the population of interest.</i> | | | |
| # o2.1b.1: O2.1b.1. 請問您是透過下列哪些平台或方式來蒐尋、瀏覽、點閱、觀看和政治與公共事務有關的新聞、訊息、影片?(複選題)-社交網站(如 Facebook, MySpace, LinkedIn 等) | | | |
| Information | [Type= discrete] [Format=numeric] [Range= 1-5] [Missing=*] | | |
| Statistics [NW/ W] | [Valid=546 /-] [Invalid=1454 /-] | | |
| Value | Label | Cases | Percentage |
| 1 | 社交網站(如 Facebook ,MySpace, LinkedIn等) | 546 | <div><div></div></div> 100.0% |
| 2 | 部落格 | 0 | |
| 3 | 線上影音網站(如 Youtube, Justin TV等) | 0 | |
| 4 | 微網誌(如Twitter、Plurk、FriendFeed 等) | 0 | |
| 5 | 新聞網站(包括奇摩新聞網、聯合新聞網等) | 0 | |
| Sysmiss | | 1454 | |
| <i>Warning: these figures indicate the number of cases found in the data file. They cannot be interpreted as summary statistics of the population of interest.</i> | | | |
| # o2.1b.2: O2.1b.2. 請問您是透過下列哪些平台或方式來蒐尋、瀏覽、點閱、觀看和政治與公共事務有關的新聞、訊息、影片?(複選題)-部落格 | | | |
| Information | [Type= discrete] [Format=numeric] [Range= 1-5] [Missing=*] | | |
| Statistics [NW/ W] | [Valid=119 /-] [Invalid=1881 /-] | | |
| Value | Label | Cases | Percentage |
| 1 | 社交網站(如 Facebook ,MySpace, LinkedIn等) | 0 | |
| 2 | 部落格 | 119 | <div><div></div></div> 100.0% |
| 3 | 線上影音網站(如 Youtube, Justin TV等) | 0 | |
| 4 | 微網誌(如Twitter、Plurk、FriendFeed 等) | 0 | |
| 5 | 新聞網站(包括奇摩新聞網、聯合新聞網等) | 0 | |
| Sysmiss | | 1881 | |
| <i>Warning: these figures indicate the number of cases found in the data file. They cannot be interpreted as summary statistics of the population of interest.</i> | | | |
| # o2.1b.3: O2.1b.3. 請問您是透過下列哪些平台或方式來蒐尋、瀏覽、點閱、觀看和政治與公共事務有關的新聞、訊息、影片?(複選題)-線上影音網站(如 Youtube, Justin TV 等) | | | |
| Information | [Type= discrete] [Format=numeric] [Range= 1-5] [Missing=*] | | |
| Statistics [NW/ W] | [Valid=294 /-] [Invalid=1706 /-] | | |

o2.1b.3: O2.1b.3.請問您是透過下列哪些平台或方式來蒐尋、瀏覽、點閱、觀看和政治與公共事務有關的新聞、訊息、影片?(複選題)-線上影音網站(如 **Youtube, Justin TV**等)

| Value | Label | Cases | Percentage |
|---------|--------------------------------------|-------|------------|
| 1 | 社交網站(如 Facebook ,MySpace, LinkedIn等) | 0 | |
| 2 | 部落格 | 0 | |
| 3 | 線上影音網站(如 Youtube, Justin TV等) | 294 | 100.0% |
| 4 | 微網誌(如Twitter、Plurk、FriendFeed 等) | 0 | |
| 5 | 新聞網站(包括奇摩新聞網、聯合新聞網等) | 0 | |
| Sysmiss | | 1706 | |

Warning: these figures indicate the number of cases found in the data file. They cannot be interpreted as summary statistics of the population of interest.

o2.1b.4: O2.1b.4.請問您是透過下列哪些平台或方式來蒐尋、瀏覽、點閱、觀看和政治與公共事務有關的新聞、訊息、影片?(複選題)-微網誌(如Twitter、Plurk、FriendFeed 等)

| | |
|---------------------------|--|
| Information | [Type= discrete] [Format=numeric] [Range= 1-5] [Missing=*] |
| Statistics [NW/ W] | [Valid=38 /-] [Invalid=1962 /-] |

| Value | Label | Cases | Percentage |
|---------|--------------------------------------|-------|------------|
| 1 | 社交網站(如 Facebook ,MySpace, LinkedIn等) | 0 | |
| 2 | 部落格 | 0 | |
| 3 | 線上影音網站(如 Youtube, Justin TV等) | 0 | |
| 4 | 微網誌(如Twitter、Plurk、FriendFeed 等) | 38 | 100.0% |
| 5 | 新聞網站(包括奇摩新聞網、聯合新聞網等) | 0 | |
| Sysmiss | | 1962 | |

Warning: these figures indicate the number of cases found in the data file. They cannot be interpreted as summary statistics of the population of interest.

o2.1b.5: O2.1b.5.請問您是透過下列哪些平台或方式來蒐尋、瀏覽、點閱、觀看和政治與公共事務有關的新聞、訊息、影片?(複選題)-新聞網站(包括奇摩新聞網、聯合新聞網等)

| | |
|---------------------------|--|
| Information | [Type= discrete] [Format=numeric] [Range= 1-5] [Missing=*] |
| Statistics [NW/ W] | [Valid=663 /-] [Invalid=1337 /-] |

| Value | Label | Cases | Percentage |
|---------|--------------------------------------|-------|------------|
| 1 | 社交網站(如 Facebook ,MySpace, LinkedIn等) | 0 | |
| 2 | 部落格 | 0 | |
| 3 | 線上影音網站(如 Youtube, Justin TV等) | 0 | |
| 4 | 微網誌(如Twitter、Plurk、FriendFeed 等) | 0 | |
| 5 | 新聞網站(包括奇摩新聞網、聯合新聞網等) | 663 | 100.0% |
| Sysmiss | | 1337 | |

Warning: these figures indicate the number of cases found in the data file. They cannot be interpreted as summary statistics of the population of interest.

o2.2a: O2.2a.請問您轉貼、轉寄和政治與公共事務有關的新聞、訊息、影片的頻率是?

| | |
|---------------------------|--|
| Information | [Type= discrete] [Format=numeric] [Range= 1-4] [Missing=*] |
| Statistics [NW/ W] | [Valid=1315 /-] [Invalid=685 /-] |

| Value | Label | Cases | Percentage |
|---------|----------------|-------|------------|
| 1 | 從來沒有(跳答O2(3)a) | 741 | 56.3% |
| 2 | 很少 | 389 | 29.6% |
| 3 | 有時 | 169 | 12.9% |
| 4 | 經常 | 16 | 1.2% |
| Sysmiss | | 685 | |

Warning: these figures indicate the number of cases found in the data file. They cannot be interpreted as summary statistics of the population of interest.

o2.2b.1: O2.2b.1.請問是透過下列哪些平台或方式來轉貼、轉寄和政治與公共事務有關的新聞、訊息、影片?(複選題)-社交網站(如 **Facebook, MySpace, LinkedIn**等)

| | |
|---------------------------|--|
| Information | [Type= discrete] [Format=numeric] [Range= 1-6] [Missing=*] |
| Statistics [NW/ W] | [Valid=420 /-] [Invalid=1580 /-] |

| Value | Label | Cases | Percentage |
|---------|--------------------------------------|-------|------------|
| 1 | 社交網站(如 Facebook ,MySpace, LinkedIn等) | 420 | 100.0% |
| 2 | 部落格 | 0 | |
| 3 | 線上影音網站(如 Youtube, Justin TV等) | 0 | |
| 4 | 微網誌(如Twitter、Plurk、FriendFeed 等) | 0 | |
| 5 | 新聞網站(包括奇摩新聞網、聯合新聞網等) | 0 | |
| 6 | 轉貼e-mail | 0 | |
| Sysmiss | | 1580 | |

Warning: these figures indicate the number of cases found in the data file. They cannot be interpreted as summary statistics of the population of interest.

o2.2b.2: O2.2b.2.請問是透過下列哪些平台或方式來轉貼、轉寄和政治與公共事務有關的新聞、訊息、影片?(複選題)-部落格

| | |
|---------------------------|--|
| Information | [Type= discrete] [Format=numeric] [Range= 1-6] [Missing=*] |
| Statistics [NW/ W] | [Valid=81 /-] [Invalid=1919 /-] |

| Value | Label | Cases | Percentage |
|---------|--------------------------------------|-------|------------|
| 1 | 社交網站(如 Facebook ,MySpace, LinkedIn等) | 0 | |
| 2 | 部落格 | 81 | 100.0% |
| 3 | 線上影音網站(如 Youtube, Justin TV等) | 0 | |
| 4 | 微網誌(如Twitter、Plurk、FriendFeed 等) | 0 | |
| 5 | 新聞網站(包括奇摩新聞網、聯合新聞網等) | 0 | |
| 6 | 轉貼e-mail | 0 | |
| Sysmiss | | 1919 | |

Warning: these figures indicate the number of cases found in the data file. They cannot be interpreted as summary statistics of the population of interest.

o2.2b.3: O2.2b.3.請問是透過下列哪些平台或方式來轉貼、轉寄和政治與公共事務有關的新聞、訊息、影片?(複選題)-線上影音網站(如 **Youtube, Justin TV**等)

| | |
|---------------------------|--|
| Information | [Type= discrete] [Format=numeric] [Range= 1-6] [Missing=*] |
| Statistics [NW/ W] | [Valid=130 /-] [Invalid=1870 /-] |

| Value | Label | Cases | Percentage |
|---------|--------------------------------------|-------|------------|
| 1 | 社交網站(如 Facebook ,MySpace, LinkedIn等) | 0 | |
| 2 | 部落格 | 0 | |
| 3 | 線上影音網站(如 Youtube, Justin TV等) | 130 | 100.0% |
| 4 | 微網誌(如Twitter、Plurk、FriendFeed 等) | 0 | |
| 5 | 新聞網站(包括奇摩新聞網、聯合新聞網等) | 0 | |
| 6 | 轉貼e-mail | 0 | |
| Sysmiss | | 1870 | |

Warning: these figures indicate the number of cases found in the data file. They cannot be interpreted as summary statistics of the population of interest.

o2.2b.4: O2.2b.4.請問是透過下列哪些平台或方式來轉貼、轉寄和政治與公共事務有關的新聞、訊息、影片?(複選題)-微網誌(如Twitter、Plurk、FriendFeed 等)

| | |
|---------------------------|--|
| Information | [Type= discrete] [Format=numeric] [Range= 1-6] [Missing=*] |
| Statistics [NW/ W] | [Valid=32 /-] [Invalid=1968 /-] |

| Value | Label | Cases | Percentage |
|-------|--------------------------------------|-------|------------|
| 1 | 社交網站(如 Facebook ,MySpace, LinkedIn等) | 0 | |

o2.2.b.4: O2.2b.4.請問是透過下列哪些平台或方式來轉貼、轉寄和政治與公共事務有關的新聞、訊息、影片?(複選題)-微網誌(如Twitter、Plurk、FriendFeed等)

| Value | Label | Cases | Percentage |
|---------|---------------------------------|-------|-------------------------------|
| 2 | 部落格 | 0 | |
| 3 | 線上影音網站(如 Youtube, Justin TV等) | 0 | |
| 4 | 微網誌(如Twitter、Plurk、FriendFeed等) | 32 | <div><div></div></div> 100.0% |
| 5 | 新聞網站(包括奇摩新聞網、聯合新聞網等) | 0 | |
| 6 | 轉貼e-mail | 0 | |
| Sysmiss | | 1968 | |

Warning: these figures indicate the number of cases found in the data file. They cannot be interpreted as summary statistics of the population of interest.

o2.2.b.5: O2.2b.5.請問是透過下列哪些平台或方式來轉貼、轉寄和政治與公共事務有關的新聞、訊息、影片?(複選題)-新聞網站(包括奇摩新聞網、聯合新聞網等)

| | |
|---------------------------|--|
| Information | [Type= discrete] [Format=numeric] [Range= 1-6] [Missing=*] |
| Statistics [NW/ W] | [Valid=187 /-] [Invalid=1813 /-] |

| Value | Label | Cases | Percentage |
|---------|--------------------------------------|-------|-------------------------------|
| 1 | 社交網站(如 Facebook ,MySpace, LinkedIn等) | 0 | |
| 2 | 部落格 | 0 | |
| 3 | 線上影音網站(如 Youtube, Justin TV等) | 0 | |
| 4 | 微網誌(如Twitter、Plurk、FriendFeed等) | 0 | |
| 5 | 新聞網站(包括奇摩新聞網、聯合新聞網等) | 187 | <div><div></div></div> 100.0% |
| 6 | 轉貼e-mail | 0 | |
| Sysmiss | | 1813 | |

Warning: these figures indicate the number of cases found in the data file. They cannot be interpreted as summary statistics of the population of interest.

o2.2.b.6: O2.2b.6.請問是透過下列哪些平台或方式來轉貼、轉寄和政治與公共事務有關的新聞、訊息、影片?(複選題)-轉貼e-mail

| | |
|---------------------------|--|
| Information | [Type= discrete] [Format=numeric] [Range= 1-6] [Missing=*] |
| Statistics [NW/ W] | [Valid=64 /-] [Invalid=1936 /-] |

| Value | Label | Cases | Percentage |
|---------|--------------------------------------|-------|-------------------------------|
| 1 | 社交網站(如 Facebook ,MySpace, LinkedIn等) | 0 | |
| 2 | 部落格 | 0 | |
| 3 | 線上影音網站(如 Youtube, Justin TV等) | 0 | |
| 4 | 微網誌(如Twitter、Plurk、FriendFeed等) | 0 | |
| 5 | 新聞網站(包括奇摩新聞網、聯合新聞網等) | 0 | |
| 6 | 轉貼e-mail | 64 | <div><div></div></div> 100.0% |
| Sysmiss | | 1936 | |





Warning: these figures indicate the number of cases found in the data file. They cannot be interpreted as summary statistics of the population of interest.

o2.3a: O2.3a.請問您發文、製作、留言、評論和政治與公共事務有關的新聞、訊息、影片的頻率是?

| | |
|---------------------------|--|
| Information | [Type= discrete] [Format=numeric] [Range= 1-4] [Missing=*] |
| Statistics [NW/ W] | [Valid=1315 /-] [Invalid=685 /-] |

| Value | Label | Cases | Percentage |
|---------|----------------|-------|------------------------------|
| 1 | 從來沒有(跳答O2(4)a) | 838 | <div><div></div></div> 63.7% |
| 2 | 很少 | 326 | <div><div></div></div> 24.8% |
| 3 | 有時 | 141 | <div><div></div></div> 10.7% |
| 4 | 經常 | 10 | <div><div></div></div> 0.8% |
| Sysmiss | | 685 | |

Warning: these figures indicate the number of cases found in the data file. They cannot be interpreted as summary statistics of the population of interest.

| | | | |
|---|--------------------------------------|--|--|
| # o2.3b.1: O2.3b.1.請問是透過下列哪些平台或方式來發文、製作、留言、評論和政治與公共事務有關的新聞、訊息、影片?(複選題)-社交網站(如 Facebook, MySpace, LinkedIn 等) | | | |
| Information | | [Type= discrete] [Format=numeric] [Range= 1-5] [Missing=*] | |
| Statistics [NW/ W] | | [Valid=368 /-] [Invalid=1632 /-] | |
| Value | Label | Cases | Percentage |
| 1 | 社交網站(如 Facebook ,MySpace, LinkedIn等) | 368 |  100.0% |
| 2 | 部落格 | 0 | |
| 3 | 線上影音網站(如 Youtube, Justin TV等) | 0 | |
| 4 | 微網誌(如Twitter、Plurk、FriendFeed 等) | 0 | |
| 5 | 新聞網站(包括奇摩新聞網、聯合新聞網等) | 0 | |
| Sysmiss | | 1632 | |
| Warning: these figures indicate the number of cases found in the data file. They cannot be interpreted as summary statistics of the population of interest. | | | |
| # o2.3b.2: O2.3b.2.請問是透過下列哪些平台或方式來發文、製作、留言、評論和政治與公共事務有關的新聞、訊息、影片?(複選題)-部落格 | | | |
| Information | | [Type= discrete] [Format=numeric] [Range= 1-5] [Missing=*] | |
| Statistics [NW/ W] | | [Valid=74 /-] [Invalid=1926 /-] | |
| Value | Label | Cases | Percentage |
| 1 | 社交網站(如 Facebook ,MySpace, LinkedIn等) | 0 |  100.0% |
| 2 | 部落格 | 74 | |
| 3 | 線上影音網站(如 Youtube, Justin TV等) | 0 | |
| 4 | 微網誌(如Twitter、Plurk、FriendFeed 等) | 0 | |
| 5 | 新聞網站(包括奇摩新聞網、聯合新聞網等) | 0 | |
| Sysmiss | | 1926 | |
| Warning: these figures indicate the number of cases found in the data file. They cannot be interpreted as summary statistics of the population of interest. | | | |
| # o2.3b.3: O2.3b.3.請問是透過下列哪些平台或方式來發文、製作、留言、評論和政治與公共事務有關的新聞、訊息、影片?(複選題)-線上影音網站(如 Youtube, Justin TV 等) | | | |
| Information | | [Type= discrete] [Format=numeric] [Range= 1-5] [Missing=*] | |
| Statistics [NW/ W] | | [Valid=102 /-] [Invalid=1898 /-] | |
| Value | Label | Cases | Percentage |
| 1 | 社交網站(如 Facebook ,MySpace, LinkedIn等) | 0 |  100.0% |
| 2 | 部落格 | 0 | |
| 3 | 線上影音網站(如 Youtube, Justin TV等) | 102 | |
| 4 | 微網誌(如Twitter、Plurk、FriendFeed 等) | 0 | |
| 5 | 新聞網站(包括奇摩新聞網、聯合新聞網等) | 0 | |
| Sysmiss | | 1898 | |
| Warning: these figures indicate the number of cases found in the data file. They cannot be interpreted as summary statistics of the population of interest. | | | |
| # o2.3.b.4: O2.3b.4.請問是透過下列哪些平台或方式來發文、製作、留言、評論和政治與公共事務有關的新聞、訊息、影片?(複選題)-微網誌(如Twitter、Plurk、FriendFeed 等) | | | |
| Information | | [Type= discrete] [Format=numeric] [Range= 1-5] [Missing=*] | |
| Statistics [NW/ W] | | [Valid=46 /-] [Invalid=1954 /-] | |
| Value | Label | Cases | Percentage |
| 1 | 社交網站(如 Facebook ,MySpace, LinkedIn等) | 0 |  100.0% |
| 2 | 部落格 | 0 | |
| 3 | 線上影音網站(如 Youtube, Justin TV等) | 0 | |
| 4 | 微網誌(如Twitter、Plurk、FriendFeed 等) | 46 | |

o2.3.b.4: O2.3b.4.請問是透過下列哪些平台或方式來發文、製作、留言、評論和政治與公共事務有關的新聞、訊息、影片?(複選題)-微網誌(如Twitter、Plurk、FriendFeed 等)

| Value | Label | Cases | Percentage |
|---------|----------------------|-------|------------|
| 5 | 新聞網站(包括奇摩新聞網、聯合新聞網等) | 0 | |
| Sysmiss | | 1954 | |

Warning: these figures indicate the number of cases found in the data file. They cannot be interpreted as summary statistics of the population of interest.

o2.3.b.5: O2.3b.5.請問是透過下列哪些平台或方式來發文、製作、留言、評論和政治與公共事務有關的新聞、訊息、影片?(複選題)-新聞網站(包括奇摩新聞網、聯合新聞網等)

| | |
|--------------------|--|
| Information | [Type= discrete] [Format=numeric] [Range= 1-5] [Missing=*] |
| Statistics [NW/ W] | [Valid=115 /-] [Invalid=1885 /-] |

| Value | Label | Cases | Percentage |
|---------|--------------------------------------|-------|------------|
| 1 | 社交網站(如 Facebook ,MySpace, LinkedIn等) | 0 | |
| 2 | 部落格 | 0 | |
| 3 | 線上影音網站(如 Youtube, Justin TV等) | 0 | |
| 4 | 微網誌(如Twitter、Plurk、FriendFeed 等) | 0 | |
| 5 | 新聞網站(包括奇摩新聞網、聯合新聞網等) | 115 | 100.0% |
| Sysmiss | | 1885 | |

Warning: these figures indicate the number of cases found in the data file. They cannot be interpreted as summary statistics of the population of interest.

o2.4a: O2.4a.請問您有沒有加入和政治與公共事務有關的社群或粉絲團?

| | |
|--------------------|--|
| Information | [Type= discrete] [Format=numeric] [Range= 1-2] [Missing=*] |
| Statistics [NW/ W] | [Valid=1315 /-] [Invalid=685 /-] |

| Value | Label | Cases | Percentage |
|---------|---------------------|-------|------------|
| 1 | 有 | 95 | 7.2% |
| 2 | 沒有(跳答P網路閱聽人測量計畫篩選題) | 1220 | 92.8% |
| Sysmiss | | 685 | |

Warning: these figures indicate the number of cases found in the data file. They cannot be interpreted as summary statistics of the population of interest.

o2.4b: O2.4b.請問您加入和政治與公共事務有關的社群或粉絲團有幾個? _個

| | |
|--------------------|---|
| Information | [Type= continuous] [Format=numeric] [Range= 1-20] [Missing=*] |
| Statistics [NW/ W] | [Valid=95 /-] [Invalid=1905 /-] [Mean=2.358 /-] [StdDev=2.756 /-] |

| | | | |
|---|--------------------------------------|--|-------------------------------|
| # o2.4c.1: O2.4c.1.請問您加入和政治與公共事務有關的社群或粉絲團是在哪些平台上?(複選題)-社交網站(如 Facebook, MySpace, LinkedIn等) | | | |
| Information | | [Type= discrete] [Format=numeric] [Range= 1-5] [Missing=*] | |
| Statistics [NW/ W] | | [Valid=87 /-] [Invalid=1913 /-] | |
| Value | Label | Cases | Percentage |
| 1 | 社交網站(如 Facebook ,MySpace, LinkedIn等) | 87 | <div><div></div></div> 100.0% |
| 2 | 部落格 | 0 | |
| 3 | 線上影音網站(如 Youtube, Justin TV等) | 0 | |
| 4 | 微網誌(如Twitter、Plurk、 FriendFeed 等) | 0 | |
| 5 | 新聞網站(包括奇摩新聞網、聯合新聞網等) | 0 | |
| Sysmiss | | 1913 | |
| Warning: these figures indicate the number of cases found in the data file. They cannot be interpreted as summary statistics of the population of interest. | | | |
| # o2.4c.2: O2.4c.2.請問您加入和政治與公共事務有關的社群或粉絲團是在哪些平台上?(複選題)-部落格 | | | |
| Information | | [Type= discrete] [Format=numeric] [Range= 1-5] [Missing=*] | |
| Statistics [NW/ W] | | [Valid=11 /-] [Invalid=1989 /-] | |
| Value | Label | Cases | Percentage |
| 1 | 社交網站(如 Facebook ,MySpace, LinkedIn等) | 0 | <div><div></div></div> 100.0% |
| 2 | 部落格 | 11 | |
| 3 | 線上影音網站(如 Youtube, Justin TV等) | 0 | |
| 4 | 微網誌(如Twitter、Plurk、 FriendFeed 等) | 0 | |
| 5 | 新聞網站(包括奇摩新聞網、聯合新聞網等) | 0 | |
| Sysmiss | | 1989 | |
| Warning: these figures indicate the number of cases found in the data file. They cannot be interpreted as summary statistics of the population of interest. | | | |
| # o2.4c.3: O2.4c.3.請問您加入和政治與公共事務有關的社群或粉絲團是在哪些平台上?(複選題)-線上影音網站(如 Youtube, Justin TV等) | | | |
| Information | | [Type= discrete] [Format=numeric] [Range= 1-5] [Missing=*] | |
| Statistics [NW/ W] | | [Valid=14 /-] [Invalid=1986 /-] | |
| Value | Label | Cases | Percentage |
| 1 | 社交網站(如 Facebook ,MySpace, LinkedIn等) | 0 | <div><div></div></div> 100.0% |
| 2 | 部落格 | 0 | |
| 3 | 線上影音網站(如 Youtube, Justin TV等) | 14 | |
| 4 | 微網誌(如Twitter、Plurk、 FriendFeed 等) | 0 | |
| 5 | 新聞網站(包括奇摩新聞網、聯合新聞網等) | 0 | |
| Sysmiss | | 1986 | |
| Warning: these figures indicate the number of cases found in the data file. They cannot be interpreted as summary statistics of the population of interest. | | | |
| # o2.4c.4: O2.4c.4.請問您加入和政治與公共事務有關的社群或粉絲團是在哪些平台上?(複選題)-微網誌(如 Twitter、Plurk、 FriendFeed 等) | | | |
| Information | | [Type= discrete] [Format=numeric] [Range= 1-5] [Missing=*] | |
| Statistics [NW/ W] | | [Valid=12 /-] [Invalid=1988 /-] | |
| Value | Label | Cases | Percentage |
| 1 | 社交網站(如 Facebook ,MySpace, LinkedIn等) | 0 | <div><div></div></div> 100.0% |
| 2 | 部落格 | 0 | |
| 3 | 線上影音網站(如 Youtube, Justin TV等) | 0 | |
| 4 | 微網誌(如Twitter、Plurk、 FriendFeed 等) | 12 | |
| 5 | 新聞網站(包括奇摩新聞網、聯合新聞網等) | 0 | |

| # o2.4c.4: O2.4c.4. 請問您加入和政治與公共事務有關的社群或粉絲團是在哪些平台上?(複選題)-微網誌(如Twitter、Plurk、FriendFeed等) | | | |
|---|---|-------|------------|
| Value | Label | Cases | Percentage |
| Sysmiss | | 1988 | |
| Warning: these figures indicate the number of cases found in the data file. They cannot be interpreted as summary statistics of the population of interest. | | | |
| # o2.4c.5: O2.4c.5. 請問您加入和政治與公共事務有關的社群或粉絲團是在哪些平台上?(複選題)-新聞網站(包括奇摩新聞網、聯合新聞網等) | | | |
| Information | [Type= discrete] [Format=numeric] [Range= 1-5] [Missing=*] | | |
| Statistics [NW/ W] | [Valid=20 /-] [Invalid=1980 /-] | | |
| Value | Label | Cases | Percentage |
| 1 | 社交網站(如 Facebook ,MySpace, LinkedIn等) | 0 | |
| 2 | 部落格 | 0 | |
| 3 | 線上影音網站(如 Youtube, Justin TV等) | 0 | |
| 4 | 微網誌(如Twitter、Plurk、FriendFeed等) | 0 | |
| 5 | 新聞網站(包括奇摩新聞網、聯合新聞網等) | 20 | 100.0% |
| Sysmiss | | 1980 | |
| Warning: these figures indicate the number of cases found in the data file. They cannot be interpreted as summary statistics of the population of interest. | | | |
| # p1: P1. 請問您現在有沒有在工作? | | | |
| Information | [Type= discrete] [Format=numeric] [Range= 1-88] [Missing=*] | | |
| Statistics [NW/ W] | [Valid=2000 /-] [Invalid=0 /-] | | |
| Value | Label | Cases | Percentage |
| 1 | 有全職工作 | 1109 | 55.4% |
| 2 | 有兼職工作 | 101 | 5.1% |
| 3 | 不固定(打零工), 目前暫時沒有 | 68 | 3.4% |
| 4 | 幫忙家裡的事業 | 87 | 4.4% |
| 5 | 目前沒有工作(跳答P3) | 133 | 6.6% |
| 6 | 學生/進修在學且沒有工作(跳答P3) | 103 | 5.1% |
| 7 | 學生/進修在學且有工作 | 65 | 3.2% |
| 8 | 已經退休 | 135 | 6.8% |
| 9 | 家庭主婦且沒有工作(跳答P3) | 149 | 7.4% |
| 10 | 高齡、身心障礙、生病不能工作(跳答P3) | 39 | 2.0% |
| 11 | 服義務役 | 7 | 0.4% |
| 12 | 服(研發)替代役 | 4 | 0.2% |
| 88 | 其他 | 0 | |
| Warning: these figures indicate the number of cases found in the data file. They cannot be interpreted as summary statistics of the population of interest. | | | |
| # p1_other: P1.other. 請問您現在有沒有在工作?其它, 請說明__ | | | |
| Information | [Type= discrete] [Format=character] [Missing=*] | | |
| Statistics [NW/ W] | [Valid=0 /-] [Invalid=0 /-] | | |
| # p2: P2. 請問您的行業： | | | |
| Information | [Type= discrete] [Format=numeric] [Range= 1-88] [Missing=*] | | |
| Statistics [NW/ W] | [Valid=1576 /-] [Invalid=424 /-] | | |
| Value | Label | Cases | Percentage |
| 1 | 農林漁牧業 | 81 | 5.1% |
| 2 | 礦業及土石採取業 | 7 | 0.4% |
| 3 | 製造業 | 354 | 22.5% |

p2: P2.請問您的行業：

| Value | Label | Cases | Percentage |
|---------|------------------|-------|------------|
| 4 | 電力及燃氣供應業 | 6 | 0.4% |
| 5 | 用水供應及污染整治業 | 7 | 0.4% |
| 6 | 營造業 | 95 | 6.0% |
| 7 | 批發及零售業 | 135 | 8.6% |
| 8 | 運輸及倉儲業 | 54 | 3.4% |
| 9 | 住宿及餐飲業 | 146 | 9.3% |
| 10 | 資訊及通訊傳播業 | 76 | 4.8% |
| 11 | 金融及保險業 | 82 | 5.2% |
| 12 | 不動產業 | 26 | 1.6% |
| 13 | 專業、科學及技術服務業 | 40 | 2.5% |
| 14 | 支援服務業 | 36 | 2.3% |
| 15 | 公共行政及國防;強制性社會安全 | 52 | 3.3% |
| 16 | 教育服務業 | 99 | 6.3% |
| 17 | 醫療保健及社會工作服務業 | 51 | 3.2% |
| 18 | 藝術、娛樂及休閒服務業 | 51 | 3.2% |
| 19 | 其他服務業 | 170 | 10.8% |
| 20 | 服役前從來沒有工作、兼職或打工過 | 8 | 0.5% |
| 88 | 其他 | 0 | |
| Sysmiss | | 424 | |

Warning: these figures indicate the number of cases found in the data file. They cannot be interpreted as summary statistics of the population of interest.

p2_other: P2.other.請問您的行業：其它(請說明) __

| | |
|--------------------|---|
| Information | [Type= discrete] [Format=character] [Missing=*] |
| Statistics [NW/ W] | [Valid=0 /-] [Invalid=0 /-] |

p3: P3.請問您個人平均每個月所有的(稅前)收入差不多有多少?(包括薪資、年終獎金、年節分紅、加班費、執行業務收入、自營收入、投資利息、房租、退休金、或父母/小孩給予的生活費等收入)

| | |
|--------------------|---|
| Information | [Type= discrete] [Format=numeric] [Range= 1-23] [Missing=*] |
| Statistics [NW/ W] | [Valid=2000 /-] [Invalid=0 /-] |

| Value | Label | Cases | Percentage |
|-------|-------------|-------|------------|
| 1 | 無收入 | 200 | 10.0% |
| 2 | 1萬元以下 | 229 | 11.5% |
| 3 | 1萬元以上至2萬元 | 330 | 16.5% |
| 4 | 2萬元以上至3萬元 | 426 | 21.3% |
| 5 | 3萬元以上至4萬元 | 379 | 19.0% |
| 6 | 4萬元以上至5萬元 | 186 | 9.3% |
| 7 | 5萬元以上至6萬元 | 111 | 5.6% |
| 8 | 6萬元以上至7萬元 | 49 | 2.4% |
| 9 | 7萬元以上至8萬元 | 31 | 1.6% |
| 10 | 8萬元以上至9萬元 | 12 | 0.6% |
| 11 | 9萬元以上至10萬元 | 10 | 0.5% |
| 12 | 10萬元以上至11萬元 | 11 | 0.5% |
| 13 | 11萬元以上至12萬元 | 1 | 0.0% |
| 14 | 12萬元以上至13萬元 | 1 | 0.0% |
| 15 | 13萬元以上至14萬元 | 1 | 0.0% |
| 16 | 14萬元以上至15萬元 | 4 | 0.2% |

p3: P3.請問您個人平均每個月所有的(稅前)收入差不多有多少?(包括薪資、年終獎金、年節分紅、加班費、執行業務收入、自營收入、投資利息、房租、退休金、或父母/小孩給予的生活費等收入)

| Value | Label | Cases | Percentage |
|-------|-------------|-------|------------|
| 17 | 15萬元以上至16萬元 | 3 | 0.2% |
| 18 | 16萬元以上至17萬元 | 0 | |
| 19 | 17萬元以上至18萬元 | 0 | |
| 20 | 18萬元以上至19萬元 | 0 | |
| 21 | 19萬元以上至20萬元 | 2 | 0.1% |
| 22 | 20萬元以上至30萬元 | 3 | 0.2% |
| 23 | 30萬以上 | 11 | 0.5% |

Warning: these figures indicate the number of cases found in the data file. They cannot be interpreted as summary statistics of the population of interest.

q1a.1: Q1a.1.請問您的上網設備有下列哪些?-個人桌上型電腦

| | |
|--------------------|--|
| Information | [Type= discrete] [Format=numeric] [Range= 1-3] [Missing=*] |
| Statistics [NW/ W] | [Valid=941 /-] [Invalid=1059 /-] |

| Value | Label | Cases | Percentage |
|---------|------------|-------|------------|
| 1 | 個人桌上型電腦 | 941 | 100.0% |
| 2 | 筆記型電腦 | 0 | |
| 3 | 都沒有(跳答RA1) | 0 | |
| Sysmiss | | 1059 | |

Warning: these figures indicate the number of cases found in the data file. They cannot be interpreted as summary statistics of the population of interest.

q1a.2: Q1a.2.請問您的上網設備有下列哪些?-筆記型電腦

| | |
|--------------------|--|
| Information | [Type= discrete] [Format=numeric] [Range= 1-3] [Missing=*] |
| Statistics [NW/ W] | [Valid=550 /-] [Invalid=1450 /-] |

| Value | Label | Cases | Percentage |
|---------|------------|-------|------------|
| 1 | 個人桌上型電腦 | 0 | |
| 2 | 筆記型電腦 | 550 | 100.0% |
| 3 | 都沒有(跳答RA1) | 0 | |
| Sysmiss | | 1450 | |

Warning: these figures indicate the number of cases found in the data file. They cannot be interpreted as summary statistics of the population of interest.

q1a.3: Q1a.3.請問您的上網設備有下列哪些?-都沒有

| | |
|--------------------|--|
| Information | [Type= discrete] [Format=numeric] [Range= 1-3] [Missing=*] |
| Statistics [NW/ W] | [Valid=137 /-] [Invalid=1863 /-] |

| Value | Label | Cases | Percentage |
|---------|------------|-------|------------|
| 1 | 個人桌上型電腦 | 0 | |
| 2 | 筆記型電腦 | 0 | |
| 3 | 都沒有(跳答RA1) | 137 | 100.0% |
| Sysmiss | | 1863 | |

Warning: these figures indicate the number of cases found in the data file. They cannot be interpreted as summary statistics of the population of interest.

q1b: Q1b.請問本次訪問地點是位在哪處(訪員請自行點選)?

| | |
|--------------------|--|
| Information | [Type= discrete] [Format=numeric] [Range= 1-2] [Missing=*] |
| Statistics [NW/ W] | [Valid=1195 /-] [Invalid=805 /-] |

| Value | Label | Cases | Percentage |
|-------|--------------------------------|-------|------------|
| 1 | 家中(續答Q2a) | 508 | 42.5% |
| 2 | 非家中場所(如：工作地點、學校、連鎖店餐廳等)(跳答Q3a) | 687 | 57.5% |

| | | | |
|---|--|--------------|-------------------|
| # q1b: Q1b.請問本次訪問地點是位在哪處(訪員請自行點選)? | | | |
| Value | Label | Cases | Percentage |
| Sysmiss | | 805 | |
| Warning: these figures indicate the number of cases found in the data file. They cannot be interpreted as summary statistics of the population of interest. | | | |
| # q2a: Q2a.請問您的上網設備是哪一種作業系統? | | | |
| Information | [Type= discrete] [Format=numeric] [Range= 1-3] [Missing=*] | | |
| Statistics [NW/ W] | [Valid=507 /-] [Invalid=1493 /-] | | |
| Value | Label | Cases | Percentage |
| 1 | 僅Windows(微軟作業系統) | 439 | 86.6% |
| 2 | 僅Mac OS(蘋果作業系統)(跳答RA1) | 32 | 6.3% |
| 3 | 都有 | 36 | 7.1% |
| Sysmiss | | 1493 | |
| Warning: these figures indicate the number of cases found in the data file. They cannot be interpreted as summary statistics of the population of interest. | | | |
| # q2b: Q2b.請問您的上網設備, 是否有與他人共用? | | | |
| Information | [Type= discrete] [Format=numeric] [Range= 1-2] [Missing=*] | | |
| Statistics [NW/ W] | [Valid=475 /-] [Invalid=1525 /-] | | |
| Value | Label | Cases | Percentage |
| 1 | 僅我自己一人使用。(A流程) | 211 | 44.4% |
| 2 | 有與他人共用。(B流程)(跳答Q2c(2)) | 264 | 55.6% |
| Sysmiss | | 1525 | |
| Warning: these figures indicate the number of cases found in the data file. They cannot be interpreted as summary statistics of the population of interest. | | | |
| # q2c.1: Q2c(1).請選擇「A流程」安裝, 安裝結果: | | | |
| Information | [Type= discrete] [Format=numeric] [Range= 1-2] [Missing=*] | | |
| Statistics [NW/ W] | [Valid=217 /-] [Invalid=1783 /-] | | |
| Value | Label | Cases | Percentage |
| 1 | 已完成(跳答RA1) | 9 | 4.1% |
| 2 | 未完成(跳答Q4) | 208 | 95.9% |
| Sysmiss | | 1783 | |
| Warning: these figures indicate the number of cases found in the data file. They cannot be interpreted as summary statistics of the population of interest. | | | |
| # q2c.2: Q2c(2).請選擇「B流程」安裝, 安裝結果: | | | |
| Information | [Type= discrete] [Format=numeric] [Range= 1-2] [Missing=*] | | |
| Statistics [NW/ W] | [Valid=262 /-] [Invalid=1738 /-] | | |
| Value | Label | Cases | Percentage |
| 1 | 已完成(續答Q2d) | 4 | 1.5% |
| 2 | 未完成(跳答Q4) | 258 | 98.5% |
| Sysmiss | | 1738 | |
| Warning: these figures indicate the number of cases found in the data file. They cannot be interpreted as summary statistics of the population of interest. | | | |
| # q2d_category.1: Q2d.請問您平日使用此台電腦上網的時段為何?(複選題)大類.1. 上午 | | | |
| Information | [Type= discrete] [Format=numeric] [Range= 1-4] [Missing=*] | | |
| Statistics [NW/ W] | [Valid=0 /-] [Invalid=2000 /-] | | |
| Value | Label | Cases | Percentage |
| 1 | 上午 | 0 | |
| 2 | 下午 | 0 | |

| # q2d_category.1: Q2d. 請問您平日使用此台電腦上網的時段為何?(複選題)大類.1.上午 | | | |
|--|---|-------|------------|
| Value | Label | Cases | Percentage |
| 3 | 晚上 | 0 | |
| 4 | 凌晨 | 0 | |
| Sysmiss | | 2000 | |
| <i>Warning: these figures indicate the number of cases found in the data file. They cannot be interpreted as summary statistics of the population of interest.</i> | | | |
| # q2d_category.2: Q2d. 請問您平日使用此台電腦上網的時段為何?(複選題)大類.2.下午 | | | |
| Information | [Type= discrete] [Format=numeric] [Range= 1-4] [Missing=*] | | |
| Statistics [NW/ W] | [Valid=2 /-] [Invalid=1998 /-] | | |
| Value | Label | Cases | Percentage |
| 1 | 上午 | 0 | |
| 2 | 下午 | 2 | 100.0% |
| 3 | 晚上 | 0 | |
| 4 | 凌晨 | 0 | |
| Sysmiss | | 1998 | |
| <i>Warning: these figures indicate the number of cases found in the data file. They cannot be interpreted as summary statistics of the population of interest.</i> | | | |
| # q2d_category.3: Q2d. 請問您平日使用此台電腦上網的時段為何?(複選題)大類.3.晚上 | | | |
| Information | [Type= discrete] [Format=numeric] [Range= 1-4] [Missing=*] | | |
| Statistics [NW/ W] | [Valid=3 /-] [Invalid=1997 /-] | | |
| Value | Label | Cases | Percentage |
| 1 | 上午 | 0 | |
| 2 | 下午 | 0 | |
| 3 | 晚上 | 3 | 100.0% |
| 4 | 凌晨 | 0 | |
| Sysmiss | | 1997 | |
| <i>Warning: these figures indicate the number of cases found in the data file. They cannot be interpreted as summary statistics of the population of interest.</i> | | | |
| # q2d_category.4: Q2d. 請問您平日使用此台電腦上網的時段為何?(複選題)大類.4.凌晨 | | | |
| Information | [Type= discrete] [Format=numeric] [Range= 1-4] [Missing=*] | | |
| Statistics [NW/ W] | [Valid=0 /-] [Invalid=2000 /-] | | |
| Value | Label | Cases | Percentage |
| 1 | 上午 | 0 | |
| 2 | 下午 | 0 | |
| 3 | 晚上 | 0 | |
| 4 | 凌晨 | 0 | |
| Sysmiss | | 2000 | |
| <i>Warning: these figures indicate the number of cases found in the data file. They cannot be interpreted as summary statistics of the population of interest.</i> | | | |
| # q2d: Q2d.1. 請問您平日使用此台電腦上網的時段為何?(複選題)-6:00~6:59 | | | |
| Information | [Type= discrete] [Format=numeric] [Range= 1-24] [Missing=*] | | |
| Statistics [NW/ W] | [Valid=0 /-] [Invalid=2000 /-] | | |
| Value | Label | Cases | Percentage |
| 1 | 6:00~6:59 | 0 | |
| 2 | 7:00~7:59 | 0 | |
| 3 | 8:00~8:59 | 0 | |
| 4 | 9:00~9:59 | 0 | |

q2d: Q2d.1.請問您平日使用此台電腦上網的時段為何?(複選題)-6:00~6:59

| Value | Label | Cases | Percentage |
|---------|-------------|-------|------------|
| 5 | 10:00~10:59 | 0 | |
| 6 | 11:00~11:59 | 0 | |
| 7 | 12:00~12:59 | 0 | |
| 8 | 13:00~13:59 | 0 | |
| 9 | 14:00~14:59 | 0 | |
| 10 | 15:00~15:59 | 0 | |
| 11 | 16:00~16:59 | 0 | |
| 12 | 17:00~17:59 | 0 | |
| 13 | 18:00~18:59 | 0 | |
| 14 | 19:00~19:59 | 0 | |
| 15 | 20:00~20:59 | 0 | |
| 16 | 21:00~21:59 | 0 | |
| 17 | 22:00~22:59 | 0 | |
| 18 | 23:00~23:59 | 0 | |
| 19 | 0:00~0:59 | 0 | |
| 20 | 1:00~1:59 | 0 | |
| 21 | 2:00~2:59 | 0 | |
| 22 | 3:00~3:59 | 0 | |
| 23 | 4:00~4:59 | 0 | |
| 24 | 5:00~5:59 | 0 | |
| Sysmiss | | 2000 | |

Warning: these figures indicate the number of cases found in the data file. They cannot be interpreted as summary statistics of the population of interest.

q2d.2: Q2d.2.請問您平日使用此台電腦上網的時段為何?(複選題)-7:00~7:59

| | |
|---------------------------|---|
| Information | [Type= discrete] [Format=numeric] [Range= 1-24] [Missing=*] |
| Statistics [NW/ W] | [Valid=0 /-] [Invalid=2000 /-] |

| Value | Label | Cases | Percentage |
|-------|-------------|-------|------------|
| 1 | 6:00~6:59 | 0 | |
| 2 | 7:00~7:59 | 0 | |
| 3 | 8:00~8:59 | 0 | |
| 4 | 9:00~9:59 | 0 | |
| 5 | 10:00~10:59 | 0 | |
| 6 | 11:00~11:59 | 0 | |
| 7 | 12:00~12:59 | 0 | |
| 8 | 13:00~13:59 | 0 | |
| 9 | 14:00~14:59 | 0 | |
| 10 | 15:00~15:59 | 0 | |
| 11 | 16:00~16:59 | 0 | |
| 12 | 17:00~17:59 | 0 | |
| 13 | 18:00~18:59 | 0 | |
| 14 | 19:00~19:59 | 0 | |
| 15 | 20:00~20:59 | 0 | |
| 16 | 21:00~21:59 | 0 | |
| 17 | 22:00~22:59 | 0 | |
| 18 | 23:00~23:59 | 0 | |

| # q2d.2: Q2d.2.請問您平日使用此台電腦上網的時段為何?(複選題)-7:00~7:59 | | | |
|---|---|-------|------------|
| Value | Label | Cases | Percentage |
| 19 | 0:00~0:59 | 0 | |
| 20 | 1:00~1:59 | 0 | |
| 21 | 2:00~2:59 | 0 | |
| 22 | 3:00~3:59 | 0 | |
| 23 | 4:00~4:59 | 0 | |
| 24 | 5:00~5:59 | 0 | |
| Sysmiss | | 2000 | |
| Warning: these figures indicate the number of cases found in the data file. They cannot be interpreted as summary statistics of the population of interest. | | | |
| # q2d.3: Q2d.3.請問您平日使用此台電腦上網的時段為何?(複選題)-8:00~8:59 | | | |
| Information | [Type= discrete] [Format=numeric] [Range= 1-24] [Missing=*] | | |
| Statistics [NW/ W] | [Valid=0 /-] [Invalid=2000 /-] | | |
| Value | Label | Cases | Percentage |
| 1 | 6:00~6:59 | 0 | |
| 2 | 7:00~7:59 | 0 | |
| 3 | 8:00~8:59 | 0 | |
| 4 | 9:00~9:59 | 0 | |
| 5 | 10:00~10:59 | 0 | |
| 6 | 11:00~11:59 | 0 | |
| 7 | 12:00~12:59 | 0 | |
| 8 | 13:00~13:59 | 0 | |
| 9 | 14:00~14:59 | 0 | |
| 10 | 15:00~15:59 | 0 | |
| 11 | 16:00~16:59 | 0 | |
| 12 | 17:00~17:59 | 0 | |
| 13 | 18:00~18:59 | 0 | |
| 14 | 19:00~19:59 | 0 | |
| 15 | 20:00~20:59 | 0 | |
| 16 | 21:00~21:59 | 0 | |
| 17 | 22:00~22:59 | 0 | |
| 18 | 23:00~23:59 | 0 | |
| 19 | 0:00~0:59 | 0 | |
| 20 | 1:00~1:59 | 0 | |
| 21 | 2:00~2:59 | 0 | |
| 22 | 3:00~3:59 | 0 | |
| 23 | 4:00~4:59 | 0 | |
| 24 | 5:00~5:59 | 0 | |
| Sysmiss | | 2000 | |
| Warning: these figures indicate the number of cases found in the data file. They cannot be interpreted as summary statistics of the population of interest. | | | |
| # q2d.4: Q2d.4.請問您平日使用此台電腦上網的時段為何?(複選題)-9:00~9:59 | | | |
| Information | [Type= discrete] [Format=numeric] [Range= 1-24] [Missing=*] | | |
| Statistics [NW/ W] | [Valid=0 /-] [Invalid=2000 /-] | | |
| Value | Label | Cases | Percentage |
| 1 | 6:00~6:59 | 0 | |
| 2 | 7:00~7:59 | 0 | |

q2d.4: Q2d.4.請問您平日使用此台電腦上網的時段為何?(複選題)-9:00~9:59

| Value | Label | Cases | Percentage |
|---------|-------------|-------|------------|
| 3 | 8:00~8:59 | 0 | |
| 4 | 9:00~9:59 | 0 | |
| 5 | 10:00~10:59 | 0 | |
| 6 | 11:00~11:59 | 0 | |
| 7 | 12:00~12:59 | 0 | |
| 8 | 13:00~13:59 | 0 | |
| 9 | 14:00~14:59 | 0 | |
| 10 | 15:00~15:59 | 0 | |
| 11 | 16:00~16:59 | 0 | |
| 12 | 17:00~17:59 | 0 | |
| 13 | 18:00~18:59 | 0 | |
| 14 | 19:00~19:59 | 0 | |
| 15 | 20:00~20:59 | 0 | |
| 16 | 21:00~21:59 | 0 | |
| 17 | 22:00~22:59 | 0 | |
| 18 | 23:00~23:59 | 0 | |
| 19 | 0:00~0:59 | 0 | |
| 20 | 1:00~1:59 | 0 | |
| 21 | 2:00~2:59 | 0 | |
| 22 | 3:00~3:59 | 0 | |
| 23 | 4:00~4:59 | 0 | |
| 24 | 5:00~5:59 | 0 | |
| Sysmiss | | 2000 | |

Warning: these figures indicate the number of cases found in the data file. They cannot be interpreted as summary statistics of the population of interest.

q2d.5: Q2d.5.請問您平日使用此台電腦上網的時段為何?(複選題)-10:00~10:59

| Information | | [Type= discrete] [Format=numeric] [Range= 1-24] [Missing=*] | |
|--------------------|-------------|---|------------|
| Statistics [NW/ W] | | [Valid=0 /-] [Invalid=2000 /-] | |
| Value | Label | Cases | Percentage |
| 1 | 6:00~6:59 | 0 | |
| 2 | 7:00~7:59 | 0 | |
| 3 | 8:00~8:59 | 0 | |
| 4 | 9:00~9:59 | 0 | |
| 5 | 10:00~10:59 | 0 | |
| 6 | 11:00~11:59 | 0 | |
| 7 | 12:00~12:59 | 0 | |
| 8 | 13:00~13:59 | 0 | |
| 9 | 14:00~14:59 | 0 | |
| 10 | 15:00~15:59 | 0 | |
| 11 | 16:00~16:59 | 0 | |
| 12 | 17:00~17:59 | 0 | |
| 13 | 18:00~18:59 | 0 | |
| 14 | 19:00~19:59 | 0 | |
| 15 | 20:00~20:59 | 0 | |
| 16 | 21:00~21:59 | 0 | |

q2d.5: Q2d.5.請問您平日使用此台電腦上網的時段為何?(複選題)-10:00~10:59

| Value | Label | Cases | Percentage |
|---------|-------------|-------|------------|
| 17 | 22:00~22:59 | 0 | |
| 18 | 23:00~23:59 | 0 | |
| 19 | 0:00~0:59 | 0 | |
| 20 | 1:00~1:59 | 0 | |
| 21 | 2:00~2:59 | 0 | |
| 22 | 3:00~3:59 | 0 | |
| 23 | 4:00~4:59 | 0 | |
| 24 | 5:00~5:59 | 0 | |
| Sysmiss | | 2000 | |

Warning: these figures indicate the number of cases found in the data file. They cannot be interpreted as summary statistics of the population of interest.

q2d.6: Q2d.6.請問您平日使用此台電腦上網的時段為何?(複選題)-11:00~11:59

| | |
|--------------------|---|
| Information | [Type= discrete] [Format=numeric] [Range= 1-24] [Missing=*] |
| Statistics [NW/ W] | [Valid=0 /-] [Invalid=2000 /-] |

| Value | Label | Cases | Percentage |
|---------|-------------|-------|------------|
| 1 | 6:00~6:59 | 0 | |
| 2 | 7:00~7:59 | 0 | |
| 3 | 8:00~8:59 | 0 | |
| 4 | 9:00~9:59 | 0 | |
| 5 | 10:00~10:59 | 0 | |
| 6 | 11:00~11:59 | 0 | |
| 7 | 12:00~12:59 | 0 | |
| 8 | 13:00~13:59 | 0 | |
| 9 | 14:00~14:59 | 0 | |
| 10 | 15:00~15:59 | 0 | |
| 11 | 16:00~16:59 | 0 | |
| 12 | 17:00~17:59 | 0 | |
| 13 | 18:00~18:59 | 0 | |
| 14 | 19:00~19:59 | 0 | |
| 15 | 20:00~20:59 | 0 | |
| 16 | 21:00~21:59 | 0 | |
| 17 | 22:00~22:59 | 0 | |
| 18 | 23:00~23:59 | 0 | |
| 19 | 0:00~0:59 | 0 | |
| 20 | 1:00~1:59 | 0 | |
| 21 | 2:00~2:59 | 0 | |
| 22 | 3:00~3:59 | 0 | |
| 23 | 4:00~4:59 | 0 | |
| 24 | 5:00~5:59 | 0 | |
| Sysmiss | | 2000 | |

Warning: these figures indicate the number of cases found in the data file. They cannot be interpreted as summary statistics of the population of interest.

q2d.7: Q2d.7.請問您平日使用此台電腦上網的時段為何?(複選題)-12:00~12:59

| | |
|--------------------|---|
| Information | [Type= discrete] [Format=numeric] [Range= 1-24] [Missing=*] |
| Statistics [NW/ W] | [Valid=1 /-] [Invalid=1999 /-] |

q2d.7: Q2d.7.請問您平日使用此台電腦上網的時段為何?(複選題)-12:00~12:59

| Value | Label | Cases | Percentage |
|---------|-------------|-------|------------|
| 1 | 6:00~6:59 | 0 | |
| 2 | 7:00~7:59 | 0 | |
| 3 | 8:00~8:59 | 0 | |
| 4 | 9:00~9:59 | 0 | |
| 5 | 10:00~10:59 | 0 | |
| 6 | 11:00~11:59 | 0 | |
| 7 | 12:00~12:59 | 1 | 100.0% |
| 8 | 13:00~13:59 | 0 | |
| 9 | 14:00~14:59 | 0 | |
| 10 | 15:00~15:59 | 0 | |
| 11 | 16:00~16:59 | 0 | |
| 12 | 17:00~17:59 | 0 | |
| 13 | 18:00~18:59 | 0 | |
| 14 | 19:00~19:59 | 0 | |
| 15 | 20:00~20:59 | 0 | |
| 16 | 21:00~21:59 | 0 | |
| 17 | 22:00~22:59 | 0 | |
| 18 | 23:00~23:59 | 0 | |
| 19 | 0:00~0:59 | 0 | |
| 20 | 1:00~1:59 | 0 | |
| 21 | 2:00~2:59 | 0 | |
| 22 | 3:00~3:59 | 0 | |
| 23 | 4:00~4:59 | 0 | |
| 24 | 5:00~5:59 | 0 | |
| Sysmiss | | 1999 | |

Warning: these figures indicate the number of cases found in the data file. They cannot be interpreted as summary statistics of the population of interest.

q2d.8: Q2d.8.請問您平日使用此台電腦上網的時段為何?(複選題)-13:00~13:59

| | |
|--------------------|---|
| Information | [Type= discrete] [Format=numeric] [Range= 1-24] [Missing=*] |
| Statistics [NW/ W] | [Valid=0 /-] [Invalid=2000 /-] |

| Value | Label | Cases | Percentage |
|-------|-------------|-------|------------|
| 1 | 6:00~6:59 | 0 | |
| 2 | 7:00~7:59 | 0 | |
| 3 | 8:00~8:59 | 0 | |
| 4 | 9:00~9:59 | 0 | |
| 5 | 10:00~10:59 | 0 | |
| 6 | 11:00~11:59 | 0 | |
| 7 | 12:00~12:59 | 0 | |
| 8 | 13:00~13:59 | 0 | |
| 9 | 14:00~14:59 | 0 | |
| 10 | 15:00~15:59 | 0 | |
| 11 | 16:00~16:59 | 0 | |
| 12 | 17:00~17:59 | 0 | |
| 13 | 18:00~18:59 | 0 | |
| 14 | 19:00~19:59 | 0 | |

q2d.8: Q2d.8.請問您平日使用此台電腦上網的時段為何?(複選題)-13:00~13:59

| Value | Label | Cases | Percentage |
|---------|-------------|-------|------------|
| 15 | 20:00~20:59 | 0 | |
| 16 | 21:00~21:59 | 0 | |
| 17 | 22:00~22:59 | 0 | |
| 18 | 23:00~23:59 | 0 | |
| 19 | 0:00~0:59 | 0 | |
| 20 | 1:00~1:59 | 0 | |
| 21 | 2:00~2:59 | 0 | |
| 22 | 3:00~3:59 | 0 | |
| 23 | 4:00~4:59 | 0 | |
| 24 | 5:00~5:59 | 0 | |
| Sysmiss | | 2000 | |

Warning: these figures indicate the number of cases found in the data file. They cannot be interpreted as summary statistics of the population of interest.

q2d.9: Q2d.9.請問您平日使用此台電腦上網的時段為何?(複選題)-14:00~14:59

| | |
|--------------------|---|
| Information | [Type= discrete] [Format=numeric] [Range= 1-24] [Missing=*] |
| Statistics [NW/ W] | [Valid=0 /-] [Invalid=2000 /-] |

| Value | Label | Cases | Percentage |
|---------|-------------|-------|------------|
| 1 | 6:00~6:59 | 0 | |
| 2 | 7:00~7:59 | 0 | |
| 3 | 8:00~8:59 | 0 | |
| 4 | 9:00~9:59 | 0 | |
| 5 | 10:00~10:59 | 0 | |
| 6 | 11:00~11:59 | 0 | |
| 7 | 12:00~12:59 | 0 | |
| 8 | 13:00~13:59 | 0 | |
| 9 | 14:00~14:59 | 0 | |
| 10 | 15:00~15:59 | 0 | |
| 11 | 16:00~16:59 | 0 | |
| 12 | 17:00~17:59 | 0 | |
| 13 | 18:00~18:59 | 0 | |
| 14 | 19:00~19:59 | 0 | |
| 15 | 20:00~20:59 | 0 | |
| 16 | 21:00~21:59 | 0 | |
| 17 | 22:00~22:59 | 0 | |
| 18 | 23:00~23:59 | 0 | |
| 19 | 0:00~0:59 | 0 | |
| 20 | 1:00~1:59 | 0 | |
| 21 | 2:00~2:59 | 0 | |
| 22 | 3:00~3:59 | 0 | |
| 23 | 4:00~4:59 | 0 | |
| 24 | 5:00~5:59 | 0 | |
| Sysmiss | | 2000 | |

Warning: these figures indicate the number of cases found in the data file. They cannot be interpreted as summary statistics of the population of interest.

q2d.10: Q2d.10.請問您平日使用此台電腦上網的時段為何?(複選題)-15:00~15:59

| | |
|-------------|---|
| Information | [Type= discrete] [Format=numeric] [Range= 1-24] [Missing=*] |
|-------------|---|

q2d.10: Q2d.10.請問您平日使用此台電腦上網的時段為何?(複選題)-15:00~15:59

Statistics [NW/ W] [Valid=0 /-] [Invalid=2000 /-]

| Value | Label | Cases | Percentage |
|---------|-------------|-------|------------|
| 1 | 6:00~6:59 | 0 | |
| 2 | 7:00~7:59 | 0 | |
| 3 | 8:00~8:59 | 0 | |
| 4 | 9:00~9:59 | 0 | |
| 5 | 10:00~10:59 | 0 | |
| 6 | 11:00~11:59 | 0 | |
| 7 | 12:00~12:59 | 0 | |
| 8 | 13:00~13:59 | 0 | |
| 9 | 14:00~14:59 | 0 | |
| 10 | 15:00~15:59 | 0 | |
| 11 | 16:00~16:59 | 0 | |
| 12 | 17:00~17:59 | 0 | |
| 13 | 18:00~18:59 | 0 | |
| 14 | 19:00~19:59 | 0 | |
| 15 | 20:00~20:59 | 0 | |
| 16 | 21:00~21:59 | 0 | |
| 17 | 22:00~22:59 | 0 | |
| 18 | 23:00~23:59 | 0 | |
| 19 | 0:00~0:59 | 0 | |
| 20 | 1:00~1:59 | 0 | |
| 21 | 2:00~2:59 | 0 | |
| 22 | 3:00~3:59 | 0 | |
| 23 | 4:00~4:59 | 0 | |
| 24 | 5:00~5:59 | 0 | |
| Sysmiss | | 2000 | |

Warning: these figures indicate the number of cases found in the data file. They cannot be interpreted as summary statistics of the population of interest.

q2d.11: Q2d.11.請問您平日使用此台電腦上網的時段為何?(複選題)-16:00~16:59

Information [Type= discrete] [Format=numeric] [Range= 1-24] [Missing=*]

Statistics [NW/ W] [Valid=0 /-] [Invalid=2000 /-]

| Value | Label | Cases | Percentage |
|-------|-------------|-------|------------|
| 1 | 6:00~6:59 | 0 | |
| 2 | 7:00~7:59 | 0 | |
| 3 | 8:00~8:59 | 0 | |
| 4 | 9:00~9:59 | 0 | |
| 5 | 10:00~10:59 | 0 | |
| 6 | 11:00~11:59 | 0 | |
| 7 | 12:00~12:59 | 0 | |
| 8 | 13:00~13:59 | 0 | |
| 9 | 14:00~14:59 | 0 | |
| 10 | 15:00~15:59 | 0 | |
| 11 | 16:00~16:59 | 0 | |
| 12 | 17:00~17:59 | 0 | |
| 13 | 18:00~18:59 | 0 | |

q2d.11: Q2d.11.請問您平日使用此台電腦上網的時段為何?(複選題)-16:00~16:59

| Value | Label | Cases | Percentage |
|---------|-------------|-------|------------|
| 14 | 19:00~19:59 | 0 | |
| 15 | 20:00~20:59 | 0 | |
| 16 | 21:00~21:59 | 0 | |
| 17 | 22:00~22:59 | 0 | |
| 18 | 23:00~23:59 | 0 | |
| 19 | 0:00~0:59 | 0 | |
| 20 | 1:00~1:59 | 0 | |
| 21 | 2:00~2:59 | 0 | |
| 22 | 3:00~3:59 | 0 | |
| 23 | 4:00~4:59 | 0 | |
| 24 | 5:00~5:59 | 0 | |
| Sysmiss | | 2000 | |

Warning: these figures indicate the number of cases found in the data file. They cannot be interpreted as summary statistics of the population of interest.

q2d.12: Q2d.12.請問您平日使用此台電腦上網的時段為何?(複選題)-17:00~17:59

| | |
|---------------------------|---|
| Information | [Type= discrete] [Format=numeric] [Range= 1-24] [Missing=*] |
| Statistics [NW/ W] | [Valid=0 /-] [Invalid=2000 /-] |

| Value | Label | Cases | Percentage |
|---------|-------------|-------|------------|
| 1 | 6:00~6:59 | 0 | |
| 2 | 7:00~7:59 | 0 | |
| 3 | 8:00~8:59 | 0 | |
| 4 | 9:00~9:59 | 0 | |
| 5 | 10:00~10:59 | 0 | |
| 6 | 11:00~11:59 | 0 | |
| 7 | 12:00~12:59 | 0 | |
| 8 | 13:00~13:59 | 0 | |
| 9 | 14:00~14:59 | 0 | |
| 10 | 15:00~15:59 | 0 | |
| 11 | 16:00~16:59 | 0 | |
| 12 | 17:00~17:59 | 0 | |
| 13 | 18:00~18:59 | 0 | |
| 14 | 19:00~19:59 | 0 | |
| 15 | 20:00~20:59 | 0 | |
| 16 | 21:00~21:59 | 0 | |
| 17 | 22:00~22:59 | 0 | |
| 18 | 23:00~23:59 | 0 | |
| 19 | 0:00~0:59 | 0 | |
| 20 | 1:00~1:59 | 0 | |
| 21 | 2:00~2:59 | 0 | |
| 22 | 3:00~3:59 | 0 | |
| 23 | 4:00~4:59 | 0 | |
| 24 | 5:00~5:59 | 0 | |
| Sysmiss | | 2000 | |

Warning: these figures indicate the number of cases found in the data file. They cannot be interpreted as summary statistics of the population of interest.

| # q2d.13: Q2d.13.請問您平日使用此台電腦上網的時段為何?(複選題)-18:00~18:59 | | | |
|---|-------------|---|------------|
| Information | | [Type= discrete] [Format=numeric] [Range= 1-24] [Missing=*] | |
| Statistics [NW/ W] | | [Valid=0 /-] [Invalid=2000 /-] | |
| Value | Label | Cases | Percentage |
| 1 | 6:00~6:59 | 0 | |
| 2 | 7:00~7:59 | 0 | |
| 3 | 8:00~8:59 | 0 | |
| 4 | 9:00~9:59 | 0 | |
| 5 | 10:00~10:59 | 0 | |
| 6 | 11:00~11:59 | 0 | |
| 7 | 12:00~12:59 | 0 | |
| 8 | 13:00~13:59 | 0 | |
| 9 | 14:00~14:59 | 0 | |
| 10 | 15:00~15:59 | 0 | |
| 11 | 16:00~16:59 | 0 | |
| 12 | 17:00~17:59 | 0 | |
| 13 | 18:00~18:59 | 0 | |
| 14 | 19:00~19:59 | 0 | |
| 15 | 20:00~20:59 | 0 | |
| 16 | 21:00~21:59 | 0 | |
| 17 | 22:00~22:59 | 0 | |
| 18 | 23:00~23:59 | 0 | |
| 19 | 0:00~0:59 | 0 | |
| 20 | 1:00~1:59 | 0 | |
| 21 | 2:00~2:59 | 0 | |
| 22 | 3:00~3:59 | 0 | |
| 23 | 4:00~4:59 | 0 | |
| 24 | 5:00~5:59 | 0 | |
| Sysmiss | | 2000 | |
| Warning: these figures indicate the number of cases found in the data file. They cannot be interpreted as summary statistics of the population of interest. | | | |
| # q2d.14: Q2d.14.請問您平日使用此台電腦上網的時段為何?(複選題)-19:00~19:59 | | | |
| Information | | [Type= discrete] [Format=numeric] [Range= 1-24] [Missing=*] | |
| Statistics [NW/ W] | | [Valid=0 /-] [Invalid=2000 /-] | |
| Value | Label | Cases | Percentage |
| 1 | 6:00~6:59 | 0 | |
| 2 | 7:00~7:59 | 0 | |
| 3 | 8:00~8:59 | 0 | |
| 4 | 9:00~9:59 | 0 | |
| 5 | 10:00~10:59 | 0 | |
| 6 | 11:00~11:59 | 0 | |
| 7 | 12:00~12:59 | 0 | |
| 8 | 13:00~13:59 | 0 | |
| 9 | 14:00~14:59 | 0 | |
| 10 | 15:00~15:59 | 0 | |
| 11 | 16:00~16:59 | 0 | |
| 12 | 17:00~17:59 | 0 | |

q2d.14: Q2d.14.請問您平日使用此台電腦上網的時段為何?(複選題)-19:00~19:59

| Value | Label | Cases | Percentage |
|---------|-------------|-------|------------|
| 13 | 18:00~18:59 | 0 | |
| 14 | 19:00~19:59 | 0 | |
| 15 | 20:00~20:59 | 0 | |
| 16 | 21:00~21:59 | 0 | |
| 17 | 22:00~22:59 | 0 | |
| 18 | 23:00~23:59 | 0 | |
| 19 | 0:00~0:59 | 0 | |
| 20 | 1:00~1:59 | 0 | |
| 21 | 2:00~2:59 | 0 | |
| 22 | 3:00~3:59 | 0 | |
| 23 | 4:00~4:59 | 0 | |
| 24 | 5:00~5:59 | 0 | |
| Sysmiss | | 2000 | |

Warning: these figures indicate the number of cases found in the data file. They cannot be interpreted as summary statistics of the population of interest.

q2d.15: Q2d.15.請問您平日使用此台電腦上網的時段為何?(複選題)-20:00~20:59

| | |
|--------------------|---|
| Information | [Type= discrete] [Format=numeric] [Range= 1-24] [Missing=*] |
| Statistics [NW/ W] | [Valid=1 /-] [Invalid=1999 /-] |

| Value | Label | Cases | Percentage |
|---------|-------------|-------|------------|
| 1 | 6:00~6:59 | 0 | |
| 2 | 7:00~7:59 | 0 | |
| 3 | 8:00~8:59 | 0 | |
| 4 | 9:00~9:59 | 0 | |
| 5 | 10:00~10:59 | 0 | |
| 6 | 11:00~11:59 | 0 | |
| 7 | 12:00~12:59 | 0 | |
| 8 | 13:00~13:59 | 0 | |
| 9 | 14:00~14:59 | 0 | |
| 10 | 15:00~15:59 | 0 | |
| 11 | 16:00~16:59 | 0 | |
| 12 | 17:00~17:59 | 0 | |
| 13 | 18:00~18:59 | 0 | |
| 14 | 19:00~19:59 | 0 | |
| 15 | 20:00~20:59 | 1 | 100.0% |
| 16 | 21:00~21:59 | 0 | |
| 17 | 22:00~22:59 | 0 | |
| 18 | 23:00~23:59 | 0 | |
| 19 | 0:00~0:59 | 0 | |
| 20 | 1:00~1:59 | 0 | |
| 21 | 2:00~2:59 | 0 | |
| 22 | 3:00~3:59 | 0 | |
| 23 | 4:00~4:59 | 0 | |
| 24 | 5:00~5:59 | 0 | |
| Sysmiss | | 1999 | |

Warning: these figures indicate the number of cases found in the data file. They cannot be interpreted as summary statistics of the population of interest.

| # q2d.16: Q2d.16.請問您平日使用此台電腦上網的時段為何?(複選題)-21:00~21:59 | | | |
|---|-------------|---|------------|
| Information | | [Type= discrete] [Format=numeric] [Range= 1-24] [Missing=*] | |
| Statistics [NW/ W] | | [Valid=3 /-] [Invalid=1997 /-] | |
| Value | Label | Cases | Percentage |
| 1 | 6:00~6:59 | 0 | |
| 2 | 7:00~7:59 | 0 | |
| 3 | 8:00~8:59 | 0 | |
| 4 | 9:00~9:59 | 0 | |
| 5 | 10:00~10:59 | 0 | |
| 6 | 11:00~11:59 | 0 | |
| 7 | 12:00~12:59 | 0 | |
| 8 | 13:00~13:59 | 0 | |
| 9 | 14:00~14:59 | 0 | |
| 10 | 15:00~15:59 | 0 | |
| 11 | 16:00~16:59 | 0 | |
| 12 | 17:00~17:59 | 0 | |
| 13 | 18:00~18:59 | 0 | |
| 14 | 19:00~19:59 | 0 | |
| 15 | 20:00~20:59 | 0 | |
| 16 | 21:00~21:59 | 3 | 100.0% |
| 17 | 22:00~22:59 | 0 | |
| 18 | 23:00~23:59 | 0 | |
| 19 | 0:00~0:59 | 0 | |
| 20 | 1:00~1:59 | 0 | |
| 21 | 2:00~2:59 | 0 | |
| 22 | 3:00~3:59 | 0 | |
| 23 | 4:00~4:59 | 0 | |
| 24 | 5:00~5:59 | 0 | |
| Sysmiss | | 1997 | |
| Warning: these figures indicate the number of cases found in the data file. They cannot be interpreted as summary statistics of the population of interest. | | | |
| # q2d.17: Q2d.17.請問您平日使用此台電腦上網的時段為何?(複選題)-22:00~22:59 | | | |
| Information | | [Type= discrete] [Format=numeric] [Range= 1-24] [Missing=*] | |
| Statistics [NW/ W] | | [Valid=2 /-] [Invalid=1998 /-] | |
| Value | Label | Cases | Percentage |
| 1 | 6:00~6:59 | 0 | |
| 2 | 7:00~7:59 | 0 | |
| 3 | 8:00~8:59 | 0 | |
| 4 | 9:00~9:59 | 0 | |
| 5 | 10:00~10:59 | 0 | |
| 6 | 11:00~11:59 | 0 | |
| 7 | 12:00~12:59 | 0 | |
| 8 | 13:00~13:59 | 0 | |
| 9 | 14:00~14:59 | 0 | |
| 10 | 15:00~15:59 | 0 | |
| 11 | 16:00~16:59 | 0 | |
| 12 | 17:00~17:59 | 0 | |

q2d.17: Q2d.17.請問您平日使用此台電腦上網的時段為何?(複選題)-22:00~22:59

| Value | Label | Cases | Percentage |
|---------|-------------|-------|------------|
| 13 | 18:00~18:59 | 0 | |
| 14 | 19:00~19:59 | 0 | |
| 15 | 20:00~20:59 | 0 | |
| 16 | 21:00~21:59 | 0 | |
| 17 | 22:00~22:59 | 2 | 100.0% |
| 18 | 23:00~23:59 | 0 | |
| 19 | 0:00~0:59 | 0 | |
| 20 | 1:00~1:59 | 0 | |
| 21 | 2:00~2:59 | 0 | |
| 22 | 3:00~3:59 | 0 | |
| 23 | 4:00~4:59 | 0 | |
| 24 | 5:00~5:59 | 0 | |
| Sysmiss | | 1998 | |

Warning: these figures indicate the number of cases found in the data file. They cannot be interpreted as summary statistics of the population of interest.

q2d.18: Q2d.18.請問您平日使用此台電腦上網的時段為何?(複選題)-23:00~23:59

| | |
|--------------------|---|
| Information | [Type= discrete] [Format=numeric] [Range= 1-24] [Missing=*] |
| Statistics [NW/ W] | [Valid=1 /-] [Invalid=1999 /-] |

| Value | Label | Cases | Percentage |
|---------|-------------|-------|------------|
| 1 | 6:00~6:59 | 0 | |
| 2 | 7:00~7:59 | 0 | |
| 3 | 8:00~8:59 | 0 | |
| 4 | 9:00~9:59 | 0 | |
| 5 | 10:00~10:59 | 0 | |
| 6 | 11:00~11:59 | 0 | |
| 7 | 12:00~12:59 | 0 | |
| 8 | 13:00~13:59 | 0 | |
| 9 | 14:00~14:59 | 0 | |
| 10 | 15:00~15:59 | 0 | |
| 11 | 16:00~16:59 | 0 | |
| 12 | 17:00~17:59 | 0 | |
| 13 | 18:00~18:59 | 0 | |
| 14 | 19:00~19:59 | 0 | |
| 15 | 20:00~20:59 | 0 | |
| 16 | 21:00~21:59 | 0 | |
| 17 | 22:00~22:59 | 0 | |
| 18 | 23:00~23:59 | 1 | 100.0% |
| 19 | 0:00~0:59 | 0 | |
| 20 | 1:00~1:59 | 0 | |
| 21 | 2:00~2:59 | 0 | |
| 22 | 3:00~3:59 | 0 | |
| 23 | 4:00~4:59 | 0 | |
| 24 | 5:00~5:59 | 0 | |
| Sysmiss | | 1999 | |

Warning: these figures indicate the number of cases found in the data file. They cannot be interpreted as summary statistics of the population of interest.

| # q2d.19: Q2d.19.請問您平日使用此台電腦上網的時段為何?(複選題)-0:00~0:59 | | | |
|---|-------------|---|------------|
| Information | | [Type= discrete] [Format=numeric] [Range= 1-24] [Missing=*] | |
| Statistics [NW/ W] | | [Valid=0 /-] [Invalid=2000 /-] | |
| Value | Label | Cases | Percentage |
| 1 | 6:00~6:59 | 0 | |
| 2 | 7:00~7:59 | 0 | |
| 3 | 8:00~8:59 | 0 | |
| 4 | 9:00~9:59 | 0 | |
| 5 | 10:00~10:59 | 0 | |
| 6 | 11:00~11:59 | 0 | |
| 7 | 12:00~12:59 | 0 | |
| 8 | 13:00~13:59 | 0 | |
| 9 | 14:00~14:59 | 0 | |
| 10 | 15:00~15:59 | 0 | |
| 11 | 16:00~16:59 | 0 | |
| 12 | 17:00~17:59 | 0 | |
| 13 | 18:00~18:59 | 0 | |
| 14 | 19:00~19:59 | 0 | |
| 15 | 20:00~20:59 | 0 | |
| 16 | 21:00~21:59 | 0 | |
| 17 | 22:00~22:59 | 0 | |
| 18 | 23:00~23:59 | 0 | |
| 19 | 0:00~0:59 | 0 | |
| 20 | 1:00~1:59 | 0 | |
| 21 | 2:00~2:59 | 0 | |
| 22 | 3:00~3:59 | 0 | |
| 23 | 4:00~4:59 | 0 | |
| 24 | 5:00~5:59 | 0 | |
| Sysmiss | | 2000 | |
| Warning: these figures indicate the number of cases found in the data file. They cannot be interpreted as summary statistics of the population of interest. | | | |
| # q2d.20: Q2d.20.請問您平日使用此台電腦上網的時段為何?(複選題)-1:00~1:59 | | | |
| Information | | [Type= discrete] [Format=numeric] [Range= 1-24] [Missing=*] | |
| Statistics [NW/ W] | | [Valid=0 /-] [Invalid=2000 /-] | |
| Value | Label | Cases | Percentage |
| 1 | 6:00~6:59 | 0 | |
| 2 | 7:00~7:59 | 0 | |
| 3 | 8:00~8:59 | 0 | |
| 4 | 9:00~9:59 | 0 | |
| 5 | 10:00~10:59 | 0 | |
| 6 | 11:00~11:59 | 0 | |
| 7 | 12:00~12:59 | 0 | |
| 8 | 13:00~13:59 | 0 | |
| 9 | 14:00~14:59 | 0 | |
| 10 | 15:00~15:59 | 0 | |
| 11 | 16:00~16:59 | 0 | |
| 12 | 17:00~17:59 | 0 | |

q2d.20: Q2d.20.請問您平日使用此台電腦上網的時段為何?(複選題)-1:00~1:59

| Value | Label | Cases | Percentage |
|---------|-------------|-------|------------|
| 13 | 18:00~18:59 | 0 | |
| 14 | 19:00~19:59 | 0 | |
| 15 | 20:00~20:59 | 0 | |
| 16 | 21:00~21:59 | 0 | |
| 17 | 22:00~22:59 | 0 | |
| 18 | 23:00~23:59 | 0 | |
| 19 | 0:00~0:59 | 0 | |
| 20 | 1:00~1:59 | 0 | |
| 21 | 2:00~2:59 | 0 | |
| 22 | 3:00~3:59 | 0 | |
| 23 | 4:00~4:59 | 0 | |
| 24 | 5:00~5:59 | 0 | |
| Sysmiss | | 2000 | |

Warning: these figures indicate the number of cases found in the data file. They cannot be interpreted as summary statistics of the population of interest.

q2d.21: Q2d.21.請問您平日使用此台電腦上網的時段為何?(複選題)-2:00~2:59

| | |
|--------------------|---|
| Information | [Type= discrete] [Format=numeric] [Range= 1-24] [Missing=*] |
| Statistics [NW/ W] | [Valid=0 /-] [Invalid=2000 /-] |

| Value | Label | Cases | Percentage |
|---------|-------------|-------|------------|
| 1 | 6:00~6:59 | 0 | |
| 2 | 7:00~7:59 | 0 | |
| 3 | 8:00~8:59 | 0 | |
| 4 | 9:00~9:59 | 0 | |
| 5 | 10:00~10:59 | 0 | |
| 6 | 11:00~11:59 | 0 | |
| 7 | 12:00~12:59 | 0 | |
| 8 | 13:00~13:59 | 0 | |
| 9 | 14:00~14:59 | 0 | |
| 10 | 15:00~15:59 | 0 | |
| 11 | 16:00~16:59 | 0 | |
| 12 | 17:00~17:59 | 0 | |
| 13 | 18:00~18:59 | 0 | |
| 14 | 19:00~19:59 | 0 | |
| 15 | 20:00~20:59 | 0 | |
| 16 | 21:00~21:59 | 0 | |
| 17 | 22:00~22:59 | 0 | |
| 18 | 23:00~23:59 | 0 | |
| 19 | 0:00~0:59 | 0 | |
| 20 | 1:00~1:59 | 0 | |
| 21 | 2:00~2:59 | 0 | |
| 22 | 3:00~3:59 | 0 | |
| 23 | 4:00~4:59 | 0 | |
| 24 | 5:00~5:59 | 0 | |
| Sysmiss | | 2000 | |

Warning: these figures indicate the number of cases found in the data file. They cannot be interpreted as summary statistics of the population of interest.

| # q2d.22: Q2d.22.請問您平日使用此台電腦上網的時段為何?(複選題)-3:00~3:59 | | | |
|---|-------------|---|------------|
| Information | | [Type= discrete] [Format=numeric] [Range= 1-24] [Missing=*] | |
| Statistics [NW/ W] | | [Valid=0 /-] [Invalid=2000 /-] | |
| Value | Label | Cases | Percentage |
| 1 | 6:00~6:59 | 0 | |
| 2 | 7:00~7:59 | 0 | |
| 3 | 8:00~8:59 | 0 | |
| 4 | 9:00~9:59 | 0 | |
| 5 | 10:00~10:59 | 0 | |
| 6 | 11:00~11:59 | 0 | |
| 7 | 12:00~12:59 | 0 | |
| 8 | 13:00~13:59 | 0 | |
| 9 | 14:00~14:59 | 0 | |
| 10 | 15:00~15:59 | 0 | |
| 11 | 16:00~16:59 | 0 | |
| 12 | 17:00~17:59 | 0 | |
| 13 | 18:00~18:59 | 0 | |
| 14 | 19:00~19:59 | 0 | |
| 15 | 20:00~20:59 | 0 | |
| 16 | 21:00~21:59 | 0 | |
| 17 | 22:00~22:59 | 0 | |
| 18 | 23:00~23:59 | 0 | |
| 19 | 0:00~0:59 | 0 | |
| 20 | 1:00~1:59 | 0 | |
| 21 | 2:00~2:59 | 0 | |
| 22 | 3:00~3:59 | 0 | |
| 23 | 4:00~4:59 | 0 | |
| 24 | 5:00~5:59 | 0 | |
| Sysmiss | | 2000 | |
| Warning: these figures indicate the number of cases found in the data file. They cannot be interpreted as summary statistics of the population of interest. | | | |
| # q2d.23: Q2d.23.請問您平日使用此台電腦上網的時段為何?(複選題)-4:00~4:59 | | | |
| Information | | [Type= discrete] [Format=numeric] [Range= 1-24] [Missing=*] | |
| Statistics [NW/ W] | | [Valid=0 /-] [Invalid=2000 /-] | |
| Value | Label | Cases | Percentage |
| 1 | 6:00~6:59 | 0 | |
| 2 | 7:00~7:59 | 0 | |
| 3 | 8:00~8:59 | 0 | |
| 4 | 9:00~9:59 | 0 | |
| 5 | 10:00~10:59 | 0 | |
| 6 | 11:00~11:59 | 0 | |
| 7 | 12:00~12:59 | 0 | |
| 8 | 13:00~13:59 | 0 | |
| 9 | 14:00~14:59 | 0 | |
| 10 | 15:00~15:59 | 0 | |
| 11 | 16:00~16:59 | 0 | |
| 12 | 17:00~17:59 | 0 | |

q2d.23: Q2d.23.請問您平日使用此台電腦上網的時段為何?(複選題)- 4:00~4:59

| Value | Label | Cases | Percentage |
|---------|-------------|-------|------------|
| 13 | 18:00~18:59 | 0 | |
| 14 | 19:00~19:59 | 0 | |
| 15 | 20:00~20:59 | 0 | |
| 16 | 21:00~21:59 | 0 | |
| 17 | 22:00~22:59 | 0 | |
| 18 | 23:00~23:59 | 0 | |
| 19 | 0:00~0:59 | 0 | |
| 20 | 1:00~1:59 | 0 | |
| 21 | 2:00~2:59 | 0 | |
| 22 | 3:00~3:59 | 0 | |
| 23 | 4:00~4:59 | 0 | |
| 24 | 5:00~5:59 | 0 | |
| Sysmiss | | 2000 | |

Warning: these figures indicate the number of cases found in the data file. They cannot be interpreted as summary statistics of the population of interest.

q2d.24: Q2d.24.請問您平日使用此台電腦上網的時段為何?(複選題)- 5:00~5:59

| | |
|--------------------|---|
| Information | [Type= discrete] [Format=numeric] [Range= 1-24] [Missing=*] |
| Statistics [NW/ W] | [Valid=0 /-] [Invalid=2000 /-] |

| Value | Label | Cases | Percentage |
|---------|-------------|-------|------------|
| 1 | 6:00~6:59 | 0 | |
| 2 | 7:00~7:59 | 0 | |
| 3 | 8:00~8:59 | 0 | |
| 4 | 9:00~9:59 | 0 | |
| 5 | 10:00~10:59 | 0 | |
| 6 | 11:00~11:59 | 0 | |
| 7 | 12:00~12:59 | 0 | |
| 8 | 13:00~13:59 | 0 | |
| 9 | 14:00~14:59 | 0 | |
| 10 | 15:00~15:59 | 0 | |
| 11 | 16:00~16:59 | 0 | |
| 12 | 17:00~17:59 | 0 | |
| 13 | 18:00~18:59 | 0 | |
| 14 | 19:00~19:59 | 0 | |
| 15 | 20:00~20:59 | 0 | |
| 16 | 21:00~21:59 | 0 | |
| 17 | 22:00~22:59 | 0 | |
| 18 | 23:00~23:59 | 0 | |
| 19 | 0:00~0:59 | 0 | |
| 20 | 1:00~1:59 | 0 | |
| 21 | 2:00~2:59 | 0 | |
| 22 | 3:00~3:59 | 0 | |
| 23 | 4:00~4:59 | 0 | |
| 24 | 5:00~5:59 | 0 | |
| Sysmiss | | 2000 | |

Warning: these figures indicate the number of cases found in the data file. They cannot be interpreted as summary statistics of the population of interest.

| | | | |
|---|------------------------|--|--|
| # q3a: Q3a.請問您的上網設備是哪一種作業系統？ | | | |
| Information | | [Type= discrete] [Format=numeric] [Range= 1-3] [Missing=*] | |
| Statistics [NW/ W] | | [Valid=686 /-] [Invalid=1314 /-] | |
| Value | Label | Cases | Percentage |
| 1 | 僅Windows(微軟作業系統) | 615 |  89.7% |
| 2 | 僅Mac OS(蘋果作業系統)(跳達RA1) | 29 |  4.2% |
| 3 | 都有 | 42 |  6.1% |
| Sysmiss | | 1314 | |
| Warning: these figures indicate the number of cases found in the data file. They cannot be interpreted as summary statistics of the population of interest. | | | |
| # q3b: Q3b.請問您的上網設備， 是否有與他人共用？ | | | |
| Information | | [Type= discrete] [Format=numeric] [Range= 1-2] [Missing=*] | |
| Statistics [NW/ W] | | [Valid=657 /-] [Invalid=1343 /-] | |
| Value | Label | Cases | Percentage |
| 1 | 僅我自己一人使用。(C流程) | 286 |  43.5% |
| 2 | 有與他人共用。(D流程)(跳答Q3c(2)) | 371 |  56.5% |
| Sysmiss | | 1343 | |
| Warning: these figures indicate the number of cases found in the data file. They cannot be interpreted as summary statistics of the population of interest. | | | |
| # q3c.1: Q3c(1).請選擇「C流程」安裝，安裝結果： | | | |
| Information | | [Type= discrete] [Format=numeric] [Range= 1-2] [Missing=*] | |
| Statistics [NW/ W] | | [Valid=287 /-] [Invalid=1713 /-] | |
| Value | Label | Cases | Percentage |
| 1 | 已完成(跳答RA1) | 0 | |
| 2 | 未完成(跳答Q4) | 287 |  100.0% |
| Sysmiss | | 1713 | |
| Warning: these figures indicate the number of cases found in the data file. They cannot be interpreted as summary statistics of the population of interest. | | | |
| # q3c.2: Q3c(2).請選擇「D流程」安裝，安裝結果： | | | |
| Information | | [Type= discrete] [Format=numeric] [Range= 1-2] [Missing=*] | |
| Statistics [NW/ W] | | [Valid=375 /-] [Invalid=1625 /-] | |
| Value | Label | Cases | Percentage |
| 1 | 已完成(跳答Q3d) | 9 |  2.4% |
| 2 | 未完成(跳答Q4) | 366 |  97.6% |
| Sysmiss | | 1625 | |
| Warning: these figures indicate the number of cases found in the data file. They cannot be interpreted as summary statistics of the population of interest. | | | |

| | | | |
|---|--------------|---|-------------------------------|
| # q3d_category.1: Q3d. 請問您平日使用此台電腦上網的時段為何?(複選題)-大類.1. 上午 | | | |
| Information | | [Type= discrete] [Format=numeric] [Range= 1-4] [Missing=*] | |
| Statistics [NW/ W] | | [Valid=4 /-] [Invalid=1996 /-] | |
| Value | Label | Cases | Percentage |
| 1 | 上午 | 4 | <div><div></div></div> 100.0% |
| 2 | 下午 | 0 | |
| 3 | 晚上 | 0 | |
| 4 | 凌晨 | 0 | |
| Sysmiss | | 1996 | |
| Warning: these figures indicate the number of cases found in the data file. They cannot be interpreted as summary statistics of the population of interest. | | | |
| # q3d_category.2: Q3d. 請問您平日使用此台電腦上網的時段為何?(複選題)-大類.2. 下午 | | | |
| Information | | [Type= discrete] [Format=numeric] [Range= 1-4] [Missing=*] | |
| Statistics [NW/ W] | | [Valid=3 /-] [Invalid=1997 /-] | |
| Value | Label | Cases | Percentage |
| 1 | 上午 | 0 | <div><div></div></div> 100.0% |
| 2 | 下午 | 3 | |
| 3 | 晚上 | 0 | |
| 4 | 凌晨 | 0 | |
| Sysmiss | | 1997 | |
| Warning: these figures indicate the number of cases found in the data file. They cannot be interpreted as summary statistics of the population of interest. | | | |
| # q3d_category.3: Q3d. 請問您平日使用此台電腦上網的時段為何?(複選題)-大類.3. 晚上 | | | |
| Information | | [Type= discrete] [Format=numeric] [Range= 1-4] [Missing=*] | |
| Statistics [NW/ W] | | [Valid=7 /-] [Invalid=1993 /-] | |
| Value | Label | Cases | Percentage |
| 1 | 上午 | 0 | <div><div></div></div> 100.0% |
| 2 | 下午 | 0 | |
| 3 | 晚上 | 7 | |
| 4 | 凌晨 | 0 | |
| Sysmiss | | 1993 | |
| Warning: these figures indicate the number of cases found in the data file. They cannot be interpreted as summary statistics of the population of interest. | | | |
| # q3d_category.4: Q3d. 請問您平日使用此台電腦上網的時段為何?(複選題)-大類.4. 凌晨 | | | |
| Information | | [Type= discrete] [Format=numeric] [Range= 1-4] [Missing=*] | |
| Statistics [NW/ W] | | [Valid=0 /-] [Invalid=2000 /-] | |
| Value | Label | Cases | Percentage |
| 1 | 上午 | 0 | |
| 2 | 下午 | 0 | |
| 3 | 晚上 | 0 | |
| 4 | 凌晨 | 0 | |
| Sysmiss | | 2000 | |
| Warning: these figures indicate the number of cases found in the data file. They cannot be interpreted as summary statistics of the population of interest. | | | |
| # q3d: Q3d.1. 請問您平日使用此台電腦上網的時段為何?(複選題)-6:00~6:59 | | | |
| Information | | [Type= discrete] [Format=numeric] [Range= 1-24] [Missing=*] | |
| Statistics [NW/ W] | | [Valid=1 /-] [Invalid=1999 /-] | |

q3d.1: Q3d.1.請問您平日使用此台電腦上網的時段為何?(複選題)-6:00~6:59

| Value | Label | Cases | Percentage |
|---------|-------------|-------|------------|
| 1 | 6:00~6:59 | 1 | 100.0% |
| 2 | 7:00~7:59 | 0 | |
| 3 | 8:00~8:59 | 0 | |
| 4 | 9:00~9:59 | 0 | |
| 5 | 10:00~10:59 | 0 | |
| 6 | 11:00~11:59 | 0 | |
| 7 | 12:00~12:59 | 0 | |
| 8 | 13:00~13:59 | 0 | |
| 9 | 14:00~14:59 | 0 | |
| 10 | 15:00~15:59 | 0 | |
| 11 | 16:00~16:59 | 0 | |
| 12 | 17:00~17:59 | 0 | |
| 13 | 18:00~18:59 | 0 | |
| 14 | 19:00~19:59 | 0 | |
| 15 | 20:00~20:59 | 0 | |
| 16 | 21:00~21:59 | 0 | |
| 17 | 22:00~22:59 | 0 | |
| 18 | 23:00~23:59 | 0 | |
| 19 | 0:00~0:59 | 0 | |
| 20 | 1:00~1:59 | 0 | |
| 21 | 2:00~2:59 | 0 | |
| 22 | 3:00~3:59 | 0 | |
| 23 | 4:00~4:59 | 0 | |
| 24 | 5:00~5:59 | 0 | |
| Sysmiss | | 1999 | |

Warning: these figures indicate the number of cases found in the data file. They cannot be interpreted as summary statistics of the population of interest.

q3d.2: Q3d.2.請問您平日使用此台電腦上網的時段為何?(複選題)-7:00~7:59

| | |
|--------------------|---|
| Information | [Type= discrete] [Format=numeric] [Range= 1-24] [Missing=*] |
| Statistics [NW/ W] | [Valid=2 /-] [Invalid=1998 /-] |

| Value | Label | Cases | Percentage |
|-------|-------------|-------|------------|
| 1 | 6:00~6:59 | 0 | |
| 2 | 7:00~7:59 | 2 | 100.0% |
| 3 | 8:00~8:59 | 0 | |
| 4 | 9:00~9:59 | 0 | |
| 5 | 10:00~10:59 | 0 | |
| 6 | 11:00~11:59 | 0 | |
| 7 | 12:00~12:59 | 0 | |
| 8 | 13:00~13:59 | 0 | |
| 9 | 14:00~14:59 | 0 | |
| 10 | 15:00~15:59 | 0 | |
| 11 | 16:00~16:59 | 0 | |
| 12 | 17:00~17:59 | 0 | |
| 13 | 18:00~18:59 | 0 | |
| 14 | 19:00~19:59 | 0 | |

q3d.2: Q3d.2請問您平日使用此台電腦上網的時段為何?(複選題)-7:00~7:59

| Value | Label | Cases | Percentage |
|---------|-------------|-------|------------|
| 15 | 20:00~20:59 | 0 | |
| 16 | 21:00~21:59 | 0 | |
| 17 | 22:00~22:59 | 0 | |
| 18 | 23:00~23:59 | 0 | |
| 19 | 0:00~0:59 | 0 | |
| 20 | 1:00~1:59 | 0 | |
| 21 | 2:00~2:59 | 0 | |
| 22 | 3:00~3:59 | 0 | |
| 23 | 4:00~4:59 | 0 | |
| 24 | 5:00~5:59 | 0 | |
| Sysmiss | | 1998 | |

Warning: these figures indicate the number of cases found in the data file. They cannot be interpreted as summary statistics of the population of interest.

q3d.3: Q3d.3請問您平日使用此台電腦上網的時段為何?(複選題)-8:00~8:59

| | |
|---------------------------|---|
| Information | [Type= discrete] [Format=numeric] [Range= 1-24] [Missing=*] |
| Statistics [NW/ W] | [Valid=0 /-] [Invalid=2000 /-] |

| Value | Label | Cases | Percentage |
|---------|-------------|-------|------------|
| 1 | 6:00~6:59 | 0 | |
| 2 | 7:00~7:59 | 0 | |
| 3 | 8:00~8:59 | 0 | |
| 4 | 9:00~9:59 | 0 | |
| 5 | 10:00~10:59 | 0 | |
| 6 | 11:00~11:59 | 0 | |
| 7 | 12:00~12:59 | 0 | |
| 8 | 13:00~13:59 | 0 | |
| 9 | 14:00~14:59 | 0 | |
| 10 | 15:00~15:59 | 0 | |
| 11 | 16:00~16:59 | 0 | |
| 12 | 17:00~17:59 | 0 | |
| 13 | 18:00~18:59 | 0 | |
| 14 | 19:00~19:59 | 0 | |
| 15 | 20:00~20:59 | 0 | |
| 16 | 21:00~21:59 | 0 | |
| 17 | 22:00~22:59 | 0 | |
| 18 | 23:00~23:59 | 0 | |
| 19 | 0:00~0:59 | 0 | |
| 20 | 1:00~1:59 | 0 | |
| 21 | 2:00~2:59 | 0 | |
| 22 | 3:00~3:59 | 0 | |
| 23 | 4:00~4:59 | 0 | |
| 24 | 5:00~5:59 | 0 | |
| Sysmiss | | 2000 | |

Warning: these figures indicate the number of cases found in the data file. They cannot be interpreted as summary statistics of the population of interest.

q3d.4: Q3d.4請問您平日使用此台電腦上網的時段為何?(複選題)-9:00~9:59

| | |
|--------------------|---|
| Information | [Type= discrete] [Format=numeric] [Range= 1-24] [Missing=*] |
|--------------------|---|

q3d.4: Q3d.4.請問您平日使用此台電腦上網的時段為何?(複選題)-9:00~9:59

| Statistics [NW/ W] | | [Valid=0 /-] [Invalid=2000 /-] | |
|---------------------------|-------------|--------------------------------|------------|
| Value | Label | Cases | Percentage |
| 1 | 6:00~6:59 | 0 | |
| 2 | 7:00~7:59 | 0 | |
| 3 | 8:00~8:59 | 0 | |
| 4 | 9:00~9:59 | 0 | |
| 5 | 10:00~10:59 | 0 | |
| 6 | 11:00~11:59 | 0 | |
| 7 | 12:00~12:59 | 0 | |
| 8 | 13:00~13:59 | 0 | |
| 9 | 14:00~14:59 | 0 | |
| 10 | 15:00~15:59 | 0 | |
| 11 | 16:00~16:59 | 0 | |
| 12 | 17:00~17:59 | 0 | |
| 13 | 18:00~18:59 | 0 | |
| 14 | 19:00~19:59 | 0 | |
| 15 | 20:00~20:59 | 0 | |
| 16 | 21:00~21:59 | 0 | |
| 17 | 22:00~22:59 | 0 | |
| 18 | 23:00~23:59 | 0 | |
| 19 | 0:00~0:59 | 0 | |
| 20 | 1:00~1:59 | 0 | |
| 21 | 2:00~2:59 | 0 | |
| 22 | 3:00~3:59 | 0 | |
| 23 | 4:00~4:59 | 0 | |
| 24 | 5:00~5:59 | 0 | |
| Sysmiss | | 2000 | |

Warning: these figures indicate the number of cases found in the data file. They cannot be interpreted as summary statistics of the population of interest.

q3d.5: Q3d.5.請問您平日使用此台電腦上網的時段為何?(複選題)-10:00~10:59

| Information | | [Type= discrete] [Format=numeric] [Range= 1-24] [Missing=*] | |
|---------------------------|-------------|---|------------|
| Statistics [NW/ W] | | [Valid=0 /-] [Invalid=2000 /-] | |
| Value | Label | Cases | Percentage |
| 1 | 6:00~6:59 | 0 | |
| 2 | 7:00~7:59 | 0 | |
| 3 | 8:00~8:59 | 0 | |
| 4 | 9:00~9:59 | 0 | |
| 5 | 10:00~10:59 | 0 | |
| 6 | 11:00~11:59 | 0 | |
| 7 | 12:00~12:59 | 0 | |
| 8 | 13:00~13:59 | 0 | |
| 9 | 14:00~14:59 | 0 | |
| 10 | 15:00~15:59 | 0 | |
| 11 | 16:00~16:59 | 0 | |
| 12 | 17:00~17:59 | 0 | |
| 13 | 18:00~18:59 | 0 | |

q3d.5: Q3d.5.請問您平日使用此台電腦上網的時段為何?(複選題)-10:00~10:59

| Value | Label | Cases | Percentage |
|---------|-------------|-------|------------|
| 14 | 19:00~19:59 | 0 | |
| 15 | 20:00~20:59 | 0 | |
| 16 | 21:00~21:59 | 0 | |
| 17 | 22:00~22:59 | 0 | |
| 18 | 23:00~23:59 | 0 | |
| 19 | 0:00~0:59 | 0 | |
| 20 | 1:00~1:59 | 0 | |
| 21 | 2:00~2:59 | 0 | |
| 22 | 3:00~3:59 | 0 | |
| 23 | 4:00~4:59 | 0 | |
| 24 | 5:00~5:59 | 0 | |
| Sysmiss | | 2000 | |

Warning: these figures indicate the number of cases found in the data file. They cannot be interpreted as summary statistics of the population of interest.

q3d.6: Q3d.6.請問您平日使用此台電腦上網的時段為何?(複選題)-11:00~11:59

| | |
|--------------------|---|
| Information | [Type= discrete] [Format=numeric] [Range= 1-24] [Missing=*] |
| Statistics [NW/ W] | [Valid=2 /-] [Invalid=1998 /-] |

| Value | Label | Cases | Percentage |
|---------|-------------|-------|------------|
| 1 | 6:00~6:59 | 0 | |
| 2 | 7:00~7:59 | 0 | |
| 3 | 8:00~8:59 | 0 | |
| 4 | 9:00~9:59 | 0 | |
| 5 | 10:00~10:59 | 0 | |
| 6 | 11:00~11:59 | 2 | 100.0% |
| 7 | 12:00~12:59 | 0 | |
| 8 | 13:00~13:59 | 0 | |
| 9 | 14:00~14:59 | 0 | |
| 10 | 15:00~15:59 | 0 | |
| 11 | 16:00~16:59 | 0 | |
| 12 | 17:00~17:59 | 0 | |
| 13 | 18:00~18:59 | 0 | |
| 14 | 19:00~19:59 | 0 | |
| 15 | 20:00~20:59 | 0 | |
| 16 | 21:00~21:59 | 0 | |
| 17 | 22:00~22:59 | 0 | |
| 18 | 23:00~23:59 | 0 | |
| 19 | 0:00~0:59 | 0 | |
| 20 | 1:00~1:59 | 0 | |
| 21 | 2:00~2:59 | 0 | |
| 22 | 3:00~3:59 | 0 | |
| 23 | 4:00~4:59 | 0 | |
| 24 | 5:00~5:59 | 0 | |
| Sysmiss | | 1998 | |

Warning: these figures indicate the number of cases found in the data file. They cannot be interpreted as summary statistics of the population of interest.

| # q3d.7: Q3d.7.請問您平日使用此台電腦上網的時段為何?(複選題)-12:00~12:59 | | | |
|---|-------------|---|------------|
| Information | | [Type= discrete] [Format=numeric] [Range= 1-24] [Missing=*] | |
| Statistics [NW/ W] | | [Valid=0 /-] [Invalid=2000 /-] | |
| Value | Label | Cases | Percentage |
| 1 | 6:00~6:59 | 0 | |
| 2 | 7:00~7:59 | 0 | |
| 3 | 8:00~8:59 | 0 | |
| 4 | 9:00~9:59 | 0 | |
| 5 | 10:00~10:59 | 0 | |
| 6 | 11:00~11:59 | 0 | |
| 7 | 12:00~12:59 | 0 | |
| 8 | 13:00~13:59 | 0 | |
| 9 | 14:00~14:59 | 0 | |
| 10 | 15:00~15:59 | 0 | |
| 11 | 16:00~16:59 | 0 | |
| 12 | 17:00~17:59 | 0 | |
| 13 | 18:00~18:59 | 0 | |
| 14 | 19:00~19:59 | 0 | |
| 15 | 20:00~20:59 | 0 | |
| 16 | 21:00~21:59 | 0 | |
| 17 | 22:00~22:59 | 0 | |
| 18 | 23:00~23:59 | 0 | |
| 19 | 0:00~0:59 | 0 | |
| 20 | 1:00~1:59 | 0 | |
| 21 | 2:00~2:59 | 0 | |
| 22 | 3:00~3:59 | 0 | |
| 23 | 4:00~4:59 | 0 | |
| 24 | 5:00~5:59 | 0 | |
| Sysmiss | | 2000 | |
| Warning: these figures indicate the number of cases found in the data file. They cannot be interpreted as summary statistics of the population of interest. | | | |
| # q3d.8: Q3d.8.請問您平日使用此台電腦上網的時段為何?(複選題)-13:00~13:59 | | | |
| Information | | [Type= discrete] [Format=numeric] [Range= 1-24] [Missing=*] | |
| Statistics [NW/ W] | | [Valid=0 /-] [Invalid=2000 /-] | |
| Value | Label | Cases | Percentage |
| 1 | 6:00~6:59 | 0 | |
| 2 | 7:00~7:59 | 0 | |
| 3 | 8:00~8:59 | 0 | |
| 4 | 9:00~9:59 | 0 | |
| 5 | 10:00~10:59 | 0 | |
| 6 | 11:00~11:59 | 0 | |
| 7 | 12:00~12:59 | 0 | |
| 8 | 13:00~13:59 | 0 | |
| 9 | 14:00~14:59 | 0 | |
| 10 | 15:00~15:59 | 0 | |
| 11 | 16:00~16:59 | 0 | |
| 12 | 17:00~17:59 | 0 | |

q3d.8: Q3d.8 請問您平日使用此台電腦上網的時段為何? (複選題) - 13:00~13:59

| Value | Label | Cases | Percentage |
|---------|-------------|-------|------------|
| 13 | 18:00~18:59 | 0 | |
| 14 | 19:00~19:59 | 0 | |
| 15 | 20:00~20:59 | 0 | |
| 16 | 21:00~21:59 | 0 | |
| 17 | 22:00~22:59 | 0 | |
| 18 | 23:00~23:59 | 0 | |
| 19 | 0:00~0:59 | 0 | |
| 20 | 1:00~1:59 | 0 | |
| 21 | 2:00~2:59 | 0 | |
| 22 | 3:00~3:59 | 0 | |
| 23 | 4:00~4:59 | 0 | |
| 24 | 5:00~5:59 | 0 | |
| Sysmiss | | 2000 | |

Warning: these figures indicate the number of cases found in the data file. They cannot be interpreted as summary statistics of the population of interest.

q3d.9: Q3d.9 請問您平日使用此台電腦上網的時段為何? (複選題) - 14:00~14:59

| | |
|--------------------|---|
| Information | [Type= discrete] [Format=numeric] [Range= 1-24] [Missing=*] |
| Statistics [NW/ W] | [Valid=0 /-] [Invalid=2000 /-] |

| Value | Label | Cases | Percentage |
|---------|-------------|-------|------------|
| 1 | 6:00~6:59 | 0 | |
| 2 | 7:00~7:59 | 0 | |
| 3 | 8:00~8:59 | 0 | |
| 4 | 9:00~9:59 | 0 | |
| 5 | 10:00~10:59 | 0 | |
| 6 | 11:00~11:59 | 0 | |
| 7 | 12:00~12:59 | 0 | |
| 8 | 13:00~13:59 | 0 | |
| 9 | 14:00~14:59 | 0 | |
| 10 | 15:00~15:59 | 0 | |
| 11 | 16:00~16:59 | 0 | |
| 12 | 17:00~17:59 | 0 | |
| 13 | 18:00~18:59 | 0 | |
| 14 | 19:00~19:59 | 0 | |
| 15 | 20:00~20:59 | 0 | |
| 16 | 21:00~21:59 | 0 | |
| 17 | 22:00~22:59 | 0 | |
| 18 | 23:00~23:59 | 0 | |
| 19 | 0:00~0:59 | 0 | |
| 20 | 1:00~1:59 | 0 | |
| 21 | 2:00~2:59 | 0 | |
| 22 | 3:00~3:59 | 0 | |
| 23 | 4:00~4:59 | 0 | |
| 24 | 5:00~5:59 | 0 | |
| Sysmiss | | 2000 | |

Warning: these figures indicate the number of cases found in the data file. They cannot be interpreted as summary statistics of the population of interest.

| # q3d.10: Q3d.10.請問您平日使用此台電腦上網的時段為何?(複選題)-15:00~15:59 | | | |
|---|-------------|---|--------------------|
| Information | | [Type= discrete] [Format=numeric] [Range= 1-24] [Missing=*] | |
| Statistics [NW/ W] | | [Valid=1 /-] [Invalid=1999 /-] | |
| Value | Label | Cases | Percentage |
| 1 | 6:00~6:59 | 0 | |
| 2 | 7:00~7:59 | 0 | |
| 3 | 8:00~8:59 | 0 | |
| 4 | 9:00~9:59 | 0 | |
| 5 | 10:00~10:59 | 0 | |
| 6 | 11:00~11:59 | 0 | |
| 7 | 12:00~12:59 | 0 | |
| 8 | 13:00~13:59 | 0 | |
| 9 | 14:00~14:59 | 0 | |
| 10 | 15:00~15:59 | 1 | <div></div> 100.0% |
| 11 | 16:00~16:59 | 0 | |
| 12 | 17:00~17:59 | 0 | |
| 13 | 18:00~18:59 | 0 | |
| 14 | 19:00~19:59 | 0 | |
| 15 | 20:00~20:59 | 0 | |
| 16 | 21:00~21:59 | 0 | |
| 17 | 22:00~22:59 | 0 | |
| 18 | 23:00~23:59 | 0 | |
| 19 | 0:00~0:59 | 0 | |
| 20 | 1:00~1:59 | 0 | |
| 21 | 2:00~2:59 | 0 | |
| 22 | 3:00~3:59 | 0 | |
| 23 | 4:00~4:59 | 0 | |
| 24 | 5:00~5:59 | 0 | |
| Sysmiss | | 1999 | |
| Warning: these figures indicate the number of cases found in the data file. They cannot be interpreted as summary statistics of the population of interest. | | | |
| # q3d.11: Q3d.11.請問您平日使用此台電腦上網的時段為何?(複選題)-16:00~16:59 | | | |
| Information | | [Type= discrete] [Format=numeric] [Range= 1-24] [Missing=*] | |
| Statistics [NW/ W] | | [Valid=1 /-] [Invalid=1999 /-] | |
| Value | Label | Cases | Percentage |
| 1 | 6:00~6:59 | 0 | |
| 2 | 7:00~7:59 | 0 | |
| 3 | 8:00~8:59 | 0 | |
| 4 | 9:00~9:59 | 0 | |
| 5 | 10:00~10:59 | 0 | |
| 6 | 11:00~11:59 | 0 | |
| 7 | 12:00~12:59 | 0 | |
| 8 | 13:00~13:59 | 0 | |
| 9 | 14:00~14:59 | 0 | |
| 10 | 15:00~15:59 | 0 | |
| 11 | 16:00~16:59 | 1 | <div></div> 100.0% |
| 12 | 17:00~17:59 | 0 | |

q3d.11: Q3d.11.請問您平日使用此台電腦上網的時段為何?(複選題)-16:00~16:59

| Value | Label | Cases | Percentage |
|---------|-------------|-------|------------|
| 13 | 18:00~18:59 | 0 | |
| 14 | 19:00~19:59 | 0 | |
| 15 | 20:00~20:59 | 0 | |
| 16 | 21:00~21:59 | 0 | |
| 17 | 22:00~22:59 | 0 | |
| 18 | 23:00~23:59 | 0 | |
| 19 | 0:00~0:59 | 0 | |
| 20 | 1:00~1:59 | 0 | |
| 21 | 2:00~2:59 | 0 | |
| 22 | 3:00~3:59 | 0 | |
| 23 | 4:00~4:59 | 0 | |
| 24 | 5:00~5:59 | 0 | |
| Sysmiss | | 1999 | |

Warning: these figures indicate the number of cases found in the data file. They cannot be interpreted as summary statistics of the population of interest.

q3d.12: Q3d.12.請問您平日使用此台電腦上網的時段為何?(複選題)-17:00~17:59

| | |
|--------------------|---|
| Information | [Type= discrete] [Format=numeric] [Range= 1-24] [Missing=*] |
| Statistics [NW/ W] | [Valid=2 /-] [Invalid=1998 /-] |

| Value | Label | Cases | Percentage |
|---------|-------------|-------|------------|
| 1 | 6:00~6:59 | 0 | |
| 2 | 7:00~7:59 | 0 | |
| 3 | 8:00~8:59 | 0 | |
| 4 | 9:00~9:59 | 0 | |
| 5 | 10:00~10:59 | 0 | |
| 6 | 11:00~11:59 | 0 | |
| 7 | 12:00~12:59 | 0 | |
| 8 | 13:00~13:59 | 0 | |
| 9 | 14:00~14:59 | 0 | |
| 10 | 15:00~15:59 | 0 | |
| 11 | 16:00~16:59 | 0 | |
| 12 | 17:00~17:59 | 2 | 100.0% |
| 13 | 18:00~18:59 | 0 | |
| 14 | 19:00~19:59 | 0 | |
| 15 | 20:00~20:59 | 0 | |
| 16 | 21:00~21:59 | 0 | |
| 17 | 22:00~22:59 | 0 | |
| 18 | 23:00~23:59 | 0 | |
| 19 | 0:00~0:59 | 0 | |
| 20 | 1:00~1:59 | 0 | |
| 21 | 2:00~2:59 | 0 | |
| 22 | 3:00~3:59 | 0 | |
| 23 | 4:00~4:59 | 0 | |
| 24 | 5:00~5:59 | 0 | |
| Sysmiss | | 1998 | |

Warning: these figures indicate the number of cases found in the data file. They cannot be interpreted as summary statistics of the population of interest.

| # q3d.13: Q3d.13.請問您平日使用此台電腦上網的時段為何?(複選題)-18:00~18:59 | | | |
|---|-------------|---|------------|
| Information | | [Type= discrete] [Format=numeric] [Range= 1-24] [Missing=*] | |
| Statistics [NW/ W] | | [Valid=1 /-] [Invalid=1999 /-] | |
| Value | Label | Cases | Percentage |
| 1 | 6:00~6:59 | 0 | |
| 2 | 7:00~7:59 | 0 | |
| 3 | 8:00~8:59 | 0 | |
| 4 | 9:00~9:59 | 0 | |
| 5 | 10:00~10:59 | 0 | |
| 6 | 11:00~11:59 | 0 | |
| 7 | 12:00~12:59 | 0 | |
| 8 | 13:00~13:59 | 0 | |
| 9 | 14:00~14:59 | 0 | |
| 10 | 15:00~15:59 | 0 | |
| 11 | 16:00~16:59 | 0 | |
| 12 | 17:00~17:59 | 0 | |
| 13 | 18:00~18:59 | 1 | 100.0% |
| 14 | 19:00~19:59 | 0 | |
| 15 | 20:00~20:59 | 0 | |
| 16 | 21:00~21:59 | 0 | |
| 17 | 22:00~22:59 | 0 | |
| 18 | 23:00~23:59 | 0 | |
| 19 | 0:00~0:59 | 0 | |
| 20 | 1:00~1:59 | 0 | |
| 21 | 2:00~2:59 | 0 | |
| 22 | 3:00~3:59 | 0 | |
| 23 | 4:00~4:59 | 0 | |
| 24 | 5:00~5:59 | 0 | |
| Sysmiss | | 1999 | |
| Warning: these figures indicate the number of cases found in the data file. They cannot be interpreted as summary statistics of the population of interest. | | | |
| # q3d.14: Q3d.14.請問您平日使用此台電腦上網的時段為何?(複選題)-19:00~19:59 | | | |
| Information | | [Type= discrete] [Format=numeric] [Range= 1-24] [Missing=*] | |
| Statistics [NW/ W] | | [Valid=2 /-] [Invalid=1998 /-] | |
| Value | Label | Cases | Percentage |
| 1 | 6:00~6:59 | 0 | |
| 2 | 7:00~7:59 | 0 | |
| 3 | 8:00~8:59 | 0 | |
| 4 | 9:00~9:59 | 0 | |
| 5 | 10:00~10:59 | 0 | |
| 6 | 11:00~11:59 | 0 | |
| 7 | 12:00~12:59 | 0 | |
| 8 | 13:00~13:59 | 0 | |
| 9 | 14:00~14:59 | 0 | |
| 10 | 15:00~15:59 | 0 | |
| 11 | 16:00~16:59 | 0 | |
| 12 | 17:00~17:59 | 0 | |

q3d.14: Q3d.14.請問您平日使用此台電腦上網的時段為何?(複選題)-19:00~19:59

| Value | Label | Cases | Percentage |
|---------|-------------|-------|------------|
| 13 | 18:00~18:59 | 0 | |
| 14 | 19:00~19:59 | 2 | 100.0% |
| 15 | 20:00~20:59 | 0 | |
| 16 | 21:00~21:59 | 0 | |
| 17 | 22:00~22:59 | 0 | |
| 18 | 23:00~23:59 | 0 | |
| 19 | 0:00~0:59 | 0 | |
| 20 | 1:00~1:59 | 0 | |
| 21 | 2:00~2:59 | 0 | |
| 22 | 3:00~3:59 | 0 | |
| 23 | 4:00~4:59 | 0 | |
| 24 | 5:00~5:59 | 0 | |
| Sysmiss | | 1998 | |

Warning: these figures indicate the number of cases found in the data file. They cannot be interpreted as summary statistics of the population of interest.

q3d.15: Q3d.15.請問您平日使用此台電腦上網的時段為何?(複選題)-20:00~20:59

| | |
|--------------------|---|
| Information | [Type= discrete] [Format=numeric] [Range= 1-24] [Missing=*] |
| Statistics [NW/ W] | [Valid=4 /-] [Invalid=1996 /-] |

| Value | Label | Cases | Percentage |
|---------|-------------|-------|------------|
| 1 | 6:00~6:59 | 0 | |
| 2 | 7:00~7:59 | 0 | |
| 3 | 8:00~8:59 | 0 | |
| 4 | 9:00~9:59 | 0 | |
| 5 | 10:00~10:59 | 0 | |
| 6 | 11:00~11:59 | 0 | |
| 7 | 12:00~12:59 | 0 | |
| 8 | 13:00~13:59 | 0 | |
| 9 | 14:00~14:59 | 0 | |
| 10 | 15:00~15:59 | 0 | |
| 11 | 16:00~16:59 | 0 | |
| 12 | 17:00~17:59 | 0 | |
| 13 | 18:00~18:59 | 0 | |
| 14 | 19:00~19:59 | 0 | |
| 15 | 20:00~20:59 | 4 | 100.0% |
| 16 | 21:00~21:59 | 0 | |
| 17 | 22:00~22:59 | 0 | |
| 18 | 23:00~23:59 | 0 | |
| 19 | 0:00~0:59 | 0 | |
| 20 | 1:00~1:59 | 0 | |
| 21 | 2:00~2:59 | 0 | |
| 22 | 3:00~3:59 | 0 | |
| 23 | 4:00~4:59 | 0 | |
| 24 | 5:00~5:59 | 0 | |
| Sysmiss | | 1996 | |

Warning: these figures indicate the number of cases found in the data file. They cannot be interpreted as summary statistics of the population of interest.

| # q3d.16: Q3d.16.請問您平日使用此台電腦上網的時段為何?(複選題)-21:00~21:59 | | | |
|---|-------------|---|------------|
| Information | | [Type= discrete] [Format=numeric] [Range= 1-24] [Missing=*] | |
| Statistics [NW/ W] | | [Valid=4 /-] [Invalid=1996 /-] | |
| Value | Label | Cases | Percentage |
| 1 | 6:00~6:59 | 0 | |
| 2 | 7:00~7:59 | 0 | |
| 3 | 8:00~8:59 | 0 | |
| 4 | 9:00~9:59 | 0 | |
| 5 | 10:00~10:59 | 0 | |
| 6 | 11:00~11:59 | 0 | |
| 7 | 12:00~12:59 | 0 | |
| 8 | 13:00~13:59 | 0 | |
| 9 | 14:00~14:59 | 0 | |
| 10 | 15:00~15:59 | 0 | |
| 11 | 16:00~16:59 | 0 | |
| 12 | 17:00~17:59 | 0 | |
| 13 | 18:00~18:59 | 0 | |
| 14 | 19:00~19:59 | 0 | |
| 15 | 20:00~20:59 | 0 | |
| 16 | 21:00~21:59 | 4 | 100.0% |
| 17 | 22:00~22:59 | 0 | |
| 18 | 23:00~23:59 | 0 | |
| 19 | 0:00~0:59 | 0 | |
| 20 | 1:00~1:59 | 0 | |
| 21 | 2:00~2:59 | 0 | |
| 22 | 3:00~3:59 | 0 | |
| 23 | 4:00~4:59 | 0 | |
| 24 | 5:00~5:59 | 0 | |
| Sysmiss | | 1996 | |
| Warning: these figures indicate the number of cases found in the data file. They cannot be interpreted as summary statistics of the population of interest. | | | |
| # q3d.17: Q3d.17.請問您平日使用此台電腦上網的時段為何?(複選題)-22:00~22:59 | | | |
| Information | | [Type= discrete] [Format=numeric] [Range= 1-24] [Missing=*] | |
| Statistics [NW/ W] | | [Valid=0 /-] [Invalid=2000 /-] | |
| Value | Label | Cases | Percentage |
| 1 | 6:00~6:59 | 0 | |
| 2 | 7:00~7:59 | 0 | |
| 3 | 8:00~8:59 | 0 | |
| 4 | 9:00~9:59 | 0 | |
| 5 | 10:00~10:59 | 0 | |
| 6 | 11:00~11:59 | 0 | |
| 7 | 12:00~12:59 | 0 | |
| 8 | 13:00~13:59 | 0 | |
| 9 | 14:00~14:59 | 0 | |
| 10 | 15:00~15:59 | 0 | |
| 11 | 16:00~16:59 | 0 | |
| 12 | 17:00~17:59 | 0 | |

q3d.17: Q3d.17.請問您平日使用此台電腦上網的時段為何?(複選題)-22:00~22:59

| Value | Label | Cases | Percentage |
|---------|-------------|-------|------------|
| 13 | 18:00~18:59 | 0 | |
| 14 | 19:00~19:59 | 0 | |
| 15 | 20:00~20:59 | 0 | |
| 16 | 21:00~21:59 | 0 | |
| 17 | 22:00~22:59 | 0 | |
| 18 | 23:00~23:59 | 0 | |
| 19 | 0:00~0:59 | 0 | |
| 20 | 1:00~1:59 | 0 | |
| 21 | 2:00~2:59 | 0 | |
| 22 | 3:00~3:59 | 0 | |
| 23 | 4:00~4:59 | 0 | |
| 24 | 5:00~5:59 | 0 | |
| Sysmiss | | 2000 | |

Warning: these figures indicate the number of cases found in the data file. They cannot be interpreted as summary statistics of the population of interest.

q3d.18: Q3d.18.請問您平日使用此台電腦上網的時段為何?(複選題)-23:00~23:59

| | |
|--------------------|---|
| Information | [Type= discrete] [Format=numeric] [Range= 1-24] [Missing=*] |
| Statistics [NW/ W] | [Valid=0 /-] [Invalid=2000 /-] |

| Value | Label | Cases | Percentage |
|---------|-------------|-------|------------|
| 1 | 6:00~6:59 | 0 | |
| 2 | 7:00~7:59 | 0 | |
| 3 | 8:00~8:59 | 0 | |
| 4 | 9:00~9:59 | 0 | |
| 5 | 10:00~10:59 | 0 | |
| 6 | 11:00~11:59 | 0 | |
| 7 | 12:00~12:59 | 0 | |
| 8 | 13:00~13:59 | 0 | |
| 9 | 14:00~14:59 | 0 | |
| 10 | 15:00~15:59 | 0 | |
| 11 | 16:00~16:59 | 0 | |
| 12 | 17:00~17:59 | 0 | |
| 13 | 18:00~18:59 | 0 | |
| 14 | 19:00~19:59 | 0 | |
| 15 | 20:00~20:59 | 0 | |
| 16 | 21:00~21:59 | 0 | |
| 17 | 22:00~22:59 | 0 | |
| 18 | 23:00~23:59 | 0 | |
| 19 | 0:00~0:59 | 0 | |
| 20 | 1:00~1:59 | 0 | |
| 21 | 2:00~2:59 | 0 | |
| 22 | 3:00~3:59 | 0 | |
| 23 | 4:00~4:59 | 0 | |
| 24 | 5:00~5:59 | 0 | |
| Sysmiss | | 2000 | |

Warning: these figures indicate the number of cases found in the data file. They cannot be interpreted as summary statistics of the population of interest.

| # q3d.19: Q3d.19.請問您平日使用此台電腦上網的時段為何?(複選題)-0:00~0:59 | | | |
|---|-------------|---|------------|
| Information | | [Type= discrete] [Format=numeric] [Range= 1-24] [Missing=*] | |
| Statistics [NW/ W] | | [Valid=0 /-] [Invalid=2000 /-] | |
| Value | Label | Cases | Percentage |
| 1 | 6:00~6:59 | 0 | |
| 2 | 7:00~7:59 | 0 | |
| 3 | 8:00~8:59 | 0 | |
| 4 | 9:00~9:59 | 0 | |
| 5 | 10:00~10:59 | 0 | |
| 6 | 11:00~11:59 | 0 | |
| 7 | 12:00~12:59 | 0 | |
| 8 | 13:00~13:59 | 0 | |
| 9 | 14:00~14:59 | 0 | |
| 10 | 15:00~15:59 | 0 | |
| 11 | 16:00~16:59 | 0 | |
| 12 | 17:00~17:59 | 0 | |
| 13 | 18:00~18:59 | 0 | |
| 14 | 19:00~19:59 | 0 | |
| 15 | 20:00~20:59 | 0 | |
| 16 | 21:00~21:59 | 0 | |
| 17 | 22:00~22:59 | 0 | |
| 18 | 23:00~23:59 | 0 | |
| 19 | 0:00~0:59 | 0 | |
| 20 | 1:00~1:59 | 0 | |
| 21 | 2:00~2:59 | 0 | |
| 22 | 3:00~3:59 | 0 | |
| 23 | 4:00~4:59 | 0 | |
| 24 | 5:00~5:59 | 0 | |
| Sysmiss | | 2000 | |
| Warning: these figures indicate the number of cases found in the data file. They cannot be interpreted as summary statistics of the population of interest. | | | |
| # q3d.20: Q3d.20.請問您平日使用此台電腦上網的時段為何?(複選題)-1:00~1:59 | | | |
| Information | | [Type= discrete] [Format=numeric] [Range= 1-24] [Missing=*] | |
| Statistics [NW/ W] | | [Valid=0 /-] [Invalid=2000 /-] | |
| Value | Label | Cases | Percentage |
| 1 | 6:00~6:59 | 0 | |
| 2 | 7:00~7:59 | 0 | |
| 3 | 8:00~8:59 | 0 | |
| 4 | 9:00~9:59 | 0 | |
| 5 | 10:00~10:59 | 0 | |
| 6 | 11:00~11:59 | 0 | |
| 7 | 12:00~12:59 | 0 | |
| 8 | 13:00~13:59 | 0 | |
| 9 | 14:00~14:59 | 0 | |
| 10 | 15:00~15:59 | 0 | |
| 11 | 16:00~16:59 | 0 | |
| 12 | 17:00~17:59 | 0 | |

q3d.20: Q3d.20.請問您平日使用此台電腦上網的時段為何?(複選題)-1:00~1:59

| Value | Label | Cases | Percentage |
|---------|-------------|-------|------------|
| 13 | 18:00~18:59 | 0 | |
| 14 | 19:00~19:59 | 0 | |
| 15 | 20:00~20:59 | 0 | |
| 16 | 21:00~21:59 | 0 | |
| 17 | 22:00~22:59 | 0 | |
| 18 | 23:00~23:59 | 0 | |
| 19 | 0:00~0:59 | 0 | |
| 20 | 1:00~1:59 | 0 | |
| 21 | 2:00~2:59 | 0 | |
| 22 | 3:00~3:59 | 0 | |
| 23 | 4:00~4:59 | 0 | |
| 24 | 5:00~5:59 | 0 | |
| Sysmiss | | 2000 | |

Warning: these figures indicate the number of cases found in the data file. They cannot be interpreted as summary statistics of the population of interest.

q3d.21: Q3d.21.請問您平日使用此台電腦上網的時段為何?(複選題)-2:00~2:59

| | |
|--------------------|---|
| Information | [Type= discrete] [Format=numeric] [Range= 1-24] [Missing=*] |
| Statistics [NW/ W] | [Valid=0 /-] [Invalid=2000 /-] |

| Value | Label | Cases | Percentage |
|---------|-------------|-------|------------|
| 1 | 6:00~6:59 | 0 | |
| 2 | 7:00~7:59 | 0 | |
| 3 | 8:00~8:59 | 0 | |
| 4 | 9:00~9:59 | 0 | |
| 5 | 10:00~10:59 | 0 | |
| 6 | 11:00~11:59 | 0 | |
| 7 | 12:00~12:59 | 0 | |
| 8 | 13:00~13:59 | 0 | |
| 9 | 14:00~14:59 | 0 | |
| 10 | 15:00~15:59 | 0 | |
| 11 | 16:00~16:59 | 0 | |
| 12 | 17:00~17:59 | 0 | |
| 13 | 18:00~18:59 | 0 | |
| 14 | 19:00~19:59 | 0 | |
| 15 | 20:00~20:59 | 0 | |
| 16 | 21:00~21:59 | 0 | |
| 17 | 22:00~22:59 | 0 | |
| 18 | 23:00~23:59 | 0 | |
| 19 | 0:00~0:59 | 0 | |
| 20 | 1:00~1:59 | 0 | |
| 21 | 2:00~2:59 | 0 | |
| 22 | 3:00~3:59 | 0 | |
| 23 | 4:00~4:59 | 0 | |
| 24 | 5:00~5:59 | 0 | |
| Sysmiss | | 2000 | |

Warning: these figures indicate the number of cases found in the data file. They cannot be interpreted as summary statistics of the population of interest.

| # q3d.22: Q3d.22.請問您平日使用此台電腦上網的時段為何?(複選題)-3:00~3:59 | | | |
|---|-------------|---|------------|
| Information | | [Type= discrete] [Format=numeric] [Range= 1-24] [Missing=*] | |
| Statistics [NW/ W] | | [Valid=0 /-] [Invalid=2000 /-] | |
| Value | Label | Cases | Percentage |
| 1 | 6:00~6:59 | 0 | |
| 2 | 7:00~7:59 | 0 | |
| 3 | 8:00~8:59 | 0 | |
| 4 | 9:00~9:59 | 0 | |
| 5 | 10:00~10:59 | 0 | |
| 6 | 11:00~11:59 | 0 | |
| 7 | 12:00~12:59 | 0 | |
| 8 | 13:00~13:59 | 0 | |
| 9 | 14:00~14:59 | 0 | |
| 10 | 15:00~15:59 | 0 | |
| 11 | 16:00~16:59 | 0 | |
| 12 | 17:00~17:59 | 0 | |
| 13 | 18:00~18:59 | 0 | |
| 14 | 19:00~19:59 | 0 | |
| 15 | 20:00~20:59 | 0 | |
| 16 | 21:00~21:59 | 0 | |
| 17 | 22:00~22:59 | 0 | |
| 18 | 23:00~23:59 | 0 | |
| 19 | 0:00~0:59 | 0 | |
| 20 | 1:00~1:59 | 0 | |
| 21 | 2:00~2:59 | 0 | |
| 22 | 3:00~3:59 | 0 | |
| 23 | 4:00~4:59 | 0 | |
| 24 | 5:00~5:59 | 0 | |
| Sysmiss | | 2000 | |
| Warning: these figures indicate the number of cases found in the data file. They cannot be interpreted as summary statistics of the population of interest. | | | |
| # q3d.23: Q3d.23.請問您平日使用此台電腦上網的時段為何?(複選題)-4:00~4:59 | | | |
| Information | | [Type= discrete] [Format=numeric] [Range= 1-24] [Missing=*] | |
| Statistics [NW/ W] | | [Valid=0 /-] [Invalid=2000 /-] | |
| Value | Label | Cases | Percentage |
| 1 | 6:00~6:59 | 0 | |
| 2 | 7:00~7:59 | 0 | |
| 3 | 8:00~8:59 | 0 | |
| 4 | 9:00~9:59 | 0 | |
| 5 | 10:00~10:59 | 0 | |
| 6 | 11:00~11:59 | 0 | |
| 7 | 12:00~12:59 | 0 | |
| 8 | 13:00~13:59 | 0 | |
| 9 | 14:00~14:59 | 0 | |
| 10 | 15:00~15:59 | 0 | |
| 11 | 16:00~16:59 | 0 | |
| 12 | 17:00~17:59 | 0 | |

q3d.23: Q3d.23.請問您平日使用此台電腦上網的時段為何?(複選題)- 4:00~4:59

| Value | Label | Cases | Percentage |
|---------|-------------|-------|------------|
| 13 | 18:00~18:59 | 0 | |
| 14 | 19:00~19:59 | 0 | |
| 15 | 20:00~20:59 | 0 | |
| 16 | 21:00~21:59 | 0 | |
| 17 | 22:00~22:59 | 0 | |
| 18 | 23:00~23:59 | 0 | |
| 19 | 0:00~0:59 | 0 | |
| 20 | 1:00~1:59 | 0 | |
| 21 | 2:00~2:59 | 0 | |
| 22 | 3:00~3:59 | 0 | |
| 23 | 4:00~4:59 | 0 | |
| 24 | 5:00~5:59 | 0 | |
| Sysmiss | | 2000 | |

Warning: these figures indicate the number of cases found in the data file. They cannot be interpreted as summary statistics of the population of interest.

q3d.24: Q3d.24.請問您平日使用此台電腦上網的時段為何?(複選題)- 5:00~5:59

| | |
|--------------------|---|
| Information | [Type= discrete] [Format=numeric] [Range= 1-24] [Missing=*] |
| Statistics [NW/ W] | [Valid=0 /-] [Invalid=2000 /-] |

| Value | Label | Cases | Percentage |
|---------|-------------|-------|------------|
| 1 | 6:00~6:59 | 0 | |
| 2 | 7:00~7:59 | 0 | |
| 3 | 8:00~8:59 | 0 | |
| 4 | 9:00~9:59 | 0 | |
| 5 | 10:00~10:59 | 0 | |
| 6 | 11:00~11:59 | 0 | |
| 7 | 12:00~12:59 | 0 | |
| 8 | 13:00~13:59 | 0 | |
| 9 | 14:00~14:59 | 0 | |
| 10 | 15:00~15:59 | 0 | |
| 11 | 16:00~16:59 | 0 | |
| 12 | 17:00~17:59 | 0 | |
| 13 | 18:00~18:59 | 0 | |
| 14 | 19:00~19:59 | 0 | |
| 15 | 20:00~20:59 | 0 | |
| 16 | 21:00~21:59 | 0 | |
| 17 | 22:00~22:59 | 0 | |
| 18 | 23:00~23:59 | 0 | |
| 19 | 0:00~0:59 | 0 | |
| 20 | 1:00~1:59 | 0 | |
| 21 | 2:00~2:59 | 0 | |
| 22 | 3:00~3:59 | 0 | |
| 23 | 4:00~4:59 | 0 | |
| 24 | 5:00~5:59 | 0 | |
| Sysmiss | | 2000 | |

Warning: these figures indicate the number of cases found in the data file. They cannot be interpreted as summary statistics of the population of interest.

| # q4: Q4.1. 若訪員無法在現場安裝或受試者已直接拒絕，請依實際狀況選擇適切的狀態輸入平板電腦中。-隱私問題 | | | |
|---|------------------------|---|------------|
| Information | | [Type= discrete] [Format=numeric] [Range= 1-88] [Missing=*] | |
| Statistics [NW/ W] | | [Valid=946 /-] [Invalid=1054 /-] | |
| Value | Label | Cases | Percentage |
| 1 | 隱私問題 | 946 | 100.0% |
| 2 | 公司資訊問題 | 0 | |
| 3 | 軟體安全性 | 0 | |
| 4 | 電腦與其他人共用,目前無法聯繫共用者詢問意願 | 0 | |
| 5 | 共用者不同意 | 0 | |
| 6 | 電腦是公司給予,須詢問公司意見 | 0 | |
| 7 | 需要時間考慮 | 0 | |
| 88 | 其他 | 0 | |
| Sysmiss | | 1054 | |
| Warning: these figures indicate the number of cases found in the data file. They cannot be interpreted as summary statistics of the population of interest. | | | |
| # q4.2: Q4.2. 若訪員無法在現場安裝或受試者已直接拒絕，請依實際狀況選擇適切的狀態輸入平板電腦中。-公司資訊問題 | | | |
| Information | | [Type= discrete] [Format=numeric] [Range= 1-88] [Missing=*] | |
| Statistics [NW/ W] | | [Valid=128 /-] [Invalid=1872 /-] | |
| Value | Label | Cases | Percentage |
| 1 | 隱私問題 | 0 | |
| 2 | 公司資訊問題 | 128 | 100.0% |
| 3 | 軟體安全性 | 0 | |
| 4 | 電腦與其他人共用,目前無法聯繫共用者詢問意願 | 0 | |
| 5 | 共用者不同意 | 0 | |
| 6 | 電腦是公司給予,須詢問公司意見 | 0 | |
| 7 | 需要時間考慮 | 0 | |
| 88 | 其他 | 0 | |
| Sysmiss | | 1872 | |
| Warning: these figures indicate the number of cases found in the data file. They cannot be interpreted as summary statistics of the population of interest. | | | |
| # q4.3: Q4.3. 若訪員無法在現場安裝或受試者已直接拒絕，請依實際狀況選擇適切的狀態輸入平板電腦中。-軟體安全性 | | | |
| Information | | [Type= discrete] [Format=numeric] [Range= 1-88] [Missing=*] | |
| Statistics [NW/ W] | | [Valid=230 /-] [Invalid=1770 /-] | |
| Value | Label | Cases | Percentage |
| 1 | 隱私問題 | 0 | |
| 2 | 公司資訊問題 | 0 | |
| 3 | 軟體安全性 | 230 | 100.0% |
| 4 | 電腦與其他人共用,目前無法聯繫共用者詢問意願 | 0 | |
| 5 | 共用者不同意 | 0 | |
| 6 | 電腦是公司給予,須詢問公司意見 | 0 | |
| 7 | 需要時間考慮 | 0 | |
| 88 | 其他 | 0 | |
| Sysmiss | | 1770 | |
| Warning: these figures indicate the number of cases found in the data file. They cannot be interpreted as summary statistics of the population of interest. | | | |

q4.4: Q4.4.若訪員無法在現場安裝或受試者已直接拒絕，請依實際狀況選擇適切的狀態輸入平板電腦中。-電腦與其他人共用，目前無法聯繫共用者詢問意願

| | |
|---------------------------|---|
| Information | [Type= discrete] [Format=numeric] [Range= 1-88] [Missing=*] |
| Statistics [NW/ W] | [Valid=107 /-] [Invalid=1893 /-] |

| Value | Label | Cases | Percentage |
|---------|------------------------|-------|------------|
| 1 | 隱私問題 | 0 | |
| 2 | 公司資訊問題 | 0 | |
| 3 | 軟體安全性 | 0 | |
| 4 | 電腦與其他人共用,目前無法聯繫共用者詢問意願 | 107 | 100.0% |
| 5 | 共用者不同意 | 0 | |
| 6 | 電腦是公司給予,須詢問公司意見 | 0 | |
| 7 | 需要時間考慮 | 0 | |
| 88 | 其他 | 0 | |
| Sysmiss | | 1893 | |

Warning: these figures indicate the number of cases found in the data file. They cannot be interpreted as summary statistics of the population of interest.

q4.5: Q4.5.若訪員無法在現場安裝或受試者已直接拒絕，請依實際狀況選擇適切的狀態輸入平板電腦中。-共用者不同意

| | |
|---------------------------|---|
| Information | [Type= discrete] [Format=numeric] [Range= 1-88] [Missing=*] |
| Statistics [NW/ W] | [Valid=33 /-] [Invalid=1967 /-] |

| Value | Label | Cases | Percentage |
|---------|------------------------|-------|------------|
| 1 | 隱私問題 | 0 | |
| 2 | 公司資訊問題 | 0 | |
| 3 | 軟體安全性 | 0 | |
| 4 | 電腦與其他人共用,目前無法聯繫共用者詢問意願 | 0 | |
| 5 | 共用者不同意 | 33 | 100.0% |
| 6 | 電腦是公司給予,須詢問公司意見 | 0 | |
| 7 | 需要時間考慮 | 0 | |
| 88 | 其他 | 0 | |
| Sysmiss | | 1967 | |

Warning: these figures indicate the number of cases found in the data file. They cannot be interpreted as summary statistics of the population of interest.

q4.6: Q4.6.若訪員無法在現場安裝或受試者已直接拒絕，請依實際狀況選擇適切的狀態輸入平板電腦中。-電腦是公司給予,須詢問公司意見

| | |
|---------------------------|---|
| Information | [Type= discrete] [Format=numeric] [Range= 1-88] [Missing=*] |
| Statistics [NW/ W] | [Valid=91 /-] [Invalid=1909 /-] |

| Value | Label | Cases | Percentage |
|---------|------------------------|-------|------------|
| 1 | 隱私問題 | 0 | |
| 2 | 公司資訊問題 | 0 | |
| 3 | 軟體安全性 | 0 | |
| 4 | 電腦與其他人共用,目前無法聯繫共用者詢問意願 | 0 | |
| 5 | 共用者不同意 | 0 | |
| 6 | 電腦是公司給予,須詢問公司意見 | 91 | 100.0% |
| 7 | 需要時間考慮 | 0 | |
| 88 | 其他 | 0 | |
| Sysmiss | | 1909 | |

Warning: these figures indicate the number of cases found in the data file. They cannot be interpreted as summary statistics of the population of interest.

q4.7: Q4.7.若訪員無法在現場安裝或受試者已直接拒絕，請依實際狀況選擇適切的狀態輸入平板電腦中。-需要時間考慮&其他














| | |
|---------------------------|---|
| Information | [Type= discrete] [Format=numeric] [Range= 1-88] [Missing=*] |
| Statistics [NW/ W] | [Valid=19 /-] [Invalid=1981 /-] |

| Value | Label | Cases | Percentage |
|---------|------------------------|-------|---|
| 1 | 隱私問題 | 0 | |
| 2 | 公司資訊問題 | 0 | |
| 3 | 軟體安全性 | 0 | |
| 4 | 電腦與其他人共用,目前無法聯繫共用者詢問意願 | 0 | |
| 5 | 共用者不同意 | 0 | |
| 6 | 電腦是公司給予, 須詢問公司意見 | 0 | |
| 7 | 需要時間考慮 | 1 |  5.3% |
| 88 | 其他 | 18 |  94.7% |
| Sysmiss | | 1981 | |

Warning: these figures indicate the number of cases found in the data file. They cannot be interpreted as summary statistics of the population of interest.

q4_other: Q4.other.若訪員無法在現場安裝或受試者已直接拒絕，請依實際狀況選擇適切的狀態輸入平板電腦中。其它—

| | |
|---------------------------|---|
| Information | [Type= discrete] [Format=character] [Missing=*] |
| Statistics [NW/ W] | [Valid=18 /-] [Invalid=0 /-] |

| Value | Label | Cases | Percentage |
|------------------------|-------|-------|---|
| 估記憶體 | | 1 |  5.6% |
| 使用公司電腦 規定不行安裝 | | 1 |  5.6% |
| 公司不允許 | | 1 |  5.6% |
| 公司電腦不允許 | | 1 |  5.6% |
| 公司電腦不允許 安裝 | | 1 |  5.6% |
| 公職人員 | | 1 |  5.6% |
| 共用者不同意 | | 4 |  22.2% |
| 受訪者反反覆覆 | | 1 |  5.6% |
| 姐姐不同意 | | 1 |  5.6% |
| 未回答 | | 3 |  16.7% |
| 用公司訂電腦 規定不能自行 安裝 | | 1 |  5.6% |
| 自己的職業不 適合安裝(警察) | | 1 |  5.6% |
| 顯示卡壞掉近 半年不考慮維修 | | 1 |  5.6% |

Warning: these figures indicate the number of cases found in the data file. They cannot be interpreted as summary statistics of the population of interest.