

台灣 (Taiwan, ROC)

鍾國彪, 中山大學行銷傳播管理研究所教授

探討癌症診療品質認證、組織整體績效與癌症病人經驗間之關係

Study Documentation

January 7, 2020

Metadata Production

Metadata Producer(s)	學術調查研究資料庫(Survey Research Data Archive) (SRDA) , 中央研究院人社中心調查研究 專題中心 , DDI文件製作
Production Date	January 16, 2019
Version	2.0版, 參考IHSN Nesstar Template修改
Identification	E10270

Table of Contents

Overview.....	4
Scope & Coverage.....	4
Producers & Sponsors.....	4
Sampling.....	5
Data Collection.....	5
Data Processing & Appraisal.....	5
Accessibility.....	5
Files Description.....	6
data.....	6
Variables Group(s).....	7
確診前就醫情形.....	7
診斷檢查.....	7
確診方式.....	7
決定最佳治療方式.....	7
個案管理師.....	8
癌症相關支持.....	8
手術狀況.....	9
與醫師互動.....	9
與病房護理人員.....	9
醫院照護和治療.....	9
居家照護與支持.....	10
醫院的日間/門診照護.....	10
醫師的門診遇約掛號.....	10
轉診/家庭醫師照護.....	11
總體性照護.....	11
個人資料.....	11
Variables Description.....	13
data.....	14

探討癌症診療品質認證、組織整體績效與癌症病人經驗間之關係

Exploring the Relationship Among Accreditation, Organizational Performance in Cancer Center and Cancer Patient Experience

Overview	
Identification	E10270
Version	Production Date: 2021-08-01 1
<p>Abstract</p> <p>本研究呼應世界各國醫療照護品質發展趨勢，強調以病人為中心的照護，重視病人參與之權利，並參照英國的病人就醫經驗調查，由癌症病人觀點出發，藉由調查臺灣癌症病人親身經驗，了解全國癌症病人對癌症照護品質的感受及看法，以做為各癌症照護機構品質提昇之依據，以及未來評估癌症醫療政策或改進措施成效之參考。</p> <p>本研究採混合型研究設計，第一年度，先以文獻探討評鑑認證對於組織醫療品質影響的並嘗試以健保加值資料探究癌症診療品質認證計畫對於健康照護組織醫療品質與整體績效帶來之預期與非預期效應。第二、三年度，與十九家認證或非認證的醫院合作，也經由與癌症希望協會以及乳癌病友協會的合作發放問卷，了解病人的癌症就醫經驗，以此探討目前以病人為中心的癌症照護品質現況。</p> <p>最終，從19家醫院共回收646份有效問卷，而在兩個病友協會方面回收 364 份有效問卷，有效樣本數共計1010筆。整體照護評價而言，約 73%的受訪者表示他們都有接受到良好的照護，25%認為尚可，顯示出當前的癌症醫療照護品質是相當不錯的。在控制其他變項後，癌症病人就醫經驗八大構面皆與癌症病人對就診醫院的整體照護評價呈顯著正相關，表示癌症病人的就醫經驗愈佳，其對醫院的整體照護評價就會愈高。</p>	
Kind of Data	抽查
Unit of Analysis	個人

Scope & Coverage	
Time Period(s)	2015-2016
Countries	台灣 (Taiwan, ROC)
<p>Geographic Coverage</p> <p>台灣</p>	
<p>Universe</p> <p>研究對象納入條件為同時符合下列四項標準者：</p> <ol style="list-style-type: none"> 1.經醫師診斷為乳癌、大腸直腸癌、子宮頸癌、肺癌、肝癌、口腔癌，且有接受積極治療的病人(非僅接受門診處置的病人)。 2.年齡在20歲以上的病人。 3.同意參與研究並能閱讀中文且填答問卷者，且無認知困難的病人。 4.非住院中病人 	

Producers & Sponsors	
Primary Investigator(s)	鍾國彪，中山大學行銷傳播管理研究所教授
Other Producer(s)	國立臺灣大學公共衛生學院健康政策與管理研究所
Funding Agency/ies	科技部
Other Acknowledgment(s)	

Sampling

Sampling Procedure

採立意抽樣，最後全國共計有 19 間提供癌症照護的醫院與本研究進行合作，其中包含醫學中心7 間(北部3間、中部3間、南部0間、東部1 間)，區域醫院 11 間(北部6間、中部4 間、南部1 間、東部0間)，以及地區醫院 1 間(北部1 間)。

另外，分別與癌症希望基金會(HOPE)合作，以癌症希望基金會內部志工進行問卷的施測與回收。另一方面，則與社團法人中華民國乳癌病友協會合作，將問卷透過乳癌病友協會的網絡，將問卷交給乳癌病友。

Data Collection

Data Collection Dates	start 2015-03-18 end 2016-06-30
------------------------------	------------------------------------

Time Period(s)	start 2013-08-01 end 2016-07-31
-----------------------	------------------------------------

Data Collection Mode	留卷自填問卷
-----------------------------	--------

Data Processing & Appraisal

Data Editing

中央研究院人文社會科學研究中心調查研究專題中心所進行的資料整理方式，為不合理值檢核。

Other Processing

醫院部分，由個案管理師或訪員，於門診協助發放問卷給六大癌症病患，請病患帶回家填寫。另外，以癌症希望基金會內部志工進行問卷的施測與回收，以及透過乳癌病友協會的網絡，將問卷交給乳癌病友。

Accessibility

Contact(s)	學術調查研究資料庫(Survey Research Data Archive) (中央研究院人社中心調查研究專題中心), https://srda.sinica.edu.tw , srda@gate.sinica.edu.tw
-------------------	---

Distributor(s)	學術調查研究資料庫(Survey Research Data Archive)
-----------------------	---

Depositor(s)	國立臺灣大學公共衛生學院健康政策與管理研究所
---------------------	------------------------

Access Conditions

標準版(一般會員、院內會員直接下載)

Files Description

Dataset contains 1 file(s)

data	
# Cases	1010
# Variable(s)	84

Variables Group(s)

Dataset contains 16 group(s)

Group 確診前就醫情形							
#	Name	Label	Type	Format	Valid	Invalid	Question
1	q1	1.癌症確診前,曾因擔心是癌症所引起,而去看診的次數(包含醫院及基層診所)	discrete	numeric-1.0	590	420	-
2	q2	2.從察覺自己身體有狀況到您第一次至醫院看診大約為多長時間?	discrete	numeric-1.0	895	115	-

Group 診斷檢查							
#	Name	Label	Type	Format	Valid	Invalid	Question
1	q3	3.過去的12個月中,有到醫院做過癌症診斷性檢查?(如:內視鏡、切片、乳房超音波攝影或者掃描)	discrete	numeric-1.0	1004	6	-
2	q4	4.進行檢查前,醫療團隊是否說明此項檢查的目的?	discrete	numeric-1.0	720	290	-
3	q5	5.進行檢查前,醫療團隊是否向您說明檢查的程序?	discrete	numeric-1.0	725	285	-
4	q6	6.進行檢查前,是否拿到關於檢查的書面資料?	discrete	numeric-1.0	665	345	-
5	q7	7.醫療團隊說明檢查報告結果的方式容易理解?	discrete	numeric-1.0	749	261	-

Group 確診方式							
#	Name	Label	Type	Format	Valid	Invalid	Question
1	q8	8.第一位告知您罹癌的人是?	discrete	numeric-1.0	992	18	-
2	diagnosis_h	8-1.確診醫院是否為癌症診療品質認證醫院?	discrete	numeric-1.0	875	135	-
3	q9	9.被告知確診癌症時,有通知您可與家人或朋友陪同您前來?	discrete	numeric-1.0	972	38	-
4	q10	10.對於確診癌症的告知方式,您的感受如何?	discrete	numeric-1.0	1007	3	-
5	q11	11.當醫療團隊向您說明病情時容易了解?	discrete	numeric-1.0	989	21	-
6	q12	12.當您被告知罹癌時,有拿到您癌症相關的書面資料?	discrete	numeric-1.0	932	78	-

Group 決定最佳治療方式							
#	Name	Label	Type	Format	Valid	Invalid	Question
1	q13	13.治療開始前,醫療團隊有沒有提供治療方式上的選擇?	discrete	numeric-1.0	826	184	-

#	Name	Label	Type	Format	Valid	Invalid	Question
2	q14	14.您認為醫療團隊決定您的治療方式時,有將您的意見納入考量嗎?	discrete	numeric-1.0	771	239	-
3	q15	15.治療過程可能發生的副作用,醫療團隊以您可以理解的方式向您說明?	discrete	numeric-1.0	982	28	-
4	q16	16.治療開始前,有獲得副作用的書面說明?	discrete	numeric-1.0	954	56	-
5	q17	17.治療開始前,醫療團隊向您說明治療對未來可能造成的影響?	discrete	numeric-1.0	978	32	-
6	q18	18.是否如您所期望的程度,參與治療方式的決定?	discrete	numeric-1.0	927	83	-
7	q19	19.請問從確診到開始治療的等候時間多長?	discrete	numeric-1.0	932	78	-

Group 個案管理師

#	Name	Label	Type	Format	Valid	Invalid	Question
1	q20	20.是否有特定的一位個案管理師負責您的癌症照護?	discrete	numeric-1.0	942	68	-
2	q21	21.與個案管理師聯絡是否容易?	discrete	numeric-1.0	699	311	-
3	q22	22.最近一次您與個案管理師的對話,他/她是否悉心聆聽?	discrete	numeric-1.0	775	235	-
4	q23	23.您有重要的問題與個案管理師聯絡時,有多少問題能獲得解答?	discrete	numeric-1.0	695	315	-

Group 癌症相關支持

#	Name	Label	Type	Format	Valid	Invalid	Question
1	q24	24.醫療團隊提供癌症相關的支持團體或病友會的資訊?	discrete	numeric-1.0	847	163	-
2	q25	25.醫療團隊與您討論或提供資訊,癌症對您的工作或求學可能產生的影響?	discrete	numeric-1.0	782	228	-
3	q26	26.醫療團隊有提供給您,財務援助或其他可申請補助的資訊?	discrete	numeric-1.0	755	255	-
4	q27	27.醫療團隊有告訴您,持重大傷病證明卡,在其有效期限內,就醫可免部分負擔?	discrete	numeric-1.0	968	42	-
5	q28	28.是否曾在醫院,收到癌症相關研究的訊息?(如:手冊、海報或公佈欄)	discrete	numeric-1.0	1003	7	-
6	q29	29.確診之後,有被醫療團隊詢問過加入癌症研究的意願嗎?	discrete	numeric-1.0	904	106	-
7	q30	30.曾加入癌症研究?	discrete	numeric-1.0	521	489	-

Group 手術狀況							
#	Name	Label	Type	Format	Valid	Invalid	Question
1	q31	31.過去12個月當中,有在醫院接受過腫瘤切除手術?	discrete	numeric-1.0	1000	10	-
2	q32	32.在接受治療前,醫療團隊有向您說明手術將如何進行?	discrete	numeric-1.0	619	391	-
3	q33	33.在接受手術前,有拿到手術的書面說明?	discrete	numeric-1.0	585	425	-
4	q34	34.手術結束之後,醫療團隊有向您說明手術執行的狀況?	discrete	numeric-1.0	617	393	-

Group 與醫師互動							
#	Name	Label	Type	Format	Valid	Invalid	Question
1	q35	35.過去12個月當中,曾經接受過癌症相關手術或住院?	discrete	numeric-1.0	996	14	-
2	care_h	35-1.過去12個月中,接受癌症相關手術或住院的醫院是否為癌症診療品質認證醫院?	discrete	numeric-1.0	481	529	-
3	q36	36.您有重要的問題向醫師詢問,您獲得解答的頻率為?	discrete	numeric-1.0	703	307	-
4	q37	37.對於照護您的醫師(們)的信賴程度?	discrete	numeric-1.0	733	277	-
5	q38	38.照護您的醫師在與您說話時,曾無視於您的存在?	discrete	numeric-1.0	732	278	-
6	q39	39.您的親友想與醫師談話時,有談話機會?	discrete	numeric-1.0	703	307	-

Group 與病房護理人員							
#	Name	Label	Type	Format	Valid	Invalid	Question
1	q40	40.有重要的問題向病房護理人員詢問時,您獲得解答的頻率為?	discrete	numeric-1.0	718	292	-
2	q41	41.對於照護您的病房護理人員(們)的信賴程度?	discrete	numeric-1.0	738	272	-
3	q42	42.病房護理人員在跟您說話的時候,曾無視於您的存在?	discrete	numeric-1.0	736	274	-
4	q43	43.您覺得醫院內值班的護理人員足以向您提供照護?	discrete	numeric-1.0	734	276	-

Group 醫院照護和治療							
#	Name	Label	Type	Format	Valid	Invalid	Question
1	q44	44.您覺得醫療團隊會對您隱瞞某些您想要知道的事?	discrete	numeric-1.0	734	276	-

#	Name	Label	Type	Format	Valid	Invalid	Question
2	q45	45.發生過不同的醫療團隊成員,對您的病情或治療方式說法不一致?	discrete	numeric-1.0	733	277	-
3	q46	46.在討論您的病情或治療方式時,醫療團隊有尊重您的隱私?	discrete	numeric-1.0	732	278	-
4	q47	47.在進行檢查或治療時,醫療團隊有尊重您的隱私?	discrete	numeric-1.0	734	276	-
5	q48	48.當您至醫院就診時,能夠與醫療團隊成員討論您擔憂或害怕的事情?	discrete	numeric-1.0	661	349	-
6	q49	49.您認為醫療團隊盡全力幫助您控制疼痛?	discrete	numeric-1.0	659	351	-
7	q50	50.醫療團隊是以尊重您的態度進行治療?	discrete	numeric-1.0	740	270	-
8	q51	51.您有得到清楚的資訊,告知出院以後該做什麼、不該做甚麼?	discrete	numeric-1.0	709	301	-
9	q52	52.醫療團隊有告知您,您出院後若對病情或治療感到擔心時可以聯繫誰?	discrete	numeric-1.0	700	310	-

Group 居家照護與支持

#	Name	Label	Type	Format	Valid	Invalid	Question
1	q53	53.醫療團隊有提供您的親友或照顧者,您所需的居家照護的相關資訊?	discrete	numeric-1.0	683	327	-
2	q54	54.離院後,有從健康與社會服務系統,獲得足夠的照護和幫助?	discrete	numeric-1.0	532	478	-

Group 醫院的日間/門診照護

#	Name	Label	Type	Format	Valid	Invalid	Question
1	q55	55.醫療團隊盡全力在控制放射線治療的副作用?	discrete	numeric-1.0	665	345	-
2	q56	56.醫療團隊盡全力在控制化學治療的副作用?	discrete	numeric-1.0	797	213	-
3	q57	57.在門診或是日間照護時,醫療團隊盡全力控制您的疼痛?	discrete	numeric-1.0	789	221	-
4	q58	58.接受門診或日間照護時,醫療團隊提供足夠的情緒支持?	discrete	numeric-1.0	876	134	-

Group 醫師的門診遇約掛號

#	Name	Label	Type	Format	Valid	Invalid	Question
1	q59	59.在過去12個月當中,您有在醫院的癌症專科醫師門診預約掛號?	discrete	numeric-1.0	994	16	-
2	q60	60.最近一次到癌症專科醫師的預約門診看診時,醫	discrete	numeric-1.0	799	211	-

#	Name	Label	Type	Format	Valid	Invalid	Question
		院備好齊全的文件?(如:病歷、X光報告、檢查報告等)					

Group 轉診/家庭醫師照護

#	Name	Label	Type	Format	Valid	Invalid	Question
1	q61	61.到目前為止,您的轉診/家庭醫師對您的病情以及所曾接受的照護是否清楚了解?	discrete	numeric-1.0	395	615	-
2	q62	62.當您接受癌症治療時,您認為您的轉診/家庭醫師,盡他們所能的提供支持?	discrete	numeric-1.0	416	594	-

Group 總體性照護

#	Name	Label	Type	Format	Valid	Invalid	Question
1	q63	63.癌症多專科團隊(醫院醫師、醫院護理人員、個案管理師等)通力合作,提供給您最好的照護?	discrete	numeric-1.0	933	77	-
2	q64	64.您有接受過以下醫療照護人員,所提供的癌症照護?(可複選)	discrete	character-9	1000	0	-
3	q65	65.您認為您所獲得的癌症治療資訊足夠?	discrete	numeric-1.0	998	12	-
4	q66	66.您知道您的癌症評估與治療計畫?	discrete	numeric-1.0	720	290	-
5	q67	67.您覺得您的醫療團隊只是在「治病」而不是在「治人」?	discrete	numeric-1.0	983	27	-
6	q68	68.整體來說,對您接受到的照護評分?	discrete	numeric-1.0	997	13	-

Group 個人資料

#	Name	Label	Type	Format	Valid	Invalid	Question
1	b_year	69.出生年份(西元年)	continuous	numeric-4.0	990	20	-
2	sex	70.性別	discrete	numeric-1.0	1008	2	-
3	race	71.您是哪裡人	discrete	numeric-1.0	1007	3	-
4	live	72.居住情形	discrete	numeric-1.0	1000	10	-
5	job	73.主要工作狀態	discrete	numeric-1.0	1000	10	-
6	l_cond	74.長期性症狀數目	discrete	numeric-1.0	1000	10	-
7	como	75.過去的3年內,接受過治療的病症數	discrete	numeric-1.0	1000	10	-
8	c_year	76.初次確診癌症的時間(西元年、月)	continuous	numeric-6.0	957	53	-
9	c_type	77.初次診斷的癌症別	discrete	numeric-1.0	1007	3	-
10	stage	78.初次診斷癌症的期別	discrete	numeric-1.0	910	100	-

#	Name	Label	Type	Format	Valid	Invalid	Question
11	c_long	79.此次癌症的第一次治療到現在已經多久	discrete	numeric-1.0	993	17	-
12	first	80.此次是否為病人初次的癌症治療	discrete	numeric-1.0	988	22	-
13	treato	81.病人目前的癌症在治療後的反應	discrete	numeric-1.0	990	20	-
14	future	82.研究者能否在未來向病人寄出, 關心您健康狀態的問卷	discrete	numeric-1.0	975	35	-

Variables Description

Dataset contains 84 variable(s)

File : data			
# q1: 1.癌症確診前,曾因擔心是癌症所引起,而去看診的次數(包含醫院及基層診所)			
Information	[Type= discrete] [Format=numeric] [Range= 0-1] [Missing=*]		
Statistics [NW/ W]	[Valid=590 /-] [Invalid=420 /-]		
Value	Label	Cases	Percentage
0	「看診3、4次」或「看診5次以上」	252	42.7%
1	「看診1次」或「看診2次」	338	57.3%
Sysmiss		420	
Warning: these figures indicate the number of cases found in the data file. They cannot be interpreted as summary statistics of the population of interest.			
# q2: 2.從察覺自己身體有狀況到您第一次至醫院看診大約為多長時間?			
Information	[Type= discrete] [Format=numeric] [Range= 0-1] [Missing=*]		
Statistics [NW/ W]	[Valid=895 /-] [Invalid=115 /-]		
Value	Label	Cases	Percentage
0	「3-6個月」或「6-12個月」以及「12個月以上」	320	35.8%
1	「3個月以內」	575	64.2%
Sysmiss		115	
Warning: these figures indicate the number of cases found in the data file. They cannot be interpreted as summary statistics of the population of interest.			
# q3: 3.過去的12個月中,有到醫院做過癌症診斷性檢查?(如:內視鏡、切片、乳房超音波攝影或者掃描)			
Information	[Type= discrete] [Format=numeric] [Range= 0-1] [Missing=*]		
Statistics [NW/ W]	[Valid=1004 /-] [Invalid=6 /-]		
Value	Label	Cases	Percentage
0	沒有	345	34.4%
1	有	659	65.6%
Sysmiss		6	
Warning: these figures indicate the number of cases found in the data file. They cannot be interpreted as summary statistics of the population of interest.			
# q4: 4.進行檢查前,醫療團隊是否說明此項檢查的目的?			
Information	[Type= discrete] [Format=numeric] [Range= 0-1] [Missing=*]		
Statistics [NW/ W]	[Valid=720 /-] [Invalid=290 /-]		
Value	Label	Cases	Percentage
0	「是的,有做部分的說明」或「沒有,但是我希望能有說明」	223	31.0%
1	「是的,很完整的說明」	497	69.0%
Sysmiss		290	
Warning: these figures indicate the number of cases found in the data file. They cannot be interpreted as summary statistics of the population of interest.			
# q5: 5.進行檢查前,醫療團隊是否向您說明檢查的程序?			
Information	[Type= discrete] [Format=numeric] [Range= 0-1] [Missing=*]		
Statistics [NW/ W]	[Valid=725 /-] [Invalid=285 /-]		
Value	Label	Cases	Percentage
0	「是的,有向我做部分的說明」或「沒有,但是我希望能有說明」	250	34.5%
1	「是的,很完整地向我說明」	475	65.5%
Sysmiss		285	
Warning: these figures indicate the number of cases found in the data file. They cannot be interpreted as summary statistics of the population of interest.			

File : data			
# q6: 6.進行檢查前,是否拿到關於檢查的書面資料?			
Information	[Type= discrete] [Format=numeric] [Range= 0-1] [Missing=*]		
Statistics [NW/ W]	[Valid=665 /-] [Invalid=345 /-]		
Value	Label	Cases	Percentage
0	「有,但是書面資料不易理」或「沒有,但是我想要書面資料」	186	<div><div></div></div> 28.0%
1	「有,書面資料很簡單明瞭」	479	<div><div></div></div> 72.0%
Sysmiss		345	
Warning: these figures indicate the number of cases found in the data file. They cannot be interpreted as summary statistics of the population of interest.			
# q7: 7.醫療團隊說明檢查報告結果的方式容易理解?			
Information	[Type= discrete] [Format=numeric] [Range= 0-1] [Missing=*]		
Statistics [NW/ W]	[Valid=749 /-] [Invalid=261 /-]		
Value	Label	Cases	Percentage
0	「是的,部分理解」或「沒有向我說明報告結果,但我希望有」	268	<div><div></div></div> 35.8%
1	「是的,完全理解」	481	<div><div></div></div> 64.2%
Sysmiss		261	
Warning: these figures indicate the number of cases found in the data file. They cannot be interpreted as summary statistics of the population of interest.			
# q8: 8.第一位告知您罹癌的人是?			
Information	[Type= discrete] [Format=numeric] [Range= 1-6] [Missing=*]		
Statistics [NW/ W]	[Valid=992 /-] [Invalid=18 /-]		
Value	Label	Cases	Percentage
1	醫院的醫師,在__醫院	906	<div><div></div></div> 91.3%
2	醫院的護理人員,在__醫院	15	<div><div></div></div> 1.5%
3	基層診所醫師/家庭醫師	37	<div><div></div></div> 3.7%
4	其他的醫療照護人員	8	<div><div></div></div> 0.8%
5	朋友或者親戚	13	<div><div></div></div> 1.3%
6	沒有人告訴我,我自己發現	13	<div><div></div></div> 1.3%
Sysmiss		18	
Warning: these figures indicate the number of cases found in the data file. They cannot be interpreted as summary statistics of the population of interest.			
# diagnosis_h: 8-1.確診醫院是否為癌症診療品質認證醫院?			
Information	[Type= discrete] [Format=numeric] [Range= 1-119] [Missing=*]		
Statistics [NW/ W]	[Valid=875 /-] [Invalid=135 /-]		
Value	Label	Cases	Percentage
1		11	<div><div></div></div> 1.3%
2		10	<div><div></div></div> 1.1%
3		18	<div><div></div></div> 2.1%
4		57	<div><div></div></div> 6.5%
5		31	<div><div></div></div> 3.5%
6		31	<div><div></div></div> 3.5%
7		16	<div><div></div></div> 1.8%
8		7	<div><div></div></div> 0.8%
9		1	<div><div></div></div> 0.1%
11		9	<div><div></div></div> 1.0%
12		50	<div><div></div></div> 5.7%

File : data

diagnosis_h: 8-1. 確診醫院是否為癌症診療品質認證醫院？

Value	Label	Cases	Percentage
13		85	9.7%
14		11	1.3%
15		19	2.2%
16		6	0.7%
18		4	0.5%
19		13	1.5%
20		4	0.5%
21		2	0.2%
22		49	5.6%
23		19	2.2%
24		2	0.2%
25		7	0.8%
26		17	1.9%
28		12	1.4%
29		5	0.6%
31		2	0.2%
33		12	1.4%
34		1	0.1%
35		14	1.6%
36		4	0.5%
37		2	0.2%
38		73	8.3%
39		2	0.2%
40		1	0.1%
41		1	0.1%
42		5	0.6%
44		1	0.1%
45		10	1.1%
46		14	1.6%
47		4	0.5%
48		2	0.2%
55		12	1.4%
56		5	0.6%
58		4	0.5%
59		11	1.3%
60		9	1.0%
61		4	0.5%
62		2	0.2%
63		15	1.7%
64		5	0.6%
65		1	0.1%
66		3	0.3%
67		16	1.8%

File : data

diagnosis_h: 8-1.確診醫院是否為癌症診療品質認證醫院？

Value	Label	Cases	Percentage
68		1	0.1%
71		4	0.5%
76		5	0.6%
77		18	2.1%
78		38	4.3%
80		1	0.1%
81		2	0.2%
82		4	0.5%
83		8	0.9%
88		1	0.1%
89		10	1.1%
92		9	1.0%
93		2	0.2%
99		2	0.2%
100		2	0.2%
102		2	0.2%
103		6	0.7%
104		2	0.2%
105		2	0.2%
106		2	0.2%
107		2	0.2%
108		2	0.2%
109		1	0.1%
110		2	0.2%
111		2	0.2%
112		3	0.3%
113		2	0.2%
114		2	0.2%
115		1	0.1%
116		1	0.1%
117		1	0.1%
118		2	0.2%
119		2	0.2%
Sysmiss		135	

Warning: these figures indicate the number of cases found in the data file. They cannot be interpreted as summary statistics of the population of interest.

q9: 9.被告知確診癌症時,有通知您可與家人或朋友陪同您前來？

Information	[Type= discrete] [Format=numeric] [Range= 0-1] [Missing=*]		
Statistics [NW/ W]	[Valid=972 /-] [Invalid=38 /-]		
Value	Label	Cases	Percentage
0	有	220	22.6%
1	沒有	752	77.4%
Sysmiss		38	

Warning: these figures indicate the number of cases found in the data file. They cannot be interpreted as summary statistics of the population of interest.

File : data			
# q10: 10.對於確診癌症的告知方式,您的感受如何?			
Information	[Type= discrete] [Format=numeric] [Range= 0-1] [Missing=*]		
Statistics [NW/ W]	[Valid=1007 /-] [Invalid=3 /-]		
Value	Label	Cases	Percentage
0	「還算重視病人感受」或「不太重視病人感受」	392	38.9%
1	「非常重視病人感受」	615	61.1%
Sysmiss		3	
Warning: these figures indicate the number of cases found in the data file. They cannot be interpreted as summary statistics of the population of interest.			
# q11: 11.當醫療團隊向您說明病情時容易了解?			
Information	[Type= discrete] [Format=numeric] [Range= 0-1] [Missing=*]		
Statistics [NW/ W]	[Valid=989 /-] [Invalid=21 /-]		
Value	Label	Cases	Percentage
0	「是的,我可以了解一部份」或「不行,我不能了解」	437	44.2%
1	「是的,我完全能夠了解」	552	55.8%
Sysmiss		21	
Warning: these figures indicate the number of cases found in the data file. They cannot be interpreted as summary statistics of the population of interest.			
# q12: 12.當您被告知罹癌時,有拿到您癌症相關的書面資料?			
Information	[Type= discrete] [Format=numeric] [Range= 0-1] [Missing=*]		
Statistics [NW/ W]	[Valid=932 /-] [Invalid=78 /-]		
Value	Label	Cases	Percentage
0	「有的,但是書面資料不易理解」或「沒有,我沒拿到癌症相關的書面	413	44.3%
1	「有的,書面資料簡單明瞭」	519	55.7%
Sysmiss		78	
Warning: these figures indicate the number of cases found in the data file. They cannot be interpreted as summary statistics of the population of interest.			
# q13: 13.治療開始前,醫療團隊有沒有提供治療方式上的選擇?			
Information	[Type= discrete] [Format=numeric] [Range= 0-1] [Missing=*]		
Statistics [NW/ W]	[Valid=826 /-] [Invalid=184 /-]		
Value	Label	Cases	Percentage
0	「沒有,但我希望能有治療方式上的選擇」	99	12.0%
1	「有」	727	88.0%
Sysmiss		184	
Warning: these figures indicate the number of cases found in the data file. They cannot be interpreted as summary statistics of the population of interest.			
# q14: 14.您認為醫療團隊決定您的治療方式時,有將您的意見納入考量嗎?			
Information	[Type= discrete] [Format=numeric] [Range= 0-1] [Missing=*]		
Statistics [NW/ W]	[Valid=771 /-] [Invalid=239 /-]		
Value	Label	Cases	Percentage
0	「有,部分意見納入考量」或「沒有,我的意見沒有納入考量」	249	32.3%
1	「有,全數意見皆有納入考量」	522	67.7%
Sysmiss		239	
Warning: these figures indicate the number of cases found in the data file. They cannot be interpreted as summary statistics of the population of interest.			

File : data			
# q15: 15. 治療過程可能發生的副作用, 醫療團隊以您可以理解的方式向您說明?			
Information	[Type= discrete] [Format=numeric] [Range= 0-1] [Missing=*]		
Statistics [NW/ W]	[Valid=982 /-] [Invalid=28 /-]		
Value	Label	Cases	Percentage
0	「是, 部分內容用我可以理解的方式」或「否, 沒有向我說明副作用」	332	33.8%
1	「是, 完全用我可以理解的方式」	650	66.2%
Sysmiss		28	
<i>Warning: these figures indicate the number of cases found in the data file. They cannot be interpreted as summary statistics of the population of interest.</i>			
# q16: 16. 治療開始前, 有獲得副作用的書面說明?			
Information	[Type= discrete] [Format=numeric] [Range= 0-1] [Missing=*]		
Statistics [NW/ W]	[Valid=954 /-] [Invalid=56 /-]		
Value	Label	Cases	Percentage
0	「有, 但是書面說明不易了解」或「沒有, 我未獲得任何副作用的書面	291	30.5%
1	「有, 書面說明很容易了解」	663	69.5%
Sysmiss		56	
<i>Warning: these figures indicate the number of cases found in the data file. They cannot be interpreted as summary statistics of the population of interest.</i>			
# q17: 17. 治療開始前, 醫療團隊向您說明治療對未來可能造成的影響?			
Information	[Type= discrete] [Format=numeric] [Range= 0-1] [Missing=*]		
Statistics [NW/ W]	[Valid=978 /-] [Invalid=32 /-]		
Value	Label	Cases	Percentage
0	「有, 某種程度上知道」或「沒有說明任何可能影響」	500	51.1%
1	「有, 完全知道」	478	48.9%
Sysmiss		32	
<i>Warning: these figures indicate the number of cases found in the data file. They cannot be interpreted as summary statistics of the population of interest.</i>			
# q18: 18. 是否如您所期望的程度, 參與治療方式的決定?			
Information	[Type= discrete] [Format=numeric] [Range= 0-1] [Missing=*]		
Statistics [NW/ W]	[Valid=927 /-] [Invalid=83 /-]		
Value	Label	Cases	Percentage
0	「是, 某種程度上有參與」或「沒有, 但是我希望參與決定」	348	37.5%
1	「是, 完全參與」	579	62.5%
Sysmiss		83	
<i>Warning: these figures indicate the number of cases found in the data file. They cannot be interpreted as summary statistics of the population of interest.</i>			
# q19: 19. 請問從確診到開始治療的等候時間多長?			
Information	[Type= discrete] [Format=numeric] [Range= 0-1] [Missing=*]		
Statistics [NW/ W]	[Valid=932 /-] [Invalid=78 /-]		
Value	Label	Cases	Percentage
0	「2週以內」	392	42.1%
1	「2-4週」或「4週以上」	540	57.9%
Sysmiss		78	
<i>Warning: these figures indicate the number of cases found in the data file. They cannot be interpreted as summary statistics of the population of interest.</i>			

File : data			
# q20: 20.是否有特定的一位個案管理師負責您的癌症照護？			
Information	[Type= discrete] [Format=numeric] [Range= 0-1] [Missing=*]		
Statistics [NW/ W]	[Valid=942 /-] [Invalid=68 /-]		
Value	Label	Cases	Percentage
0	沒有(續答第24題)	206	<div><div></div></div> 21.9%
1	有(續答第21題)	736	<div><div></div></div> 78.1%
Sysmiss		68	
Warning: these figures indicate the number of cases found in the data file. They cannot be interpreted as summary statistics of the population of interest.			
# q21: 21.與個案管理師聯絡是否容易？			
Information	[Type= discrete] [Format=numeric] [Range= 0-1] [Missing=*]		
Statistics [NW/ W]	[Valid=699 /-] [Invalid=311 /-]		
Value	Label	Cases	Percentage
0	「有時候容易,有時困難」或「很難聯絡」	64	<div><div></div></div> 9.2%
1	「容易」	635	<div><div></div></div> 90.8%
Sysmiss		311	
Warning: these figures indicate the number of cases found in the data file. They cannot be interpreted as summary statistics of the population of interest.			
# q22: 22.最近一次您與個案管理師的對話,他/她是否悉心聆聽？			
Information	[Type= discrete] [Format=numeric] [Range= 0-1] [Missing=*]		
Statistics [NW/ W]	[Valid=775 /-] [Invalid=235 /-]		
Value	Label	Cases	Percentage
0	「是,某種程度上有」或「不是」	93	<div><div></div></div> 12.0%
1	「是,肯定的」	682	<div><div></div></div> 88.0%
Sysmiss		235	
Warning: these figures indicate the number of cases found in the data file. They cannot be interpreted as summary statistics of the population of interest.			
# q23: 23.您有重要的問題與個案管理師聯絡時,有多少問題能獲得解答？			
Information	[Type= discrete] [Format=numeric] [Range= 0-1] [Missing=*]		
Statistics [NW/ W]	[Valid=695 /-] [Invalid=315 /-]		
Value	Label	Cases	Percentage
0	「部分獲得解答」或「幾乎沒有或從來沒有」	93	<div><div></div></div> 13.4%
1	「全部或大部分」	602	<div><div></div></div> 86.6%
Sysmiss		315	
Warning: these figures indicate the number of cases found in the data file. They cannot be interpreted as summary statistics of the population of interest.			
# q24: 24.醫療團隊提供癌症相關的支持團體或病友會的資訊？			
Information	[Type= discrete] [Format=numeric] [Range= 0-1] [Missing=*]		
Statistics [NW/ W]	[Valid=847 /-] [Invalid=163 /-]		
Value	Label	Cases	Percentage
0	「沒有,但我希望能有這些資訊」	235	<div><div></div></div> 27.7%
1	「有」	612	<div><div></div></div> 72.3%
Sysmiss		163	
Warning: these figures indicate the number of cases found in the data file. They cannot be interpreted as summary statistics of the population of interest.			
# q25: 25.醫療團隊與您討論或提供資訊,癌症對您的工作或求學可能產生的影響？			
Information	[Type= discrete] [Format=numeric] [Range= 0-1] [Missing=*]		

File : data			
# q25: 25.醫療團隊與您討論或提供資訊,癌症對您的工作或求學可能產生的影響?			
Statistics [NW/ W]		[Valid=782 /-] [Invalid=228 /-]	
Value	Label	Cases	Percentage
0	「沒有,但我希望能與我討論或提供資訊」	244	<div><div></div></div> 31.2%
1	「有」	538	<div><div></div></div> 68.8%
Sysmiss		228	
Warning: these figures indicate the number of cases found in the data file. They cannot be interpreted as summary statistics of the population of interest.			
# q26: 26.醫療團隊有提供給您,財務援助或其他可申請補助的資訊?			
Information		[Type= discrete] [Format=numeric] [Range= 0-1] [Missing=*]	
Statistics [NW/ W]		[Valid=755 /-] [Invalid=255 /-]	
Value	Label	Cases	Percentage
0	「沒有,但我想要取得這類資訊」	298	<div><div></div></div> 39.5%
1	「有」	457	<div><div></div></div> 60.5%
Sysmiss		255	
Warning: these figures indicate the number of cases found in the data file. They cannot be interpreted as summary statistics of the population of interest.			
# q27: 27.醫療團隊有告訴您,持重大傷病證明卡,在其有效期限內,就醫可免部分負擔?			
Information		[Type= discrete] [Format=numeric] [Range= 0-1] [Missing=*]	
Statistics [NW/ W]		[Valid=968 /-] [Invalid=42 /-]	
Value	Label	Cases	Percentage
0	「沒有,但我想要取得這類資訊」	73	<div><div></div></div> 7.5%
1	「有」	895	<div><div></div></div> 92.5%
Sysmiss		42	
Warning: these figures indicate the number of cases found in the data file. They cannot be interpreted as summary statistics of the population of interest.			
# q28: 28.是否曾在醫院,收到癌症相關研究的訊息?(如:手冊、海報或公佈欄)			
Information		[Type= discrete] [Format=numeric] [Range= 0-1] [Missing=*]	
Statistics [NW/ W]		[Valid=1003 /-] [Invalid=7 /-]	
Value	Label	Cases	Percentage
0	否	202	<div><div></div></div> 20.1%
1	是	801	<div><div></div></div> 79.9%
Sysmiss		7	
Warning: these figures indicate the number of cases found in the data file. They cannot be interpreted as summary statistics of the population of interest.			
# q29: 29.確診之後,有被醫療團隊詢問過加入癌症研究的意願嗎?			
Information		[Type= discrete] [Format=numeric] [Range= 0-1] [Missing=*]	
Statistics [NW/ W]		[Valid=904 /-] [Invalid=106 /-]	
Value	Label	Cases	Percentage
0	沒有(續答第31題)	542	<div><div></div></div> 60.0%
1	有(續答第30題)	362	<div><div></div></div> 40.0%
Sysmiss		106	
Warning: these figures indicate the number of cases found in the data file. They cannot be interpreted as summary statistics of the population of interest.			
# q30: 30.曾加入癌症研究?			
Information		[Type= discrete] [Format=numeric] [Range= 0-1] [Missing=*]	
Statistics [NW/ W]		[Valid=521 /-] [Invalid=489 /-]	

File : data			
# q30: 30.曾加入癌症研究?			
Value	Label	Cases	Percentage
0	否	281	<div><div></div></div> 53.9%
1	是	240	<div><div></div></div> 46.1%
Sysmiss		489	
<i>Warning: these figures indicate the number of cases found in the data file. They cannot be interpreted as summary statistics of the population of interest.</i>			
# q31: 31.過去12個月當中, 有在醫院接受過腫瘤切除手術?			
Information	[Type= discrete] [Format=numeric] [Range= 0-1] [Missing=*]		
Statistics [NW/ W]	[Valid=1000 /-] [Invalid=10 /-]		
Value	Label	Cases	Percentage
0	沒有	556	<div><div></div></div> 55.6%
1	有	444	<div><div></div></div> 44.4%
Sysmiss		10	
<i>Warning: these figures indicate the number of cases found in the data file. They cannot be interpreted as summary statistics of the population of interest.</i>			
# q32: 32.在接受治療前, 醫療團隊有向您說明手術將如何進行?			
Information	[Type= discrete] [Format=numeric] [Range= 0-1] [Missing=*]		
Statistics [NW/ W]	[Valid=619 /-] [Invalid=391 /-]		
Value	Label	Cases	Percentage
0	「有, 部分說明」或「沒有, 但我希望能獲得說明」	121	<div><div></div></div> 19.5%
1	「有, 完整說明」	498	<div><div></div></div> 80.5%
Sysmiss		391	
<i>Warning: these figures indicate the number of cases found in the data file. They cannot be interpreted as summary statistics of the population of interest.</i>			
# q33: 33.在接受手術前, 有拿到手術的書面說明?			
Information	[Type= discrete] [Format=numeric] [Range= 0-1] [Missing=*]		
Statistics [NW/ W]	[Valid=585 /-] [Invalid=425 /-]		
Value	Label	Cases	Percentage
0	「有, 但不易理解」或「沒有, 我沒有拿到任何書面資料」	155	<div><div></div></div> 26.5%
1	「有, 簡單明瞭」	430	<div><div></div></div> 73.5%
Sysmiss		425	
<i>Warning: these figures indicate the number of cases found in the data file. They cannot be interpreted as summary statistics of the population of interest.</i>			
# q34: 34.手術結束之後, 醫療團隊有向您說明手術執行的狀況?			
Information	[Type= discrete] [Format=numeric] [Range= 0-1] [Missing=*]		
Statistics [NW/ W]	[Valid=617 /-] [Invalid=393 /-]		
Value	Label	Cases	Percentage
0	「有, 部分說明」或「沒有, 但我希望能向我說明」	169	<div><div></div></div> 27.4%
1	「有, 完整說明」	448	<div><div></div></div> 72.6%
Sysmiss		393	
<i>Warning: these figures indicate the number of cases found in the data file. They cannot be interpreted as summary statistics of the population of interest.</i>			
# q35: 35.過去12個月當中, 曾經接受過癌症相關手術或住院?			
Information	[Type= discrete] [Format=numeric] [Range= 0-1] [Missing=*]		
Statistics [NW/ W]	[Valid=996 /-] [Invalid=14 /-]		

File : data

q35: 35.過去12個月當中,曾經接受過癌症相關手術或住院?

Value	Label	Cases	Percentage
0	否	490	49.2%
1	是	506	50.8%
Sysmiss		14	

Warning: these figures indicate the number of cases found in the data file. They cannot be interpreted as summary statistics of the population of interest.



















care_h: 35-1.過去12個月中,接受癌症相關手術或住院的醫院是否為癌症診療品質認證醫院?

Information	[Type= discrete] [Format=numeric] [Range= 1-103] [Missing=*]
Statistics [NW/ W]	[Valid=481 /-] [Invalid=529 /-]

Value	Label	Cases	Percentage
1		4	0.8%
2		4	0.8%
3		2	0.4%
4		57	11.9%
5		21	4.4%
6		14	2.9%
7		9	1.9%
8		2	0.4%
9		1	0.2%
11		2	0.4%
12		28	5.8%
13		87	18.1%
15		4	0.8%
16		2	0.4%
18		2	0.4%
19		5	1.0%
20		2	0.4%
21		1	0.2%
22		44	9.1%
23		4	0.8%
24		1	0.2%
25		4	0.8%
26		3	0.6%
28		1	0.2%
29		4	0.8%
33		4	0.8%
35		1	0.2%
36		2	0.4%
37		1	0.2%
38		58	12.1%
42		1	0.2%
45		7	1.5%
46		11	2.3%
48		2	0.4%

File : data

care_h: 35-1.過去12個月中,接受癌症相關手術或住院的醫院是否為癌症診療品質認證醫院?

Value	Label	Cases	Percentage
55		3	 0.6%
56		1	 0.2%
59		5	 1.0%
60		2	 0.4%
62		1	 0.2%
63		8	 1.7%
64		1	 0.2%
67		10	 2.1%
71		1	 0.2%
73		1	 0.2%
76		2	 0.4%
77		8	 1.7%
78		32	 6.7%
80		1	 0.2%
83		1	 0.2%
89		2	 0.4%
92		1	 0.2%
103		6	 1.2%
Sysmiss		529	



Warning: these figures indicate the number of cases found in the data file. They cannot be interpreted as summary statistics of the population of interest.

q36: 36.您有重要的問題向醫師詢問,您獲得解答的頻率為?

Information	[Type= discrete] [Format=numeric] [Range= 0-1] [Missing=*]		
Statistics [NW/ W]	[Valid=703 /-] [Invalid=307 /-]		
Value	Label	Cases	Percentage
0	「有時能獲得解答」或「幾乎沒有/從未獲得解答」	100	 14.2%
1	「總是能獲得解答」	603	 85.8%
Sysmiss		307	


Warning: these figures indicate the number of cases found in the data file. They cannot be interpreted as summary statistics of the population of interest.

q37: 37.對於照護您的醫師(們)的信賴程度?

Information	[Type= discrete] [Format=numeric] [Range= 0-1] [Missing=*]		
Statistics [NW/ W]	[Valid=733 /-] [Invalid=277 /-]		
Value	Label	Cases	Percentage
0	「信賴部分醫師」或「無法信賴任何醫師」	159	 21.7%
1	「對所有醫師都信賴」	574	 78.3%
Sysmiss		277	

Warning: these figures indicate the number of cases found in the data file. They cannot be interpreted as summary statistics of the population of interest.

q38: 38.照護您的醫師在與您說話時,曾無視於您的存在?

Information	[Type= discrete] [Format=numeric] [Range= 0-1] [Missing=*]		
Statistics [NW/ W]	[Valid=732 /-] [Invalid=278 /-]		
Value	Label	Cases	Percentage
0	「是的,經常如此」或「是的,有時候如此」	117	 16.0%

File : data			
# q38: 38.照護您的醫師在與您說話時,曾無視於您的存在?			
Value	Label	Cases	Percentage
1	「沒有」	615	84.0%
Sysmiss		278	
<i>Warning: these figures indicate the number of cases found in the data file. They cannot be interpreted as summary statistics of the population of interest.</i>			
# q39: 39.您的親友想與醫師談話時,有談話機會?			
Information	[Type= discrete] [Format=numeric] [Range= 0-1] [Missing=*]		
Statistics [NW/ W]	[Valid=703 -] [Invalid=307 -]		
Value	Label	Cases	Percentage
0	「有,有時候可以」 或 「沒有」	164	23.3%
1	「有,肯定的」	539	76.7%
Sysmiss		307	
<i>Warning: these figures indicate the number of cases found in the data file. They cannot be interpreted as summary statistics of the population of interest.</i>			
# q40: 40.有重要的問題向病房護理人員詢問時,您獲得解答的頻率為?			
Information	[Type= discrete] [Format=numeric] [Range= 0-1] [Missing=*]		
Statistics [NW/ W]	[Valid=718 -] [Invalid=292 -]		
Value	Label	Cases	Percentage
0	「有時可以獲得解答」 或 「幾乎沒獲得解答/從未獲得解答」	170	23.7%
1	「總是可以獲得解答」	548	76.3%
Sysmiss		292	
<i>Warning: these figures indicate the number of cases found in the data file. They cannot be interpreted as summary statistics of the population of interest.</i>			
# q41: 41.對於照護您的病房護理人員(們)的信賴程度?			
Information	[Type= discrete] [Format=numeric] [Range= 0-1] [Missing=*]		
Statistics [NW/ W]	[Valid=738 -] [Invalid=272 -]		
Value	Label	Cases	Percentage
0	「信賴部分護理人員」 或 「無法信賴任何護理人員」	173	23.4%
1	「信賴所有護理人員」	565	76.6%
Sysmiss		272	
<i>Warning: these figures indicate the number of cases found in the data file. They cannot be interpreted as summary statistics of the population of interest.</i>			
# q42: 42.病房護理人員在跟您說話的時候,曾無視於您的存在?			
Information	[Type= discrete] [Format=numeric] [Range= 0-1] [Missing=*]		
Statistics [NW/ W]	[Valid=736 -] [Invalid=274 -]		
Value	Label	Cases	Percentage
0	「是,經常」 或 「是,有時候」	123	16.7%
1	「否」	613	83.3%
Sysmiss		274	
<i>Warning: these figures indicate the number of cases found in the data file. They cannot be interpreted as summary statistics of the population of interest.</i>			
# q43: 43.您覺得醫院內值班的護理人員足以向您提供照護?			
Information	[Type= discrete] [Format=numeric] [Range= 0-1] [Missing=*]		
Statistics [NW/ W]	[Valid=734 -] [Invalid=276 -]		
Value	Label	Cases	Percentage
0	「有時候足夠」 或 「很少或幾乎沒有足夠的護理人員」	309	42.1%

File : data

q43: 43.您覺得醫院內值班的護理人員足以向您提供照護？

Value	Label	Cases	Percentage
1	「總是或經常有足夠的護理人員」	425	<div><div></div></div> 57.9%
Sysmiss		276	

Warning: these figures indicate the number of cases found in the data file. They cannot be interpreted as summary statistics of the population of interest.

q44: 44.您覺得醫療團隊會對您隱瞞某些您想要知道的事？

Information	[Type= discrete] [Format=numeric] [Range= 0-1] [Missing=*]
Statistics [NW/ W]	[Valid=734 -] [Invalid=276 -]

Value	Label	Cases	Percentage
0	「常常如此」或「有時候」以及「只有一次」	106	<div><div></div></div> 14.4%
1	「從來沒有」	628	<div><div></div></div> 85.6%
Sysmiss		276	

Warning: these figures indicate the number of cases found in the data file. They cannot be interpreted as summary statistics of the population of interest.

q45: 45.發生過不同的醫療團隊成員，對您的病情或治療方式說法不一致？

Information	[Type= discrete] [Format=numeric] [Range= 0-1] [Missing=*]
Statistics [NW/ W]	[Valid=733 -] [Invalid=277 -]

Value	Label	Cases	Percentage
0	「常常如此」或「有時候」以及「只有一次」	234	<div><div></div></div> 31.9%
1	「從來沒有」	499	<div><div></div></div> 68.1%
Sysmiss		277	

Warning: these figures indicate the number of cases found in the data file. They cannot be interpreted as summary statistics of the population of interest.

q46: 46.在討論您的病情或治療方式時，醫療團隊有尊重您的隱私？

Information	[Type= discrete] [Format=numeric] [Range= 0-1] [Missing=*]
Statistics [NW/ W]	[Valid=732 -] [Invalid=278 -]

Value	Label	Cases	Percentage
0	「有，有時候如此」	86	<div><div></div></div> 11.7%
1	「有，總是如此」	646	<div><div></div></div> 88.3%
Sysmiss		278	

Warning: these figures indicate the number of cases found in the data file. They cannot be interpreted as summary statistics of the population of interest.

q47: 47.在進行檢查或治療時，醫療團隊有尊重您的隱私？

Information	[Type= discrete] [Format=numeric] [Range= 0-1] [Missing=*]
Statistics [NW/ W]	[Valid=734 -] [Invalid=276 -]

Value	Label	Cases	Percentage
0	「有，有時候如此」	60	<div><div></div></div> 8.2%
1	「有，總是如此」	674	<div><div></div></div> 91.8%
Sysmiss		276	

Warning: these figures indicate the number of cases found in the data file. They cannot be interpreted as summary statistics of the population of interest.

q48: 48.當您至醫院就診時，能夠與醫療團隊成員討論您擔憂或害怕的事情？

Information	[Type= discrete] [Format=numeric] [Range= 0-1] [Missing=*]
Statistics [NW/ W]	[Valid=661 -] [Invalid=349 -]

Value	Label	Cases	Percentage
0	「大部份可以」或「有時可以」或「不行，但期望能夠」	245	<div><div></div></div> 37.1%

File : data

q48: 48.當您至醫院就診時,能夠與醫療團隊成員討論您擔憂或害怕的事情?

Value	Label	Cases	Percentage
1	「總是可以討論」	416	<div></div> 62.9%
Sysmiss		349	

Warning: these figures indicate the number of cases found in the data file. They cannot be interpreted as summary statistics of the population of interest.

# q49: 49.您認為醫療團隊盡全力幫助您控制疼痛？			
Information	[Type= discrete] [Format=numeric] [Range= 0-1] [Missing=*]		
Statistics [NW/ W]	[Valid=659 -/] [Invalid=351 -/]		
Value	Label	Cases	Percentage
0	「有的時候如此」或「完全沒有」	127	<div><div></div></div> 19.3%
1	「總是如此」	532	<div><div></div></div> 80.7%
Sysmiss		351	
Warning: these figures indicate the number of cases found in the data file. They cannot be interpreted as summary statistics of the population of interest.			
# q50: 50.醫療團隊是以尊重您的態度進行治療？			
Information	[Type= discrete] [Format=numeric] [Range= 0-1] [Missing=*]		
Statistics [NW/ W]	[Valid=740 -/] [Invalid=270 -/]		
Value	Label	Cases	Percentage
0	「大部分如此」或「有時如此」或「從來沒有」	197	<div><div></div></div> 26.6%
1	「總是如此」	543	<div><div></div></div> 73.4%
Sysmiss		270	
Warning: these figures indicate the number of cases found in the data file. They cannot be interpreted as summary statistics of the population of interest.			
# q51: 51.您有得到清楚的資訊,告知出院以後該做什麼、不該做甚麼？			
Information	[Type= discrete] [Format=numeric] [Range= 0-1] [Missing=*]		
Statistics [NW/ W]	[Valid=709 -/] [Invalid=301 -/]		
Value	Label	Cases	Percentage
0	沒有	36	<div><div></div></div> 5.1%
1	有	673	<div><div></div></div> 94.9%
Sysmiss		301	
Warning: these figures indicate the number of cases found in the data file. They cannot be interpreted as summary statistics of the population of interest.			
# q52: 52.醫療團隊有告知您,您出院後若對病情或治療感到擔心時可以聯繫誰？			
Information	[Type= discrete] [Format=numeric] [Range= 0-1] [Missing=*]		
Statistics [NW/ W]	[Valid=700 -/] [Invalid=310 -/]		
Value	Label	Cases	Percentage
0	沒有	56	<div><div></div></div> 8.0%
1	有	644	<div><div></div></div> 92.0%
Sysmiss		310	
Warning: these figures indicate the number of cases found in the data file. They cannot be interpreted as summary statistics of the population of interest.			
# q53: 53.醫療團隊有提供您的親友或照顧者,您所需的居家照護的相關資訊？			
Information	[Type= discrete] [Format=numeric] [Range= 0-1] [Missing=*]		
Statistics [NW/ W]	[Valid=683 -/] [Invalid=327 -/]		
Value	Label	Cases	Percentage
0	「有,某種程度上」或「沒有」	293	<div><div></div></div> 42.9%
1	「有,肯定的」	390	<div><div></div></div> 57.1%
Sysmiss		327	
Warning: these figures indicate the number of cases found in the data file. They cannot be interpreted as summary statistics of the population of interest.			
# q54: 54.離院後,有從健康與社會服務系統,獲得足夠的照護和幫助？			
Information	[Type= discrete] [Format=numeric] [Range= 0-1] [Missing=*]		
Statistics [NW/ W]	[Valid=532 -/] [Invalid=478 -/]		

# q54: 54.離院後,有從健康與社會服務系統,獲得足夠的照護和幫助?			
Value	Label	Cases	Percentage
0	「有,某種程度上」或「沒有」	364	<div><div></div></div> 68.4%
1	「有,肯定的」	168	<div><div></div></div> 31.6%
Sysmiss		478	
Warning: these figures indicate the number of cases found in the data file. They cannot be interpreted as summary statistics of the population of interest.			
# q55: 55.醫療團隊盡全力在控制放射線治療的副作用?			
Information	[Type= discrete] [Format=numeric] [Range= 0-1] [Missing=*]		
Statistics [NW/ W]	[Valid=665 -] [Invalid=345 -]		
Value	Label	Cases	Percentage
0	「是,有某種程度上的控制」或「否,他們可以控制得更好」	176	<div><div></div></div> 26.5%
1	「是,肯定的」	489	<div><div></div></div> 73.5%
Sysmiss		345	
Warning: these figures indicate the number of cases found in the data file. They cannot be interpreted as summary statistics of the population of interest.			
# q56: 56.醫療團隊盡全力在控制化學治療的副作用?			
Information	[Type= discrete] [Format=numeric] [Range= 0-1] [Missing=*]		
Statistics [NW/ W]	[Valid=797 -] [Invalid=213 -]		
Value	Label	Cases	Percentage
0	「是,有某種程度上的控制」或「否,他們可以控制得更好」	254	<div><div></div></div> 31.9%
1	「是,肯定的」	543	<div><div></div></div> 68.1%
Sysmiss		213	
Warning: these figures indicate the number of cases found in the data file. They cannot be interpreted as summary statistics of the population of interest.			
# q57: 57.在門診或是日間照護時,醫療團隊盡全力控制您的疼痛?			
Information	[Type= discrete] [Format=numeric] [Range= 0-1] [Missing=*]		
Statistics [NW/ W]	[Valid=789 -] [Invalid=221 -]		
Value	Label	Cases	Percentage
0	「是,有某種程度上的控制」或「否,他們可以控制得更好」	245	<div><div></div></div> 31.1%
1	「是,肯定的」	544	<div><div></div></div> 68.9%
Sysmiss		221	
Warning: these figures indicate the number of cases found in the data file. They cannot be interpreted as summary statistics of the population of interest.			
# q58: 58.接受門診或日間照護時,醫療團隊提供足夠的情緒支持?			
Information	[Type= discrete] [Format=numeric] [Range= 0-1] [Missing=*]		
Statistics [NW/ W]	[Valid=876 -] [Invalid=134 -]		
Value	Label	Cases	Percentage
0	「是,有某種程度上的支持」或「否,我想要獲得情緒支持」	328	<div><div></div></div> 37.4%
1	「是,肯定的」	548	<div><div></div></div> 62.6%
Sysmiss		134	
Warning: these figures indicate the number of cases found in the data file. They cannot be interpreted as summary statistics of the population of interest.			
# q59: 59.在過去12個月當中,您有在醫院的癌症專科醫師門診預約掛號?			
Information	[Type= discrete] [Format=numeric] [Range= 0-1] [Missing=*]		
Statistics [NW/ W]	[Valid=994 -] [Invalid=16 -]		
Value	Label	Cases	Percentage
0	沒有(續答第61題)	178	<div><div></div></div> 17.9%

# q59: 59.在過去12個月當中,您有在醫院的癌症專科醫師門診預約掛號?			
Value	Label	Cases	Percentage
1	有(續答第60題)	816	82.1%
Sysmiss		16	
Warning: these figures indicate the number of cases found in the data file. They cannot be interpreted as summary statistics of the population of interest.			
# q60: 60.最近一次到癌症專科醫師的預約門診看診時,醫院備好齊全的文件?(如:病歷、X光報告、檢查報告等)			
Information	[Type= discrete] [Format=numeric] [Range= 0-1] [Missing=*]		
Statistics [NW/ W]	[Valid=799 /-] [Invalid=211 /-]		
Value	Label	Cases	Percentage
0	沒有	29	3.6%
1	有	770	96.4%
Sysmiss		211	
Warning: these figures indicate the number of cases found in the data file. They cannot be interpreted as summary statistics of the population of interest.			
# q61: 61.到目前為止,您的轉診/家庭醫師對您的病情以及所曾接受的照護是否清楚了解?			
Information	[Type= discrete] [Format=numeric] [Range= 0-1] [Missing=*]		
Statistics [NW/ W]	[Valid=395 /-] [Invalid=615 /-]		
Value	Label	Cases	Percentage
0	否	67	17.0%
1	是	328	83.0%
Sysmiss		615	
Warning: these figures indicate the number of cases found in the data file. They cannot be interpreted as summary statistics of the population of interest.			
# q62: 62.當您接受癌症治療時,您認為您的轉診/家庭醫師,盡他們所能的提供支持?			
Information	[Type= discrete] [Format=numeric] [Range= 0-1] [Missing=*]		
Statistics [NW/ W]	[Valid=416 /-] [Invalid=594 /-]		
Value	Label	Cases	Percentage
0	「是,提供某種程度的支持」或「否,可以提供更多支持」	104	25.0%
1	「是,肯定的」	312	75.0%
Sysmiss		594	
Warning: these figures indicate the number of cases found in the data file. They cannot be interpreted as summary statistics of the population of interest.			
# q63: 63.癌症多專科團隊(醫院醫師、醫院護理人員、個案管理師等)通力合作,提供給您最好的照護?			
Information	[Type= discrete] [Format=numeric] [Range= 0-1] [Missing=*]		
Statistics [NW/ W]	[Valid=933 /-] [Invalid=77 /-]		
Value	Label	Cases	Percentage
0	或「是,大部份如此」或「是,偶爾如此」「否,從未如此」	311	33.3%
1	「是,總是如此」	622	66.7%
Sysmiss		77	
Warning: these figures indicate the number of cases found in the data file. They cannot be interpreted as summary statistics of the population of interest.			
# q64: 64.您有接受過以下醫療照護人員,所提供的癌症照護?(可複選)			
Information	[Type= discrete] [Format=character] [Missing=*]		
Statistics [NW/ W]	[Valid=1000 /-] [Invalid=0 /-]		
Value	Label	Cases	Percentage
.		73	7.3%
0		189	18.9%

q64: 64.您有接受過以下醫療照護人員,所提供的癌症照護?(可複選)

Value	Label	Cases	Percentage
1		91	9.1%
1,2		3	0.3%
1,2,3		12	1.2%
1,2,3,4		2	0.2%
1,2,3,4,7		3	0.3%
1,2,3,5		1	0.1%
1,2,3,5,7		5	0.5%
1,2,3,6,7		1	0.1%
1,2,3,7		10	1.0%
1,2,5,7		1	0.1%
1,2,7		1	0.1%
1,3		49	4.9%
1,3,4		1	0.1%
1,3,4,7		2	0.2%
1,3,5		5	0.5%
1,3,5,6,7		1	0.1%
1,3,5,7		14	1.4%
1,3,6		1	0.1%
1,3,7		27	2.7%
1,4		2	0.2%
1,5		6	0.6%
1,5,7		3	0.3%
1,6,7		1	0.1%
1,7		14	1.4%
1,3		1	0.1%
1~7		1	0.1%
2		14	1.4%
2,3		12	1.2%
2,3,4,6,7		1	0.1%
2,3,7		3	0.3%
2,4,7		1	0.1%
2,7		4	0.4%
3		233	23.3%
3,4		4	0.4%
3,4,7		4	0.4%
3,5		8	0.8%
3,5,6,7		1	0.1%
3,5,7		9	0.9%
3,6		4	0.4%
3,6,7		2	0.2%
3,7		77	7.7%
4		3	0.3%
5		20	2.0%
5,7		2	0.2%
6		2	0.2%

# q64: 64.您有接受過以下醫療照護人員,所提供的癌症照護?(可複選)			
Value	Label	Cases	Percentage
7		76	7.6%
Warning: these figures indicate the number of cases found in the data file. They cannot be interpreted as summary statistics of the population of interest.			
# q65: 65.您認為您所獲得的癌症治療資訊足夠?			
Information	[Type= discrete] [Format=numeric] [Range= 0-1] [Missing=*]		
Statistics [NW/ W]	[Valid=998 /-] [Invalid=12 /-]		
Value	Label	Cases	Percentage
0	「剛剛好」	407	40.8%
1	「不夠」或「太多了」	591	59.2%
Sysmiss		12	
Warning: these figures indicate the number of cases found in the data file. They cannot be interpreted as summary statistics of the population of interest.			
# q66: 66.您知道您的癌症評估與治療計畫?			
Information	[Type= discrete] [Format=numeric] [Range= 0-1] [Missing=*]		
Statistics [NW/ W]	[Valid=720 /-] [Invalid=290 /-]		
Value	Label	Cases	Percentage
0	否	85	11.8%
1	是	635	88.2%
Sysmiss		290	
Warning: these figures indicate the number of cases found in the data file. They cannot be interpreted as summary statistics of the population of interest.			
# q67: 67.您覺得您的醫療團隊只是在「治病」而不是在「治人」?			
Information	[Type= discrete] [Format=numeric] [Range= 0-1] [Missing=*]		
Statistics [NW/ W]	[Valid=983 /-] [Invalid=27 /-]		
Value	Label	Cases	Percentage
0	「是,經常」或「是,有時候」	393	40.0%
1	「沒有」	590	60.0%
Sysmiss		27	
Warning: these figures indicate the number of cases found in the data file. They cannot be interpreted as summary statistics of the population of interest.			
# q68: 68.整體來說,對您接受到的照護評分?			
Information	[Type= discrete] [Format=numeric] [Range= 1-5] [Missing=*]		
Statistics [NW/ W]	[Valid=997 /-] [Invalid=13 /-]		
Value	Label	Cases	Percentage
1	非常不好	7	0.7%
2	不好	16	1.6%
3	好	248	24.9%
4	很好	384	38.5%
5	非常好	342	34.3%
Sysmiss		13	
Warning: these figures indicate the number of cases found in the data file. They cannot be interpreted as summary statistics of the population of interest.			
# b_year: 69.出生年份(西元年)			
Information	[Type= continuous] [Format=numeric] [Range= 1928-1989] [Missing=*]		
Statistics [NW/ W]	[Valid=990 /-] [Invalid=20 /-] [Mean=1958.703 /-] [StdDev=10.474 /-]		

# sex: 70.性別			
Information	[Type= discrete] [Format=numeric] [Range= 0-1] [Missing=*]		
Statistics [NW/ W]	[Valid=1008 /-] [Invalid=2 /-]		
Value	Label	Cases	Percentage
0	女性	706	<div></div> 70.0%
1	男性	302	<div></div> 30.0%
Sysmiss		2	
Warning: these figures indicate the number of cases found in the data file. They cannot be interpreted as summary statistics of the population of interest.			
# race: 71.您是哪裡人			
Information	[Type= discrete] [Format=numeric] [Range= 0-1] [Missing=*]		
Statistics [NW/ W]	[Valid=1007 /-] [Invalid=3 /-]		
Value	Label	Cases	Percentage
0	「大陸各省市」或「新住民」	89	<div></div> 8.8%
1	「台灣閩南人」或「台灣客家人」或「台灣原住民」	918	<div></div> 91.2%
Sysmiss		3	
Warning: these figures indicate the number of cases found in the data file. They cannot be interpreted as summary statistics of the population of interest.			
# live: 72.居住情形			
Information	[Type= discrete] [Format=numeric] [Range= 0-1] [Missing=*]		
Statistics [NW/ W]	[Valid=1000 /-] [Invalid=10 /-]		
Value	Label	Cases	Percentage
0	獨居	74	<div></div> 7.4%
1	與家人或親友同住	926	<div></div> 92.6%
Sysmiss		10	
Warning: these figures indicate the number of cases found in the data file. They cannot be interpreted as summary statistics of the population of interest.			
# job: 73.主要工作狀態			
Information	[Type= discrete] [Format=numeric] [Range= 1-8] [Missing=*]		
Statistics [NW/ W]	[Valid=1000 /-] [Invalid=10 /-]		
Value	Label	Cases	Percentage
1	全職工作	234	<div></div> 23.4%
2	兼職工作	73	<div></div> 7.3%
3	家庭主婦/夫	241	<div></div> 24.1%
4	學生(在學)	0	
5	退休	227	<div></div> 22.7%
6	沒有工作-在找工作	38	<div></div> 3.8%
7	沒有工作/因健康因素無法工作	162	<div></div> 16.2%
8	其他	25	<div></div> 2.5%
Sysmiss		10	
Warning: these figures indicate the number of cases found in the data file. They cannot be interpreted as summary statistics of the population of interest.			
# l_cond: 74.長期性症狀數目			
Information	[Type= discrete] [Format=numeric] [Range= 0-3] [Missing=*]		
Statistics [NW/ W]	[Valid=1000 /-] [Invalid=10 /-]		
Value	Label	Cases	Percentage
0		579	<div></div> 57.9%
1		287	<div></div> 28.7%

# l_cond: 74.長期性症狀數目			
Value	Label	Cases	Percentage
2		120	<div></div> 12.0%
3		14	<div></div> 1.4%
Sysmiss		10	
Warning: these figures indicate the number of cases found in the data file. They cannot be interpreted as summary statistics of the population of interest.			
# como: 75.過去的3年內,接受過治療的病症數			
Information	[Type= discrete] [Format=numeric] [Range= 0-5] [Missing=*]		
Statistics [NW/ W]	[Valid=1000 /-] [Invalid=10 /-]		
Value	Label	Cases	Percentage
0		627	<div></div> 62.7%
1		250	<div></div> 25.0%
2		106	<div></div> 10.6%
3		13	<div></div> 1.3%
4		3	<div></div> 0.3%
5		1	<div></div> 0.1%
Sysmiss		10	
Warning: these figures indicate the number of cases found in the data file. They cannot be interpreted as summary statistics of the population of interest.			
# c_year: 76.初次確診癌症的時間(西元年、月)			
Information	[Type= continuous] [Format=numeric] [Range= 1978-201603] [Missing=*]		
Statistics [NW/ W]	[Valid=957 /-] [Invalid=53 /-] [Mean=196686.828 /-] [StdDev=29180.669 /-]		
# c_type: 77.初次診斷的癌症別			
Information	[Type= discrete] [Format=numeric] [Range= 1-6] [Missing=*]		
Statistics [NW/ W]	[Valid=1007 /-] [Invalid=3 /-]		
Value	Label	Cases	Percentage
1	乳癌	502	<div></div> 49.9%
2	大腸直腸癌	221	<div></div> 21.9%
3	子宮頸癌	43	<div></div> 4.3%
4	肺癌	81	<div></div> 8.0%
5	口腔癌	99	<div></div> 9.8%
6	肝癌	61	<div></div> 6.1%
Sysmiss		3	
Warning: these figures indicate the number of cases found in the data file. They cannot be interpreted as summary statistics of the population of interest.			
# stage: 78.初次診斷癌症的期別			
Information	[Type= discrete] [Format=numeric] [Range= 0-4] [Missing=*]		
Statistics [NW/ W]	[Valid=910 /-] [Invalid=100 /-]		
Value	Label	Cases	Percentage
0	第0期	68	<div></div> 7.5%
1	第1期	214	<div></div> 23.5%
2	第2期	328	<div></div> 36.0%
3	第3期	215	<div></div> 23.6%
4	第4期	85	<div></div> 9.3%
Sysmiss		100	
Warning: these figures indicate the number of cases found in the data file. They cannot be interpreted as summary statistics of the population of interest.			

# c_long: 79. 此次癌症的第一次治療到現在已經多久			
Information		[Type= discrete] [Format=numeric] [Range= 1-3] [Missing=*]	
Statistics [NW/ W]		[Valid=993 /-] [Invalid=17 /-]	
Value	Label	Cases	Percentage
1	1年內	341	<div><div></div></div> 34.3%
2	1至5年	356	<div><div></div></div> 35.9%
3	大於5年	296	<div><div></div></div> 29.8%
Sysmiss		17	
Warning: these figures indicate the number of cases found in the data file. They cannot be interpreted as summary statistics of the population of interest.			
# first: 80. 此次是否為病人初次的癌症治療			
Information		[Type= discrete] [Format=numeric] [Range= 1-3] [Missing=*]	
Statistics [NW/ W]		[Valid=988 /-] [Invalid=22 /-]	
Value	Label	Cases	Percentage
1	是	849	<div><div></div></div> 85.9%
2	曾接受治療,但癌症復發(同一原發部位)	77	<div><div></div></div> 7.8%
3	曾接受治療,但癌症復發(不同原發部位)	62	<div><div></div></div> 6.3%
Sysmiss		22	
Warning: these figures indicate the number of cases found in the data file. They cannot be interpreted as summary statistics of the population of interest.			
# treato: 81. 病人目前的癌症在治療後的反應			
Information		[Type= discrete] [Format=numeric] [Range= 1-7] [Missing=*]	
Statistics [NW/ W]		[Valid=990 /-] [Invalid=20 /-]	
Value	Label	Cases	Percentage
1	療程尚未開始	14	<div><div></div></div> 1.4%
2	正在接受治療,不知道治療效果	275	<div><div></div></div> 27.8%
3	效果良好,我沒有任何癌症的症狀	518	<div><div></div></div> 52.3%
4	已完成治療療程,但癌症仍存在	128	<div><div></div></div> 12.9%
5	再度進行治療,因對治療的反應不好	25	<div><div></div></div> 2.5%
6	沒有積極治療,治療計畫是密切觀察	16	<div><div></div></div> 1.6%
7	沒有接受任何的治療	14	<div><div></div></div> 1.4%
Sysmiss		20	
Warning: these figures indicate the number of cases found in the data file. They cannot be interpreted as summary statistics of the population of interest.			
# future: 82. 研究者能否在未來向病人寄出,關心您健康狀態的問卷			
Information		[Type= discrete] [Format=numeric] [Range= 0-1] [Missing=*]	
Statistics [NW/ W]		[Valid=975 /-] [Invalid=35 /-]	
Value	Label	Cases	Percentage
0	不要再與我聯絡	191	<div><div></div></div> 19.6%
1	可以	784	<div><div></div></div> 80.4%
Sysmiss		35	
Warning: these figures indicate the number of cases found in the data file. They cannot be interpreted as summary statistics of the population of interest.			