

台灣 (Taiwan, ROC)

交通部

## **100年計程車營運狀況調查**

### **Study Documentation**

May 20, 2019

# Metadata Production

Metadata Producer(s)	學術調查研究資料庫(Survey Research Data Archive) (SRDA) , 中央研究院人社中心調查研究專題中心 , DDI文件製作
Version	2.0版, 參考IHSN Nesstar Template修改
Identification	AG050003

# Table of Contents

<a href="#">Overview.....</a>	<a href="#">4</a>
<a href="#">Scope &amp; Coverage.....</a>	<a href="#">4</a>
<a href="#">Producers &amp; Sponsors.....</a>	<a href="#">4</a>
<a href="#">Data Collection.....</a>	<a href="#">4</a>
<a href="#">Data Processing &amp; Appraisal.....</a>	<a href="#">4</a>
<a href="#">Accessibility.....</a>	<a href="#">5</a>
<a href="#">Files Description.....</a>	<a href="#">6</a>
<a href="#">data100.....</a>	<a href="#">6</a>
<a href="#">Variables Group(s).....</a>	<a href="#">7</a>
<a href="#">一、計程車持有管理情形.....</a>	<a href="#">7</a>
<a href="#">二、計程車車輛使用情形.....</a>	<a href="#">8</a>
<a href="#">三、計程車收支情形.....</a>	<a href="#">11</a>
<a href="#">四、你對下列措施之意見.....</a>	<a href="#">13</a>
<a href="#">五、駕駛人基本資料.....</a>	<a href="#">15</a>
<a href="#">樣本編號、出廠年份、排氣量、車籍縣市別、使用能源、權重.....</a>	<a href="#">15</a>
<a href="#">Variables Description.....</a>	<a href="#">16</a>
<a href="#">data100.....</a>	<a href="#">17</a>

# 100年計程車營運狀況調查

## 2011 Survey of Taxi Operating Conditions (Public Access Data)

### Overview

Type	計程車營運狀況調查
Identification	AG050003
Version	Production Date: 2017-05-16
<b>Abstract</b> 「計程車營運狀況調查」乃為蒐集臺閩地區計程車之持有管理、使用、收支情形，以及駕駛人對各項措施之看法，俾供政府釐訂計程車管理措施之依據。此次調查區域範圍為臺閩地區，包括臺灣省、五直轄市及福建省，調查對象為計程車駕駛人，調查單位為計程車車輛，調查實施期間為101年3月至6月為止，而抽樣方法採分層系統抽樣法，以100年底臺閩地區計程車車輛數為抽樣母體，並以臺閩地區22個縣市各為單一母體。各副母體再依個人車行、計程車客運業(俗稱車行)與運輸合作社分3層，以系統抽樣法抽選其所需樣本數，共計抽出20,000輛計程車為調查樣本，有效樣本數為8,279輛。最後，以郵寄問卷調查方式辦理。	
Kind of Data	抽查
Unit of Analysis	交通工具

### Scope & Coverage

Time Period(s)	2012
Countries	台灣 (Taiwan, ROC)
<b>Geographic Coverage</b> 臺灣省、五直轄市及福建省	
<b>Universe</b> 臺閩地區計程車車輛數	

### Producers & Sponsors

Primary Investigator(s)	交通部
Other Producer(s)	交通部

### Data Collection

Data Collection Dates	start 2012-03-01 end 2012-06-30
Data Collection Mode	郵寄自填問卷

### Data Processing & Appraisal

<b>Data Editing</b> 中央研究院人文社會科學研究中心調查研究專題中心所進行的資料整理方式，為不合理值檢核。	
---	--

<b>Accessibility</b>	
<b>Contact(s)</b>	學術調查研究資料庫(Survey Research Data Archive) (中央研究院人社中心調查研究專題中心), <a href="https://srda.sinica.edu.tw">https://srda.sinica.edu.tw</a> , <a href="mailto:srda@gate.sinica.edu.tw">srda@gate.sinica.edu.tw</a>
<b>Distributor(s)</b>	學術調查研究資料庫(Survey Research Data Archive)
<b>Depositor(s)</b>	交通部
<b><u>Access Conditions</u></b> 公共版(網路會員、一般會員、院內會員直接下載)	

# Files Description

Dataset contains 1 file(s)

data100	
# Cases	8279
# Variable(s)	156

# Variables Group(s)

Dataset contains 6 group(s)

Group 一、計程車持有管理情形							
#	Name	Label	Type	Format	Valid	Invalid	Question
1	a1	1-1.您開計程車是屬於：	discrete	numeric-1.0	7463	816	-
2	a2	1-2.您開的計程車目前使用的燃料為：	discrete	numeric-1.0	8268	11	-
3	a2a	1-2.您開的計程車目前使用的燃料為(1)單一燃料,使用之燃料為：	discrete	numeric-1.0	6922	1357	-
4	a2b	1-2.您開的計程車目前使用的燃料為:(2)雙燃料,瓦斯(液化石油氣)+	discrete	numeric-1.0	856	7423	-
5	a3	1-3.您開的計程車經營型態為：	discrete	numeric-1.0	8279	0	-
6	a3a	1-3.您開的計程車經營型態為:(1).車行車,其性質屬於：	discrete	numeric-1.0	2431	5848	-
7	a40	1-4.您開的計程車之計費方式為：	discrete	numeric-1.0	137	8142	-
8	a41	1-4.您開的計程車之計費方式為:(可複選)-(1)跳錶計費	discrete	numeric-1.0	7691	588	-
9	a42	1-4.您開的計程車之計費方式為:(可複選)-(2)議價計費	discrete	numeric-1.0	1276	7003	-
10	a43	1-4.您開的計程車之計費方式為:(可複選)-(3)依主管機關公告之固定起訖點固定運價計費	discrete	numeric-1.0	485	7794	-
11	a50	1-5.您營業載客方式：	discrete	numeric-1.0	63	8216	-
12	a51	1-5.您營業載客方式:(可複選)-(1)巡迴攬客	discrete	numeric-1.0	5480	2799	-
13	a52	1-5.您營業載客方式:(可複選)-(2)招呼站等候	discrete	numeric-1.0	1957	6322	-
14	a53	1-5.您營業載客方式:(可複選)-(3)定點排班	discrete	numeric-1.0	3035	5244	-
15	a54	1-5.您營業載客方式:(可複選)-(4)車行等候	discrete	numeric-1.0	382	7897	-
16	a55	1-5.您營業載客方式:(可複選)-(5)無線電或衛星派車	discrete	numeric-1.0	2965	5314	-
17	a56	1-5.您營業載客方式:(可複選)-(6)熟客電話(手機)叫車	discrete	numeric-1.0	2001	6278	-
18	a57	1-5.您營業載客方式:(可複選)-(7)其他(請說明_____)	discrete	numeric-1.0	42	8237	-
19	a5a	1-5.其中,最主要營業載客方式為:(限單選)	discrete	numeric-1.0	8116	163	-
20	a6	1-6.本車購買(擁有)當時為新車或二手車:(若非車主本人,請向車主詢問後填寫)	discrete	numeric-1.0	8038	241	-

#	Name	Label	Type	Format	Valid	Invalid	Question
21	a6a	1-6.(2)本車購買(擁有)當時為二手車,購買當時之車齡為:	discrete	numeric-1.0	2663	5616	-

**Group 二、計程車車輛使用情形**

#	Name	Label	Type	Format	Valid	Invalid	Question
1	b1	2-1.您開的計程車至目前為止已行駛公里數為:	discrete	numeric-1.0	8067	212	-
2	b1a	2-1.您開的計程車,行駛超過40萬公里之實際值(萬公里)	continuous	numeric-3.0	1341	6938	-
3	b2	2-2.您使用本車營業時,平均每天行駛多少公里:	discrete	numeric-1.0	8020	259	-
4	b2a	2-2.您開的計程車,每天行駛超過250公里之實際值(公里)	continuous	numeric-3.0	113	8166	-
5	b3	2-3.您平均每月放假(休息)幾天:	discrete	numeric-1.0	7944	335	-
6	b3a	2-3.您平均每月休息超過9天之實際值(天)	discrete	numeric-2.0	296	7983	-
7	b40	2-4.您平時營業之主要時段為:	discrete	numeric-1.0	383	7896	-
8	b41	2-4.您平時營業之主要時段為:(可複選)-(1)晚上12時~凌晨4時	discrete	numeric-1.0	769	7510	-
9	b42	2-4.您平時營業之主要時段為:(可複選)-(2)凌晨4時~上午6時	discrete	numeric-1.0	683	7596	-
10	b43	2-4.您平時營業之主要時段為:(可複選)-(3)上午6時~早上8時	discrete	numeric-1.0	2523	5756	-
11	b44	2-4.您平時營業之主要時段為:(可複選)-(4)早上8時~早上10時	discrete	numeric-1.0	4847	3432	-
12	b45	2-4.您平時營業之主要時段為:(可複選)-(5)早上10時~中午12時	discrete	numeric-1.0	4147	4132	-
13	b46	2-4.您平時營業之主要時段為:(可複選)-(6)中午12時~下午2時	discrete	numeric-1.0	2900	5379	-
14	b47	2-4.您平時營業之主要時段為:(可複選)-(7)下午2時~下午4時	discrete	numeric-1.0	3538	4741	-
15	b48	2-4.您平時營業之主要時段為:(可複選)-(8)下午4時~晚上6時	discrete	numeric-1.0	4045	4234	-
16	b49	2-4.您平時營業之主要時段為:(可複選)-(9)晚上6時~晚上8時	discrete	numeric-1.0	3472	4807	-
17	b410	2-4.您平時營業之主要時段為:(可複選)-(10)晚上8時~晚上10時	discrete	numeric-1.0	2644	5635	-



#	Name	Label	Type	Format	Valid	Invalid	Question
18	b411	2-4.您平時營業之主要時段為:(可複選)-(11)晚上10時~晚上12時	discrete	numeric-1.0	1596	6683	-
19	b5	2-5.您平均每天營業時數為:(扣除中途休息、吃飯時間)	discrete	numeric-1.0	8020	259	-
20	b5a	2-5.您平均每天營業超過14小時之實際值(小時)	continuous	numeric-2.0	271	8008	-
21	b6	2-6.您平均每天營業時間中未載到客人的空車時數為:(空繞加等候載客時間)	discrete	numeric-1.0	7803	476	-
22	b6a	2-6.您平均每天營業,空車超過7小時之實際值(小時)	discrete	numeric-2.0	392	7887	-
23	b7	2-7.您平均每天營業時間中未載到客人的空繞行駛里程為:	discrete	numeric-1.0	7661	618	-
24	b7a	2-7.您平均每天營業空繞超過140公里之實際值(公里)	continuous	numeric-3.0	46	8233	-
25	b8	2-8.您平均每天載客趟(次)數約為:	discrete	numeric-1.0	7936	343	-
26	b8a	2-8.您平均每天載客趟數超過25趟之實際值(趟)	continuous	numeric-2.0	52	8227	-
27	b9a	2-9.本車每次載客人數情形-(1)最常載客人數(含小孩)通常為幾人:	discrete	numeric-1.0	7794	485	-
28	b9b	2-9.本車每次載客人數情形-(2)平均每次載客人數(含小孩)約為:	discrete	numeric-1.0	7233	1046	-
29	b1011	2-10.本車平均每公升燃料可行駛多少公里:(在使用空調的情況下)-(1)使用汽油者每公升汽油可行駛里程數:(含使用雙燃料者)-行駛一般道路:	discrete	numeric-1.0	7859	420	-
30	b1012	2-10.本車平均每公升燃料可行駛多少公里:(在使用空調的情況下)-(1)使用汽油者每公升汽油可行駛里程數:(含使用雙燃料者)-行駛高速公路、快速道路:	discrete	numeric-1.0	6699	1580	-
31	b1021	2-10.本車平均每公升燃料可行駛多少公里:(在使用空調的情況下)-(2)使用瓦斯(液化石油氣)者,每公升瓦斯可行駛里程數:(含使用雙燃料者)-行駛一般道路	discrete	numeric-1.0	1614	6665	-
32	b1022	2-10.本車平均每公升燃料可行駛多少公里:(在使用空調的情況下)-(2)使用瓦斯(液化石油氣)者,每公升瓦斯可行駛里程數:(含使用雙燃料者)-行駛高速公路、快速道路	discrete	numeric-1.0	1459	6820	-
33	b1031	2-10.本車平均每公升燃料可行駛多少公里:(在使用空調的情況下)-(3)使用柴	discrete	numeric-1.0	286	7993	-

#	Name	Label	Type	Format	Valid	Invalid	Question
		油者,每公升柴油可行駛里程數:#行駛一般道路					
34	b1032	2-10.本車平均每公升燃料可行駛多少公里:(在使用空調的情況下)-(3)使用柴油者,每公升柴油可行駛里程數:#行駛高速公路、快速道路	discrete	numeric-1.0	426	7853	-
35	b11	2-11.本車在100年期間有無發生過交通事故(含輕微擦撞):	discrete	numeric-1.0	8013	266	-
36	b11a	2-11.(2).100年期間有發生過交通事故,總事故次數為:	discrete	numeric-1.0	2646	5633	-
37	b11a1	2-11.(2).100年期間有發生過交通事故,次數超過5次之實際值(次)	discrete	numeric-2.0	46	8233	-
38	b11a2	2-11.(2).100年期間有發生過交通事故,報警次數之實際值(次)	discrete	numeric-2.0	2646	5633	-
39	b12	2-12.您預估本車可再開幾年後汰舊換新:	discrete	numeric-1.0	7781	498	-
40	b12a	2-12.本車可再開幾年後汰舊換新,超過7年之實際值(年)	discrete	numeric-2.0	1017	7262	-
41	b13	2-13.您是否每月提撥一定金額作為換車基金?	discrete	numeric-1.0	7873	406	-
42	b13a	2-13.(1).每月提撥換車基金,請問每月提撥之換車基金金額為:_____(元)	continuous	numeric-5.0	419	7860	-
43	b14	2-14.您在今(101)年有無考慮停開計程車:	discrete	numeric-1.0	8090	189	-
44	b140	2-14.(1).有考慮停開計程車,原因為:	discrete	numeric-1.0	22	8257	-
45	b141	2-14.(1).[1].有考慮停開計程車,原因為(可複選,最多選3項):工作時間太長或不定	discrete	numeric-1.0	964	7315	-
46	b142	2-14.(1).[2].有考慮停開計程車,原因為(可複選,最多選3項):收入不佳	discrete	numeric-1.0	2264	6015	-
47	b143	2-14.(1).[3].有考慮停開計程車,原因為(可複選,最多選3項):興趣不合	discrete	numeric-1.0	50	8229	-
48	b144	2-14.(1).[4].有考慮停開計程車,原因為(可複選,最多選3項):身體欠佳	discrete	numeric-1.0	395	7884	-
49	b145	2-14.(1).[5].有考慮停開計程車,原因為(可複選,最多選3項):工作危險性較高	discrete	numeric-1.0	405	7874	-
50	b146	2-14.(1).[6].有考慮停開計程車,原因為(可複選,最多選3項):油價太高	discrete	numeric-1.0	1908	6371	-
51	b147	2-14.(1).[7].有考慮停開計程車,原因為(可複選,最多選3項):計程車數量太多	discrete	numeric-1.0	1363	6916	-

#	Name	Label	Type	Format	Valid	Invalid	Question
52	b148	2-14.(1).[8].有考慮停開計程車,原因為(可複選,最多選3項):退休,年齡將屆	discrete	numeric-1.0	586	7693	-
53	b149	2-14.(1).[9].有考慮停開計程車,原因為(可複選,最多選3項):其他	discrete	numeric-1.0	27	8252	-
54	b15	2-15.請問您100年有沒有加入無線電或衛星派遣車隊?	discrete	numeric-1.0	8279	0	-
55	b15a1	2-15.(1).有加入無線電或衛星派遣車隊:a.請問您未來會不會繼續加入派遣車隊?	discrete	numeric-1.0	2599	5680	-
56	b15a2	2-15.(1).有加入無線電或衛星派遣車隊:b.請問您目前有無提供車資折扣?	discrete	numeric-1.0	2277	6002	-
57	b15a2a	2-15.(1).b.加入無線電或衛星派遣車隊有車資折扣,駕駛人負擔__(%)	continuous	numeric-3.0	117	8162	-
58	b15a2b	2-15.(1).b.加入無線電或衛星派遣車隊有車資折扣,車隊負擔__(%)	discrete	numeric-2.0	117	8162	-
59	b15a3	2-15.(2).沒加入無線電或衛星派遣車隊:a.請問您未來會不會考慮加入派遣車隊?	discrete	numeric-1.0	4168	4111	-
60	b15a4	2-15.(2).沒加入無線電或衛星派遣車隊:b.請問您不加入派遣車隊之最主要原因為何?(限單選)	discrete	numeric-1.0	3448	4831	-

### Group 三、計程車收支情形

#	Name	Label	Type	Format	Valid	Invalid	Question
1	c1	3-1.本車購買情形:(不含保險費,租車者租金請依月租/日租則依填寫)	discrete	numeric-1.0	7776	503	-
2	c1a	3-1.購車時車輛總價(萬元)	continuous	numeric-6.2	6217	2062	-
3	c1b	3-1.平均每月租金(元)	continuous	numeric-5.0	125	8154	-
4	c1c	3-1.平均每日租金(元)	continuous	numeric-4.0	291	7988	-
5	c2	3-2.本車是否有設置廣告物?	discrete	numeric-1.0	8049	230	-
6	c2a0	3-2.(2)有設置廣告物:a.設置之廣告類型為:	discrete	numeric-1.0	137	8142	-
7	c2a1	3-2.(2)a.[1].設置之廣告類型為(可複選):車頂廣告看板	discrete	numeric-1.0	21	8258	-
8	c2a2	3-2.(2)a.[2].設置之廣告類型為(可複選):車門廣告	discrete	numeric-1.0	850	7429	-
9	c2a3	3-2.(2)a.[3].設置之廣告類型為(可複選):後車窗貼紙廣告	discrete	numeric-1.0	347	7932	-
10	c2a4	3-2.(2)a.[4].設置之廣告類型為(可複選):車內放置廣告文宣	discrete	numeric-1.0	574	7705	-

#	Name	Label	Type	Format	Valid	Invalid	Question
11	c2a5	3-2.(2)a.[5].設置之廣告類型為(可複選):車內LCD螢幕循環播放商業廣告	discrete	numeric-1.0	290	7989	-
12	c2a6	3-2.(2)a.[6].設置之廣告類型為(可複選):其他廣告物	discrete	numeric-1.0	38	8241	-
13	c2b	3-2.(2)有設置廣告物:b.設置之廣告收入為	discrete	numeric-1.0	1245	7034	-
14	c2b1	3-2.(2)b.有設置廣告物:設置之廣告收入為現金,平均月收入(元)	continuous	numeric-4.0	434	7845	-
15	c3	3-3.本車平均每天耗用之燃料支出為:(含加油站、加氣站之燃料支出)	discrete	numeric-1.0	8031	248	-
16	c3a	3-3.本車平均每天耗用之燃料支出超過900元之實際值(元)	continuous	numeric-7.2	404	7875	-
17	c4	3-4.本車過去一年(100年1月~100年12月)所花費之保養維修費為:(含更換汽油等保養)	discrete	numeric-1.0	7991	288	-
18	c50	3-5.您的計程車參加之保險為:	discrete	numeric-1.0	190	8089	-
19	c51	3-5.(1).您的計程車參加之保險為(可複選,不含聯保互助保險):強制汽車責任險	discrete	numeric-1.0	7705	574	-
20	c52	3-5.(2).您的計程車參加之保險為(可複選,不含聯保互助保險):任意汽車第三人責任險	discrete	numeric-1.0	3097	5182	-
21	c53	3-5.(3).您的計程車參加之保險為(可複選,不含聯保互助保險):乘客責任險	discrete	numeric-1.0	2466	5813	-
22	c54	3-5.(4).您的計程車參加之保險為(可複選,不含聯保互助保險):車體損失險	discrete	numeric-1.0	561	7718	-
23	c55	3-5.(5).您的計程車參加之保險為(可複選,不含聯保互助保險):竊盜險	discrete	numeric-1.0	129	8150	-
24	c56	3-5.(6).您的計程車參加之保險為(可複選,不含聯保互助保險):其他保險	discrete	numeric-1.0	19	8260	-
25	c6	3-6.本車過去一年(100年1月~100年12月)所花費之總保險費為:(不含聯保互助費)	discrete	numeric-1.0	7740	539	-
26	c71	3-7.您平均每月支付下列管理(服務)費用為:(不包含購車貸款)、租車租金、保證金、聯保互助及勞、健保費等)-(1)車行管理(靠行)費	discrete	numeric-1.0	8279	0	-
27	c72	3-7.您平均每月支付下列管理(服務)費用為:(不包含購車貸款)、租車租金、保證金、聯保互助及勞、健保費等)-(2)合作社服務費	discrete	numeric-1.0	8279	0	-

#	Name	Label	Type	Format	Valid	Invalid	Question
28	c73	3-7.您平均每月支付下列管理(服務)費用為:(不包含購車貸款)、租車租金、保證金、聯保互助及勞、健保費等)-(3)計程車客運服務業服務費-A.純代辦服務	discrete	numeric-1.0	8068	211	-
29	c74	3-7.您平均每月支付下列管理(服務)費用為:(不包含購車貸款)、租車租金、保證金、聯保互助及勞、健保費等)-(3)B.有無無線電台服務費(含月租費及通數費)	discrete	numeric-1.0	8279	0	-
30	c75	3-7.您平均每月支付下列管理(服務)費用為:(不包含購車貸款)、租車租金、保證金、聯保互助及勞、健保費等)-(3)C.衛星派遣服務費(含月租費及派遣費)	discrete	numeric-1.0	8279	0	-
31	c71a	3-7.(1).平均每月支付車行管理(靠行)費(元)	continuous	numeric-4.0	2032	6247	-
32	c72a	3-7.(2).平均每月支付合作社服務費(元)	continuous	numeric-4.0	1940	6339	-
33	c73a	3-7.(3).平均每月支付計程車客運服務業服務費(元)	continuous	numeric-4.0	217	8062	-
34	c74a	3-7.(3).平均每月支付無線電台服務費(元)	continuous	numeric-4.0	855	7424	-
35	c75a	3-7.(3).平均每月支付衛星派遣服務費(元)	continuous	numeric-4.0	1276	7003	-
36	c8	3-8.本車平均每月所花費之停車費(含臨停)為:	discrete	numeric-1.0	7982	297	-
37	c10	3-9.您平均一天營業總收入約為:(不扣除上列支出)	discrete	numeric-2.0	7964	315	-
38	c10a	3-9.您平均一天營業總收入超過3000元之實際值(元)	continuous	numeric-5.0	102	8177	-

#### Group 四、 你對下列措施之意見

#	Name	Label	Type	Format	Valid	Invalid	Question
1	d1a	4-1.您認為改善現行計程車管理制度,應優先採取哪些措施?第一優先採取措施	discrete	numeric-2.0	7520	759	-
2	d1b	4-1.您認為改善現行計程車管理制度,應優先採取哪些措施?第二優先採取措施	discrete	numeric-2.0	7031	1248	-
3	d1c	4-1.您認為改善現行計程車管理制度,應優先採取哪些措施?第三優先採取措施	discrete	numeric-2.0	6517	1762	-
4	d2	4-2.請問您短期內(1~2年)是否需要政府協助轉導轉業至大客車駕駛?	discrete	numeric-1.0	7737	542	-
5	d3	4-3.請問在您主要營業區域內,自用小客車(白牌車)違規營業之情形如何?	discrete	numeric-1.0	7952	327	-
6	d4	4-4.請問在您主要營業區域內,駕駛人因無執業登記證	discrete	numeric-1.0	7978	301	-

#	Name	Label	Type	Format	Valid	Invalid	Question
		或執業登記證期/註銷違規營業之情形如何?					
7	d5	4-5.交通部自100年6月1日起規定車隊提供車資折扣之差額,不得要求駕駛吸收(報經公路主管機關會商相關機關團體及公(工)會獲有共識做成結論明訂於契約書者不再此限),請問此規定實行後,您的收入有無改變?	discrete	numeric-1.0	7028	1251	-
8	d6	4-6.請問您認為現行有關限制車隊車資打折之規定有無鬆綁之必要?	discrete	numeric-1.0	7630	649	-
9	d7	4-7.請問您是否已於計程車內張貼交通部發送「親愛的乘客請繫安全帶」之宣導貼紙?	discrete	numeric-1.0	8056	223	-
10	d8	4-8.請問本車目前除了您本人之外,是否有與其他駕駛人輪流駕駛營業?	discrete	numeric-1.0	8044	235	-
11	d9a	4-9.政府補助「老舊計程車汰舊換新」之措施,請問(1)您是否知道「交通部優先補助車齡7年以上之計程車汰舊換新,每車可獲政府補助4萬元」之措施?	discrete	numeric-1.0	7989	290	-
12	d9b	4-9.政府補助「老舊計程車汰舊換新」之措施,請問(2)您認為政府補助老舊計程車汰舊換新措施,對於未來增加營收機會有無幫助?	discrete	numeric-1.0	7713	566	-
13	d9c	4-9.政府補助「老舊計程車汰舊換新」之措施,請問(3)您有無意願申請此次補助更換新車?(限出廠年份為西元2005年1月以前者填寫)	discrete	numeric-1.0	4157	4122	-
14	d9c0	4-9.政府補助「老舊計程車汰舊換新」之措施,請問(3)沒有意願,主要原因為:	discrete	numeric-1.0	159	8120	-
15	d9c1	4-9.政府補助「老舊計程車汰舊換新」之措施,(3)[3]沒有意願換新車,主要原因(可複選,最多選3項):1.無力繳付購車頭期款	discrete	numeric-1.0	1568	6711	-
16	d9c2	4-9.政府補助「老舊計程車汰舊換新」之措施,(3)[3]沒有意願換新車,主要原因(可複選,最多選3項):2.擔心未來收入不足以支付分期款	discrete	numeric-1.0	1864	6415	-
17	d9c3	4-9.政府補助「老舊計程車汰舊換新」之措施,(3)[3]沒有意願換新車,主要原因(可複選,最多選3項):3.車況尚可,未來年度倘仍有補助名額再提出申請	discrete	numeric-1.0	1248	7031	-
18	d9c4	4-9.政府補助「老舊計程車汰舊換新」之措施,(3)[3]	discrete	numeric-1.0	195	8084	-

#	Name	Label	Type	Format	Valid	Invalid	Question
		沒有意願換新車,主要原因(可複選,最多選3項):4.個人信用不良,銀行不願意貸款					
19	d9c5	4-9.政府補助「老舊計程車汰舊換新」之措施,(3)[3]沒有意願換新車,主要原因(可複選,最多選3項):5.兼職營業,無需換車	discrete	numeric-1.0	231	8048	-
20	d9c6	4-9.政府補助「老舊計程車汰舊換新」之措施,(3)[3]沒有意願換新車,主要原因(可複選,最多選3項):6.準備退休,無需換車	discrete	numeric-1.0	592	7687	-
21	d9c7	4-9.政府補助「老舊計程車汰舊換新」之措施,(3)[3]沒有意願換新車,主要原因(可複選,最多選3項):7.其他	discrete	numeric-1.0	120	8159	-

**Group 五、 駕駛人基本資料**

#	Name	Label	Type	Format	Valid	Invalid	Question
1	e1	5-1.性別	discrete	numeric-1.0	7975	304	-
2	e2	5-2.年齡	discrete	numeric-2.0	8147	132	-
3	e3	5-3.教育程度	discrete	numeric-1.0	8048	231	-
4	e41	5-4.您駕駛計程車之年資	discrete	numeric-2.0	7935	344	-
5	e42	5-4.(2)上述您駕駛計程車之年資有無中斷	discrete	numeric-1.0	7979	300	-
6	e42a	5-4.(2)B.駕駛計程車之年資有中斷,請問您最近1次中斷後,復駛計程車到現在的年資	discrete	numeric-2.0	1603	6676	-
7	e5	5-5.您選擇開計程車之最主要原因為:(限單選)	discrete	numeric-1.0	7956	323	-
8	e6	5-6.請問您居住在哪一個縣市:	discrete	numeric-2.0	8164	115	-
9	e7a	5-7.請問您平常主要營業城市:最主要營業縣市	discrete	numeric-2.0	8152	127	-
10	e7b	5-7.請問您平常主要營業城市:次要營業縣市	discrete	numeric-2.0	5420	2859	-

**Group 樣本編號、出廠年份、排氣量、車籍縣市別、使用能源、權重**

#	Name	Label	Type	Format	Valid	Invalid	Question
1	code	樣本編號	continuous	numeric-7.0	8279	0	-
2	yy	出廠年份(西元年)	continuous	numeric-4.0	8279	0	-
3	cc	排氣量(CC)	continuous	numeric-4.0	8279	0	-
4	city	車籍縣市別	discrete	numeric-2.0	8279	0	-
5	energy	使用能源	discrete	numeric-1.0	8279	0	-
6	wi	權重	continuous	numeric-4.0	8279	0	-

# Variables Description

Dataset contains 156 variable(s)



## File : data100

# a1: 1-1.您開計程車是屬於:

<b>Information</b>	[Type= discrete] [Format=numeric] [Range= 1-2] [Missing=*]
<b>Statistics [NW/ W]</b>	[Valid=7463 /-] [Invalid=816 /-]

Value	Label	Cases	Percentage
1	專職(係指主要收入來源為駕駛計程車所得)	6689	89.6%
2	兼職	774	10.4%
Sysmiss		816	

Warning: these figures indicate the number of cases found in the data file. They cannot be interpreted as summary statistics of the population of interest.

# a2: 1-2.您開的計程車目前使用的燃料為:

<b>Information</b>	[Type= discrete] [Format=numeric] [Range= 1-3] [Missing=*]
<b>Statistics [NW/ W]</b>	[Valid=8268 /-] [Invalid=11 /-]

Value	Label	Cases	Percentage
1	單一燃料	7210	87.2%
2	雙燃料, 瓦斯(液化石油氣)	1055	12.8%
3	其他(請說明_____)	3	0.0%
Sysmiss		11	

Warning: these figures indicate the number of cases found in the data file. They cannot be interpreted as summary statistics of the population of interest.

# a2a: 1-2.您開的計程車目前使用的燃料為(1)單一燃料, 使用之燃料為:

<b>Information</b>	[Type= discrete] [Format=numeric] [Range= 1-7] [Missing=*]
<b>Statistics [NW/ W]</b>	[Valid=6922 /-] [Invalid=1357 /-]

Value	Label	Cases	Percentage
1	92無鉛汽油	671	9.7%
2	95無鉛汽油	5899	85.2%
3	98無鉛汽油	226	3.3%
4	酒精汽油	23	0.3%
5	超級柴油	69	1.0%
6	生質柴油	6	0.1%
7	瓦斯(液化石油氣)	28	0.4%
Sysmiss		1357	

Warning: these figures indicate the number of cases found in the data file. They cannot be interpreted as summary statistics of the population of interest.

# a2b: 1-2.您開的計程車目前使用的燃料為:(2)雙燃料, 瓦斯(液化石油氣)+

<b>Information</b>	[Type= discrete] [Format=numeric] [Range= 1-6] [Missing=*]
<b>Statistics [NW/ W]</b>	[Valid=856 /-] [Invalid=7423 /-]

Value	Label	Cases	Percentage
1	92無鉛汽油	80	9.3%
2	95無鉛汽油	731	85.4%
3	98無鉛汽油	38	4.4%
4	酒精汽油	5	0.6%
5	超級柴油	0	
6	生質柴油	2	0.2%
Sysmiss		7423	

Warning: these figures indicate the number of cases found in the data file. They cannot be interpreted as summary statistics of the population of interest.

<b>File : data100</b>			
# a3: 1-3.您開的計程車經營型態為:			
Information	[Type= discrete] [Format=numeric] [Range= 1-3] [Missing=*]		
Statistics [NW/ W]	[Valid=8279 /-] [Invalid=0 /-]		
Value	Label	Cases	Percentage
1	車行車	2032	24.5%
2	個人車	4307	52.0%
3	合作社車	1940	23.4%
Warning: these figures indicate the number of cases found in the data file. They cannot be interpreted as summary statistics of the population of interest.			
# a3a: 1-3.您開的計程車經營型態為:(1).車行車,其性質屬於:			
Information	[Type= discrete] [Format=numeric] [Range= 1-4] [Missing=*]		
Statistics [NW/ W]	[Valid=2431 /-] [Invalid=5848 /-]		
Value	Label	Cases	Percentage
1	自有車靠行, 請問行照上是否有註記「自備車身駕駛人」	2015	82.9%
2	向車行租用	381	15.7%
3	領車行薪水	19	0.8%
4	其他(請說明_____)	16	0.7%
Sysmiss		5848	
Warning: these figures indicate the number of cases found in the data file. They cannot be interpreted as summary statistics of the population of interest.			
# a40: 1-4.您開的計程車之計費方式為:			
Information	[Type= discrete] [Format=numeric] [Range= 1-1] [Missing=*]		
Statistics [NW/ W]	[Valid=137 /-] [Invalid=8142 /-]		
Value	Label	Cases	Percentage
1	未填答	137	100.0%
Sysmiss		8142	
Warning: these figures indicate the number of cases found in the data file. They cannot be interpreted as summary statistics of the population of interest.			
# a41: 1-4.您開的計程車之計費方式為:(可複選)-(1)跳錶計費			
Information	[Type= discrete] [Format=numeric] [Range= 1-1] [Missing=*]		
Statistics [NW/ W]	[Valid=7691 /-] [Invalid=588 /-]		
Value	Label	Cases	Percentage
1	有	7691	100.0%
Sysmiss		588	
Warning: these figures indicate the number of cases found in the data file. They cannot be interpreted as summary statistics of the population of interest.			
# a42: 1-4.您開的計程車之計費方式為:(可複選)-(2)議價計費			
Information	[Type= discrete] [Format=numeric] [Range= 1-1] [Missing=*]		
Statistics [NW/ W]	[Valid=1276 /-] [Invalid=7003 /-]		
Value	Label	Cases	Percentage
1	有	1276	100.0%
Sysmiss		7003	
Warning: these figures indicate the number of cases found in the data file. They cannot be interpreted as summary statistics of the population of interest.			
# a43: 1-4.您開的計程車之計費方式為:(可複選)-(3)依主管機關公告之固定起訖點固定運價計費			
Information	[Type= discrete] [Format=numeric] [Range= 1-1] [Missing=*]		
Statistics [NW/ W]	[Valid=485 /-] [Invalid=7794 /-]		

## File : data100

# a43: 1-4.您開的計程車之計費方式為:(可複選)-(3)依主管機關公告之固定起訖點固定運價計費

Value	Label	Cases	Percentage
1	有	485	<div><div></div></div> 100.0%
Sysmiss		7794	

Warning: these figures indicate the number of cases found in the data file. They cannot be interpreted as summary statistics of the population of interest.

# a50: 1-5.您營業載客方式:

Information	[Type= discrete] [Format=numeric] [Range= 1-1] [Missing=*]
Statistics [NW/ W]	[Valid=63 /-] [Invalid=8216 /-]

Value	Label	Cases	Percentage
1	未填答	63	<div><div></div></div> 100.0%
Sysmiss		8216	

Warning: these figures indicate the number of cases found in the data file. They cannot be interpreted as summary statistics of the population of interest.

# a51: 1-5.您營業載客方式:(可複選)-(1)巡迴攬客

Information	[Type= discrete] [Format=numeric] [Range= 1-1] [Missing=*]
Statistics [NW/ W]	[Valid=5480 /-] [Invalid=2799 /-]

Value	Label	Cases	Percentage
1	有	5480	<div><div></div></div> 100.0%
Sysmiss		2799	

Warning: these figures indicate the number of cases found in the data file. They cannot be interpreted as summary statistics of the population of interest.

# a52: 1-5.您營業載客方式:(可複選)-(2)招呼站等候

Information	[Type= discrete] [Format=numeric] [Range= 1-1] [Missing=*]
Statistics [NW/ W]	[Valid=1957 /-] [Invalid=6322 /-]

Value	Label	Cases	Percentage
1	有	1957	<div><div></div></div> 100.0%
Sysmiss		6322	

Warning: these figures indicate the number of cases found in the data file. They cannot be interpreted as summary statistics of the population of interest.

# a53: 1-5.您營業載客方式:(可複選)-(3)定點排班

Information	[Type= discrete] [Format=numeric] [Range= 1-1] [Missing=*]
Statistics [NW/ W]	[Valid=3035 /-] [Invalid=5244 /-]

Value	Label	Cases	Percentage
1	有	3035	<div><div></div></div> 100.0%
Sysmiss		5244	

Warning: these figures indicate the number of cases found in the data file. They cannot be interpreted as summary statistics of the population of interest.

# a54: 1-5.您營業載客方式:(可複選)-(4)車行等候

Information	[Type= discrete] [Format=numeric] [Range= 1-1] [Missing=*]
Statistics [NW/ W]	[Valid=382 /-] [Invalid=7897 /-]

Value	Label	Cases	Percentage
1	有	382	<div><div></div></div> 100.0%
Sysmiss		7897	

Warning: these figures indicate the number of cases found in the data file. They cannot be interpreted as summary statistics of the population of interest.

<b>File : data100</b>			
# a55: 1-5.您營業載客方式:(可複選)-(5)無線電或衛星派車			
<b>Information</b>		[Type= discrete] [Format=numeric] [Range= 1-1] [Missing=*]	
<b>Statistics [NW/ W]</b>		[Valid=2965 /-] [Invalid=5314 /-]	
<b>Value</b>	<b>Label</b>	<b>Cases</b>	<b>Percentage</b>
1	有	2965	<div><div></div></div> 100.0%
Sysmiss		5314	
<i>Warning: these figures indicate the number of cases found in the data file. They cannot be interpreted as summary statistics of the population of interest.</i>			
# a56: 1-5.您營業載客方式:(可複選)-(6)熟客電話(手機)叫車			
<b>Information</b>		[Type= discrete] [Format=numeric] [Range= 1-1] [Missing=*]	
<b>Statistics [NW/ W]</b>		[Valid=2001 /-] [Invalid=6278 /-]	
<b>Value</b>	<b>Label</b>	<b>Cases</b>	<b>Percentage</b>
1	有	2001	<div><div></div></div> 100.0%
Sysmiss		6278	
<i>Warning: these figures indicate the number of cases found in the data file. They cannot be interpreted as summary statistics of the population of interest.</i>			
# a57: 1-5.您營業載客方式:(可複選)-(7)其他(請說明_____)			
<b>Information</b>		[Type= discrete] [Format=numeric] [Range= 1-1] [Missing=*]	
<b>Statistics [NW/ W]</b>		[Valid=42 /-] [Invalid=8237 /-]	
<b>Value</b>	<b>Label</b>	<b>Cases</b>	<b>Percentage</b>
1	有	42	<div><div></div></div> 100.0%
Sysmiss		8237	
<i>Warning: these figures indicate the number of cases found in the data file. They cannot be interpreted as summary statistics of the population of interest.</i>			
# a5a: 1-5.其中,最主要營業載客方式為:(限單選)			
<b>Information</b>		[Type= discrete] [Format=numeric] [Range= 1-7] [Missing=*]	
<b>Statistics [NW/ W]</b>		[Valid=8116 /-] [Invalid=163 /-]	
<b>Value</b>	<b>Label</b>	<b>Cases</b>	<b>Percentage</b>
1	巡迴攬客	4180	<div><div></div></div> 51.5%
2	招呼站等候	545	<div><div></div></div> 6.7%
3	定點排班	1425	<div><div></div></div> 17.6%
4	車行等候	252	<div><div></div></div> 3.1%
5	無線電或衛星派車	1113	<div><div></div></div> 13.7%
6	熟客電話(手機)叫車	583	<div><div></div></div> 7.2%
7	其他(請說明_____)	18	<div><div></div></div> 0.2%
Sysmiss		163	
<i>Warning: these figures indicate the number of cases found in the data file. They cannot be interpreted as summary statistics of the population of interest.</i>			
# a6: 1-6.本車購買(擁有)當時為新車或二手車:(若非車主本人,請向車主詢問後填寫)			
<b>Information</b>		[Type= discrete] [Format=numeric] [Range= 1-2] [Missing=*]	
<b>Statistics [NW/ W]</b>		[Valid=8038 /-] [Invalid=241 /-]	
<b>Value</b>	<b>Label</b>	<b>Cases</b>	<b>Percentage</b>
1	新車	5252	<div><div></div></div> 65.3%
2	二手車	2786	<div><div></div></div> 34.7%
Sysmiss		241	
<i>Warning: these figures indicate the number of cases found in the data file. They cannot be interpreted as summary statistics of the population of interest.</i>			

## File : data100

# a6a: 1-6.(2)本車購買(擁有)當時為二手車,購買當時之車齡為:

Information	[Type= discrete] [Format=numeric] [Range= 1-6] [Missing=*]
Statistics [NW/ W]	[Valid=2663 /-] [Invalid=5616 /-]

Value	Label	Cases	Percentage
1	未滿1年	137	5.1%
2	1~未滿3年	617	23.2%
3	3~未滿5年	617	23.2%
4	5~未滿7年	475	17.8%
5	7~未滿10年	490	18.4%
6	10年及以上	327	12.3%
Sysmiss		5616	

Warning: these figures indicate the number of cases found in the data file. They cannot be interpreted as summary statistics of the population of interest.

# b1: 2-1.您開的計程車至目前為止已行駛公里數為:

Information	[Type= discrete] [Format=numeric] [Range= 1-9] [Missing=*]
Statistics [NW/ W]	[Valid=8067 /-] [Invalid=212 /-]

Value	Label	Cases	Percentage
1	未滿5萬公里	583	7.2%
2	5~未滿10萬公里	762	9.4%
3	10~未滿15萬公里	891	11.0%
4	15~未滿20萬公里	830	10.3%
5	20~未滿25萬公里	1120	13.9%
6	25~未滿30萬公里	993	12.3%
7	30~未滿35萬公里	775	9.6%
8	35~未滿40萬公里	772	9.6%
9	40萬公里及以上(請註明____萬公里)	1341	16.6%
Sysmiss		212	

Warning: these figures indicate the number of cases found in the data file. They cannot be interpreted as summary statistics of the population of interest.

# b1a: 2-1.您開的計程車,行駛超過40萬公里之實際值(萬公里)

Information	[Type= continuous] [Format=numeric] [Range= 40-100] [Missing=*]
Statistics [NW/ W]	[Valid=1341 /-] [Invalid=6938 /-] [Mean=53.913 /-] [StdDev=10.186 /-]

# b2: 2-2.您使用本車營業時,平均每天行駛多少公里:

Information	[Type= discrete] [Format=numeric] [Range= 1-8] [Missing=*]
Statistics [NW/ W]	[Valid=8020 /-] [Invalid=259 /-]

Value	Label	Cases	Percentage
1	未滿50公里	629	7.8%
2	50~未滿100公里	1680	20.9%
3	100~未滿130公里	1725	21.5%
4	130~未滿160公里	1474	18.4%
5	160~未滿190公里	1227	15.3%
6	190~未滿220公里	833	10.4%
7	220~未滿250公里	339	4.2%
8	250公里及以上(請註明____公里)	113	1.4%
Sysmiss		259	

File : data100			
# b2: 2-2.您使用本車營業時, 平均每天行駛多少公里:			
Warning: these figures indicate the number of cases found in the data file. They cannot be interpreted as summary statistics of the population of interest.			
# b2a: 2-2.您開的計程車, 每天行駛超過250公里之實際值(公里)			
Information		[Type= continuous] [Format=numeric] [Range= 250-460] [Missing=*]	
Statistics [NW/ W]		[Valid=113 /-] [Invalid=8166 /-] [Mean=313.363 /-] [StdDev=49.037 /-]	
# b3: 2-3.您平均每月放假(休息)幾天:			
Information		[Type= discrete] [Format=numeric] [Range= 1-6] [Missing=*]	
Statistics [NW/ W]		[Valid=7944 /-] [Invalid=335 /-]	
Value	Label	Cases	Percentage
1	0天	1716	<div><div></div></div> 21.6%
2	1~2天	2148	<div><div></div></div> 27.0%
3	3~4天	2125	<div><div></div></div> 26.7%
4	5~6天	982	<div><div></div></div> 12.4%
5	7~8天	677	<div><div></div></div> 8.5%
6	9天及以上(請註明____天)	296	<div><div></div></div> 3.7%
Sysmiss		335	
Warning: these figures indicate the number of cases found in the data file. They cannot be interpreted as summary statistics of the population of interest.			
# b3a: 2-3.您平均每月休息超過9天之實際值(天)			
Information		[Type= discrete] [Format=numeric] [Range= 9-30] [Missing=*]	
Statistics [NW/ W]		[Valid=296 /-] [Invalid=7983 /-]	
Value	Label	Cases	Percentage
9		5	<div><div></div></div> 1.7%
10		29	<div><div></div></div> 9.8%
11		3	<div><div></div></div> 1.0%
12		13	<div><div></div></div> 4.4%
13		1	<div><div></div></div> 0.3%
14		3	<div><div></div></div> 1.0%
15		210	<div><div></div></div> 70.9%
16		1	<div><div></div></div> 0.3%
19		1	<div><div></div></div> 0.3%
20		14	<div><div></div></div> 4.7%
22		6	<div><div></div></div> 2.0%
24		1	<div><div></div></div> 0.3%
25		3	<div><div></div></div> 1.0%
26		1	<div><div></div></div> 0.3%
30		5	<div><div></div></div> 1.7%
Sysmiss		7983	
Warning: these figures indicate the number of cases found in the data file. They cannot be interpreted as summary statistics of the population of interest.			
# b40: 2-4.您平時營業之主要時段為:			
Information		[Type= discrete] [Format=numeric] [Range= 1-1] [Missing=*]	
Statistics [NW/ W]		[Valid=383 /-] [Invalid=7896 /-]	
Value	Label	Cases	Percentage
1	未填答	383	<div><div></div></div> 100.0%

## File : data100

# b40: 2-4.您平時營業之主要時段為:

Value	Label	Cases	Percentage
Sysmiss		7896	

Warning: these figures indicate the number of cases found in the data file. They cannot be interpreted as summary statistics of the population of interest.

# b41: 2-4.您平時營業之主要時段為:(可複選)-(1)晚上12時~凌晨4時

Information	[Type= discrete] [Format=numeric] [Range= 1-1] [Missing=*]
Statistics [NW/ W]	[Valid=769 /-] [Invalid=7510 /-]

Value	Label	Cases	Percentage
1	是	769	100.0%
Sysmiss		7510	

Warning: these figures indicate the number of cases found in the data file. They cannot be interpreted as summary statistics of the population of interest.

# b42: 2-4.您平時營業之主要時段為:(可複選)-(2)凌晨4時~上午6時

Information	[Type= discrete] [Format=numeric] [Range= 1-1] [Missing=*]
Statistics [NW/ W]	[Valid=683 /-] [Invalid=7596 /-]

Value	Label	Cases	Percentage
1	是	683	100.0%
Sysmiss		7596	

Warning: these figures indicate the number of cases found in the data file. They cannot be interpreted as summary statistics of the population of interest.

# b43: 2-4.您平時營業之主要時段為:(可複選)-(3)上午6時~早上8時

Information	[Type= discrete] [Format=numeric] [Range= 1-1] [Missing=*]
Statistics [NW/ W]	[Valid=2523 /-] [Invalid=5756 /-]

Value	Label	Cases	Percentage
1	是	2523	100.0%
Sysmiss		5756	

Warning: these figures indicate the number of cases found in the data file. They cannot be interpreted as summary statistics of the population of interest.

# b44: 2-4.您平時營業之主要時段為:(可複選)-(4)早上8時~早上10時

Information	[Type= discrete] [Format=numeric] [Range= 1-1] [Missing=*]
Statistics [NW/ W]	[Valid=4847 /-] [Invalid=3432 /-]

Value	Label	Cases	Percentage
1	是	4847	100.0%
Sysmiss		3432	

Warning: these figures indicate the number of cases found in the data file. They cannot be interpreted as summary statistics of the population of interest.

# b45: 2-4.您平時營業之主要時段為:(可複選)-(5)早上10時~中午12時

Information	[Type= discrete] [Format=numeric] [Range= 1-1] [Missing=*]
Statistics [NW/ W]	[Valid=4147 /-] [Invalid=4132 /-]

Value	Label	Cases	Percentage
1	是	4147	100.0%
Sysmiss		4132	

Warning: these figures indicate the number of cases found in the data file. They cannot be interpreted as summary statistics of the population of interest.

# b46: 2-4.您平時營業之主要時段為:(可複選)-(6)中午12時~下午2時

Information	[Type= discrete] [Format=numeric] [Range= 1-1] [Missing=*]
-------------	--

## File : data100

# b46: 2-4.您平時營業之主要時段為:(可複選)-(6)中午12時~下午2時

Statistics [NW/ W] [Valid=2900 /-] [Invalid=5379 /-]

Value	Label	Cases	Percentage
1	是	2900	<div></div> 100.0%
Sysmiss		5379	

Warning: these figures indicate the number of cases found in the data file. They cannot be interpreted as summary statistics of the population of interest.

# b47: 2-4.您平時營業之主要時段為:(可複選)-(7)下午2時~下午4時

Information [Type= discrete] [Format=numeric] [Range= 1-1] [Missing=\*]

Statistics [NW/ W] [Valid=3538 /-] [Invalid=4741 /-]

Value	Label	Cases	Percentage
1	是	3538	<div></div> 100.0%
Sysmiss		4741	

Warning: these figures indicate the number of cases found in the data file. They cannot be interpreted as summary statistics of the population of interest.

# b48: 2-4.您平時營業之主要時段為:(可複選)-(8)下午4時~晚上6時

Information [Type= discrete] [Format=numeric] [Range= 1-1] [Missing=\*]

Statistics [NW/ W] [Valid=4045 /-] [Invalid=4234 /-]

Value	Label	Cases	Percentage
1	是	4045	<div></div> 100.0%
Sysmiss		4234	

Warning: these figures indicate the number of cases found in the data file. They cannot be interpreted as summary statistics of the population of interest.

# b49: 2-4.您平時營業之主要時段為:(可複選)-(9)晚上6時~晚上8時

Information [Type= discrete] [Format=numeric] [Range= 1-1] [Missing=\*]

Statistics [NW/ W] [Valid=3472 /-] [Invalid=4807 /-]

Value	Label	Cases	Percentage
1	是	3472	<div></div> 100.0%
Sysmiss		4807	

Warning: these figures indicate the number of cases found in the data file. They cannot be interpreted as summary statistics of the population of interest.

# b410: 2-4.您平時營業之主要時段為:(可複選)-(10)晚上8時~晚上10時

Information [Type= discrete] [Format=numeric] [Range= 1-1] [Missing=\*]

Statistics [NW/ W] [Valid=2644 /-] [Invalid=5635 /-]

Value	Label	Cases	Percentage
1	是	2644	<div></div> 100.0%
Sysmiss		5635	

Warning: these figures indicate the number of cases found in the data file. They cannot be interpreted as summary statistics of the population of interest.

# b411: 2-4.您平時營業之主要時段為:(可複選)-(11)晚上10時~晚上12時

Information [Type= discrete] [Format=numeric] [Range= 1-1] [Missing=\*]

Statistics [NW/ W] [Valid=1596 /-] [Invalid=6683 /-]

Value	Label	Cases	Percentage
1	是	1596	<div></div> 100.0%
Sysmiss		6683	

Warning: these figures indicate the number of cases found in the data file. They cannot be interpreted as summary statistics of the population of interest.



## File : data100

# b5: 2-5.您平均每天營業時數為:(扣除中途休息、吃飯時間)

Information	[Type= discrete] [Format=numeric] [Range= 1-7] [Missing=*]
Statistics [NW/ W]	[Valid=8020 /-] [Invalid=259 /-]

Value	Label	Cases	Percentage
1	未滿4小時	281	3.5%
2	4~未滿6小時	562	7.0%
3	6~未滿8小時	1108	13.8%
4	8~未滿10小時	2049	25.5%
5	10~未滿12小時	2571	32.1%
6	12~未滿14小時	1178	14.7%
7	14小時及以上(請註明____小時)	271	3.4%
Sysmiss		259	

Warning: these figures indicate the number of cases found in the data file. They cannot be interpreted as summary statistics of the population of interest.

# b5a: 2-5.您平均每天營業超過14小時之實際值(小時)

Information	[Type= continuous] [Format=numeric] [Range= 14-20] [Missing=*]
Statistics [NW/ W]	[Valid=271 /-] [Invalid=8008 /-] [Mean=15.856 /-] [StdDev=0.953 /-]

# b6: 2-6.您平均每天營業時間中未載到客人的空車時數為:(空繞加等候載客時間)

Information	[Type= discrete] [Format=numeric] [Range= 1-9] [Missing=*]
Statistics [NW/ W]	[Valid=7803 /-] [Invalid=476 /-]

Value	Label	Cases	Percentage
1	未滿半小時	33	0.4%
2	半~未滿1小時	243	3.1%
3	1~未滿2小時	1401	18.0%
4	2~未滿3小時	2206	28.3%
5	3~未滿4小時	1336	17.1%
6	4~未滿5小時	903	11.6%
7	5~未滿6小時	659	8.4%
8	6~未滿7小時	630	8.1%
9	7小時及以上(請註明____小時)	392	5.0%
Sysmiss		476	

Warning: these figures indicate the number of cases found in the data file. They cannot be interpreted as summary statistics of the population of interest.

# b6a: 2-6.您平均每天營業, 空車超過7小時之實際值(小時)

Information	[Type= discrete] [Format=numeric] [Range= 7-20] [Missing=*]
Statistics [NW/ W]	[Valid=392 /-] [Invalid=7887 /-]

Value	Label	Cases	Percentage
7		8	2.0%
8		81	20.7%
9		238	60.7%
10		43	11.0%
11		4	1.0%
12		9	2.3%
14		3	0.8%
15		1	0.3%

## File : data100

# b6a: 2-6.您平均每天營業，空車超過7小時之實際值(小時)

Value	Label	Cases	Percentage
16		2	0.5%
20		3	0.8%
Sysmiss		7887	

Warning: these figures indicate the number of cases found in the data file. They cannot be interpreted as summary statistics of the population of interest.

# b7: 2-7.您平均每天營業時間中未載到客人的空繞行駛里程為：

Information	[Type= discrete] [Format=numeric] [Range= 1-9] [Missing=*]
Statistics [NW/ W]	[Valid=7661 /-] [Invalid=618 /-]

Value	Label	Cases	Percentage
1	未滿10公里	558	7.3%
2	10~未滿20公里	703	9.2%
3	20~未滿40公里	2210	28.8%
4	40~未滿60公里	2139	27.9%
5	60~未滿80公里	1198	15.6%
6	80~未滿100公里	480	6.3%
7	100~未滿120公里	217	2.8%
8	120~未滿140公里	110	1.4%
9	140公里及以上(請註明____公里)	46	0.6%
Sysmiss		618	

Warning: these figures indicate the number of cases found in the data file. They cannot be interpreted as summary statistics of the population of interest.

# b7a: 2-7.您平均每天營業空繞超過140公里之實際值(公里)

Information	[Type= continuous] [Format=numeric] [Range= 150-200] [Missing=*]
Statistics [NW/ W]	[Valid=46 /-] [Invalid=8233 /-] [Mean=174.891 /-] [StdDev=13.804 /-]

# b8: 2-8.您平均每天載客趟(次)數約為：

Information	[Type= discrete] [Format=numeric] [Range= 1-6] [Missing=*]
Statistics [NW/ W]	[Valid=7936 /-] [Invalid=343 /-]

Value	Label	Cases	Percentage
1	未滿5趟	978	12.3%
2	5~未滿10趟	2503	31.5%
3	10~未滿15趟	2659	33.5%
4	15~未滿20趟	1311	16.5%
5	20~未滿25趟	433	5.5%
6	25趟及以上(請註明____趟)	52	0.7%
Sysmiss		343	

Warning: these figures indicate the number of cases found in the data file. They cannot be interpreted as summary statistics of the population of interest.

# b8a: 2-8.您平均每天載客趟數超過25趟之實際值(趟)





Information	[Type= continuous] [Format=numeric] [Range= 25-40] [Missing=*]
Statistics [NW/ W]	[Valid=52 /-] [Invalid=8227 /-] [Mean=30.115 /-] [StdDev=2.439 /-]

# b9a: 2-9.本車每次載客人數情形-(1)最常載客人數(含小孩)通常為幾人：

Information	[Type= discrete] [Format=numeric] [Range= 1-4] [Missing=*]
Statistics [NW/ W]	[Valid=7794 /-] [Invalid=485 /-]

## File : data100





# **b9a: 2-9.**本車每次載客人數情形-(1)最常載客人數(含小孩)通常為幾人:

Value	Label	Cases	Percentage
1	1人	2204	 28.3%
2	2人	3804	 48.8%
3	3人	1543	 19.8%
4	4人	243	 3.1%
Sysmiss		485	

Warning: these figures indicate the number of cases found in the data file. They cannot be interpreted as summary statistics of the population of interest.

# **b9b: 2-9.**本車每次載客人數情形-(2)平均每次載客人數(含小孩)約為:







Information	[Type= discrete] [Format=numeric] [Range= 1-4] [Missing=*]
Statistics [NW/ W]	[Valid=7233 /-] [Invalid=1046 /-]

Value	Label	Cases	Percentage
1	1~未滿2人	2009	 27.8%
2	2~未滿3人	4211	 58.2%
3	3~未滿4人	939	 13.0%
4	4人及以上	74	 1.0%
Sysmiss		1046	

Warning: these figures indicate the number of cases found in the data file. They cannot be interpreted as summary statistics of the population of interest.

# **b1011: 2-10.**本車平均每公升燃料可行駛多少公里:(在使用空調的情況下)-(1)使用汽油者每公升汽油可行駛里程數:(含使用雙燃料者)-行駛一般道路:

Information	[Type= discrete] [Format=numeric] [Range= 1-6] [Missing=*]
Statistics [NW/ W]	[Valid=7859 /-] [Invalid=420 /-]

Value	Label	Cases	Percentage
1	未滿6公里	596	 7.6%
2	6~未滿8公里	3235	 41.2%
3	8~未滿10公里	3065	 39.0%
4	10~未滿12公里	750	 9.5%
5	12~未滿14公里	161	 2.0%
6	14公里及以上	52	 0.7%
Sysmiss		420	

Warning: these figures indicate the number of cases found in the data file. They cannot be interpreted as summary statistics of the population of interest.

# **b1012: 2-10.**本車平均每公升燃料可行駛多少公里:(在使用空調的情況下)-(1)使用汽油者每公升汽油可行駛里程數:(含使用雙燃料者)-行駛高速公路、快速道路:

<b>Information</b>	[Type= discrete] [Format=numeric] [Range= 1-8] [Missing=*]
<b>Statistics [NW/ W]</b>	[Valid=6699 /-] [Invalid=1580 /-]

Value	Label	Cases	Percentage
1	不曾行駛	315	4.7%
2	未滿6公里	248	3.7%
3	6~未滿8公里	636	9.5%
4	8~未滿10公里	1613	24.1%
5	10~未滿12公里	2553	38.1%
6	12~未滿14公里	1015	15.2%
7	14~未滿16公里	223	3.3%
8	16公里及以上	96	1.4%
Sysmiss		1580	

Warning: these figures indicate the number of cases found in the data file. They cannot be interpreted as summary statistics of the population of interest.

# **b1021: 2-10.**本車平均每公升燃料可行駛多少公里:(在使用空調的情況下)-(2)使用瓦斯(液化石油氣)者,每公升瓦斯可行駛里程數:(含使用雙燃料者)-行駛一般道路

<b>Information</b>	[Type= discrete] [Format=numeric] [Range= 1-6] [Missing=*]
<b>Statistics [NW/ W]</b>	[Valid=1614 /-] [Invalid=6665 /-]

Value	Label	Cases	Percentage
1	未滿6公里	346	21.4%
2	6~未滿8公里	660	40.9%
3	8~未滿10公里	311	19.3%
4	10~未滿12公里	157	9.7%
5	12~未滿14公里	91	5.6%
6	14公里及以上	49	3.0%
Sysmiss		6665	

Warning: these figures indicate the number of cases found in the data file. They cannot be interpreted as summary statistics of the population of interest.

# **b1022: 2-10.**本車平均每公升燃料可行駛多少公里:(在使用空調的情況下)-(2)使用瓦斯(液化石油氣)者,每公升瓦斯可行駛里程數:(含使用雙燃料者)-行駛高速公路、快速道路

<b>Information</b>	[Type= discrete] [Format=numeric] [Range= 1-8] [Missing=*]
<b>Statistics [NW/ W]</b>	[Valid=1459 /-] [Invalid=6820 /-]

Value	Label	Cases	Percentage
1	不曾行駛	144	9.9%
2	未滿6公里	89	6.1%
3	6~未滿8公里	249	17.1%
4	8~未滿10公里	426	29.2%
5	10~未滿12公里	376	25.8%
6	12~未滿14公里	103	7.1%
7	14~未滿16公里	40	2.7%
8	16公里及以上	32	2.2%
Sysmiss		6820	

Warning: these figures indicate the number of cases found in the data file. They cannot be interpreted as summary statistics of the population of interest.

# **b1031: 2-10.**本車平均每公升燃料可行駛多少公里:(在使用空調的情況下)-(3)使用柴油者,每公升柴油可行駛里程數:#行駛一般道路

<b>Information</b>	[Type= discrete] [Format=numeric] [Range= 1-6] [Missing=*]
--------------------	--

# **b1031: 2-10.**本車平均每公升燃料可行駛多少公里:(在使用空調的情況下)-(3)使用柴油者,每公升柴油可行駛里程數:#行駛一般道路

**Statistics [NW/ W]** [Valid=286 /-] [Invalid=7993 /-]

Value	Label	Cases	Percentage
1	未滿6公里	41	14.3%
2	6~未滿8公里	68	23.8%
3	8~未滿10公里	88	30.8%
4	10~未滿12公里	53	18.5%
5	12~未滿14公里	19	6.6%
6	14公里及以上	17	5.9%
Sysmiss		7993	

Warning: these figures indicate the number of cases found in the data file. They cannot be interpreted as summary statistics of the population of interest.

# **b1032: 2-10.**本車平均每公升燃料可行駛多少公里:(在使用空調的情況下)-(3)使用柴油者,每公升柴油可行駛里程數:#行駛高速公路、快速道路

**Information** [Type= discrete] [Format=numeric] [Range= 1-8] [Missing=\*]

**Statistics [NW/ W]** [Valid=426 /-] [Invalid=7853 /-]

Value	Label	Cases	Percentage
1	不會行駛	95	22.3%
2	未滿6公里	56	13.1%
3	6~未滿8公里	44	10.3%
4	8~未滿10公里	70	16.4%
5	10~未滿12公里	50	11.7%
6	12~未滿14公里	54	12.7%
7	14~未滿16公里	29	6.8%
8	16公里及以上	28	6.6%
Sysmiss		7853	

Warning: these figures indicate the number of cases found in the data file. They cannot be interpreted as summary statistics of the population of interest.

# **b11: 2-11.**本車在100年期間有無發生過交通事故(含輕微擦撞):

**Information** [Type= discrete] [Format=numeric] [Range= 1-2] [Missing=\*]

**Statistics [NW/ W]** [Valid=8013 /-] [Invalid=266 /-]

Value	Label	Cases	Percentage
1	無	5313	66.3%
2	有	2700	33.7%
Sysmiss		266	

Warning: these figures indicate the number of cases found in the data file. They cannot be interpreted as summary statistics of the population of interest.

# **b11a: 2-11.(2).100**年期間有發生過交通事故,總事故次數為:

**Information** [Type= discrete] [Format=numeric] [Range= 1-5] [Missing=\*]

**Statistics [NW/ W]** [Valid=2646 /-] [Invalid=5633 /-]

Value	Label	Cases	Percentage
1	1次	1497	56.6%
2	2次	777	29.4%
3	3次	256	9.7%
4	4次	70	2.6%
5	5次及以上	46	1.7%
Sysmiss		5633	

# b11a: 2-11.(2).100年期間有發生過交通事故,總事故次數為:			
Warning: these figures indicate the number of cases found in the data file. They cannot be interpreted as summary statistics of the population of interest.			
# b11a1: 2-11.(2).100年期間有發生過交通事故,次數超過5次之實際值(次)			
Information	[Type= discrete] [Format=numeric] [Range= 5-11] [Missing=*]		
Statistics [NW/ W]	[Valid=46 /-] [Invalid=8233 /-]		
Value	Label	Cases	Percentage
5		39	<div><div></div></div> 84.8%
6		3	<div><div></div></div> 6.5%
7		1	<div><div></div></div> 2.2%
10		1	<div><div></div></div> 2.2%
11		2	<div><div></div></div> 4.3%
Sysmiss		8233	
Warning: these figures indicate the number of cases found in the data file. They cannot be interpreted as summary statistics of the population of interest.			
# b11a2: 2-11.(2).100年期間有發生過交通事故,報警次數之實際值(次)			
Information	[Type= discrete] [Format=numeric] [Range= 0-10] [Missing=*]		
Statistics [NW/ W]	[Valid=2646 /-] [Invalid=5633 /-]		
Value	Label	Cases	Percentage
0		1198	<div><div></div></div> 45.3%
1		1041	<div><div></div></div> 39.3%
2		326	<div><div></div></div> 12.3%
3		60	<div><div></div></div> 2.3%
4		13	<div><div></div></div> 0.5%
5		6	<div><div></div></div> 0.2%
6		1	<div><div></div></div> 0.0%
10		1	<div><div></div></div> 0.0%
Sysmiss		5633	
Warning: these figures indicate the number of cases found in the data file. They cannot be interpreted as summary statistics of the population of interest.			
# b12: 2-12.您預估本車可再開幾年後汰舊換新:			
Information	[Type= discrete] [Format=numeric] [Range= 1-8] [Missing=*]		
Statistics [NW/ W]	[Valid=7781 /-] [Invalid=498 /-]		
Value	Label	Cases	Percentage
1	未滿1年	368	<div><div></div></div> 4.7%
2	1~未滿2年	1104	<div><div></div></div> 14.2%
3	2~未滿3年	1531	<div><div></div></div> 19.7%
4	3~未滿4年	1124	<div><div></div></div> 14.4%
5	4~未滿5年	1034	<div><div></div></div> 13.3%
6	5~未滿6年	911	<div><div></div></div> 11.7%
7	6~未滿7年	692	<div><div></div></div> 8.9%
8	7年及以上(請註明____年)	1017	<div><div></div></div> 13.1%
Sysmiss		498	
Warning: these figures indicate the number of cases found in the data file. They cannot be interpreted as summary statistics of the population of interest.			
# b12a: 2-12.本車可再開幾年後汰舊換新,超過7年之實際值(年)			
Information	[Type= discrete] [Format=numeric] [Range= 7-20] [Missing=*]		
Statistics [NW/ W]	[Valid=1017 /-] [Invalid=7262 /-]		

# b12a: 2-12.本車可再開幾年後汰舊換新, 超過7年之實際值(年)

Value	Label	Cases	Percentage
7		16	1.6%
8		70	6.9%
9		14	1.4%
10		850	83.6%
11		6	0.6%
12		28	2.8%
13		4	0.4%
14		2	0.2%
15		22	2.2%
16		1	0.1%
17		1	0.1%
18		1	0.1%
20		2	0.2%
Sysmiss		7262	

Warning: these figures indicate the number of cases found in the data file. They cannot be interpreted as summary statistics of the population of interest.

# b13: 2-13.您是否每月提撥一定金額作為換車基金?

Information	[Type= discrete] [Format=numeric] [Range= 1-2] [Missing=*]
Statistics [NW/ W]	[Valid=7873 /-] [Invalid=406 /-]

Value	Label	Cases	Percentage
1	有	576	7.3%
2	沒有	7297	92.7%
Sysmiss		406	

Warning: these figures indicate the number of cases found in the data file. They cannot be interpreted as summary statistics of the population of interest.

# b13a: 2-13.(1).每月提撥換車基金, 請問每月提撥之換車基金金額為: \_\_\_\_\_ (元)

Information	[Type= continuous] [Format=numeric] [Range= 1000-50000] [Missing=*]
Statistics [NW/ W]	[Valid=419 /-] [Invalid=7860 /-] [Mean=6902.27 /-] [StdDev=5371.967 /-]

# b14: 2-14.您在今(101)年有無考慮停開計程車:

Information	[Type= discrete] [Format=numeric] [Range= 1-2] [Missing=*]
Statistics [NW/ W]	[Valid=8090 /-] [Invalid=189 /-]

Value	Label	Cases	Percentage
1	有	3380	41.8%
2	沒有	4710	58.2%
Sysmiss		189	

Warning: these figures indicate the number of cases found in the data file. They cannot be interpreted as summary statistics of the population of interest.

# b140: 2-14.(1).有考慮停開計程車, 原因為:

Information	[Type= discrete] [Format=numeric] [Range= 1-1] [Missing=*]
Statistics [NW/ W]	[Valid=22 /-] [Invalid=8257 /-]

Value	Label	Cases	Percentage
1	未填答	22	100.0%
Sysmiss		8257	

Warning: these figures indicate the number of cases found in the data file. They cannot be interpreted as summary statistics of the population of interest.

# b141: 2-14.(1).[1].有考慮停開計程車,原因為(可複選,最多選3項):工作時間太長或不定			
Information	[Type= discrete] [Format=numeric] [Range= 1-1] [Missing=*]		
Statistics [NW/ W]	[Valid=964 -/] [Invalid=7315 -/]		
Value	Label	Cases	Percentage
1	有	964	100.0%
Sysmiss		7315	
Warning: these figures indicate the number of cases found in the data file. They cannot be interpreted as summary statistics of the population of interest.			
# b142: 2-14.(1).[2].有考慮停開計程車,原因為(可複選,最多選3項):收入不佳			
Information	[Type= discrete] [Format=numeric] [Range= 1-1] [Missing=*]		
Statistics [NW/ W]	[Valid=2264 -/] [Invalid=6015 -/]		
Value	Label	Cases	Percentage
1	有	2264	100.0%
Sysmiss		6015	
Warning: these figures indicate the number of cases found in the data file. They cannot be interpreted as summary statistics of the population of interest.			
# b143: 2-14.(1).[3].有考慮停開計程車,原因為(可複選,最多選3項):興趣不合			
Information	[Type= discrete] [Format=numeric] [Range= 1-1] [Missing=*]		
Statistics [NW/ W]	[Valid=50 -/] [Invalid=8229 -/]		
Value	Label	Cases	Percentage
1	有	50	100.0%
Sysmiss		8229	
Warning: these figures indicate the number of cases found in the data file. They cannot be interpreted as summary statistics of the population of interest.			
# b144: 2-14.(1).[4].有考慮停開計程車,原因為(可複選,最多選3項):身體欠佳			
Information	[Type= discrete] [Format=numeric] [Range= 1-1] [Missing=*]		
Statistics [NW/ W]	[Valid=395 -/] [Invalid=7884 -/]		
Value	Label	Cases	Percentage
1	有	395	100.0%
Sysmiss		7884	
Warning: these figures indicate the number of cases found in the data file. They cannot be interpreted as summary statistics of the population of interest.			
# b145: 2-14.(1).[5].有考慮停開計程車,原因為(可複選,最多選3項):工作危險性較高			
Information	[Type= discrete] [Format=numeric] [Range= 1-1] [Missing=*]		
Statistics [NW/ W]	[Valid=405 -/] [Invalid=7874 -/]		
Value	Label	Cases	Percentage
1	有	405	100.0%
Sysmiss		7874	
Warning: these figures indicate the number of cases found in the data file. They cannot be interpreted as summary statistics of the population of interest.			
# b146: 2-14.(1).[6].有考慮停開計程車,原因為(可複選,最多選3項):油價太高			
Information	[Type= discrete] [Format=numeric] [Range= 1-1] [Missing=*]		
Statistics [NW/ W]	[Valid=1908 -/] [Invalid=6371 -/]		
Value	Label	Cases	Percentage
1	有	1908	100.0%
Sysmiss		6371	
Warning: these figures indicate the number of cases found in the data file. They cannot be interpreted as summary statistics of the population of interest.			



# b147: 2-14.(1).[7].有考慮停開計程車,原因為(可複選,最多選3項):計程車數量太多			
Information	[Type= discrete] [Format=numeric] [Range= 1-1] [Missing=*]		
Statistics [NW/ W]	[Valid=1363 /-] [Invalid=6916 /-]		
Value	Label	Cases	Percentage
1	有	1363	<div><div></div></div> 100.0%
Sysmiss		6916	
Warning: these figures indicate the number of cases found in the data file. They cannot be interpreted as summary statistics of the population of interest.			
# b148: 2-14.(1).[8].有考慮停開計程車,原因為(可複選,最多選3項):退休,年齡將屆			
Information	[Type= discrete] [Format=numeric] [Range= 1-1] [Missing=*]		
Statistics [NW/ W]	[Valid=586 /-] [Invalid=7693 /-]		
Value	Label	Cases	Percentage
1	有	586	<div><div></div></div> 100.0%
Sysmiss		7693	
Warning: these figures indicate the number of cases found in the data file. They cannot be interpreted as summary statistics of the population of interest.			
# b149: 2-14.(1).[9].有考慮停開計程車,原因為(可複選,最多選3項):其他			
Information	[Type= discrete] [Format=numeric] [Range= 1-1] [Missing=*]		
Statistics [NW/ W]	[Valid=27 /-] [Invalid=8252 /-]		
Value	Label	Cases	Percentage
1	有	27	<div><div></div></div> 100.0%
Sysmiss		8252	
Warning: these figures indicate the number of cases found in the data file. They cannot be interpreted as summary statistics of the population of interest.			
# b15: 2-15.請問您100年有沒有加入無線電或衛星派遣車隊?			
Information	[Type= discrete] [Format=numeric] [Range= 1-2] [Missing=*]		
Statistics [NW/ W]	[Valid=8279 /-] [Invalid=0 /-]		
Value	Label	Cases	Percentage
1	有	3020	<div><div></div></div> 36.5%
2	沒有	5259	<div><div></div></div> 63.5%
Warning: these figures indicate the number of cases found in the data file. They cannot be interpreted as summary statistics of the population of interest.			
# b15a1: 2-15.(1).有加入無線電或衛星派遣車隊:a.請問您未來會不會繼續加入派遣車隊?			
Information	[Type= discrete] [Format=numeric] [Range= 1-3] [Missing=*]		
Statistics [NW/ W]	[Valid=2599 /-] [Invalid=5680 /-]		
Value	Label	Cases	Percentage
1	會	1727	<div><div></div></div> 66.4%
2	不會	551	<div><div></div></div> 21.2%
3	不知道/無意見	321	<div><div></div></div> 12.4%
Sysmiss		5680	
Warning: these figures indicate the number of cases found in the data file. They cannot be interpreted as summary statistics of the population of interest.			
# b15a2: 2-15.(1).有加入無線電或衛星派遣車隊:b.請問您目前有無提供車資折扣?			
Information	[Type= discrete] [Format=numeric] [Range= 1-2] [Missing=*]		
Statistics [NW/ W]	[Valid=2277 /-] [Invalid=6002 /-]		
Value	Label	Cases	Percentage
1	有	181	<div><div></div></div> 7.9%
2	沒有	2096	<div><div></div></div> 92.1%

# b15a2: 2-15.(1).有加入無線電或衛星派遣車隊:b.請問您目前有無提供車資折扣?				
Value		Label	Cases	Percentage
Sysmiss			6002	
Warning: these figures indicate the number of cases found in the data file. They cannot be interpreted as summary statistics of the population of interest.				
# b15a2a: 2-15.(1).b.加入無線電或衛星派遣車隊有車資折扣,駕駛人負擔—(%)				
Information		[Type= continuous] [Format=numeric] [Range= 10-100] [Missing=*]		
Statistics [NW/ W]		[Valid=117 /-] [Invalid=8162 /-] [Mean=53.359 /-] [StdDev=40.808 /-]		
# b15a2b: 2-15.(1).b.加入無線電或衛星派遣車隊有車資折扣,車隊負擔—(%)				
Information		[Type= discrete] [Format=numeric] [Range= 0-90] [Missing=*]		
Statistics [NW/ W]		[Valid=117 /-] [Invalid=8162 /-]		
Value		Label	Cases	Percentage
0			38	32.5%
5			1	0.9%
8			4	3.4%
10			9	7.7%
20			1	0.9%
47			1	0.9%
50			2	1.7%
70			3	2.6%
75			1	0.9%
77			1	0.9%
80			17	14.5%
82			1	0.9%
83			1	0.9%
85			10	8.5%
88			2	1.7%
90			25	21.4%
Sysmiss			8162	
Warning: these figures indicate the number of cases found in the data file. They cannot be interpreted as summary statistics of the population of interest.				
# b15a3: 2-15.(2).沒加入無線電或衛星派遣車隊:a.請問您未來會不會考慮加入派遣車隊?				
Information		[Type= discrete] [Format=numeric] [Range= 1-3] [Missing=*]		
Statistics [NW/ W]		[Valid=4168 /-] [Invalid=4111 /-]		
Value		Label	Cases	Percentage
1		會	229	5.5%
2		不會	3228	77.4%
3		不知道/無意見	711	17.1%
Sysmiss			4111	
Warning: these figures indicate the number of cases found in the data file. They cannot be interpreted as summary statistics of the population of interest.				
# b15a4: 2-15.(2).沒加入無線電或衛星派遣車隊:b.請問您不加入派遣車隊之最主要原因為?(限單選)				
Information		[Type= discrete] [Format=numeric] [Range= 1-5] [Missing=*]		
Statistics [NW/ W]		[Valid=3448 /-] [Invalid=4831 /-]		
Value		Label	Cases	Percentage
1		不願被車隊管理約束	917	26.6%
2		車況(如車齡、排氣量)不符合規定	530	15.4%

# b15a4: 2-15.(2).沒加入無線電或衛星派遣車隊:b.請問您不加入派遣車隊之最主要原因為?(限單選)			
Value	Label	Cases	Percentage
3	管理(服務)費用太高	820	<div><div></div></div> 23.8%
4	對收入幫助不大	973	<div><div></div></div> 28.2%
5	其他(請說明_____)	208	<div><div></div></div> 6.0%
Sysmiss		4831	
Warning: these figures indicate the number of cases found in the data file. They cannot be interpreted as summary statistics of the population of interest.			
# c1: 3-1.本車購買情形:(不含保險費,租車者租金請依月租/日租則依填寫)			
Information	[Type= discrete] [Format=numeric] [Range= 1-4] [Missing=*]		
Statistics [NW/ W]	[Valid=7776 /-] [Invalid=503 /-]		
Value	Label	Cases	Percentage
1	自購全額付清	3617	<div><div></div></div> 46.5%
2	自購貸款	3714	<div><div></div></div> 47.8%
3	租車	378	<div><div></div></div> 4.9%
4	其他(請說明_____)	67	<div><div></div></div> 0.9%
Sysmiss		503	
Warning: these figures indicate the number of cases found in the data file. They cannot be interpreted as summary statistics of the population of interest.			
# c1a: 3-1.購車時車輛總價(萬元)			
Information	[Type= continuous] [Format=numeric] [Range= 0.6-198] [Missing=*]		
Statistics [NW/ W]	[Valid=6217 /-] [Invalid=2062 /-] [Mean=55.024 /-] [StdDev=21.034 /-]		
# c1b: 3-1.平均每月租金(元)			
Information	[Type= continuous] [Format=numeric] [Range= 600-30000] [Missing=*]		
Statistics [NW/ W]	[Valid=125 /-] [Invalid=8154 /-] [Mean=16821.608 /-] [StdDev=5000.971 /-]		
# c1c: 3-1.平均每日租金(元)			
Information	[Type= continuous] [Format=numeric] [Range= 150-1600] [Missing=*]		
Statistics [NW/ W]	[Valid=291 /-] [Invalid=7988 /-] [Mean=623.78 /-] [StdDev=167.937 /-]		
# c2: 3-2.本車是否有設置廣告物?			
Information	[Type= discrete] [Format=numeric] [Range= 1-2] [Missing=*]		
Statistics [NW/ W]	[Valid=8049 /-] [Invalid=230 /-]		
Value	Label	Cases	Percentage
1	未設置	6525	<div><div></div></div> 81.1%
2	有設置	1524	<div><div></div></div> 18.9%
Sysmiss		230	
Warning: these figures indicate the number of cases found in the data file. They cannot be interpreted as summary statistics of the population of interest.			
# c2a0: 3-2.(2)有設置廣告物:a.設置之廣告類型為:			
Information	[Type= discrete] [Format=numeric] [Range= 1-1] [Missing=*]		
Statistics [NW/ W]	[Valid=137 /-] [Invalid=8142 /-]		
Value	Label	Cases	Percentage
1	未填答	137	<div><div></div></div> 100.0%
Sysmiss		8142	
Warning: these figures indicate the number of cases found in the data file. They cannot be interpreted as summary statistics of the population of interest.			
# c2a1: 3-2.(2)a.[1].設置之廣告類型為(可複選):車頂廣告看板			
Information	[Type= discrete] [Format=numeric] [Range= 1-1] [Missing=*]		

# c2a1: 3-2.(2)a.[1].設置之廣告類型為(可複選):車頂廣告看板			
Statistics [NW/ W]		[Valid=21 /-] [Invalid=8258 /-]	
Value	Label	Cases	Percentage
1	有	21	<div><div></div></div> 100.0%
Sysmiss		8258	
Warning: these figures indicate the number of cases found in the data file. They cannot be interpreted as summary statistics of the population of interest.			
# c2a2: 3-2.(2)a.[2].設置之廣告類型為(可複選):車門廣告			
Information		[Type= discrete] [Format=numeric] [Range= 1-1] [Missing=*]	
Statistics [NW/ W]		[Valid=850 /-] [Invalid=7429 /-]	
Value	Label	Cases	Percentage
1	有	850	<div><div></div></div> 100.0%
Sysmiss		7429	
Warning: these figures indicate the number of cases found in the data file. They cannot be interpreted as summary statistics of the population of interest.			
# c2a3: 3-2.(2)a.[3].設置之廣告類型為(可複選):後車窗貼紙廣告			
Information		[Type= discrete] [Format=numeric] [Range= 1-1] [Missing=*]	
Statistics [NW/ W]		[Valid=347 /-] [Invalid=7932 /-]	
Value	Label	Cases	Percentage
1	有	347	<div><div></div></div> 100.0%
Sysmiss		7932	
Warning: these figures indicate the number of cases found in the data file. They cannot be interpreted as summary statistics of the population of interest.			
# c2a4: 3-2.(2)a.[4].設置之廣告類型為(可複選):車內放置廣告文宣			
Information		[Type= discrete] [Format=numeric] [Range= 1-1] [Missing=*]	
Statistics [NW/ W]		[Valid=574 /-] [Invalid=7705 /-]	
Value	Label	Cases	Percentage
1	有	574	<div><div></div></div> 100.0%
Sysmiss		7705	
Warning: these figures indicate the number of cases found in the data file. They cannot be interpreted as summary statistics of the population of interest.			
# c2a5: 3-2.(2)a.[5].設置之廣告類型為(可複選):車內LCD營幕循環播放商業廣告			
Information		[Type= discrete] [Format=numeric] [Range= 1-1] [Missing=*]	
Statistics [NW/ W]		[Valid=290 /-] [Invalid=7989 /-]	
Value	Label	Cases	Percentage
1	有	290	<div><div></div></div> 100.0%
Sysmiss		7989	
Warning: these figures indicate the number of cases found in the data file. They cannot be interpreted as summary statistics of the population of interest.			
# c2a6: 3-2.(2)a.[6].設置之廣告類型為(可複選):其他廣告物			
Information		[Type= discrete] [Format=numeric] [Range= 1-1] [Missing=*]	
Statistics [NW/ W]		[Valid=38 /-] [Invalid=8241 /-]	
Value	Label	Cases	Percentage
1	有	38	<div><div></div></div> 100.0%
Sysmiss		8241	
Warning: these figures indicate the number of cases found in the data file. They cannot be interpreted as summary statistics of the population of interest.			
# c2b: 3-2.(2)有設置廣告物:b.設置之廣告收入為			
Information		[Type= discrete] [Format=numeric] [Range= 1-4] [Missing=*]	

# c2b: 3-2.(2)有設置廣告物:b.設置之廣告收入為			
Statistics [NW/ W]		[Valid=1245 /-] [Invalid=7034 /-]	
Value	Label	Cases	Percentage
1	現金	451	<div><div></div></div> 36.2%
2	贈送物品	370	<div><div></div></div> 29.7%
3	無現金收入或贈品	383	<div><div></div></div> 30.8%
4	其他(請說明_____)	41	<div><div></div></div> 3.3%
Sysmiss		7034	
Warning: these figures indicate the number of cases found in the data file. They cannot be interpreted as summary statistics of the population of interest.			
# c2b1: 3-2.(2)b.有設置廣告物:設置之廣告收入為現金,平均月收入(元)			
Information		[Type= continuous] [Format=numeric] [Range= 80-3500] [Missing=*]	
Statistics [NW/ W]		[Valid=434 /-] [Invalid=7845 /-] [Mean=644.108 /-] [StdDev=396.366 /-]	
# c3: 3-3.本車平均每天耗用之燃料支出為:(含加油站、加氣站之燃料支出)			
Information		[Type= discrete] [Format=numeric] [Range= 1-9] [Missing=*]	
Statistics [NW/ W]		[Valid=8031 /-] [Invalid=248 /-]	
Value	Label	Cases	Percentage
1	未滿200元	276	<div><div></div></div> 3.4%
2	200~未滿300元	817	<div><div></div></div> 10.2%
3	300~未滿400元	1195	<div><div></div></div> 14.9%
4	400~未滿500元	1237	<div><div></div></div> 15.4%
5	500~未滿600元	1382	<div><div></div></div> 17.2%
6	600~未滿700元	1160	<div><div></div></div> 14.4%
7	700~未滿800元	849	<div><div></div></div> 10.6%
8	800~未滿900元	715	<div><div></div></div> 8.9%
9	900元及以上(請註明_____元)	400	<div><div></div></div> 5.0%
Sysmiss		248	
Warning: these figures indicate the number of cases found in the data file. They cannot be interpreted as summary statistics of the population of interest.			
# c3a: 3-3.本車平均每天耗用之燃料支出超過900元之實際值(元)			
Information		[Type= continuous] [Format=numeric] [Range= 900-3000] [Missing=*]	
Statistics [NW/ W]		[Valid=404 /-] [Invalid=7875 /-] [Mean=1116.032 /-] [StdDev=152.306 /-]	
# c4: 3-4.本車過去一年(100年1月~100年12月)所花費之保養維修費為:(含更換汽油等保養)			
Information		[Type= discrete] [Format=numeric] [Range= 1-6] [Missing=*]	
Statistics [NW/ W]		[Valid=7991 /-] [Invalid=288 /-]	
Value	Label	Cases	Percentage
1	未滿1萬元	733	<div><div></div></div> 9.2%
2	1~未滿2萬元	1604	<div><div></div></div> 20.1%
3	2~未滿3萬元	2008	<div><div></div></div> 25.1%
4	3~未滿4萬元	1302	<div><div></div></div> 16.3%
5	4~未滿5萬元	1120	<div><div></div></div> 14.0%
6	5萬元及以上	1224	<div><div></div></div> 15.3%
Sysmiss		288	
Warning: these figures indicate the number of cases found in the data file. They cannot be interpreted as summary statistics of the population of interest.			
# c50: 3-5.您的計程車參加之保險為:			
Information		[Type= discrete] [Format=numeric] [Range= 1-1] [Missing=*]	

# c50: 3-5.您的計程車參加之保險為:			
Statistics [NW/ W]		[Valid=190 /-] [Invalid=8089 /-]	
Value	Label	Cases	Percentage
1	未填答	190	<div></div> 100.0%
Sysmiss		8089	
Warning: these figures indicate the number of cases found in the data file. They cannot be interpreted as summary statistics of the population of interest.			
# c51: 3-5.(1).您的計程車參加之保險為(可複選, 不含聯保互助保險):強制汽車責任險			
Information		[Type= discrete] [Format=numeric] [Range= 1-1] [Missing=*]	
Statistics [NW/ W]		[Valid=7705 /-] [Invalid=574 /-]	
Value	Label	Cases	Percentage
1	有參加	7705	<div></div> 100.0%
Sysmiss		574	
Warning: these figures indicate the number of cases found in the data file. They cannot be interpreted as summary statistics of the population of interest.			

# c52: 3-5.(2).您的計程車參加之保險為(可複選,不含聯保互助保險):任意汽車第三人責任險			
Information	[Type= discrete] [Format=numeric] [Range= 1-1] [Missing=*]		
Statistics [NW/ W]	[Valid=3097 /-] [Invalid=5182 /-]		
Value	Label	Cases	Percentage
1	有參加	3097	100.0%
Sysmiss		5182	
Warning: these figures indicate the number of cases found in the data file. They cannot be interpreted as summary statistics of the population of interest.			
# c53: 3-5.(3).您的計程車參加之保險為(可複選,不含聯保互助保險):乘客責任險			
Information	[Type= discrete] [Format=numeric] [Range= 1-1] [Missing=*]		
Statistics [NW/ W]	[Valid=2466 /-] [Invalid=5813 /-]		
Value	Label	Cases	Percentage
1	有參加	2466	100.0%
Sysmiss		5813	
Warning: these figures indicate the number of cases found in the data file. They cannot be interpreted as summary statistics of the population of interest.			
# c54: 3-5.(4).您的計程車參加之保險為(可複選,不含聯保互助保險):車體損失險			
Information	[Type= discrete] [Format=numeric] [Range= 1-1] [Missing=*]		
Statistics [NW/ W]	[Valid=561 /-] [Invalid=7718 /-]		
Value	Label	Cases	Percentage
1	有參加	561	100.0%
Sysmiss		7718	
Warning: these figures indicate the number of cases found in the data file. They cannot be interpreted as summary statistics of the population of interest.			
# c55: 3-5.(5).您的計程車參加之保險為(可複選,不含聯保互助保險):竊盜險			
Information	[Type= discrete] [Format=numeric] [Range= 1-1] [Missing=*]		
Statistics [NW/ W]	[Valid=129 /-] [Invalid=8150 /-]		
Value	Label	Cases	Percentage
1	有參加	129	100.0%
Sysmiss		8150	
Warning: these figures indicate the number of cases found in the data file. They cannot be interpreted as summary statistics of the population of interest.			
# c56: 3-5.(6).您的計程車參加之保險為(可複選,不含聯保互助保險):其他保險			
Information	[Type= discrete] [Format=numeric] [Range= 1-1] [Missing=*]		
Statistics [NW/ W]	[Valid=19 /-] [Invalid=8260 /-]		
Value	Label	Cases	Percentage
1	有參加	19	100.0%
Sysmiss		8260	
Warning: these figures indicate the number of cases found in the data file. They cannot be interpreted as summary statistics of the population of interest.			
# c6: 3-6.本車過去一年(100年1月~100年12月)所花費之總保險費為:(不含聯保互助費)			
Information	[Type= discrete] [Format=numeric] [Range= 1-7] [Missing=*]		
Statistics [NW/ W]	[Valid=7740 /-] [Invalid=539 /-]		
Value	Label	Cases	Percentage
1	未滿3千元	2964	38.3%
2	3千~未滿5千元	1578	20.4%
3	5千~未滿7千元	776	10.0%
4	7千~未滿1萬元	912	11.8%

# c6: 3-6.本車過去一年(100年1月~100年12月)所花費之總保險費為:(不含聯保互助費)			
<b>Value</b>	<b>Label</b>	<b>Cases</b>	<b>Percentage</b>
5	1萬~未滿1萬5千元	884	<div><div></div></div> 11.4%
6	1萬5千~未滿2萬元	380	<div><div></div></div> 4.9%
7	2萬元及以上	246	<div><div></div></div> 3.2%
Sysmiss		539	
Warning: these figures indicate the number of cases found in the data file. They cannot be interpreted as summary statistics of the population of interest.			
# c71: 3-7.您平均每月支付下列管理(服務)費用為:(不包含購車貸款)、租車租金、保證金、聯保互助及勞、健保費等)-(1)車行管理(靠行)費			
<b>Information</b>	[Type= discrete] [Format=numeric] [Range= 1-2] [Missing=*]		
<b>Statistics [NW/ W]</b>	[Valid=8279 /-] [Invalid=0 /-]		
<b>Value</b>	<b>Label</b>	<b>Cases</b>	<b>Percentage</b>
1	無	6247	<div><div></div></div> 75.5%
2	有	2032	<div><div></div></div> 24.5%
Warning: these figures indicate the number of cases found in the data file. They cannot be interpreted as summary statistics of the population of interest.			
# c72: 3-7.您平均每月支付下列管理(服務)費用為:(不包含購車貸款)、租車租金、保證金、聯保互助及勞、健保費等)-(2)合作社服務費			
<b>Information</b>	[Type= discrete] [Format=numeric] [Range= 1-2] [Missing=*]		
<b>Statistics [NW/ W]</b>	[Valid=8279 /-] [Invalid=0 /-]		
<b>Value</b>	<b>Label</b>	<b>Cases</b>	<b>Percentage</b>
1	無	6339	<div><div></div></div> 76.6%
2	有	1940	<div><div></div></div> 23.4%
Warning: these figures indicate the number of cases found in the data file. They cannot be interpreted as summary statistics of the population of interest.			
# c73: 3-7.您平均每月支付下列管理(服務)費用為:(不包含購車貸款)、租車租金、保證金、聯保互助及勞、健保費等)-(3)計程車客運服務業服務費-A.純代辦服務			
<b>Information</b>	[Type= discrete] [Format=numeric] [Range= 1-2] [Missing=*]		
<b>Statistics [NW/ W]</b>	[Valid=8068 /-] [Invalid=211 /-]		
<b>Value</b>	<b>Label</b>	<b>Cases</b>	<b>Percentage</b>
1	無	7851	<div><div></div></div> 97.3%
2	有	217	<div><div></div></div> 2.7%
Sysmiss		211	
Warning: these figures indicate the number of cases found in the data file. They cannot be interpreted as summary statistics of the population of interest.			
# c74: 3-7.您平均每月支付下列管理(服務)費用為:(不包含購車貸款)、租車租金、保證金、聯保互助及勞、健保費等)-(3)B.有無無線電台服務費(含月租費及通數費)			
<b>Information</b>	[Type= discrete] [Format=numeric] [Range= 1-2] [Missing=*]		
<b>Statistics [NW/ W]</b>	[Valid=8279 /-] [Invalid=0 /-]		
<b>Value</b>	<b>Label</b>	<b>Cases</b>	<b>Percentage</b>
1	無	7422	<div><div></div></div> 89.6%
2	有	857	<div><div></div></div> 10.4%
Warning: these figures indicate the number of cases found in the data file. They cannot be interpreted as summary statistics of the population of interest.			
# c75: 3-7.您平均每月支付下列管理(服務)費用為:(不包含購車貸款)、租車租金、保證金、聯保互助及勞、健保費等)-(3)C.衛星派遣服務費(含月租費及派遣費)			
<b>Information</b>	[Type= discrete] [Format=numeric] [Range= 1-2] [Missing=*]		
<b>Statistics [NW/ W]</b>	[Valid=8279 /-] [Invalid=0 /-]		



# **c75: 3-7.**您平均每月支付下列管理(服務)費用為:(不包含購車貸款)、租車租金、保證金、聯保互助及勞、健保費等)-(3)**C.**衛星派遣服務費(含月租費及派遣費)

Value	Label	Cases	Percentage
1	無	7003	<div><div></div></div> 84.6%
2	有	1276	<div><div></div></div> 15.4%

Warning: these figures indicate the number of cases found in the data file. They cannot be interpreted as summary statistics of the population of interest.

# **c71a: 3-7.(1).**平均每月支付車行管理(靠行)費(元)

Information	[Type= continuous] [Format=numeric] [Range= 500-3000] [Missing=*]
Statistics [NW/ W]	[Valid=2032 /-] [Invalid=6247 /-] [Mean=1149.178 /-] [StdDev=371.351 /-]

# **c72a: 3-7.(2).**平均每月支付合作社服務費(元)

Information	[Type= continuous] [Format=numeric] [Range= 500-1665] [Missing=*]
Statistics [NW/ W]	[Valid=1940 /-] [Invalid=6339 /-] [Mean=560.305 /-] [StdDev=221.457 /-]

# **c73a: 3-7.(3).**平均每月支付計程車客運服務業服務費(元)

Information	[Type= continuous] [Format=numeric] [Range= 100-3253] [Missing=*]
Statistics [NW/ W]	[Valid=217 /-] [Invalid=8062 /-] [Mean=913.009 /-] [StdDev=834.687 /-]

# **c74a: 3-7.(3).**平均每月支付無線電台服務費(元)

Information	[Type= continuous] [Format=numeric] [Range= 706-4500] [Missing=*]
Statistics [NW/ W]	[Valid=855 /-] [Invalid=7424 /-] [Mean=2394.135 /-] [StdDev=846.632 /-]

# **c75a: 3-7.(3).**平均每月支付衛星派遣服務費(元)

Information	[Type= continuous] [Format=numeric] [Range= 700-4000] [Missing=*]
Statistics [NW/ W]	[Valid=1276 /-] [Invalid=7003 /-] [Mean=2621.454 /-] [StdDev=825.505 /-]

# **c8: 3-8.**本車平均每月所花費之停車費(含臨停)為:

Information	[Type= discrete] [Format=numeric] [Range= 1-7] [Missing=*]
Statistics [NW/ W]	[Valid=7982 /-] [Invalid=297 /-]

Value	Label	Cases	Percentage
1	無停車費	2111	<div><div></div></div> 26.4%
2	1~未滿500元	2733	<div><div></div></div> 34.2%
3	500~未滿1000元	707	<div><div></div></div> 8.9%
4	1000~未滿2000元	706	<div><div></div></div> 8.8%
5	2000~未滿3000元	973	<div><div></div></div> 12.2%
6	3000~未滿4000元	582	<div><div></div></div> 7.3%
7	4000元及以上	170	<div><div></div></div> 2.1%
Sysmiss		297	

Warning: these figures indicate the number of cases found in the data file. They cannot be interpreted as summary statistics of the population of interest.

# **c10: 3-9.**您平均一天營業總收入約為:(不扣除上列支出)

Information	[Type= discrete] [Format=numeric] [Range= 1-14] [Missing=*]
Statistics [NW/ W]	[Valid=7964 /-] [Invalid=315 /-]

Value	Label	Cases	Percentage
1	未滿400元	192	<div><div></div></div> 2.4%
2	400~未滿600元	454	<div><div></div></div> 5.7%
3	600~未滿800元	580	<div><div></div></div> 7.3%
4	800~未滿1000元	1019	<div><div></div></div> 12.8%
5	1000~未滿1200元	943	<div><div></div></div> 11.8%

# c10: 3-9.您平均一天營業總收入約為:(不扣除上列支出)			
Value	Label	Cases	Percentage
6	1200~未滿1400元	984	<div></div> 12.4%
7	1400~未滿1600元	989	<div></div> 12.4%
8	1600~未滿1800元	991	<div></div> 12.4%
9	1800~未滿2000元	646	<div></div> 8.1%
10	2000~未滿2200元	412	<div></div> 5.2%
11	2200~未滿2400元	257	<div></div> 3.2%
12	2400~未滿2600元	229	<div></div> 2.9%
13	2600~未滿3000元	186	<div></div> 2.3%
14	3000元及以上	82	<div></div> 1.0%
Sysmiss		315	
Warning: these figures indicate the number of cases found in the data file. They cannot be interpreted as summary statistics of the population of interest.			
# c10a: 3-9.您平均一天營業總收入超過3000元之實際值(元)			
Information	[Type= continuous] [Format=numeric] [Range= 3000-15000] [Missing=*]		
Statistics [NW/ W]	[Valid=102 -/] [Invalid=8177 -/] [Mean=10675.49 -/] [StdDev=5643.193 -/]		
# d1a: 4-1.您認為改善現行計程車管理制度,應優先採取哪些措施?第一優先採取措施			
Information	[Type= discrete] [Format=numeric] [Range= 1-11] [Missing=*]		
Statistics [NW/ W]	[Valid=7520 -/] [Invalid=759 -/]		
Value	Label	Cases	Percentage
1	實施計程車牌照總量管制	4210	<div></div> 56.0%
2	申請個人計程車資格應予提高並經政府表揚之優良者為限	292	<div></div> 3.9%
3	加強無線電計程車與現行車行、合作社之管理	239	<div></div> 3.2%
4	獎勵專業駕駛及優良駕駛,並嚴格懲處違規駕駛	339	<div></div> 4.5%
5	建立駕駛員在職教育訓練制度	117	<div></div> 1.6%
6	建立嚴格的計程車執業登記管理制度	320	<div></div> 4.3%
7	加強路邊臨檢、嚴格取締違規攬客白牌車	612	<div></div> 8.1%
8	杜絕個人車牌非法買賣或轉讓	68	<div></div> 0.9%
9	取締車隊非法霸佔招呼站排班	912	<div></div> 12.1%
10	增設計程車招呼站	285	<div></div> 3.8%
11	同一營業區內訂定統一的管理與收費制度	126	<div></div> 1.7%
Sysmiss		759	
Warning: these figures indicate the number of cases found in the data file. They cannot be interpreted as summary statistics of the population of interest.			
# d1b: 4-1.您認為改善現行計程車管理制度,應優先採取哪些措施?第二優先採取措施			
Information	[Type= discrete] [Format=numeric] [Range= 1-11] [Missing=*]		
Statistics [NW/ W]	[Valid=7031 -/] [Invalid=1248 -/]		
Value	Label	Cases	Percentage
1	實施計程車牌照總量管制	503	<div></div> 7.2%
2	申請個人計程車資格應予提高並經政府表揚之優良者為限	800	<div></div> 11.4%
3	加強無線電計程車與現行車行、合作社之管理	468	<div></div> 6.7%
4	獎勵專業駕駛及優良駕駛,並嚴格懲處違規駕駛	557	<div></div> 7.9%
5	建立駕駛員在職教育訓練制度	258	<div></div> 3.7%
6	建立嚴格的計程車執業登記管理制度	1097	<div></div> 15.6%
7	加強路邊臨檢、嚴格取締違規攬客白牌車	842	<div></div> 12.0%
8	杜絕個人車牌非法買賣或轉讓	266	<div></div> 3.8%

# d1b: 4-1.您認為改善現行計程車管理制度,應優先採取哪些措施?第二優先採取措施			
Value	Label	Cases	Percentage
9	取締車隊非法霸佔招呼站排班	1330	<div><div></div></div> 18.9%
10	增設計程車招呼站	713	<div><div></div></div> 10.1%
11	同一營業區內訂定統一的管理與收費制度	197	<div><div></div></div> 2.8%
Sysmiss		1248	
Warning: these figures indicate the number of cases found in the data file. They cannot be interpreted as summary statistics of the population of interest.			
# d1c: 4-1.您認為改善現行計程車管理制度,應優先採取哪些措施?第三優先採取措施			
Information	[Type= discrete] [Format=numeric] [Range= 1-11] [Missing=*]		
Statistics [NW/ W]	[Valid=6517 /-] [Invalid=1762 /-]		
Value	Label	Cases	Percentage
1	實施計程車牌照總量管制	455	<div><div></div></div> 7.0%
2	申請個人計程車資格應予提高並經政府表揚之優良者為限	203	<div><div></div></div> 3.1%
3	加強無線電計程車與現行車行、合作社之管理	417	<div><div></div></div> 6.4%
4	獎勵專業駕駛及優良駕駛,並嚴格懲處違規駕駛	317	<div><div></div></div> 4.9%
5	建立駕駛員在職教育訓練制度	202	<div><div></div></div> 3.1%
6	建立嚴格的計程車執業登記管理制度	636	<div><div></div></div> 9.8%
7	加強路邊臨檢、嚴格取締違規攬客白牌車	672	<div><div></div></div> 10.3%
8	杜絕個人車牌非法買賣或轉讓	239	<div><div></div></div> 3.7%
9	取締車隊非法霸佔招呼站排班	1395	<div><div></div></div> 21.4%
10	增設計程車招呼站	1379	<div><div></div></div> 21.2%
11	同一營業區內訂定統一的管理與收費制度	602	<div><div></div></div> 9.2%
Sysmiss		1762	
Warning: these figures indicate the number of cases found in the data file. They cannot be interpreted as summary statistics of the population of interest.			
# d2: 4-2.請問您短期內(1~2年)是否需要政府協助轉導轉業至大客車駕駛?			
Information	[Type= discrete] [Format=numeric] [Range= 1-2] [Missing=*]		
Statistics [NW/ W]	[Valid=7737 /-] [Invalid=542 /-]		
Value	Label	Cases	Percentage
1	需要	633	<div><div></div></div> 8.2%
2	不需要	7104	<div><div></div></div> 91.8%
Sysmiss		542	
Warning: these figures indicate the number of cases found in the data file. They cannot be interpreted as summary statistics of the population of interest.			
# d3: 4-3.請問在您主要營業區域內,自用小客車(白牌車)違規營業之情形如何?			
Information	[Type= discrete] [Format=numeric] [Range= 1-5] [Missing=*]		
Statistics [NW/ W]	[Valid=7952 /-] [Invalid=327 /-]		
Value	Label	Cases	Percentage
1	未曾聽說	1734	<div><div></div></div> 21.8%
2	偶有聽聞	2755	<div><div></div></div> 34.6%
3	時常遇見	1104	<div><div></div></div> 13.9%
4	非常嚴重	1130	<div><div></div></div> 14.2%
5	不知道	1229	<div><div></div></div> 15.5%
Sysmiss		327	
Warning: these figures indicate the number of cases found in the data file. They cannot be interpreted as summary statistics of the population of interest.			
# d4: 4-4.請問在您主要營業區域內,駕駛人因無執業登記證或執業登記證期/註銷違規營業之情形如何?			
Information	[Type= discrete] [Format=numeric] [Range= 1-5] [Missing=*]		

# d4: 4-4.請問在您主要營業區域內,駕駛人因無執業登記證或執業登記證期/註銷違規營業之情形如何?			
Statistics [NW/ W]	[Valid=7978 /-] [Invalid=301 /-]		
Value	Label	Cases	Percentage
1	未曾聽說	1739	<div><div></div></div> 21.8%
2	偶有聽聞	3351	<div><div></div></div> 42.0%
3	時常遇見	817	<div><div></div></div> 10.2%
4	非常嚴重	493	<div><div></div></div> 6.2%
5	不知道	1578	<div><div></div></div> 19.8%
Sysmiss		301	
Warning: these figures indicate the number of cases found in the data file. They cannot be interpreted as summary statistics of the population of interest.			
# d5: 4-5.交通部自100年6月1日起規定車隊提供車資折扣之差額,不得要求駕駛吸收(報經公路主管機關會商相關機關團體及公(工)會獲有共識做成結論明訂於契約書者不再此限),請問此規定實行後,您的收入有無改變?			
Information	[Type= discrete] [Format=numeric] [Range= 1-3] [Missing=*]		
Statistics [NW/ W]	[Valid=7028 /-] [Invalid=1251 /-]		
Value	Label	Cases	Percentage
1	收入增加	1975	<div><div></div></div> 28.1%
2	收入減少	1156	<div><div></div></div> 16.4%
3	收入差不多	3897	<div><div></div></div> 55.4%
Sysmiss		1251	
Warning: these figures indicate the number of cases found in the data file. They cannot be interpreted as summary statistics of the population of interest.			
# d6: 4-6.請問您認為現行有關限制車隊車資打折之規定有無鬆綁之必要?			
Information	[Type= discrete] [Format=numeric] [Range= 1-3] [Missing=*]		
Statistics [NW/ W]	[Valid=7630 /-] [Invalid=649 /-]		
Value	Label	Cases	Percentage
1	有必要	962	<div><div></div></div> 12.6%
2	沒有必要	4413	<div><div></div></div> 57.8%
3	不知道/無意見	2255	<div><div></div></div> 29.6%
Sysmiss		649	
Warning: these figures indicate the number of cases found in the data file. They cannot be interpreted as summary statistics of the population of interest.			
# d7: 4-7.請問您是否已於計程車內張貼交通部發送「親愛的乘客請繫安全帶」之宣導貼紙?			
Information	[Type= discrete] [Format=numeric] [Range= 1-3] [Missing=*]		
Statistics [NW/ W]	[Valid=8056 /-] [Invalid=223 /-]		
Value	Label	Cases	Percentage
1	已張貼	7224	<div><div></div></div> 89.7%
2	未張貼	185	<div><div></div></div> 2.3%
3	未領到貼紙	647	<div><div></div></div> 8.0%
Sysmiss		223	
Warning: these figures indicate the number of cases found in the data file. They cannot be interpreted as summary statistics of the population of interest.			
# d8: 4-8.請問本車目前除了您本人之外,是否有與其他駕駛人輪流駕駛營業?			
Information	[Type= discrete] [Format=numeric] [Range= 1-2] [Missing=*]		
Statistics [NW/ W]	[Valid=8044 /-] [Invalid=235 /-]		
Value	Label	Cases	Percentage
1	有	308	<div><div></div></div> 3.8%
2	沒有	7736	<div><div></div></div> 96.2%

# d8: 4-8.請問本車目前除了您本人之外,是否有與其他駕駛人輪流駕駛營業?			
Value	Label	Cases	Percentage
Sysmiss		235	
Warning: these figures indicate the number of cases found in the data file. They cannot be interpreted as summary statistics of the population of interest.			
# d9a: 4-9.政府補助「老舊計程車汰舊換新」之措施,請問(1)您是否知道「交通部優先補助車齡7年以上之計程車汰舊換新,每車可獲政府補助4萬元」之措施?			
Information	[Type= discrete] [Format=numeric] [Range= 1-2] [Missing=*]		
Statistics [NW/ W]	[Valid=7989 /-] [Invalid=290 /-]		
Value	Label	Cases	Percentage
1	知道	6415	80.3%
2	不知道	1574	19.7%
Sysmiss		290	
Warning: these figures indicate the number of cases found in the data file. They cannot be interpreted as summary statistics of the population of interest.			
# d9b: 4-9.政府補助「老舊計程車汰舊換新」之措施,請問(2)您認為政府補助老舊計程車汰舊換新措施,對於未來增加營收機會有無幫助?			
Information	[Type= discrete] [Format=numeric] [Range= 1-3] [Missing=*]		
Statistics [NW/ W]	[Valid=7713 /-] [Invalid=566 /-]		
Value	Label	Cases	Percentage
1	有幫助	3699	48.0%
2	幫助不大	2823	36.6%
3	沒有幫助	1191	15.4%
Sysmiss		566	
Warning: these figures indicate the number of cases found in the data file. They cannot be interpreted as summary statistics of the population of interest.			
# d9c: 4-9.政府補助「老舊計程車汰舊換新」之措施,請問(3)您有無意願申請此次補助更換新車?(限出廠年份為西元2005年1月以前者填寫)			
Information	[Type= discrete] [Format=numeric] [Range= 1-3] [Missing=*]		
Statistics [NW/ W]	[Valid=4157 /-] [Invalid=4122 /-]		
Value	Label	Cases	Percentage
1	有意願且已申請	278	6.7%
2	有意願但尚未申請	794	19.1%
3	沒有意願	3085	74.2%
Sysmiss		4122	
Warning: these figures indicate the number of cases found in the data file. They cannot be interpreted as summary statistics of the population of interest.			
# d9c0: 4-9.政府補助「老舊計程車汰舊換新」之措施,請問(3)沒有意願,主要原因為:			
Information	[Type= discrete] [Format=numeric] [Range= 1-1] [Missing=*]		
Statistics [NW/ W]	[Valid=159 /-] [Invalid=8120 /-]		
Value	Label	Cases	Percentage
1	未填答	159	100.0%
Sysmiss		8120	
Warning: these figures indicate the number of cases found in the data file. They cannot be interpreted as summary statistics of the population of interest.			
# d9c1: 4-9.政府補助「老舊計程車汰舊換新」之措施,(3)[3]沒有意願換新車,主要原因(可複選,最多選3項):1.無力繳付購車頭期款			
Information	[Type= discrete] [Format=numeric] [Range= 1-1] [Missing=*]		
Statistics [NW/ W]	[Valid=1568 /-] [Invalid=6711 /-]		

# d9c1: 4-9.政府補助「老舊計程車汰舊換新」之措施,(3)[3]沒有意願換新車,主要原因(可複選, 最多選3項):1.無力繳付購車頭期款

Value	Label	Cases	Percentage
1	有	1568	<div><div></div></div> 100.0%
Sysmiss		6711	

Warning: these figures indicate the number of cases found in the data file. They cannot be interpreted as summary statistics of the population of interest.

# d9c2: 4-9.政府補助「老舊計程車汰舊換新」之措施,(3)[3]沒有意願換新車,主要原因(可複選, 最多選3項):2.擔心未來收入不足以支付分期款

Information	[Type= discrete] [Format=numeric] [Range= 1-1] [Missing=*]
Statistics [NW/ W]	[Valid=1864 /-] [Invalid=6415 /-]

Value	Label	Cases	Percentage
1	有	1864	<div><div></div></div> 100.0%
Sysmiss		6415	

Warning: these figures indicate the number of cases found in the data file. They cannot be interpreted as summary statistics of the population of interest.

# d9c3: 4-9.政府補助「老舊計程車汰舊換新」之措施,(3)[3]沒有意願換新車,主要原因(可複選, 最多選3項):3.車況尚可,未來年度倘仍有補助名額再提出申請

Information	[Type= discrete] [Format=numeric] [Range= 1-1] [Missing=*]
Statistics [NW/ W]	[Valid=1248 /-] [Invalid=7031 /-]

Value	Label	Cases	Percentage
1	有	1248	<div><div></div></div> 100.0%
Sysmiss		7031	

Warning: these figures indicate the number of cases found in the data file. They cannot be interpreted as summary statistics of the population of interest.

# d9c4: 4-9.政府補助「老舊計程車汰舊換新」之措施,(3)[3]沒有意願換新車,主要原因(可複選, 最多選3項):4.個人信用不良,銀行不願意貸款

Information	[Type= discrete] [Format=numeric] [Range= 1-1] [Missing=*]
Statistics [NW/ W]	[Valid=195 /-] [Invalid=8084 /-]

Value	Label	Cases	Percentage
1	有	195	<div><div></div></div> 100.0%
Sysmiss		8084	

Warning: these figures indicate the number of cases found in the data file. They cannot be interpreted as summary statistics of the population of interest.

# d9c5: 4-9.政府補助「老舊計程車汰舊換新」之措施,(3)[3]沒有意願換新車,主要原因(可複選, 最多選3項):5.兼職營業,無需換車

Information	[Type= discrete] [Format=numeric] [Range= 1-1] [Missing=*]
Statistics [NW/ W]	[Valid=231 /-] [Invalid=8048 /-]

Value	Label	Cases	Percentage
1	有	231	<div><div></div></div> 100.0%
Sysmiss		8048	

Warning: these figures indicate the number of cases found in the data file. They cannot be interpreted as summary statistics of the population of interest.

# d9c6: 4-9.政府補助「老舊計程車汰舊換新」之措施,(3)[3]沒有意願換新車,主要原因(可複選, 最多選3項):6.準備退休,無需換車

Information	[Type= discrete] [Format=numeric] [Range= 1-1] [Missing=*]
Statistics [NW/ W]	[Valid=592 /-] [Invalid=7687 /-]

Value	Label	Cases	Percentage
1	有	592	<div><div></div></div> 100.0%

# d9c6: 4-9.政府補助「老舊計程車汰舊換新」之措施, (3)[3]沒有意願換新車, 主要原因(可複選, 最多選3項): 6. 準備退休, 無需換車

Value	Label	Cases	Percentage
Sysmiss		7687	

Warning: these figures indicate the number of cases found in the data file. They cannot be interpreted as summary statistics of the population of interest.

# d9c7: 4-9.政府補助「老舊計程車汰舊換新」之措施, (3)[3]沒有意願換新車, 主要原因(可複選, 最多選3項): 7. 其他

Information	[Type= discrete] [Format=numeric] [Range= 1-1] [Missing=*]
-------------	--

Statistics [NW/ W]	[Valid=120 /-] [Invalid=8159 /-]
--------------------	----------------------------------

Value	Label	Cases	Percentage
1	有	120	100.0%
Sysmiss		8159	

Warning: these figures indicate the number of cases found in the data file. They cannot be interpreted as summary statistics of the population of interest.

# e1: 5-1.性別

Information	[Type= discrete] [Format=numeric] [Range= 1-2] [Missing=*]
-------------	--

Statistics [NW/ W]	[Valid=7975 /-] [Invalid=304 /-]
--------------------	----------------------------------

Value	Label	Cases	Percentage
1	男	7703	96.6%
2	女	272	3.4%
Sysmiss		304	

Warning: these figures indicate the number of cases found in the data file. They cannot be interpreted as summary statistics of the population of interest.

# e2: 5-2.年齡

Information	[Type= discrete] [Format=numeric] [Range= 1-10] [Missing=*]
-------------	---

Statistics [NW/ W]	[Valid=8147 /-] [Invalid=132 /-]
--------------------	----------------------------------

Value	Label	Cases	Percentage
1	20~未滿25歲	13	0.2%
2	25~未滿30歲	48	0.6%
3	30~未滿35歲	120	1.5%
4	35~未滿40歲	230	2.8%
5	40~未滿45歲	582	7.1%
6	45~未滿50歲	1199	14.7%
7	50~未滿55歲	1866	22.9%
8	55~未滿60歲	1864	22.9%
9	60~未滿65歲	1813	22.3%
10	65歲及以上	412	5.1%
Sysmiss		132	

Warning: these figures indicate the number of cases found in the data file. They cannot be interpreted as summary statistics of the population of interest.

# e3: 5-3.教育程度

Information	[Type= discrete] [Format=numeric] [Range= 1-5] [Missing=*]
-------------	--

Statistics [NW/ W]	[Valid=8048 /-] [Invalid=231 /-]
--------------------	----------------------------------

Value	Label	Cases	Percentage
1	國小及以下	1571	19.5%
2	國中	2486	30.9%
3	高中(職)	3266	40.6%
4	專科	529	6.6%

# e3: 5-3.教育程度			
<b>Value</b>	<b>Label</b>	<b>Cases</b>	<b>Percentage</b>
5	大學及以上	196	2.4%
Sysmiss		231	
Warning: these figures indicate the number of cases found in the data file. They cannot be interpreted as summary statistics of the population of interest.			
# e41: 5-4.您駕駛計程車之年資			
<b>Information</b>	[Type= discrete] [Format=numeric] [Range= 1-13] [Missing=*]		
<b>Statistics [NW/ W]</b>	[Valid=7935 /-] [Invalid=344 /-]		
<b>Value</b>	<b>Label</b>	<b>Cases</b>	<b>Percentage</b>
1	未滿1年	67	0.8%
2	1~未滿2年	108	1.4%
3	2~未滿3年	177	2.2%
4	3~未滿5年	315	4.0%
5	5~未滿7年	504	6.4%
6	7~未滿10年	736	9.3%
7	10~未滿12年	696	8.8%
8	12~未滿15年	677	8.5%
9	15~未滿17年	496	6.3%
10	17~未滿20年	680	8.6%
11	20~未滿25年	1295	16.3%
12	25~未滿30年	1075	13.5%
13	30年及以上	1109	14.0%
Sysmiss		344	
Warning: these figures indicate the number of cases found in the data file. They cannot be interpreted as summary statistics of the population of interest.			
# e42: 5-4.(2) 上述您駕駛計程車之年資有無中斷			
<b>Information</b>	[Type= discrete] [Format=numeric] [Range= 1-2] [Missing=*]		
<b>Statistics [NW/ W]</b>	[Valid=7979 /-] [Invalid=300 /-]		
<b>Value</b>	<b>Label</b>	<b>Cases</b>	<b>Percentage</b>
1	沒中斷	6311	79.1%
2	有中斷	1668	20.9%
Sysmiss		300	
Warning: these figures indicate the number of cases found in the data file. They cannot be interpreted as summary statistics of the population of interest.			
# e42a: 5-4.(2)B. 駕駛計程車之年資有中斷, 請問您最近1次中斷後, 復駛計程車到現在的年資			
<b>Information</b>	[Type= discrete] [Format=numeric] [Range= 1-13] [Missing=*]		
<b>Statistics [NW/ W]</b>	[Valid=1603 /-] [Invalid=6676 /-]		
<b>Value</b>	<b>Label</b>	<b>Cases</b>	<b>Percentage</b>
1	未滿1年	152	9.5%
2	1~未滿2年	198	12.4%
3	2~未滿3年	172	10.7%
4	3~未滿5年	152	9.5%
5	5~未滿7年	158	9.9%
6	7~未滿10年	154	9.6%
7	10~未滿12年	108	6.7%
8	12~未滿15年	78	4.9%
9	15~未滿17年	73	4.6%



# e42a: 5-4.(2)B.駕駛計程車之年資有中斷,請問您最近1次中斷後,復駛計程車到現在的年資

Value	Label	Cases	Percentage
10	17~未滿20年	88	<div><div></div></div> 5.5%
11	20~未滿25年	125	<div><div></div></div> 7.8%
12	25~未滿30年	79	<div><div></div></div> 4.9%
13	30年及以上	66	<div><div></div></div> 4.1%
Sysmiss		6676	

Warning: these figures indicate the number of cases found in the data file. They cannot be interpreted as summary statistics of the population of interest.

# e5: 5-5.您選擇開計程車之最主要原因為:(限單選)

Information	[Type= discrete] [Format=numeric] [Range= 1-5] [Missing=*]
Statistics [NW/ W]	[Valid=7956 /-] [Invalid=323 /-]

Value	Label	Cases	Percentage
1	營業時間較自由	4685	<div><div></div></div> 58.9%
2	兼差賺取外快	311	<div><div></div></div> 3.9%
3	專業技術要求較低, 進入此業容易	1062	<div><div></div></div> 13.3%
4	一時找不到其他職業	1663	<div><div></div></div> 20.9%
5	其他(請說明_____)	235	<div><div></div></div> 3.0%
Sysmiss		323	

Warning: these figures indicate the number of cases found in the data file. They cannot be interpreted as summary statistics of the population of interest.

# e6: 5-6.請問您居住在哪一個縣市:

Information	[Type= discrete] [Format=numeric] [Range= 1-22] [Missing=*]
Statistics [NW/ W]	[Valid=8164 /-] [Invalid=115 /-]

Value	Label	Cases	Percentage
1	新北市	3043	<div><div></div></div> 37.3%
2	臺北市	1441	<div><div></div></div> 17.7%
3	臺中市	504	<div><div></div></div> 6.2%
4	臺南市	286	<div><div></div></div> 3.5%
5	高雄市	506	<div><div></div></div> 6.2%
6	宜蘭縣	133	<div><div></div></div> 1.6%
7	桃園縣	345	<div><div></div></div> 4.2%
8	新竹縣	141	<div><div></div></div> 1.7%
9	苗栗縣	148	<div><div></div></div> 1.8%
10	彰化縣	164	<div><div></div></div> 2.0%
11	南投縣	118	<div><div></div></div> 1.4%
12	雲林縣	81	<div><div></div></div> 1.0%
13	嘉義縣	181	<div><div></div></div> 2.2%
14	屏東縣	140	<div><div></div></div> 1.7%
15	臺東縣	83	<div><div></div></div> 1.0%
16	花蓮縣	161	<div><div></div></div> 2.0%
17	澎湖縣	82	<div><div></div></div> 1.0%
18	基隆市	239	<div><div></div></div> 2.9%
19	新竹市	60	<div><div></div></div> 0.7%
20	嘉義市	157	<div><div></div></div> 1.9%
21	金門縣	122	<div><div></div></div> 1.5%
22	連江縣	29	<div><div></div></div> 0.4%
Sysmiss		115	

# e6: 5-6.請問您居住在哪一個縣市:			
Warning: these figures indicate the number of cases found in the data file. They cannot be interpreted as summary statistics of the population of interest.			
# e7a: 5-7.請問您平常主要營業城市:最主要營業縣市			
Information	[Type= discrete] [Format=numeric] [Range= 1-22] [Missing=*]		
Statistics [NW/ W]	[Valid=8152 /-] [Invalid=127 /-]		
Value	Label	Cases	Percentage
1	新北市	2016	<div><div></div></div> 24.7%
2	臺北市	2589	<div><div></div></div> 31.8%
3	臺中市	552	<div><div></div></div> 6.8%
4	臺南市	285	<div><div></div></div> 3.5%
5	高雄市	507	<div><div></div></div> 6.2%
6	宜蘭縣	119	<div><div></div></div> 1.5%
7	桃園縣	319	<div><div></div></div> 3.9%
8	新竹縣	132	<div><div></div></div> 1.6%
9	苗栗縣	134	<div><div></div></div> 1.6%
10	彰化縣	129	<div><div></div></div> 1.6%
11	南投縣	97	<div><div></div></div> 1.2%
12	雲林縣	85	<div><div></div></div> 1.0%
13	嘉義縣	149	<div><div></div></div> 1.8%
14	屏東縣	136	<div><div></div></div> 1.7%
15	臺東縣	83	<div><div></div></div> 1.0%
16	花蓮縣	161	<div><div></div></div> 2.0%
17	澎湖縣	80	<div><div></div></div> 1.0%
18	基隆市	170	<div><div></div></div> 2.1%
19	新竹市	72	<div><div></div></div> 0.9%
20	嘉義市	186	<div><div></div></div> 2.3%
21	金門縣	122	<div><div></div></div> 1.5%
22	連江縣	29	<div><div></div></div> 0.4%
Sysmiss		127	
Warning: these figures indicate the number of cases found in the data file. They cannot be interpreted as summary statistics of the population of interest.			
# e7b: 5-7.請問您平常主要營業城市:次要營業縣市			
Information	[Type= discrete] [Format=numeric] [Range= 1-22] [Missing=*]		
Statistics [NW/ W]	[Valid=5420 /-] [Invalid=2859 /-]		
Value	Label	Cases	Percentage
1	新北市	2366	<div><div></div></div> 43.7%
2	臺北市	1960	<div><div></div></div> 36.2%
3	臺中市	103	<div><div></div></div> 1.9%
4	臺南市	55	<div><div></div></div> 1.0%
5	高雄市	146	<div><div></div></div> 2.7%
6	宜蘭縣	8	<div><div></div></div> 0.1%
7	桃園縣	71	<div><div></div></div> 1.3%
8	新竹縣	93	<div><div></div></div> 1.7%
9	苗栗縣	19	<div><div></div></div> 0.4%
10	彰化縣	67	<div><div></div></div> 1.2%
11	南投縣	56	<div><div></div></div> 1.0%
12	雲林縣	21	<div><div></div></div> 0.4%

# e7b: 5-7.請問您平常主要營業城市:次要營業縣市

Value	Label	Cases	Percentage
13	嘉義縣	160	<div></div> 3.0%
14	屏東縣	51	<div></div> 0.9%
15	臺東縣	23	<div></div> 0.4%
16	花蓮縣	12	<div></div> 0.2%
17	澎湖縣	0	
18	基隆市	45	<div></div> 0.8%
19	新竹市	69	<div></div> 1.3%
20	嘉義市	95	<div></div> 1.8%
21	金門縣	0	
22	連江縣	0	
Sysmiss		2859	

*Warning: these figures indicate the number of cases found in the data file. They cannot be interpreted as summary statistics of the population of interest.*

# code: 樣本編號			
Information		[Type= continuous] [Format=numeric] [Range= 110002-2520045] [Missing=*]	
Statistics [NW/ W]		[Valid=8279 /-] [Invalid=0 /-] [Mean=754177.61 /-] [StdDev=764536.052 /-]	
# yy: 出廠年份(西元年)			
Information		[Type= continuous] [Format=numeric] [Range= 1980-2011] [Missing=*]	
Statistics [NW/ W]		[Valid=8279 /-] [Invalid=0 /-] [Mean=2003.858 /-] [StdDev=4.713 /-]	
# cc: 排氣量(CC)			
Information		[Type= continuous] [Format=numeric] [Range= 1171-4130] [Missing=*]	
Statistics [NW/ W]		[Valid=8279 /-] [Invalid=0 /-] [Mean=1813.116 /-] [StdDev=223.476 /-]	
# city: 車籍縣市別			
Information		[Type= discrete] [Format=numeric] [Range= 1-25] [Missing=*]	
Statistics [NW/ W]		[Valid=8279 /-] [Invalid=0 /-]	
Value	Label	Cases	Percentage
1	臺北市	1902	<div><div></div></div> 23.0%
2	高雄市	378	<div><div></div></div> 4.6%
3	新北市	2650	<div><div></div></div> 32.0%
4	宜蘭縣	137	<div><div></div></div> 1.7%
5	桃園縣	352	<div><div></div></div> 4.3%
6	新竹縣	129	<div><div></div></div> 1.6%
7	苗栗縣	151	<div><div></div></div> 1.8%
9	彰化縣	165	<div><div></div></div> 2.0%
10	南投縣	123	<div><div></div></div> 1.5%
11	雲林縣	83	<div><div></div></div> 1.0%
12	嘉義縣	149	<div><div></div></div> 1.8%
14	高雄縣	138	<div><div></div></div> 1.7%
15	屏東縣	148	<div><div></div></div> 1.8%
16	臺東縣	84	<div><div></div></div> 1.0%
17	花蓮縣	163	<div><div></div></div> 2.0%
18	澎湖縣	82	<div><div></div></div> 1.0%
19	基隆市	237	<div><div></div></div> 2.9%
20	新竹市	65	<div><div></div></div> 0.8%
21	臺中市	507	<div><div></div></div> 6.1%
22	嘉義市	195	<div><div></div></div> 2.4%
23	臺南市	289	<div><div></div></div> 3.5%
24	金門縣	123	<div><div></div></div> 1.5%
25	連江縣	29	<div><div></div></div> 0.4%
Warning: these figures indicate the number of cases found in the data file. They cannot be interpreted as summary statistics of the population of interest.			
# energy: 使用能源			
Information		[Type= discrete] [Format=numeric] [Range= 1-6] [Missing=*]	
Statistics [NW/ W]		[Valid=8279 /-] [Invalid=0 /-]	
Value	Label	Cases	Percentage
1	汽油車	6900	<div><div></div></div> 83.3%
2	柴油車	77	<div><div></div></div> 0.9%
5	汽油瓦斯車	1302	<div><div></div></div> 15.7%

# energy: 使用能源			
Value	Label	Cases	Percentage
6	油電混合車	0	
Warning: these figures indicate the number of cases found in the data file. They cannot be interpreted as summary statistics of the population of interest.			
# wi: 權重			
Information	[Type= continuous] [Format=numeric] [Range= 15-1215] [Missing=*]		
Statistics [NW/ W]	[Valid=8279 /-] [Invalid=0 /-] [Mean=99.976 /-] [StdDev=81.961 /-]		