

台灣 (Taiwan, ROC)

李宗鴻, 國立雲林科技大學休閒運動研究所

低碳觀光體驗之建構：構念與量表發展

Study Documentation

August 15, 2018

Metadata Production

Metadata Producer(s)	學術調查研究資料庫(Survey Research Data Archive) (SRDA) , 中央研究院人社中心調查研究 專題中心 , DDI文件製作
Production Date	August 7, 2018
Version	2.0版, 參考IHSN Nesstar Template修改
Identification	E10423

Table of Contents

Overview.....	4
Scope & Coverage.....	4
Producers & Sponsors.....	4
Data Collection.....	4
Data Processing & Appraisal.....	5
Accessibility.....	5
Files Description.....	6
data1.....	6
data2.....	6
Variables Group(s).....	7
data1(玉山國家公園,南仁山生態保護區).....	7
data2(玉山國家公園,南仁山生態保護區,關渡自然公園,七股溼地).....	7
樣本編號.....	7
低碳體驗.....	7
基本資料.....	9
樣本編號.....	9
低碳體驗.....	9
基本資料.....	11
Variables Description.....	12
data1.....	13
data2.....	27

低碳觀光體驗之建構：構念與量表發展

Low-Carbon Tourism Experience: Conception and Measure

Overview

Identification	E10423
Version	Production Date: 2019-08-01 v1.0
Abstract 本研究採用一年期三階段的研究方式，進行低碳觀光體驗的概念化，並進一步發展具有信效度的低碳觀光體驗量表。第一階段利用內容分析法及模糊德爾非法的專家共識，以概念化遊客低碳觀光體驗並發展出適合的測量題項共66項。第二階段分別在玉山國家公園及南仁山生態保護區，以等距抽樣法進行問卷調查，收集662份有效問卷。第三階段以玉山國家公園及南仁山生態保護區的遊客樣本為測定樣本(466份)，以關渡自然公園及七股溼地的遊客樣本為效度樣本(523份)，進行多母樣本的複核效化分析，建構具有跨母體應用的低碳觀光體驗量表。	
Kind of Data	抽查
Unit of Analysis	個人

Scope & Coverage

Time Period(s)	2015-2016
Countries	台灣 (Taiwan, ROC)
Geographic Coverage 玉山國家公園、南仁山生態園區、關渡自然公園、七股溼地	
Universe 自然旅遊的遊客	

Producers & Sponsors

Primary Investigator(s)	李宗鴻，國立雲林科技大學休閒運動研究所
Other Producer(s)	國立雲林科技大學休閒運動研究所
Funding Agency/ies	科技部

Data Collection

Data Collection Dates	start 2015-11-01 end 2016-01-31 start 2016-02-01 end 2016-05-15
Time Period(s)	start 2015-08-01 end 2016-07-31
Data Collection Mode	留卷自填問卷

Data Processing & Appraisal

Data Editing

中央研究院人文社會科學研究中心調查研究專題中心所進行的資料整理方式，為不合理值檢核。

Accessibility

Contact(s)	學術調查研究資料庫(Survey Research Data Archive) (中央研究院人社中心調查研究專題中心), https://srda.sinica.edu.tw , srda@gate.sinica.edu.tw
Distributor(s)	學術調查研究資料庫(Survey Research Data Archive)
Depositor(s)	國立雲林科技大學休閒運動研究所

Access Conditions

標準版(一般會員、院內會員直接下載)

Files Description

Dataset contains 2 file(s)

data1	
# Cases	662
# Variable(s)	48

data2	
# Cases	989
# Variable(s)	49

Variables Group(s)

Dataset contains 8 group(s)

Group data1(玉山國家公園,南仁山生態保護區)							
Subgroup(s)	樣本編號, 低碳體驗, 基本資料						

Group data2(玉山國家公園,南仁山生態保護區,關渡自然公園,七股溼地)							
Subgroup(s)	樣本編號, 低碳體驗, 基本資料						

Group 樣本編號							
#	Name	Label	Type	Format	Valid	Invalid	Question
1	id	樣本編號	continuous	numeric-11.0	989	0	-

Group 低碳體驗							
#	Name	Label	Type	Format	Valid	Invalid	Question
1	a1	1.這次低碳旅遊讓我的視覺或其他感覺印象深刻	discrete	numeric-11.0	989	0	-
2	a2	2.這次低碳旅遊,就感官而言,讓我覺得有趣	discrete	numeric-11.0	989	0	-
3	a3	3.在這次低碳旅遊中,我感到和諧的真正感覺	discrete	numeric-11.0	989	0	-
4	a4	4.在這次低碳旅遊中,有很多活動可以實際體驗	discrete	numeric-11.0	989	0	-
5	a5	5.在這次低碳旅遊中,當地的景觀資源是迷人的	discrete	numeric-11.0	989	0	-
6	a6	6.我可以從這次低碳旅遊中,連結特定的視覺、嗅覺、聽覺、味覺、與觸覺	discrete	numeric-11.0	989	0	-
7	a7	7.在這次低碳旅遊中,整體設計能夠喚起我的興趣	discrete	numeric-11.0	989	0	-
8	a8	8.這次低碳旅遊中,引發我個人的情感	discrete	numeric-11.0	989	0	-
9	a9	9.參與這次低碳旅遊是令人開心的	discrete	numeric-11.0	989	0	-
10	a10	10.參與這次低碳旅遊是令人享受的	discrete	numeric-11.0	989	0	-
11	a11	11.參與這次低碳旅遊是令人感到舒服的	discrete	numeric-11.0	989	0	-
12	a12	12.參與這次低碳旅遊是令人感到興奮的	discrete	numeric-11.0	989	0	-
13	a13	13.參與這次低碳旅遊,讓我對大自然有敬畏的感覺	discrete	numeric-11.0	989	0	-
14	a14	14.參與這次低碳旅遊是令人心身放鬆	discrete	numeric-11.0	989	0	-
15	a15	15.參與這次低碳旅遊是有趣的	discrete	numeric-11.0	989	0	-

#	Name	Label	Type	Format	Valid	Invalid	Question
16	a16	16.當我參與低碳旅遊時，引起了很多的思考	discrete	numeric-11.0	989	0	-
17	a17	17.參與這次低碳旅遊，我發現我自己對動物與當地環境反思，因而產生新的想法	discrete	numeric-11.0	989	0	-
18	a18	18.這次低碳旅遊，具有教育的體驗	discrete	numeric-11.0	989	0	-
19	a19	19.這次低碳旅遊讓我與我同伴討論新的資訊	discrete	numeric-11.0	989	0	-
20	a20	20.這次低碳旅遊是探索體驗	discrete	numeric-11.0	989	0	-
21	a21	21.這次低碳旅遊是學習新的文化體驗	discrete	numeric-11.0	989	0	-
22	a22	22.這次低碳旅遊中，我獲得新的人生觀念	discrete	numeric-11.0	989	0	-
23	a23	23.這次低碳旅遊中，我對自己有更多的反省	discrete	numeric-11.0	989	0	-
24	a24	24.這次低碳旅遊中，我體驗不同事物	discrete	numeric-11.0	989	0	-
25	a25	25.這次低碳旅遊中，我與當地人互動	discrete	numeric-11.0	989	0	-
26	a26	26.這次低碳旅遊中，我瞭解當地人獨特的性格	discrete	numeric-11.0	989	0	-
27	a27	27.這次低碳旅遊中，對當地人有良好印象	discrete	numeric-11.0	989	0	-
28	a28	28.這次低碳旅遊中，體驗到當地人是友善的	discrete	numeric-11.0	989	0	-
29	a29	29.這次低碳旅遊中，我體驗到當地的特色與文化	discrete	numeric-11.0	989	0	-
30	a30	30.這次低碳旅遊中，我做一些對節能減碳很重要的事情	discrete	numeric-11.0	989	0	-
31	a31	31.在這次低碳旅遊中，我體驗低碳旅遊方式	discrete	numeric-11.0	989	0	-
32	a32	32.在這次低碳旅遊中，我完全跳脫我的日常生活型態	discrete	numeric-11.0	989	0	-
33	a33	33.在這次低碳旅遊中，我體驗一些新鮮事	discrete	numeric-11.0	989	0	-
34	a34	34.在這次低碳旅遊中，我融入整個遊程	discrete	numeric-11.0	989	0	-
35	a35	35.在這次低碳旅遊中，讓我覺得我身處其他環境	discrete	numeric-11.0	989	0	-
36	a36	36.在這次低碳旅遊中，我忘記時光流逝	discrete	numeric-11.0	989	0	-
37	a37	37.在這次低碳旅遊中，我感覺完全屬於這環境	discrete	numeric-11.0	989	0	-
38	a38	38.參加這次低碳旅遊，我的旅遊方式更能獲得好的評價	discrete	numeric-11.0	989	0	-

#	Name	Label	Type	Format	Valid	Invalid	Question
39	a39	39.參加這次低碳旅遊，我能傳達正面的社會形象	discrete	numeric-11.0	989	0	-
40	a40	40.參與這次低碳旅遊，我對環保議題的重視感到驕傲	discrete	numeric-11.0	989	0	-

Group 基本資料

#	Name	Label	Type	Format	Valid	Invalid	Question
1	b1	性別	discrete	numeric-11.0	989	0	-
2	b2	婚姻狀況	discrete	numeric-11.0	989	0	-
3	b3	年齡	discrete	numeric-11.0	989	0	-
4	b4	教育程度	discrete	numeric-11.0	989	0	-
5	b5	職業	discrete	numeric-11.0	989	0	-
6	b6	主要居住地	discrete	numeric-11.0	989	0	-
7	b7	個人月收入	discrete	numeric-11.0	989	0	-
8	location	地點	discrete	numeric-11.0	989	0	-

Group 樣本編號

#	Name	Label	Type	Format	Valid	Invalid	Question
1	id	樣本編號	continuous	numeric-11.0	662	0	-

Group 低碳體驗

#	Name	Label	Type	Format	Valid	Invalid	Question
1	a1	1.這次低碳旅遊讓我的視覺或其他感覺印象深刻	discrete	numeric-11.0	662	0	-
2	a2	2.這次低碳旅遊，就感官而言，讓我覺得有趣	discrete	numeric-11.0	662	0	-
3	a3	3.在這次低碳旅遊中，我感到和諧的真正感覺	discrete	numeric-11.0	662	0	-
4	a4	4.在這次低碳旅遊中，有很多活動可以實際體驗	discrete	numeric-11.0	662	0	-
5	a5	5.在這次低碳旅遊中，當地的景觀資源是迷人的	discrete	numeric-11.0	662	0	-
6	a6	6.我可以從這次低碳旅遊中，連結特定的視覺、嗅覺、聽覺、味覺、與觸覺	discrete	numeric-11.0	662	0	-
7	a7	7.在這次低碳旅遊中，整體設計能夠喚起我的興趣	discrete	numeric-11.0	662	0	-
8	a8	8.這次低碳旅遊中，引發我個人的情感	discrete	numeric-12.0	662	0	-
9	a9	9.參與這次低碳旅遊是令人開心的	discrete	numeric-11.0	662	0	-
10	a10	10.參與這次低碳旅遊是令人享受的	discrete	numeric-11.0	662	0	-
11	a11	11.參與這次低碳旅遊是令人感到舒服的	discrete	numeric-11.0	662	0	-

#	Name	Label	Type	Format	Valid	Invalid	Question
12	a12	12.參與這次低碳旅遊是令人感到興奮的	discrete	numeric-11.0	662	0	-
13	a13	13.參與這次低碳旅遊，讓我對大自然有敬畏的感覺	discrete	numeric-11.0	662	0	-
14	a14	14.參與這次低碳旅遊是令人身心放鬆	discrete	numeric-11.0	662	0	-
15	a15	15.參與這次低碳旅遊是有趣的	discrete	numeric-11.0	662	0	-
16	a16	16.當我參與低碳旅遊時，引起了很多的思考	discrete	numeric-11.0	662	0	-
17	a17	17.參與這次低碳旅遊，我發現我自己對動物與當地環境反思，因而產生新的想法	discrete	numeric-11.0	662	0	-
18	a18	18.這次低碳旅遊，具有教育的體驗	discrete	numeric-11.0	662	0	-
19	a19	19.這次低碳旅遊讓我與我同伴討論新的資訊	discrete	numeric-11.0	662	0	-
20	a20	20.這次低碳旅遊是探索體驗	discrete	numeric-11.0	662	0	-
21	a21	21.這次低碳旅遊是學習新的文化體驗	discrete	numeric-11.0	662	0	-
22	a22	22.這次低碳旅遊中，我獲得新的人生觀念	discrete	numeric-11.0	662	0	-
23	a23	23.這次低碳旅遊中，我對自己有更多的反省	discrete	numeric-11.0	662	0	-
24	a24	24.這次低碳旅遊中，我體驗不同事物	discrete	numeric-11.0	662	0	-
25	a25	25.這次低碳旅遊中，我與當地人互動	discrete	numeric-11.0	662	0	-
26	a26	26.這次低碳旅遊中，我瞭解當地人獨特的性格	discrete	numeric-11.0	662	0	-
27	a27	27.這次低碳旅遊中，對當地人有良好印象	discrete	numeric-11.0	662	0	-
28	a28	28.這次低碳旅遊中，體驗到當地人是友善的	discrete	numeric-11.0	662	0	-
29	a29	29.這次低碳旅遊中，我體驗到當地的特色與文化	discrete	numeric-11.0	662	0	-
30	a30	30.這次低碳旅遊中，我做一些對節能減碳很重要的事情	discrete	numeric-11.0	662	0	-
31	a31	31.在這次低碳旅遊中，我體驗低碳旅遊方式	discrete	numeric-11.0	662	0	-
32	a32	32.在這次低碳旅遊中，我完全跳脫我的日常生活型態	discrete	numeric-11.0	662	0	-
33	a33	33.在這次低碳旅遊中，我體驗一些新鮮事	discrete	numeric-11.0	662	0	-
34	a34	34.在這次低碳旅遊中，我融入整個遊程	discrete	numeric-11.0	662	0	-
35	a35	35.在這次低碳旅遊中，讓我覺得我身處其他環境	discrete	numeric-11.0	662	0	-

#	Name	Label	Type	Format	Valid	Invalid	Question
36	a36	36.在這次低碳旅遊中，我忘記時光流逝	discrete	numeric-11.0	662	0	-
37	a37	37.在這次低碳旅遊中，我感覺完全屬於這環境	discrete	numeric-11.0	662	0	-
38	a38	38.參加這次低碳旅遊，我的旅遊方式更能獲得好的評價	discrete	numeric-11.0	662	0	-
39	a39	39.參加這次低碳旅遊，我能傳達正面的社會形象	discrete	numeric-11.0	662	0	-
40	a40	40.參與這次低碳旅遊，我對環保議題的重視感到驕傲	discrete	numeric-11.0	662	0	-

Group 基本資料

#	Name	Label	Type	Format	Valid	Invalid	Question
1	b1	性別	discrete	numeric-11.0	662	0	-
2	b2	婚姻狀況	discrete	numeric-11.0	662	0	-
3	b3	年齡	discrete	numeric-11.0	662	0	-
4	b4	教育程度	discrete	numeric-11.0	662	0	-
5	b5	職業	discrete	numeric-11.0	662	0	-
6	b6	主要居住地	discrete	numeric-11.0	662	0	-
7	b7	個人月收入	discrete	numeric-11.0	662	0	-

Variables Description

Dataset contains 97 variable(s)

File : data1			
# id: 樣本編號			
Information		[Type= continuous] [Format=numeric] [Range= 1-678] [Missing=*]	
Statistics [NW/ W]		[Valid=662 /-] [Invalid=0 /-] [Mean=340.008 /-] [StdDev=195.298 /-]	
# a1: 1.這次低碳旅遊讓我的視覺或其他感覺印象深刻			
Information		[Type= discrete] [Format=numeric] [Range= 1-7] [Missing=*]	
Statistics [NW/ W]		[Valid=662 /-] [Invalid=0 /-]	
Value	Label	Cases	Percentage
1	贊同度最低	2	<div><div></div></div> 0.3%
2		8	<div><div></div></div> 1.2%
3		19	<div><div></div></div> 2.9%
4		67	<div><div></div></div> 10.1%
5		180	<div><div></div></div> 27.2%
6		212	<div><div></div></div> 32.0%
7	贊同度最高	174	<div><div></div></div> 26.3%
Warning: these figures indicate the number of cases found in the data file. They cannot be interpreted as summary statistics of the population of interest.			
# a2: 2.這次低碳旅遊，就感官而言，讓我覺得有趣			
Information		[Type= discrete] [Format=numeric] [Range= 1-7] [Missing=*]	
Statistics [NW/ W]		[Valid=662 /-] [Invalid=0 /-]	
Value	Label	Cases	Percentage
1	贊同度最低	1	<div><div></div></div> 0.2%
2		5	<div><div></div></div> 0.8%
3		27	<div><div></div></div> 4.1%
4		60	<div><div></div></div> 9.1%
5		152	<div><div></div></div> 23.0%
6		260	<div><div></div></div> 39.3%
7	贊同度最高	157	<div><div></div></div> 23.7%
Warning: these figures indicate the number of cases found in the data file. They cannot be interpreted as summary statistics of the population of interest.			
# a3: 3.在這次低碳旅遊中，我感到和諧的真正感覺			
Information		[Type= discrete] [Format=numeric] [Range= 1-7] [Missing=*]	
Statistics [NW/ W]		[Valid=662 /-] [Invalid=0 /-]	
Value	Label	Cases	Percentage
1	贊同度最低	1	<div><div></div></div> 0.2%
2		2	<div><div></div></div> 0.3%
3		17	<div><div></div></div> 2.6%
4		53	<div><div></div></div> 8.0%
5		131	<div><div></div></div> 19.8%
6		281	<div><div></div></div> 42.4%
7	贊同度最高	177	<div><div></div></div> 26.7%
Warning: these figures indicate the number of cases found in the data file. They cannot be interpreted as summary statistics of the population of interest.			
# a4: 4.在這次低碳旅遊中，有很多活動可以實際體驗			
Information		[Type= discrete] [Format=numeric] [Range= 1-7] [Missing=*]	
Statistics [NW/ W]		[Valid=662 /-] [Invalid=0 /-]	

File : data1

a4: 4.在這次低碳旅遊中，有很多活動可以實際體驗

Value	Label	Cases	Percentage
1	贊同度最低	9	1.4%
2		7	1.1%
3		40	6.0%
4		110	16.6%
5		166	25.1%
6		203	30.7%
7	贊同度最高	127	19.2%

Warning: these figures indicate the number of cases found in the data file. They cannot be interpreted as summary statistics of the population of interest.

a5: 5.在這次低碳旅遊中，當地的景觀資源是迷人的

Information	[Type= discrete] [Format=numeric] [Range= 1-7] [Missing=*]
Statistics [NW/ W]	[Valid=662 /-] [Invalid=0 /-]

Value	Label	Cases	Percentage
1	贊同度最低	1	0.2%
2		6	0.9%
3		14	2.1%
4		41	6.2%
5		113	17.1%
6		224	33.8%
7	贊同度最高	263	39.7%

Warning: these figures indicate the number of cases found in the data file. They cannot be interpreted as summary statistics of the population of interest.

a6: 6.我可以從這次低碳旅遊中，連結特定的視覺、嗅覺、聽覺、味覺、與觸覺

Information	[Type= discrete] [Format=numeric] [Range= 1-7] [Missing=*]
Statistics [NW/ W]	[Valid=662 /-] [Invalid=0 /-]

Value	Label	Cases	Percentage
1	贊同度最低	0	
2		5	0.8%
3		21	3.2%
4		71	10.7%
5		169	25.5%
6		224	33.8%
7	贊同度最高	172	26.0%

Warning: these figures indicate the number of cases found in the data file. They cannot be interpreted as summary statistics of the population of interest.



a7: 7.在這次低碳旅遊中，整體設計能夠喚起我的興趣

Information	[Type= discrete] [Format=numeric] [Range= 1-7] [Missing=*]
Statistics [NW/ W]	[Valid=662 /-] [Invalid=0 /-]

Value	Label	Cases	Percentage
1	贊同度最低	4	0.6%
2		7	1.1%
3		30	4.5%
4		91	13.7%
5		179	27.0%

File : data1



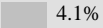




a7: 7.在這次低碳旅遊中，整體設計能夠喚起我的興趣

Value	Label	Cases	Percentage
6		223	 33.7%
7	贊同度最高	128	 19.3%

Warning: these figures indicate the number of cases found in the data file. They cannot be interpreted as summary statistics of the population of interest.

a8: 8.這次低碳旅遊中，引發我個人的情感




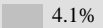



Information	[Type= discrete] [Format=numeric] [Range= 1-7] [Missing=*]
Statistics [NW/ W]	[Valid=662 /-] [Invalid=0 /-]

Value	Label	Cases	Percentage
1	贊同度最低	4	 0.6%
2		8	 1.2%
3		27	 4.1%
4		109	 16.5%
5		168	 25.4%
6		230	 34.7%
7	贊同度最高	116	 17.5%

Warning: these figures indicate the number of cases found in the data file. They cannot be interpreted as summary statistics of the population of interest.

a9: 9.參與這次低碳旅遊是令人開心的




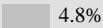



Information	[Type= discrete] [Format=numeric] [Range= 1-7] [Missing=*]
Statistics [NW/ W]	[Valid=662 /-] [Invalid=0 /-]

Value	Label	Cases	Percentage
1	贊同度最低	1	 0.2%
2		6	 0.9%
3		8	 1.2%
4		27	 4.1%
5		135	 20.4%
6		230	 34.7%
7	贊同度最高	255	 38.5%

Warning: these figures indicate the number of cases found in the data file. They cannot be interpreted as summary statistics of the population of interest.

a10: 10.參與這次低碳旅遊是令人享受的

Information	[Type= discrete] [Format=numeric] [Range= 1-7] [Missing=*]
Statistics [NW/ W]	[Valid=662 /-] [Invalid=0 /-]

Value	Label	Cases	Percentage
1	贊同度最低	3	 0.5%
2		6	 0.9%
3		6	 0.9%
4		32	 4.8%
5		116	 17.5%
6		240	 36.3%
7	贊同度最高	259	 39.1%

Warning: these figures indicate the number of cases found in the data file. They cannot be interpreted as summary statistics of the population of interest.

a11: 11.參與這次低碳旅遊是令人感到舒服的

Information	[Type= discrete] [Format=numeric] [Range= 1-7] [Missing=*]
-------------	--

File : data1

a11: 11.參與這次低碳旅遊是令人感到舒服的

Statistics [NW/ W] [Valid=662 /-] [Invalid=0 /-]

Value	Label	Cases	Percentage
1	贊同度最低	0	
2		5	0.8%
3		9	1.4%
4		33	5.0%
5		117	17.7%
6		229	34.6%
7	贊同度最高	269	40.6%

Warning: these figures indicate the number of cases found in the data file. They cannot be interpreted as summary statistics of the population of interest.

a12: 12.參與這次低碳旅遊是令人感到興奮的

Information [Type= discrete] [Format=numeric] [Range= 1-7] [Missing=*]

Statistics [NW/ W] [Valid=662 /-] [Invalid=0 /-]

Value	Label	Cases	Percentage
1	贊同度最低	1	0.2%
2		8	1.2%
3		12	1.8%
4		48	7.3%
5		132	19.9%
6		231	34.9%
7	贊同度最高	230	34.7%

Warning: these figures indicate the number of cases found in the data file. They cannot be interpreted as summary statistics of the population of interest.

a13: 13.參與這次低碳旅遊，讓我對大自然有敬畏的感覺

Information [Type= discrete] [Format=numeric] [Range= 1-7] [Missing=*]

Statistics [NW/ W] [Valid=662 /-] [Invalid=0 /-]

Value	Label	Cases	Percentage
1	贊同度最低	1	0.2%
2		4	0.6%
3		13	2.0%
4		49	7.4%
5		109	16.5%
6		209	31.6%
7	贊同度最高	277	41.8%

Warning: these figures indicate the number of cases found in the data file. They cannot be interpreted as summary statistics of the population of interest.

a14: 14.參與這次低碳旅遊是令人身心放鬆




Information [Type= discrete] [Format=numeric] [Range= 1-7] [Missing=*]

Statistics [NW/ W] [Valid=662 /-] [Invalid=0 /-]

Value	Label	Cases	Percentage
1	贊同度最低	0	
2		6	0.9%
3		5	0.8%
4		31	4.7%

File : data1







a14: 14.參與這次低碳旅遊是令人身心放鬆

Value	Label	Cases	Percentage
5		106	 16.0%
6		215	 32.5%
7	贊同度最高	299	 45.2%

Warning: these figures indicate the number of cases found in the data file. They cannot be interpreted as summary statistics of the population of interest.

a15: 15.參與這次低碳旅遊是有趣的








Information	[Type= discrete] [Format=numeric] [Range= 1-7] [Missing=*]
Statistics [NW/ W]	[Valid=662 /-] [Invalid=0 /-]

Value	Label	Cases	Percentage
1	贊同度最低	0	
2		7	 1.1%
3		8	 1.2%
4		50	 7.6%
5		121	 18.3%
6		259	 39.1%
7	贊同度最高	217	 32.8%

Warning: these figures indicate the number of cases found in the data file. They cannot be interpreted as summary statistics of the population of interest.

a16: 16.當我參與低碳旅遊時，引起了很多的思考








Information	[Type= discrete] [Format=numeric] [Range= 1-7] [Missing=*]
Statistics [NW/ W]	[Valid=662 /-] [Invalid=0 /-]

Value	Label	Cases	Percentage
1	贊同度最低	3	 0.5%
2		11	 1.7%
3		29	 4.4%
4		91	 13.7%
5		169	 25.5%
6		213	 32.2%
7	贊同度最高	146	 22.1%

Warning: these figures indicate the number of cases found in the data file. They cannot be interpreted as summary statistics of the population of interest.

a17: 17.參與這次低碳旅遊，我發現我自己對動物與當地環境反思，因而產生新的想法

Information	[Type= discrete] [Format=numeric] [Range= 1-7] [Missing=*]
Statistics [NW/ W]	[Valid=662 /-] [Invalid=0 /-]

Value	Label	Cases	Percentage
1	贊同度最低	2	 0.3%
2		15	 2.3%
3		44	 6.6%
4		102	 15.4%
5		198	 29.9%
6		193	 29.2%
7	贊同度最高	108	 16.3%

Warning: these figures indicate the number of cases found in the data file. They cannot be interpreted as summary statistics of the population of interest.

File : data1			
# a18: 18.這次低碳旅遊，具有教育的體驗			
Information	[Type= discrete] [Format=numeric] [Range= 1-7] [Missing=*]		
Statistics [NW/ W]	[Valid=662 /-] [Invalid=0 /-]		
Value	Label	Cases	Percentage
1	贊同度最低	5	0.8%
2		7	1.1%
3		32	4.8%
4		87	13.1%
5		139	21.0%
6		238	36.0%
7	贊同度最高	154	23.3%
Warning: these figures indicate the number of cases found in the data file. They cannot be interpreted as summary statistics of the population of interest.			
# a19: 19.這次低碳旅遊讓我與我同伴討論新的資訊			
Information	[Type= discrete] [Format=numeric] [Range= 1-7] [Missing=*]		
Statistics [NW/ W]	[Valid=662 /-] [Invalid=0 /-]		
Value	Label	Cases	Percentage
1	贊同度最低	6	0.9%
2		14	2.1%
3		39	5.9%
4		82	12.4%
5		171	25.8%
6		224	33.8%
7	贊同度最高	126	19.0%
Warning: these figures indicate the number of cases found in the data file. They cannot be interpreted as summary statistics of the population of interest.			
# a20: 20.這次低碳旅遊是探索體驗			
Information	[Type= discrete] [Format=numeric] [Range= 1-7] [Missing=*]		
Statistics [NW/ W]	[Valid=662 /-] [Invalid=0 /-]		
Value	Label	Cases	Percentage
1	贊同度最低	0	
2		11	1.7%
3		28	4.2%
4		90	13.6%
5		176	26.6%
6		219	33.1%
7	贊同度最高	138	20.8%
Warning: these figures indicate the number of cases found in the data file. They cannot be interpreted as summary statistics of the population of interest.			
# a21: 21.這次低碳旅遊是學習新的文化體驗			
Information	[Type= discrete] [Format=numeric] [Range= 1-7] [Missing=*]		
Statistics [NW/ W]	[Valid=662 /-] [Invalid=0 /-]		
Value	Label	Cases	Percentage
1	贊同度最低	4	0.6%
2		14	2.1%
3		35	5.3%

File : data1			
# a21: 21.這次低碳旅遊是學習新的文化體驗			
Value	Label	Cases	Percentage
4		97	14.7%
5		167	25.2%
6		215	32.5%
7	贊同度最高	130	19.6%
<i>Warning: these figures indicate the number of cases found in the data file. They cannot be interpreted as summary statistics of the population of interest.</i>			
# a22: 22.這次低碳旅遊中，我獲得新的人生觀念			
Information	[Type= discrete] [Format=numeric] [Range= 1-7] [Missing=*]		
Statistics [NW/ W]	[Valid=662 /-] [Invalid=0 /-]		
Value	Label	Cases	Percentage
1	贊同度最低	10	1.5%
2		13	2.0%
3		52	7.9%
4		105	15.9%
5		170	25.7%
6		195	29.5%
7	贊同度最高	117	17.7%
<i>Warning: these figures indicate the number of cases found in the data file. They cannot be interpreted as summary statistics of the population of interest.</i>			
# a23: 23.這次低碳旅遊中，我對自己有更多的反省			
Information	[Type= discrete] [Format=numeric] [Range= 1-7] [Missing=*]		
Statistics [NW/ W]	[Valid=662 /-] [Invalid=0 /-]		
Value	Label	Cases	Percentage
1	贊同度最低	8	1.2%
2		19	2.9%
3		55	8.3%
4		108	16.3%
5		172	26.0%
6		178	26.9%
7	贊同度最高	122	18.4%
<i>Warning: these figures indicate the number of cases found in the data file. They cannot be interpreted as summary statistics of the population of interest.</i>			
# a24: 24.這次低碳旅遊中，我體驗不同事物			
Information	[Type= discrete] [Format=numeric] [Range= 1-7] [Missing=*]		
Statistics [NW/ W]	[Valid=662 /-] [Invalid=0 /-]		
Value	Label	Cases	Percentage
1	贊同度最低	0	
2		11	1.7%
3		23	3.5%
4		75	11.3%
5		200	30.2%
6		221	33.4%
7	贊同度最高	132	19.9%
<i>Warning: these figures indicate the number of cases found in the data file. They cannot be interpreted as summary statistics of the population of interest.</i>			

File : data1				
# a25: 25.這次低碳旅遊中，我與當地人互動				
Information		[Type= discrete] [Format=numeric] [Range= 1-7] [Missing=*]		
Statistics [NW/ W]		[Valid=662 /-] [Invalid=0 /-]		
Value	Label	Cases	Percentage	
1	贊同度最低	28	<div><div></div></div>	4.2%
2		29	<div><div></div></div>	4.4%
3		70	<div><div></div></div>	10.6%
4		146	<div><div></div></div>	22.1%
5		174	<div><div></div></div>	26.3%
6		141	<div><div></div></div>	21.3%
7	贊同度最高	74	<div><div></div></div>	11.2%
<i>Warning: these figures indicate the number of cases found in the data file. They cannot be interpreted as summary statistics of the population of interest.</i>				
# a26: 26.這次低碳旅遊中，我瞭解當地人獨特的性格				
Information		[Type= discrete] [Format=numeric] [Range= 1-7] [Missing=*]		
Statistics [NW/ W]		[Valid=662 /-] [Invalid=0 /-]		
Value	Label	Cases	Percentage	
1	贊同度最低	33	<div><div></div></div>	5.0%
2		36	<div><div></div></div>	5.4%
3		70	<div><div></div></div>	10.6%
4		142	<div><div></div></div>	21.5%
5		180	<div><div></div></div>	27.2%
6		133	<div><div></div></div>	20.1%
7	贊同度最高	68	<div><div></div></div>	10.3%
<i>Warning: these figures indicate the number of cases found in the data file. They cannot be interpreted as summary statistics of the population of interest.</i>				
# a27: 27.這次低碳旅遊中，對當地人有良好印象				
Information		[Type= discrete] [Format=numeric] [Range= 1-7] [Missing=*]		
Statistics [NW/ W]		[Valid=662 /-] [Invalid=0 /-]		
Value	Label	Cases	Percentage	
1	贊同度最低	18	<div><div></div></div>	2.7%
2		19	<div><div></div></div>	2.9%
3		39	<div><div></div></div>	5.9%
4		107	<div><div></div></div>	16.2%
5		193	<div><div></div></div>	29.2%
6		173	<div><div></div></div>	26.1%
7	贊同度最高	113	<div><div></div></div>	17.1%
<i>Warning: these figures indicate the number of cases found in the data file. They cannot be interpreted as summary statistics of the population of interest.</i>				
# a28: 28.這次低碳旅遊中，體驗到當地人是友善的				
Information		[Type= discrete] [Format=numeric] [Range= 1-7] [Missing=*]		
Statistics [NW/ W]		[Valid=662 /-] [Invalid=0 /-]		
Value	Label	Cases	Percentage	
1	贊同度最低	15	<div><div></div></div>	2.3%
2		15	<div><div></div></div>	2.3%
3		31	<div><div></div></div>	4.7%

File : data1

a28: 28.這次低碳旅遊中，體驗到當地人是友善的

Value	Label	Cases	Percentage
4		99	<div><div></div></div> 15.0%
5		188	<div><div></div></div> 28.4%
6		195	<div><div></div></div> 29.5%
7	贊同度最高	119	<div><div></div></div> 18.0%

Warning: these figures indicate the number of cases found in the data file. They cannot be interpreted as summary statistics of the population of interest.

a29: 29.這次低碳旅遊中，我體驗到當地的特色與文化

Information	[Type= discrete] [Format=numeric] [Range= 1-7] [Missing=*]
Statistics [NW/ W]	[Valid=662 /-] [Invalid=0 /-]

Value	Label	Cases	Percentage
1	贊同度最低	12	<div><div></div></div> 1.8%
2		10	<div><div></div></div> 1.5%
3		41	<div><div></div></div> 6.2%
4		78	<div><div></div></div> 11.8%
5		194	<div><div></div></div> 29.3%
6		201	<div><div></div></div> 30.4%
7	贊同度最高	126	<div><div></div></div> 19.0%

Warning: these figures indicate the number of cases found in the data file. They cannot be interpreted as summary statistics of the population of interest.

a30: 30.這次低碳旅遊中，我做一些對節能減碳很重要的事情

Information	[Type= discrete] [Format=numeric] [Range= 1-7] [Missing=*]
Statistics [NW/ W]	[Valid=662 /-] [Invalid=0 /-]

Value	Label	Cases	Percentage
1	贊同度最低	14	<div><div></div></div> 2.1%
2		15	<div><div></div></div> 2.3%
3		46	<div><div></div></div> 6.9%
4		88	<div><div></div></div> 13.3%
5		165	<div><div></div></div> 24.9%
6		186	<div><div></div></div> 28.1%
7	贊同度最高	148	<div><div></div></div> 22.4%

Warning: these figures indicate the number of cases found in the data file. They cannot be interpreted as summary statistics of the population of interest.

a31: 31.在這次低碳旅遊中，我體驗低碳旅遊方式

Information	[Type= discrete] [Format=numeric] [Range= 1-7] [Missing=*]
Statistics [NW/ W]	[Valid=662 /-] [Invalid=0 /-]

Value	Label	Cases	Percentage
1	贊同度最低	6	<div><div></div></div> 0.9%
2		10	<div><div></div></div> 1.5%
3		39	<div><div></div></div> 5.9%
4		71	<div><div></div></div> 10.7%
5		170	<div><div></div></div> 25.7%
6		208	<div><div></div></div> 31.4%
7	贊同度最高	158	<div><div></div></div> 23.9%

Warning: these figures indicate the number of cases found in the data file. They cannot be interpreted as summary statistics of the population of interest.

File : data1

a32: 32.在這次低碳旅遊中，我完全跳脫我的日常生活型態

Information	[Type= discrete] [Format=numeric] [Range= 1-7] [Missing=*]
Statistics [NW/ W]	[Valid=662 /-] [Invalid=0 /-]

Value	Label	Cases	Percentage
1	贊同度最低	9	1.4%
2		10	1.5%
3		39	5.9%
4		85	12.8%
5		166	25.1%
6		209	31.6%
7	贊同度最高	144	21.8%

Warning: these figures indicate the number of cases found in the data file. They cannot be interpreted as summary statistics of the population of interest.

a33: 33.在這次低碳旅遊中，我體驗一些新鮮事

Information	[Type= discrete] [Format=numeric] [Range= 1-7] [Missing=*]
Statistics [NW/ W]	[Valid=662 /-] [Invalid=0 /-]

Value	Label	Cases	Percentage
1	贊同度最低	4	0.6%
2		4	0.6%
3		25	3.8%
4		72	10.9%
5		181	27.3%
6		216	32.6%
7	贊同度最高	160	24.2%

Warning: these figures indicate the number of cases found in the data file. They cannot be interpreted as summary statistics of the population of interest.

a34: 34.在這次低碳旅遊中，我融入整個遊程

Information	[Type= discrete] [Format=numeric] [Range= 1-7] [Missing=*]
Statistics [NW/ W]	[Valid=662 /-] [Invalid=0 /-]

Value	Label	Cases	Percentage
1	贊同度最低	2	0.3%
2		3	0.5%
3		18	2.7%
4		73	11.0%
5		158	23.9%
6		237	35.8%
7	贊同度最高	171	25.8%

Warning: these figures indicate the number of cases found in the data file. They cannot be interpreted as summary statistics of the population of interest.

a35: 35.在這次低碳旅遊中，讓我覺得我身處其他環境

Information	[Type= discrete] [Format=numeric] [Range= 1-7] [Missing=*]
Statistics [NW/ W]	[Valid=662 /-] [Invalid=0 /-]

Value	Label	Cases	Percentage
1	贊同度最低	3	0.5%
2		5	0.8%
3		12	1.8%

File : data1

a35: 35.在這次低碳旅遊中，讓我覺得我身處其他環境

Value	Label	Cases	Percentage
4		68	<div><div></div></div> 10.3%
5		147	<div><div></div></div> 22.2%
6		243	<div><div></div></div> 36.7%
7	贊同度最高	184	<div><div></div></div> 27.8%

Warning: these figures indicate the number of cases found in the data file. They cannot be interpreted as summary statistics of the population of interest.

a36: 36.在這次低碳旅遊中，我忘記時光流逝

Information	[Type= discrete] [Format=numeric] [Range= 1-7] [Missing=*]
Statistics [NW/ W]	[Valid=662 /-] [Invalid=0 /-]

Value	Label	Cases	Percentage
1	贊同度最低	4	<div><div></div></div> 0.6%
2		7	<div><div></div></div> 1.1%
3		37	<div><div></div></div> 5.6%
4		85	<div><div></div></div> 12.8%
5		135	<div><div></div></div> 20.4%
6		215	<div><div></div></div> 32.5%
7	贊同度最高	179	<div><div></div></div> 27.0%

Warning: these figures indicate the number of cases found in the data file. They cannot be interpreted as summary statistics of the population of interest.

a37: 37.在這次低碳旅遊中，我感覺完全屬於這環境

Information	[Type= discrete] [Format=numeric] [Range= 1-7] [Missing=*]
Statistics [NW/ W]	[Valid=662 /-] [Invalid=0 /-]

Value	Label	Cases	Percentage
1	贊同度最低	3	<div><div></div></div> 0.5%
2		5	<div><div></div></div> 0.8%
3		32	<div><div></div></div> 4.8%
4		83	<div><div></div></div> 12.5%
5		177	<div><div></div></div> 26.7%
6		200	<div><div></div></div> 30.2%
7	贊同度最高	162	<div><div></div></div> 24.5%

Warning: these figures indicate the number of cases found in the data file. They cannot be interpreted as summary statistics of the population of interest.

a38: 38.參加這次低碳旅遊，我的旅遊方式更能獲得好的評價

Information	[Type= discrete] [Format=numeric] [Range= 1-7] [Missing=*]
Statistics [NW/ W]	[Valid=662 /-] [Invalid=0 /-]

Value	Label	Cases	Percentage
1	贊同度最低	1	<div><div></div></div> 0.2%
2		7	<div><div></div></div> 1.1%
3		21	<div><div></div></div> 3.2%
4		91	<div><div></div></div> 13.7%
5		135	<div><div></div></div> 20.4%
6		229	<div><div></div></div> 34.6%
7	贊同度最高	178	<div><div></div></div> 26.9%

Warning: these figures indicate the number of cases found in the data file. They cannot be interpreted as summary statistics of the population of interest.

File : data1			
# a39: 39.參加這次低碳旅遊，我能傳達正面的社會形象			
Information	[Type= discrete] [Format=numeric] [Range= 1-7] [Missing=*]		
Statistics [NW/ W]	[Valid=662 /-] [Invalid=0 /-]		
Value	Label	Cases	Percentage
1	贊同度最低	2	0.3%
2		6	0.9%
3		24	3.6%
4		88	13.3%
5		137	20.7%
6		225	34.0%
7	贊同度最高	180	27.2%
Warning: these figures indicate the number of cases found in the data file. They cannot be interpreted as summary statistics of the population of interest.			
# a40: 40.參與這次低碳旅遊，我對環保議題的重視感到驕傲			
Information	[Type= discrete] [Format=numeric] [Range= 1-7] [Missing=*]		
Statistics [NW/ W]	[Valid=662 /-] [Invalid=0 /-]		
Value	Label	Cases	Percentage
1	贊同度最低	4	0.6%
2		4	0.6%
3		28	4.2%
4		79	11.9%
5		106	16.0%
6		208	31.4%
7	贊同度最高	233	35.2%
Warning: these figures indicate the number of cases found in the data file. They cannot be interpreted as summary statistics of the population of interest.			
# b1: 性別			
Information	[Type= discrete] [Format=numeric] [Range= 1-2] [Missing=*]		
Statistics [NW/ W]	[Valid=662 /-] [Invalid=0 /-]		
Value	Label	Cases	Percentage
1	男	307	46.4%
2	女	355	53.6%
Warning: these figures indicate the number of cases found in the data file. They cannot be interpreted as summary statistics of the population of interest.			
# b2: 婚姻狀況			
Information	[Type= discrete] [Format=numeric] [Range= 1-2] [Missing=*]		
Statistics [NW/ W]	[Valid=662 /-] [Invalid=0 /-]		
Value	Label	Cases	Percentage
1	單身	298	45.0%
2	已婚	364	55.0%
Warning: these figures indicate the number of cases found in the data file. They cannot be interpreted as summary statistics of the population of interest.			
# b3: 年齡			
Information	[Type= discrete] [Format=numeric] [Range= 1-6] [Missing=*]		
Statistics [NW/ W]	[Valid=662 /-] [Invalid=0 /-]		

File : data1

b3: 年齡

Value	Label	Cases	Percentage
1	16~20	38	<div><div></div></div> 5.7%
2	21~30	183	<div><div></div></div> 27.6%
3	31~40	175	<div><div></div></div> 26.4%
4	41~50	138	<div><div></div></div> 20.8%
5	51~60	91	<div><div></div></div> 13.7%
6	61歲以上	37	<div><div></div></div> 5.6%

Warning: these figures indicate the number of cases found in the data file. They cannot be interpreted as summary statistics of the population of interest.

b4: 教育程度

Information	[Type= discrete] [Format=numeric] [Range= 1-4] [Missing=*]		
Statistics [NW/ W]	[Valid=662 /-] [Invalid=0 /-]		
Value	Label	Cases	Percentage
1	國中、小	16	<div><div></div></div> 2.4%
2	高中(職)	131	<div><div></div></div> 19.8%
3	大學畢業(專科)	418	<div><div></div></div> 63.1%
4	研究所畢業(碩士、博士)	97	<div><div></div></div> 14.7%

Warning: these figures indicate the number of cases found in the data file. They cannot be interpreted as summary statistics of the population of interest.

b5: 職業

Information	[Type= discrete] [Format=numeric] [Range= 1-8] [Missing=*]		
Statistics [NW/ W]	[Valid=662 /-] [Invalid=0 /-]		
Value	Label	Cases	Percentage
1	軍公教	101	<div><div></div></div> 15.3%
2	農林漁牧	15	<div><div></div></div> 2.3%
3	工商	164	<div><div></div></div> 24.8%
4	服務業	153	<div><div></div></div> 23.1%
5	家管	50	<div><div></div></div> 7.6%
6	退休人員	34	<div><div></div></div> 5.1%
7	學生	97	<div><div></div></div> 14.7%
8	其他	48	<div><div></div></div> 7.3%

Warning: these figures indicate the number of cases found in the data file. They cannot be interpreted as summary statistics of the population of interest.

b6: 主要居住地

Information	[Type= discrete] [Format=numeric] [Range= 1-7] [Missing=*]		
Statistics [NW/ W]	[Valid=662 /-] [Invalid=0 /-]		
Value	Label	Cases	Percentage
1	北北基宜	116	<div><div></div></div> 17.5%
2	桃竹苗	116	<div><div></div></div> 17.5%
3	中彰投	150	<div><div></div></div> 22.7%
4	雲嘉南	97	<div><div></div></div> 14.7%
5	高屏	176	<div><div></div></div> 26.6%
6	花東	5	<div><div></div></div> 0.8%
7	澎金馬	2	<div><div></div></div> 0.3%

Warning: these figures indicate the number of cases found in the data file. They cannot be interpreted as summary statistics of the population of interest.

File : data1

b7: 個人月收入

Information [Type= discrete] [Format=numeric] [Range= 1-6] [Missing=*]

Statistics [NW/ W] [Valid=662 /-] [Invalid=0 /-]

Value	Label	Cases	Percentage
1	20,000 元以下	151	<div></div> 22.8%
2	20,001~40,000 元	242	<div></div> 36.6%
3	40,001~60,000 元	173	<div></div> 26.1%
4	60,001~80,000 元	66	<div></div> 10.0%
5	80,001~100,000 元	15	<div></div> 2.3%
6	100,001 元以上	15	<div></div> 2.3%

Warning: these figures indicate the number of cases found in the data file. They cannot be interpreted as summary statistics of the population of interest.

File : data2			
# id: 樣本編號			
Information		[Type= continuous] [Format=numeric] [Range= 1-1008] [Missing=*]	
Statistics [NW/ W]		[Valid=989 /-] [Invalid=0 /-] [Mean=503.193 /-] [StdDev=289.811 /-]	
# a1: 1.這次低碳旅遊讓我的視覺或其他感覺印象深刻			
Information		[Type= discrete] [Format=numeric] [Range= 1-7] [Missing=*]	
Statistics [NW/ W]		[Valid=989 /-] [Invalid=0 /-]	
Value	Label	Cases	Percentage
1	贊同度最低	2	<div><div></div></div> 0.2%
2		9	<div><div></div></div> 0.9%
3		46	<div><div></div></div> 4.7%
4		97	<div><div></div></div> 9.8%
5		271	<div><div></div></div> 27.4%
6		336	<div><div></div></div> 34.0%
7	贊同度最高	228	<div><div></div></div> 23.1%
Warning: these figures indicate the number of cases found in the data file. They cannot be interpreted as summary statistics of the population of interest.			
# a2: 2.這次低碳旅遊，就感官而言，讓我覺得有趣			
Information		[Type= discrete] [Format=numeric] [Range= 1-7] [Missing=*]	
Statistics [NW/ W]		[Valid=989 /-] [Invalid=0 /-]	
Value	Label	Cases	Percentage
1	贊同度最低	1	<div><div></div></div> 0.1%
2		9	<div><div></div></div> 0.9%
3		31	<div><div></div></div> 3.1%
4		88	<div><div></div></div> 8.9%
5		252	<div><div></div></div> 25.5%
6		360	<div><div></div></div> 36.4%
7	贊同度最高	248	<div><div></div></div> 25.1%
Warning: these figures indicate the number of cases found in the data file. They cannot be interpreted as summary statistics of the population of interest.			
# a3: 3.在這次低碳旅遊中，我感到和諧的真正感覺			
Information		[Type= discrete] [Format=numeric] [Range= 1-7] [Missing=*]	
Statistics [NW/ W]		[Valid=989 /-] [Invalid=0 /-]	
Value	Label	Cases	Percentage
1	贊同度最低	1	<div><div></div></div> 0.1%
2		6	<div><div></div></div> 0.6%
3		22	<div><div></div></div> 2.2%
4		76	<div><div></div></div> 7.7%
5		254	<div><div></div></div> 25.7%
6		354	<div><div></div></div> 35.8%
7	贊同度最高	276	<div><div></div></div> 27.9%
Warning: these figures indicate the number of cases found in the data file. They cannot be interpreted as summary statistics of the population of interest.			
# a4: 4.在這次低碳旅遊中，有很多活動可以實際體驗			
Information		[Type= discrete] [Format=numeric] [Range= 1-7] [Missing=*]	
Statistics [NW/ W]		[Valid=989 /-] [Invalid=0 /-]	

File : data2

a4: 4.在這次低碳旅遊中，有很多活動可以實際體驗

Value	Label	Cases	Percentage
1	贊同度最低	4	0.4%
2		17	1.7%
3		70	7.1%
4		154	15.6%
5		248	25.1%
6		292	29.5%
7	贊同度最高	204	20.6%

Warning: these figures indicate the number of cases found in the data file. They cannot be interpreted as summary statistics of the population of interest.

a5: 5.在這次低碳旅遊中，當地的景觀資源是迷人的

Information	[Type= discrete] [Format=numeric] [Range= 1-7] [Missing=*]
Statistics [NW/ W]	[Valid=989 /-] [Invalid=0 /-]

Value	Label	Cases	Percentage
1	贊同度最低	2	0.2%
2		6	0.6%
3		28	2.8%
4		77	7.8%
5		230	23.3%
6		348	35.2%
7	贊同度最高	298	30.1%

Warning: these figures indicate the number of cases found in the data file. They cannot be interpreted as summary statistics of the population of interest.

a6: 6.我可以從這次低碳旅遊中，連結特定的視覺、嗅覺、聽覺、味覺、與觸覺

Information	[Type= discrete] [Format=numeric] [Range= 1-7] [Missing=*]
Statistics [NW/ W]	[Valid=989 /-] [Invalid=0 /-]

Value	Label	Cases	Percentage
1	贊同度最低	3	0.3%
2		7	0.7%
3		49	5.0%
4		146	14.8%
5		266	26.9%
6		327	33.1%
7	贊同度最高	191	19.3%

Warning: these figures indicate the number of cases found in the data file. They cannot be interpreted as summary statistics of the population of interest.



a7: 7.在這次低碳旅遊中，整體設計能夠喚起我的興趣

Information	[Type= discrete] [Format=numeric] [Range= 1-7] [Missing=*]
Statistics [NW/ W]	[Valid=989 /-] [Invalid=0 /-]

Value	Label	Cases	Percentage
1	贊同度最低	3	0.3%
2		16	1.6%
3		54	5.5%
4		139	14.1%
5		270	27.3%

File : data2








a7: 7.在這次低碳旅遊中，整體設計能夠喚起我的興趣

Value	Label	Cases	Percentage
6		316	 32.0%
7	贊同度最高	191	 19.3%

Warning: these figures indicate the number of cases found in the data file. They cannot be interpreted as summary statistics of the population of interest.

a8: 8.這次低碳旅遊中，引發我個人的情感








Information	[Type= discrete] [Format=numeric] [Range= 1-7] [Missing=*]
Statistics [NW/ W]	[Valid=989 /-] [Invalid=0 /-]

Value	Label	Cases	Percentage
1	贊同度最低	5	 0.5%
2		18	 1.8%
3		65	 6.6%
4		157	 15.9%
5		300	 30.3%
6		289	 29.2%
7	贊同度最高	155	 15.7%

Warning: these figures indicate the number of cases found in the data file. They cannot be interpreted as summary statistics of the population of interest.

a9: 9.參與這次低碳旅遊是令人開心的








Information	[Type= discrete] [Format=numeric] [Range= 1-7] [Missing=*]
Statistics [NW/ W]	[Valid=989 /-] [Invalid=0 /-]

Value	Label	Cases	Percentage
1	贊同度最低	1	 0.1%
2		4	 0.4%
3		16	 1.6%
4		75	 7.6%
5		215	 21.7%
6		379	 38.3%
7	贊同度最高	299	 30.2%

Warning: these figures indicate the number of cases found in the data file. They cannot be interpreted as summary statistics of the population of interest.

a10: 10.參與這次低碳旅遊是令人享受的

Information	[Type= discrete] [Format=numeric] [Range= 1-7] [Missing=*]
Statistics [NW/ W]	[Valid=989 /-] [Invalid=0 /-]

Value	Label	Cases	Percentage
1	贊同度最低	2	 0.2%
2		7	 0.7%
3		13	 1.3%
4		64	 6.5%
5		217	 21.9%
6		354	 35.8%
7	贊同度最高	332	 33.6%

Warning: these figures indicate the number of cases found in the data file. They cannot be interpreted as summary statistics of the population of interest.

a11: 11.參與這次低碳旅遊是令人感到舒服的

Information	[Type= discrete] [Format=numeric] [Range= 1-7] [Missing=*]
-------------	--

File : data2

a11: 11.參與這次低碳旅遊是令人感到舒服的

Statistics [NW/ W] [Valid=989 /-] [Invalid=0 /-]

Value	Label	Cases	Percentage
1	贊同度最低	2	0.2%
2		7	0.7%
3		15	1.5%
4		54	5.5%
5		223	22.5%
6		360	36.4%
7	贊同度最高	328	33.2%

Warning: these figures indicate the number of cases found in the data file. They cannot be interpreted as summary statistics of the population of interest.

a12: 12.參與這次低碳旅遊是令人感到興奮的

Information [Type= discrete] [Format=numeric] [Range= 1-7] [Missing=*]

Statistics [NW/ W] [Valid=989 /-] [Invalid=0 /-]

Value	Label	Cases	Percentage
1	贊同度最低	2	0.2%
2		6	0.6%
3		24	2.4%
4		110	11.1%
5		257	26.0%
6		321	32.5%
7	贊同度最高	269	27.2%

Warning: these figures indicate the number of cases found in the data file. They cannot be interpreted as summary statistics of the population of interest.

a13: 13.參與這次低碳旅遊，讓我對大自然有敬畏的感覺

Information [Type= discrete] [Format=numeric] [Range= 1-7] [Missing=*]

Statistics [NW/ W] [Valid=989 /-] [Invalid=0 /-]

Value	Label	Cases	Percentage
1	贊同度最低	3	0.3%
2		10	1.0%
3		36	3.6%
4		102	10.3%
5		234	23.7%
6		316	32.0%
7	贊同度最高	288	29.1%

Warning: these figures indicate the number of cases found in the data file. They cannot be interpreted as summary statistics of the population of interest.

a14: 14.參與這次低碳旅遊是令人心身放鬆

Information [Type= discrete] [Format=numeric] [Range= 1-7] [Missing=*]

Statistics [NW/ W] [Valid=989 /-] [Invalid=0 /-]

Value	Label	Cases	Percentage
1	贊同度最低	4	0.4%
2		6	0.6%
3		16	1.6%
4		55	5.6%

File : data2








a14: 14.參與這次低碳旅遊是令人身心放鬆

Value	Label	Cases	Percentage
5		183	 18.5%
6		388	 39.2%
7	贊同度最高	337	 34.1%

Warning: these figures indicate the number of cases found in the data file. They cannot be interpreted as summary statistics of the population of interest.

a15: 15.參與這次低碳旅遊是有趣的








Information	[Type= discrete] [Format=numeric] [Range= 1-7] [Missing=*]
Statistics [NW/ W]	[Valid=989 /-] [Invalid=0 /-]

Value	Label	Cases	Percentage
1	贊同度最低	2	 0.2%
2		6	 0.6%
3		20	 2.0%
4		73	 7.4%
5		234	 23.7%
6		383	 38.7%
7	贊同度最高	271	 27.4%

Warning: these figures indicate the number of cases found in the data file. They cannot be interpreted as summary statistics of the population of interest.

a16: 16.當我參與低碳旅遊時，引起了很多的思考








Information	[Type= discrete] [Format=numeric] [Range= 1-7] [Missing=*]
Statistics [NW/ W]	[Valid=989 /-] [Invalid=0 /-]

Value	Label	Cases	Percentage
1	贊同度最低	6	 0.6%
2		25	 2.5%
3		48	 4.9%
4		137	 13.9%
5		271	 27.4%
6		325	 32.9%
7	贊同度最高	177	 17.9%

Warning: these figures indicate the number of cases found in the data file. They cannot be interpreted as summary statistics of the population of interest.

a17: 17.參與這次低碳旅遊，我發現我自己對動物與當地環境反思，因而產生新的想法

Information	[Type= discrete] [Format=numeric] [Range= 1-7] [Missing=*]
Statistics [NW/ W]	[Valid=989 /-] [Invalid=0 /-]

Value	Label	Cases	Percentage
1	贊同度最低	8	 0.8%
2		26	 2.6%
3		59	 6.0%
4		154	 15.6%
5		296	 29.9%
6		300	 30.3%
7	贊同度最高	146	 14.8%

Warning: these figures indicate the number of cases found in the data file. They cannot be interpreted as summary statistics of the population of interest.

File : data2

a18: 18.這次低碳旅遊，具有教育的體驗

Information	[Type= discrete] [Format=numeric] [Range= 1-7] [Missing=*]
Statistics [NW/ W]	[Valid=989 /-] [Invalid=0 /-]

Value	Label	Cases	Percentage
1	贊同度最低	1	0.1%
2		19	1.9%
3		44	4.4%
4		107	10.8%
5		255	25.8%
6		332	33.6%
7	贊同度最高	231	23.4%

Warning: these figures indicate the number of cases found in the data file. They cannot be interpreted as summary statistics of the population of interest.

a19: 19.這次低碳旅遊讓我與我同伴討論新的資訊

Information	[Type= discrete] [Format=numeric] [Range= 1-7] [Missing=*]
Statistics [NW/ W]	[Valid=989 /-] [Invalid=0 /-]

Value	Label	Cases	Percentage
1	贊同度最低	8	0.8%
2		18	1.8%
3		51	5.2%
4		130	13.1%
5		298	30.1%
6		305	30.8%
7	贊同度最高	179	18.1%

Warning: these figures indicate the number of cases found in the data file. They cannot be interpreted as summary statistics of the population of interest.

a20: 20.這次低碳旅遊是探索體驗

Information	[Type= discrete] [Format=numeric] [Range= 1-7] [Missing=*]
Statistics [NW/ W]	[Valid=989 /-] [Invalid=0 /-]

Value	Label	Cases	Percentage
1	贊同度最低	5	0.5%
2		17	1.7%
3		43	4.3%
4		128	12.9%
5		264	26.7%
6		336	34.0%
7	贊同度最高	196	19.8%

Warning: these figures indicate the number of cases found in the data file. They cannot be interpreted as summary statistics of the population of interest.

a21: 21.這次低碳旅遊是學習新的文化體驗

Information	[Type= discrete] [Format=numeric] [Range= 1-7] [Missing=*]
Statistics [NW/ W]	[Valid=989 /-] [Invalid=0 /-]

Value	Label	Cases	Percentage
1	贊同度最低	6	0.6%
2		15	1.5%
3		48	4.9%

File : data2

a21: 21.這次低碳旅遊是學習新的文化體驗

Value	Label	Cases	Percentage
4		142	14.4%
5		280	28.3%
6		297	30.0%
7	贊同度最高	201	20.3%

Warning: these figures indicate the number of cases found in the data file. They cannot be interpreted as summary statistics of the population of interest.

a22: 22.這次低碳旅遊中，我獲得新的人生觀念

Information	[Type= discrete] [Format=numeric] [Range= 1-7] [Missing=*]
Statistics [NW/ W]	[Valid=989 /-] [Invalid=0 /-]

Value	Label	Cases	Percentage
1	贊同度最低	15	1.5%
2		25	2.5%
3		66	6.7%
4		182	18.4%
5		245	24.8%
6		303	30.6%
7	贊同度最高	153	15.5%

Warning: these figures indicate the number of cases found in the data file. They cannot be interpreted as summary statistics of the population of interest.

a23: 23.這次低碳旅遊中，我對自己有更多的反省

Information	[Type= discrete] [Format=numeric] [Range= 1-7] [Missing=*]
Statistics [NW/ W]	[Valid=989 /-] [Invalid=0 /-]

Value	Label	Cases	Percentage
1	贊同度最低	18	1.8%
2		28	2.8%
3		69	7.0%
4		172	17.4%
5		261	26.4%
6		285	28.8%
7	贊同度最高	156	15.8%

Warning: these figures indicate the number of cases found in the data file. They cannot be interpreted as summary statistics of the population of interest.

a24: 24.這次低碳旅遊中，我體驗不同事物

Information	[Type= discrete] [Format=numeric] [Range= 1-7] [Missing=*]
Statistics [NW/ W]	[Valid=989 /-] [Invalid=0 /-]

Value	Label	Cases	Percentage
1	贊同度最低	5	0.5%
2		11	1.1%
3		45	4.6%
4		127	12.8%
5		292	29.5%
6		360	36.4%
7	贊同度最高	149	15.1%

Warning: these figures indicate the number of cases found in the data file. They cannot be interpreted as summary statistics of the population of interest.

File : data2			
# a25: 25.這次低碳旅遊中，我與當地人互動			
Information	[Type= discrete] [Format=numeric] [Range= 1-7] [Missing=*]		
Statistics [NW/ W]	[Valid=989 /-] [Invalid=0 /-]		
Value	Label	Cases	Percentage
1	贊同度最低	40	<div><div></div></div> 4.0%
2		49	<div><div></div></div> 5.0%
3		119	<div><div></div></div> 12.0%
4		176	<div><div></div></div> 17.8%
5		268	<div><div></div></div> 27.1%
6		231	<div><div></div></div> 23.4%
7	贊同度最高	106	<div><div></div></div> 10.7%
Warning: these figures indicate the number of cases found in the data file. They cannot be interpreted as summary statistics of the population of interest.			
# a26: 26.這次低碳旅遊中，我瞭解當地人獨特的性格			
Information	[Type= discrete] [Format=numeric] [Range= 1-7] [Missing=*]		
Statistics [NW/ W]	[Valid=989 /-] [Invalid=0 /-]		
Value	Label	Cases	Percentage
1	贊同度最低	43	<div><div></div></div> 4.3%
2		46	<div><div></div></div> 4.7%
3		119	<div><div></div></div> 12.0%
4		197	<div><div></div></div> 19.9%
5		242	<div><div></div></div> 24.5%
6		232	<div><div></div></div> 23.5%
7	贊同度最高	110	<div><div></div></div> 11.1%
Warning: these figures indicate the number of cases found in the data file. They cannot be interpreted as summary statistics of the population of interest.			
# a27: 27.這次低碳旅遊中，對當地人有良好印象			
Information	[Type= discrete] [Format=numeric] [Range= 1-7] [Missing=*]		
Statistics [NW/ W]	[Valid=989 /-] [Invalid=0 /-]		
Value	Label	Cases	Percentage
1	贊同度最低	23	<div><div></div></div> 2.3%
2		27	<div><div></div></div> 2.7%
3		67	<div><div></div></div> 6.8%
4		190	<div><div></div></div> 19.2%
5		257	<div><div></div></div> 26.0%
6		278	<div><div></div></div> 28.1%
7	贊同度最高	147	<div><div></div></div> 14.9%
Warning: these figures indicate the number of cases found in the data file. They cannot be interpreted as summary statistics of the population of interest.			
# a28: 28.這次低碳旅遊中，體驗到當地人是友善的			
Information	[Type= discrete] [Format=numeric] [Range= 1-7] [Missing=*]		
Statistics [NW/ W]	[Valid=989 /-] [Invalid=0 /-]		
Value	Label	Cases	Percentage
1	贊同度最低	18	<div><div></div></div> 1.8%
2		28	<div><div></div></div> 2.8%
3		58	<div><div></div></div> 5.9%

File : data2

a28: 28.這次低碳旅遊中，體驗到當地人是友善的

Value	Label	Cases	Percentage
4		164	<div></div> 16.6%
5		252	<div></div> 25.5%
6		303	<div></div> 30.6%
7	贊同度最高	166	<div></div> 16.8%

Warning: these figures indicate the number of cases found in the data file. They cannot be interpreted as summary statistics of the population of interest.

a29: 29.這次低碳旅遊中，我體驗到當地的特色與文化

Information	[Type= discrete] [Format=numeric] [Range= 1-7] [Missing=*]
Statistics [NW/ W]	[Valid=989 /-] [Invalid=0 /-]

Value	Label	Cases	Percentage
1	贊同度最低	7	<div></div> 0.7%
2		25	<div></div> 2.5%
3		49	<div></div> 5.0%
4		138	<div></div> 14.0%
5		265	<div></div> 26.8%
6		330	<div></div> 33.4%
7	贊同度最高	175	<div></div> 17.7%

Warning: these figures indicate the number of cases found in the data file. They cannot be interpreted as summary statistics of the population of interest.

a30: 30.這次低碳旅遊中，我做一些對節能減碳很重要的事情

Information	[Type= discrete] [Format=numeric] [Range= 1-7] [Missing=*]
Statistics [NW/ W]	[Valid=989 /-] [Invalid=0 /-]

Value	Label	Cases	Percentage
1	贊同度最低	22	<div></div> 2.2%
2		19	<div></div> 1.9%
3		69	<div></div> 7.0%
4		126	<div></div> 12.7%
5		259	<div></div> 26.2%
6		311	<div></div> 31.4%
7	贊同度最高	183	<div></div> 18.5%

Warning: these figures indicate the number of cases found in the data file. They cannot be interpreted as summary statistics of the population of interest.

a31: 31.在這次低碳旅遊中，我體驗低碳旅遊方式

Information	[Type= discrete] [Format=numeric] [Range= 1-7] [Missing=*]
Statistics [NW/ W]	[Valid=989 /-] [Invalid=0 /-]

Value	Label	Cases	Percentage
1	贊同度最低	8	<div></div> 0.8%
2		11	<div></div> 1.1%
3		48	<div></div> 4.9%
4		117	<div></div> 11.8%
5		254	<div></div> 25.7%
6		362	<div></div> 36.6%
7	贊同度最高	189	<div></div> 19.1%

Warning: these figures indicate the number of cases found in the data file. They cannot be interpreted as summary statistics of the population of interest.

File : data2			
# a32: 32.在這次低碳旅遊中，我完全跳脫我的日常生活型態			
Information	[Type= discrete] [Format=numeric] [Range= 1-7] [Missing=*]		
Statistics [NW/ W]	[Valid=989 /-] [Invalid=0 /-]		
Value	Label	Cases	Percentage
1	贊同度最低	11	<div><div></div></div> 1.1%
2		27	<div><div></div></div> 2.7%
3		56	<div><div></div></div> 5.7%
4		119	<div><div></div></div> 12.0%
5		261	<div><div></div></div> 26.4%
6		315	<div><div></div></div> 31.9%
7	贊同度最高	200	<div><div></div></div> 20.2%
Warning: these figures indicate the number of cases found in the data file. They cannot be interpreted as summary statistics of the population of interest.			
# a33: 33.在這次低碳旅遊中，我體驗一些新鮮事			
Information	[Type= discrete] [Format=numeric] [Range= 1-7] [Missing=*]		
Statistics [NW/ W]	[Valid=989 /-] [Invalid=0 /-]		
Value	Label	Cases	Percentage
1	贊同度最低	5	<div><div></div></div> 0.5%
2		18	<div><div></div></div> 1.8%
3		36	<div><div></div></div> 3.6%
4		95	<div><div></div></div> 9.6%
5		256	<div><div></div></div> 25.9%
6		368	<div><div></div></div> 37.2%
7	贊同度最高	211	<div><div></div></div> 21.3%
Warning: these figures indicate the number of cases found in the data file. They cannot be interpreted as summary statistics of the population of interest.			
# a34: 34.在這次低碳旅遊中，我融入整個遊程			
Information	[Type= discrete] [Format=numeric] [Range= 1-7] [Missing=*]		
Statistics [NW/ W]	[Valid=989 /-] [Invalid=0 /-]		
Value	Label	Cases	Percentage
1	贊同度最低	5	<div><div></div></div> 0.5%
2		10	<div><div></div></div> 1.0%
3		22	<div><div></div></div> 2.2%
4		106	<div><div></div></div> 10.7%
5		256	<div><div></div></div> 25.9%
6		366	<div><div></div></div> 37.0%
7	贊同度最高	224	<div><div></div></div> 22.6%
Warning: these figures indicate the number of cases found in the data file. They cannot be interpreted as summary statistics of the population of interest.			
# a35: 35.在這次低碳旅遊中，讓我覺得我身處其他環境			
Information	[Type= discrete] [Format=numeric] [Range= 1-7] [Missing=*]		
Statistics [NW/ W]	[Valid=989 /-] [Invalid=0 /-]		
Value	Label	Cases	Percentage
1	贊同度最低	5	<div><div></div></div> 0.5%
2		14	<div><div></div></div> 1.4%
3		29	<div><div></div></div> 2.9%

File : data2

a35: 35.在這次低碳旅遊中，讓我覺得我身處其他環境

Value	Label	Cases	Percentage
4		115	<div><div></div></div> 11.6%
5		246	<div><div></div></div> 24.9%
6		363	<div><div></div></div> 36.7%
7	贊同度最高	217	<div><div></div></div> 21.9%

Warning: these figures indicate the number of cases found in the data file. They cannot be interpreted as summary statistics of the population of interest.

a36: 36.在這次低碳旅遊中，我忘記時光流逝

Information	[Type= discrete] [Format=numeric] [Range= 1-7] [Missing=*]
Statistics [NW/ W]	[Valid=989 /-] [Invalid=0 /-]

Value	Label	Cases	Percentage
1	贊同度最低	9	<div><div></div></div> 0.9%
2		21	<div><div></div></div> 2.1%
3		58	<div><div></div></div> 5.9%
4		125	<div><div></div></div> 12.6%
5		241	<div><div></div></div> 24.4%
6		332	<div><div></div></div> 33.6%
7	贊同度最高	203	<div><div></div></div> 20.5%

Warning: these figures indicate the number of cases found in the data file. They cannot be interpreted as summary statistics of the population of interest.

a37: 37.在這次低碳旅遊中，我感覺完全屬於這環境

Information	[Type= discrete] [Format=numeric] [Range= 1-7] [Missing=*]
Statistics [NW/ W]	[Valid=989 /-] [Invalid=0 /-]

Value	Label	Cases	Percentage
1	贊同度最低	9	<div><div></div></div> 0.9%
2		21	<div><div></div></div> 2.1%
3		63	<div><div></div></div> 6.4%
4		146	<div><div></div></div> 14.8%
5		256	<div><div></div></div> 25.9%
6		312	<div><div></div></div> 31.5%
7	贊同度最高	182	<div><div></div></div> 18.4%

Warning: these figures indicate the number of cases found in the data file. They cannot be interpreted as summary statistics of the population of interest.

a38: 38.參加這次低碳旅遊，我的旅遊方式更能獲得好的評價

Information	[Type= discrete] [Format=numeric] [Range= 1-7] [Missing=*]
Statistics [NW/ W]	[Valid=989 /-] [Invalid=0 /-]

Value	Label	Cases	Percentage
1	贊同度最低	3	<div><div></div></div> 0.3%
2		15	<div><div></div></div> 1.5%
3		26	<div><div></div></div> 2.6%
4		99	<div><div></div></div> 10.0%
5		277	<div><div></div></div> 28.0%
6		354	<div><div></div></div> 35.8%
7	贊同度最高	215	<div><div></div></div> 21.7%

Warning: these figures indicate the number of cases found in the data file. They cannot be interpreted as summary statistics of the population of interest.

File : data2			
# a39: 39.參加這次低碳旅遊，我能傳達正面的社會形象			
Information	[Type= discrete] [Format=numeric] [Range= 1-7] [Missing=*]		
Statistics [NW/ W]	[Valid=989 /-] [Invalid=0 /-]		
Value	Label	Cases	Percentage
1	贊同度最低	6	<div><div></div>0.6%</div>
2		11	<div><div></div>1.1%</div>
3		32	<div><div></div>3.2%</div>
4		104	<div><div></div>10.5%</div>
5		250	<div><div></div>25.3%</div>
6		341	<div><div></div>34.5%</div>
7	贊同度最高	245	<div><div></div>24.8%</div>
Warning: these figures indicate the number of cases found in the data file. They cannot be interpreted as summary statistics of the population of interest.			
# a40: 40.參與這次低碳旅遊，我對環保議題的重視感到驕傲			
Information	[Type= discrete] [Format=numeric] [Range= 1-7] [Missing=*]		
Statistics [NW/ W]	[Valid=989 /-] [Invalid=0 /-]		
Value	Label	Cases	Percentage
1	贊同度最低	10	<div><div></div>1.0%</div>
2		12	<div><div></div>1.2%</div>
3		31	<div><div></div>3.1%</div>
4		92	<div><div></div>9.3%</div>
5		237	<div><div></div>24.0%</div>
6		320	<div><div></div>32.4%</div>
7	贊同度最高	287	<div><div></div>29.0%</div>
Warning: these figures indicate the number of cases found in the data file. They cannot be interpreted as summary statistics of the population of interest.			
# b1: 性別			
Information	[Type= discrete] [Format=numeric] [Range= 1-2] [Missing=*]		
Statistics [NW/ W]	[Valid=989 /-] [Invalid=0 /-]		
Value	Label	Cases	Percentage
1	男	522	<div><div></div>52.8%</div>
2	女	467	<div><div></div>47.2%</div>
Warning: these figures indicate the number of cases found in the data file. They cannot be interpreted as summary statistics of the population of interest.			
# b2: 婚姻狀況			
Information	[Type= discrete] [Format=numeric] [Range= 1-2] [Missing=*]		
Statistics [NW/ W]	[Valid=989 /-] [Invalid=0 /-]		
Value	Label	Cases	Percentage
1	單身	441	<div><div></div>44.6%</div>
2	已婚	548	<div><div></div>55.4%</div>
Warning: these figures indicate the number of cases found in the data file. They cannot be interpreted as summary statistics of the population of interest.			
# b3: 年齡			
Information	[Type= discrete] [Format=numeric] [Range= 1-6] [Missing=*]		
Statistics [NW/ W]	[Valid=989 /-] [Invalid=0 /-]		

File : data2

b3: 年齡

Value	Label	Cases	Percentage
1	16~20	70	<div><div></div></div> 7.1%
2	21~30	255	<div><div></div></div> 25.8%
3	31~40	311	<div><div></div></div> 31.4%
4	41~50	216	<div><div></div></div> 21.8%
5	51~60	118	<div><div></div></div> 11.9%
6	61歲以上	19	<div><div></div></div> 1.9%

Warning: these figures indicate the number of cases found in the data file. They cannot be interpreted as summary statistics of the population of interest.

b4: 教育程度

Information	[Type= discrete] [Format=numeric] [Range= 1-4] [Missing=*]		
Statistics [NW/ W]	[Valid=989 /-] [Invalid=0 /-]		
Value	Label	Cases	Percentage
1	國中、小	29	<div><div></div></div> 2.9%
2	高中(職)	185	<div><div></div></div> 18.7%
3	大學畢業(專科)	625	<div><div></div></div> 63.2%
4	研究所畢業(碩士、博士)	150	<div><div></div></div> 15.2%

Warning: these figures indicate the number of cases found in the data file. They cannot be interpreted as summary statistics of the population of interest.

b5: 職業

Information	[Type= discrete] [Format=numeric] [Range= 1-8] [Missing=*]		
Statistics [NW/ W]	[Valid=989 /-] [Invalid=0 /-]		
Value	Label	Cases	Percentage
1	軍公教	125	<div><div></div></div> 12.6%
2	農林漁牧	32	<div><div></div></div> 3.2%
3	工商	308	<div><div></div></div> 31.1%
4	服務業	266	<div><div></div></div> 26.9%
5	家管	70	<div><div></div></div> 7.1%
6	退休人員	17	<div><div></div></div> 1.7%
7	學生	124	<div><div></div></div> 12.5%
8	其他	47	<div><div></div></div> 4.8%

Warning: these figures indicate the number of cases found in the data file. They cannot be interpreted as summary statistics of the population of interest.

b6: 主要居住地

Information	[Type= discrete] [Format=numeric] [Range= 1-7] [Missing=*]		
Statistics [NW/ W]	[Valid=989 /-] [Invalid=0 /-]		
Value	Label	Cases	Percentage
1	北北基宜	228	<div><div></div></div> 23.1%
2	桃竹苗	107	<div><div></div></div> 10.8%
3	中彰投	206	<div><div></div></div> 20.8%
4	雲嘉南	281	<div><div></div></div> 28.4%
5	高屏	158	<div><div></div></div> 16.0%
6	花東	9	<div><div></div></div> 0.9%
7	澎金馬	0	

Warning: these figures indicate the number of cases found in the data file. They cannot be interpreted as summary statistics of the population of interest.

File : data2

b7: 個人月收入

Information	[Type= discrete] [Format=numeric] [Range= 1-6] [Missing=*]
Statistics [NW/ W]	[Valid=989 /-] [Invalid=0 /-]

Value	Label	Cases	Percentage
1	20,000 元以下	185	<div></div> 18.7%
2	20,001~40,000 元	369	<div></div> 37.3%
3	40,001~60,000 元	273	<div></div> 27.6%
4	60,001~80,000 元	91	<div></div> 9.2%
5	80,001~100,000 元	42	<div></div> 4.2%
6	100,001 元以上	29	<div></div> 2.9%

Warning: these figures indicate the number of cases found in the data file. They cannot be interpreted as summary statistics of the population of interest.

location: 地點

Information	[Type= discrete] [Format=numeric] [Range= 1-4] [Missing=*]
Statistics [NW/ W]	[Valid=989 /-] [Invalid=0 /-]

Value	Label	Cases	Percentage
1	玉山國家公園	228	<div></div> 23.1%
2	南仁山生態園區	238	<div></div> 24.1%
3	關渡自然公園	359	<div></div> 36.3%
4	七股溼地	164	<div></div> 16.6%

Warning: these figures indicate the number of cases found in the data file. They cannot be interpreted as summary statistics of the population of interest.