

台灣 (Taiwan, ROC)

陳素燕, 國立清華大學學習科學與科技研究所

大學生的學習投入與學習成果、心理社會發展的關連性(I)

## **Study Documentation**

August 10, 2018

# Metadata Production

Metadata Producer(s)	學術調查研究資料庫(Survey Research Data Archive) (SRDA) , 中央研究院人社中心調查研究 專題中心 , DDI文件製作
Production Date	August 6, 2018
Version	2.0版, 參考IHSN Nesstar Template修改
Identification	E10277

# Table of Contents

Overview.....	4
Scope & Coverage.....	4
Producers & Sponsors.....	4
Data Collection.....	4
Data Processing & Appraisal.....	4
Accessibility.....	5
Files Description.....	6
data.....	6
Variables Group(s).....	7
一、背景資料.....	7
二、大學活動(一)圖書館使用相關經驗.....	8
二、大學活動(二)電腦和資訊科技相關經驗.....	8
二、大學活動(三)課程學習相關經驗.....	9
二、大學活動(四)閱讀經驗.....	10
二、大學活動(五)寫作經驗.....	10
二、大學活動(六)與教授互動經驗.....	11
二、大學活動(七)藝術、音樂、戲劇相關經驗.....	12
二、大學活動(八)校園設備使用相關經驗.....	12
二、大學活動(九)社團或組織相關經驗.....	13
二、大學活動(十)個人發展經驗.....	13
二、大學活動(十一)交友狀況.....	14
二、大學活動(十二)科學和數學上的經驗.....	14
三、交談(一)談論話題.....	15
三、交談(二)交談資訊.....	16
四、課業投入.....	16
五、對於你就讀的大學/學院的意見.....	16
六、校園環境.....	17
七、獲益評估.....	17
八、健康狀況.....	18
九、成就目標取向.....	19
十、成就動機取向(一)社會取向成就動機.....	20
十、成就動機取向(二)個我取向成就動機.....	22
Variables Description.....	25
data.....	26

# 大學生的學習投入與學習成果、心理社會發展的關連性(I)

## *Taiwanese College Students' Learning Engagement, Learning Outcomes, and Personal/Social Development (I)*

Overview	
Identification	E10277
Version	Production Date: 2018-08-27 1
<b>Abstract</b> 透過「大學生的學習投入與學習成果、心理社會發展的關聯性I」，研究者發現台灣大學生動機因素和他們的認知發展、個人發展、社會發展、班級排名和沮喪感有顯著之相關性。具體而言，成就目標(趨向精熟目標、逃避精熟目標、趨向表現目標和逃避表現目標)整體上對於五個依變項皆有不錯的預測力;但相較之，個別取向成就動機在認知發展、個人發展、社會發展上預測力較高，相反地，社會取向成就動機則正向地預測沮喪感，意即心理健康。	
Kind of Data	抽查
Unit of Analysis	個人

Scope & Coverage	
Time Period(s)	2013
Countries	台灣 (Taiwan, ROC)
<b>Geographic Coverage</b> 北台灣	
<b>Universe</b> 北台灣某所理工研究取向大學大學部學生	

Producers & Sponsors	
Primary Investigator(s)	陳素燕, 國立清華大學學習科學與科技研究所
Other Producer(s)	國立清華大學學習科學與科技研究所
Funding Agency/ies	行政院國家科學委員會

Data Collection	
Data Collection Dates	start 2013-08-01 end 2013-11-30
Time Period(s)	start 2013-08-01 end 2014-07-31
Data Collection Mode	留卷自填問卷

Data Processing & Appraisal	
<b>Data Editing</b> 中央研究院人文社會科學研究中心調查研究專題中心所進行的資料整理方式，為不合理值檢核。	

<b>Accessibility</b>	
<b>Contact(s)</b>	學術調查研究資料庫(Survey Research Data Archive) (中央研究院人社中心調查研究專題中心) , <a href="https://srda.sinica.edu.tw">https://srda.sinica.edu.tw</a> , <a href="mailto:srda@gate.sinica.edu.tw">srda@gate.sinica.edu.tw</a>
<b>Distributor(s)</b>	學術調查研究資料庫(Survey Research Data Archive)
<b>Depositor(s)</b>	國立清華大學學習科學與科技研究所
<b><u>Access Conditions</u></b> 標準版(一般會員、院內會員直接下載)	

# Files Description

Dataset contains 1 file(s)

data	
# Cases	360
# Variable(s)	282

# Variables Group(s)

Dataset contains 23 group(s)

Group 一、背景資料							
#	Name	Label	Type	Format	Valid	Invalid	Question
1	no	樣本編號	discrete	numeric-8.0	360	0	-
2	q1	一.1.性別	continuous	numeric-8.0	360	0	-
3	q2_1	一.2.請問您目前就讀的學院?	discrete	numeric-8.0	360	0	-
4	q2_2	一.2.請問您目前就讀的科系?	discrete	character-90	360	0	-
5	q2_3	一.2.請問您目前就讀學士班__年級?	discrete	numeric-8.0	360	0	-
6	q3	一.3.請問上學期的居住情況?	continuous	numeric-8.0	357	3	-
7	q4_1	一.4.請問你的父親的學歷?	discrete	numeric-8.0	358	2	-
8	q4_2	一.4.請問你的母親的學歷?	discrete	numeric-8.0	357	3	-
9	q5_1	一.5.除了您自己之外, 您有多少位兄弟姐妹?	discrete	numeric-8.0	360	0	-
10	q5_2	一.5.您的出生序為第__?	discrete	numeric-8.0	358	2	-
11	q6	一.6.請問您高中職三年或五專前三年的學業總平均?	discrete	numeric-8.0	353	7	-
12	q7	一.7.請問您高中畢業時在班上的排名第幾名?	discrete	numeric-8.0	335	25	-
13	q8_1	一.8.請填寫您大學學科能力測驗的成績?國文(級分)	discrete	numeric-30.0	294	66	-
14	q8_2	一.8.請填寫您大學學科能力測驗的成績?英文(級分)	discrete	numeric-30.0	295	65	-
15	q8_3	一.8.請填寫您大學學科能力測驗的成績?數學(級分)	discrete	numeric-30.0	296	64	-
16	q8_4	一.8.請填寫您大學學科能力測驗的成績?總級分	discrete	numeric-30.0	293	67	-
17	q9_1	一.9.請填寫您大學指定科目考試的成績?國文	discrete	numeric-30.2	114	246	-
18	q9_2	一.9.請填寫您大學指定科目考試的成績?英文	discrete	numeric-30.2	121	239	-
19	q9_3	一.9.請填寫您大學指定科目考試的成績?數學甲	discrete	numeric-30.2	109	251	-
20	q9_4	一.9.請填寫您大學指定科目考試的成績?數學乙	discrete	numeric-30.2	64	296	-
21	q10	一.10.你預期獲得的最高學歷為?	discrete	numeric-8.0	350	10	-
22	q11	一.11.進大學之後, 上學期你的成績在班上排名約略為?	discrete	numeric-8.0	354	6	-
23	q12	一.12.就讀大學期間, 您是否曾經得過書卷獎或前三名?	discrete	numeric-8.0	351	9	-

#	Name	Label	Type	Format	Valid	Invalid	Question
24	q13_1	一.13.你平均每天花多少小時從事下列活動?預習複習功課或完成作業	continuous	numeric-8.0	358	2	-
25	q13_2	一.13.你平均每天花多少小時從事下列活動?閱讀課外閱讀	continuous	numeric-8.0	359	1	-
26	q13_3	一.13.你平均每天花多少小時從事下列活動?打工	continuous	numeric-8.0	358	2	-
27	q13_4	一.13.你平均每天花多少小時從事下列活動?社團相關活動	continuous	numeric-8.0	358	2	-
28	q13_5	一.13.你平均每天花多少小時從事下列活動?運動或戶外休閒活動	continuous	numeric-8.0	358	2	-
29	q13_6	一.13.你平均每天花多少小時從事下列活動?和朋友聊天、談心	continuous	numeric-8.0	358	2	-
30	q13_7	一.13.你平均每天花多少小時從事下列活動?上網	continuous	numeric-8.0	357	3	-

## Group 二、大學活動(一)圖書館使用相關經驗

#	Name	Label	Type	Format	Valid	Invalid	Question
1	q14_1	二.(一)圖書館使用相關經驗:1.利用安靜的圖書館來閱讀	discrete	numeric-8.0	358	2	-
2	q14_2	二.(一)圖書館使用相關經驗:2.瀏覽圖書館的書籍時找到有興趣的東西	discrete	numeric-8.0	358	2	-
3	q14_3	二.(一)圖書館使用相關經驗:3.向圖書館員詢問資訊或是論題	discrete	numeric-8.0	359	1	-
4	q14_4	二.(一)圖書館使用相關經驗:4.閱讀除了教科書以外的書籍	discrete	numeric-8.0	357	3	-
5	q14_5	二.(一)圖書館使用相關經驗:5.利用索引或資料庫找資料或相關議題	discrete	numeric-8.0	358	2	-
6	q14_6	二.(一)圖書館使用相關經驗:6.在報告中附上參考書目或文獻	discrete	numeric-8.0	359	1	-
7	q14_7	二.(一)圖書館使用相關經驗:7.找尋書中作者提及的書籍	discrete	numeric-8.0	359	1	-
8	q14_8	二.(一)圖書館使用相關經驗:8.判斷從網路或其他管道找尋到的資料的正確性	discrete	numeric-8.0	359	1	-

## Group 二、大學活動(二)電腦和資訊科技相關經驗

#	Name	Label	Type	Format	Valid	Invalid	Question
1	q15_1	二.(二)電腦和資訊科技相關經驗:1.利用電腦或其他文字處理工具(如ipad)準備報告	discrete	numeric-8.0	359	1	-



#	Name	Label	Type	Format	Valid	Invalid	Question
2	q15_2	二.(二)電腦和資訊科技相關經驗:2.利用e-mail聯繫教授或同學	discrete	numeric-8.0	359	1	-
3	q15_3	二.(二)電腦和資訊科技相關經驗:3.利用電腦學習課程	discrete	numeric-8.0	358	2	-
4	q15_4	二.(二)電腦和資訊科技相關經驗:4.利用電子媒介參與課堂討論(e-mail、list-serve、聊天室等等)	discrete	numeric-8.0	359	1	-
5	q15_5	二.(二)電腦和資訊科技相關經驗:5.利用網頁訊息找尋課程相關的資料	discrete	numeric-8.0	358	2	-
6	q15_6	二.(二)電腦和資訊科技相關經驗:6.利用電腦連線尋找其他圖書館的資料	discrete	numeric-8.0	358	2	-
7	q15_7	二.(二)電腦和資訊科技相關經驗:7.利用電腦繪製圖表、表格	discrete	numeric-8.0	359	1	-
8	q15_8	二.(二)電腦和資訊科技相關經驗:8.利用電腦分析數據(統計數值、報表等等)	discrete	numeric-8.0	359	1	-
9	q15_9	二.(二)電腦和資訊科技相關經驗:9.將成果以多媒體或網頁的形態展示	discrete	numeric-8.0	358	2	-

## Group 二、大學活動(三)課程學習相關經驗

#	Name	Label	Type	Format	Valid	Invalid	Question
1	q16_1	二.(三)課程學習相關經驗:1.完成課堂上指定的讀物	discrete	numeric-8.0	359	1	-
2	q16_2	二.(三)課程學習相關經驗:2.課堂上做筆記	discrete	numeric-8.0	359	1	-
3	q16_3	二.(三)課程學習相關經驗:3.課堂討論中踴躍提出意見	discrete	numeric-8.0	359	1	-
4	q16_4	二.(三)課程學習相關經驗:4.課堂上發展角色觀點模擬學習、個案研究或實境模擬	discrete	numeric-8.0	353	7	-
5	q16_5	二.(三)課程學習相關經驗:5.試著了解不同的觀點或想法並將它們統整在一起	discrete	numeric-8.0	358	2	-
6	q16_6	二.(三)課程學習相關經驗:6.從課堂筆記或讀物中摘要出重點	discrete	numeric-8.0	359	1	-
7	q16_7	二.(三)課程學習相關經驗:7.跟班上同學一起完成報告或作業	discrete	numeric-8.0	358	2	-
8	q16_8	二.(三)課程學習相關經驗:8.將課堂上所學運用在其他領域(工作、實習、別的課程,及與朋友、家人、同事的相處方式等等)	discrete	numeric-8.0	358	2	-

#	Name	Label	Type	Format	Valid	Invalid	Question
9	q16_9	二.(三)課程學習相關經驗:9.從生活的經驗中得到知識(工作、與其他人的互動經驗)	discrete	numeric-8.0	358	2	-
10	q16_10	二.(三)課程學習相關經驗:10.嘗試向其他人(同學、朋友、同事、家人)解釋課堂上所學的東西	discrete	numeric-8.0	357	3	-
11	q16_11	二.(三)課程學習相關經驗:11.整合很多參考資料來完成論文或計畫	discrete	numeric-8.0	358	2	-

### Group 二、大學活動(四)閱讀經驗

#	Name	Label	Type	Format	Valid	Invalid	Question
1	q17_1	二.(四)閱讀經驗:1.教科書	discrete	numeric-8.0	358	2	-
2	q17_2	二.(四)閱讀經驗:2.文學類書籍(中外經典、小說、傳記等)	discrete	numeric-8.0	358	2	-
3	q17_3	二.(四)閱讀經驗:3.知識類書籍(科普、管理、藝術等)	discrete	numeric-8.0	357	3	-
4	q17_4	二.(四)閱讀經驗:4.電子書	discrete	numeric-8.0	359	1	-
5	q17_5	二.(四)閱讀經驗:5.紙本報紙	discrete	numeric-8.0	359	1	-
6	q17_6	二.(四)閱讀經驗:6.網路新聞	discrete	numeric-8.0	359	1	-
7	q17_7	二.(四)閱讀經驗:7.紙本雜誌	discrete	numeric-8.0	358	2	-
8	q17_8	二.(四)閱讀經驗:8.電子雜誌	discrete	numeric-8.0	359	1	-
9	q17_9	二.(四)閱讀經驗:9.紙本期刊	discrete	numeric-8.0	359	1	-
10	q17_10	二.(四)閱讀經驗:10.電子期刊	discrete	numeric-8.0	358	2	-
11	q17_11	二.(四)閱讀經驗:11.紙本漫畫	discrete	numeric-8.0	359	1	-
12	q17_12	二.(四)閱讀經驗:12.電子漫畫	discrete	numeric-8.0	359	1	-
13	q17_13	二.(四)閱讀經驗:13.網路小說	discrete	numeric-8.0	359	1	-
14	q17_14	二.(四)閱讀經驗:14.部落格	discrete	numeric-8.0	359	1	-
15	q17_15	二.(四)閱讀經驗:15.社群網站	discrete	numeric-8.0	359	1	-
16	q17_16	二.(四)閱讀經驗:16.論壇	discrete	numeric-8.0	359	1	-
17	q17_17	二.(四)閱讀經驗:17.BBS	discrete	numeric-8.0	359	1	-

### Group 二、大學活動(五)寫作經驗

#	Name	Label	Type	Format	Valid	Invalid	Question
1	q18_1	二.(五)寫作經驗:1.利用字典或辭典尋找合適的解釋	discrete	numeric-8.0	359	1	-
2	q18_2	二.(五)寫作經驗:2.寫作的時候思考文法、句子結構、選擇詞語和概念的先後順序	discrete	numeric-8.0	359	1	-
3	q18_3	二.(五)寫作經驗:3.詢問別人你寫的東西, 是否能清楚地表達	discrete	numeric-8.0	359	1	-
4	q18_4	二.(五)寫作經驗:4.談論到關於寫作文體、文法等等的書	discrete	numeric-8.0	359	1	-
5	q18_5	二.(五)寫作經驗:5.不斷修改報告或寫作	discrete	numeric-8.0	359	1	-
6	q18_6	二.(五)寫作經驗:6.詢問教授給予寫作上的建議和幫助	discrete	numeric-8.0	359	1	-
7	q18_7	二.(五)寫作經驗:7.準備課堂上的報告	discrete	numeric-8.0	359	1	-

## Group 二、大學活動(六)與教授互動經驗

#	Name	Label	Type	Format	Valid	Invalid	Question
1	q19_1	二.(六)與教授互動經驗:1.和教授談及關於你修課的情況(成績、補修、功課等等)	discrete	numeric-8.0	357	3	-
2	q19_2	二.(六)與教授互動經驗:2.和教授討論學術計畫或課程選擇	discrete	numeric-8.0	357	3	-
3	q19_3	二.(六)與教授互動經驗:3.和教授討論學期研究報告或其他課程計畫	discrete	numeric-8.0	356	4	-
4	q19_4	二.(六)與教授互動經驗:4.和教授討論生涯規劃和未來目標	discrete	numeric-8.0	356	4	-
5	q19_5	二.(六)與教授互動經驗:5.由於教授的回饋讓自己更加努力	discrete	numeric-8.0	357	3	-
6	q19_6	二.(六)與教授互動經驗:6.在課堂以外的時間與教授互動(吃飯等等)	discrete	numeric-8.0	356	4	-
7	q19_7	二.(六)與教授互動經驗:7.在課堂以外的時間與同學、教授參與討論	discrete	numeric-8.0	357	3	-
8	q19_8	二.(六)與教授互動經驗:8.向教授詢問關於學術發表上的意見和評論	discrete	numeric-8.0	357	3	-
9	q19_9	二.(六)與教授互動經驗:9.冀望達到教授的期望和標準而更加的努力	discrete	numeric-8.0	355	5	-
10	q19_10	二.(六)與教授互動經驗:10.與教授一起從事學術研究計畫	discrete	numeric-8.0	357	3	-

<b>Group 二、大學活動(七)藝術、音樂、戲劇相關經驗</b>							
#	Name	Label	Type	Format	Valid	Invalid	Question
1	q20_1	二.(七)藝術、音樂、戲劇相關經驗:1.和同學、朋友或家人聊及藝術(包括繪畫、雕塑、畫家等)或戲劇(演奏、歌舞劇、舞蹈等)	discrete	numeric-8.0	357	3	-
2	q20_2	二.(七)藝術、音樂、戲劇相關經驗:2.出席校內外藝術展示會、畫廊、演奏會、舞蹈表演或戲劇表演	discrete	numeric-8.0	356	4	-
3	q20_3	二.(七)藝術、音樂、戲劇相關經驗:3.參加校內外藝術活動(繪畫、陶器、紡織、素描等)、或戲劇演出(演戲、舞蹈、舞台布景等)	discrete	numeric-8.0	355	5	-
4	q20_4	二.(七)藝術、音樂、戲劇相關經驗:4.和同學、朋友或家人聊及音樂或音樂家(古典、流行等等)	discrete	numeric-8.0	357	3	-
5	q20_5	二.(七)藝術、音樂、戲劇相關經驗:5.出席校內外演奏會或音樂會	discrete	numeric-8.0	357	3	-
6	q20_6	二.(七)藝術、音樂、戲劇相關經驗:6.參加校內外音樂活動(管弦樂團、合唱團、舞蹈等等)	discrete	numeric-8.0	357	3	-
7	q20_7	二.(七)藝術、音樂、戲劇相關經驗:7.閱讀或討論藝術的評價或音樂、戲劇的評論	discrete	numeric-8.0	357	3	-

<b>Group 二、大學活動(八)校園設備使用相關經驗</b>							
#	Name	Label	Type	Format	Valid	Invalid	Question
1	q21_1	二.(八)校園設備使用相關經驗:1.利用校園空間放鬆或研究	discrete	numeric-8.0	354	6	-
2	q21_2	二.(八)校園設備使用相關經驗:2.與同學相約在校園討論	discrete	numeric-8.0	355	5	-
3	q21_3	二.(八)校園設備使用相關經驗:3.在校園或其他校園場所參加文化性或社交性的活動	discrete	numeric-8.0	356	4	-
4	q21_4	二.(八)校園設備使用相關經驗:4.參加演講或座談會	discrete	numeric-8.0	356	4	-
5	q21_5	二.(八)校園設備使用相關經驗:5.利用校園研究室增進閱讀或是學術技能(閱讀、寫作等等)	discrete	numeric-8.0	356	4	-
6	q21_6	二.(八)校園設備使用相關經驗:6.利用校園休閒設備(水塘、健身器材、庭院等)	discrete	numeric-8.0	356	4	-

#	Name	Label	Type	Format	Valid	Invalid	Question
7	q21_7	二.(八)校園設備使用相關經驗:7.參與團體活動(校內、社團、跨校等等)	discrete	numeric-8.0	355	5	-
8	q21_8	二.(八)校園設備使用相關經驗:8.依照計畫規律地運動或進行一些娛樂體育活動	discrete	numeric-8.0	356	4	-

### Group 二、大學活動(九)社團或組織相關經驗

#	Name	Label	Type	Format	Valid	Invalid	Question
1	q22_1	二.(九)社團或組織相關經驗:1.參加學生社團會議、組織或學生自治組織	discrete	numeric-8.0	354	6	-
2	q22_2	二.(九)社團或組織相關經驗:2.從事校內委員會、學生組織或計畫(民間團體、學生自治、特殊事件等)	discrete	numeric-8.0	354	6	-
3	q22_3	二.(九)社團或組織相關經驗:3.從事校外委員會、學生組織或計畫(民主團體、教會組織或社區活動等)	discrete	numeric-8.0	354	6	-
4	q22_4	二.(九)社團或組織相關經驗:4.與教職員或指導教授討論團體或組織的活動	discrete	numeric-8.0	353	7	-
5	q22_5	二.(九)社團或組織相關經驗:5.在校內外的社團或組織中從事領導管理	discrete	numeric-8.0	354	6	-

### Group 二、大學活動(十)個人發展經驗

#	Name	Label	Type	Format	Valid	Invalid	Question
1	q23_1	二.(十)個人發展經驗:1.告訴朋友或家人為何與其他人不合的原因	discrete	numeric-8.0	354	6	-
2	q23_2	二.(十)個人發展經驗:2.向同學、朋友或家人討論為何能跟有些人和睦相處,有些人卻無法	discrete	numeric-8.0	353	7	-
3	q23_3	二.(十)個人發展經驗:3.向朋友尋求幫助	discrete	numeric-8.0	354	6	-
4	q23_4	二.(十)個人發展經驗:4.閱讀關於個人發展、自我精進、社會發展的文章或書籍	discrete	numeric-8.0	354	6	-
5	q23_5	二.(十)個人發展經驗:5.從書中、電影、電視劇相似的情況下尋找角色認同	discrete	numeric-8.0	354	6	-
6	q23_6	二.(十)個人發展經驗:6.做量表測量你的能力、興趣、態度	discrete	numeric-8.0	354	6	-
7	q23_7	二.(十)個人發展經驗:7.向朋友詢問他(她)們眼中的你是怎樣的人	discrete	numeric-8.0	354	6	-

#	Name	Label	Type	Format	Valid	Invalid	Question
8	q23_8	二.(十)個人發展經驗:8.向老師、輔導員或其他教職人員談論自己的問題	discrete	numeric-8.0	354	6	-

## Group 二、大學活動(十一)交友狀況

#	Name	Label	Type	Format	Valid	Invalid	Question
1	q24_1	二.(十一)交友情況:1.和有不同興趣的同學成為親近的朋友	discrete	numeric-8.0	351	9	-
2	q24_2	二.(十一)交友情況:2.和具有不同家庭背景(經濟、社會地位)的同學成為親近的朋友	discrete	numeric-8.0	350	10	-
3	q24_3	二.(十一)交友情況:3.和不同年紀的同學成為親近的朋友	discrete	numeric-8.0	351	9	-
4	q24_4	二.(十一)交友情況:4.和不同族群、種族的同學成為親近的朋友	discrete	numeric-8.0	351	9	-
5	q24_5	二.(十一)交友情況:5.和來自不同國家的同學成為親近的朋友	discrete	numeric-8.0	351	9	-
6	q24_6	二.(十一)交友情況:6.和與你不同人生觀和價值觀的同學深入交談	discrete	numeric-8.0	351	9	-
7	q24_7	二.(十一)交友情況:7.和與你不同政治立場的同學深入交談	discrete	numeric-8.0	351	9	-
8	q24_8	二.(十一)交友情況:8.和與你不同信仰的同學深入交談	discrete	numeric-8.0	351	9	-
9	q24_9	二.(十一)交友情況:9.和與你不同族群或種族的同學深入交談	discrete	numeric-8.0	351	9	-
10	q24_10	二.(十一)交友情況:10.和與你來自不同國家的同學深入交談	discrete	numeric-8.0	351	9	-

## Group 二、大學活動(十二)科學和數學上的經驗

#	Name	Label	Type	Format	Valid	Invalid	Question
1	q25_1	二.(十二)科學和數學上的經驗:1.背熟公式、定義、科技術語和觀念	discrete	numeric-8.0	346	14	-
2	q25_2	二.(十二)科學和數學上的經驗:2.利用數學的專門術語陳述一套關係	discrete	numeric-8.0	344	16	-
3	q25_3	二.(十二)科學和數學上的經驗:3.向其他人(同學、同事等)說明你已清楚了解的科學、數學理論、原則或觀念	discrete	numeric-8.0	346	14	-
4	q25_4	二.(十二)科學和數學上的經驗:4.閱讀除了課堂指定	discrete	numeric-8.0	345	15	-

#	Name	Label	Type	Format	Valid	Invalid	Question
		以外的科學、數學的理論或觀念					
5	q25_5	二.(十二)科學和數學上的經驗:5.利用科學方法完成一項實驗或企劃	discrete	numeric-8.0	345	15	-
6	q25_6	二.(十二)科學和數學上的經驗:6.練習以增進使用實驗室設備的技巧	discrete	numeric-8.0	344	16	-
7	q25_7	二.(十二)科學和數學上的經驗:7.向其他人示範如何使用實驗室的設備	discrete	numeric-8.0	345	15	-
8	q25_8	二.(十二)科學和數學上的經驗:8.向其他人說明實驗的程序	discrete	numeric-8.0	346	14	-
9	q25_9	二.(十二)科學和數學上的經驗:9.比較其他的科學方法從中得到知識和理解	discrete	numeric-8.0	345	15	-
10	q25_10	二.(十二)科學和數學上的經驗:10.向人解釋與科學或環境相關(汙染、資源回收、替代性能源、酸雨)之議題	discrete	numeric-8.0	345	15	-

### Group 三、交談(一)談論話題

#	Name	Label	Type	Format	Valid	Invalid	Question
1	q26_1	三.(一)談論話題:1.最近發生的新聞	discrete	numeric-8.0	346	14	-
2	q26_2	三.(一)談論話題:2.社會議題,例如治安、正義、人權、平等、種族關係	discrete	numeric-8.0	346	14	-
3	q26_3	三.(一)談論話題:3.不同的生活方式、習慣或宗教	discrete	numeric-8.0	346	14	-
4	q26_4	三.(一)談論話題:4.來自其他人的見解,例如作家、哲學家、歷史學家	discrete	numeric-8.0	345	15	-
5	q26_5	三.(一)談論話題:5.藝術(繪畫、詩歌、舞蹈、戲劇表演、交響樂、電影等)	discrete	numeric-8.0	346	14	-
6	q26_6	三.(一)談論話題:6.科學(理論、實驗、方法等)	discrete	numeric-8.0	346	14	-
7	q26_7	三.(一)談論話題:7.電腦或其他科技	discrete	numeric-8.0	345	15	-
8	q26_8	三.(一)談論話題:8.和科學、科技有關的社會和道德議題,例如能源、汙染、化學、遺傳、軍事	discrete	numeric-8.0	345	15	-
9	q26_9	三.(一)談論話題:9.經濟(工作、財富、貧窮、借款、交易等)	discrete	numeric-8.0	346	14	-
10	q26_10	三.(一)談論話題:10.國際關係(人權、自由貿易、軍事活動、政治爭論)	discrete	numeric-8.0	345	15	-

<b>Group 三、交談(二)交談資訊</b>							
#	Name	Label	Type	Format	Valid	Invalid	Question
1	q26_9	三.(一)談論話題:9.經濟(工作、財富、貧窮、借款、交易等)	discrete	numeric-8.0	346	14	-
2	q26_10	三.(一)談論話題:10.國際關係(人權、自由貿易、軍事活動、政治爭論)	discrete	numeric-8.0	345	15	-
3	q27_1	三.(二)交談資訊:1.提到你從閱讀或課堂中得到的知識	discrete	numeric-8.0	353	7	-
4	q27_2	三.(二)交談資訊:2.從不同思考觀點探索議題	discrete	numeric-8.0	353	7	-
5	q27_3	三.(二)交談資訊:3.提及老師在課堂中談論到的議題	discrete	numeric-8.0	353	7	-
6	q27_4	三.(二)交談資訊:4.閱讀與議題相關的資訊	discrete	numeric-8.0	352	8	-
7	q27_5	三.(二)交談資訊:5.由於其他人的意見或理由而改變你的主張	discrete	numeric-8.0	353	7	-
8	q27_6	三.(二)交談資訊:6.由於你提出的意見或理由而說服他人改變他們的想法	discrete	numeric-8.0	353	7	-

<b>Group 四、課業投入</b>							
#	Name	Label	Type	Format	Valid	Invalid	Question
1	q28_1	四.(一)上學期你總共閱讀了多少本書?教科書或指定用書	discrete	numeric-8.0	355	5	-
2	q28_2	四.(一)上學期你總共閱讀了多少本書?學科指定補充讀物	discrete	numeric-8.0	355	5	-
3	q28_3	四.(一)上學期你總共閱讀了多少本書?沒有指定的用書	discrete	numeric-8.0	352	8	-
4	q29_1	四.(二)上學期你總共寫了幾次報告和考試?課堂上的隨堂考試	discrete	numeric-8.0	357	3	-
5	q29_2	四.(二)上學期你總共寫了幾次報告和考試?學期研究報告或書面報告	discrete	numeric-8.0	356	4	-

<b>Group 五、對於你就讀的大學/學院的意見</b>							
#	Name	Label	Type	Format	Valid	Invalid	Question
1	q30	五.(一)你對於就讀大學/學院的喜歡程度	discrete	numeric-8.0	358	2	-
2	q31	五.(二)如果你能重新開始,你會選擇和現在一樣的學校?	discrete	numeric-8.0	357	3	-



<b>Group 六、校園環境</b>							
#	Name	Label	Type	Format	Valid	Invalid	Question
1	q32_1	六.校園環境(一)對學生發展的著重點:1.重視發展中的教學、學術和智力素質	discrete	numeric-8.0	352	8	-
2	q32_2	六.校園環境(一)對學生發展的著重點:2.強調發展審美、表現力和創新	discrete	numeric-8.0	353	7	-
3	q32_3	六.校園環境(一)對學生發展的著重點:3.著重發展批判、評價和分析能力的質量	discrete	numeric-8.0	352	8	-
4	q32_4	六.校園環境(一)對學生發展的著重點:4.強調理解和欣賞人的多樣性	discrete	numeric-8.0	353	7	-
5	q32_5	六.校園環境(一)對學生發展的著重點:5.強調發展資訊素養的技能(使用電腦和其他資訊資源)	discrete	numeric-8.0	353	7	-
6	q32_6	六.校園環境(一)對學生發展的著重點:6.重視在工作或職場的能力	discrete	numeric-8.0	353	7	-
7	q32_7	六.校園環境(一)對學生發展的著重點:7.重視課程內容與自身的關聯及其實用價值	discrete	numeric-8.0	353	7	-
8	q33_1	六.校園環境(二)大學期間與人相處的人際關係程度:1.和其他同學的人際關係	discrete	numeric-8.0	355	5	-
9	q33_2	六.校園環境(二)大學期間與人相處的人際關係程度:2.和行政管理人員、學校職員的關係	discrete	numeric-8.0	355	5	-
10	q33_3	六.校園環境(二)大學期間與人相處的人際關係程度:3.和教師、助教的關係	discrete	numeric-8.0	355	5	-

<b>Group 七、獲益評估</b>							
#	Name	Label	Type	Format	Valid	Invalid	Question
1	q34_1	七.獲益評估:1.獲得的知識和技能適用在特殊的工作或其他類型的工作(職業準備)	discrete	numeric-8.0	336	24	-
2	q34_2	七.獲益評估:2.為進入未來專業且學術的科技領域,而獲取更多相關知識背景	discrete	numeric-8.0	335	25	-
3	q34_3	七.獲益評估:3.從不同領域的知識獲取更廣泛的訓練	discrete	numeric-8.0	335	25	-
4	q34_4	七.獲益評估:4.得到的資訊可能與職業有相關	discrete	numeric-8.0	335	25	-
5	q34_5	七.獲益評估:5.領會藝術、音樂或戲劇並從中找到樂趣	discrete	numeric-8.0	336	24	-

#	Name	Label	Type	Format	Valid	Invalid	Question
6	q34_6	七.獲益評估:6.廣泛閱讀文學作品並樂在其中	discrete	numeric-8.0	333	27	-
7	q34_7	七.獲益評估:7.了解重要的歷史事件以達到溫故而知新	discrete	numeric-8.0	335	25	-
8	q34_8	七.獲益評估:8.從不同的人或觀點上得到知識	discrete	numeric-8.0	335	25	-
9	q34_9	七.獲益評估:9.寫作清楚並簡潔扼要	discrete	numeric-8.0	336	24	-
10	q34_10	七.獲益評估:10.與人談話時能清楚表達想法和消息	discrete	numeric-8.0	335	25	-
11	q34_11	七.獲益評估:11.使用電腦和其他資訊科技	discrete	numeric-8.0	336	24	-
12	q34_12	七.獲益評估:12.對不同的哲學、文化和生活方式有所了解	discrete	numeric-8.0	336	24	-
13	q34_13	七.獲益評估:13.發展自己的價值觀和道德標準	discrete	numeric-8.0	336	24	-
14	q34_14	七.獲益評估:14.對於你自己,你的能力、興趣、個性有深入了解	discrete	numeric-8.0	336	24	-
15	q34_15	七.獲益評估:15.有能力和不同類型的人和睦相處	discrete	numeric-8.0	336	24	-
16	q34_16	七.獲益評估:16.發展在團隊中各司其職的能力	discrete	numeric-8.0	335	25	-
17	q34_17	七.獲益評估:17.逐漸養成良好的習慣和健康的身體	discrete	numeric-8.0	335	25	-
18	q34_18	七.獲益評估:18.了解科學和實驗的本質	discrete	numeric-8.0	335	25	-
19	q34_19	七.獲益評估:19.了解科學和科技新的發展	discrete	numeric-8.0	334	26	-
20	q34_20	七.獲益評估:20.察覺科學或科技的適用性及其帶來的後果(利益、危險、威脅)	discrete	numeric-8.0	335	25	-
21	q34_21	七.獲益評估:21.分析性和邏輯性的思考	discrete	numeric-8.0	336	24	-
22	q34_22	七.獲益評估:22.分析量化問題(理解可能性、比例等等)	discrete	numeric-8.0	334	26	-
23	q34_23	七.獲益評估:23.整合觀點,理解觀點之間的關聯、相似性、差異性	discrete	numeric-8.0	336	24	-
24	q34_24	七.獲益評估:24.自我學習、追尋原則,並尋求需要的知識	discrete	numeric-8.0	336	24	-
25	q34_25	七.獲益評估:25.學習讓自己適應於改變(新的科技、不同的工作或私人經濟狀況)	discrete	numeric-8.0	336	24	-

## Group 八、健康狀況

#	Name	Label	Type	Format	Valid	Invalid	Question
1	q35_1	八.健康狀況:1.最近半年會不會覺得頭痛或是頭部有壓迫感?	discrete	numeric-8.0	355	5	-
2	q35_2	八.健康狀況:2.最近半年會不會覺得心悸或心跳加快,擔心可能得了心臟病?	discrete	numeric-8.0	353	7	-
3	q35_3	八.健康狀況:3.最近半年會不會感到胸前不適或壓迫感?	discrete	numeric-8.0	353	7	-
4	q35_4	八.健康狀況:4.最近半年會不會覺得手腳發抖或發麻?	discrete	numeric-8.0	355	5	-
5	q35_5	八.健康狀況:5.最近半年會不會覺得睡眠不好?	discrete	numeric-8.0	355	5	-
6	q35_6	八.健康狀況:6.最近半年會不會覺得許多事情對是個負擔?	discrete	numeric-8.0	355	5	-
7	q35_7	八.健康狀況:7.最近半年會不會覺得和家人,親友相處得來?	discrete	numeric-8.0	352	8	-
8	q35_8	八.健康狀況:8.最近半年會不會覺得對自己失去信心?	discrete	numeric-8.0	354	6	-
9	q35_9	八.健康狀況:9.最近半年會不會覺得神經兮兮,緊張不安?	discrete	numeric-8.0	355	5	-
10	q35_10	八.健康狀況:10.最近半年會不會感到未來充滿希望?	discrete	numeric-8.0	355	5	-
11	q35_11	八.健康狀況:11.最近半年會不會覺得家人或親友會令擔憂?	discrete	numeric-8.0	355	5	-
12	q35_12	八.健康狀況:12.最近半年會不會覺得生活毫無希望?	discrete	numeric-8.0	355	5	-

## Group 九、成就目標取向

#	Name	Label	Type	Format	Valid	Invalid	Question
1	q36_1	九.成就目標取向:1.這學期我的目標是獲得比其他學生還要好的成績	discrete	numeric-8.0	318	42	-
2	q36_2	九.成就目標取向:2.擔心自己表現不好是驅策我的動力	discrete	numeric-8.0	317	43	-
3	q36_3	九.成就目標取向:3.對我而言,這學期充分掌握修習的課程教材是很重要的	discrete	numeric-8.0	317	43	-
4	q36_4	九.成就目標取向:4.對我而言,這學期表現得比其他學生還要好是很重要的	discrete	numeric-8.0	318	42	-
5	q36_5	九.成就目標取向:5.我害怕自己可能無法像我希望地那般全盤瞭解修習的課程內容	discrete	numeric-8.0	318	42	-
6	q36_6	九.成就目標取向:6.對我而言,這學期最重要的事	discrete	numeric-8.0	318	42	-

#	Name	Label	Type	Format	Valid	Invalid	Question
		情是儘可能地全盤瞭解修習的課程內容					
7	q36_7	九.成就目標取向:7.這學期我只是想避免表現得比其他學生差	discrete	numeric-8.0	318	42	-
8	q36_8	九.成就目標取向:8.我非常關切這學期自己可能無法學到所有我能夠學習到的	discrete	numeric-8.0	317	43	-
9	q36_9	九.成就目標取向:9.我希望在這學期學到的東西越多越好	discrete	numeric-8.0	318	42	-
10	q36_10	九.成就目標取向:10.這學期我想要表現得比其他學生還要好	discrete	numeric-8.0	317	43	-
11	q36_11	九.成就目標取向:11.這學期我的目標是避免表現得比其他學生差	discrete	numeric-8.0	318	42	-
12	q36_12	九.成就目標取向:12.我擔心這學期我可能無法盡己所能地去學習	discrete	numeric-8.0	318	42	-

### Group 十、成就動機取向(一)社會取向成就動機

#	Name	Label	Type	Format	Valid	Invalid	Question
1	q37_1	十.(一)社會取向成就動機:1.為了不讓父母失望,我總是照著父母的期望努力去做	discrete	numeric-8.0	313	47	-
2	q37_2	十.(一)社會取向成就動機:2.我之所以努力念書,是因為只有把書念好,才會有好的前途	discrete	numeric-8.0	313	47	-
3	q37_3	十.(一)社會取向成就動機:3.我很努力讀書,因為老師通常會誇獎用功的學生	discrete	numeric-8.0	313	47	-
4	q37_4	十.(一)社會取向成就動機:4.我時常在想:自己目前的表現是不是已經達到父母的期望或標準	discrete	numeric-8.0	312	48	-
5	q37_5	十.(一)社會取向成就動機:5.我常為達到父母所期望的成績標準而加倍努力	discrete	numeric-8.0	313	47	-
6	q37_6	十.(一)社會取向成就動機:6.我生活的主要目標,是努力完成讓我父母引以為榮的事	discrete	numeric-8.0	313	47	-
7	q37_7	十.(一)社會取向成就動機:7.在做功課的時候,我會時常想到老師所要求的標準	discrete	numeric-8.0	312	48	-
8	q37_8	十.(一)社會取向成就動機:8.為了得到好成績,我總是按照老師交代的方法念書	discrete	numeric-8.0	311	49	-

#	Name	Label	Type	Format	Valid	Invalid	Question
9	q37_9	十.(一)社會取向成就動機:9.要是我不能出人頭地,那實在是太對不起祖先了	discrete	numeric-8.0	312	48	-
10	q37_10	十.(一)社會取向成就動機:10.一件工作做得好不好,通常是由我的父母或老師來決定	discrete	numeric-8.0	309	51	-
11	q37_11	十.(一)社會取向成就動機:11.我做任何事情以前,都會先考慮自己的目標是否符合父母的期望	discrete	numeric-8.0	312	48	-
12	q37_12	十.(一)社會取向成就動機:12.我總是按照父母的意願,去追求他們心目中的目標	discrete	numeric-8.0	313	47	-
13	q37_13	十.(一)社會取向成就動機:13.工作時,我常根據同學或朋友的標準來要求自己	discrete	numeric-8.0	312	48	-
14	q37_14	十.(一)社會取向成就動機:14.發現同學比我用功時,我就會擔心成績落入後	discrete	numeric-8.0	312	48	-
15	q37_15	十.(一)社會取向成就動機:15.老師交代的功課,我通常會盡力把它做好,以博得老師的好印象	discrete	numeric-8.0	313	47	-
16	q37_16	十.(一)社會取向成就動機:16.老師稱讚班上其他同學時,我就覺得自己必須好好努力上進	discrete	numeric-8.0	313	47	-
17	q37_17	十.(一)社會取向成就動機:17.在做一件事情之前,我常希望別人能告訴我如何去做的詳細步驟	discrete	numeric-8.0	312	48	-
18	q37_18	十.(一)社會取向成就動機:18.老師對我的期望與要求,是我努力讀書的原動力	discrete	numeric-8.0	312	48	-
19	q37_19	十.(一)社會取向成就動機:19.我希望知道別人對我的學業表現的評價	discrete	numeric-8.0	313	47	-
20	q37_20	十.(一)社會取向成就動機:20.我比較喜歡我的工作成果能由別人來評定	discrete	numeric-8.0	313	47	-
21	q37_21	十.(一)社會取向成就動機:21.社會上一般人認為有價值的東西,我都想努力去獲得	discrete	numeric-8.0	312	48	-
22	q37_22	十.(一)社會取向成就動機:22.為了讓別人相信我的能力很高,每件工作我都會盡力去做	discrete	numeric-8.0	312	48	-
23	q37_23	十.(一)社會取向成就動機:23.我不在乎自己對念書是否有興趣,我最關心的是考試成績如何	discrete	numeric-8.0	313	47	-

#	Name	Label	Type	Format	Valid	Invalid	Question
24	q37_24	十.(一)社會取向成就動機:24.我最崇拜那些有很高社會地位的人	discrete	numeric-8.0	313	47	-
25	q37_25	十.(一)社會取向成就動機:25.父母認為有價值的事情,我通常會努力去做	discrete	numeric-8.0	312	48	-
26	q37_26	十.(一)社會取向成就動機:26.考試考不好,在親戚朋友面前,真是抬不起頭來	discrete	numeric-8.0	312	48	-
27	q37_27	十.(一)社會取向成就動機:27.我常努力去作一些事,只是為了向別人證明我是一個上進的人	discrete	numeric-8.0	313	47	-
28	q37_28	十.(一)社會取向成就動機:28.當我圓滿完成一件工作時,如果沒人知道我的表現,我就會沒有成就感	discrete	numeric-8.0	312	48	-
29	q37_29	十.(一)社會取向成就動機:29.做是碰到困難,若無別人的鼓勵,我就會有放棄的念頭	discrete	numeric-8.0	313	47	-
30	q37_30	十.(一)社會取向成就動機:30.我希望在某種工作、職業或專門領域裡,成為大家公認的權威	discrete	numeric-8.0	313	47	-

### Group 十、成就動機取向(二)個我取向成就動機

#	Name	Label	Type	Format	Valid	Invalid	Question
1	q38_1	十.(二)個我取向成就動機:1.不管事情有多困難,只要自己認為值得去做,我就會盡力而為	discrete	numeric-8.0	313	47	-
2	q38_2	十.(二)個我取向成就動機:2.工作的時候,我總是拼命去做,直到我自己滿意為止	discrete	numeric-8.0	313	47	-
3	q38_3	十.(二)個我取向成就動機:3.即使沒有別人在場,我也會好好地把已經開始的工作做完,絕不半途而廢	discrete	numeric-8.0	313	47	-
4	q38_4	十.(二)個我取向成就動機:4.我時常在想:自己目前的表現是否已經達到自己的期望或標準	discrete	numeric-8.0	312	48	-
5	q38_5	十.(二)個我取向成就動機:5.工作時遇到阻礙,我通常會根據自己的判斷,嘗試用不同的方法去解決	discrete	numeric-8.0	312	48	-
6	q38_6	十.(二)個我取向成就動機:6.我喜歡工作,因為工作本身讓我覺得生活有意義	discrete	numeric-8.0	313	47	-
7	q38_7	十.(二)個我取向成就動機:7.做完一件工作後,我	discrete	numeric-8.0	312	48	-

#	Name	Label	Type	Format	Valid	Invalid	Question
		喜歡根據自己的標準來加以評價					
8	q38_8	十.(二)個我取向成就動機:8.工作時,我常對自己有很高的要求與期望	discrete	numeric-8.0	312	48	-
9	q38_9	十.(二)個我取向成就動機:9.我所追求的生活目標與價值,是由我自己來決定	discrete	numeric-8.0	312	48	-
10	q38_10	十.(二)個我取向成就動機:10.我之所以喜歡念書,是因為念書本身可以讓我獲得許多知識	discrete	numeric-8.0	313	47	-
11	q38_11	十.(二)個我取向成就動機:11.為了個人的成功,我願意專心工作,努力不懈	discrete	numeric-8.0	311	49	-
12	q38_12	十.(二)個我取向成就動機:12.考試不理想時,我通常會自己認真檢討,以改進讀書的方法	discrete	numeric-8.0	313	47	-
13	q38_13	十.(二)個我取向成就動機:13.當我圓滿完成一件工作時,即使沒人知道,我也會覺得有成就感	discrete	numeric-8.0	313	47	-
14	q38_14	十.(二)個我取向成就動機:14.不管別人怎麼想,只要是我認為有價值的事,我就會盡力去做	discrete	numeric-8.0	313	47	-
15	q38_15	十.(二)個我取向成就動機:15.圓滿完成工作就是一件令人高興的事,工作報酬尚是次要	discrete	numeric-8.0	313	47	-
16	q38_16	十.(二)個我取向成就動機:16.我在學校的功課能按照自己的目標不斷進步,是我最高興的事	discrete	numeric-8.0	313	47	-
17	q38_17	十.(二)個我取向成就動機:17.做完一件工作之後,我很清楚評價成果所根據的標準是甚麼	discrete	numeric-8.0	313	47	-
18	q38_18	十.(二)個我取向成就動機:18.我通常按照自己的選擇,做自己真正想做的事	discrete	numeric-8.0	312	48	-
19	q38_19	十.(二)個我取向成就動機:19.我追求高學歷,不是為了光宗耀祖,而是因為我自己對知識有興趣	discrete	numeric-7.0	312	48	-
20	q38_20	十.(二)個我取向成就動機:20.當工作未能達到自己的預定目標或理想時,我會有一種對不起自己的感覺	discrete	numeric-8.0	311	49	-
21	q38_21	十.(二)個我取向成就動機:21.我工作時為自己所訂的標準,常比別人要求我的標準高	discrete	numeric-8.0	312	48	-

#	Name	Label	Type	Format	Valid	Invalid	Question
22	q38_22	十.(二)個我取向成就動機:22.考試成績如何還在其次,讀書本身才是我真真正喜歡的	discrete	numeric-8.0	312	48	-
23	q38_23	十.(二)個我取向成就動機:23.我通常以我自己的讀書方法念書,以便得到更好的成績	discrete	numeric-8.0	311	49	-
24	q38_24	十.(二)個我取向成就動機:24.工作本身自有樂趣,我願意從事任何有意思的工作	discrete	numeric-8.0	313	47	-
25	q38_25	十.(二)個我取向成就動機:25.我時常為了完成一件自己喜歡的工作,而一直熬到深夜	discrete	numeric-8.0	311	49	-
26	q38_26	十.(二)個我取向成就動機:26.我很清楚自己要努力到甚麼程度,才能達到自己的目標	discrete	numeric-8.0	311	49	-
27	q38_27	十.(二)個我取向成就動機:27.工作結束之後,我通常立即就能判斷自己表現的好壞	discrete	numeric-8.0	313	47	-
28	q38_28	十.(二)個我取向成就動機:28.一個人成就的高低,應該由自己來判斷	discrete	numeric-8.0	313	47	-
29	q38_29	十.(二)個我取向成就動機:29.我常努力去作一些事,只是為了向我自己證明我能勝任愉快	discrete	numeric-8.0	312	48	-
30	q38_30	十.(二)個我取向成就動機:30.考試成績不理想,即使父母師長沒有責備我,我也會覺得很對不起自己	discrete	numeric-8.0	313	47	-



# Variables Description

**Dataset contains 282 variable(s)**

## File : data

# no: 様本編號

**Information** [Type= discrete] [Format=numeric] [Range= 1001-1379] [Missing=\*]

**Statistics [NW/ W]** [Valid=360 /-] [Invalid=0 /-]

Value	Label	Cases	Percentage
1001		1	0.3%
1002		1	0.3%
1003		1	0.3%
1004		1	0.3%
1007		1	0.3%
1008		1	0.3%
1009		1	0.3%
1011		1	0.3%
1012		1	0.3%
1013		1	0.3%
1014		1	0.3%
1015		1	0.3%
1016		1	0.3%
1017		1	0.3%
1018		1	0.3%
1019		1	0.3%
1021		1	0.3%
1022		1	0.3%
1023		1	0.3%
1024		1	0.3%
1025		1	0.3%
1026		1	0.3%
1027		1	0.3%
1028		1	0.3%
1029		1	0.3%
1030		1	0.3%
1031		1	0.3%
1032		1	0.3%
1033		1	0.3%
1034		1	0.3%
1035		1	0.3%
1036		1	0.3%
1037		1	0.3%
1038		1	0.3%
1039		1	0.3%
1040		1	0.3%
1041		1	0.3%
1042		1	0.3%
1043		1	0.3%
1044		1	0.3%
1045		1	0.3%

## File : data

# no: 様本編號

Value	Label	Cases	Percentage
1046		1	0.3%
1047		1	0.3%
1048		1	0.3%
1049		1	0.3%
1050		1	0.3%
1051		1	0.3%
1052		1	0.3%
1053		1	0.3%
1054		1	0.3%
1055		1	0.3%
1056		1	0.3%
1057		1	0.3%
1058		1	0.3%
1059		1	0.3%
1060		1	0.3%
1061		1	0.3%
1062		1	0.3%
1063		1	0.3%
1064		1	0.3%
1065		1	0.3%
1066		1	0.3%
1067		1	0.3%
1068		1	0.3%
1069		1	0.3%
1070		1	0.3%
1071		1	0.3%
1072		1	0.3%
1074		1	0.3%
1075		1	0.3%
1076		1	0.3%
1077		1	0.3%
1078		1	0.3%
1080		1	0.3%
1081		1	0.3%
1082		1	0.3%
1083		1	0.3%
1084		1	0.3%
1085		1	0.3%
1086		1	0.3%
1087		1	0.3%
1089		1	0.3%
1091		1	0.3%
1093		1	0.3%

## File : data

# no: 様本編號

Value	Label	Cases	Percentage
1095		1	0.3%
1096		1	0.3%
1097		1	0.3%
1098		1	0.3%
1099		1	0.3%
1100		1	0.3%
1101		1	0.3%
1102		1	0.3%
1103		1	0.3%
1104		1	0.3%
1105		1	0.3%
1106		1	0.3%
1107		1	0.3%
1108		1	0.3%
1109		1	0.3%
1110		1	0.3%
1112		1	0.3%
1113		1	0.3%
1114		1	0.3%
1115		1	0.3%
1116		1	0.3%
1117		1	0.3%
1118		1	0.3%
1120		1	0.3%
1121		1	0.3%
1122		1	0.3%
1123		1	0.3%
1124		1	0.3%
1125		1	0.3%
1126		1	0.3%
1127		1	0.3%
1128		1	0.3%
1129		1	0.3%
1130		1	0.3%
1131		1	0.3%
1132		1	0.3%
1133		1	0.3%
1134		1	0.3%
1135		1	0.3%
1136		1	0.3%
1137		1	0.3%
1138		1	0.3%
1139		1	0.3%

## File : data

# no: 様本編號

Value	Label	Cases	Percentage
1140		1	0.3%
1141		1	0.3%
1142		1	0.3%
1143		1	0.3%
1146		1	0.3%
1147		1	0.3%
1148		1	0.3%
1149		1	0.3%
1150		1	0.3%
1151		1	0.3%
1152		1	0.3%
1153		1	0.3%
1154		1	0.3%
1155		1	0.3%
1156		1	0.3%
1157		1	0.3%
1158		1	0.3%
1159		1	0.3%
1160		1	0.3%
1161		1	0.3%
1162		1	0.3%
1163		1	0.3%
1164		1	0.3%
1165		1	0.3%
1166		1	0.3%
1167		1	0.3%
1168		1	0.3%
1169		1	0.3%
1170		1	0.3%
1171		1	0.3%
1172		1	0.3%
1173		1	0.3%
1174		1	0.3%
1175		1	0.3%
1176		1	0.3%
1177		1	0.3%
1178		1	0.3%
1179		1	0.3%
1180		1	0.3%
1181		1	0.3%
1182		1	0.3%
1183		1	0.3%
1184		1	0.3%

## File : data

# no: 様本編號

Value	Label	Cases	Percentage
1185		1	0.3%
1186		1	0.3%
1187		1	0.3%
1188		1	0.3%
1189		1	0.3%
1190		1	0.3%
1191		1	0.3%
1192		1	0.3%
1193		1	0.3%
1194		1	0.3%
1195		1	0.3%
1196		1	0.3%
1197		1	0.3%
1198		1	0.3%
1199		1	0.3%
1200		1	0.3%
1201		1	0.3%
1202		1	0.3%
1203		1	0.3%
1204		1	0.3%
1206		1	0.3%
1207		1	0.3%
1208		1	0.3%
1209		1	0.3%
1210		1	0.3%
1211		1	0.3%
1212		1	0.3%
1213		1	0.3%
1214		1	0.3%
1215		1	0.3%
1216		1	0.3%
1217		1	0.3%
1218		1	0.3%
1219		1	0.3%
1220		1	0.3%
1221		1	0.3%
1222		1	0.3%
1223		1	0.3%
1224		1	0.3%
1225		1	0.3%
1226		1	0.3%
1227		1	0.3%
1228		1	0.3%

## File : data

# no: 様本編號

Value	Label	Cases	Percentage
1229		1	0.3%
1230		1	0.3%
1231		1	0.3%
1232		1	0.3%
1233		1	0.3%
1234		1	0.3%
1235		1	0.3%
1236		1	0.3%
1237		1	0.3%
1238		1	0.3%
1239		1	0.3%
1240		1	0.3%
1241		1	0.3%
1242		1	0.3%
1243		1	0.3%
1244		1	0.3%
1245		1	0.3%
1246		1	0.3%
1247		1	0.3%
1248		1	0.3%
1249		1	0.3%
1250		1	0.3%
1251		1	0.3%
1252		1	0.3%
1253		1	0.3%
1254		1	0.3%
1255		1	0.3%
1256		1	0.3%
1257		1	0.3%
1258		1	0.3%
1259		1	0.3%
1260		1	0.3%
1261		1	0.3%
1262		1	0.3%
1263		1	0.3%
1264		1	0.3%
1265		1	0.3%
1266		1	0.3%
1268		1	0.3%
1269		1	0.3%
1270		1	0.3%
1271		1	0.3%
1272		1	0.3%

## File : data

# no: 様本編號

Value	Label	Cases	Percentage
1273		1	0.3%
1274		1	0.3%
1275		1	0.3%
1276		1	0.3%
1277		1	0.3%
1278		1	0.3%
1279		1	0.3%
1280		1	0.3%
1281		1	0.3%
1282		1	0.3%
1283		1	0.3%
1284		1	0.3%
1285		1	0.3%
1286		1	0.3%
1287		1	0.3%
1288		1	0.3%
1289		1	0.3%
1290		1	0.3%
1292		1	0.3%
1293		1	0.3%
1294		1	0.3%
1295		1	0.3%
1296		1	0.3%
1297		1	0.3%
1298		1	0.3%
1299		1	0.3%
1300		1	0.3%
1301		1	0.3%
1302		1	0.3%
1303		1	0.3%
1304		1	0.3%
1305		1	0.3%
1306		1	0.3%
1307		1	0.3%
1308		1	0.3%
1309		1	0.3%
1311		1	0.3%
1312		1	0.3%
1313		1	0.3%
1314		1	0.3%
1315		1	0.3%
1316		1	0.3%
1317		1	0.3%



## File : data

# no: 様本編號

Value	Label	Cases	Percentage
1318		1	0.3%
1319		1	0.3%
1320		1	0.3%
1321		1	0.3%
1322		1	0.3%
1323		1	0.3%
1325		1	0.3%
1326		1	0.3%
1327		1	0.3%
1328		1	0.3%
1329		1	0.3%
1330		1	0.3%
1331		1	0.3%
1332		1	0.3%
1333		1	0.3%
1334		1	0.3%
1335		1	0.3%
1336		1	0.3%
1337		1	0.3%
1338		1	0.3%
1339		1	0.3%
1340		1	0.3%
1341		1	0.3%
1342		1	0.3%
1343		1	0.3%
1344		1	0.3%
1345		1	0.3%
1346		1	0.3%
1347		1	0.3%
1348		1	0.3%
1349		1	0.3%
1350		1	0.3%
1351		1	0.3%
1352		1	0.3%
1353		1	0.3%
1354		1	0.3%
1355		1	0.3%
1356		1	0.3%
1357		1	0.3%
1358		1	0.3%
1359		1	0.3%
1360		1	0.3%
1361		1	0.3%

## File : data

# no: 樣本編號

Value	Label	Cases	Percentage
1362		1	0.3%
1363		1	0.3%
1364		1	0.3%
1365		1	0.3%
1366		1	0.3%
1367		1	0.3%
1368		1	0.3%
1369		1	0.3%
1370		1	0.3%
1371		1	0.3%
1372		1	0.3%
1373		1	0.3%
1374		1	0.3%
1375		1	0.3%
1376		1	0.3%
1377		1	0.3%
1378		1	0.3%
1379		1	0.3%

Warning: these figures indicate the number of cases found in the data file. They cannot be interpreted as summary statistics of the population of interest.

# q1: 一.1. 性別

Information	[Type= continuous] [Format=numeric] [Range= 0-1] [Missing=*]
Statistics [NW/ W]	[Valid=360 /-] [Invalid=0 /-]

Value	Label	Cases	Percentage
0	女生	118	32.8%
1	男生	242	67.2%

Warning: these figures indicate the number of cases found in the data file. They cannot be interpreted as summary statistics of the population of interest.

# q2\_1: 一.2. 請問您目前就讀的學院？

Information	[Type= discrete] [Format=numeric] [Range= 1-9] [Missing=*]
Statistics [NW/ W]	[Valid=360 /-] [Invalid=0 /-]

Value	Label	Cases	Percentage
1	電機學院	51	14.2%
2	資訊學院	27	7.5%
3	工學院	90	25.0%
4	理學院	69	19.2%
5	生物科技學院	29	8.1%
6	管理學院	51	14.2%
7	人文社會學院	13	3.6%
8	客家文化學院	17	4.7%
9	跨電機、工學院、理學院、生物科技學院	13	3.6%

Warning: these figures indicate the number of cases found in the data file. They cannot be interpreted as summary statistics of the population of interest.

# q2\_2: 一.2. 請問您目前就讀的科系？

Information	[Type= discrete] [Format=character] [Missing=*]
-------------	---

## File : data

# q2\_2: 一.2. 請問您目前就讀的科系？





















Statistics [NW/ W]

[Valid=360 /-] [Invalid=0 /-]

Value	Label	Cases	Percentage
人文社會學系		13	3.6%
人文社會系		3	0.8%
傳播科技系		1	0.3%
傳播與科技學系		2	0.6%
光電工程系		3	0.8%
土木工程系		40	11.1%
外國語文學系		11	3.1%
奈米學士學程		2	0.6%
奈米科學及工程學士學位學程		11	3.1%
工業工程與管理系		17	4.7%
應用化學系		23	6.4%
應用數學系		4	1.1%
材料工程系		2	0.6%
材料科學與工程系		6	1.7%
材料科學與工程系所		2	0.6%
機械工程系		36	10.0%
機械工程系所		4	1.1%
理學院學士班		1	0.3%
生物科技系		29	8.1%
管理科學學系		10	2.8%
資訊工程學系		26	7.2%
資訊工程系		1	0.3%
資訊與財金管理學系		3	0.8%
資財管理系		1	0.3%
運輸科技與管理學系		17	4.7%
運輸科管系		1	0.3%
運輸管理系		2	0.6%
電子工程系		7	1.9%
電子物理學系		27	7.5%
電子物理系		12	3.3%
電機工程學系		32	8.9%
電機工程系		1	0.3%
電機資訊學士班		9	2.5%
電機資訊系		1	0.3%

Warning: these figures indicate the number of cases found in the data file. They cannot be interpreted as summary statistics of the population of interest.






<b>File : data</b>			
# q2_3: 一 .2. 請問您目前就讀學士班____年級?			
Information	[Type= discrete] [Format=numeric] [Range= 1-5] [Missing=*]		
Statistics [NW/ W]	[Valid=360 /-] [Invalid=0 /-]		
Value	Label	Cases	Percentage
1		129	<div><div></div></div> 35.8%
2		178	<div><div></div></div> 49.4%
3		28	<div><div></div></div> 7.8%
4		24	<div><div></div></div> 6.7%
5		1	<div><div></div></div> 0.3%
Warning: these figures indicate the number of cases found in the data file. They cannot be interpreted as summary statistics of the population of interest.			
# q3: 一 .3. 請問上學期的居住情況?			
Information	[Type= continuous] [Format=numeric] [Range= 0-4] [Missing=*/9999]		
Statistics [NW/ W]	[Valid=357 /-] [Invalid=3 /-]		
Value	Label	Cases	Percentage
0	與家人同住	7	<div><div></div></div> 2.0%
1	住親友家	0	
2	住學校宿舍	341	<div><div></div></div> 95.5%
3	自己獨自租屋	3	<div><div></div></div> 0.8%
4	與朋友合租	6	<div><div></div></div> 1.7%
9999	未填	3	
Warning: these figures indicate the number of cases found in the data file. They cannot be interpreted as summary statistics of the population of interest.			
# q4_1: 一 .4. 請問你的父親的學歷?			
Information	[Type= discrete] [Format=numeric] [Range= 0-5] [Missing=*/9999]		
Statistics [NW/ W]	[Valid=358 /-] [Invalid=2 /-]		
Value	Label	Cases	Percentage
0	小學(或同等學歷)以下	10	<div><div></div></div> 2.8%
1	初級中學或初級職業學校(或同等學歷)	25	<div><div></div></div> 7.0%
2	高級中學或高級職業學校(或同等學歷)	94	<div><div></div></div> 26.3%
3	大學或專科技術學院(或同等學歷)	163	<div><div></div></div> 45.5%
4	碩士(或同等學歷)	49	<div><div></div></div> 13.7%
5	博士(或同等學歷)以上	17	<div><div></div></div> 4.7%
9999	未填	2	
Warning: these figures indicate the number of cases found in the data file. They cannot be interpreted as summary statistics of the population of interest.			
# q4_2: 一 .4. 請問你的母親的學歷?			
Information	[Type= discrete] [Format=numeric] [Range= 0-5] [Missing=*/9999]		
Statistics [NW/ W]	[Valid=357 /-] [Invalid=3 /-]		
Value	Label	Cases	Percentage
0	小學(或同等學歷)以下	14	<div><div></div></div> 3.9%
1	初級中學或初級職業學校(或同等學歷)	28	<div><div></div></div> 7.8%
2	高級中學或高級職業學校(或同等學歷)	134	<div><div></div></div> 37.5%
3	大學或專科技術學院(或同等學歷)	152	<div><div></div></div> 42.6%
4	碩士(或同等學歷)	26	<div><div></div></div> 7.3%
5	博士(或同等學歷)以上	3	<div><div></div></div> 0.8%

<b>File : data</b>			
# q4_2: 一.4.請問你的母親的學歷?			
<b>Value</b>	<b>Label</b>	<b>Cases</b>	<b>Percentage</b>
9999	未填	3	
<i>Warning: these figures indicate the number of cases found in the data file. They cannot be interpreted as summary statistics of the population of interest.</i>			
# q5_1: 一.5.除了您自己之外，您有多少位兄弟姐妹?			
<b>Information</b>	[Type= discrete] [Format=numeric] [Range= 0-11] [Missing=*]		
<b>Statistics [NW/ W]</b>	[Valid=360 /-] [Invalid=0 /-]		
<b>Value</b>	<b>Label</b>	<b>Cases</b>	<b>Percentage</b>
0		29	 8.1%
1		206	 57.2%
2		90	 25.0%
3		21	 5.8%
4		9	 2.5%
5		3	 0.8%
8		1	 0.3%
11		1	 0.3%
<i>Warning: these figures indicate the number of cases found in the data file. They cannot be interpreted as summary statistics of the population of interest.</i>			
# q5_2: 一.5.您的出生序為第__?			
<b>Information</b>	[Type= discrete] [Format=numeric] [Range= 1-12] [Missing=*/9999]		
<b>Statistics [NW/ W]</b>	[Valid=358 /-] [Invalid=2 /-]		
<b>Value</b>	<b>Label</b>	<b>Cases</b>	<b>Percentage</b>
1		174	 48.6%
2		138	 38.5%
3		35	 9.8%
4		5	 1.4%
5		4	 1.1%
6		1	 0.3%
12		1	 0.3%
9999	未填	2	
<i>Warning: these figures indicate the number of cases found in the data file. They cannot be interpreted as summary statistics of the population of interest.</i>			
# q6: 一.6.請問您高中職三年或五專前三年的學業總平均?			
<b>Information</b>	[Type= discrete] [Format=numeric] [Range= 55-95] [Missing=*/9999]		
<b>Statistics [NW/ W]</b>	[Valid=353 /-] [Invalid=7 /-]		
<b>Value</b>	<b>Label</b>	<b>Cases</b>	<b>Percentage</b>
55	60分以下	2	 0.6%
65	60-69分	10	 2.8%
75	70-79分	100	 28.3%
85	80-90分	204	 57.8%
95	90分以上	37	 10.5%
9999	未填	7	
<i>Warning: these figures indicate the number of cases found in the data file. They cannot be interpreted as summary statistics of the population of interest.</i>			
# q7: 一.7.請問您高中畢業時在班上的排名第幾名?			
<b>Information</b>	[Type= discrete] [Format=numeric] [Range= 3-35] [Missing=*/9999]		

## File : data

# **q7:** 一.7.請問您高中畢業時在班上的排名第幾名？

**Statistics [NW/ W]** [Valid=335 /-] [Invalid=25 /-]








Value	Label	Cases	Percentage
3	前五名	123	 36.7%
8	6-10名	72	 21.5%
15	11-20名	87	 26.0%
25	21-30名	33	 9.9%
35	30名之後	20	 6.0%
9999	未填	25	

*Warning: these figures indicate the number of cases found in the data file. They cannot be interpreted as summary statistics of the population of interest.*

# **q8\_1:** 一.8.請填寫您大學學科能力測驗的成績?國文(級分)

**Information** [Type= discrete] [Format=numeric] [Range= 9-15] [Missing=\*/9999]

**Statistics [NW/ W]** [Valid=294 /-] [Invalid=66 /-]








Value	Label	Cases	Percentage
9		3	 1.0%
10		6	 2.0%
11		32	 10.9%
12		60	 20.4%
13		97	 33.0%
14		62	 21.1%
15		34	 11.6%
9999	未填	66	

*Warning: these figures indicate the number of cases found in the data file. They cannot be interpreted as summary statistics of the population of interest.*

# **q8\_2:** 一.8.請填寫您大學學科能力測驗的成績?英文(級分)

**Information** [Type= discrete] [Format=numeric] [Range= 8-15] [Missing=\*/9999]

**Statistics [NW/ W]** [Valid=295 /-] [Invalid=65 /-]




Value	Label	Cases	Percentage
8		2	 0.7%
10		9	 3.1%
11		17	 5.8%
12		22	 7.5%
13		89	 30.2%
14		104	 35.3%
15		52	 17.6%
9999	未填	65	

*Warning: these figures indicate the number of cases found in the data file. They cannot be interpreted as summary statistics of the population of interest.*

# **q8\_3:** 一.8.請填寫您大學學科能力測驗的成績?數學(級分)

**Information** [Type= discrete] [Format=numeric] [Range= 3-15] [Missing=\*/9999]

**Statistics [NW/ W]** [Valid=296 /-] [Invalid=64 /-]

Value	Label	Cases	Percentage
3		1	 0.3%
4		1	 0.3%
6		2	 0.7%

## File : data

# q8\_3: 一.8.請填寫您大學學科能力測驗的成績?數學(級分)

Value	Label	Cases	Percentage
7		6	2.0%
8		9	3.0%
9		10	3.4%
10		11	3.7%
11		17	5.7%
12		34	11.5%
13		64	21.6%
14		66	22.3%
15		75	25.3%
9999	未填	64	

Warning: these figures indicate the number of cases found in the data file. They cannot be interpreted as summary statistics of the population of interest.

# q8\_4: 一.8.請填寫您大學學科能力測驗的成績?總級分

Information		[Type= discrete] [Format=numeric] [Range= 37-75] [Missing=*/9999]	
Statistics [NW/ W]		[Valid=293 /-] [Invalid=67 /-]	
Value	Label	Cases	Percentage
37		1	<div></div> 0.3%
40		2	<div></div> 0.7%
43		1	<div></div> 0.3%
48		1	<div></div> 0.3%
50		1	<div></div> 0.3%
51		1	<div></div> 0.3%
53		2	<div></div> 0.7%
54		1	<div></div> 0.3%
55		1	<div></div> 0.3%
56		3	<div></div> 1.0%
57		6	<div></div> 2.0%
58		6	<div></div> 2.0%
59		12	<div></div> 4.1%
60		8	<div></div> 2.7%
61		10	<div></div> 3.4%
62		9	<div></div> 3.1%
63		18	<div></div> 6.1%
64		17	<div></div> 5.8%
65		33	<div></div> 11.3%
66		28	<div></div> 9.6%
67		36	<div></div> 12.3%
68		27	<div></div> 9.2%
69		27	<div></div> 9.2%
70		25	<div></div> 8.5%
71		7	<div></div> 2.4%
72		4	<div></div> 1.4%
73		1	<div></div> 0.3%
74		1	<div></div> 0.3%

## File : data





































# q8\_4: 一.8.請填寫您大學學科能力測驗的成績?總級分

Value	Label	Cases	Percentage
75		4	 1.4%
9999	未填	67	

Warning: these figures indicate the number of cases found in the data file. They cannot be interpreted as summary statistics of the population of interest.

# q9\_1: 一.9.請填寫您大學指定科目考試的成績?國文

Information	[Type= discrete] [Format=numeric] [Range= 36-89.5] [Missing=*/9999]
Statistics [NW/ W]	[Valid=114 /-] [Invalid=246 /-]

Value	Label	Cases	Percentage
36		1	 0.9%
39		1	 0.9%
40		1	 0.9%
43		1	 0.9%
45.57		1	 0.9%
47		2	 1.8%
52		1	 0.9%
54		3	 2.6%
55		3	 2.6%
56		4	 3.5%
57		1	 0.9%
58		6	 5.3%
58.5		1	 0.9%
59		4	 3.5%
59.3		1	 0.9%
59.4		2	 1.8%
59.8		1	 0.9%
60		7	 6.1%
61		3	 2.6%
62		2	 1.8%
63		3	 2.6%
63.5		1	 0.9%
64		4	 3.5%
65		5	 4.4%
66		1	 0.9%
67		2	 1.8%
67.4		1	 0.9%
68		9	 7.9%
69		4	 3.5%
69.2		1	 0.9%
70		6	 5.3%
71		4	 3.5%
72		3	 2.6%
73		1	 0.9%
73.4		1	 0.9%
74		2	 1.8%



## File : data

# q9\_1: 一.9.請填寫您大學指定科目考試的成績?國文

Value	Label	Cases	Percentage
75		4	<div></div> 3.5%
76		3	<div></div> 2.6%
77		1	<div></div> 0.9%
78		4	<div></div> 3.5%
79		1	<div></div> 0.9%
80		3	<div></div> 2.6%
83		1	<div></div> 0.9%
85		2	<div></div> 1.8%
89.5		1	<div></div> 0.9%
9999	未填	246	

Warning: these figures indicate the number of cases found in the data file. They cannot be interpreted as summary statistics of the population of interest.

# q9\_2: 一.9.請填寫您大學指定科目考試的成績?英文

Information	[Type= discrete] [Format=numeric] [Range= 37-94] [Missing=*/9999]
Statistics [NW/ W]	[Valid=121 /-] [Invalid=239 /-]

Value	Label	Cases	Percentage
37		2	<div></div> 1.7%
38		1	<div></div> 0.8%
50		1	<div></div> 0.8%
51		1	<div></div> 0.8%
54		1	<div></div> 0.8%
56		1	<div></div> 0.8%
59		2	<div></div> 1.7%
60		2	<div></div> 1.7%
60.7		1	<div></div> 0.8%
62		2	<div></div> 1.7%
63		3	<div></div> 2.5%
65		2	<div></div> 1.7%
66		3	<div></div> 2.5%
66.78		1	<div></div> 0.8%
69		3	<div></div> 2.5%
69.5		2	<div></div> 1.7%
70		6	<div></div> 5.0%
71		4	<div></div> 3.3%
72		5	<div></div> 4.1%
73		1	<div></div> 0.8%
74		1	<div></div> 0.8%
74.6		1	<div></div> 0.8%
75		5	<div></div> 4.1%
76		4	<div></div> 3.3%
77		2	<div></div> 1.7%
77.8		1	<div></div> 0.8%
78		7	<div></div> 5.8%
79		8	<div></div> 6.6%

## File : data

# q9\_2: 一.9.請填寫您大學指定科目考試的成績?英文

Value	Label	Cases	Percentage
79.5		1	0.8%
80		9	7.4%
81		6	5.0%
81.5		1	0.8%
82		2	1.7%
83		3	2.5%
84		3	2.5%
84.4		1	0.8%
85		6	5.0%
86		2	1.7%
87		1	0.8%
87.5		1	0.8%
88		1	0.8%
89		7	5.8%
91		1	0.8%
92		2	1.7%
94		1	0.8%
9999	未填	239	

*Warning: these figures indicate the number of cases found in the data file. They cannot be interpreted as summary statistics of the population of interest.*

# q9\_3: 一.9.請填寫您大學指定科目考試的成績?數學甲

Information		[Type= discrete] [Format=numeric] [Range= 16-100] [Missing=*/9999]		
Statistics [NW/ W]		[Valid=109 /-] [Invalid=251 /-]		
Value	Label	Cases	Percentage	
16		1	<div></div>	0.9%
40		1	<div></div>	0.9%
48.5		1	<div></div>	0.9%
52		1	<div></div>	0.9%
54		1	<div></div>	0.9%
55		1	<div></div>	0.9%
60		1	<div></div>	0.9%
62		1	<div></div>	0.9%
63		1	<div></div>	0.9%
65		2	<div></div>	1.8%
66		3	<div></div>	2.8%
67		2	<div></div>	1.8%
68		1	<div></div>	0.9%
69		1	<div></div>	0.9%
70		4	<div></div>	3.7%
71		2	<div></div>	1.8%
72		3	<div></div>	2.8%
73		1	<div></div>	0.9%
74		1	<div></div>	0.9%
75		5	<div></div>	4.6%

## File : data

# q9\_3: 一.9.請填寫您大學指定科目考試的成績?數學甲

Value	Label	Cases	Percentage
76		2	<div></div> 1.8%
77		1	<div></div> 0.9%
78		1	<div></div> 0.9%
79		3	<div></div> 2.8%
80		1	<div></div> 0.9%
80.5		1	<div></div> 0.9%
81		4	<div></div> 3.7%
82		4	<div></div> 3.7%
83		3	<div></div> 2.8%
84		1	<div></div> 0.9%
85		7	<div></div> 6.4%
86		2	<div></div> 1.8%
87		2	<div></div> 1.8%
87.5		1	<div></div> 0.9%
88		7	<div></div> 6.4%
88.5		1	<div></div> 0.9%
89		5	<div></div> 4.6%
90		2	<div></div> 1.8%
92		7	<div></div> 6.4%
93		1	<div></div> 0.9%
94		5	<div></div> 4.6%
95		2	<div></div> 1.8%
96		1	<div></div> 0.9%
97.5		1	<div></div> 0.9%
98		3	<div></div> 2.8%
100		7	<div></div> 6.4%
9999	未填	251	

Warning: these figures indicate the number of cases found in the data file. They cannot be interpreted as summary statistics of the population of interest.

# q9\_4: 一.9.請填寫您大學指定科目考試的成績?數學乙

Information		[Type= discrete] [Format=numeric] [Range= 30-100] [Missing=*/9999]	
Statistics [NW/ W]		[Valid=64 /-] [Invalid=296 /-]	
Value	Label	Cases	Percentage
30		1	<div></div> 1.6%
50		1	<div></div> 1.6%
70		1	<div></div> 1.6%
72		1	<div></div> 1.6%
73		1	<div></div> 1.6%
75		2	<div></div> 3.1%
76		5	<div></div> 7.8%
77		1	<div></div> 1.6%
79		1	<div></div> 1.6%
80		4	<div></div> 6.2%
81		2	<div></div> 3.1%

## File : data

# q9\_4: 一.9.請填寫您大學指定科目考試的成績?數學乙

Value	Label	Cases	Percentage
82		3	<div></div> 4.7%
84		1	<div></div> 1.6%
86		2	<div></div> 3.1%
88		10	<div></div> 15.6%
90		3	<div></div> 4.7%
92		5	<div></div> 7.8%
93		1	<div></div> 1.6%
94		1	<div></div> 1.6%
95		2	<div></div> 3.1%
96		4	<div></div> 6.2%
98		2	<div></div> 3.1%
100		10	<div></div> 15.6%
9999	未填	296	

Warning: these figures indicate the number of cases found in the data file. They cannot be interpreted as summary statistics of the population of interest.

# q10: 一.10.你預期獲得的最高學歷為?

Information	[Type= discrete] [Format=numeric] [Range= 0-2] [Missing=*/9999]
Statistics [NW/ W]	[Valid=350 /-] [Invalid=10 /-]

Value	Label	Cases	Percentage
0	學士	45	<div></div> 12.9%
1	碩士	247	<div></div> 70.6%
2	博士	58	<div></div> 16.6%
9999	未填	10	

Warning: these figures indicate the number of cases found in the data file. They cannot be interpreted as summary statistics of the population of interest.

# q11: 一.11.進大學之後，上學期你的成績在班上排名約略為?

Information	[Type= discrete] [Format=numeric] [Range= 0-3] [Missing=*/9999]
Statistics [NW/ W]	[Valid=354 /-] [Invalid=6 /-]

Value	Label	Cases	Percentage
0	前25%	129	<div></div> 36.4%
1	26%-50%	95	<div></div> 26.8%
2	51%-75%	79	<div></div> 22.3%
3	76%-100%	51	<div></div> 14.4%
9999	未填	6	

Warning: these figures indicate the number of cases found in the data file. They cannot be interpreted as summary statistics of the population of interest.

# q12: 一.12.就讀大學期間，您是否曾經得過書卷獎或前三名?

Information	[Type= discrete] [Format=numeric] [Range= 0-1] [Missing=*/9999]
Statistics [NW/ W]	[Valid=351 /-] [Invalid=9 /-]

Value	Label	Cases	Percentage
0	否	293	<div></div> 83.5%
1	是	58	<div></div> 16.5%
9999	未填	9	








Warning: these figures indicate the number of cases found in the data file. They cannot be interpreted as summary statistics of the population of interest.

## File : data

# **q13\_1:** 一.13. 你平均每天花多少小時從事下列活動?預習複習功課或完成作業

**Information** [Type= continuous] [Format=numeric] [Range= 0-13] [Missing=\*/9999]

**Statistics [NW/ W]** [Valid=358 /-] [Invalid=2 /-]








Value	Label	Cases	Percentage
0	無	33	 9.2%
1	0~2(含)	224	 62.6%
3	2~4(含)	64	 17.9%
5	4~6(含)	27	 7.5%
7	6~8(含)	6	 1.7%
9	8~10(含)	1	 0.3%
11	10~12(含)	3	 0.8%
13	超過12	0	
9999	未填	2	

*Warning: these figures indicate the number of cases found in the data file. They cannot be interpreted as summary statistics of the population of interest.*

# **q13\_2:** 一.13. 你平均每天花多少小時從事下列活動?閱讀課外閱讀

**Information** [Type= continuous] [Format=numeric] [Range= 0-13] [Missing=\*/9999]

**Statistics [NW/ W]** [Valid=359 /-] [Invalid=1 /-]







Value	Label	Cases	Percentage
0	無	79	 22.0%
1	0~2(含)	226	 63.0%
3	2~4(含)	34	 9.5%
5	4~6(含)	11	 3.1%
7	6~8(含)	6	 1.7%
9	8~10(含)	1	 0.3%
11	10~12(含)	2	 0.6%
13	超過12	0	
9999	未填	1	

*Warning: these figures indicate the number of cases found in the data file. They cannot be interpreted as summary statistics of the population of interest.*

# **q13\_3:** 一.13. 你平均每天花多少小時從事下列活動?打工

**Information** [Type= continuous] [Format=numeric] [Range= 0-13] [Missing=\*/9999]

**Statistics [NW/ W]** [Valid=358 /-] [Invalid=2 /-]

Value	Label	Cases	Percentage
0	無	251	 70.1%
1	0~2(含)	73	 20.4%
3	2~4(含)	24	 6.7%
5	4~6(含)	5	 1.4%
7	6~8(含)	4	 1.1%
9	8~10(含)	0	
11	10~12(含)	1	 0.3%
13	超過12	0	
9999	未填	2	








*Warning: these figures indicate the number of cases found in the data file. They cannot be interpreted as summary statistics of the population of interest.*

## File : data

# **q13\_4**: 一.13. 你平均每天花多少小時從事下列活動?社團相關活動

**Information** [Type= continuous] [Format=numeric] [Range= 0-13] [Missing=\*/9999]

**Statistics [NW/ W]** [Valid=358 /-] [Invalid=2 /-]








Value	Label	Cases	Percentage
0	無	85	 23.7%
1	0~2(含)	162	 45.3%
3	2~4(含)	72	 20.1%
5	4~6(含)	23	 6.4%
7	6~8(含)	11	 3.1%
9	8~10(含)	3	 0.8%
11	10~12(含)	0	
13	超過12	2	 0.6%
9999	未填	2	

*Warning: these figures indicate the number of cases found in the data file. They cannot be interpreted as summary statistics of the population of interest.*

# **q13\_5**: 一.13. 你平均每天花多少小時從事下列活動?運動或戶外休閒活動

**Information** [Type= continuous] [Format=numeric] [Range= 0-13] [Missing=\*/9999]

**Statistics [NW/ W]** [Valid=358 /-] [Invalid=2 /-]









Value	Label	Cases	Percentage
0	無	30	 8.4%
1	0~2(含)	217	 60.6%
3	2~4(含)	81	 22.6%
5	4~6(含)	23	 6.4%
7	6~8(含)	4	 1.1%
9	8~10(含)	2	 0.6%
11	10~12(含)	0	
13	超過12	1	 0.3%
9999	未填	2	

*Warning: these figures indicate the number of cases found in the data file. They cannot be interpreted as summary statistics of the population of interest.*

# **q13\_6**: 一.13. 你平均每天花多少小時從事下列活動?和朋友聊天、談心

**Information** [Type= continuous] [Format=numeric] [Range= 0-13] [Missing=\*/9999]

**Statistics [NW/ W]** [Valid=358 /-] [Invalid=2 /-]

















Value	Label	Cases	Percentage
0	無	11	 3.1%
1	0~2(含)	210	 58.7%
3	2~4(含)	85	 23.7%
5	4~6(含)	35	 9.8%
7	6~8(含)	13	 3.6%
9	8~10(含)	1	 0.3%
11	10~12(含)	2	 0.6%
13	超過12	1	 0.3%
9999	未填	2	

*Warning: these figures indicate the number of cases found in the data file. They cannot be interpreted as summary statistics of the population of interest.*

<b>File : data</b>			
# q13_7: 一.13. 你平均每天花多少小時從事下列活動?上網			
Information	[Type= continuous] [Format=numeric] [Range= 0-13] [Missing=*/9999]		
Statistics [NW/ W]	[Valid=357 /-] [Invalid=3 /-]		
Value	Label	Cases	Percentage
0	無	0	
1	0~2(含)	83	<div><div></div></div> 23.2%
3	2~4(含)	96	<div><div></div></div> 26.9%
5	4~6(含)	97	<div><div></div></div> 27.2%
7	6~8(含)	39	<div><div></div></div> 10.9%
9	8~10(含)	15	<div><div></div></div> 4.2%
11	10~12(含)	8	<div><div></div></div> 2.2%
13	超過12	19	<div><div></div></div> 5.3%
9999	未填	3	
Warning: these figures indicate the number of cases found in the data file. They cannot be interpreted as summary statistics of the population of interest.			
# q14_1: 二.(一)圖書館使用相關經驗:1. 利用安靜的圖書館來閱讀			
Information	[Type= discrete] [Format=numeric] [Range= 0-3] [Missing=*/9999]		
Statistics [NW/ W]	[Valid=358 /-] [Invalid=2 /-]		
Value	Label	Cases	Percentage
0	從不	39	<div><div></div></div> 10.9%
1	很少	118	<div><div></div></div> 33.0%
2	有時	152	<div><div></div></div> 42.5%
3	經常	49	<div><div></div></div> 13.7%
9999	未填	2	
Warning: these figures indicate the number of cases found in the data file. They cannot be interpreted as summary statistics of the population of interest.			
# q14_2: 二.(一)圖書館使用相關經驗:2. 瀏覽圖書館的書籍時找到有興趣的東西			
Information	[Type= discrete] [Format=numeric] [Range= 0-3] [Missing=*/9999]		
Statistics [NW/ W]	[Valid=358 /-] [Invalid=2 /-]		
Value	Label	Cases	Percentage
0	從不	51	<div><div></div></div> 14.2%
1	很少	125	<div><div></div></div> 34.9%
2	有時	141	<div><div></div></div> 39.4%
3	經常	41	<div><div></div></div> 11.5%
9999	未填	2	
Warning: these figures indicate the number of cases found in the data file. They cannot be interpreted as summary statistics of the population of interest.			
# q14_3: 二.(一)圖書館使用相關經驗:3. 向圖書館員詢問資訊或是論題			
Information	[Type= discrete] [Format=numeric] [Range= 0-3] [Missing=*/9999]		
Statistics [NW/ W]	[Valid=359 /-] [Invalid=1 /-]		
Value	Label	Cases	Percentage
0	從不	167	<div><div></div></div> 46.5%
1	很少	139	<div><div></div></div> 38.7%
2	有時	47	<div><div></div></div> 13.1%
3	經常	6	<div><div></div></div> 1.7%
9999	未填	1	

<b>File : data</b>			
# <b>q14_3:</b> 二.(一)圖書館使用相關經驗:3.向圖書館員詢問資訊或是論題			
<i>Warning: these figures indicate the number of cases found in the data file. They cannot be interpreted as summary statistics of the population of interest.</i>			
# <b>q14_4:</b> 二.(一)圖書館使用相關經驗:4.閱讀除了教科書以外的書籍			
Information	[Type= discrete] [Format=numeric] [Range= 0-3] [Missing=*/9999]		
Statistics [NW/ W]	[Valid=357 /-] [Invalid=3 /-]		
<b>Value</b>	<b>Label</b>	<b>Cases</b>	<b>Percentage</b>
0	從不	24	6.7%
1	很少	113	31.7%
2	有時	156	43.7%
3	經常	64	17.9%
9999	未填	3	
<i>Warning: these figures indicate the number of cases found in the data file. They cannot be interpreted as summary statistics of the population of interest.</i>			
# <b>q14_5:</b> 二.(一)圖書館使用相關經驗:5.利用索引或資料庫找資料或相關議題			
Information	[Type= discrete] [Format=numeric] [Range= 0-3] [Missing=*/9999]		
Statistics [NW/ W]	[Valid=358 /-] [Invalid=2 /-]		
<b>Value</b>	<b>Label</b>	<b>Cases</b>	<b>Percentage</b>
0	從不	68	19.0%
1	很少	137	38.3%
2	有時	127	35.5%
3	經常	26	7.3%
9999	未填	2	
<i>Warning: these figures indicate the number of cases found in the data file. They cannot be interpreted as summary statistics of the population of interest.</i>			
# <b>q14_6:</b> 二.(一)圖書館使用相關經驗:6.在報告中附上參考書目或文獻			
Information	[Type= discrete] [Format=numeric] [Range= 0-3] [Missing=*/9999]		
Statistics [NW/ W]	[Valid=359 /-] [Invalid=1 /-]		
<b>Value</b>	<b>Label</b>	<b>Cases</b>	<b>Percentage</b>
0	從不	81	22.6%
1	很少	119	33.1%
2	有時	110	30.6%
3	經常	49	13.6%
9999	未填	1	
<i>Warning: these figures indicate the number of cases found in the data file. They cannot be interpreted as summary statistics of the population of interest.</i>			
# <b>q14_7:</b> 二.(一)圖書館使用相關經驗:7.找尋書中作者提及的書籍			
Information	[Type= discrete] [Format=numeric] [Range= 0-3] [Missing=*/9999]		
Statistics [NW/ W]	[Valid=359 /-] [Invalid=1 /-]		
<b>Value</b>	<b>Label</b>	<b>Cases</b>	<b>Percentage</b>
0	從不	87	24.2%
1	很少	160	44.6%
2	有時	92	25.6%
3	經常	20	5.6%
9999	未填	1	
<i>Warning: these figures indicate the number of cases found in the data file. They cannot be interpreted as summary statistics of the population of interest.</i>			







<b>File : data</b>			
# <b>q14_8:</b> 二.(一)圖書館使用相關經驗:8.判斷從網路或其他管道找尋到的資料的正確性			
<b>Information</b>	[Type= discrete] [Format=numeric] [Range= 0-3] [Missing=*/9999]		
<b>Statistics [NW/ W]</b>	[Valid=359 /-] [Invalid=1 /-]		
<b>Value</b>	<b>Label</b>	<b>Cases</b>	<b>Percentage</b>
0	從不	51	 14.2%
1	很少	117	 32.6%
2	有時	146	 40.7%
3	經常	45	 12.5%
9999	未填	1	
<i>Warning: these figures indicate the number of cases found in the data file. They cannot be interpreted as summary statistics of the population of interest.</i>			
# <b>q15_1:</b> 二.(二)電腦和資訊科技相關經驗:1.利用電腦或其他文字處理工具(如 <b>ipad</b> )準備報告			
<b>Information</b>	[Type= discrete] [Format=numeric] [Range= 0-3] [Missing=*/9999]		
<b>Statistics [NW/ W]</b>	[Valid=359 /-] [Invalid=1 /-]		
<b>Value</b>	<b>Label</b>	<b>Cases</b>	<b>Percentage</b>
0	從不	14	 3.9%
1	很少	46	 12.8%
2	有時	96	 26.7%
3	經常	203	 56.5%
9999	未填	1	
<i>Warning: these figures indicate the number of cases found in the data file. They cannot be interpreted as summary statistics of the population of interest.</i>			
# <b>q15_2:</b> 二.(二)電腦和資訊科技相關經驗:2.利用 <b>e-mail</b> 聯繫教授或同學			
<b>Information</b>	[Type= discrete] [Format=numeric] [Range= 0-3] [Missing=*/9999]		
<b>Statistics [NW/ W]</b>	[Valid=359 /-] [Invalid=1 /-]		
<b>Value</b>	<b>Label</b>	<b>Cases</b>	<b>Percentage</b>
0	從不	6	 1.7%
1	很少	67	 18.7%
2	有時	137	 38.2%
3	經常	149	 41.5%
9999	未填	1	
<i>Warning: these figures indicate the number of cases found in the data file. They cannot be interpreted as summary statistics of the population of interest.</i>			
# <b>q15_3:</b> 二.(二)電腦和資訊科技相關經驗:3.利用電腦學習課程			
<b>Information</b>	[Type= discrete] [Format=numeric] [Range= 0-3] [Missing=*/9999]		
<b>Statistics [NW/ W]</b>	[Valid=358 /-] [Invalid=2 /-]		
<b>Value</b>	<b>Label</b>	<b>Cases</b>	<b>Percentage</b>
0	從不	15	 4.2%
1	很少	68	 19.0%
2	有時	154	 43.0%
3	經常	121	 33.8%
9999	未填	2	
<i>Warning: these figures indicate the number of cases found in the data file. They cannot be interpreted as summary statistics of the population of interest.</i>			
# <b>q15_4:</b> 二.(二)電腦和資訊科技相關經驗:4.利用電子媒介參與課堂討論( <b>e-mail</b> 、 <b>list-serve</b> 、聊天室等等)			
<b>Information</b>	[Type= discrete] [Format=numeric] [Range= 0-3] [Missing=*/9999]		

<b>File : data</b>			
# <b>q15_4:</b> 二.(二)電腦和資訊科技相關經驗:4.利用電子媒介參與課堂討論(e-mail、list-serve、聊天室等等)			
<b>Statistics [NW/ W]</b>		[Valid=359 /-] [Invalid=1 /-]	
<b>Value</b>	<b>Label</b>	<b>Cases</b>	<b>Percentage</b>
0	從不	34	9.5%
1	很少	101	28.1%
2	有時	133	37.0%
3	經常	91	25.3%
9999	未填	1	
<i>Warning: these figures indicate the number of cases found in the data file. They cannot be interpreted as summary statistics of the population of interest.</i>			
# <b>q15_5:</b> 二.(二)電腦和資訊科技相關經驗:5.利用網頁訊息找尋課程相關的資料			
<b>Information</b>		[Type= discrete] [Format=numeric] [Range= 0-3] [Missing=*/9999]	
<b>Statistics [NW/ W]</b>		[Valid=358 /-] [Invalid=2 /-]	
<b>Value</b>	<b>Label</b>	<b>Cases</b>	<b>Percentage</b>
0	從不	13	3.6%
1	很少	56	15.6%
2	有時	144	40.2%
3	經常	145	40.5%
9999	未填	2	
<i>Warning: these figures indicate the number of cases found in the data file. They cannot be interpreted as summary statistics of the population of interest.</i>			
# <b>q15_6:</b> 二.(二)電腦和資訊科技相關經驗:6.利用電腦連線尋找其他圖書館的資料			
<b>Information</b>		[Type= discrete] [Format=numeric] [Range= 0-3] [Missing=*/9999]	
<b>Statistics [NW/ W]</b>		[Valid=358 /-] [Invalid=2 /-]	
<b>Value</b>	<b>Label</b>	<b>Cases</b>	<b>Percentage</b>
0	從不	50	14.0%
1	很少	112	31.3%
2	有時	125	34.9%
3	經常	71	19.8%
9999	未填	2	
<i>Warning: these figures indicate the number of cases found in the data file. They cannot be interpreted as summary statistics of the population of interest.</i>			
# <b>q15_7:</b> 二.(二)電腦和資訊科技相關經驗:7.利用電腦繪製圖表、表格			
<b>Information</b>		[Type= discrete] [Format=numeric] [Range= 0-3] [Missing=*/9999]	
<b>Statistics [NW/ W]</b>		[Valid=359 /-] [Invalid=1 /-]	
<b>Value</b>	<b>Label</b>	<b>Cases</b>	<b>Percentage</b>
0	從不	9	2.5%
1	很少	82	22.8%
2	有時	141	39.3%
3	經常	127	35.4%
9999	未填	1	
<i>Warning: these figures indicate the number of cases found in the data file. They cannot be interpreted as summary statistics of the population of interest.</i>			
# <b>q15_8:</b> 二.(二)電腦和資訊科技相關經驗:8.利用電腦分析數據(統計數值、報表等等)			
<b>Information</b>		[Type= discrete] [Format=numeric] [Range= 0-3] [Missing=*/9999]	
<b>Statistics [NW/ W]</b>		[Valid=359 /-] [Invalid=1 /-]	

## File : data





# **q15\_8**: 二.(二)電腦和資訊科技相關經驗:8.利用電腦分析數據(統計數值、報表等等)

Value	Label	Cases	Percentage
0	從不	15	 4.2%
1	很少	102	 28.4%
2	有時	137	 38.2%
3	經常	105	 29.2%
9999	未填	1	

*Warning: these figures indicate the number of cases found in the data file. They cannot be interpreted as summary statistics of the population of interest.*

# **q15\_9**: 二.(二)電腦和資訊科技相關經驗:9.將成果以多媒體或網頁的形態展示





<b>Information</b>	[Type= discrete] [Format=numeric] [Range= 0-3] [Missing=*/9999]
<b>Statistics [NW/ W]</b>	[Valid=358 /-] [Invalid=2 /-]

Value	Label	Cases	Percentage
0	從不	50	 14.0%
1	很少	138	 38.5%
2	有時	116	 32.4%
3	經常	54	 15.1%
9999	未填	2	

*Warning: these figures indicate the number of cases found in the data file. They cannot be interpreted as summary statistics of the population of interest.*

# **q16\_1**: 二.(三)課程學習相關經驗:1.完成課堂上指定的讀物





<b>Information</b>	[Type= discrete] [Format=numeric] [Range= 0-3] [Missing=*/9999]
<b>Statistics [NW/ W]</b>	[Valid=359 /-] [Invalid=1 /-]

Value	Label	Cases	Percentage
0	從不	7	 1.9%
1	很少	100	 27.9%
2	有時	165	 46.0%
3	經常	87	 24.2%
9999	未填	1	

*Warning: these figures indicate the number of cases found in the data file. They cannot be interpreted as summary statistics of the population of interest.*

# **q16\_2**: 二.(三)課程學習相關經驗:2.課堂上做筆記

<b>Information</b>	[Type= discrete] [Format=numeric] [Range= 0-3] [Missing=*/9999]
<b>Statistics [NW/ W]</b>	[Valid=359 /-] [Invalid=1 /-]

Value	Label	Cases	Percentage
0	從不	12	 3.3%
1	很少	35	 9.7%
2	有時	140	 39.0%
3	經常	172	 47.9%
9999	未填	1	

*Warning: these figures indicate the number of cases found in the data file. They cannot be interpreted as summary statistics of the population of interest.*

# **q16\_3**: 二.(三)課程學習相關經驗:3.課堂討論中踴躍提出意見

















<b>Information</b>	[Type= discrete] [Format=numeric] [Range= 0-3] [Missing=*/9999]
<b>Statistics [NW/ W]</b>	[Valid=359 /-] [Invalid=1 /-]

## File : data





# q16\_3: 二.(三)課程學習相關經驗:3.課堂討論中踴躍提出意見

Value	Label	Cases	Percentage
0	從不	35	<div></div> 9.7%
1	很少	211	<div></div> 58.8%
2	有時	89	<div></div> 24.8%
3	經常	24	<div></div> 6.7%
9999	未填	1	

*Warning: these figures indicate the number of cases found in the data file. They cannot be interpreted as summary statistics of the population of interest.*

# <b>q16_4:</b> 二.(三)課程學習相關經驗:4.課堂上發展角色觀點模擬學習、個案研究或實境模擬			
Information	[Type= discrete] [Format=numeric] [Range= 0-3] [Missing=*/9999]		
Statistics [NW/ W]	[Valid=353 /-] [Invalid=7 /-]		
Value	Label	Cases	Percentage
0	從不	74	 21.0%
1	很少	168	 47.6%
2	有時	92	 26.1%
3	經常	19	 5.4%
9999	未填	7	
Warning: these figures indicate the number of cases found in the data file. They cannot be interpreted as summary statistics of the population of interest.			
# <b>q16_5:</b> 二.(三)課程學習相關經驗:5.試著了解不同的觀點或想法並將它們統整在一起			
Information	[Type= discrete] [Format=numeric] [Range= 0-3] [Missing=*/9999]		
Statistics [NW/ W]	[Valid=358 /-] [Invalid=2 /-]		
Value	Label	Cases	Percentage
0	從不	11	 3.1%
1	很少	84	 23.5%
2	有時	200	 55.9%
3	經常	63	 17.6%
9999	未填	2	
Warning: these figures indicate the number of cases found in the data file. They cannot be interpreted as summary statistics of the population of interest.			
# <b>q16_6:</b> 二.(三)課程學習相關經驗:6.從課堂筆記或讀物中摘要出重點			
Information	[Type= discrete] [Format=numeric] [Range= 0-3] [Missing=*/9999]		
Statistics [NW/ W]	[Valid=359 /-] [Invalid=1 /-]		
Value	Label	Cases	Percentage
0	從不	7	 1.9%
1	很少	50	 13.9%
2	有時	187	 52.1%
3	經常	115	 32.0%
9999	未填	1	
Warning: these figures indicate the number of cases found in the data file. They cannot be interpreted as summary statistics of the population of interest.			
# <b>q16_7:</b> 二.(三)課程學習相關經驗:7.跟班上同學一起完成報告或作業			
Information	[Type= discrete] [Format=numeric] [Range= 0-3] [Missing=*/9999]		
Statistics [NW/ W]	[Valid=358 /-] [Invalid=2 /-]		
Value	Label	Cases	Percentage
0	從不	3	 0.8%
1	很少	47	 13.1%
2	有時	190	 53.1%
3	經常	118	 33.0%
9999	未填	2	
Warning: these figures indicate the number of cases found in the data file. They cannot be interpreted as summary statistics of the population of interest.			
# <b>q16_8:</b> 二.(三)課程學習相關經驗:8.將課堂上所學運用在其他領域(工作、實習、別的課程, 及與朋友、家人、同事的相處方式等等)			
Information	[Type= discrete] [Format=numeric] [Range= 0-3] [Missing=*/9999]		
Statistics [NW/ W]	[Valid=358 /-] [Invalid=2 /-]		





# **q16\_8:** 二.(三)課程學習相關經驗:8.將課堂上所學運用在其他領域(工作、實習、別的課程,及與朋友、家人、同事的相處方式等等)

Value	Label	Cases	Percentage
0	從不	11	 3.1%
1	很少	118	 33.0%
2	有時	183	 51.1%
3	經常	46	 12.8%
9999	未填	2	

*Warning: these figures indicate the number of cases found in the data file. They cannot be interpreted as summary statistics of the population of interest.*

# **q16\_9:** 二.(三)課程學習相關經驗:9.從生活的經驗中得到知識(工作、與其他人的互動經驗)





<b>Information</b>	[Type= discrete] [Format=numeric] [Range= 0-3] [Missing=*/9999]
<b>Statistics [NW/ W]</b>	[Valid=358 /-] [Invalid=2 /-]

Value	Label	Cases	Percentage
0	從不	3	 0.8%
1	很少	59	 16.5%
2	有時	192	 53.6%
3	經常	104	 29.1%
9999	未填	2	

*Warning: these figures indicate the number of cases found in the data file. They cannot be interpreted as summary statistics of the population of interest.*

# **q16\_10:** 二.(三)課程學習相關經驗:10.嘗試向其他人(同學、朋友、同事、家人)解釋課堂上所學的東西





<b>Information</b>	[Type= discrete] [Format=numeric] [Range= 0-3] [Missing=*/9999]
<b>Statistics [NW/ W]</b>	[Valid=357 /-] [Invalid=3 /-]

Value	Label	Cases	Percentage
0	從不	7	 2.0%
1	很少	82	 23.0%
2	有時	190	 53.2%
3	經常	78	 21.8%
9999	未填	3	

*Warning: these figures indicate the number of cases found in the data file. They cannot be interpreted as summary statistics of the population of interest.*

# **q16\_11:** 二.(三)課程學習相關經驗:11.整合很多參考資料來完成論文或計畫

<b>Information</b>	[Type= discrete] [Format=numeric] [Range= 0-3] [Missing=*/9999]
<b>Statistics [NW/ W]</b>	[Valid=358 /-] [Invalid=2 /-]

Value	Label	Cases	Percentage
0	從不	28	 7.8%
1	很少	155	 43.3%
2	有時	139	 38.8%
3	經常	36	 10.1%
9999	未填	2	

*Warning: these figures indicate the number of cases found in the data file. They cannot be interpreted as summary statistics of the population of interest.*

# **q17\_1:** 二.(四)閱讀經驗:1.教科書

<b>Information</b>	[Type= discrete] [Format=numeric] [Range= 0-3] [Missing=*/9999]
<b>Statistics [NW/ W]</b>	[Valid=358 /-] [Invalid=2 /-]

Value	Label	Cases	Percentage
0	從不	1	 0.3%

# q17_1: 二.(四)閱讀經驗:1.教科書			
Value	Label	Cases	Percentage
1	很少	43	<div><div></div></div> 12.0%
2	有時	158	<div><div></div></div> 44.1%
3	經常	156	<div><div></div></div> 43.6%
9999	未填	2	
Warning: these figures indicate the number of cases found in the data file. They cannot be interpreted as summary statistics of the population of interest.			
# q17_2: 二.(四)閱讀經驗:2.文學類書籍(中外經典、小說、傳記等)			
Information	[Type= discrete] [Format=numeric] [Range= 0-3] [Missing=*/9999]		
Statistics [NW/ W]	[Valid=358 /-] [Invalid=2 /-]		
Value	Label	Cases	Percentage
0	從不	21	<div><div></div></div> 5.9%
1	很少	123	<div><div></div></div> 34.4%
2	有時	135	<div><div></div></div> 37.7%
3	經常	79	<div><div></div></div> 22.1%
9999	未填	2	
Warning: these figures indicate the number of cases found in the data file. They cannot be interpreted as summary statistics of the population of interest.			
# q17_3: 二.(四)閱讀經驗:3.知識類書籍(科普、管理、藝術等)			
Information	[Type= discrete] [Format=numeric] [Range= 0-3] [Missing=*/9999]		
Statistics [NW/ W]	[Valid=357 /-] [Invalid=3 /-]		
Value	Label	Cases	Percentage
0	從不	22	<div><div></div></div> 6.2%
1	很少	140	<div><div></div></div> 39.2%
2	有時	162	<div><div></div></div> 45.4%
3	經常	33	<div><div></div></div> 9.2%
9999	未填	3	
Warning: these figures indicate the number of cases found in the data file. They cannot be interpreted as summary statistics of the population of interest.			
# q17_4: 二.(四)閱讀經驗:4.電子書			
Information	[Type= discrete] [Format=numeric] [Range= 0-3] [Missing=*/9999]		
Statistics [NW/ W]	[Valid=359 /-] [Invalid=1 /-]		
Value	Label	Cases	Percentage
0	從不	80	<div><div></div></div> 22.3%
1	很少	154	<div><div></div></div> 42.9%
2	有時	92	<div><div></div></div> 25.6%
3	經常	33	<div><div></div></div> 9.2%
9999	未填	1	
Warning: these figures indicate the number of cases found in the data file. They cannot be interpreted as summary statistics of the population of interest.			
# q17_5: 二.(四)閱讀經驗:5.紙本報紙			
Information	[Type= discrete] [Format=numeric] [Range= 0-3] [Missing=*/9999]		
Statistics [NW/ W]	[Valid=359 /-] [Invalid=1 /-]		
Value	Label	Cases	Percentage
0	從不	22	<div><div></div></div> 6.1%
1	很少	135	<div><div></div></div> 37.6%
2	有時	162	<div><div></div></div> 45.1%

# q17_5: 二.(四)閱讀經驗:5. 紙本報紙			
Value	Label	Cases	Percentage
3	經常	40	<div><div></div></div> 11.1%
9999	未填	1	
Warning: these figures indicate the number of cases found in the data file. They cannot be interpreted as summary statistics of the population of interest.			
# q17_6: 二.(四)閱讀經驗:6. 網路新聞			
Information	[Type= discrete] [Format=numeric] [Range= 0-3] [Missing=*/9999]		
Statistics [NW/ W]	[Valid=359 /-] [Invalid=1 /-]		
Value	Label	Cases	Percentage
0	從不	6	<div><div></div></div> 1.7%
1	很少	63	<div><div></div></div> 17.5%
2	有時	159	<div><div></div></div> 44.3%
3	經常	131	<div><div></div></div> 36.5%
9999	未填	1	
Warning: these figures indicate the number of cases found in the data file. They cannot be interpreted as summary statistics of the population of interest.			
# q17_7: 二.(四)閱讀經驗:7. 紙本雜誌			
Information	[Type= discrete] [Format=numeric] [Range= 0-3] [Missing=*/9999]		
Statistics [NW/ W]	[Valid=358 /-] [Invalid=2 /-]		
Value	Label	Cases	Percentage
0	從不	27	<div><div></div></div> 7.5%
1	很少	140	<div><div></div></div> 39.1%
2	有時	160	<div><div></div></div> 44.7%
3	經常	31	<div><div></div></div> 8.7%
9999	未填	2	
Warning: these figures indicate the number of cases found in the data file. They cannot be interpreted as summary statistics of the population of interest.			
# q17_8: 二.(四)閱讀經驗:8. 電子雜誌			
Information	[Type= discrete] [Format=numeric] [Range= 0-3] [Missing=*/9999]		
Statistics [NW/ W]	[Valid=359 /-] [Invalid=1 /-]		
Value	Label	Cases	Percentage
0	從不	93	<div><div></div></div> 25.9%
1	很少	158	<div><div></div></div> 44.0%
2	有時	93	<div><div></div></div> 25.9%
3	經常	15	<div><div></div></div> 4.2%
9999	未填	1	
Warning: these figures indicate the number of cases found in the data file. They cannot be interpreted as summary statistics of the population of interest.			
# q17_9: 二.(四)閱讀經驗:9. 紙本期刊			
Information	[Type= discrete] [Format=numeric] [Range= 0-3] [Missing=*/9999]		
Statistics [NW/ W]	[Valid=359 /-] [Invalid=1 /-]		
Value	Label	Cases	Percentage
0	從不	68	<div><div></div></div> 18.9%
1	很少	165	<div><div></div></div> 46.0%
2	有時	107	<div><div></div></div> 29.8%
3	經常	19	<div><div></div></div> 5.3%
9999	未填	1	



















# q17_9: 二.(四)閱讀經驗:9.紙本期刊			
Warning: these figures indicate the number of cases found in the data file. They cannot be interpreted as summary statistics of the population of interest.			
# q17_10: 二.(四)閱讀經驗:10.電子期刊			
Information	[Type= discrete] [Format=numeric] [Range= 0-3] [Missing=*/9999]		
Statistics [NW/ W]	[Valid=358 /-] [Invalid=2 /-]		
Value	Label	Cases	Percentage
0	從不	95	<div><div></div></div> 26.5%
1	很少	180	<div><div></div></div> 50.3%
2	有時	68	<div><div></div></div> 19.0%
3	經常	15	<div><div></div></div> 4.2%
9999	未填	2	
Warning: these figures indicate the number of cases found in the data file. They cannot be interpreted as summary statistics of the population of interest.			
# q17_11: 二.(四)閱讀經驗:11.紙本漫畫			
Information	[Type= discrete] [Format=numeric] [Range= 0-3] [Missing=*/9999]		
Statistics [NW/ W]	[Valid=359 /-] [Invalid=1 /-]		
Value	Label	Cases	Percentage
0	從不	79	<div><div></div></div> 22.0%
1	很少	144	<div><div></div></div> 40.1%
2	有時	82	<div><div></div></div> 22.8%
3	經常	54	<div><div></div></div> 15.0%
9999	未填	1	
Warning: these figures indicate the number of cases found in the data file. They cannot be interpreted as summary statistics of the population of interest.			
# q17_12: 二.(四)閱讀經驗:12.電子漫畫			
Information	[Type= discrete] [Format=numeric] [Range= 0-3] [Missing=*/9999]		
Statistics [NW/ W]	[Valid=359 /-] [Invalid=1 /-]		
Value	Label	Cases	Percentage
0	從不	72	<div><div></div></div> 20.1%
1	很少	110	<div><div></div></div> 30.6%
2	有時	90	<div><div></div></div> 25.1%
3	經常	87	<div><div></div></div> 24.2%
9999	未填	1	
Warning: these figures indicate the number of cases found in the data file. They cannot be interpreted as summary statistics of the population of interest.			
# q17_13: 二.(四)閱讀經驗:13.網路小說			
Information	[Type= discrete] [Format=numeric] [Range= 0-3] [Missing=*/9999]		
Statistics [NW/ W]	[Valid=359 /-] [Invalid=1 /-]		
Value	Label	Cases	Percentage
0	從不	112	<div><div></div></div> 31.2%
1	很少	121	<div><div></div></div> 33.7%
2	有時	87	<div><div></div></div> 24.2%
3	經常	39	<div><div></div></div> 10.9%
9999	未填	1	
Warning: these figures indicate the number of cases found in the data file. They cannot be interpreted as summary statistics of the population of interest.			
# q17_14: 二.(四)閱讀經驗:14.部落格			
Information	[Type= discrete] [Format=numeric] [Range= 0-3] [Missing=*/9999]		

# q17_14: 二.(四)閱讀經驗:14. 部落格			
Statistics [NW/ W]		[Valid=359 /-] [Invalid=1 /-]	
Value	Label	Cases	Percentage
0	從不	50	<div><div></div></div> 13.9%
1	很少	141	<div><div></div></div> 39.3%
2	有時	118	<div><div></div></div> 32.9%
3	經常	50	<div><div></div></div> 13.9%
9999	未填	1	
Warning: these figures indicate the number of cases found in the data file. They cannot be interpreted as summary statistics of the population of interest.			
# q17_15: 二.(四)閱讀經驗:15. 社群網站			
Information		[Type= discrete] [Format=numeric] [Range= 0-3] [Missing=*/9999]	
Statistics [NW/ W]		[Valid=359 /-] [Invalid=1 /-]	
Value	Label	Cases	Percentage
0	從不	17	<div><div></div></div> 4.7%
1	很少	39	<div><div></div></div> 10.9%
2	有時	107	<div><div></div></div> 29.8%
3	經常	196	<div><div></div></div> 54.6%
9999	未填	1	
Warning: these figures indicate the number of cases found in the data file. They cannot be interpreted as summary statistics of the population of interest.			
# q17_16: 二.(四)閱讀經驗:16. 論壇			
Information		[Type= discrete] [Format=numeric] [Range= 0-3] [Missing=*/9999]	
Statistics [NW/ W]		[Valid=359 /-] [Invalid=1 /-]	
Value	Label	Cases	Percentage
0	從不	41	<div><div></div></div> 11.4%
1	很少	130	<div><div></div></div> 36.2%
2	有時	114	<div><div></div></div> 31.8%
3	經常	74	<div><div></div></div> 20.6%
9999	未填	1	
Warning: these figures indicate the number of cases found in the data file. They cannot be interpreted as summary statistics of the population of interest.			
# q17_17: 二.(四)閱讀經驗:17. BBS			
Information		[Type= discrete] [Format=numeric] [Range= 0-3] [Missing=*/9999]	
Statistics [NW/ W]		[Valid=359 /-] [Invalid=1 /-]	
Value	Label	Cases	Percentage
0	從不	29	<div><div></div></div> 8.1%
1	很少	98	<div><div></div></div> 27.3%
2	有時	106	<div><div></div></div> 29.5%
3	經常	126	<div><div></div></div> 35.1%
9999	未填	1	
Warning: these figures indicate the number of cases found in the data file. They cannot be interpreted as summary statistics of the population of interest.			
# q18_1: 二.(五)寫作經驗:1. 利用字典或辭典尋找合適的解釋			
Information		[Type= discrete] [Format=numeric] [Range= 0-3] [Missing=*/9999]	
Statistics [NW/ W]		[Valid=359 /-] [Invalid=1 /-]	
Value	Label	Cases	Percentage
0	從不	23	<div><div></div></div> 6.4%

# q18_1: 二.(五)寫作經驗:1.利用字典或辭典尋找合適的解釋			
Value	Label	Cases	Percentage
1	很少	127	<div><div></div></div> 35.4%
2	有時	135	<div><div></div></div> 37.6%
3	經常	74	<div><div></div></div> 20.6%
9999	未填	1	
Warning: these figures indicate the number of cases found in the data file. They cannot be interpreted as summary statistics of the population of interest.			
# q18_2: 二.(五)寫作經驗:2.寫作的時候思考文法、句子結構、選擇詞語和概念的先後順序			
Information	[Type= discrete] [Format=numeric] [Range= 0-3] [Missing=*/9999]		
Statistics [NW/ W]	[Valid=359 /-] [Invalid=1 /-]		
Value	Label	Cases	Percentage
0	從不	14	<div><div></div></div> 3.9%
1	很少	79	<div><div></div></div> 22.0%
2	有時	162	<div><div></div></div> 45.1%
3	經常	104	<div><div></div></div> 29.0%
9999	未填	1	
Warning: these figures indicate the number of cases found in the data file. They cannot be interpreted as summary statistics of the population of interest.			
# q18_3: 二.(五)寫作經驗:3.詢問別人你寫的東西，是否能清楚地表達			
Information	[Type= discrete] [Format=numeric] [Range= 0-3] [Missing=*/9999]		
Statistics [NW/ W]	[Valid=359 /-] [Invalid=1 /-]		
Value	Label	Cases	Percentage
0	從不	30	<div><div></div></div> 8.4%
1	很少	103	<div><div></div></div> 28.7%
2	有時	174	<div><div></div></div> 48.5%
3	經常	52	<div><div></div></div> 14.5%
9999	未填	1	
Warning: these figures indicate the number of cases found in the data file. They cannot be interpreted as summary statistics of the population of interest.			
# q18_4: 二.(五)寫作經驗:4.談論到關於寫作文體、文法等等的書			
Information	[Type= discrete] [Format=numeric] [Range= 0-3] [Missing=*/9999]		
Statistics [NW/ W]	[Valid=359 /-] [Invalid=1 /-]		
Value	Label	Cases	Percentage
0	從不	75	<div><div></div></div> 20.9%
1	很少	172	<div><div></div></div> 47.9%
2	有時	90	<div><div></div></div> 25.1%
3	經常	22	<div><div></div></div> 6.1%
9999	未填	1	
Warning: these figures indicate the number of cases found in the data file. They cannot be interpreted as summary statistics of the population of interest.			
# q18_5: 二.(五)寫作經驗:5.不斷修改報告或寫作			
Information	[Type= discrete] [Format=numeric] [Range= 0-3] [Missing=*/9999]		
Statistics [NW/ W]	[Valid=359 /-] [Invalid=1 /-]		
Value	Label	Cases	Percentage
0	從不	35	<div><div></div></div> 9.7%
1	很少	113	<div><div></div></div> 31.5%
2	有時	157	<div><div></div></div> 43.7%

# q18_5: 二.(五)寫作經驗:5.不斷修改報告或寫作			
Value	Label	Cases	Percentage
3	經常	54	<div></div> 15.0%
9999	未填	1	
Warning: these figures indicate the number of cases found in the data file. They cannot be interpreted as summary statistics of the population of interest.			
# q18_6: 二.(五)寫作經驗:6.詢問教授給予寫作上的建議和幫助			
Information	[Type= discrete] [Format=numeric] [Range= 0-3] [Missing=*/9999]		
Statistics [NW/ W]	[Valid=359 /-] [Invalid=1 /-]		
Value	Label	Cases	Percentage
0	從不	74	<div></div> 20.6%
1	很少	140	<div></div> 39.0%
2	有時	116	<div></div> 32.3%
3	經常	29	<div></div> 8.1%
9999	未填	1	
Warning: these figures indicate the number of cases found in the data file. They cannot be interpreted as summary statistics of the population of interest.			
# q18_7: 二.(五)寫作經驗:7.準備課堂上的報告			
Information	[Type= discrete] [Format=numeric] [Range= 0-3] [Missing=*/9999]		
Statistics [NW/ W]	[Valid=359 /-] [Invalid=1 /-]		
Value	Label	Cases	Percentage
0	從不	19	<div></div> 5.3%
1	很少	83	<div></div> 23.1%
2	有時	181	<div></div> 50.4%
3	經常	76	<div></div> 21.2%
9999	未填	1	
Warning: these figures indicate the number of cases found in the data file. They cannot be interpreted as summary statistics of the population of interest.			
# q19_1: 二.(六)與教授互動經驗:1.和教授談及關於你修課的情況(成績、補修、功課等等)			
Information	[Type= discrete] [Format=numeric] [Range= 0-3] [Missing=*/9999]		
Statistics [NW/ W]	[Valid=357 /-] [Invalid=3 /-]		
Value	Label	Cases	Percentage
0	從不	84	<div></div> 23.5%
1	很少	173	<div></div> 48.5%
2	有時	83	<div></div> 23.2%
3	經常	17	<div></div> 4.8%
9999	未填	3	
Warning: these figures indicate the number of cases found in the data file. They cannot be interpreted as summary statistics of the population of interest.			
# q19_2: 二.(六)與教授互動經驗:2.和教授討論學術計畫或課程選擇			
Information	[Type= discrete] [Format=numeric] [Range= 0-3] [Missing=*/9999]		
Statistics [NW/ W]	[Valid=357 /-] [Invalid=3 /-]		
Value	Label	Cases	Percentage
0	從不	106	<div></div> 29.7%
1	很少	168	<div></div> 47.1%
2	有時	62	<div></div> 17.4%
3	經常	21	<div></div> 5.9%
9999	未填	3	

# q19_2: 二.(六)與教授互動經驗:2.和教授討論學術計畫或課程選擇			
Warning: these figures indicate the number of cases found in the data file. They cannot be interpreted as summary statistics of the population of interest.			
# q19_3: 二.(六)與教授互動經驗:3.和教授討論學期研究報告或其他課程計畫			
Information	[Type= discrete] [Format=numeric] [Range= 0-3] [Missing=*/9999]		
Statistics [NW/ W]	[Valid=356 /-] [Invalid=4 /-]		
Value	Label	Cases	Percentage
0	從不	113	<div><div></div></div> 31.7%
1	很少	168	<div><div></div></div> 47.2%
2	有時	60	<div><div></div></div> 16.9%
3	經常	15	<div><div></div></div> 4.2%
9999	未填	4	
Warning: these figures indicate the number of cases found in the data file. They cannot be interpreted as summary statistics of the population of interest.			
# q19_4: 二.(六)與教授互動經驗:4.和教授討論生涯規劃和未來目標			
Information	[Type= discrete] [Format=numeric] [Range= 0-3] [Missing=*/9999]		
Statistics [NW/ W]	[Valid=356 /-] [Invalid=4 /-]		
Value	Label	Cases	Percentage
0	從不	118	<div><div></div></div> 33.1%
1	很少	164	<div><div></div></div> 46.1%
2	有時	55	<div><div></div></div> 15.4%
3	經常	19	<div><div></div></div> 5.3%
9999	未填	4	
Warning: these figures indicate the number of cases found in the data file. They cannot be interpreted as summary statistics of the population of interest.			
# q19_5: 二.(六)與教授互動經驗:5.由於教授的回饋讓自己更加努力			
Information	[Type= discrete] [Format=numeric] [Range= 0-3] [Missing=*/9999]		
Statistics [NW/ W]	[Valid=357 /-] [Invalid=3 /-]		
Value	Label	Cases	Percentage
0	從不	85	<div><div></div></div> 23.8%
1	很少	130	<div><div></div></div> 36.4%
2	有時	105	<div><div></div></div> 29.4%
3	經常	37	<div><div></div></div> 10.4%
9999	未填	3	
Warning: these figures indicate the number of cases found in the data file. They cannot be interpreted as summary statistics of the population of interest.			
# q19_6: 二.(六)與教授互動經驗:6.在課堂以外的時間與教授互動(吃飯等等)			
Information	[Type= discrete] [Format=numeric] [Range= 0-3] [Missing=*/9999]		
Statistics [NW/ W]	[Valid=356 /-] [Invalid=4 /-]		
Value	Label	Cases	Percentage
0	從不	115	<div><div></div></div> 32.3%
1	很少	181	<div><div></div></div> 50.8%
2	有時	50	<div><div></div></div> 14.0%
3	經常	10	<div><div></div></div> 2.8%
9999	未填	4	
Warning: these figures indicate the number of cases found in the data file. They cannot be interpreted as summary statistics of the population of interest.			
# q19_7: 二.(六)與教授互動經驗:7.在課堂以外的時間與同學、教授參與討論			
Information	[Type= discrete] [Format=numeric] [Range= 0-3] [Missing=*/9999]		

# q19_7: 二.(六)與教授互動經驗:7. 在課堂以外的時間與同學、教授參與討論			
Statistics [NW/ W]		[Valid=357 /-] [Invalid=3 /-]	
Value	Label	Cases	Percentage
0	從不	65	 18.2%
1	很少	156	 43.7%
2	有時	108	 30.3%
3	經常	28	 7.8%
9999	未填	3	
Warning: these figures indicate the number of cases found in the data file. They cannot be interpreted as summary statistics of the population of interest.			
# q19_8: 二.(六)與教授互動經驗:8. 向教授詢問關於學術發表上的意見和評論			
Information		[Type= discrete] [Format=numeric] [Range= 0-3] [Missing=*/9999]	
Statistics [NW/ W]		[Valid=357 /-] [Invalid=3 /-]	
Value	Label	Cases	Percentage
0	從不	130	 36.4%
1	很少	148	 41.5%
2	有時	67	 18.8%
3	經常	12	 3.4%
9999	未填	3	
Warning: these figures indicate the number of cases found in the data file. They cannot be interpreted as summary statistics of the population of interest.			
# q19_9: 二.(六)與教授互動經驗:9. 冀望達到教授的期望和標準而更加的努力			
Information		[Type= discrete] [Format=numeric] [Range= 0-3] [Missing=*/9999]	
Statistics [NW/ W]		[Valid=355 /-] [Invalid=5 /-]	
Value	Label	Cases	Percentage
0	從不	92	 25.9%
1	很少	128	 36.1%
2	有時	101	 28.5%
3	經常	34	 9.6%
9999	未填	5	
Warning: these figures indicate the number of cases found in the data file. They cannot be interpreted as summary statistics of the population of interest.			
# q19_10: 二.(六)與教授互動經驗:10. 與教授一起從事學術研究計畫			
Information		[Type= discrete] [Format=numeric] [Range= 0-3] [Missing=*/9999]	
Statistics [NW/ W]		[Valid=357 /-] [Invalid=3 /-]	
Value	Label	Cases	Percentage
0	從不	173	 48.5%
1	很少	137	 38.4%
2	有時	41	 11.5%
3	經常	6	 1.7%
9999	未填	3	
Warning: these figures indicate the number of cases found in the data file. They cannot be interpreted as summary statistics of the population of interest.			
# q20_1: 二.(七)藝術、音樂、戲劇相關經驗:1. 和同學、朋友或家人聊及藝術(包括繪畫、雕塑、畫家等)或戲劇(演奏、歌舞劇、舞蹈等)			
Information		[Type= discrete] [Format=numeric] [Range= 0-3] [Missing=*/9999]	
Statistics [NW/ W]		[Valid=357 /-] [Invalid=3 /-]	

# **q20\_1:** 二.(七)藝術、音樂、戲劇相關經驗:1.和同學、朋友或家人聊及藝術(包括繪畫、雕塑、畫家等)或戲劇(演奏、歌舞劇、舞蹈等)

Value	Label	Cases	Percentage
0	從不	33	<div><div></div></div> 9.2%
1	很少	122	<div><div></div></div> 34.2%
2	有時	148	<div><div></div></div> 41.5%
3	經常	54	<div><div></div></div> 15.1%
9999	未填	3	

*Warning: these figures indicate the number of cases found in the data file. They cannot be interpreted as summary statistics of the population of interest.*

# **q20\_2:** 二.(七)藝術、音樂、戲劇相關經驗:2.出席校內外藝術展示會、畫廊、演奏會、舞蹈表演或戲劇表演

<b>Information</b>	[Type= discrete] [Format=numeric] [Range= 0-3] [Missing=*/9999]
<b>Statistics [NW/ W]</b>	[Valid=356 /-] [Invalid=4 /-]

Value	Label	Cases	Percentage
0	從不	25	<div><div></div></div> 7.0%
1	很少	144	<div><div></div></div> 40.4%
2	有時	153	<div><div></div></div> 43.0%
3	經常	34	<div><div></div></div> 9.6%
9999	未填	4	

*Warning: these figures indicate the number of cases found in the data file. They cannot be interpreted as summary statistics of the population of interest.*

# **q20\_3:** 二.(七)藝術、音樂、戲劇相關經驗:3.參加校內外藝術活動(繪畫、陶器、紡織、素描等)、或戲劇演出(演戲、舞蹈、舞台布景等)

<b>Information</b>	[Type= discrete] [Format=numeric] [Range= 0-3] [Missing=*/9999]
<b>Statistics [NW/ W]</b>	[Valid=355 /-] [Invalid=5 /-]

Value	Label	Cases	Percentage
0	從不	53	<div><div></div></div> 14.9%
1	很少	161	<div><div></div></div> 45.4%
2	有時	116	<div><div></div></div> 32.7%
3	經常	25	<div><div></div></div> 7.0%
9999	未填	5	

*Warning: these figures indicate the number of cases found in the data file. They cannot be interpreted as summary statistics of the population of interest.*

# **q20\_4:** 二.(七)藝術、音樂、戲劇相關經驗:4.和同學、朋友或家人聊及音樂或音樂家(古典、流行等等)

<b>Information</b>	[Type= discrete] [Format=numeric] [Range= 0-3] [Missing=*/9999]
<b>Statistics [NW/ W]</b>	[Valid=357 /-] [Invalid=3 /-]

Value	Label	Cases	Percentage
0	從不	30	<div><div></div></div> 8.4%
1	很少	126	<div><div></div></div> 35.3%
2	有時	143	<div><div></div></div> 40.1%
3	經常	58	<div><div></div></div> 16.2%
9999	未填	3	

*Warning: these figures indicate the number of cases found in the data file. They cannot be interpreted as summary statistics of the population of interest.*

# **q20\_5:** 二.(七)藝術、音樂、戲劇相關經驗:5.出席校內外演奏會或音樂會

<b>Information</b>	[Type= discrete] [Format=numeric] [Range= 0-3] [Missing=*/9999]
<b>Statistics [NW/ W]</b>	[Valid=357 /-] [Invalid=3 /-]

# q20_5: 二.(七)藝術、音樂、戲劇相關經驗:5.出席校內外演奏會或音樂會			
Value	Label	Cases	Percentage
0	從不	40	<div><div></div></div> 11.2%
1	很少	168	<div><div></div></div> 47.1%
2	有時	124	<div><div></div></div> 34.7%
3	經常	25	<div><div></div></div> 7.0%
9999	未填	3	
Warning: these figures indicate the number of cases found in the data file. They cannot be interpreted as summary statistics of the population of interest.			
# q20_6: 二.(七)藝術、音樂、戲劇相關經驗:6.參加校內外音樂活動(管弦樂團、合唱團、舞蹈等等)			
Information	[Type= discrete] [Format=numeric] [Range= 0-3] [Missing=*/9999]		
Statistics [NW/ W]	[Valid=357 /-] [Invalid=3 /-]		
Value	Label	Cases	Percentage
0	從不	62	<div><div></div></div> 17.4%
1	很少	167	<div><div></div></div> 46.8%
2	有時	100	<div><div></div></div> 28.0%
3	經常	28	<div><div></div></div> 7.8%
9999	未填	3	
Warning: these figures indicate the number of cases found in the data file. They cannot be interpreted as summary statistics of the population of interest.			
# q20_7: 二.(七)藝術、音樂、戲劇相關經驗:7.閱讀或討論藝術的評價或音樂、戲劇的評論			
Information	[Type= discrete] [Format=numeric] [Range= 0-3] [Missing=*/9999]		
Statistics [NW/ W]	[Valid=357 /-] [Invalid=3 /-]		
Value	Label	Cases	Percentage
0	從不	51	<div><div></div></div> 14.3%
1	很少	156	<div><div></div></div> 43.7%
2	有時	116	<div><div></div></div> 32.5%
3	經常	34	<div><div></div></div> 9.5%
9999	未填	3	
Warning: these figures indicate the number of cases found in the data file. They cannot be interpreted as summary statistics of the population of interest.			
# q21_1: 二.(八)校園設備使用相關經驗:1.利用校園空間放鬆或研究			
Information	[Type= discrete] [Format=numeric] [Range= 0-3] [Missing=*/9999]		
Statistics [NW/ W]	[Valid=354 /-] [Invalid=6 /-]		
Value	Label	Cases	Percentage
0	從不	13	<div><div></div></div> 3.7%
1	很少	77	<div><div></div></div> 21.8%
2	有時	180	<div><div></div></div> 50.8%
3	經常	84	<div><div></div></div> 23.7%
9999	未填	6	
Warning: these figures indicate the number of cases found in the data file. They cannot be interpreted as summary statistics of the population of interest.			



# q21_2: 二.(八)校園設備使用相關經驗:2.與同學相約在校園討論			
Information	[Type= discrete] [Format=numeric] [Range= 0-3] [Missing=*/9999]		
Statistics [NW/ W]	[Valid=355 /-] [Invalid=5 /-]		
Value	Label	Cases	Percentage
0	從不	14	<div><div></div></div> 3.9%
1	很少	84	<div><div></div></div> 23.7%
2	有時	178	<div><div></div></div> 50.1%
3	經常	79	<div><div></div></div> 22.3%
9999	未填	5	
Warning: these figures indicate the number of cases found in the data file. They cannot be interpreted as summary statistics of the population of interest.			
# q21_3: 二.(八)校園設備使用相關經驗:3.在校園或其他校園場所參加文化性或社交性的活動			
Information	[Type= discrete] [Format=numeric] [Range= 0-3] [Missing=*/9999]		
Statistics [NW/ W]	[Valid=356 /-] [Invalid=4 /-]		
Value	Label	Cases	Percentage
0	從不	19	<div><div></div></div> 5.3%
1	很少	145	<div><div></div></div> 40.7%
2	有時	147	<div><div></div></div> 41.3%
3	經常	45	<div><div></div></div> 12.6%
9999	未填	4	
Warning: these figures indicate the number of cases found in the data file. They cannot be interpreted as summary statistics of the population of interest.			
# q21_4: 二.(八)校園設備使用相關經驗:4.參加演講或座談會			
Information	[Type= discrete] [Format=numeric] [Range= 0-3] [Missing=*/9999]		
Statistics [NW/ W]	[Valid=356 /-] [Invalid=4 /-]		
Value	Label	Cases	Percentage
0	從不	18	<div><div></div></div> 5.1%
1	很少	167	<div><div></div></div> 46.9%
2	有時	146	<div><div></div></div> 41.0%
3	經常	25	<div><div></div></div> 7.0%
9999	未填	4	
Warning: these figures indicate the number of cases found in the data file. They cannot be interpreted as summary statistics of the population of interest.			
# q21_5: 二.(八)校園設備使用相關經驗:5.利用校園研究室增進閱讀或是學術技能(閱讀、寫作等等)			
Information	[Type= discrete] [Format=numeric] [Range= 0-3] [Missing=*/9999]		
Statistics [NW/ W]	[Valid=356 /-] [Invalid=4 /-]		
Value	Label	Cases	Percentage
0	從不	63	<div><div></div></div> 17.7%
1	很少	156	<div><div></div></div> 43.8%
2	有時	122	<div><div></div></div> 34.3%
3	經常	15	<div><div></div></div> 4.2%
9999	未填	4	
Warning: these figures indicate the number of cases found in the data file. They cannot be interpreted as summary statistics of the population of interest.			
# q21_6: 二.(八)校園設備使用相關經驗:6.利用校園休閒設備(水塘、健身器材、庭院等)			
Information	[Type= discrete] [Format=numeric] [Range= 0-3] [Missing=*/9999]		
Statistics [NW/ W]	[Valid=356 /-] [Invalid=4 /-]		

# q21_6: 二.(八)校園設備使用相關經驗:6.利用校園休閒設備(水塘、健身器材、庭院等)			
Value	Label	Cases	Percentage
0	從不	15	<div><div></div></div> 4.2%
1	很少	106	<div><div></div></div> 29.8%
2	有時	166	<div><div></div></div> 46.6%
3	經常	69	<div><div></div></div> 19.4%
9999	未填	4	
Warning: these figures indicate the number of cases found in the data file. They cannot be interpreted as summary statistics of the population of interest.			
# q21_7: 二.(八)校園設備使用相關經驗:7.參與團體活動(校內、社團、跨校等等)			
Information	[Type= discrete] [Format=numeric] [Range= 0-3] [Missing=*/9999]		
Statistics [NW/ W]	[Valid=355 /-] [Invalid=5 /-]		
Value	Label	Cases	Percentage
0	從不	19	<div><div></div></div> 5.4%
1	很少	92	<div><div></div></div> 25.9%
2	有時	145	<div><div></div></div> 40.8%
3	經常	99	<div><div></div></div> 27.9%
9999	未填	5	
Warning: these figures indicate the number of cases found in the data file. They cannot be interpreted as summary statistics of the population of interest.			
# q21_8: 二.(八)校園設備使用相關經驗:8.依照計畫規律地運動或進行一些娛樂體育活動			
Information	[Type= discrete] [Format=numeric] [Range= 0-3] [Missing=*/9999]		
Statistics [NW/ W]	[Valid=356 /-] [Invalid=4 /-]		
Value	Label	Cases	Percentage
0	從不	18	<div><div></div></div> 5.1%
1	很少	85	<div><div></div></div> 23.9%
2	有時	183	<div><div></div></div> 51.4%
3	經常	70	<div><div></div></div> 19.7%
9999	未填	4	
Warning: these figures indicate the number of cases found in the data file. They cannot be interpreted as summary statistics of the population of interest.			
# q22_1: 二.(九)社團或組織相關經驗:1.參加學生社團會議、組織或學生自治組織			
Information	[Type= discrete] [Format=numeric] [Range= 0-3] [Missing=*/9999]		
Statistics [NW/ W]	[Valid=354 /-] [Invalid=6 /-]		
Value	Label	Cases	Percentage
0	從不	113	<div><div></div></div> 31.9%
1	很少	128	<div><div></div></div> 36.2%
2	有時	72	<div><div></div></div> 20.3%
3	經常	41	<div><div></div></div> 11.6%
9999	未填	6	
Warning: these figures indicate the number of cases found in the data file. They cannot be interpreted as summary statistics of the population of interest.			
# q22_2: 二.(九)社團或組織相關經驗:2.從事校內委員會、學生組織或計畫(民間團體、學生自治、特殊事件等)			
Information	[Type= discrete] [Format=numeric] [Range= 0-3] [Missing=*/9999]		
Statistics [NW/ W]	[Valid=354 /-] [Invalid=6 /-]		
Value	Label	Cases	Percentage
0	從不	153	<div><div></div></div> 43.2%
1	很少	128	<div><div></div></div> 36.2%

# q22_2: 二.(九)社團或組織相關經驗:2.從事校內委員會、學生組織或計畫(民間團體、學生自治、特殊事件等)			
Value	Label	Cases	Percentage
2	有時	56	<div></div> 15.8%
3	經常	17	<div></div> 4.8%
9999	未填	6	
Warning: these figures indicate the number of cases found in the data file. They cannot be interpreted as summary statistics of the population of interest.			
# q22_3: 二.(九)社團或組織相關經驗:3.從事校外委員會、學生組織或計畫(民主團體、教會組織或社區活動等)			
Information	[Type= discrete] [Format=numeric] [Range= 0-3] [Missing=*/9999]		
Statistics [NW/ W]	[Valid=354 /-] [Invalid=6 /-]		
Value	Label	Cases	Percentage
0	從不	176	<div></div> 49.7%
1	很少	114	<div></div> 32.2%
2	有時	47	<div></div> 13.3%
3	經常	17	<div></div> 4.8%
9999	未填	6	
Warning: these figures indicate the number of cases found in the data file. They cannot be interpreted as summary statistics of the population of interest.			
# q22_4: 二.(九)社團或組織相關經驗:4.與教職員或指導教授討論團體或組織的活動			
Information	[Type= discrete] [Format=numeric] [Range= 0-3] [Missing=*/9999]		
Statistics [NW/ W]	[Valid=353 /-] [Invalid=7 /-]		
Value	Label	Cases	Percentage
0	從不	174	<div></div> 49.3%
1	很少	126	<div></div> 35.7%
2	有時	43	<div></div> 12.2%
3	經常	10	<div></div> 2.8%
9999	未填	7	
Warning: these figures indicate the number of cases found in the data file. They cannot be interpreted as summary statistics of the population of interest.			
# q22_5: 二.(九)社團或組織相關經驗:5.在校內外的社團或組織中從事領導管理			
Information	[Type= discrete] [Format=numeric] [Range= 0-3] [Missing=*/9999]		
Statistics [NW/ W]	[Valid=354 /-] [Invalid=6 /-]		
Value	Label	Cases	Percentage
0	從不	126	<div></div> 35.6%
1	很少	121	<div></div> 34.2%
2	有時	81	<div></div> 22.9%
3	經常	26	<div></div> 7.3%
9999	未填	6	
Warning: these figures indicate the number of cases found in the data file. They cannot be interpreted as summary statistics of the population of interest.			
# q23_1: 二.(十)個人發展經驗:1.告訴朋友或家人為何與其他人不合的原因			
Information	[Type= discrete] [Format=numeric] [Range= 0-3] [Missing=*/9999]		
Statistics [NW/ W]	[Valid=354 /-] [Invalid=6 /-]		
Value	Label	Cases	Percentage
0	從不	31	<div></div> 8.8%
1	很少	109	<div></div> 30.8%
2	有時	155	<div></div> 43.8%
3	經常	59	<div></div> 16.7%

# q23_1: 二.(十)個人發展經驗:1.告訴朋友或家人為何與其他人不合的原因			
Value	Label	Cases	Percentage
9999	未填	6	
Warning: these figures indicate the number of cases found in the data file. They cannot be interpreted as summary statistics of the population of interest.			
# q23_2: 二.(十)個人發展經驗:2.向同學、朋友或家人討論為何能跟有些人和睦相處，有些人卻無法			
Information	[Type= discrete] [Format=numeric] [Range= 0-3] [Missing=*/9999]		
Statistics [NW/ W]	[Valid=353 /-] [Invalid=7 /-]		
Value	Label	Cases	Percentage
0	從不	25	<div><div></div></div> 7.1%
1	很少	92	<div><div></div></div> 26.1%
2	有時	166	<div><div></div></div> 47.0%
3	經常	70	<div><div></div></div> 19.8%
9999	未填	7	
Warning: these figures indicate the number of cases found in the data file. They cannot be interpreted as summary statistics of the population of interest.			
# q23_3: 二.(十)個人發展經驗:3.向朋友尋求幫助			
Information	[Type= discrete] [Format=numeric] [Range= 0-3] [Missing=*/9999]		
Statistics [NW/ W]	[Valid=354 /-] [Invalid=6 /-]		
Value	Label	Cases	Percentage
0	從不	8	<div><div></div></div> 2.3%
1	很少	63	<div><div></div></div> 17.8%
2	有時	187	<div><div></div></div> 52.8%
3	經常	96	<div><div></div></div> 27.1%
9999	未填	6	
Warning: these figures indicate the number of cases found in the data file. They cannot be interpreted as summary statistics of the population of interest.			
# q23_4: 二.(十)個人發展經驗:4.閱讀關於個人發展、自我精進、社會發展的文章或書籍			
Information	[Type= discrete] [Format=numeric] [Range= 0-3] [Missing=*/9999]		
Statistics [NW/ W]	[Valid=354 /-] [Invalid=6 /-]		
Value	Label	Cases	Percentage
0	從不	26	<div><div></div></div> 7.3%
1	很少	113	<div><div></div></div> 31.9%
2	有時	160	<div><div></div></div> 45.2%
3	經常	55	<div><div></div></div> 15.5%
9999	未填	6	
Warning: these figures indicate the number of cases found in the data file. They cannot be interpreted as summary statistics of the population of interest.			
# q23_5: 二.(十)個人發展經驗:5.從書中、電影、電視劇相似的情況下尋找角色認同			
Information	[Type= discrete] [Format=numeric] [Range= 0-3] [Missing=*/9999]		
Statistics [NW/ W]	[Valid=354 /-] [Invalid=6 /-]		
Value	Label	Cases	Percentage
0	從不	16	<div><div></div></div> 4.5%
1	很少	80	<div><div></div></div> 22.6%
2	有時	172	<div><div></div></div> 48.6%
3	經常	86	<div><div></div></div> 24.3%
9999	未填	6	
Warning: these figures indicate the number of cases found in the data file. They cannot be interpreted as summary statistics of the population of interest.			

# q23_6: 二.(十)個人發展經驗:6. 做量表測量你的能力、興趣、態度			
Information	[Type= discrete] [Format=numeric] [Range= 0-3] [Missing=*/9999]		
Statistics [NW/ W]	[Valid=354 /-] [Invalid=6 /-]		
Value	Label	Cases	Percentage
0	從不	44	<div><div></div></div> 12.4%
1	很少	138	<div><div></div></div> 39.0%
2	有時	138	<div><div></div></div> 39.0%
3	經常	34	<div><div></div></div> 9.6%
9999	未填	6	
Warning: these figures indicate the number of cases found in the data file. They cannot be interpreted as summary statistics of the population of interest.			
# q23_7: 二.(十)個人發展經驗:7. 向朋友詢問他(她)們眼中的你是怎樣的人			
Information	[Type= discrete] [Format=numeric] [Range= 0-3] [Missing=*/9999]		
Statistics [NW/ W]	[Valid=354 /-] [Invalid=6 /-]		
Value	Label	Cases	Percentage
0	從不	43	<div><div></div></div> 12.1%
1	很少	133	<div><div></div></div> 37.6%
2	有時	141	<div><div></div></div> 39.8%
3	經常	37	<div><div></div></div> 10.5%
9999	未填	6	
Warning: these figures indicate the number of cases found in the data file. They cannot be interpreted as summary statistics of the population of interest.			
# q23_8: 二.(十)個人發展經驗:8. 向老師、輔導員或其他教職人員談論自己的問題			
Information	[Type= discrete] [Format=numeric] [Range= 0-3] [Missing=*/9999]		
Statistics [NW/ W]	[Valid=354 /-] [Invalid=6 /-]		
Value	Label	Cases	Percentage
0	從不	114	<div><div></div></div> 32.2%
1	很少	151	<div><div></div></div> 42.7%
2	有時	74	<div><div></div></div> 20.9%
3	經常	15	<div><div></div></div> 4.2%
9999	未填	6	
Warning: these figures indicate the number of cases found in the data file. They cannot be interpreted as summary statistics of the population of interest.			
# q24_1: 二.(十一)交友情況:1. 和有不同興趣的同學成為親近的朋友			
Information	[Type= discrete] [Format=numeric] [Range= 0-3] [Missing=*/9999]		
Statistics [NW/ W]	[Valid=351 /-] [Invalid=9 /-]		
Value	Label	Cases	Percentage
0	從不	1	<div><div></div></div> 0.3%
1	很少	60	<div><div></div></div> 17.1%
2	有時	208	<div><div></div></div> 59.3%
3	經常	82	<div><div></div></div> 23.4%
9999	未填	9	
Warning: these figures indicate the number of cases found in the data file. They cannot be interpreted as summary statistics of the population of interest.			
# q24_2: 二.(十一)交友情況:2. 和具有不同家庭背景(經濟、社會地位)的同學成為親近的朋友			
Information	[Type= discrete] [Format=numeric] [Range= 0-3] [Missing=*/9999]		
Statistics [NW/ W]	[Valid=350 /-] [Invalid=10 /-]		

# q24_2: 二.(十一)交友情況:2.和具有不同家庭背景(經濟、社會地位)的同學成為親近的朋友			
Value	Label	Cases	Percentage
0	從不	3	<div><div></div></div> 0.9%
1	很少	32	<div><div></div></div> 9.1%
2	有時	190	<div><div></div></div> 54.3%
3	經常	125	<div><div></div></div> 35.7%
9999	未填	10	
Warning: these figures indicate the number of cases found in the data file. They cannot be interpreted as summary statistics of the population of interest.			
# q24_3: 二.(十一)交友情況:3.和不同年紀的同學成為親近的朋友			
Information	[Type= discrete] [Format=numeric] [Range= 0-3] [Missing=*/9999]		
Statistics [NW/ W]	[Valid=351 /-] [Invalid=9 /-]		
Value	Label	Cases	Percentage
0	從不	8	<div><div></div></div> 2.3%
1	很少	106	<div><div></div></div> 30.2%
2	有時	166	<div><div></div></div> 47.3%
3	經常	71	<div><div></div></div> 20.2%
9999	未填	9	
Warning: these figures indicate the number of cases found in the data file. They cannot be interpreted as summary statistics of the population of interest.			
# q24_4: 二.(十一)交友情況:4.和不同族群、種族的同學成為親近的朋友			
Information	[Type= discrete] [Format=numeric] [Range= 0-3] [Missing=*/9999]		
Statistics [NW/ W]	[Valid=351 /-] [Invalid=9 /-]		
Value	Label	Cases	Percentage
0	從不	24	<div><div></div></div> 6.8%
1	很少	148	<div><div></div></div> 42.2%
2	有時	132	<div><div></div></div> 37.6%
3	經常	47	<div><div></div></div> 13.4%
9999	未填	9	
Warning: these figures indicate the number of cases found in the data file. They cannot be interpreted as summary statistics of the population of interest.			
# q24_5: 二.(十一)交友情況:5.和來自不同國家的同學成為親近的朋友			
Information	[Type= discrete] [Format=numeric] [Range= 0-3] [Missing=*/9999]		
Statistics [NW/ W]	[Valid=351 /-] [Invalid=9 /-]		
Value	Label	Cases	Percentage
0	從不	42	<div><div></div></div> 12.0%
1	很少	151	<div><div></div></div> 43.0%
2	有時	122	<div><div></div></div> 34.8%
3	經常	36	<div><div></div></div> 10.3%
9999	未填	9	
Warning: these figures indicate the number of cases found in the data file. They cannot be interpreted as summary statistics of the population of interest.			
# q24_6: 二.(十一)交友情況:6.和與你不同人生觀和價值觀的同學深入交談			
Information	[Type= discrete] [Format=numeric] [Range= 0-3] [Missing=*/9999]		
Statistics [NW/ W]	[Valid=351 /-] [Invalid=9 /-]		
Value	Label	Cases	Percentage
0	從不	20	<div><div></div></div> 5.7%
1	很少	111	<div><div></div></div> 31.6%

# q24_6: 二.(十一)交友情況:6.和與你不同人生觀和價值觀的同學深入交談			
Value	Label	Cases	Percentage
2	有時	161	<div><div></div></div> 45.9%
3	經常	59	<div><div></div></div> 16.8%
9999	未填	9	
Warning: these figures indicate the number of cases found in the data file. They cannot be interpreted as summary statistics of the population of interest.			
# q24_7: 二.(十一)交友情況:7.和與你不同政治立場的同學深入交談			
Information	[Type= discrete] [Format=numeric] [Range= 0-3] [Missing=*/9999]		
Statistics [NW/ W]	[Valid=351 /-] [Invalid=9 /-]		
Value	Label	Cases	Percentage
0	從不	53	<div><div></div></div> 15.1%
1	很少	112	<div><div></div></div> 31.9%
2	有時	132	<div><div></div></div> 37.6%
3	經常	54	<div><div></div></div> 15.4%
9999	未填	9	
Warning: these figures indicate the number of cases found in the data file. They cannot be interpreted as summary statistics of the population of interest.			
# q24_8: 二.(十一)交友情況:8.和與你不同信仰的同學深入交談			
Information	[Type= discrete] [Format=numeric] [Range= 0-3] [Missing=*/9999]		
Statistics [NW/ W]	[Valid=351 /-] [Invalid=9 /-]		
Value	Label	Cases	Percentage
0	從不	37	<div><div></div></div> 10.5%
1	很少	111	<div><div></div></div> 31.6%
2	有時	146	<div><div></div></div> 41.6%
3	經常	57	<div><div></div></div> 16.2%
9999	未填	9	
Warning: these figures indicate the number of cases found in the data file. They cannot be interpreted as summary statistics of the population of interest.			
# q24_9: 二.(十一)交友情況:9.和與你不同族群或種族的同學深入交談			
Information	[Type= discrete] [Format=numeric] [Range= 0-3] [Missing=*/9999]		
Statistics [NW/ W]	[Valid=351 /-] [Invalid=9 /-]		
Value	Label	Cases	Percentage
0	從不	41	<div><div></div></div> 11.7%
1	很少	154	<div><div></div></div> 43.9%
2	有時	120	<div><div></div></div> 34.2%
3	經常	36	<div><div></div></div> 10.3%
9999	未填	9	
Warning: these figures indicate the number of cases found in the data file. They cannot be interpreted as summary statistics of the population of interest.			
# q24_10: 二.(十一)交友情況:10.和與你來自不同國家的同學深入交談			
Information	[Type= discrete] [Format=numeric] [Range= 0-3] [Missing=*/9999]		
Statistics [NW/ W]	[Valid=351 /-] [Invalid=9 /-]		
Value	Label	Cases	Percentage
0	從不	52	<div><div></div></div> 14.8%
1	很少	151	<div><div></div></div> 43.0%
2	有時	122	<div><div></div></div> 34.8%
3	經常	26	<div><div></div></div> 7.4%

# q24_10: 二.(十一)交友情況:10.和與你來自不同國家的同學深入交談			
Value	Label	Cases	Percentage
9999	未填	9	
Warning: these figures indicate the number of cases found in the data file. They cannot be interpreted as summary statistics of the population of interest.			
# q25_1: 二.(十二)科學和數學上的經驗:1.背熟公式、定義、科技術語和觀念			
Information	[Type= discrete] [Format=numeric] [Range= 0-3] [Missing=*/9999]		
Statistics [NW/ W]	[Valid=346 /-] [Invalid=14 /-]		
Value	Label	Cases	Percentage
0	從不	10	<div><div></div></div> 2.9%
1	很少	70	<div><div></div></div> 20.2%
2	有時	173	<div><div></div></div> 50.0%
3	經常	93	<div><div></div></div> 26.9%
9999	未填	14	
Warning: these figures indicate the number of cases found in the data file. They cannot be interpreted as summary statistics of the population of interest.			
# q25_2: 二.(十二)科學和數學上的經驗:2.利用數學的專門術語陳述一套關係			
Information	[Type= discrete] [Format=numeric] [Range= 0-3] [Missing=*/9999]		
Statistics [NW/ W]	[Valid=344 /-] [Invalid=16 /-]		
Value	Label	Cases	Percentage
0	從不	24	<div><div></div></div> 7.0%
1	很少	129	<div><div></div></div> 37.5%
2	有時	140	<div><div></div></div> 40.7%
3	經常	51	<div><div></div></div> 14.8%
9999	未填	16	
Warning: these figures indicate the number of cases found in the data file. They cannot be interpreted as summary statistics of the population of interest.			
# q25_3: 二.(十二)科學和數學上的經驗:3.向其他人(同學、同事等)說明你已清楚了解的科學、數學理論、原則或觀念			
Information	[Type= discrete] [Format=numeric] [Range= 0-3] [Missing=*/9999]		
Statistics [NW/ W]	[Valid=346 /-] [Invalid=14 /-]		
Value	Label	Cases	Percentage
0	從不	21	<div><div></div></div> 6.1%
1	很少	120	<div><div></div></div> 34.7%
2	有時	144	<div><div></div></div> 41.6%
3	經常	61	<div><div></div></div> 17.6%
9999	未填	14	
Warning: these figures indicate the number of cases found in the data file. They cannot be interpreted as summary statistics of the population of interest.			
# q25_4: 二.(十二)科學和數學上的經驗:4.閱讀除了課堂指定以外的科學、數學的理論或觀念			
Information	[Type= discrete] [Format=numeric] [Range= 0-3] [Missing=*/9999]		
Statistics [NW/ W]	[Valid=345 /-] [Invalid=15 /-]		
Value	Label	Cases	Percentage
0	從不	51	<div><div></div></div> 14.8%
1	很少	125	<div><div></div></div> 36.2%
2	有時	136	<div><div></div></div> 39.4%
3	經常	33	<div><div></div></div> 9.6%
9999	未填	15	
Warning: these figures indicate the number of cases found in the data file. They cannot be interpreted as summary statistics of the population of interest.			



# q25_5: 二.(十二)科學和數學上的經驗:5.利用科學方法完成一項實驗或企劃			
Information	[Type= discrete] [Format=numeric] [Range= 0-3] [Missing=*/9999]		
Statistics [NW/ W]	[Valid=345 /-] [Invalid=15 /-]		
Value	Label	Cases	Percentage
0	從不	55	<div><div></div></div> 15.9%
1	很少	138	<div><div></div></div> 40.0%
2	有時	121	<div><div></div></div> 35.1%
3	經常	31	<div><div></div></div> 9.0%
9999	未填	15	
Warning: these figures indicate the number of cases found in the data file. They cannot be interpreted as summary statistics of the population of interest.			
# q25_6: 二.(十二)科學和數學上的經驗:6.練習以增進使用實驗室設備的技巧			
Information	[Type= discrete] [Format=numeric] [Range= 0-3] [Missing=*/9999]		
Statistics [NW/ W]	[Valid=344 /-] [Invalid=16 /-]		
Value	Label	Cases	Percentage
0	從不	56	<div><div></div></div> 16.3%
1	很少	156	<div><div></div></div> 45.3%
2	有時	100	<div><div></div></div> 29.1%
3	經常	32	<div><div></div></div> 9.3%
9999	未填	16	
Warning: these figures indicate the number of cases found in the data file. They cannot be interpreted as summary statistics of the population of interest.			
# q25_7: 二.(十二)科學和數學上的經驗:7.向其他人示範如何使用實驗室的設備			
Information	[Type= discrete] [Format=numeric] [Range= 0-3] [Missing=*/9999]		
Statistics [NW/ W]	[Valid=345 /-] [Invalid=15 /-]		
Value	Label	Cases	Percentage
0	從不	89	<div><div></div></div> 25.8%
1	很少	146	<div><div></div></div> 42.3%
2	有時	92	<div><div></div></div> 26.7%
3	經常	18	<div><div></div></div> 5.2%
9999	未填	15	
Warning: these figures indicate the number of cases found in the data file. They cannot be interpreted as summary statistics of the population of interest.			
# q25_8: 二.(十二)科學和數學上的經驗:8.向其他人說明實驗的程序			
Information	[Type= discrete] [Format=numeric] [Range= 0-3] [Missing=*/9999]		
Statistics [NW/ W]	[Valid=346 /-] [Invalid=14 /-]		
Value	Label	Cases	Percentage
0	從不	61	<div><div></div></div> 17.6%
1	很少	156	<div><div></div></div> 45.1%
2	有時	112	<div><div></div></div> 32.4%
3	經常	17	<div><div></div></div> 4.9%
9999	未填	14	
Warning: these figures indicate the number of cases found in the data file. They cannot be interpreted as summary statistics of the population of interest.			
# q25_9: 二.(十二)科學和數學上的經驗:9.比較其他的科學方法從中得到知識和理解			
Information	[Type= discrete] [Format=numeric] [Range= 0-3] [Missing=*/9999]		
Statistics [NW/ W]	[Valid=345 /-] [Invalid=15 /-]		

# q25_9: 二.(十二)科學和數學上的經驗:9.比較其他的科學方法從中得到知識和理解			
Value	Label	Cases	Percentage
0	從不	51	<div><div></div></div> 14.8%
1	很少	132	<div><div></div></div> 38.3%
2	有時	128	<div><div></div></div> 37.1%
3	經常	34	<div><div></div></div> 9.9%
9999	未填	15	
Warning: these figures indicate the number of cases found in the data file. They cannot be interpreted as summary statistics of the population of interest.			
# q25_10: 二.(十二)科學和數學上的經驗:10.向人解釋與科學或環境相關(汙染、資源回收、替代性能源、酸雨)之議題			
Information	[Type= discrete] [Format=numeric] [Range= 0-3] [Missing=*/9999]		
Statistics [NW/ W]	[Valid=345 /-] [Invalid=15 /-]		
Value	Label	Cases	Percentage
0	從不	62	<div><div></div></div> 18.0%
1	很少	128	<div><div></div></div> 37.1%
2	有時	124	<div><div></div></div> 35.9%
3	經常	31	<div><div></div></div> 9.0%
9999	未填	15	
Warning: these figures indicate the number of cases found in the data file. They cannot be interpreted as summary statistics of the population of interest.			
# q26_1: 三.(一)談論話題:1.最近發生的新聞			
Information	[Type= discrete] [Format=numeric] [Range= 0-3] [Missing=*/9999]		
Statistics [NW/ W]	[Valid=346 /-] [Invalid=14 /-]		
Value	Label	Cases	Percentage
0	從不	3	<div><div></div></div> 0.9%
1	很少	47	<div><div></div></div> 13.6%
2	有時	174	<div><div></div></div> 50.3%
3	經常	122	<div><div></div></div> 35.3%
9999	未填	14	
Warning: these figures indicate the number of cases found in the data file. They cannot be interpreted as summary statistics of the population of interest.			
# q26_2: 三.(一)談論話題:2.社會議題, 例如治安、正義、人權、平等、種族關係			
Information	[Type= discrete] [Format=numeric] [Range= 0-3] [Missing=*/9999]		
Statistics [NW/ W]	[Valid=346 /-] [Invalid=14 /-]		
Value	Label	Cases	Percentage
0	從不	18	<div><div></div></div> 5.2%
1	很少	114	<div><div></div></div> 32.9%
2	有時	151	<div><div></div></div> 43.6%
3	經常	63	<div><div></div></div> 18.2%
9999	未填	14	
Warning: these figures indicate the number of cases found in the data file. They cannot be interpreted as summary statistics of the population of interest.			
# q26_3: 三.(一)談論話題:3.不同的生活方式、習慣或宗教			
Information	[Type= discrete] [Format=numeric] [Range= 0-3] [Missing=*/9999]		
Statistics [NW/ W]	[Valid=346 /-] [Invalid=14 /-]		
Value	Label	Cases	Percentage
0	從不	21	<div><div></div></div> 6.1%

# q26_3: 三.(一)談論話題:3.不同的生活方式、習慣或宗教			
Value	Label	Cases	Percentage
1	很少	125	<div><div></div></div> 36.1%
2	有時	146	<div><div></div></div> 42.2%
3	經常	54	<div><div></div></div> 15.6%
9999	未填	14	
Warning: these figures indicate the number of cases found in the data file. They cannot be interpreted as summary statistics of the population of interest.			
# q26_4: 三.(一)談論話題:4.來自其他人的見解,例如作家、哲學家、歷史學家			
Information	[Type= discrete] [Format=numeric] [Range= 0-3] [Missing=*/9999]		
Statistics [NW/ W]	[Valid=345 /-] [Invalid=15 /-]		
Value	Label	Cases	Percentage
0	從不	39	<div><div></div></div> 11.3%
1	很少	150	<div><div></div></div> 43.5%
2	有時	123	<div><div></div></div> 35.7%
3	經常	33	<div><div></div></div> 9.6%
9999	未填	15	
Warning: these figures indicate the number of cases found in the data file. They cannot be interpreted as summary statistics of the population of interest.			
# q26_5: 三.(一)談論話題:5.藝術(繪畫、詩歌、舞蹈、戲劇表演、交響樂、電影等)			
Information	[Type= discrete] [Format=numeric] [Range= 0-3] [Missing=*/9999]		
Statistics [NW/ W]	[Valid=346 /-] [Invalid=14 /-]		
Value	Label	Cases	Percentage
0	從不	24	<div><div></div></div> 6.9%
1	很少	113	<div><div></div></div> 32.7%
2	有時	160	<div><div></div></div> 46.2%
3	經常	49	<div><div></div></div> 14.2%
9999	未填	14	
Warning: these figures indicate the number of cases found in the data file. They cannot be interpreted as summary statistics of the population of interest.			
# q26_6: 三.(一)談論話題:6.科學(理論、實驗、方法等)			
Information	[Type= discrete] [Format=numeric] [Range= 0-3] [Missing=*/9999]		
Statistics [NW/ W]	[Valid=346 /-] [Invalid=14 /-]		
Value	Label	Cases	Percentage
0	從不	20	<div><div></div></div> 5.8%
1	很少	141	<div><div></div></div> 40.8%
2	有時	143	<div><div></div></div> 41.3%
3	經常	42	<div><div></div></div> 12.1%
9999	未填	14	
Warning: these figures indicate the number of cases found in the data file. They cannot be interpreted as summary statistics of the population of interest.			
# q26_7: 三.(一)談論話題:7.電腦或其他科技			
Information	[Type= discrete] [Format=numeric] [Range= 0-3] [Missing=*/9999]		
Statistics [NW/ W]	[Valid=345 /-] [Invalid=15 /-]		
Value	Label	Cases	Percentage
0	從不	5	<div><div></div></div> 1.4%
1	很少	88	<div><div></div></div> 25.5%
2	有時	159	<div><div></div></div> 46.1%





# q26\_7: 三.(一)談論話題:7.電腦或其他科技

Value	Label	Cases	Percentage
3	經常	93	 27.0%
9999	未填	15	

Warning: these figures indicate the number of cases found in the data file. They cannot be interpreted as summary statistics of the population of interest.

# q26\_8: 三.(一)談論話題:8.和科學、科技有關的社會和道德議題，例如能源、汙染、化學、遺傳、軍事





Information	[Type= discrete] [Format=numeric] [Range= 0-3] [Missing=*/9999]
Statistics [NW/ W]	[Valid=345 /-] [Invalid=15 /-]

Value	Label	Cases	Percentage
0	從不	19	 5.5%
1	很少	137	 39.7%
2	有時	144	 41.7%
3	經常	45	 13.0%
9999	未填	15	

Warning: these figures indicate the number of cases found in the data file. They cannot be interpreted as summary statistics of the population of interest.

# q26\_9: 三.(一)談論話題:9.經濟(工作、財富、貧窮、借款、交易等)





Information	[Type= discrete] [Format=numeric] [Range= 0-3] [Missing=*/9999]
Statistics [NW/ W]	[Valid=346 /-] [Invalid=14 /-]

Value	Label	Cases	Percentage
0	從不	24	 6.9%
1	很少	147	 42.5%
2	有時	132	 38.2%
3	經常	43	 12.4%
9999	未填	14	

Warning: these figures indicate the number of cases found in the data file. They cannot be interpreted as summary statistics of the population of interest.

# q26\_10: 三.(一)談論話題:10.國際關係(人權、自由貿易、軍事活動、政治爭論)

Information	[Type= discrete] [Format=numeric] [Range= 0-3] [Missing=*/9999]
Statistics [NW/ W]	[Valid=345 /-] [Invalid=15 /-]

Value	Label	Cases	Percentage
0	從不	37	 10.7%
1	很少	162	 47.0%
2	有時	110	 31.9%
3	經常	36	 10.4%
9999	未填	15	





Warning: these figures indicate the number of cases found in the data file. They cannot be interpreted as summary statistics of the population of interest.

# q27_1: 三.(二)交談資訊:1. 提到你從閱讀或課堂中得到的知識			
Information	[Type= discrete] [Format=numeric] [Range= 0-3] [Missing=*/9999]		
Statistics [NW/ W]	[Valid=353 /-] [Invalid=7 /-]		
Value	Label	Cases	Percentage
0	從不	9	<div><div></div></div> 2.5%
1	很少	74	<div><div></div></div> 21.0%
2	有時	198	<div><div></div></div> 56.1%
3	經常	72	<div><div></div></div> 20.4%
9999	未填	7	
Warning: these figures indicate the number of cases found in the data file. They cannot be interpreted as summary statistics of the population of interest.			
# q27_2: 三.(二)交談資訊:2. 從不同思考觀點探索議題			
Information	[Type= discrete] [Format=numeric] [Range= 0-3] [Missing=*/9999]		
Statistics [NW/ W]	[Valid=353 /-] [Invalid=7 /-]		
Value	Label	Cases	Percentage
0	從不	6	<div><div></div></div> 1.7%
1	很少	68	<div><div></div></div> 19.3%
2	有時	196	<div><div></div></div> 55.5%
3	經常	83	<div><div></div></div> 23.5%
9999	未填	7	
Warning: these figures indicate the number of cases found in the data file. They cannot be interpreted as summary statistics of the population of interest.			
# q27_3: 三.(二)交談資訊:3. 提及老師在課堂中談論到的議題			
Information	[Type= discrete] [Format=numeric] [Range= 0-3] [Missing=*/9999]		
Statistics [NW/ W]	[Valid=353 /-] [Invalid=7 /-]		
Value	Label	Cases	Percentage
0	從不	9	<div><div></div></div> 2.5%
1	很少	84	<div><div></div></div> 23.8%
2	有時	200	<div><div></div></div> 56.7%
3	經常	60	<div><div></div></div> 17.0%
9999	未填	7	
Warning: these figures indicate the number of cases found in the data file. They cannot be interpreted as summary statistics of the population of interest.			
# q27_4: 三.(二)交談資訊:4. 閱讀與議題相關的資訊			
Information	[Type= discrete] [Format=numeric] [Range= 0-3] [Missing=*/9999]		
Statistics [NW/ W]	[Valid=352 /-] [Invalid=8 /-]		
Value	Label	Cases	Percentage
0	從不	10	<div><div></div></div> 2.8%
1	很少	107	<div><div></div></div> 30.4%
2	有時	195	<div><div></div></div> 55.4%
3	經常	40	<div><div></div></div> 11.4%
9999	未填	8	
Warning: these figures indicate the number of cases found in the data file. They cannot be interpreted as summary statistics of the population of interest.			
# q27_5: 三.(二)交談資訊:5. 由於其他人的意見或理由而改變你的主張			
Information	[Type= discrete] [Format=numeric] [Range= 0-3] [Missing=*/9999]		
Statistics [NW/ W]	[Valid=353 /-] [Invalid=7 /-]		

# q27_5: 三.(二)交談資訊:5.由於其他人的意見或理由而改變你的主張			
Value	Label	Cases	Percentage
0	從不	9	<div><div></div></div> 2.5%
1	很少	93	<div><div></div></div> 26.3%
2	有時	200	<div><div></div></div> 56.7%
3	經常	51	<div><div></div></div> 14.4%
9999	未填	7	
Warning: these figures indicate the number of cases found in the data file. They cannot be interpreted as summary statistics of the population of interest.			
# q27_6: 三.(二)交談資訊:6.由於你提出的意見或理由而說服他人改變他們的想法			
Information	[Type= discrete] [Format=numeric] [Range= 0-3] [Missing=*/9999]		
Statistics [NW/ W]	[Valid=353 /-] [Invalid=7 /-]		
Value	Label	Cases	Percentage
0	從不	6	<div><div></div></div> 1.7%
1	很少	93	<div><div></div></div> 26.3%
2	有時	211	<div><div></div></div> 59.8%
3	經常	43	<div><div></div></div> 12.2%
9999	未填	7	
Warning: these figures indicate the number of cases found in the data file. They cannot be interpreted as summary statistics of the population of interest.			
# q28_1: 四.(一)上學期你總共閱讀了多少本書?教科書或指定用書			
Information	[Type= discrete] [Format=numeric] [Range= 0-4] [Missing=*/9999]		
Statistics [NW/ W]	[Valid=355 /-] [Invalid=5 /-]		
Value	Label	Cases	Percentage
0	沒有	3	<div><div></div></div> 0.8%
1	少於5	135	<div><div></div></div> 38.0%
2	5到10之間	189	<div><div></div></div> 53.2%
3	10到20之間	22	<div><div></div></div> 6.2%
4	20以上	6	<div><div></div></div> 1.7%
9999	未填	5	
Warning: these figures indicate the number of cases found in the data file. They cannot be interpreted as summary statistics of the population of interest.			
# q28_2: 四.(一)上學期你總共閱讀了多少本書?學科指定補充讀物			
Information	[Type= discrete] [Format=numeric] [Range= 0-4] [Missing=*/9999]		
Statistics [NW/ W]	[Valid=355 /-] [Invalid=5 /-]		
Value	Label	Cases	Percentage
0	沒有	87	<div><div></div></div> 24.5%
1	少於5	196	<div><div></div></div> 55.2%
2	5到10之間	58	<div><div></div></div> 16.3%
3	10到20之間	12	<div><div></div></div> 3.4%
4	20以上	2	<div><div></div></div> 0.6%
9999	未填	5	
Warning: these figures indicate the number of cases found in the data file. They cannot be interpreted as summary statistics of the population of interest.			
# q28_3: 四.(一)上學期你總共閱讀了多少本書?沒有指定的用書			
Information	[Type= discrete] [Format=numeric] [Range= 0-4] [Missing=*/9999]		
Statistics [NW/ W]	[Valid=352 /-] [Invalid=8 /-]		

# q28_3: 四.(一)上學期你總共閱讀了多少本書?沒有指定的用書			
Value	Label	Cases	Percentage
0	沒有	44	<div><div></div></div> 12.5%
1	少於5	151	<div><div></div></div> 42.9%
2	5到10之間	95	<div><div></div></div> 27.0%
3	10到20之間	39	<div><div></div></div> 11.1%
4	20以上	23	<div><div></div></div> 6.5%
9999	未填	8	
Warning: these figures indicate the number of cases found in the data file. They cannot be interpreted as summary statistics of the population of interest.			
# q29_1: 四.(二)上學期你總共寫了幾次報告和考試?課堂上的隨堂考試			
Information	[Type= discrete] [Format=numeric] [Range= 0-4] [Missing=*/9999]		
Statistics [NW/ W]	[Valid=357 /-] [Invalid=3 /-]		
Value	Label	Cases	Percentage
0	沒有	8	<div><div></div></div> 2.2%
1	少於5	42	<div><div></div></div> 11.8%
2	5到10之間	84	<div><div></div></div> 23.5%
3	10到20之間	125	<div><div></div></div> 35.0%
4	20以上	98	<div><div></div></div> 27.5%
9999	未填	3	
Warning: these figures indicate the number of cases found in the data file. They cannot be interpreted as summary statistics of the population of interest.			
# q29_2: 四.(二)上學期你總共寫了幾次報告和考試?學期研究報告或書面報告			
Information	[Type= discrete] [Format=numeric] [Range= 0-4] [Missing=*/9999]		
Statistics [NW/ W]	[Valid=356 /-] [Invalid=4 /-]		
Value	Label	Cases	Percentage
0	沒有	10	<div><div></div></div> 2.8%
1	少於5	131	<div><div></div></div> 36.8%
2	5到10之間	143	<div><div></div></div> 40.2%
3	10到20之間	34	<div><div></div></div> 9.6%
4	20以上	38	<div><div></div></div> 10.7%
9999	未填	4	
Warning: these figures indicate the number of cases found in the data file. They cannot be interpreted as summary statistics of the population of interest.			
# q30: 五.(一)你對於就讀大學/學院的喜歡程度			
Information	[Type= discrete] [Format=numeric] [Range= 0-3] [Missing=*/9999]		
Statistics [NW/ W]	[Valid=358 /-] [Invalid=2 /-]		
Value	Label	Cases	Percentage
0	不喜歡	10	<div><div></div></div> 2.8%
1	中立態度	91	<div><div></div></div> 25.4%
2	喜歡	198	<div><div></div></div> 55.3%
3	充滿熱情	59	<div><div></div></div> 16.5%
9999	未填	2	
Warning: these figures indicate the number of cases found in the data file. They cannot be interpreted as summary statistics of the population of interest.			
# q31: 五.(二)如果你能重新開始, 你會選擇和現在一樣的學校?			
Information	[Type= discrete] [Format=numeric] [Range= 0-3] [Missing=*/9999]		
Statistics [NW/ W]	[Valid=357 /-] [Invalid=3 /-]		








# q31: 五.(二)如果你能重新開始，你會選擇和現在一樣的學校？

Value	Label	Cases	Percentage
0	確定不會	28	 7.8%
1	可能不會	81	 22.7%
2	可能會	174	 48.7%
3	確定會	74	 20.7%
9999	未填	3	

Warning: these figures indicate the number of cases found in the data file. They cannot be interpreted as summary statistics of the population of interest.

# q32\_1: 六.校園環境(一)對學生發展的著重點:1.重視發展中的教學、學術和智力素質








Information	[Type= discrete] [Format=numeric] [Range= 1-7] [Missing=*/9999]
Statistics [NW/ W]	[Valid=352 /-] [Invalid=8 /-]

Value	Label	Cases	Percentage
1	強度低	5	 1.4%
2		2	 0.6%
3		18	 5.1%
4		53	 15.1%
5		101	 28.7%
6		105	 29.8%
7	強度高	68	 19.3%
9999	未填	8	

Warning: these figures indicate the number of cases found in the data file. They cannot be interpreted as summary statistics of the population of interest.

# q32\_2: 六.校園環境(一)對學生發展的著重點:2.強調發展審美、表現力和創新






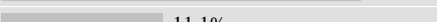

Information	[Type= discrete] [Format=numeric] [Range= 1-7] [Missing=*/9999]
Statistics [NW/ W]	[Valid=353 /-] [Invalid=7 /-]

Value	Label	Cases	Percentage
1	強度低	14	 4.0%
2		21	 5.9%
3		46	 13.0%
4		98	 27.8%
5		83	 23.5%
6		56	 15.9%
7	強度高	35	 9.9%
9999	未填	7	

Warning: these figures indicate the number of cases found in the data file. They cannot be interpreted as summary statistics of the population of interest.

# q32\_3: 六.校園環境(一)對學生發展的著重點:3.著重發展批判、評價和分析能力的質量

Information	[Type= discrete] [Format=numeric] [Range= 1-7] [Missing=*/9999]
Statistics [NW/ W]	[Valid=352 /-] [Invalid=8 /-]

Value	Label	Cases	Percentage
1	強度低	11	 3.1%
2		15	 4.3%
3		25	 7.1%
4		82	 23.3%
5		93	 26.4%
6		87	 24.7%
7	強度高	39	 11.1%



















# q32_3: 六.校園環境(一)對學生發展的著重點:3.著重發展批判、評價和分析能力的質量			
Value	Label	Cases	Percentage
9999	未填	8	
Warning: these figures indicate the number of cases found in the data file. They cannot be interpreted as summary statistics of the population of interest.			
# q32_4: 六.校園環境(一)對學生發展的著重點:4.強調理解和欣賞人的多樣性			
Information	[Type= discrete] [Format=numeric] [Range= 1-7] [Missing=*/9999]		
Statistics [NW/ W]	[Valid=353 /-] [Invalid=7 /-]		
Value	Label	Cases	Percentage
1	強度低	20	<div><div></div></div> 5.7%
2		21	<div><div></div></div> 5.9%
3		41	<div><div></div></div> 11.6%
4		78	<div><div></div></div> 22.1%
5		82	<div><div></div></div> 23.2%
6		67	<div><div></div></div> 19.0%
7	強度高	44	<div><div></div></div> 12.5%
9999	未填	7	
Warning: these figures indicate the number of cases found in the data file. They cannot be interpreted as summary statistics of the population of interest.			
# q32_5: 六.校園環境(一)對學生發展的著重點:5.強調發展資訊素養的技能(使用電腦和其他資訊資源)			
Information	[Type= discrete] [Format=numeric] [Range= 1-7] [Missing=*/9999]		
Statistics [NW/ W]	[Valid=353 /-] [Invalid=7 /-]		
Value	Label	Cases	Percentage
1	強度低	1	<div><div></div></div> 0.3%
2		5	<div><div></div></div> 1.4%
3		15	<div><div></div></div> 4.2%
4		36	<div><div></div></div> 10.2%
5		76	<div><div></div></div> 21.5%
6		113	<div><div></div></div> 32.0%
7	強度高	107	<div><div></div></div> 30.3%
9999	未填	7	
Warning: these figures indicate the number of cases found in the data file. They cannot be interpreted as summary statistics of the population of interest.			
# q32_6: 六.校園環境(一)對學生發展的著重點:6.重視在工作或職場的能力			
Information	[Type= discrete] [Format=numeric] [Range= 1-7] [Missing=*/9999]		
Statistics [NW/ W]	[Valid=353 /-] [Invalid=7 /-]		
Value	Label	Cases	Percentage
1	強度低	5	<div><div></div></div> 1.4%
2		7	<div><div></div></div> 2.0%
3		20	<div><div></div></div> 5.7%
4		59	<div><div></div></div> 16.7%
5		86	<div><div></div></div> 24.4%
6		98	<div><div></div></div> 27.8%
7	強度高	78	<div><div></div></div> 22.1%
9999	未填	7	
Warning: these figures indicate the number of cases found in the data file. They cannot be interpreted as summary statistics of the population of interest.			
# q32_7: 六.校園環境(一)對學生發展的著重點:7.重視課程內容與自身的關聯及其實用價值			
Information	[Type= discrete] [Format=numeric] [Range= 1-7] [Missing=*/9999]		

# q32_7: 六.校園環境(一)對學生發展的著重點:7.重視課程內容與自身的關聯及其實用價值			
Statistics [NW/ W]	[Valid=353 /-] [Invalid=7 /-]		
Value	Label	Cases	Percentage
1	強度低	7	<div><div></div></div> 2.0%
2		11	<div><div></div></div> 3.1%
3		23	<div><div></div></div> 6.5%
4		69	<div><div></div></div> 19.5%
5		85	<div><div></div></div> 24.1%
6		89	<div><div></div></div> 25.2%
7	強度高	69	<div><div></div></div> 19.5%
9999	未填	7	
Warning: these figures indicate the number of cases found in the data file. They cannot be interpreted as summary statistics of the population of interest.			
# q33_1: 六.校園環境(二)大學期間與人相處的人際關係程度:1.和其他同學的人際關係			
Information	[Type= discrete] [Format=numeric] [Range= 1-7] [Missing=*/9999]		
Statistics [NW/ W]	[Valid=355 /-] [Invalid=5 /-]		
Value	Label	Cases	Percentage
1	競爭、冷漠、疏離	2	<div><div></div></div> 0.6%
2		7	<div><div></div></div> 2.0%
3		20	<div><div></div></div> 5.6%
4		63	<div><div></div></div> 17.7%
5		112	<div><div></div></div> 31.5%
6		91	<div><div></div></div> 25.6%
7	友善、支援、親密	60	<div><div></div></div> 16.9%
9999	未填	5	
Warning: these figures indicate the number of cases found in the data file. They cannot be interpreted as summary statistics of the population of interest.			
# q33_2: 六.校園環境(二)大學期間與人相處的人際關係程度:2.和行政管理人員、學校職員的關係			
Information	[Type= discrete] [Format=numeric] [Range= 1-7] [Missing=*/9999]		
Statistics [NW/ W]	[Valid=355 /-] [Invalid=5 /-]		
Value	Label	Cases	Percentage
1	嚴格、冷淡、約束	13	<div><div></div></div> 3.7%
2		35	<div><div></div></div> 9.9%
3		77	<div><div></div></div> 21.7%
4		119	<div><div></div></div> 33.5%
5		67	<div><div></div></div> 18.9%
6		29	<div><div></div></div> 8.2%
7	有助益的、變通	15	<div><div></div></div> 4.2%
9999	未填	5	
Warning: these figures indicate the number of cases found in the data file. They cannot be interpreted as summary statistics of the population of interest.			
# q33_3: 六.校園環境(二)大學期間與人相處的人際關係程度:3.和教師、助教的關係			
Information	[Type= discrete] [Format=numeric] [Range= 1-7] [Missing=*/9999]		
Statistics [NW/ W]	[Valid=355 /-] [Invalid=5 /-]		
Value	Label	Cases	Percentage
1	冷淡、阻擋、冷漠	4	<div><div></div></div> 1.1%
2		22	<div><div></div></div> 6.2%
3		64	<div><div></div></div> 18.0%

# q33_3: 六. 校園環境(二)大學期間與人相處的人際關係程度:3. 和教師、助教的關係			
Value	Label	Cases	Percentage
4		102	<div></div> 28.7%
5		101	<div></div> 28.5%
6		39	<div></div> 11.0%
7	易親近、有幫助、了解、鼓勵	23	<div></div> 6.5%
9999	未填	5	
Warning: these figures indicate the number of cases found in the data file. They cannot be interpreted as summary statistics of the population of interest.			
# q34_1: 七. 獲益評估:1. 獲得的知識和技能適用在特殊的工作或其他類型的工作(職業準備)			
Information	[Type= discrete] [Format=numeric] [Range= 0-3] [Missing=*/9999]		
Statistics [NW/ W]	[Valid=336 /-] [Invalid=24 /-]		
Value	Label	Cases	Percentage
0	很少	31	<div></div> 9.2%
1	一些	192	<div></div> 57.1%
2	相當多	96	<div></div> 28.6%
3	非常多	17	<div></div> 5.1%
9999	未填	24	
Warning: these figures indicate the number of cases found in the data file. They cannot be interpreted as summary statistics of the population of interest.			
# q34_2: 七. 獲益評估:2. 為進入未來專業且學術的科技領域, 而獲取更多相關知識背景			
Information	[Type= discrete] [Format=numeric] [Range= 0-3] [Missing=*/9999]		
Statistics [NW/ W]	[Valid=335 /-] [Invalid=25 /-]		
Value	Label	Cases	Percentage
0	很少	23	<div></div> 6.9%
1	一些	152	<div></div> 45.4%
2	相當多	134	<div></div> 40.0%
3	非常多	26	<div></div> 7.8%
9999	未填	25	
Warning: these figures indicate the number of cases found in the data file. They cannot be interpreted as summary statistics of the population of interest.			
# q34_3: 七. 獲益評估:3. 從不同領域的知識獲取更廣泛的訓練			
Information	[Type= discrete] [Format=numeric] [Range= 0-3] [Missing=*/9999]		
Statistics [NW/ W]	[Valid=335 /-] [Invalid=25 /-]		
Value	Label	Cases	Percentage
0	很少	33	<div></div> 9.9%
1	一些	142	<div></div> 42.4%
2	相當多	143	<div></div> 42.7%
3	非常多	17	<div></div> 5.1%
9999	未填	25	
Warning: these figures indicate the number of cases found in the data file. They cannot be interpreted as summary statistics of the population of interest.			
# q34_4: 七. 獲益評估:4. 得到的資訊可能與職業有相關			
Information	[Type= discrete] [Format=numeric] [Range= 0-3] [Missing=*/9999]		
Statistics [NW/ W]	[Valid=335 /-] [Invalid=25 /-]		
Value	Label	Cases	Percentage
0	很少	26	<div></div> 7.8%
1	一些	133	<div></div> 39.7%

# q34_4: 七.獲益評估:4.得到的資訊可能與職業有相關			
Value	Label	Cases	Percentage
2	相當多	145	<div></div> 43.3%
3	非常多	31	<div></div> 9.3%
9999	未填	25	
Warning: these figures indicate the number of cases found in the data file. They cannot be interpreted as summary statistics of the population of interest.			
# q34_5: 七.獲益評估:5.領會藝術、音樂或戲劇並從中找到樂趣			
Information	[Type= discrete] [Format=numeric] [Range= 0-3] [Missing=*/9999]		
Statistics [NW/ W]	[Valid=336 -/] [Invalid=24 -/]		
Value	Label	Cases	Percentage
0	很少	73	<div></div> 21.7%
1	一些	156	<div></div> 46.4%
2	相當多	78	<div></div> 23.2%
3	非常多	29	<div></div> 8.6%
9999	未填	24	
Warning: these figures indicate the number of cases found in the data file. They cannot be interpreted as summary statistics of the population of interest.			
# q34_6: 七.獲益評估:6.廣泛閱讀文學作品並樂在其中			
Information	[Type= discrete] [Format=numeric] [Range= 0-3] [Missing=*/9999]		
Statistics [NW/ W]	[Valid=333 -/] [Invalid=27 -/]		
Value	Label	Cases	Percentage
0	很少	90	<div></div> 27.0%
1	一些	137	<div></div> 41.1%
2	相當多	79	<div></div> 23.7%
3	非常多	27	<div></div> 8.1%
9999	未填	27	
Warning: these figures indicate the number of cases found in the data file. They cannot be interpreted as summary statistics of the population of interest.			
# q34_7: 七.獲益評估:7.了解重要的歷史事件以達到溫故而知新			
Information	[Type= discrete] [Format=numeric] [Range= 0-3] [Missing=*/9999]		
Statistics [NW/ W]	[Valid=335 -/] [Invalid=25 -/]		
Value	Label	Cases	Percentage
0	很少	97	<div></div> 29.0%
1	一些	147	<div></div> 43.9%
2	相當多	76	<div></div> 22.7%
3	非常多	15	<div></div> 4.5%
9999	未填	25	
Warning: these figures indicate the number of cases found in the data file. They cannot be interpreted as summary statistics of the population of interest.			
# q34_8: 七.獲益評估:8.從不同的人或觀點上得到知識			
Information	[Type= discrete] [Format=numeric] [Range= 0-3] [Missing=*/9999]		
Statistics [NW/ W]	[Valid=335 -/] [Invalid=25 -/]		
Value	Label	Cases	Percentage
0	很少	11	<div></div> 3.3%
1	一些	96	<div></div> 28.7%
2	相當多	168	<div></div> 50.1%
3	非常多	60	<div></div> 17.9%

# q34_8: 七. 獲益評估:8. 從不同的人或觀點上得到知識			
<b>Value</b>	<b>Label</b>	<b>Cases</b>	<b>Percentage</b>
9999	未填	25	
<i>Warning: these figures indicate the number of cases found in the data file. They cannot be interpreted as summary statistics of the population of interest.</i>			
# q34_9: 七. 獲益評估:9. 寫作清楚並簡潔扼要			
<b>Information</b>	[Type= discrete] [Format=numeric] [Range= 0-3] [Missing=*/9999]		
<b>Statistics [NW/ W]</b>	[Valid=336 /-] [Invalid=24 /-]		
<b>Value</b>	<b>Label</b>	<b>Cases</b>	<b>Percentage</b>
0	很少	82	 24.4%
1	一些	160	 47.6%
2	相當多	80	 23.8%
3	非常多	14	 4.2%
9999	未填	24	
<i>Warning: these figures indicate the number of cases found in the data file. They cannot be interpreted as summary statistics of the population of interest.</i>			
# q34_10: 七. 獲益評估:10. 與人談話時能清楚表達想法和消息			
<b>Information</b>	[Type= discrete] [Format=numeric] [Range= 0-3] [Missing=*/9999]		
<b>Statistics [NW/ W]</b>	[Valid=335 /-] [Invalid=25 /-]		
<b>Value</b>	<b>Label</b>	<b>Cases</b>	<b>Percentage</b>
0	很少	13	 3.9%
1	一些	158	 47.2%
2	相當多	125	 37.3%
3	非常多	39	 11.6%
9999	未填	25	
<i>Warning: these figures indicate the number of cases found in the data file. They cannot be interpreted as summary statistics of the population of interest.</i>			
# q34_11: 七. 獲益評估:11. 使用電腦和其他資訊科技			
<b>Information</b>	[Type= discrete] [Format=numeric] [Range= 0-3] [Missing=*/9999]		
<b>Statistics [NW/ W]</b>	[Valid=336 /-] [Invalid=24 /-]		
<b>Value</b>	<b>Label</b>	<b>Cases</b>	<b>Percentage</b>
0	很少	12	 3.6%
1	一些	89	 26.5%
2	相當多	142	 42.3%
3	非常多	93	 27.7%
9999	未填	24	
<i>Warning: these figures indicate the number of cases found in the data file. They cannot be interpreted as summary statistics of the population of interest.</i>			
# q34_12: 七. 獲益評估:12. 對不同的哲學、文化和生活方式有所了解			
<b>Information</b>	[Type= discrete] [Format=numeric] [Range= 0-3] [Missing=*/9999]		
<b>Statistics [NW/ W]</b>	[Valid=336 /-] [Invalid=24 /-]		
<b>Value</b>	<b>Label</b>	<b>Cases</b>	<b>Percentage</b>
0	很少	40	 11.9%
1	一些	155	 46.1%
2	相當多	120	 35.7%
3	非常多	21	 6.2%
9999	未填	24	
<i>Warning: these figures indicate the number of cases found in the data file. They cannot be interpreted as summary statistics of the population of interest.</i>			

# q34_13: 七. 獲益評估:13. 發展自己的價值觀和道德標準			
Information	[Type= discrete] [Format=numeric] [Range= 0-3] [Missing=*/9999]		
Statistics [NW/ W]	[Valid=336 /-] [Invalid=24 /-]		
Value	Label	Cases	Percentage
0	很少	17	<div><div></div></div> 5.1%
1	一些	95	<div><div></div></div> 28.3%
2	相當多	165	<div><div></div></div> 49.1%
3	非常多	59	<div><div></div></div> 17.6%
9999	未填	24	
Warning: these figures indicate the number of cases found in the data file. They cannot be interpreted as summary statistics of the population of interest.			
# q34_14: 七. 獲益評估:14. 對於你自己，你的能力、興趣、個性有深入了解			
Information	[Type= discrete] [Format=numeric] [Range= 0-3] [Missing=*/9999]		
Statistics [NW/ W]	[Valid=336 /-] [Invalid=24 /-]		
Value	Label	Cases	Percentage
0	很少	21	<div><div></div></div> 6.2%
1	一些	99	<div><div></div></div> 29.5%
2	相當多	166	<div><div></div></div> 49.4%
3	非常多	50	<div><div></div></div> 14.9%
9999	未填	24	
Warning: these figures indicate the number of cases found in the data file. They cannot be interpreted as summary statistics of the population of interest.			
# q34_15: 七. 獲益評估:15. 有能力和不同類型的人和睦相處			
Information	[Type= discrete] [Format=numeric] [Range= 0-3] [Missing=*/9999]		
Statistics [NW/ W]	[Valid=336 /-] [Invalid=24 /-]		
Value	Label	Cases	Percentage
0	很少	16	<div><div></div></div> 4.8%
1	一些	110	<div><div></div></div> 32.7%
2	相當多	147	<div><div></div></div> 43.8%
3	非常多	63	<div><div></div></div> 18.8%
9999	未填	24	
Warning: these figures indicate the number of cases found in the data file. They cannot be interpreted as summary statistics of the population of interest.			
# q34_16: 七. 獲益評估:16. 發展在團隊中各司其職的能力			
Information	[Type= discrete] [Format=numeric] [Range= 0-3] [Missing=*/9999]		
Statistics [NW/ W]	[Valid=335 /-] [Invalid=25 /-]		
Value	Label	Cases	Percentage
0	很少	28	<div><div></div></div> 8.4%
1	一些	108	<div><div></div></div> 32.2%
2	相當多	152	<div><div></div></div> 45.4%
3	非常多	47	<div><div></div></div> 14.0%
9999	未填	25	
Warning: these figures indicate the number of cases found in the data file. They cannot be interpreted as summary statistics of the population of interest.			
# q34_17: 七. 獲益評估:17. 逐漸養成良好的習慣和健康的身體			
Information	[Type= discrete] [Format=numeric] [Range= 0-3] [Missing=*/9999]		
Statistics [NW/ W]	[Valid=335 /-] [Invalid=25 /-]		

# q34_17: 七. 獲益評估:17. 逐漸養成良好的習慣和健康的身體			
Value	Label	Cases	Percentage
0	很少	79	<div><div></div></div> 23.6%
1	一些	127	<div><div></div></div> 37.9%
2	相當多	101	<div><div></div></div> 30.1%
3	非常多	28	<div><div></div></div> 8.4%
9999	未填	25	
Warning: these figures indicate the number of cases found in the data file. They cannot be interpreted as summary statistics of the population of interest.			
# q34_18: 七. 獲益評估:18. 了解科學和實驗的本質			
Information	[Type= discrete] [Format=numeric] [Range= 0-3] [Missing=*/9999]		
Statistics [NW/ W]	[Valid=335 /-] [Invalid=25 /-]		
Value	Label	Cases	Percentage
0	很少	48	<div><div></div></div> 14.3%
1	一些	137	<div><div></div></div> 40.9%
2	相當多	115	<div><div></div></div> 34.3%
3	非常多	35	<div><div></div></div> 10.4%
9999	未填	25	
Warning: these figures indicate the number of cases found in the data file. They cannot be interpreted as summary statistics of the population of interest.			
# q34_19: 七. 獲益評估:19. 了解科學和科技新的發展			
Information	[Type= discrete] [Format=numeric] [Range= 0-3] [Missing=*/9999]		
Statistics [NW/ W]	[Valid=334 /-] [Invalid=26 /-]		
Value	Label	Cases	Percentage
0	很少	39	<div><div></div></div> 11.7%
1	一些	120	<div><div></div></div> 35.9%
2	相當多	140	<div><div></div></div> 41.9%
3	非常多	35	<div><div></div></div> 10.5%
9999	未填	26	
Warning: these figures indicate the number of cases found in the data file. They cannot be interpreted as summary statistics of the population of interest.			
# q34_20: 七. 獲益評估:20. 察覺科學或科技的適用性及其帶來的後果(利益、危險、威脅)			
Information	[Type= discrete] [Format=numeric] [Range= 0-3] [Missing=*/9999]		
Statistics [NW/ W]	[Valid=335 /-] [Invalid=25 /-]		
Value	Label	Cases	Percentage
0	很少	36	<div><div></div></div> 10.7%
1	一些	127	<div><div></div></div> 37.9%
2	相當多	137	<div><div></div></div> 40.9%
3	非常多	35	<div><div></div></div> 10.4%
9999	未填	25	
Warning: these figures indicate the number of cases found in the data file. They cannot be interpreted as summary statistics of the population of interest.			
# q34_21: 七. 獲益評估:21. 分析性和邏輯性的思考			
Information	[Type= discrete] [Format=numeric] [Range= 0-3] [Missing=*/9999]		
Statistics [NW/ W]	[Valid=336 /-] [Invalid=24 /-]		
Value	Label	Cases	Percentage
0	很少	17	<div><div></div></div> 5.1%
1	一些	117	<div><div></div></div> 34.8%

# q34_21: 七. 獲益評估:21. 分析性和邏輯性的思考			
Value	Label	Cases	Percentage
2	相當多	151	<div></div> 44.9%
3	非常多	51	<div></div> 15.2%
9999	未填	24	
Warning: these figures indicate the number of cases found in the data file. They cannot be interpreted as summary statistics of the population of interest.			
# q34_22: 七. 獲益評估:22. 分析量化問題(理解可能性、比例等等)			
Information	[Type= discrete] [Format=numeric] [Range= 0-3] [Missing=*/9999]		
Statistics [NW/ W]	[Valid=334 /-] [Invalid=26 /-]		
Value	Label	Cases	Percentage
0	很少	27	<div></div> 8.1%
1	一些	145	<div></div> 43.4%
2	相當多	131	<div></div> 39.2%
3	非常多	31	<div></div> 9.3%
9999	未填	26	
Warning: these figures indicate the number of cases found in the data file. They cannot be interpreted as summary statistics of the population of interest.			
# q34_23: 七. 獲益評估:23. 整合觀點, 理解觀點之間的關聯、相似性、差異性			
Information	[Type= discrete] [Format=numeric] [Range= 0-3] [Missing=*/9999]		
Statistics [NW/ W]	[Valid=336 /-] [Invalid=24 /-]		
Value	Label	Cases	Percentage
0	很少	26	<div></div> 7.7%
1	一些	105	<div></div> 31.2%
2	相當多	166	<div></div> 49.4%
3	非常多	39	<div></div> 11.6%
9999	未填	24	
Warning: these figures indicate the number of cases found in the data file. They cannot be interpreted as summary statistics of the population of interest.			
# q34_24: 七. 獲益評估:24. 自我學習、追尋原則, 並尋求需要的知識			
Information	[Type= discrete] [Format=numeric] [Range= 0-3] [Missing=*/9999]		
Statistics [NW/ W]	[Valid=336 /-] [Invalid=24 /-]		
Value	Label	Cases	Percentage
0	很少	17	<div></div> 5.1%
1	一些	108	<div></div> 32.1%
2	相當多	162	<div></div> 48.2%
3	非常多	49	<div></div> 14.6%
9999	未填	24	
Warning: these figures indicate the number of cases found in the data file. They cannot be interpreted as summary statistics of the population of interest.			
# q34_25: 七. 獲益評估:25. 學習讓自己適應於改變(新的科技、不同的工作或私人經濟狀況)			
Information	[Type= discrete] [Format=numeric] [Range= 0-3] [Missing=*/9999]		
Statistics [NW/ W]	[Valid=336 /-] [Invalid=24 /-]		
Value	Label	Cases	Percentage
0	很少	14	<div></div> 4.2%
1	一些	85	<div></div> 25.3%
2	相當多	174	<div></div> 51.8%
3	非常多	63	<div></div> 18.8%



# q34_25: 七. 獲益評估:25. 學習讓自己適應於改變(新的科技、不同的工作或私人經濟狀況)			
Value	Label	Cases	Percentage
9999	未填	24	
Warning: these figures indicate the number of cases found in the data file. They cannot be interpreted as summary statistics of the population of interest.			
# q35_1: 八. 健康狀況:1. 最近半年會不會覺得頭痛或是頭部有壓迫感?			
Information	[Type= discrete] [Format=numeric] [Range= 0-3] [Missing=*/9999]		
Statistics [NW/ W]	[Valid=355 /-] [Invalid=5 /-]		
Value	Label	Cases	Percentage
0	一點也不	107	<div></div> 30.1%
1	和平時差不多	189	<div></div> 53.2%
2	比平時較覺得	44	<div></div> 12.4%
3	比平時更覺得	15	<div></div> 4.2%
9999	未填	5	
Warning: these figures indicate the number of cases found in the data file. They cannot be interpreted as summary statistics of the population of interest.			
# q35_2: 八. 健康狀況:2. 最近半年會不會覺得心悸或心跳加快, 擔心可能得了心臟病?			
Information	[Type= discrete] [Format=numeric] [Range= 0-3] [Missing=*/9999]		
Statistics [NW/ W]	[Valid=353 /-] [Invalid=7 /-]		
Value	Label	Cases	Percentage
0	一點也不	175	<div></div> 49.6%
1	和平時差不多	135	<div></div> 38.2%
2	比平時較覺得	37	<div></div> 10.5%
3	比平時更覺得	6	<div></div> 1.7%
9999	未填	7	
Warning: these figures indicate the number of cases found in the data file. They cannot be interpreted as summary statistics of the population of interest.			

# q35_3: 八. 健康狀況:3. 最近半年會不會感到胸前不適或壓迫感?			
Information	[Type= discrete] [Format=numeric] [Range= 0-3] [Missing=*/9999]		
Statistics [NW/ W]	[Valid=353 /-] [Invalid=7 /-]		
Value	Label	Cases	Percentage
0	一點也不	160	<div><div></div></div> 45.3%
1	和平時差不多	136	<div><div></div></div> 38.5%
2	比平時較覺得	47	<div><div></div></div> 13.3%
3	比平時更覺得	10	<div><div></div></div> 2.8%
9999	未填	7	
Warning: these figures indicate the number of cases found in the data file. They cannot be interpreted as summary statistics of the population of interest.			
# q35_4: 八. 健康狀況:4. 最近半年會不會覺得手腳發抖或發麻?			
Information	[Type= discrete] [Format=numeric] [Range= 0-3] [Missing=*/9999]		
Statistics [NW/ W]	[Valid=355 /-] [Invalid=5 /-]		
Value	Label	Cases	Percentage
0	一點也不	158	<div><div></div></div> 44.5%
1	和平時差不多	159	<div><div></div></div> 44.8%
2	比平時較覺得	33	<div><div></div></div> 9.3%
3	比平時更覺得	5	<div><div></div></div> 1.4%
9999	未填	5	
Warning: these figures indicate the number of cases found in the data file. They cannot be interpreted as summary statistics of the population of interest.			
# q35_5: 八. 健康狀況:5. 最近半年會不會覺得睡眠不好?			
Information	[Type= discrete] [Format=numeric] [Range= 0-3] [Missing=*/9999]		
Statistics [NW/ W]	[Valid=355 /-] [Invalid=5 /-]		
Value	Label	Cases	Percentage
0	一點也不	90	<div><div></div></div> 25.4%
1	和平時差不多	140	<div><div></div></div> 39.4%
2	比平時較覺得	92	<div><div></div></div> 25.9%
3	比平時更覺得	33	<div><div></div></div> 9.3%
9999	未填	5	
Warning: these figures indicate the number of cases found in the data file. They cannot be interpreted as summary statistics of the population of interest.			
# q35_6: 八. 健康狀況:6. 最近半年會不會覺得許多事情對是個負擔?			
Information	[Type= discrete] [Format=numeric] [Range= 0-3] [Missing=*/9999]		
Statistics [NW/ W]	[Valid=355 /-] [Invalid=5 /-]		
Value	Label	Cases	Percentage
0	一點也不	60	<div><div></div></div> 16.9%
1	和平時差不多	138	<div><div></div></div> 38.9%
2	比平時較覺得	123	<div><div></div></div> 34.6%
3	比平時更覺得	34	<div><div></div></div> 9.6%
9999	未填	5	
Warning: these figures indicate the number of cases found in the data file. They cannot be interpreted as summary statistics of the population of interest.			
# q35_7: 八. 健康狀況:7. 最近半年會不會覺得和家人，親友相處得來?			
Information	[Type= discrete] [Format=numeric] [Range= 0-3] [Missing=*/9999]		
Statistics [NW/ W]	[Valid=352 /-] [Invalid=8 /-]		

# q35_7: 八. 健康狀況:7. 最近半年會不會覺得和家人, 親友相處得來?			
Value	Label	Cases	Percentage
0	一點也不	51	<div><div></div></div> 14.5%
1	和平時差不多	200	<div><div></div></div> 56.8%
2	比平時較覺得	67	<div><div></div></div> 19.0%
3	比平時更覺得	34	<div><div></div></div> 9.7%
9999	未填	8	
Warning: these figures indicate the number of cases found in the data file. They cannot be interpreted as summary statistics of the population of interest.			
# q35_8: 八. 健康狀況:8. 最近半年會不會覺得對自己失去信心?			
Information	[Type= discrete] [Format=numeric] [Range= 0-3] [Missing=*/9999]		
Statistics [NW/ W]	[Valid=354 /-] [Invalid=6 /-]		
Value	Label	Cases	Percentage
0	一點也不	102	<div><div></div></div> 28.8%
1	和平時差不多	151	<div><div></div></div> 42.7%
2	比平時較覺得	75	<div><div></div></div> 21.2%
3	比平時更覺得	26	<div><div></div></div> 7.3%
9999	未填	6	
Warning: these figures indicate the number of cases found in the data file. They cannot be interpreted as summary statistics of the population of interest.			
# q35_9: 八. 健康狀況:9. 最近半年會不會覺得神經兮兮, 緊張不安?			
Information	[Type= discrete] [Format=numeric] [Range= 0-3] [Missing=*/9999]		
Statistics [NW/ W]	[Valid=355 /-] [Invalid=5 /-]		
Value	Label	Cases	Percentage
0	一點也不	125	<div><div></div></div> 35.2%
1	和平時差不多	149	<div><div></div></div> 42.0%
2	比平時較覺得	62	<div><div></div></div> 17.5%
3	比平時更覺得	19	<div><div></div></div> 5.4%
9999	未填	5	
Warning: these figures indicate the number of cases found in the data file. They cannot be interpreted as summary statistics of the population of interest.			
# q35_10: 八. 健康狀況:10. 最近半年會不會感到未來充滿希望?			
Information	[Type= discrete] [Format=numeric] [Range= 0-3] [Missing=*/9999]		
Statistics [NW/ W]	[Valid=355 /-] [Invalid=5 /-]		
Value	Label	Cases	Percentage
0	一點也不	65	<div><div></div></div> 18.3%
1	和平時差不多	195	<div><div></div></div> 54.9%
2	比平時較覺得	71	<div><div></div></div> 20.0%
3	比平時更覺得	24	<div><div></div></div> 6.8%
9999	未填	5	
Warning: these figures indicate the number of cases found in the data file. They cannot be interpreted as summary statistics of the population of interest.			
# q35_11: 八. 健康狀況:11. 最近半年會不會覺得家人或親友會令擔憂?			
Information	[Type= discrete] [Format=numeric] [Range= 0-3] [Missing=*/9999]		
Statistics [NW/ W]	[Valid=355 /-] [Invalid=5 /-]		
Value	Label	Cases	Percentage
0	一點也不	108	<div><div></div></div> 30.4%
1	和平時差不多	176	<div><div></div></div> 49.6%

# q35_11: 八. 健康狀況:11. 最近半年會不會覺得家人或親友會令擔憂?			
Value	Label	Cases	Percentage
2	比平時較覺得	57	<div><div></div></div> 16.1%
3	比平時更覺得	14	<div><div></div></div> 3.9%
9999	未填	5	
Warning: these figures indicate the number of cases found in the data file. They cannot be interpreted as summary statistics of the population of interest.			
# q35_12: 八. 健康狀況:12. 最近半年會不會覺得生活毫無希望?			
Information	[Type= discrete] [Format=numeric] [Range= 0-3] [Missing=*/9999]		
Statistics [NW/ W]	[Valid=355 /-] [Invalid=5 /-]		
Value	Label	Cases	Percentage
0	一點也不	180	<div><div></div></div> 50.7%
1	和平時差不多	138	<div><div></div></div> 38.9%
2	比平時較覺得	25	<div><div></div></div> 7.0%
3	比平時更覺得	12	<div><div></div></div> 3.4%
9999	未填	5	
Warning: these figures indicate the number of cases found in the data file. They cannot be interpreted as summary statistics of the population of interest.			
# q36_1: 九. 成就目標取向:1. 這學期我的目標是獲得比其他學生還要好的成績			
Information	[Type= discrete] [Format=numeric] [Range= 1-7] [Missing=*/9999]		
Statistics [NW/ W]	[Valid=318 /-] [Invalid=42 /-]		
Value	Label	Cases	Percentage
1	完全不符合	23	<div><div></div></div> 7.2%
2		22	<div><div></div></div> 6.9%
3		24	<div><div></div></div> 7.5%
4		46	<div><div></div></div> 14.5%
5		82	<div><div></div></div> 25.8%
6		65	<div><div></div></div> 20.4%
7	完全符合	56	<div><div></div></div> 17.6%
9999	未填	42	
Warning: these figures indicate the number of cases found in the data file. They cannot be interpreted as summary statistics of the population of interest.			
# q36_2: 九. 成就目標取向:2. 擔心自己表現不好是驅策我的動力			
Information	[Type= discrete] [Format=numeric] [Range= 1-7] [Missing=*/9999]		
Statistics [NW/ W]	[Valid=317 /-] [Invalid=43 /-]		
Value	Label	Cases	Percentage
1	完全不符合	22	<div><div></div></div> 6.9%
2		11	<div><div></div></div> 3.5%
3		22	<div><div></div></div> 6.9%
4		47	<div><div></div></div> 14.8%
5		96	<div><div></div></div> 30.3%
6		70	<div><div></div></div> 22.1%
7	完全符合	49	<div><div></div></div> 15.5%
9999	未填	43	
Warning: these figures indicate the number of cases found in the data file. They cannot be interpreted as summary statistics of the population of interest.			
# q36_3: 九. 成就目標取向:3. 對我而言, 這學期充分掌握修習的課程教材是很重要的			
Information	[Type= discrete] [Format=numeric] [Range= 1-7] [Missing=*/9999]		
Statistics [NW/ W]	[Valid=317 /-] [Invalid=43 /-]		

# q36\_3: 九.成就目標取向:3.對我而言，這學期充分掌握修習的課程教材是很重要的

Value	Label	Cases	Percentage
1	完全不符合	8	2.5%
2		5	1.6%
3		21	6.6%
4		40	12.6%
5		95	30.0%
6		95	30.0%
7	完全符合	53	16.7%
9999	未填	43	

Warning: these figures indicate the number of cases found in the data file. They cannot be interpreted as summary statistics of the population of interest.

# q36\_4: 九.成就目標取向:4.對我而言，這學期表現得比其他學生還要好是很重要的

Information	[Type= discrete] [Format=numeric] [Range= 1-7] [Missing=*/9999]
Statistics [NW/ W]	[Valid=318 /-] [Invalid=42 /-]

Value	Label	Cases	Percentage
1	完全不符合	22	6.9%
2		16	5.0%
3		36	11.3%
4		83	26.1%
5		69	21.7%
6		55	17.3%
7	完全符合	37	11.6%
9999	未填	42	

Warning: these figures indicate the number of cases found in the data file. They cannot be interpreted as summary statistics of the population of interest.

# q36\_5: 九.成就目標取向:5.我害怕自己可能無法像我希望地那般全盤瞭解修習的課程內容

Information	[Type= discrete] [Format=numeric] [Range= 1-7] [Missing=*/9999]
Statistics [NW/ W]	[Valid=318 /-] [Invalid=42 /-]

Value	Label	Cases	Percentage
1	完全不符合	15	4.7%
2		13	4.1%
3		36	11.3%
4		46	14.5%
5		101	31.8%
6		64	20.1%
7	完全符合	43	13.5%
9999	未填	42	

Warning: these figures indicate the number of cases found in the data file. They cannot be interpreted as summary statistics of the population of interest.

# q36\_6: 九.成就目標取向:6.對我而言，這學期最重要的事情是儘可能地全盤瞭解修習的課程內容

Information	[Type= discrete] [Format=numeric] [Range= 1-7] [Missing=*/9999]
Statistics [NW/ W]	[Valid=318 /-] [Invalid=42 /-]

Value	Label	Cases	Percentage
1	完全不符合	4	1.3%
2		9	2.8%
3		17	5.3%
4		47	14.8%

# q36_6: 九.成就目標取向:6.對我而言，這學期最重要的事情是儘可能地全盤瞭解修習的課程內容			
Value	Label	Cases	Percentage
5		105	<div></div> 33.0%
6		84	<div></div> 26.4%
7	完全符合	52	<div></div> 16.4%
9999	未填	42	
Warning: these figures indicate the number of cases found in the data file. They cannot be interpreted as summary statistics of the population of interest.			
# q36_7: 九.成就目標取向:7.這學期我只是想避免表現得比其他學生差			
Information	[Type= discrete] [Format=numeric] [Range= 1-7] [Missing=*/9999]		
Statistics [NW/ W]	[Valid=318 -/] [Invalid=42 -/]		
Value	Label	Cases	Percentage
1	完全不符合	37	<div></div> 11.6%
2		38	<div></div> 11.9%
3		51	<div></div> 16.0%
4		77	<div></div> 24.2%
5		61	<div></div> 19.2%
6		37	<div></div> 11.6%
7	完全符合	17	<div></div> 5.3%
9999	未填	42	
Warning: these figures indicate the number of cases found in the data file. They cannot be interpreted as summary statistics of the population of interest.			
# q36_8: 九.成就目標取向:8.我非常關切這學期自己可能無法學到所有我能夠學習到的			
Information	[Type= discrete] [Format=numeric] [Range= 1-7] [Missing=*/9999]		
Statistics [NW/ W]	[Valid=317 -/] [Invalid=43 -/]		
Value	Label	Cases	Percentage
1	完全不符合	21	<div></div> 6.6%
2		15	<div></div> 4.7%
3		29	<div></div> 9.1%
4		77	<div></div> 24.3%
5		97	<div></div> 30.6%
6		53	<div></div> 16.7%
7	完全符合	25	<div></div> 7.9%
9999	未填	43	
Warning: these figures indicate the number of cases found in the data file. They cannot be interpreted as summary statistics of the population of interest.			
# q36_9: 九.成就目標取向:9.我希望在這學期學到的東西越多越好			
Information	[Type= discrete] [Format=numeric] [Range= 1-7] [Missing=*/9999]		
Statistics [NW/ W]	[Valid=318 -/] [Invalid=42 -/]		
Value	Label	Cases	Percentage
1	完全不符合	4	<div></div> 1.3%
2		10	<div></div> 3.1%
3		20	<div></div> 6.3%
4		63	<div></div> 19.8%
5		87	<div></div> 27.4%
6		69	<div></div> 21.7%
7	完全符合	65	<div></div> 20.4%
9999	未填	42	

# q36_9: 九.成就目標取向:9.我希望在這學期學到的東西越多越好			
Warning: these figures indicate the number of cases found in the data file. They cannot be interpreted as summary statistics of the population of interest.			
# q36_10: 九.成就目標取向:10.這學期我想要表現得比其他學生還要好			
Information	[Type= discrete] [Format=numeric] [Range= 1-7] [Missing=*/9999]		
Statistics [NW/ W]	[Valid=317 /-] [Invalid=43 /-]		
Value	Label	Cases	Percentage
1	完全不符合	10	<div><div></div></div> 3.2%
2		13	<div><div></div></div> 4.1%
3		27	<div><div></div></div> 8.5%
4		55	<div><div></div></div> 17.4%
5		89	<div><div></div></div> 28.1%
6		70	<div><div></div></div> 22.1%
7	完全符合	53	<div><div></div></div> 16.7%
9999	未填	43	
Warning: these figures indicate the number of cases found in the data file. They cannot be interpreted as summary statistics of the population of interest.			
# q36_11: 九.成就目標取向:11.這學期我的目標是避免表現得比其他學生差			
Information	[Type= discrete] [Format=numeric] [Range= 1-7] [Missing=*/9999]		
Statistics [NW/ W]	[Valid=318 /-] [Invalid=42 /-]		
Value	Label	Cases	Percentage
1	完全不符合	35	<div><div></div></div> 11.0%
2		29	<div><div></div></div> 9.1%
3		40	<div><div></div></div> 12.6%
4		79	<div><div></div></div> 24.8%
5		72	<div><div></div></div> 22.6%
6		39	<div><div></div></div> 12.3%
7	完全符合	24	<div><div></div></div> 7.5%
9999	未填	42	
Warning: these figures indicate the number of cases found in the data file. They cannot be interpreted as summary statistics of the population of interest.			
# q36_12: 九.成就目標取向:12.我擔心這學期我可能無法盡己所能地去學習			
Information	[Type= discrete] [Format=numeric] [Range= 1-7] [Missing=*/9999]		
Statistics [NW/ W]	[Valid=318 /-] [Invalid=42 /-]		
Value	Label	Cases	Percentage
1	完全不符合	26	<div><div></div></div> 8.2%
2		25	<div><div></div></div> 7.9%
3		50	<div><div></div></div> 15.7%
4		75	<div><div></div></div> 23.6%
5		75	<div><div></div></div> 23.6%
6		40	<div><div></div></div> 12.6%
7	完全符合	27	<div><div></div></div> 8.5%
9999	未填	42	
Warning: these figures indicate the number of cases found in the data file. They cannot be interpreted as summary statistics of the population of interest.			
# q37_1: 十.(一)社會取向成就動機:1.為了不讓父母失望，我總是照著父母的期望努力去做			
Information	[Type= discrete] [Format=numeric] [Range= 1-7] [Missing=*/9999]		
Statistics [NW/ W]	[Valid=313 /-] [Invalid=47 /-]		

# q37\_1: 十.(一)社會取向成就動機:1.為了不讓父母失望，我總是照著父母的期望努力去做

Value	Label	Cases	Percentage
1	完全不符合	16	5.1%
2		35	11.2%
3		51	16.3%
4		70	22.4%
5		77	24.6%
6		40	12.8%
7	完全符合	24	7.7%
9999	未填	47	

Warning: these figures indicate the number of cases found in the data file. They cannot be interpreted as summary statistics of the population of interest.

# q37\_2: 十.(一)社會取向成就動機:2.我之所以努力念書，是因為只有把書念好，才会有好的前途

Information	[Type= discrete] [Format=numeric] [Range= 1-7] [Missing=*/9999]
Statistics [NW/ W]	[Valid=313 /-] [Invalid=47 /-]

Value	Label	Cases	Percentage
1	完全不符合	21	6.7%
2		23	7.3%
3		38	12.1%
4		70	22.4%
5		81	25.9%
6		55	17.6%
7	完全符合	25	8.0%
9999	未填	47	

Warning: these figures indicate the number of cases found in the data file. They cannot be interpreted as summary statistics of the population of interest.

# q37\_3: 十.(一)社會取向成就動機:3.我很努力讀書，因為老師通常會誇獎用功的學生

Information	[Type= discrete] [Format=numeric] [Range= 1-7] [Missing=*/9999]
Statistics [NW/ W]	[Valid=313 /-] [Invalid=47 /-]

Value	Label	Cases	Percentage
1	完全不符合	67	21.4%
2		41	13.1%
3		74	23.6%
4		72	23.0%
5		36	11.5%
6		17	5.4%
7	完全符合	6	1.9%
9999	未填	47	

Warning: these figures indicate the number of cases found in the data file. They cannot be interpreted as summary statistics of the population of interest.

# q37\_4: 十.(一)社會取向成就動機:4.我時常在想：自己目前的表現是不是已經達到父母的期望或標準

Information	[Type= discrete] [Format=numeric] [Range= 1-7] [Missing=*/9999]
Statistics [NW/ W]	[Valid=312 /-] [Invalid=48 /-]

Value	Label	Cases	Percentage
1	完全不符合	42	13.5%
2		28	9.0%
3		54	17.3%
4		73	23.4%



# q37\_4: 十.(一)社會取向成就動機:4.我時常在想：自己目前的表現是不是已經達到父母的期望或標準

Value	Label	Cases	Percentage
5		69	<div></div> 22.1%
6		30	<div></div> 9.6%
7	完全符合	16	<div></div> 5.1%
9999	未填	48	

Warning: these figures indicate the number of cases found in the data file. They cannot be interpreted as summary statistics of the population of interest.

# q37\_5: 十.(一)社會取向成就動機:5.我常為達到父母所期望的成績標準而加倍努力

Information	[Type= discrete] [Format=numeric] [Range= 1-7] [Missing=*/9999]
Statistics [NW/ W]	[Valid=313 /-] [Invalid=47 /-]

Value	Label	Cases	Percentage
1	完全不符合	42	<div></div> 13.4%
2		31	<div></div> 9.9%
3		61	<div></div> 19.5%
4		67	<div></div> 21.4%
5		66	<div></div> 21.1%
6		30	<div></div> 9.6%
7	完全符合	16	<div></div> 5.1%
9999	未填	47	

Warning: these figures indicate the number of cases found in the data file. They cannot be interpreted as summary statistics of the population of interest.

# q37\_6: 十.(一)社會取向成就動機:6.我生活的主要目標，是努力完成讓我父母引以為榮的事

Information	[Type= discrete] [Format=numeric] [Range= 1-7] [Missing=*/9999]
Statistics [NW/ W]	[Valid=313 /-] [Invalid=47 /-]

Value	Label	Cases	Percentage
1	完全不符合	37	<div></div> 11.8%
2		33	<div></div> 10.5%
3		67	<div></div> 21.4%
4		65	<div></div> 20.8%
5		65	<div></div> 20.8%
6		31	<div></div> 9.9%
7	完全符合	15	<div></div> 4.8%
9999	未填	47	

Warning: these figures indicate the number of cases found in the data file. They cannot be interpreted as summary statistics of the population of interest.

# q37\_7: 十.(一)社會取向成就動機:7.在做功課的時候，我會時常想到老師所要求的標準

Information	[Type= discrete] [Format=numeric] [Range= 1-7] [Missing=*/9999]
Statistics [NW/ W]	[Valid=312 /-] [Invalid=48 /-]

Value	Label	Cases	Percentage
1	完全不符合	26	<div></div> 8.3%
2		28	<div></div> 9.0%
3		59	<div></div> 18.9%
4		68	<div></div> 21.8%
5		85	<div></div> 27.2%
6		30	<div></div> 9.6%
7	完全符合	16	<div></div> 5.1%
9999	未填	48	

# q37_7: 十.(一)社會取向成就動機:7.在做功課的時候, 我會時常想到老師所要求的標準			
Warning: these figures indicate the number of cases found in the data file. They cannot be interpreted as summary statistics of the population of interest.			
# q37_8: 十.(一)社會取向成就動機:8.為了得到好成績, 我總是按照老師交代的方法念書			
Information	[Type= discrete] [Format=numeric] [Range= 1-7] [Missing=*/9999]		
Statistics [NW/ W]	[Valid=311 /-] [Invalid=49 /-]		
Value	Label	Cases	Percentage
1	完全不符合	44	<div><div></div></div> 14.1%
2		39	<div><div></div></div> 12.5%
3		58	<div><div></div></div> 18.6%
4		82	<div><div></div></div> 26.4%
5		60	<div><div></div></div> 19.3%
6		19	<div><div></div></div> 6.1%
7	完全符合	9	<div><div></div></div> 2.9%
9999	未填	49	
Warning: these figures indicate the number of cases found in the data file. They cannot be interpreted as summary statistics of the population of interest.			
# q37_9: 十.(一)社會取向成就動機:9.要是我不能出人頭地, 那實在是太對不起祖先了			
Information	[Type= discrete] [Format=numeric] [Range= 1-7] [Missing=*/9999]		
Statistics [NW/ W]	[Valid=312 /-] [Invalid=48 /-]		
Value	Label	Cases	Percentage
1	完全不符合	78	<div><div></div></div> 25.0%
2		55	<div><div></div></div> 17.6%
3		64	<div><div></div></div> 20.5%
4		45	<div><div></div></div> 14.4%
5		34	<div><div></div></div> 10.9%
6		21	<div><div></div></div> 6.7%
7	完全符合	15	<div><div></div></div> 4.8%
9999	未填	48	
Warning: these figures indicate the number of cases found in the data file. They cannot be interpreted as summary statistics of the population of interest.			
# q37_10: 十.(一)社會取向成就動機:10.一件工作做得好不好, 通常是由我的父母或老師來決定			
Information	[Type= discrete] [Format=numeric] [Range= 1-7] [Missing=*/9999]		
Statistics [NW/ W]	[Valid=309 /-] [Invalid=51 /-]		
Value	Label	Cases	Percentage
1	完全不符合	75	<div><div></div></div> 24.3%
2		59	<div><div></div></div> 19.1%
3		72	<div><div></div></div> 23.3%
4		49	<div><div></div></div> 15.9%
5		30	<div><div></div></div> 9.7%
6		19	<div><div></div></div> 6.1%
7	完全符合	5	<div><div></div></div> 1.6%
9999	未填	51	
Warning: these figures indicate the number of cases found in the data file. They cannot be interpreted as summary statistics of the population of interest.			
# q37_11: 十.(一)社會取向成就動機:11.我做任何事情以前, 都會先考慮自己的目標是否符合父母的期望			
Information	[Type= discrete] [Format=numeric] [Range= 1-7] [Missing=*/9999]		
Statistics [NW/ W]	[Valid=312 /-] [Invalid=48 /-]		

# **q37\_11:** 十.(一)社會取向成就動機:11.我做任何事情以前,都會先考慮自己的目標是否符合父母的期望

Value	Label	Cases	Percentage
1	完全不符合	50	<div><div></div></div> 16.0%
2		50	<div><div></div></div> 16.0%
3		76	<div><div></div></div> 24.4%
4		66	<div><div></div></div> 21.2%
5		45	<div><div></div></div> 14.4%
6		20	<div><div></div></div> 6.4%
7	完全符合	5	<div><div></div></div> 1.6%
9999	未填	48	

*Warning: these figures indicate the number of cases found in the data file. They cannot be interpreted as summary statistics of the population of interest.*

# **q37\_12:** 十.(一)社會取向成就動機:12.我總是按照父母的意願,去追求他們心目中的目標

<b>Information</b>	[Type= discrete] [Format=numeric] [Range= 1-7] [Missing=*/9999]
<b>Statistics [NW/ W]</b>	[Valid=313 /-] [Invalid=47 /-]

Value	Label	Cases	Percentage
1	完全不符合	58	<div><div></div></div> 18.5%
2		50	<div><div></div></div> 16.0%
3		79	<div><div></div></div> 25.2%
4		53	<div><div></div></div> 16.9%
5		56	<div><div></div></div> 17.9%
6		8	<div><div></div></div> 2.6%
7	完全符合	9	<div><div></div></div> 2.9%
9999	未填	47	

*Warning: these figures indicate the number of cases found in the data file. They cannot be interpreted as summary statistics of the population of interest.*

# **q37\_13:** 十.(一)社會取向成就動機:13.工作時,我常根據同學或朋友的標準來要求自己

<b>Information</b>	[Type= discrete] [Format=numeric] [Range= 1-7] [Missing=*/9999]
<b>Statistics [NW/ W]</b>	[Valid=312 /-] [Invalid=48 /-]

Value	Label	Cases	Percentage
1	完全不符合	20	<div><div></div></div> 6.4%
2		33	<div><div></div></div> 10.6%
3		42	<div><div></div></div> 13.5%
4		72	<div><div></div></div> 23.1%
5		87	<div><div></div></div> 27.9%
6		43	<div><div></div></div> 13.8%
7	完全符合	15	<div><div></div></div> 4.8%
9999	未填	48	

*Warning: these figures indicate the number of cases found in the data file. They cannot be interpreted as summary statistics of the population of interest.*

# **q37\_14:** 十.(一)社會取向成就動機:14.發現同學比我用功時,我就會擔心成績落人後

<b>Information</b>	[Type= discrete] [Format=numeric] [Range= 1-7] [Missing=*/9999]
<b>Statistics [NW/ W]</b>	[Valid=312 /-] [Invalid=48 /-]

Value	Label	Cases	Percentage
1	完全不符合	19	<div><div></div></div> 6.1%
2		18	<div><div></div></div> 5.8%
3		38	<div><div></div></div> 12.2%
4		57	<div><div></div></div> 18.3%

# q37_14: 十.(一)社會取向成就動機:14.發現同學比我用功時，我就會擔心成績落人後			
Value	Label	Cases	Percentage
5		74	<div></div> 23.7%
6		64	<div></div> 20.5%
7	完全符合	42	<div></div> 13.5%
9999	未填	48	
Warning: these figures indicate the number of cases found in the data file. They cannot be interpreted as summary statistics of the population of interest.			
# q37_15: 十.(一)社會取向成就動機:15.老師交代的功課，我通常會盡力把它做好，以博得老師的好印象			
Information	[Type= discrete] [Format=numeric] [Range= 1-7] [Missing=*/9999]		
Statistics [NW/ W]	[Valid=313 /-] [Invalid=47 /-]		
Value	Label	Cases	Percentage
1	完全不符合	20	<div></div> 6.4%
2		23	<div></div> 7.3%
3		52	<div></div> 16.6%
4		71	<div></div> 22.7%
5		88	<div></div> 28.1%
6		43	<div></div> 13.7%
7	完全符合	16	<div></div> 5.1%
9999	未填	47	
Warning: these figures indicate the number of cases found in the data file. They cannot be interpreted as summary statistics of the population of interest.			
# q37_16: 十.(一)社會取向成就動機:16.老師稱讚班上其他同學時，我就覺得自己必須好好努力上進			
Information	[Type= discrete] [Format=numeric] [Range= 1-7] [Missing=*/9999]		
Statistics [NW/ W]	[Valid=313 /-] [Invalid=47 /-]		
Value	Label	Cases	Percentage
1	完全不符合	36	<div></div> 11.5%
2		25	<div></div> 8.0%
3		47	<div></div> 15.0%
4		71	<div></div> 22.7%
5		67	<div></div> 21.4%
6		48	<div></div> 15.3%
7	完全符合	19	<div></div> 6.1%
9999	未填	47	
Warning: these figures indicate the number of cases found in the data file. They cannot be interpreted as summary statistics of the population of interest.			
# q37_17: 十.(一)社會取向成就動機:17.在做一件事情之前，我常希望別人能告訴我如何去做的詳細步驟			
Information	[Type= discrete] [Format=numeric] [Range= 1-7] [Missing=*/9999]		
Statistics [NW/ W]	[Valid=312 /-] [Invalid=48 /-]		
Value	Label	Cases	Percentage
1	完全不符合	13	<div></div> 4.2%
2		20	<div></div> 6.4%
3		38	<div></div> 12.2%
4		72	<div></div> 23.1%
5		83	<div></div> 26.6%
6		59	<div></div> 18.9%
7	完全符合	27	<div></div> 8.7%
9999	未填	48	

# <b>q37_17:</b> 十.(一)社會取向成就動機:17.在做一件事情之前,我常希望別人能告訴我如何去做詳細步驟			
Warning: these figures indicate the number of cases found in the data file. They cannot be interpreted as summary statistics of the population of interest.			
# <b>q37_18:</b> 十.(一)社會取向成就動機:18.老師對我的期望與要求,是我努力讀書的原動力			
Information	[Type= discrete] [Format=numeric] [Range= 1-7] [Missing=*/9999]		
Statistics [NW/ W]	[Valid=312 /-] [Invalid=48 /-]		
Value	Label	Cases	Percentage
1	完全不符合	41	<div><div></div></div> 13.1%
2		41	<div><div></div></div> 13.1%
3		60	<div><div></div></div> 19.2%
4		72	<div><div></div></div> 23.1%
5		65	<div><div></div></div> 20.8%
6		24	<div><div></div></div> 7.7%
7	完全符合	9	<div><div></div></div> 2.9%
9999	未填	48	
Warning: these figures indicate the number of cases found in the data file. They cannot be interpreted as summary statistics of the population of interest.			
# <b>q37_19:</b> 十.(一)社會取向成就動機:19.我希望知道別人對我的學業表現的評價			
Information	[Type= discrete] [Format=numeric] [Range= 1-7] [Missing=*/9999]		
Statistics [NW/ W]	[Valid=313 /-] [Invalid=47 /-]		
Value	Label	Cases	Percentage
1	完全不符合	31	<div><div></div></div> 9.9%
2		25	<div><div></div></div> 8.0%
3		41	<div><div></div></div> 13.1%
4		77	<div><div></div></div> 24.6%
5		69	<div><div></div></div> 22.0%
6		46	<div><div></div></div> 14.7%
7	完全符合	24	<div><div></div></div> 7.7%
9999	未填	47	
Warning: these figures indicate the number of cases found in the data file. They cannot be interpreted as summary statistics of the population of interest.			
# <b>q37_20:</b> 十.(一)社會取向成就動機:20.我比較喜歡我的工作成果能由別人來評定			
Information	[Type= discrete] [Format=numeric] [Range= 1-7] [Missing=*/9999]		
Statistics [NW/ W]	[Valid=313 /-] [Invalid=47 /-]		
Value	Label	Cases	Percentage
1	完全不符合	35	<div><div></div></div> 11.2%
2		40	<div><div></div></div> 12.8%
3		52	<div><div></div></div> 16.6%
4		99	<div><div></div></div> 31.6%
5		53	<div><div></div></div> 16.9%
6		25	<div><div></div></div> 8.0%
7	完全符合	9	<div><div></div></div> 2.9%
9999	未填	47	
Warning: these figures indicate the number of cases found in the data file. They cannot be interpreted as summary statistics of the population of interest.			
# <b>q37_21:</b> 十.(一)社會取向成就動機:21.社會上一般人認為有價值的東西,我都想努力去獲得			
Information	[Type= discrete] [Format=numeric] [Range= 1-7] [Missing=*/9999]		
Statistics [NW/ W]	[Valid=312 /-] [Invalid=48 /-]		

# q37\_21: 十.(一)社會取向成就動機:21.社會上一般人認為有價值的東西，我都想努力去獲得

Value	Label	Cases	Percentage
1	完全不符合	23	<div><div></div></div> 7.4%
2		39	<div><div></div></div> 12.5%
3		36	<div><div></div></div> 11.5%
4		71	<div><div></div></div> 22.8%
5		97	<div><div></div></div> 31.1%
6		27	<div><div></div></div> 8.7%
7	完全符合	19	<div><div></div></div> 6.1%
9999	未填	48	

Warning: these figures indicate the number of cases found in the data file. They cannot be interpreted as summary statistics of the population of interest.

# q37\_22: 十.(一)社會取向成就動機:22.為了讓別人相信我的能力很高，每件工作我都會盡力去做

Information	[Type= discrete] [Format=numeric] [Range= 1-7] [Missing=*/9999]
Statistics [NW/ W]	[Valid=312 /-] [Invalid=48 /-]

Value	Label	Cases	Percentage
1	完全不符合	15	<div><div></div></div> 4.8%
2		25	<div><div></div></div> 8.0%
3		32	<div><div></div></div> 10.3%
4		73	<div><div></div></div> 23.4%
5		91	<div><div></div></div> 29.2%
6		53	<div><div></div></div> 17.0%
7	完全符合	23	<div><div></div></div> 7.4%
9999	未填	48	

Warning: these figures indicate the number of cases found in the data file. They cannot be interpreted as summary statistics of the population of interest.

# q37\_23: 十.(一)社會取向成就動機:23.我不在乎自己對念書是否有興趣，我最關心的是考試成績如何

Information	[Type= discrete] [Format=numeric] [Range= 1-7] [Missing=*/9999]
Statistics [NW/ W]	[Valid=313 /-] [Invalid=47 /-]

Value	Label	Cases	Percentage
1	完全不符合	55	<div><div></div></div> 17.6%
2		47	<div><div></div></div> 15.0%
3		65	<div><div></div></div> 20.8%
4		75	<div><div></div></div> 24.0%
5		45	<div><div></div></div> 14.4%
6		17	<div><div></div></div> 5.4%
7	完全符合	9	<div><div></div></div> 2.9%
9999	未填	47	

Warning: these figures indicate the number of cases found in the data file. They cannot be interpreted as summary statistics of the population of interest.

# q37\_24: 十.(一)社會取向成就動機:24.我最崇拜那些有很高社會地位的人

Information	[Type= discrete] [Format=numeric] [Range= 1-7] [Missing=*/9999]
Statistics [NW/ W]	[Valid=313 /-] [Invalid=47 /-]

Value	Label	Cases	Percentage
1	完全不符合	52	<div><div></div></div> 16.6%
2		36	<div><div></div></div> 11.5%
3		55	<div><div></div></div> 17.6%
4		83	<div><div></div></div> 26.5%

# q37_24: 十.(一)社會取向成就動機:24.我最崇拜那些有很高社會地位的人			
Value	Label	Cases	Percentage
5		44	<div></div> 14.1%
6		37	<div></div> 11.8%
7	完全符合	6	<div></div> 1.9%
9999	未填	47	
Warning: these figures indicate the number of cases found in the data file. They cannot be interpreted as summary statistics of the population of interest.			
# q37_25: 十.(一)社會取向成就動機:25.父母認為有價值的事情，我通常會努力去做			
Information	[Type= discrete] [Format=numeric] [Range= 1-7] [Missing=*/9999]		
Statistics [NW/ W]	[Valid=312 /-] [Invalid=48 /-]		
Value	Label	Cases	Percentage
1	完全不符合	36	<div></div> 11.5%
2		32	<div></div> 10.3%
3		49	<div></div> 15.7%
4		80	<div></div> 25.6%
5		74	<div></div> 23.7%
6		34	<div></div> 10.9%
7	完全符合	7	<div></div> 2.2%
9999	未填	48	
Warning: these figures indicate the number of cases found in the data file. They cannot be interpreted as summary statistics of the population of interest.			
# q37_26: 十.(一)社會取向成就動機:26.考試考不好，在親戚朋友面前，真是抬不起頭來			
Information	[Type= discrete] [Format=numeric] [Range= 1-7] [Missing=*/9999]		
Statistics [NW/ W]	[Valid=312 /-] [Invalid=48 /-]		
Value	Label	Cases	Percentage
1	完全不符合	51	<div></div> 16.3%
2		41	<div></div> 13.1%
3		63	<div></div> 20.2%
4		73	<div></div> 23.4%
5		48	<div></div> 15.4%
6		23	<div></div> 7.4%
7	完全符合	13	<div></div> 4.2%
9999	未填	48	
Warning: these figures indicate the number of cases found in the data file. They cannot be interpreted as summary statistics of the population of interest.			
# q37_27: 十.(一)社會取向成就動機:27.我常努力去作一些事，只是為了向別人證明我是一個上進的人			
Information	[Type= discrete] [Format=numeric] [Range= 1-7] [Missing=*/9999]		
Statistics [NW/ W]	[Valid=313 /-] [Invalid=47 /-]		
Value	Label	Cases	Percentage
1	完全不符合	28	<div></div> 8.9%
2		34	<div></div> 10.9%
3		52	<div></div> 16.6%
4		77	<div></div> 24.6%
5		82	<div></div> 26.2%
6		25	<div></div> 8.0%
7	完全符合	15	<div></div> 4.8%
9999	未填	47	

# **q37\_27:** 十.(一)社會取向成就動機:27.我常努力去作一些事，只是為了向別人證明我是一個上進的人

*Warning: these figures indicate the number of cases found in the data file. They cannot be interpreted as summary statistics of the population of interest.*

# **q37\_28:** 十.(一)社會取向成就動機:28.當我圓滿完成一件工作時，如果沒人知道我的表現，我就會沒有成就感

**Information** [Type= discrete] [Format=numeric] [Range= 1-7] [Missing=\*/9999]

**Statistics [NW/ W]** [Valid=312 /-] [Invalid=48 /-]







Value	Label	Cases	Percentage
1	完全不符合	39	12.5%
2		28	9.0%
3		50	16.0%
4		96	30.8%
5		58	18.6%
6		26	8.3%
7	完全符合	15	4.8%
9999	未填	48	

*Warning: these figures indicate the number of cases found in the data file. They cannot be interpreted as summary statistics of the population of interest.*



# q37_29: 十.(一)社會取向成就動機:29.做是碰到困難, 若無別人的鼓勵, 我就會有放棄的念頭			
Information	[Type= discrete] [Format=numeric] [Range= 1-7] [Missing=*/9999]		
Statistics [NW/ W]	[Valid=313 /-] [Invalid=47 /-]		
Value	Label	Cases	Percentage
1	完全不符合	42	<div><div></div></div> 13.4%
2		29	<div><div></div></div> 9.3%
3		59	<div><div></div></div> 18.8%
4		83	<div><div></div></div> 26.5%
5		61	<div><div></div></div> 19.5%
6		30	<div><div></div></div> 9.6%
7	完全符合	9	<div><div></div></div> 2.9%
9999	未填	47	
Warning: these figures indicate the number of cases found in the data file. They cannot be interpreted as summary statistics of the population of interest.			
# q37_30: 十.(一)社會取向成就動機:30.我希望在某種工作、職業或專門領域裡, 成為大家公認的權威			
Information	[Type= discrete] [Format=numeric] [Range= 1-7] [Missing=*/9999]		
Statistics [NW/ W]	[Valid=313 /-] [Invalid=47 /-]		
Value	Label	Cases	Percentage
1	完全不符合	21	<div><div></div></div> 6.7%
2		16	<div><div></div></div> 5.1%
3		34	<div><div></div></div> 10.9%
4		66	<div><div></div></div> 21.1%
5		72	<div><div></div></div> 23.0%
6		64	<div><div></div></div> 20.4%
7	完全符合	40	<div><div></div></div> 12.8%
9999	未填	47	
Warning: these figures indicate the number of cases found in the data file. They cannot be interpreted as summary statistics of the population of interest.			
# q38_1: 十.(二)個我取向成就動機:1.不管事情有多困難, 只要自己認為值得去做, 我就會盡力而為			
Information	[Type= discrete] [Format=numeric] [Range= 1-7] [Missing=*/9999]		
Statistics [NW/ W]	[Valid=313 /-] [Invalid=47 /-]		
Value	Label	Cases	Percentage
1	完全不符合	4	<div><div></div></div> 1.3%
2		3	<div><div></div></div> 1.0%
3		15	<div><div></div></div> 4.8%
4		39	<div><div></div></div> 12.5%
5		104	<div><div></div></div> 33.2%
6		84	<div><div></div></div> 26.8%
7	完全符合	64	<div><div></div></div> 20.4%
9999	未填	47	
Warning: these figures indicate the number of cases found in the data file. They cannot be interpreted as summary statistics of the population of interest.			
# q38_2: 十.(二)個我取向成就動機:2.工作的時候, 我總是拼命去做, 直到我自己滿意為止			
Information	[Type= discrete] [Format=numeric] [Range= 1-7] [Missing=*/9999]		
Statistics [NW/ W]	[Valid=313 /-] [Invalid=47 /-]		
Value	Label	Cases	Percentage
1	完全不符合	4	<div><div></div></div> 1.3%








# q38\_2: 十.(二)個我取向成就動機:2.工作的時候,我總是拼命去做,直到我自己滿意為止

Value	Label	Cases	Percentage
2		6	 1.9%
3		18	 5.8%
4		76	 24.3%
5		103	 32.9%
6		71	 22.7%
7	完全符合	35	 11.2%
9999	未填	47	

Warning: these figures indicate the number of cases found in the data file. They cannot be interpreted as summary statistics of the population of interest.

# q38\_3: 十.(二)個我取向成就動機:3.即使沒有別人在場,我也會好好地把已經開始的工作做完,絕不半途而廢








Information	[Type= discrete] [Format=numeric] [Range= 1-7] [Missing=*/9999]
Statistics [NW/ W]	[Valid=313 /-] [Invalid=47 /-]

Value	Label	Cases	Percentage
1	完全不符合	4	 1.3%
2		5	 1.6%
3		24	 7.7%
4		84	 26.8%
5		94	 30.0%
6		72	 23.0%
7	完全符合	30	 9.6%
9999	未填	47	

Warning: these figures indicate the number of cases found in the data file. They cannot be interpreted as summary statistics of the population of interest.

# q38\_4: 十.(二)個我取向成就動機:4.我時常在想:自己目前的表現是否已經達到自己的期望或標準






Information	[Type= discrete] [Format=numeric] [Range= 1-7] [Missing=*/9999]
Statistics [NW/ W]	[Valid=312 /-] [Invalid=48 /-]

Value	Label	Cases	Percentage
1	完全不符合	5	 1.6%
2		3	 1.0%
3		14	 4.5%
4		55	 17.6%
5		99	 31.7%
6		83	 26.6%
7	完全符合	53	 17.0%
9999	未填	48	

Warning: these figures indicate the number of cases found in the data file. They cannot be interpreted as summary statistics of the population of interest.

# q38\_5: 十.(二)個我取向成就動機:5.工作時遇到阻礙,我通常會根據自己的判斷,嘗試用不同的方法去解決

Information	[Type= discrete] [Format=numeric] [Range= 1-7] [Missing=*/9999]
Statistics [NW/ W]	[Valid=312 /-] [Invalid=48 /-]

Value	Label	Cases	Percentage
1	完全不符合	3	 1.0%
2		6	 1.9%
3		15	 4.8%
4		60	 19.2%
5		108	 34.6%

# q38_5: 十.(二)個我取向成就動機:5.工作時遇到阻礙, 我通常會根據自己的判斷, 嘗試用不同的方法去解決			
Value	Label	Cases	Percentage
6		84	<div></div> 26.9%
7	完全符合	36	<div></div> 11.5%
9999	未填	48	
Warning: these figures indicate the number of cases found in the data file. They cannot be interpreted as summary statistics of the population of interest.			
# q38_6: 十.(二)個我取向成就動機:6.我喜歡工作, 因為工作本身讓我覺得生活有意義			
Information	[Type= discrete] [Format=numeric] [Range= 1-7] [Missing=*/9999]		
Statistics [NW/ W]	[Valid=313 /-] [Invalid=47 /-]		
Value	Label	Cases	Percentage
1	完全不符合	8	<div></div> 2.6%
2		14	<div></div> 4.5%
3		45	<div></div> 14.4%
4		77	<div></div> 24.6%
5		99	<div></div> 31.6%
6		44	<div></div> 14.1%
7	完全符合	26	<div></div> 8.3%
9999	未填	47	
Warning: these figures indicate the number of cases found in the data file. They cannot be interpreted as summary statistics of the population of interest.			
# q38_7: 十.(二)個我取向成就動機:7.做完一件工作後, 我喜歡根據自己的標準來加以評價			
Information	[Type= discrete] [Format=numeric] [Range= 1-7] [Missing=*/9999]		
Statistics [NW/ W]	[Valid=312 /-] [Invalid=48 /-]		
Value	Label	Cases	Percentage
1	完全不符合	4	<div></div> 1.3%
2		9	<div></div> 2.9%
3		19	<div></div> 6.1%
4		63	<div></div> 20.2%
5		110	<div></div> 35.3%
6		72	<div></div> 23.1%
7	完全符合	35	<div></div> 11.2%
9999	未填	48	
Warning: these figures indicate the number of cases found in the data file. They cannot be interpreted as summary statistics of the population of interest.			
# q38_8: 十.(二)個我取向成就動機:8.工作時, 我常對自己有很高的要求與期望			
Information	[Type= discrete] [Format=numeric] [Range= 1-7] [Missing=*/9999]		
Statistics [NW/ W]	[Valid=312 /-] [Invalid=48 /-]		
Value	Label	Cases	Percentage
1	完全不符合	5	<div></div> 1.6%
2		7	<div></div> 2.2%
3		25	<div></div> 8.0%
4		59	<div></div> 18.9%
5		90	<div></div> 28.8%
6		74	<div></div> 23.7%
7	完全符合	52	<div></div> 16.7%
9999	未填	47	
Sysmiss		1	

# q38_8: 十.(二)個我取向成就動機:8.工作時,我常對自己有很高的要求與期望			
Warning: these figures indicate the number of cases found in the data file. They cannot be interpreted as summary statistics of the population of interest.			
# q38_9: 十.(二)個我取向成就動機:9.我所追求的生活目標與價值,是由我自己來決定			
Information	[Type= discrete] [Format=numeric] [Range= 1-7] [Missing=*/9999]		
Statistics [NW/ W]	[Valid=312 /-] [Invalid=48 /-]		
Value	Label	Cases	Percentage
1	完全不符合	3	<div><div></div></div> 1.0%
2		8	<div><div></div></div> 2.6%
3		14	<div><div></div></div> 4.5%
4		42	<div><div></div></div> 13.5%
5		76	<div><div></div></div> 24.4%
6		95	<div><div></div></div> 30.4%
7	完全符合	74	<div><div></div></div> 23.7%
9999	未填	48	
Warning: these figures indicate the number of cases found in the data file. They cannot be interpreted as summary statistics of the population of interest.			
# q38_10: 十.(二)個我取向成就動機:10.我之所以喜歡念書,是因為念書本身可以讓我獲得許多知識			
Information	[Type= discrete] [Format=numeric] [Range= 1-7] [Missing=*/9999]		
Statistics [NW/ W]	[Valid=313 /-] [Invalid=47 /-]		
Value	Label	Cases	Percentage
1	完全不符合	7	<div><div></div></div> 2.2%
2		19	<div><div></div></div> 6.1%
3		38	<div><div></div></div> 12.1%
4		87	<div><div></div></div> 27.8%
5		74	<div><div></div></div> 23.6%
6		60	<div><div></div></div> 19.2%
7	完全符合	28	<div><div></div></div> 8.9%
9999	未填	47	
Warning: these figures indicate the number of cases found in the data file. They cannot be interpreted as summary statistics of the population of interest.			
# q38_11: 十.(二)個我取向成就動機:11.為了個人的成功,我願意專心工作,努力不懈			
Information	[Type= discrete] [Format=numeric] [Range= 1-7] [Missing=*/9999]		
Statistics [NW/ W]	[Valid=311 /-] [Invalid=49 /-]		
Value	Label	Cases	Percentage
1	完全不符合	4	<div><div></div></div> 1.3%
2		7	<div><div></div></div> 2.3%
3		31	<div><div></div></div> 10.0%
4		71	<div><div></div></div> 22.8%
5		85	<div><div></div></div> 27.3%
6		75	<div><div></div></div> 24.1%
7	完全符合	38	<div><div></div></div> 12.2%
9999	未填	49	
Warning: these figures indicate the number of cases found in the data file. They cannot be interpreted as summary statistics of the population of interest.			
# q38_12: 十.(二)個我取向成就動機:12.考試不理想時,我通常會自己認真檢討,以改進讀書的方法			
Information	[Type= discrete] [Format=numeric] [Range= 1-7] [Missing=*/9999]		
Statistics [NW/ W]	[Valid=313 /-] [Invalid=47 /-]		

# **q38\_12:** 十.(二)個我取向成就動機:12. 考試不理想時, 我通常會自己認真檢討, 以改進讀書的方法

Value	Label	Cases	Percentage
1	完全不符合	7	<div><div></div></div> 2.2%
2		14	<div><div></div></div> 4.5%
3		40	<div><div></div></div> 12.8%
4		77	<div><div></div></div> 24.6%
5		79	<div><div></div></div> 25.2%
6		68	<div><div></div></div> 21.7%
7	完全符合	28	<div><div></div></div> 8.9%
9999	未填	47	

Warning: these figures indicate the number of cases found in the data file. They cannot be interpreted as summary statistics of the population of interest.

# **q38\_13:** 十.(二)個我取向成就動機:13. 當我圓滿完成一件工作時, 即使沒人知道, 我也會覺得有成就感

Information	[Type= discrete] [Format=numeric] [Range= 1-7] [Missing=*/9999]
Statistics [NW/ W]	[Valid=313 /-] [Invalid=47 /-]

Value	Label	Cases	Percentage
1	完全不符合	9	<div><div></div></div> 2.9%
2		13	<div><div></div></div> 4.2%
3		33	<div><div></div></div> 10.5%
4		65	<div><div></div></div> 20.8%
5		86	<div><div></div></div> 27.5%
6		65	<div><div></div></div> 20.8%
7	完全符合	42	<div><div></div></div> 13.4%
9999	未填	47	

Warning: these figures indicate the number of cases found in the data file. They cannot be interpreted as summary statistics of the population of interest.

# **q38\_14:** 十.(二)個我取向成就動機:14. 不管別人怎麼想, 只要是我認為有價值的事, 我就會盡力去做

Information	[Type= discrete] [Format=numeric] [Range= 1-7] [Missing=*/9999]
Statistics [NW/ W]	[Valid=313 /-] [Invalid=47 /-]

Value	Label	Cases	Percentage
1	完全不符合	2	<div><div></div></div> 0.6%
2		4	<div><div></div></div> 1.3%
3		23	<div><div></div></div> 7.3%
4		43	<div><div></div></div> 13.7%
5		101	<div><div></div></div> 32.3%
6		77	<div><div></div></div> 24.6%
7	完全符合	63	<div><div></div></div> 20.1%
9999	未填	47	

Warning: these figures indicate the number of cases found in the data file. They cannot be interpreted as summary statistics of the population of interest.

# **q38\_15:** 十.(二)個我取向成就動機:15. 圓滿完成工作就是一件令人高興的事, 工作報酬尚是次要

Information	[Type= discrete] [Format=numeric] [Range= 1-7] [Missing=*/9999]
Statistics [NW/ W]	[Valid=313 /-] [Invalid=47 /-]

Value	Label	Cases	Percentage
1	完全不符合	11	<div><div></div></div> 3.5%
2		9	<div><div></div></div> 2.9%
3		47	<div><div></div></div> 15.0%
4		78	<div><div></div></div> 24.9%

# q38_15: 十.(二)個我取向成就動機:15. 圓滿完成工作就是一件令人高興的事, 工作報酬尚是次要			
Value	Label	Cases	Percentage
5		86	<div><div></div></div> 27.5%
6		48	<div><div></div></div> 15.3%
7	完全符合	34	<div><div></div></div> 10.9%
9999	未填	47	
Warning: these figures indicate the number of cases found in the data file. They cannot be interpreted as summary statistics of the population of interest.			
# q38_16: 十.(二)個我取向成就動機:16. 我在學校的功課能按照自己的目標不斷進步, 是我最高興的事			
Information	[Type= discrete] [Format=numeric] [Range= 1-7] [Missing=*/9999]		
Statistics [NW/ W]	[Valid=313 /-] [Invalid=47 /-]		
Value	Label	Cases	Percentage
1	完全不符合	4	<div><div></div></div> 1.3%
2		4	<div><div></div></div> 1.3%
3		29	<div><div></div></div> 9.3%
4		65	<div><div></div></div> 20.8%
5		90	<div><div></div></div> 28.8%
6		69	<div><div></div></div> 22.0%
7	完全符合	52	<div><div></div></div> 16.6%
9999	未填	47	
Warning: these figures indicate the number of cases found in the data file. They cannot be interpreted as summary statistics of the population of interest.			
# q38_17: 十.(二)個我取向成就動機:17. 做完一件工作之後, 我很清楚評價成果所根據的標準是甚麼			
Information	[Type= discrete] [Format=numeric] [Range= 1-7] [Missing=*/9999]		
Statistics [NW/ W]	[Valid=313 /-] [Invalid=47 /-]		
Value	Label	Cases	Percentage
1	完全不符合	3	<div><div></div></div> 1.0%
2		8	<div><div></div></div> 2.6%
3		39	<div><div></div></div> 12.5%
4		83	<div><div></div></div> 26.5%
5		88	<div><div></div></div> 28.1%
6		63	<div><div></div></div> 20.1%
7	完全符合	29	<div><div></div></div> 9.3%
9999	未填	47	
Warning: these figures indicate the number of cases found in the data file. They cannot be interpreted as summary statistics of the population of interest.			
# q38_18: 十.(二)個我取向成就動機:18. 我通常按照自己的選擇, 做自己真正想做的事			
Information	[Type= discrete] [Format=numeric] [Range= 1-7] [Missing=*/9999]		
Statistics [NW/ W]	[Valid=312 /-] [Invalid=48 /-]		
Value	Label	Cases	Percentage
1	完全不符合	3	<div><div></div></div> 1.0%
2		7	<div><div></div></div> 2.2%
3		23	<div><div></div></div> 7.4%
4		60	<div><div></div></div> 19.2%
5		87	<div><div></div></div> 27.9%
6		79	<div><div></div></div> 25.3%
7	完全符合	53	<div><div></div></div> 17.0%
9999	未填	48	

# q38_18: 十.(二)個我取向成就動機:18.我通常按照自己的選擇, 做自己真正想做的事			
Warning: these figures indicate the number of cases found in the data file. They cannot be interpreted as summary statistics of the population of interest.			
# q38_19: 十.(二)個我取向成就動機:19.我追求高學歷, 不是為了光宗耀祖, 而是因為我自己對知識有興趣			
Information	[Type= discrete] [Format=numeric] [Range= 1-7] [Missing=*/9999]		
Statistics [NW/ W]	[Valid=312 /-] [Invalid=48 /-]		
Value	Label	Cases	Percentage
1	完全不符合	9	2.9%
2		9	2.9%
3		37	11.9%
4		69	22.1%
5		96	30.8%
6		59	18.9%
7	完全符合	33	10.6%
9999	未填	48	
Warning: these figures indicate the number of cases found in the data file. They cannot be interpreted as summary statistics of the population of interest.			
# q38_20: 十.(二)個我取向成就動機:20.當工作未能達到自己的預定目標或理想時, 我會有一種對不起自己的感覺			
Information	[Type= discrete] [Format=numeric] [Range= 1-7] [Missing=*/9999]		
Statistics [NW/ W]	[Valid=311 /-] [Invalid=49 /-]		
Value	Label	Cases	Percentage
1	完全不符合	3	1.0%
2		11	3.5%
3		22	7.1%
4		51	16.4%
5		84	27.0%
6		91	29.3%
7	完全符合	49	15.8%
9999	未填	49	
Warning: these figures indicate the number of cases found in the data file. They cannot be interpreted as summary statistics of the population of interest.			
# q38_21: 十.(二)個我取向成就動機:21.我工作時為自己所訂的標準, 常比別人要求我的標準高			
Information	[Type= discrete] [Format=numeric] [Range= 1-7] [Missing=*/9999]		
Statistics [NW/ W]	[Valid=312 /-] [Invalid=48 /-]		
Value	Label	Cases	Percentage
1	完全不符合	3	1.0%
2		11	3.5%
3		35	11.2%
4		77	24.7%
5		85	27.2%
6		65	20.8%
7	完全符合	36	11.5%
9999	未填	48	
Warning: these figures indicate the number of cases found in the data file. They cannot be interpreted as summary statistics of the population of interest.			
# q38_22: 十.(二)個我取向成就動機:22.考試成績如何還在其次, 讀書本身才是我真正喜歡的			
Information	[Type= discrete] [Format=numeric] [Range= 1-7] [Missing=*/9999]		
Statistics [NW/ W]	[Valid=312 /-] [Invalid=48 /-]		

# **q38\_22:** 十.(二)個我取向成就動機:22. 考試成績如何還在其次，讀書本身才是我真正喜歡的

Value	Label	Cases	Percentage
1	完全不符合	13	4.2%
2		23	7.4%
3		56	17.9%
4		95	30.4%
5		73	23.4%
6		37	11.9%
7	完全符合	15	4.8%
9999	未填	48	

*Warning: these figures indicate the number of cases found in the data file. They cannot be interpreted as summary statistics of the population of interest.*

# **q38\_23:** 十.(二)個我取向成就動機:23. 我通常以我自己的讀書方法念書，以便得到更好的成績

<b>Information</b>	[Type= discrete] [Format=numeric] [Range= 1-7] [Missing=*/9999]
<b>Statistics [NW/ W]</b>	[Valid=311 /-] [Invalid=49 /-]

Value	Label	Cases	Percentage
1	完全不符合	4	1.3%
2		12	3.9%
3		22	7.1%
4		70	22.5%
5		94	30.2%
6		74	23.8%
7	完全符合	35	11.3%
9999	未填	49	

*Warning: these figures indicate the number of cases found in the data file. They cannot be interpreted as summary statistics of the population of interest.*

# **q38\_24:** 十.(二)個我取向成就動機:24. 工作本身自有樂趣，我願意從事任何有意思的工作

<b>Information</b>	[Type= discrete] [Format=numeric] [Range= 1-7] [Missing=*/9999]
<b>Statistics [NW/ W]</b>	[Valid=313 /-] [Invalid=47 /-]

Value	Label	Cases	Percentage
1	完全不符合	3	1.0%
2		11	3.5%
3		17	5.4%
4		51	16.3%
5		99	31.6%
6		79	25.2%
7	完全符合	53	16.9%
9999	未填	47	

*Warning: these figures indicate the number of cases found in the data file. They cannot be interpreted as summary statistics of the population of interest.*

# **q38\_25:** 十.(二)個我取向成就動機:25. 我時常為了完成一件自己喜歡的工作，而一直熬到深夜

<b>Information</b>	[Type= discrete] [Format=numeric] [Range= 1-7] [Missing=*/9999]
<b>Statistics [NW/ W]</b>	[Valid=311 /-] [Invalid=49 /-]

Value	Label	Cases	Percentage
1	完全不符合	7	2.3%
2		14	4.5%
3		28	9.0%
4		60	19.3%



# q38_25: 十.(二)個我取向成就動機:25.我時常為了完成一件自己喜歡的工作，而一直熬到深夜			
Value	Label	Cases	Percentage
5		77	<div><div></div></div> 24.8%
6		68	<div><div></div></div> 21.9%
7	完全符合	57	<div><div></div></div> 18.3%
9999	未填	49	
Warning: these figures indicate the number of cases found in the data file. They cannot be interpreted as summary statistics of the population of interest.			
# q38_26: 十.(二)個我取向成就動機:26.我很清楚自己要努力到甚麼程度，才能達到自己的目標			
Information	[Type= discrete] [Format=numeric] [Range= 1-7] [Missing=*/9999]		
Statistics [NW/ W]	[Valid=311 /-] [Invalid=49 /-]		
Value	Label	Cases	Percentage
1	完全不符合	4	<div><div></div></div> 1.3%
2		12	<div><div></div></div> 3.9%
3		32	<div><div></div></div> 10.3%
4		71	<div><div></div></div> 22.8%
5		82	<div><div></div></div> 26.4%
6		68	<div><div></div></div> 21.9%
7	完全符合	42	<div><div></div></div> 13.5%
9999	未填	49	
Warning: these figures indicate the number of cases found in the data file. They cannot be interpreted as summary statistics of the population of interest.			
# q38_27: 十.(二)個我取向成就動機:27.工作結束之後，我通常立即就能判斷自己表現的好壞			
Information	[Type= discrete] [Format=numeric] [Range= 1-7] [Missing=*/9999]		
Statistics [NW/ W]	[Valid=313 /-] [Invalid=47 /-]		
Value	Label	Cases	Percentage
1	完全不符合	4	<div><div></div></div> 1.3%
2		12	<div><div></div></div> 3.8%
3		44	<div><div></div></div> 14.1%
4		91	<div><div></div></div> 29.1%
5		80	<div><div></div></div> 25.6%
6		63	<div><div></div></div> 20.1%
7	完全符合	19	<div><div></div></div> 6.1%
9999	未填	47	
Warning: these figures indicate the number of cases found in the data file. They cannot be interpreted as summary statistics of the population of interest.			
# q38_28: 十.(二)個我取向成就動機:28.一個人成就的高低，應該由自己來判斷			
Information	[Type= discrete] [Format=numeric] [Range= 1-7] [Missing=*/9999]		
Statistics [NW/ W]	[Valid=313 /-] [Invalid=47 /-]		
Value	Label	Cases	Percentage
1	完全不符合	3	<div><div></div></div> 1.0%
2		5	<div><div></div></div> 1.6%
3		21	<div><div></div></div> 6.7%
4		60	<div><div></div></div> 19.2%
5		97	<div><div></div></div> 31.0%
6		73	<div><div></div></div> 23.3%
7	完全符合	54	<div><div></div></div> 17.3%
9999	未填	47	

# q38_28: 十.(二)個我取向成就動機:28. 一個人成就的高低, 應該由自己來判斷			
Warning: these figures indicate the number of cases found in the data file. They cannot be interpreted as summary statistics of the population of interest.			
# q38_29: 十.(二)個我取向成就動機:29. 我常努力去作一些事, 只是為了向我自己證明我能勝任愉快			
Information	[Type= discrete] [Format=numeric] [Range= 1-7] [Missing=*/9999]		
Statistics [NW/ W]	[Valid=312 /-] [Invalid=48 /-]		
Value	Label	Cases	Percentage
1	完全不符合	6	<div><div></div></div> 1.9%
2		13	<div><div></div></div> 4.2%
3		32	<div><div></div></div> 10.3%
4		57	<div><div></div></div> 18.3%
5		89	<div><div></div></div> 28.5%
6		77	<div><div></div></div> 24.7%
7	完全符合	38	<div><div></div></div> 12.2%
9999	未填	48	
Warning: these figures indicate the number of cases found in the data file. They cannot be interpreted as summary statistics of the population of interest.			
# q38_30: 十.(二)個我取向成就動機:30. 考試成績不理想, 即使父母師長沒有責備我, 我也會覺得很對不起自己			
Information	[Type= discrete] [Format=numeric] [Range= 1-7] [Missing=*/9999]		
Statistics [NW/ W]	[Valid=313 /-] [Invalid=47 /-]		
Value	Label	Cases	Percentage
1	完全不符合	12	<div><div></div></div> 3.8%
2		5	<div><div></div></div> 1.6%
3		18	<div><div></div></div> 5.8%
4		50	<div><div></div></div> 16.0%
5		86	<div><div></div></div> 27.5%
6		85	<div><div></div></div> 27.2%
7	完全符合	57	<div><div></div></div> 18.2%
9999	未填	47	
Warning: these figures indicate the number of cases found in the data file. They cannot be interpreted as summary statistics of the population of interest.			