

台灣 (Taiwan, ROC)

張卿卿

傳播調查資料庫 第一期第五次(2016)：風險與災害傳播

Study Documentation

February 5, 2018

Metadata Production

Metadata Producer(s)	學術調查研究資料庫(Survey Research Data Archive) (SRDA) , 中央研究院人社中心調查研究 專題中心 , DDI文件製作
Production Date	February 5, 2018
Version	2.0版, 參考IHSN Nesstar Template修改
Identification	D00162

Table of Contents

Overview.....	4
Scope & Coverage.....	4
Producers & Sponsors.....	4
Data Collection.....	5
Data Processing & Appraisal.....	5
Accessibility.....	5
Files Description.....	6
data.....	6
Variables Group(s).....	7
樣本名稱.....	7
A、基本狀況.....	7
B、傳播行為(人際及通訊篇).....	8
C、傳播行為(報紙篇).....	10
D、傳播行為(雜誌篇).....	16
E、傳播行為(廣播篇).....	19
F、傳播行為(電視篇).....	21
G、網路使用情形.....	25
H、媒體評價.....	32
I、平日健康傳播.....	35
J、食品安全.....	36
K、空氣污染.....	40
L、颱風、水災.....	44
M、地震.....	47
N、防災行為.....	49
O、台灣現況與政黨認同.....	51
P、個人價值.....	51
Q、健康基本狀況.....	53
R、工作狀況篇.....	53
最終權值.....	53
Variables Description.....	54
data.....	55

傳播調查資料庫 第一期第五次(2016)：風險與災害傳播

The 2016 Taiwan Communication Survey (Phase One, Year Five): Risk and Disaster Communication

Overview	
Type	臺灣傳播調查資料庫
Identification	D00162
Version	Production Date: 2018-02-08 1
Abstract 臺灣傳播調查資料庫自2011年以來，於2011年10月至2017年1月先後進行五次調查，包括：第一期第一次(2012年)針對「傳播行為」進行基本調查第一期第二次(2013年)以「網路使用行為」為主題第一期第三次(2014年)以「媒體的娛樂與社交功能」為主題，研究對象包括(1)18歲以上之一般民眾外與(2)9-17歲兒童及青少年，針對其相關網路娛樂與社交行為進行調查第一期第四次(2015)以「政治傳播與公民傳播」為主題，瞭解傳統媒體、新興媒體與人際傳播在政治與公民傳播中所扮演的角色第一期第五次(2016年)以「風險與危機傳播」為主題，瞭解媒體在風險災害中所扮演的角色，藉以探討傳播媒介使用的可能影響。 臺灣傳播調查資料庫第一期第五次主題為「風險與災害傳播」，資料庫問卷規劃小組針對個人與環境兩個面向，共規劃五個議題，在個人面向上，本次調查鎖定個人健康而在環境方面，共納入了食品安全、空氣汙染、颱風水災，與地震等四個議題。依照這五個議題，規劃三大變數群，包括：(1)風險災害相關傳播行為(2)風險與災害相關態度與認知(3)風險與災害相關行為，以了解不同風險災害相關的傳播行為、態度與認知，及其與行為之間的關聯。本次研究的調查對象為臺灣地區具有本國國籍，設有戶籍且年齡在18歲以上的民眾且每周至少4天以上居住於住居地址者。由訪員依據門牌號碼抽樣名單之地址，至受訪者家中進行面對面的訪問。而調查執行期間為2016年9月27日至2016年11月30日，有效樣本數為2098份。	
Kind of Data	抽查
Unit of Analysis	個人

Scope & Coverage	
Time Period(s)	2016
Countries	台灣 (Taiwan, ROC)
Geographic Coverage 臺灣地區	
Universe 臺灣地區具有本國國籍，設有戶籍且年齡在18歲以上的民眾，且每週至少4天以上居住於住居地址者為母體。調查範圍不包含住於軍事單位、醫院、療養院、學校、職訓中心、宿舍、監獄等機構內的民眾，實際調查地區以台灣本島為主要的訪查地點。	

Producers & Sponsors	
Primary Investigator(s)	張卿卿
Other Producer(s)	國立政治大學廣告學系
Funding Agency/ies	科技部

Data Collection	
Data Collection Dates	start 2016-09-27 end 2016-11-30
Time Period(s)	start 2014-08-01 end 2017-07-31
Data Collection Mode	面訪（面對面訪問；CAPI）

Data Processing & Appraisal	
Data Editing	中央研究院人文社會科學研究中心調查研究專題中心所進行的資料整理方式，為不合理值檢核。

Accessibility	
Contact(s)	學術調查研究資料庫(Survey Research Data Archive) (中央研究院人社中心調查研究專題中心), https://srda.sinica.edu.tw , srda@gate.sinica.edu.tw
Distributor(s)	學術調查研究資料庫(Survey Research Data Archive)
Depositor(s)	國立政治大學廣告學系
Access Conditions	標準版(一般會員、院內會員直接下載)

Files Description

Dataset contains 1 file(s)

data	
# Cases	2098
# Variable(s)	648

Variables Group(s)

Dataset contains 20 group(s)

Group 樣本名稱							
#	Name	Label	Type	Format	Valid	Invalid	Question
1	id	樣本名稱	discrete	character-10	2098	0	-

Group A、基本狀況							
#	Name	Label	Type	Format	Valid	Invalid	Question
1	a1	A1. 性別	discrete	numeric-1.0	2098	0	-
2	a2	A2. 請問你是民國哪一年出生的?民國__年	continuous	numeric-2.0	2098	0	-
3	ra2	A2. 年齡	continuous	numeric-2.0	2098	0	-
4	rra2	A2. 年齡(分層)	discrete	numeric-1.0	2098	0	-
5	level	地區層級	continuous	numeric-1.0	2098	0	-
6	area	縣市地區層級	discrete	numeric-2.0	2098	0	-
7	a3	A3. 請問你在哪一個縣市出生?	discrete	numeric-2.0	2098	0	-
8	a3.a	A3. 請問你在哪一個縣市出生?其他(請說明)__	discrete	character-8	54	0	-
9	a4	A4. 請問你現在的居住地是否為戶籍地?	discrete	numeric-1.0	2098	0	-
10	a5.1	A5. 請問你的戶籍所在地是?(縣市)	discrete	character-6	393	0	-
11	a5.2	A5. 請問你的戶籍所在地是?(區)	discrete	character-6	393	0	-
12	a5.3	A5. 請問你的戶籍所在地是?(村里)	discrete	character-8	393	0	-
13	a6	A6. 請問你父親是哪裡人?(以籍貫為主)	discrete	numeric-2.0	2098	0	-
14	a6.a	A6. 請問你父親是哪裡人?(以籍貫為主)其他(請說明)__	discrete	character-8	14	0	-
15	a7	A7. 請問你母親是哪裡人?(以籍貫為主)	discrete	numeric-2.0	2098	0	-
16	a7.a	A7. 請問你母親是哪裡人?(以籍貫為主)其他(請說明)__	discrete	character-8	15	0	-
17	a8	A8. 請問你的婚姻狀況是?	discrete	numeric-2.0	2098	0	-
18	a8.a	A8. 請問你的婚姻狀況是?其他(請說明)__	discrete	character-1	0	0	-
19	a9	A9. 請問你的教育程度是(包含肄業、就學中):	discrete	numeric-2.0	2098	0	-
20	a9.a	A9. 請問你的教育程度是(包含肄業、就學中):其他(請說明)__	discrete	character-1	0	0	-
21	ra9	A9. 教育程度(分層)	discrete	numeric-1.0	2098	0	-

Group B、傳播行為(人際及通訊篇)							
#	Name	Label	Type	Format	Valid	Invalid	Question
1	b1	B1. 請問你平常會不會利用電腦、平板或手機上網(包含：使用Line、查詢公車動態APP、上網看影片等)?	discrete	numeric-1.0	2098	0	-
2	b2a	B2a.請問你有沒有使用手機?	discrete	numeric-1.0	2098	0	-
3	b2b	B2b.請問你手機的類型是?	discrete	numeric-1.0	1912	186	-
4	b3a	B3a.你平常一天裡面，從早到晚總共大概跟多少人接觸?(包括點頭、打招呼、講話、打電話、寫信、透過電腦網路，對方是認識或不認識的都算。)__人(回答0者跳答至B4a.)	continuous	numeric-3.0	2098	0	-
5	b3b	B3b.請問在你一天接觸的人當中，有多少人是面對面接觸?(包括點頭、打招呼、講話、打電話、寫信、透過電腦網路，對方是認識或不認識的都算。)__人(回答0者跳答至B3d.)	continuous	numeric-3.0	2095	3	-
6	b3c	B3c.這裡面大概有多少是親戚(含家人)或可以分享心事的人?__人	continuous	numeric-2.0	2086	12	-
7	b3d	B3d.請問在你一天接觸的人當中，有多少人是網路接觸?(包括透過電腦、手機上網，對方是認識或不認識的都算。)__人(B1. 回答2者，不需回答此題、回答0者跳答至B4a.)	continuous	numeric-3.0	1603	495	-
8	b3e	B3e.這裡面大概有多少是親戚(含家人)或可以分享心事的人?__人(B1. 回答2者，不需回答此題)	continuous	numeric-2.0	1340	758	-
9	rb3a	B3a.你平常一天裡面，從早到晚總共大概跟多少人接觸?(分層)	discrete	numeric-2.0	2098	0	-
10	rb3b	B3b.請問在你一天接觸的人當中，有多少人是面對面接觸?(分層)	discrete	numeric-2.0	2095	3	-
11	rb3c	B3c.這裡面大概有多少是親戚(含家人)或可以分享心事的人?(分層)	discrete	numeric-2.0	2086	12	-
12	rb3d	B3d.請問在你一天接觸的人當中，有多少人是網路接觸?(分層)	discrete	numeric-2.0	1603	495	-
13	rb3e	B3e.這裡面大概有多少是親戚(含家人)或可以分享心事的人?(分層)	discrete	numeric-2.0	1340	758	-
14	b4a.1	B4a.下面提到一些與人互動的方式，請問你是否會用下列這些方式與最親近的那一位家人聯絡?(可複選)-面對面	discrete	numeric-1.0	1898	200	-

#	Name	Label	Type	Format	Valid	Invalid	Question
15	b4a.2	B4a.下面提到一些與人互動的方式，請問你是否會用下列這些方式與最親近的那一位家人聯絡?(可複選)-社群媒體(例如：臉書、推特)	discrete	numeric-1.0	556	1542	-
16	b4a.3	B4a.下面提到一些與人互動的方式，請問你是否會用下列這些方式與最親近的那一位家人聯絡?(可複選)-即時通訊(例如：Skype、Line、微信、臉書訊息messenger)	discrete	numeric-1.0	1142	956	-
17	b4a.4	B4a.下面提到一些與人互動的方式，請問你是否會用下列這些方式與最親近的那一位家人聯絡?(可複選)-電話(包含：市話、手機通話)	discrete	numeric-1.0	1374	724	-
18	b4a.5	B4a.下面提到一些與人互動的方式，請問你是否會用下列這些方式與最親近的那一位家人聯絡?(可複選)-其他管道	discrete	numeric-1.0	1	2097	-
19	b4a.5a	B4a.下面提到一些與人互動的方式，請問你是否會用下列這些方式與最親近的那一位家人聯絡?(可複選)-其他管道(請說明)__	discrete	character-4	1	0	-
20	b4a.6	B4a.下面提到一些與人互動的方式，請問你是否會用下列這些方式與最親近的那一位家人聯絡?(可複選)不適用	discrete	numeric-1.0	1	2097	-
21	b4b.1	B4b.剛才你提到會用社群媒體和即時通訊與最親近的那一位家人聯絡，請問你會透過下列哪些方式與最親近的那一位家人聯絡?(可複選)-視訊通話	discrete	numeric-1.0	432	1666	-
22	b4b.2	B4b.剛才你提到會用社群媒體和即時通訊與最親近的那一位家人聯絡，請問你會透過下列哪些方式與最親近的那一位家人聯絡?(可複選)-文字訊息(包含：貼圖)	discrete	numeric-1.0	1083	1015	-
23	b4b.3	B4b.剛才你提到會用社群媒體和即時通訊與最親近的那一位家人聯絡，請問你會透過下列哪些方式與最親近的那一位家人聯絡?(可複選)-語音訊息	discrete	numeric-1.0	552	1546	-
24	b4b.4	B4b.剛才你提到會用社群媒體和即時通訊與最親近的那一位家人聯絡，請問你會透過下列哪些方式與最親近的那一位家人聯絡?(可複選)-社群媒體(例如：臉書、推特)的新聞動態	discrete	numeric-1.0	417	1681	-

Group C、傳播行為(報紙篇)							
#	Name	Label	Type	Format	Valid	Invalid	Question
1	c1a	C1a.請問你每週平均有幾天會看報紙(僅限於紙本)?	continuous	numeric-3.1	2098	0	-
2	c1b.1	C1b.請問你如果有讀報紙(僅限於紙本)的那一天,你一整天大概會看多久?-時	continuous	numeric-1.0	887	1211	-
3	c1b.2	C1b.請問你如果有讀報紙(僅限於紙本)的那一天,你一整天大概會看多久?-分	continuous	numeric-2.0	887	1211	-
4	rc1b	C1b.請問你如果有讀報紙(僅限於紙本)的那一天,你一整天大概會看多久?(總分鐘數)	continuous	numeric-3.0	887	1211	-
5	rrc1b	C1b.請問你如果有讀報紙(僅限於紙本)的那一天,你一整天大概會看多久?(分層)	discrete	numeric-2.0	887	1211	-
6	c1c.1	C1c.請問你最常看哪幾份報紙?(可複選)-自由時報	discrete	numeric-1.0	481	1617	-
7	c1c.2	C1c.請問你最常看哪幾份報紙?(可複選)-蘋果日報	discrete	numeric-1.0	321	1777	-
8	c1c.3	C1c.請問你最常看哪幾份報紙?(可複選)-聯合報	discrete	numeric-1.0	255	1843	-
9	c1c.4	C1c.請問你最常看哪幾份報紙?(可複選)-中國時報	discrete	numeric-1.0	175	1923	-
10	c1c.5	C1c.請問你最常看哪幾份報紙?(可複選)-經濟日報	discrete	numeric-1.0	41	2057	-
11	c1c.6	C1c.請問你最常看哪幾份報紙?(可複選)-工商時報	discrete	numeric-1.0	29	2069	-
12	c1c.7	C1c.請問你最常看哪幾份報紙?(可複選)-聯合晚報	discrete	numeric-1.0	28	2070	-
13	c1c.8	C1c.請問你最常看哪幾份報紙?(可複選)-爽報(免費報紙)	discrete	numeric-1.0	14	2084	-
14	c1c.13	C1c.請問你最常看哪幾份報紙?(可複選)-更生日報(花蓮縣、臺東縣)	discrete	numeric-1.0	12	2086	-
15	c1c.9	C1c.請問你最常看哪幾份報紙?(可複選)-Upaper(免費報紙)	discrete	numeric-1.0	6	2092	-
16	c1c.12	C1c.請問你最常看哪幾份報紙?(可複選)-人間福報	discrete	numeric-1.0	16	2082	-
17	c1c.36	C1c.請問你最常看哪幾份報紙?(可複選)-大紀元時報	discrete	numeric-1.0	3	2095	-
18	c1c.10	C1c.請問你最常看哪幾份報紙?(可複選)-中華日報(臺南市)	discrete	numeric-1.0	15	2083	-
19	c1c.14	C1c.請問你最常看哪幾份報紙?(可複選)-國語日報	discrete	numeric-1.0	7	2091	-
20	c1c.17	C1c.請問你最常看哪幾份報紙?(可複選)-旺報	discrete	numeric-1.0	5	2093	-

#	Name	Label	Type	Format	Valid	Invalid	Question
21	c1c.11	C1c.請問你最常看哪幾份報紙?(可複選)-臺灣時報(高雄市)	discrete	numeric-1.0	6	2092	-
22	c1c.15	C1c.請問你最常看哪幾份報紙?(可複選)-青年日報	discrete	numeric-1.0	3	2095	-
23	c1c.19	C1c.請問你最常看哪幾份報紙?(可複選)-Taipei Times	discrete	numeric-1.0	1	2097	-
24	c1c.41	C1c.請問你最常看哪幾份報紙?(可複選)-台灣時報	discrete	numeric-1.0	2	2096	-
25	c1c.42	C1c.請問你最常看哪幾份報紙?(可複選)-電子時報	discrete	numeric-1.0	5	2093	-
26	c1c.43	C1c.請問你最常看哪幾份報紙?(可複選)-Taiwan News	discrete	numeric-1.0	0	2098	-
27	c1c.23	C1c.請問你最常看哪幾份報紙?(可複選)-台灣新聞報(高雄市)	discrete	numeric-1.0	0	2098	-
28	c1c.28	C1c.請問你最常看哪幾份報紙?(可複選)-東方快報(花蓮縣)	discrete	numeric-1.0	1	2097	-
29	c1c.35	C1c.請問你最常看哪幾份報紙?(可複選)-台灣新生報	discrete	numeric-1.0	1	2097	-
30	c1c.16	C1c.請問你最常看哪幾份報紙?(可複選)-China Post	discrete	numeric-1.0	1	2097	-
31	c1c.18	C1c.請問你最常看哪幾份報紙?(可複選)-中國經濟通訊社CENS	discrete	numeric-1.0	0	2098	-
32	c1c.20	C1c.請問你最常看哪幾份報紙?(可複選)-馬祖日報	discrete	numeric-1.0	0	2098	-
33	c1c.21	C1c.請問你最常看哪幾份報紙?(可複選)-金門日報	discrete	numeric-1.0	0	2098	-
34	c1c.22	C1c.請問你最常看哪幾份報紙?(可複選)-民眾日報(高雄市)	discrete	numeric-1.0	2	2096	-
35	c1c.24	C1c.請問你最常看哪幾份報紙?(可複選)-台中日報(臺中市)	discrete	numeric-1.0	0	2098	-
36	c1c.25	C1c.請問你最常看哪幾份報紙?(可複選)-台中晚報(臺中市)	discrete	numeric-1.0	0	2098	-
37	c1c.26	C1c.請問你最常看哪幾份報紙?(可複選)-台中時報(臺中市)	discrete	numeric-1.0	0	2098	-
38	c1c.27	C1c.請問你最常看哪幾份報紙?(可複選)-旱溪地區報(臺中市)	discrete	numeric-1.0	0	2098	-
39	c1c.29	C1c.請問你最常看哪幾份報紙?(可複選)-享活誌(新北市)	discrete	numeric-1.0	0	2098	-
40	c1c.30	C1c.請問你最常看哪幾份報紙?(可複選)-巨報(嘉義縣、嘉義市)	discrete	numeric-1.0	0	2098	-
41	c1c.31	C1c.請問你最常看哪幾份報紙?(可複選)-台灣教會公報(清領時期創立)	discrete	numeric-1.0	3	2095	-

#	Name	Label	Type	Format	Valid	Invalid	Question
42	c1c.32	C1c.請問你最常看哪幾份報紙?(可複選)-基督教論壇報	discrete	numeric-1.0	1	2097	-
43	c1c.33	C1c.請問你最常看哪幾份報紙?(可複選)-天主教週報	discrete	numeric-1.0	0	2098	-
44	c1c.34	C1c.請問你最常看哪幾份報紙?(可複選)-前鋒招標日報	discrete	numeric-1.0	0	2098	-
45	c1c.37	C1c.請問你最常看哪幾份報紙?(可複選)-國語週刊	discrete	numeric-1.0	1	2097	-
46	c1c.38	C1c.請問你最常看哪幾份報紙?(可複選)-台灣立報	discrete	numeric-1.0	0	2098	-
47	c1c.39	C1c.請問你最常看哪幾份報紙?(可複選)-破報	discrete	numeric-1.0	0	2098	-
48	c1c.40	C1c.請問你最常看哪幾份報紙?(可複選)-都會時報	discrete	numeric-1.0	0	2098	-
49	c1c.88	C1c.請問你最常看哪幾份報紙?(可複選)-其他	discrete	numeric-1.0	6	2092	-
50	c1c.88a	C1c.請問你最常看哪幾份報紙?(可複選)-其他(請說明) __	discrete	character-12	6	0	-
51	c2.1	C2. 你看報紙(僅限於紙本)最常看下列哪幾種內容?(可複選)-社會新聞	discrete	numeric-1.0	722	1376	-
52	c2.2	C2. 你看報紙(僅限於紙本)最常看下列哪幾種內容?(可複選)-國際新聞	discrete	numeric-1.0	481	1617	-
53	c2.3	C2. 你看報紙(僅限於紙本)最常看下列哪幾種內容?(可複選)-氣象	discrete	numeric-1.0	233	1865	-
54	c2.4	C2. 你看報紙(僅限於紙本)最常看下列哪幾種內容?(可複選)-時事評論	discrete	numeric-1.0	339	1759	-
55	c2.5	C2. 你看報紙(僅限於紙本)最常看下列哪幾種內容?(可複選)-交通資訊	discrete	numeric-1.0	151	1947	-
56	c2.36	C2. 你看報紙(僅限於紙本)最常看下列哪幾種內容?(可複選)-政治新聞	discrete	numeric-1.0	366	1732	-
57	c2.40	C2. 你看報紙(僅限於紙本)最常看下列哪幾種內容?(可複選)-大陸新聞	discrete	numeric-1.0	161	1937	-
58	c2.41	C2. 你看報紙(僅限於紙本)最常看下列哪幾種內容?(可複選)-頭版焦點	discrete	numeric-1.0	649	1449	-
59	c2.6	C2. 你看報紙(僅限於紙本)最常看下列哪幾種內容?(可複選)-消費購物	discrete	numeric-1.0	208	1890	-
60	c2.7	C2. 你看報紙(僅限於紙本)最常看下列哪幾種內容?(可複選)-觀光旅遊	discrete	numeric-1.0	371	1727	-
61	c2.8	C2. 你看報紙(僅限於紙本)最常看下列哪幾種內容?(可複選)-財經股市	discrete	numeric-1.0	254	1844	-

#	Name	Label	Type	Format	Valid	Invalid	Question
62	c2.9	C2. 你看報紙(僅限於紙本)最常看下列哪幾種內容?(可複選)-美食	discrete	numeric-1.0	359	1739	-
63	c2.10	C2. 你看報紙(僅限於紙本)最常看下列哪幾種內容?(可複選)-影視娛樂(例如：實境秀)	discrete	numeric-1.0	382	1716	-
64	c2.14	C2. 你看報紙(僅限於紙本)最常看下列哪幾種內容?(可複選)-益智競賽(數獨、填字謎等)	discrete	numeric-1.0	92	2006	-
65	c2.16	C2. 你看報紙(僅限於紙本)最常看下列哪幾種內容?(可複選)-家庭生活(例如：婚姻關係、親子關係、煮菜、家庭裝潢)	discrete	numeric-1.0	353	1745	-
66	c2.18	C2. 你看報紙(僅限於紙本)最常看下列哪幾種內容?(可複選)-體育新聞	discrete	numeric-1.0	199	1899	-
67	c2.19	C2. 你看報紙(僅限於紙本)最常看下列哪幾種內容?(可複選)-醫療衛生保健	discrete	numeric-1.0	445	1653	-
68	c2.20	C2. 你看報紙(僅限於紙本)最常看下列哪幾種內容?(可複選)-藝術文化	discrete	numeric-1.0	167	1931	-
69	c2.21	C2. 你看報紙(僅限於紙本)最常看下列哪幾種內容?(可複選)-文學小說	discrete	numeric-1.0	116	1982	-
70	c2.22	C2. 你看報紙(僅限於紙本)最常看下列哪幾種內容?(可複選)-宗教	discrete	numeric-1.0	103	1995	-
71	c2.23	C2. 你看報紙(僅限於紙本)最常看下列哪幾種內容?(可複選)-命理、風水、占卜	discrete	numeric-1.0	90	2008	-
72	c2.26	C2. 你看報紙(僅限於紙本)最常看下列哪幾種內容?(可複選)-科技新知	discrete	numeric-1.0	217	1881	-
73	c2.29	C2. 你看報紙(僅限於紙本)最常看下列哪幾種內容?(可複選)-教學(語言教學)	discrete	numeric-1.0	71	2027	-
74	c2.30	C2. 你看報紙(僅限於紙本)最常看下列哪幾種內容?(可複選)-政令宣傳	discrete	numeric-1.0	102	1996	-
75	c2.32	C2. 你看報紙(僅限於紙本)最常看下列哪幾種內容?(可複選)-求職	discrete	numeric-1.0	23	2075	-
76	c2.33	C2. 你看報紙(僅限於紙本)最常看下列哪幾種內容?(可複選)-企管行銷	discrete	numeric-1.0	29	2069	-
77	c2.88	C2. 你看報紙(僅限於紙本)最常看下列哪幾種內容?(可複選)-其他	discrete	numeric-1.0	0	2098	-
78	c2.88a	C2. 你看報紙(僅限於紙本)最常看下列哪幾種內容?(可複選)-其他(請說明)__	discrete	character-1	0	0	-

#	Name	Label	Type	Format	Valid	Invalid	Question
79	c3a	C3a. 請問你每週平均有幾天會看網路新聞?(B1.回答2者, 不需回答此題)	continuous	numeric-3.1	1603	495	-
80	c3b.1	C3b.請問你如果有看網路新聞的那一天, 你一整天大概會看多久?(B1.回答2者, 不需回答此題) __時	continuous	numeric-1.0	1231	867	-
81	c3b.2	C3b.請問你如果有看網路新聞的那一天, 你一整天大概會看多久?(B1.回答2者, 不需回答此題) __分	continuous	numeric-2.0	1231	867	-
82	rc3b	C3b.請問你如果有看網路新聞的那一天, 你一整天大概會看多久?(B1.回答2者, 不需回答此題)(總分鐘數)	continuous	numeric-3.0	1231	867	-
83	rrc3b	C3b.請問你如果有看網路新聞的那一天, 你一整天大概會看多久?(B1.回答2者, 不需回答此題)(分層)	discrete	numeric-2.0	1231	867	-
84	c3c.26	C3c.請問你最常看哪幾個網站的新聞?(可複選)-整合網路新聞APP(例如:台灣電視台支援各大新聞、台灣最新即時新聞)(B1.回答2者, 不需回答此題)	discrete	numeric-1.0	179	1919	-
85	c3c.6	C3c.請問你最常看哪幾個網站的新聞?(可複選)-Yahoo!奇摩(B1.回答2者, 不需回答此題)	discrete	numeric-1.0	769	1329	-
86	c3c.3	C3c.請問你最常看哪幾個網站的新聞?(可複選)-壹蘋果(B1.回答2者, 不需回答此題)	discrete	numeric-1.0	398	1700	-
87	c3c.21	C3c.請問你最常看哪幾個網站的新聞?(可複選)-Ettoday東森新聞雲(B1.回答2者, 不需回答此題)	discrete	numeric-1.0	383	1715	-
88	c3c.7	C3c.請問你最常看哪幾個網站的新聞?(可複選)-Google(谷歌)(B1.回答2者, 不需回答此題)	discrete	numeric-1.0	361	1737	-
89	c3c.1	C3c.請問你最常看哪幾個網站的新聞?(可複選)-聯合新聞網(B1.回答2者, 不需回答此題)	discrete	numeric-1.0	189	1909	-
90	c3c.2	C3c.請問你最常看哪幾個網站的新聞?(可複選)-中時電子報(B1.回答2者, 不需回答此題)	discrete	numeric-1.0	141	1957	-
91	c3c.4	C3c.請問你最常看哪幾個網站的新聞?(可複選)-自由時報(B1.回答2者, 不需回答此題)	discrete	numeric-1.0	123	1975	-
92	c3c.5	C3c.請問你最常看哪幾個網站的新聞?(可複選)-Nownews(今日新聞)(B1.回答2者, 不需回答此題)	discrete	numeric-1.0	89	2009	-
93	c3c.18	C3c.請問你最常看哪幾個網站的新聞?(可複選)-風傳	discrete	numeric-1.0	70	2028	-

#	Name	Label	Type	Format	Valid	Invalid	Question
		媒(B1.回答2者，不需回答此題)					
94	c3c.8	C3c.請問你最常看哪幾個網站的新聞?(可複選)-msn(微軟msn臺灣新聞)(B1.回答2者，不需回答此題)	discrete	numeric-1.0	28	2070	-
95	c3c.17	C3c.請問你最常看哪幾個網站的新聞?(可複選)-新頭殼(B1.回答2者，不需回答此題)	discrete	numeric-1.0	30	2068	-
96	c3c.19	C3c.請問你最常看哪幾個網站的新聞?(可複選)-The News Lens(關鍵評論網)(B1.回答2者，不需回答此題)	discrete	numeric-1.0	28	2070	-
97	c3c.9	C3c.請問你最常看哪幾個網站的新聞?(可複選)-PC Home(網路家庭)(B1.回答2者，不需回答此題)	discrete	numeric-1.0	22	2076	-
98	c3c.23	C3c.請問你最常看哪幾個網站的新聞?(可複選)-公民新聞(PEOPO)(B1.回答2者，不需回答此題)	discrete	numeric-1.0	12	2086	-
99	c3c.16	C3c.請問你最常看哪幾個網站的新聞?(可複選)-公民行動影音紀錄料庫(B1.回答2者，不需回答此題)	discrete	numeric-1.0	9	2089	-
100	c3c.13	C3c.請問你最常看哪幾個網站的新聞?(可複選)-苦勞網(B1.回答2者，不需回答此題)	discrete	numeric-1.0	2	2096	-
101	c3c.22	C3c.請問你最常看哪幾個網站的新聞?(可複選)-PNN公共議題中心(B1.回答2者，不需回答此題)	discrete	numeric-1.0	1	2097	-
102	c3c.11	C3c.請問你最常看哪幾個網站的新聞?(可複選)-立報(B1.回答2者，不需回答此題)	discrete	numeric-1.0	3	2095	-
103	c3c.15	C3c.請問你最常看哪幾個網站的新聞?(可複選)-環境資訊電子報(B1.回答2者，不需回答此題)	discrete	numeric-1.0	8	2090	-
104	c3c.14	C3c.請問你最常看哪幾個網站的新聞?(可複選)-上下游新聞市集(B1.回答2者，不需回答此題)	discrete	numeric-1.0	3	2095	-
105	c3c.20	C3c.請問你最常看哪幾個網站的新聞?(可複選)-Wereport(調查報導公眾委製平台)(B1.回答2者，不需回答此題)	discrete	numeric-1.0	0	2098	-
106	c3c.12	C3c.請問你最常看哪幾個網站的新聞?(可複選)-四方報(B1.回答2者，不需回答此題)	discrete	numeric-1.0	2	2096	-
107	c3c.10	C3c.請問你最常看哪幾個網站的新聞?(可複選)-	discrete	numeric-1.0	53	2045	-

#	Name	Label	Type	Format	Valid	Invalid	Question
		BBS(電子佈告欄)(B1.回答2者, 不需回答此題)					
108	c3c.24	C3c.請問你最常看哪幾個網站的新聞?(可複選)-社群媒體(例如: 臉書、推特)(B1.回答2者, 不需回答此題)	discrete	numeric-1.0	278	1820	-
109	c3c.25	C3c.請問你最常看哪幾個網站的新聞?(可複選)-CNN(B1.回答2者, 不需回答此題)	discrete	numeric-1.0	37	2061	-
110	c3c.88	C3c.請問你最常看哪幾個網站的新聞?(可複選)-其他(B1.回答2者, 不需回答此題)	discrete	numeric-1.0	12	2086	-
111	c3c.88a	C3c.請問你最常看哪幾個網站的新聞?(可複選)-其他(請說明)_(B1.回答2者, 不需回答此題)	discrete	character-19	12	0	-

Group D、傳播行為(雜誌篇)

#	Name	Label	Type	Format	Valid	Invalid	Question
1	d1a	D1a. 請問你每個月平均有幾天會看雜誌(僅限於紙本)?	continuous	numeric-4.1	2098	0	-
2	d1b.1	D1b. 請問你如果有看雜誌的那一天, 你大概一整天會看多久?__時	continuous	numeric-1.0	618	1480	-
3	d1b.2	D1b. 請問你如果有看雜誌的那一天, 你大概一整天會看多久?__分	continuous	numeric-2.0	618	1480	-
4	rd1b	D1b. 請問你如果有看雜誌(僅限於紙本)的那一天, 你大概一整天會看多久?(總分鐘數)	continuous	numeric-3.0	618	1480	-
5	rrd1b	D1b. 請問你如果有看雜誌(僅限於紙本)的那一天, 你大概一整天會看多久?(分層)	discrete	numeric-2.0	618	1480	-
6	d2a	D2a.請問你每個月平均有幾天會在網路上看雜誌?(B1.回答2者, 不需回答此題)(B1.回答2者, 不需回答此題)(若D1a.與D2a皆回答0天者, 跳答至E1.)	continuous	numeric-4.1	1603	495	-
7	d2b.1	D2b.請問你如果有看網路雜誌的那一天, 你大概一整天會看多久?__時(B1.回答2者, 不需回答此題)	continuous	numeric-1.0	321	1777	-
8	d2b.2	D2b.請問你如果有看網路雜誌的那一天, 你大概一整天會看多久?__分(B1.回答2者, 不需回答此題)	continuous	numeric-2.0	321	1777	-
9	rd2b	D2b. 請問你如果有看網路雜誌的那一天, 你大概一整天會看多久?(總分鐘數)	continuous	numeric-3.0	321	1777	-

#	Name	Label	Type	Format	Valid	Invalid	Question
		(B1.回答2者，不需回答此題)					
10	rrd2b	D2b. 請問你如果有看網路雜誌的那一天，你大概一整天會看多久?(分層)(B1.回答2者，不需回答此題)	discrete	numeric-2.0	321	1777	-
11	d3.1	D3. 你看雜誌(包含：紙本和網路雜誌)最常看下列哪幾種內容?(可複選)-社會新聞	discrete	numeric-1.0	323	1775	-
12	d3.2	D3. 你看雜誌(包含：紙本和網路雜誌)最常看下列哪幾種內容?(可複選)-國際新聞	discrete	numeric-1.0	264	1834	-
13	d3.4	D3. 你看雜誌(包含：紙本和網路雜誌)最常看下列哪幾種內容?(可複選)-時事評論	discrete	numeric-1.0	276	1822	-
14	d3.36	D3. 你看雜誌(包含：紙本和網路雜誌)最常看下列哪幾種內容?(可複選)-政治新聞	discrete	numeric-1.0	185	1913	-
15	d3.6	D3. 你看雜誌(包含：紙本和網路雜誌)最常看下列哪幾種內容?(可複選)-消費購物	discrete	numeric-1.0	251	1847	-
16	d3.7	D3. 你看雜誌(包含：紙本和網路雜誌)最常看下列哪幾種內容?(可複選)-觀光旅遊	discrete	numeric-1.0	368	1730	-
17	d3.8	D3. 你看雜誌(包含：紙本和網路雜誌)最常看下列哪幾種內容?(可複選)-財經股市	discrete	numeric-1.0	247	1851	-
18	d3.9	D3. 你看雜誌(包含：紙本和網路雜誌)最常看下列哪幾種內容?(可複選)-美食	discrete	numeric-1.0	308	1790	-
19	d3.42	D3. 你看雜誌(包含：紙本和網路雜誌)最常看下列哪幾種內容?(可複選)-時尚流行趨勢	discrete	numeric-1.0	190	1908	-
20	d3.45	D3. 你看雜誌(包含：紙本和網路雜誌)最常看下列哪幾種內容?(可複選)-汽車	discrete	numeric-1.0	101	1997	-
21	d3.50	D3. 你看雜誌(包含：紙本和網路雜誌)最常看下列哪幾種內容?(可複選)-美妝、化妝	discrete	numeric-1.0	134	1964	-
22	d3.10	D3. 你看雜誌(包含：紙本和網路雜誌)最常看下列哪幾種內容?(可複選)-影視娛樂(例如：實境秀)	discrete	numeric-1.0	263	1835	-
23	d3.12	D3. 你看雜誌(包含：紙本和網路雜誌)最常看下列哪幾種內容?(可複選)-音樂歌曲(不包含古典音樂)	discrete	numeric-1.0	129	1969	-
24	d3.43	D3. 你看雜誌(包含：紙本和網路雜誌)最常看下列	discrete	numeric-1.0	69	2029	-

#	Name	Label	Type	Format	Valid	Invalid	Question
		哪幾種內容?(可複選)-電玩、漫畫					
25	d3.16	D3. 你看雜誌(包含：紙本和網路雜誌)最常看下列哪幾種內容?(可複選)-家庭生活(例如：婚姻關係、親子關係、煮菜、家庭裝潢)	discrete	numeric-1.0	235	1863	-
26	d3.18	D3. 你看雜誌(包含：紙本和網路雜誌)最常看下列哪幾種內容?(可複選)-體育	discrete	numeric-1.0	141	1957	-
27	d3.19	D3. 你看雜誌(包含：紙本和網路雜誌)最常看下列哪幾種內容?(可複選)-醫療衛生保健	discrete	numeric-1.0	341	1757	-
28	d3.44	D3. 你看雜誌(包含：紙本和網路雜誌)最常看下列哪幾種內容?(可複選)-寵物	discrete	numeric-1.0	67	2031	-
29	d3.20	D3. 你看雜誌(包含：紙本和網路雜誌)最常看下列哪幾種內容?(可複選)-藝術文化	discrete	numeric-1.0	163	1935	-
30	d3.21	D3. 你看雜誌(包含：紙本和網路雜誌)最常看下列哪幾種內容?(可複選)-文學小說	discrete	numeric-1.0	69	2029	-
31	d3.22	D3. 你看雜誌(包含：紙本和網路雜誌)最常看下列哪幾種內容?(可複選)-宗教	discrete	numeric-1.0	68	2030	-
32	d3.23	D3. 你看雜誌(包含：紙本和網路雜誌)最常看下列哪幾種內容?(可複選)-命理、風水、占卜	discrete	numeric-1.0	74	2024	-
33	d3.24	D3. 你看雜誌(包含：紙本和網路雜誌)最常看下列哪幾種內容?(可複選)-古典音樂	discrete	numeric-1.0	52	2046	-
34	d3.26	D3. 你看雜誌(包含：紙本和網路雜誌)最常看下列哪幾種內容?(可複選)-資訊科技(例如：攝影)	discrete	numeric-1.0	159	1939	-
35	d3.51	D3. 你看雜誌(包含：紙本和網路雜誌)最常看下列哪幾種內容?(可複選)-知識(例如：科學新知、生態地理、歷史)	discrete	numeric-1.0	235	1863	-
36	d3.28	D3. 你看雜誌(包含：紙本和網路雜誌)最常看下列哪幾種內容?(可複選)-學術或思想	discrete	numeric-1.0	86	2012	-
37	d3.29	D3. 你看雜誌(包含：紙本和網路雜誌)最常看下列哪幾種內容?(可複選)-教學	discrete	numeric-1.0	84	2014	-
38	d3.30	D3. 你看雜誌(包含：紙本和網路雜誌)最常看下列哪幾種內容?(可複選)-公共事務	discrete	numeric-1.0	79	2019	-

#	Name	Label	Type	Format	Valid	Invalid	Question
39	d3.31	D3. 你看雜誌(包含：紙本和網路雜誌)最常看下列哪幾種內容?(可複選)-法令	discrete	numeric-1.0	50	2048	-
40	d3.32	D3. 你看雜誌(包含：紙本和網路雜誌)最常看下列哪幾種內容?(可複選)-求職	discrete	numeric-1.0	30	2068	-
41	d3.33	D3. 你看雜誌(包含：紙本和網路雜誌)最常看下列哪幾種內容?(可複選)-企管行銷	discrete	numeric-1.0	63	2035	-
42	d3.88	D3. 你看雜誌(包含：紙本和網路雜誌)最常看下列哪幾種內容?(可複選)-其他	discrete	numeric-1.0	0	2098	-
43	d3.88a	D3. 你看雜誌(包含：紙本和網路雜誌)最常看下列哪幾種內容?(可複選)-其他(請說明)__	discrete	character-1	0	0	-

Group E、傳播行為(廣播篇)

#	Name	Label	Type	Format	Valid	Invalid	Question
1	e1	E1. 請問你每週平均有幾天會聽廣播(包含：線上收聽)?	continuous	numeric-3.1	2098	0	-
2	e2.1	E2. 請問你如果有聽廣播的那一天，你大概一整天會聽多久?__時	continuous	numeric-2.0	758	1340	-
3	e2.2	E2. 請問你如果有聽廣播的那一天，你大概一整天會聽多久?__分	continuous	numeric-2.0	758	1340	-
4	re2	E2. 請問你如果有聽廣播的那一天，你大概一整天會聽多久?(總分鐘數)	continuous	numeric-3.0	758	1340	-
5	rre2	E2. 請問你如果有聽廣播的那一天，你大概一整天會聽多久?(分層)	discrete	numeric-2.0	758	1340	-
6	e3.1	E3. 你聽廣播最常聽或最常聽到以下哪幾種類型的節目?(可複選)-社會新聞	discrete	numeric-1.0	354	1744	-
7	e3.2	E3. 你聽廣播最常聽或最常聽到以下哪幾種類型的節目?(可複選)-國際新聞	discrete	numeric-1.0	176	1922	-
8	e3.3	E3. 你聽廣播最常聽或最常聽到以下哪幾種類型的節目?(可複選)-氣象	discrete	numeric-1.0	219	1879	-
9	e3.4	E3. 你聽廣播最常聽或最常聽到以下哪幾種類型的節目?(可複選)-時事評論(含政論談話、Call-In節目)	discrete	numeric-1.0	170	1928	-
10	e3.5	E3. 你聽廣播最常聽或最常聽到以下哪幾種類型的節目?(可複選)-交通服務	discrete	numeric-1.0	233	1865	-
11	e3.36	E3. 你聽廣播最常聽或最常聽到以下哪幾種類型的節目?(可複選)-政治新聞	discrete	numeric-1.0	133	1965	-

#	Name	Label	Type	Format	Valid	Invalid	Question
12	e3.47	E3. 你聽廣播最常聽或最常聽到以下哪幾種類型的節目?(可複選)-即時新聞	discrete	numeric-1.0	346	1752	-
13	e3.6	E3. 你聽廣播最常聽或最常聽到以下哪幾種類型的節目?(可複選)-消費購物	discrete	numeric-1.0	82	2016	-
14	e3.7	E3. 你聽廣播最常聽或最常聽到以下哪幾種類型的節目?(可複選)-觀光旅遊	discrete	numeric-1.0	102	1996	-
15	e3.8	E3. 你聽廣播最常聽或最常聽到以下哪幾種類型的節目?(可複選)-財經股市	discrete	numeric-1.0	77	2021	-
16	e3.9	E3. 你聽廣播最常聽或最常聽到以下哪幾種類型的節目?(可複選)-美食	discrete	numeric-1.0	88	2010	-
17	e3.12	E3. 你聽廣播最常聽或最常聽到以下哪幾種類型的節目?(可複選)-音樂歌曲(不包含古典音樂)	discrete	numeric-1.0	589	1509	-
18	e3.13	E3. 你聽廣播最常聽或最常聽到以下哪幾種類型的節目?(可複選)-戲劇(例如：廣播劇、單元劇等)	discrete	numeric-1.0	49	2049	-
19	e3.16	E3. 你聽廣播最常聽或最常聽到以下哪幾種類型的節目?(可複選)-家庭生活(例如：婚姻關係、親子關係、煮菜、家庭裝潢)	discrete	numeric-1.0	104	1994	-
20	e3.17	E3. 你聽廣播最常聽或最常聽到以下哪幾種類型的節目?(可複選)-卡通、兒童節目	discrete	numeric-1.0	14	2084	-
21	e3.18	E3. 你聽廣播最常聽或最常聽到以下哪幾種類型的節目?(可複選)-體育賽事轉播	discrete	numeric-1.0	35	2063	-
22	e3.19	E3. 你聽廣播最常聽或最常聽到以下哪幾種類型的節目?(可複選)-醫療衛生保健	discrete	numeric-1.0	153	1945	-
23	e3.20	E3. 你聽廣播最常聽或最常聽到以下哪幾種類型的節目?(可複選)-藝術文化	discrete	numeric-1.0	47	2051	-
24	e3.22	E3. 你聽廣播最常聽或最常聽到以下哪幾種類型的節目?(可複選)-宗教	discrete	numeric-1.0	30	2068	-
25	e3.23	E3. 你聽廣播最常聽或最常聽到以下哪幾種類型的節目?(可複選)-命理、風水、占卜	discrete	numeric-1.0	36	2062	-
26	e3.24	E3. 你聽廣播最常聽或最常聽到以下哪幾種類型的節目?(可複選)-古典音樂	discrete	numeric-1.0	71	2027	-
27	e3.25	E3. 你聽廣播最常聽或最常聽到以下哪幾種類型的節目?(可複選)-傳統藝術(例	discrete	numeric-1.0	21	2077	-

#	Name	Label	Type	Format	Valid	Invalid	Question
		如：國劇/國樂/民俗藝術/表演藝術等)					
28	e3.26	E3. 你聽廣播最常聽或最常聽到以下哪幾種類型的節目?(可複選)-資訊科技	discrete	numeric-1.0	50	2048	-
29	e3.51	E3. 你聽廣播最常聽或最常聽到以下哪幾種類型的節目?(可複選)-知識(例如：科學新知、生態地理、歷史)	discrete	numeric-1.0	77	2021	-
30	e3.29	E3. 你聽廣播最常聽或最常聽到以下哪幾種類型的節目?(可複選)-教學節目	discrete	numeric-1.0	26	2072	-
31	e3.30	E3. 你聽廣播最常聽或最常聽到以下哪幾種類型的節目?(可複選)-社教節目/政令宣傳/公共事務	discrete	numeric-1.0	47	2051	-
32	e3.32	E3. 你聽廣播最常聽或最常聽到以下哪幾種類型的節目?(可複選)-求職	discrete	numeric-1.0	7	2091	-
33	e3.33	E3. 你聽廣播最常聽或最常聽到以下哪幾種類型的節目?(可複選)-企管行銷	discrete	numeric-1.0	16	2082	-
34	e3.88	E3. 你聽廣播最常聽或最常聽到以下哪幾種類型的節目?(可複選)-其他	discrete	numeric-2.0	0	2098	-
35	e3.88a	E3. 你聽廣播最常聽或最常聽到以下哪幾種類型的節目?(可複選)-其他(請說明) __	discrete	character-1	0	0	-

Group F、傳播行為(電視篇)

#	Name	Label	Type	Format	Valid	Invalid	Question
1	f1	F1. 請問你每星期的平常日(週一到週五)平均有幾天會看電視?	continuous	numeric-3.1	2098	0	-
2	f2.1	F2. 在你有看電視的平常日(週一到週五), 你大概一整天會看多久?__時	continuous	numeric-2.0	1924	174	-
3	f2.2	F2. 在你有看電視的平常日(週一到週五), 你大概一整天會看多久?__分	continuous	numeric-2.0	1924	174	-
4	rf2	F2. 在你有看電視的平常日(週一到週五), 你大概一整天會看多久?(總分鐘數)	continuous	numeric-3.0	1924	174	-
5	rrf2	F2. 在你有看電視的平常日(週一到週五), 你大概一整天會看多久?(分層)	discrete	numeric-2.0	1924	174	-
6	f3	F3. 請問你每星期的週末(週六、週日)平均有幾天會看電視?	continuous	numeric-3.1	2098	0	-
7	f4.1	F4. 在你有看電視的週六或週日, 你大概一整天會看多久?__時	continuous	numeric-2.0	1870	228	-

#	Name	Label	Type	Format	Valid	Invalid	Question
8	f4.2	F4. 在你有看電視的週六或週日，你大概一整天會看多久?__分	continuous	numeric-2.0	1870	228	-
9	rf4	F4. 在你有看電視的週六或週日，你大概一整天會看多久?(總分鐘數)	continuous	numeric-3.0	1870	228	-
10	rrf4	F4. 在你有看電視的週六或週日，你大概一整天會看多久?(分層)	discrete	numeric-2.0	1870	228	-
11	f5	F5. 你平均每週有幾天會看電視新聞?	continuous	numeric-3.1	1981	117	-
12	f6.1	F6. 你如果有看電視新聞的那一天，你大概一整天會看多久?__時	continuous	numeric-2.0	1911	187	-
13	f6.2	F6. 你如果有看電視新聞的那一天，你大概一整天會看多久?__分	continuous	numeric-2.0	1911	187	-
14	rf6	F6. 你如果有看電視新聞的那一天，你大概一整天會看多久?(總分鐘數)	continuous	numeric-3.0	1911	187	-
15	rrf6	F6. 你如果有看電視新聞的那一天，你大概一整天會看多久?(分層)	discrete	numeric-2.0	1911	187	-
16	f7	F7. 你最常看哪一台電視新聞?	discrete	numeric-3.0	1911	187	-
17	f8.1	F8. 最近一個月你最常看下列哪幾種類型的電視節目?(可複選)-社會新聞	discrete	numeric-1.0	1509	589	-
18	f8.2	F8. 最近一個月你最常看下列哪幾種類型的電視節目?(可複選)-國際新聞	discrete	numeric-1.0	933	1165	-
19	f8.3	F8. 最近一個月你最常看下列哪幾種類型的電視節目?(可複選)-氣象	discrete	numeric-1.0	1044	1054	-
20	f8.4	F8. 最近一個月你最常看下列哪幾種類型的電視節目?(可複選)-時事評論(包括：政論性談話節目)	discrete	numeric-1.0	569	1529	-
21	f8.5	F8. 最近一個月你最常看下列哪幾種類型的電視節目?(可複選)-交通服務	discrete	numeric-1.0	315	1783	-
22	f8.36	F8. 最近一個月你最常看下列哪幾種類型的電視節目?(可複選)-政治新聞	discrete	numeric-1.0	660	1438	-
23	f8.47	F8. 最近一個月你最常看下列哪幾種類型的電視節目?(可複選)-即時新聞	discrete	numeric-1.0	1125	973	-
24	f8.48	F8. 最近一個月你最常看下列哪幾種類型的電視節目?(可複選)-體育新聞	discrete	numeric-1.0	435	1663	-
25	f8.6	F8. 最近一個月你最常看下列哪幾種類型的電視節目?(可複選)-消費購物	discrete	numeric-1.0	238	1860	-

#	Name	Label	Type	Format	Valid	Invalid	Question
26	f8.7	F8. 最近一個月你最常看下列哪幾種類型的電視節目? (可複選)-觀光旅遊	discrete	numeric-1.0	590	1508	-
27	f8.8	F8. 最近一個月你最常看下列哪幾種類型的電視節目? (可複選)-財經股市	discrete	numeric-1.0	294	1804	-
28	f8.9	F8. 最近一個月你最常看下列哪幾種類型的電視節目? (可複選)-美食	discrete	numeric-1.0	600	1498	-
29	f8.10	F8. 最近一個月你最常看下列哪幾種類型的電視節目? (可複選)-影視娛樂(例如：實境秀)	discrete	numeric-1.0	335	1763	-
30	f8.11	F8. 最近一個月你最常看下列哪幾種類型的電視節目? (可複選)-綜藝(包括：主持人來賓訪談)	discrete	numeric-1.0	798	1300	-
31	f8.12	F8. 最近一個月你最常看下列哪幾種類型的電視節目? (可複選)-音樂歌唱	discrete	numeric-1.0	445	1653	-
32	f8.13	F8. 最近一個月你最常看下列哪幾種類型的電視節目? (可複選)-戲劇(例如：單元劇、連劇劇等)	discrete	numeric-1.0	890	1208	-
33	f8.14	F8. 最近一個月你最常看下列哪幾種類型的電視節目? (可複選)-益智競賽	discrete	numeric-1.0	97	2001	-
34	f8.15	F8. 最近一個月你最常看下列哪幾種類型的電視節目? (可複選)-電影	discrete	numeric-1.0	558	1540	-
35	f8.37	F8. 最近一個月你最常看下列哪幾種類型的電視節目? (可複選)-影集	discrete	numeric-1.0	236	1862	-
36	f8.55	F8. 最近一個月你最常看下列哪幾種類型的電視節目? (可複選)-舞蹈	discrete	numeric-1.0	39	2059	-
37	f8.16	F8. 最近一個月你最常看下列哪幾種類型的電視節目? (可複選)-家庭生活(例如：婚姻關係、親子關係、煮菜、家庭裝潢)	discrete	numeric-1.0	394	1704	-
38	f8.17	F8. 最近一個月你最常看下列哪幾種類型的電視節目? (可複選)-卡通、兒童節目	discrete	numeric-1.0	209	1889	-
39	f8.18	F8. 最近一個月你最常看下列哪幾種類型的電視節目? (可複選)-體育節目	discrete	numeric-1.0	239	1859	-
40	f8.19	F8. 最近一個月你最常看下列哪幾種類型的電視節目? (可複選)-醫療衛生保健	discrete	numeric-1.0	533	1565	-
41	f8.20	F8. 最近一個月你最常看下列哪幾種類型的電視節目? (可複選)-藝術文化	discrete	numeric-1.0	137	1961	-
42	f8.21	F8. 最近一個月你最常看下列哪幾種類型的電視節目? (可複選)-文學小說	discrete	numeric-1.0	27	2071	-

#	Name	Label	Type	Format	Valid	Invalid	Question
43	f8.22	F8. 最近一個月你最常看下列哪幾種類型的電視節目? (可複選)-宗教	discrete	numeric-1.0	113	1985	-
44	f8.23	F8. 最近一個月你最常看下列哪幾種類型的電視節目? (可複選)-命理、風水、占卜	discrete	numeric-1.0	89	2009	-
45	f8.24	F8. 最近一個月你最常看下列哪幾種類型的電視節目? (可複選)-古典音樂	discrete	numeric-1.0	58	2040	-
46	f8.25	F8. 最近一個月你最常看下列哪幾種類型的電視節目? (可複選)-傳統藝術(例如：國劇/國樂/民俗藝術/表演藝術等)	discrete	numeric-1.0	82	2016	-
47	f8.26	F8. 最近一個月你最常看下列哪幾種類型的電視節目? (可複選)-資訊科技	discrete	numeric-1.0	151	1947	-
48	f8.51	F8. 最近一個月你最常看下列哪幾種類型的電視節目? (可複選)-知識(例如：科學新知、生態地理、歷史)	discrete	numeric-1.0	367	1731	-
49	f8.28	F8. 最近一個月你最常看下列哪幾種類型的電視節目? (可複選)-學術或思想	discrete	numeric-1.0	64	2034	-
50	f8.29	F8. 最近一個月你最常看下列哪幾種類型的電視節目? (可複選)-教學節目	discrete	numeric-1.0	75	2023	-
51	f8.30	F8. 最近一個月你最常看下列哪幾種類型的電視節目? (可複選)-社教節目/政令宣傳/公共事務	discrete	numeric-1.0	61	2037	-
52	f8.31	F8. 最近一個月你最常看下列哪幾種類型的電視節目? (可複選)-法令服務	discrete	numeric-1.0	30	2068	-
53	f8.32	F8. 最近一個月你最常看下列哪幾種類型的電視節目? (可複選)-求職	discrete	numeric-1.0	12	2086	-
54	f8.33	F8. 最近一個月你最常看下列哪幾種類型的電視節目? (可複選)-企管行銷	discrete	numeric-1.0	29	2069	-
55	f8.88	F8. 最近一個月你最常看下列哪幾種類型的電視節目? (可複選)-其他	discrete	numeric-1.0	0	2098	-
56	f8.88a	F8. 最近一個月你最常看下列哪幾種類型的電視節目? (可複選)-其他(請說明)__	discrete	character-1	0	0	-
57	f9	F9. 請問你平均每週有幾天透過網路隨選視訊平台看影片?(B1.回答2者，不需回答此題)	continuous	numeric-3.1	1603	495	-
58	f10.1	F10.在你有透過網路隨選視訊平台看影片(例如：愛奇藝、Netflix、Line TV)的那一天，你大概一整天會看多久?__時(B1.回答2者，不需回答此題)	continuous	numeric-2.0	491	1607	-

#	Name	Label	Type	Format	Valid	Invalid	Question
59	f10.2	F10.在你有透過網路隨選視訊平台看影片(例如：愛奇藝、Netflix、Line TV)的那一天，你大概一整天會看多久?—分(B1.回答2者，不需回答此題)	continuous	numeric-2.0	491	1607	-
60	rf10	F10.在你有透過網路隨選視訊平台看影片(例如：愛奇藝、Netflix、Line TV)的那一天，你大概一整天會看多久?(總分鐘數)(B1.回答2者，不需回答此題)	continuous	numeric-3.0	491	1607	-
61	rrf10	F10.在你有透過網路隨選視訊平台看影片(例如：愛奇藝、Netflix、Line TV)的那一天，你大概一整天會看多久?(分層)(B1.回答2者，不需回答此題)	discrete	numeric-2.0	491	1607	-

Group G、網路使用情形

#	Name	Label	Type	Format	Valid	Invalid	Question
1	g1	G1. 請問你每週平均有幾天會透過電腦上網(不含手機、平板上網只算你上網時眼睛看螢幕的時間)?(B1.回答2者，不需回答此題組)(G1.答0者，不需此題)	continuous	numeric-3.1	1603	495	-
2	g2	G2. 請問你每週平均有幾天會透過平板上網(只算你上網時眼睛看螢幕的時間)?(B1.回答2者，不需回答此題組)(G2.答0者，不需此題)	continuous	numeric-3.1	1603	495	-
3	g3	G3. 請問你每週平均有幾天會透過手機上網(只算你上網時眼睛看螢幕的時間)?(B1.回答2者，不需回答此題組)(G3.答0者，不需此題)	continuous	numeric-3.1	1603	495	-
4	g4.1.1	G4.1.1. 你每天利用電腦上網工作、學習的時間有多久?(B1.回答2者，不需回答此題組)(G1.答0者，不需此題)	continuous	numeric-3.0	1069	1029	-
5	rg4.1.1	G4.1.1. 你每天利用電腦上網工作、學習的時間有多久?(分層)(B1.回答2者，不需回答此題組)(G1.答0者，不需此題)	discrete	numeric-2.0	1069	1029	-
6	g4.1.2	G4.1.2. 扣除工作與學習的上網時間後，你平均每天使用電腦上網娛樂與休閒的時間大約有多久?(B1.回答2者，不需回答此題組)(G1.答0者，不需此題)	continuous	numeric-3.0	1069	1029	-
7	rg4.1.2	G4.1.2. 扣除工作與學習的上網時間後，你平均每天使用電腦上網娛樂與休閒的時間大約有多久?(分層)	discrete	numeric-2.0	1069	1029	-

#	Name	Label	Type	Format	Valid	Invalid	Question
		(B1.回答2者，不需回答此題組)(G1.答0者，不需此題)					
8	g4.2.1	G4.2.1. 你每天利用平板上網工作、學習的時間有多久?(B1.回答2者，不需回答此題組)(G2.答0者，不需此題)	continuous	numeric-3.0	428	1670	-
9	rg4.2.1	G4.2.1. 你每天利用平板上網工作、學習的時間有多久?(分層)(B1.回答2者，不需回答此題組)(G2.答0者，不需此題)	discrete	numeric-2.0	428	1670	-
10	g4.2.2	G4.2.2. 扣除工作與學習的上網時間後，你平均每天使用平板上網娛樂與休閒的時間大約有多久?(B1.回答2者，不需回答此題組)(G2.答0者，不需此題)	continuous	numeric-3.0	428	1670	-
11	rg4.2.2	G4.2.2. 扣除工作與學習的上網時間後，你平均每天使用平板上網娛樂與休閒的時間大約有多久?(分層)(B1.回答2者，不需回答此題組)(G2.答0者，不需此題)	discrete	numeric-2.0	428	1670	-
12	g4.3.1	G4.3.1. 你每天利用手機上網工作、學習的時間有多久?(B1.回答2者，不需回答此題組)(G3.答0者，不需此題)	continuous	numeric-3.0	1519	579	-
13	rg4.3.1	G4.3.1. 你每天利用手機上網工作、學習的時間有多久?(分層)(B1.回答2者，不需回答此題組)(G3.答0者，不需此題)	discrete	numeric-2.0	1519	579	-
14	g4.3.2	G4.3.2. 扣除工作與學習的上網時間後，你平均每天使用手機上網娛樂與休閒的時間大約有多久?(B1.回答2者，不需回答此題組)(G3.答0者，不需此題)	continuous	numeric-3.0	1519	579	-
15	rg4.3.2	G4.3.2. 扣除工作與學習的上網時間後，你平均每天使用手機上網娛樂與休閒的時間大約有多久?(分層)(B1.回答2者，不需回答此題組)(G3.答0者，不需此題)	discrete	numeric-2.0	1519	579	-
16	g5.1	G5.1. 你多常上網收發電子郵件(E-mail)?(B1.回答2者，不需回答此題組)	discrete	numeric-1.0	1603	495	-
17	g5.2	G2.2. 你多常上網蒐尋、瀏覽資訊?(B1.回答2者，不需回答此題組)	discrete	numeric-1.0	1603	495	-
18	g5.3	G5.3. 你多常上網使用雲端傳輸資料?(例如：Dropbox、Google Drive雲端硬碟、Sugersync、OneDrive、	discrete	numeric-1.0	1603	495	-

#	Name	Label	Type	Format	Valid	Invalid	Question
		(B1.回答2者，不需回答此題組)					
19	g5.4	G5.4. 你多常上網看網路影音/影片或電視節目?(B1.回答2者，不需回答此題組)	discrete	numeric-1.0	1603	495	-
20	g5.5	G5.5. 你最近一年內上網使用即時通訊與他人互動的頻率是?(例如：Skype、Line、微信、臉書訊息messenger)與他人互動的頻率是?(包含：視訊通話、文字訊息(含貼圖)、語音訊息)(B1.回答2者，不需回答此題組)	discrete	numeric-1.0	1603	495	-
21	g5.6	G5.6. 請問你大約一週會使用社群媒體幾天?__天(B1.回答2者，不需回答此題組)(回答0者，跳答至G6.)	continuous	numeric-3.1	1603	495	-
22	g5.7.1	G5.7. 請問在你有使用社群媒體(例如：臉書、推特)的那一天，你大約會使用多久?__時(B1.回答2者，不需回答此題組)	continuous	numeric-2.0	1254	844	-
23	g5.7.2	G5.7. 請問在你有使用社群媒體(例如：臉書、推特)的那一天，你大約會使用多久?__分(B1.回答2者，不需回答此題組)	continuous	numeric-2.0	1254	844	-
24	rg5.7	G5.7. 請問在你有使用社群媒體(例如：臉書、推特)的那一天，你大約會使用多久?(總分鐘數)(B1.回答2者，不需回答此題組)	continuous	numeric-3.0	1254	844	-
25	rrg5.7	G5.7. 請問在你有使用社群媒體(例如：臉書、推特)的那一天，你大約會使用多久?(分層)(B1.回答2者，不需回答此題組)	discrete	numeric-2.0	1254	844	-
26	g6.1	G6. 請問你最常上網找哪幾種資訊?(可複選)-社會新聞(B1.回答2者，不需回答此題組)	discrete	numeric-1.0	578	1520	-
27	g6.2	G6. 請問你最常上網找哪幾種資訊?(可複選)-國際新聞(B1.回答2者，不需回答此題組)	discrete	numeric-1.0	377	1721	-
28	g6.3	G6. 請問你最常上網找哪幾種資訊?(可複選)-氣象(B1.回答2者，不需回答此題組)	discrete	numeric-1.0	499	1599	-
29	g6.4	G6. 請問你最常上網找哪幾種資訊?(可複選)-時事評論(B1.回答2者，不需回答此題組)	discrete	numeric-1.0	322	1776	-
30	g6.5	G6. 請問你最常上網找哪幾種資訊?(可複選)-交通資訊(B1.回答2者，不需回答此題組)	discrete	numeric-1.0	292	1806	-

#	Name	Label	Type	Format	Valid	Invalid	Question
31	g6.34	G6. 請問你最常上網找哪幾種資訊?(可複選)-娛樂新聞(B1.回答2者, 不需回答此題組)	discrete	numeric-1.0	355	1743	-
32	g6.36	G6. 請問你最常上網找哪幾種資訊?(可複選)-政治新聞(B1.回答2者, 不需回答此題組)	discrete	numeric-1.0	206	1892	-
33	g6.40	G6. 請問你最常上網找哪幾種資訊?(可複選)-體育新聞(B1.回答2者, 不需回答此題組)	discrete	numeric-1.0	206	1892	-
34	g6.6	G6. 請問你最常上網找哪幾種資訊?(可複選)-消費購物(B1.回答2者, 不需回答此題組)	discrete	numeric-1.0	436	1662	-
35	g6.7	G6. 請問你最常上網找哪幾種資訊?(可複選)-觀光旅遊(B1.回答2者, 不需回答此題組)	discrete	numeric-1.0	701	1397	-
36	g6.8	G6. 請問你最常上網找哪幾種資訊?(可複選)-財經股市(B1.回答2者, 不需回答此題組)	discrete	numeric-1.0	265	1833	-
37	g6.9	G6. 請問你最常上網找哪幾種資訊?(可複選)-美食(B1.回答2者, 不需回答此題組)	discrete	numeric-1.0	631	1467	-
38	g6.10	G6. 請問你最常上網找哪幾種資訊?(可複選)-影視娛樂(例如：實境秀)(B1.回答2者, 不需回答此題組)	discrete	numeric-1.0	219	1879	-
39	g6.11	G6. 請問你最常上網找哪幾種資訊?(可複選)-綜藝(包括：主持人來賓訪談)(B1.回答2者, 不需回答此題組)	discrete	numeric-1.0	214	1884	-
40	g6.12	G6. 請問你最常上網找哪幾種資訊?(可複選)-音樂歌唱(B1.回答2者, 不需回答此題組)	discrete	numeric-1.0	270	1828	-
41	g6.13	G6. 請問你最常上網找哪幾種資訊?(可複選)-戲劇(例如：廣播劇、單元劇、連續劇等)(B1.回答2者, 不需回答此題組)	discrete	numeric-1.0	297	1801	-
42	g6.14	G6. 請問你最常上網找哪幾種資訊?(可複選)-益智競賽(B1.回答2者, 不需回答此題組)	discrete	numeric-1.0	46	2052	-
43	g6.15	G6. 請問你最常上網找哪幾種資訊?(可複選)-電影(包括：影集、微電影)(B1.回答2者, 不需回答此題組)	discrete	numeric-1.0	397	1701	-
44	g6.44	G6. 請問你最常上網找哪幾種資訊?(可複選)-明星動態(B1.回答2者, 不需回答此題組)	discrete	numeric-1.0	127	1971	-

#	Name	Label	Type	Format	Valid	Invalid	Question
45	g6.54	G6. 請問你最常上網找哪幾種資訊?(可複選)-爆料、八卦(B1.回答2者, 不需回答此題組)	discrete	numeric-1.0	148	1950	-
46	g6.16	G6. 請問你最常上網找哪幾種資訊?(可複選)-家庭生活(例如: 婚姻關係、親子關係、煮菜、家庭裝潢)(B1.回答2者, 不需回答此題組)	discrete	numeric-1.0	320	1778	-
47	g6.18	G6. 請問你最常上網找哪幾種資訊?(可複選)-體育(B1.回答2者, 不需回答此題組)	discrete	numeric-1.0	167	1931	-
48	g6.19	G6. 請問你最常上網找哪幾種資訊?(可複選)-醫療衛生保健(B1.回答2者, 不需回答此題組)	discrete	numeric-1.0	447	1651	-
49	g6.41	G6. 請問你最常上網找哪幾種資訊?(可複選)-遊戲(B1.回答2者, 不需回答此題組)	discrete	numeric-1.0	162	1936	-
50	g6.42	G6. 請問你最常上網找哪幾種資訊?(可複選)-卡通影片(B1.回答2者, 不需回答此題組)	discrete	numeric-1.0	127	1971	-
51	g6.22_comic_boo	G6. 請問你最常上網找哪幾種資訊?(可複選)-漫畫書(B1.回答2者, 不需回答此題組)	discrete	numeric-1.0	85	2013	-
52	g6.17	G6. 請問你最常上網找哪幾種資訊?(可複選)-兒童節目(B1.回答2者, 不需回答此題組)	discrete	numeric-1.0	54	2044	-
53	g6.20	G6. 請問你最常上網找哪幾種資訊?(可複選)-藝術文化(B1.回答2者, 不需回答此題組)	discrete	numeric-1.0	146	1952	-
54	g6.21	G6. 請問你最常上網找哪幾種資訊?(可複選)-文學小說(B1.回答2者, 不需回答此題組)	discrete	numeric-1.0	80	2018	-
55	g6.22_religion	G6. 請問你最常上網找哪幾種資訊?(可複選)-宗教(B1.回答2者, 不需回答此題組)	discrete	numeric-1.0	72	2026	-
56	g6.23	G6. 請問你最常上網找哪幾種資訊?(可複選)-命理、風水、占卜(B1.回答2者, 不需回答此題組)	discrete	numeric-1.0	64	2034	-
57	g6.24	G6. 請問你最常上網找哪幾種資訊?(可複選)-古典音樂(B1.回答2者, 不需回答此題組)	discrete	numeric-1.0	77	2021	-
58	g6.25	G6. 請問你最常上網找哪幾種資訊?(可複選)-傳統藝術(例如: 國劇/國樂/民俗藝術/表演藝術/歌仔戲等)	discrete	numeric-1.0	44	2054	-

#	Name	Label	Type	Format	Valid	Invalid	Question
		(B1.回答2者，不需回答此題組)					
59	g6.26	G6. 請問你最常上網找哪幾種資訊?(可複選)-資訊科技(B1.回答2者，不需回答此題組)	discrete	numeric-1.0	228	1870	-
60	g6.51	G6. 請問你最常上網找哪幾種資訊?(可複選)-知識(例如：科學新知、生態地理、歷史)(B1.回答2者，不需回答此題組)	discrete	numeric-1.0	352	1746	-
61	g6.28	G6. 請問你最常上網找哪幾種資訊?(可複選)-學術或思想(B1.回答2者，不需回答此題組)	discrete	numeric-1.0	113	1985	-
62	g6.29	G6. 請問你最常上網找哪幾種資訊?(可複選)-教學(教育)節目(B1.回答2者，不需回答此題組)	discrete	numeric-1.0	84	2014	-
63	g6.30	G6. 請問你最常上網找哪幾種資訊?(可複選)-社教節目/政令(政策)宣傳/公共(公眾)事務(B1.回答2者，不需回答此題組)	discrete	numeric-1.0	45	2053	-
64	g6.31	G6. 請問你最常上網找哪幾種資訊?(可複選)-法令服務(B1.回答2者，不需回答此題組)	discrete	numeric-1.0	42	2056	-
65	g6.43	G6. 請問你最常上網找哪幾種資訊?(可複選)-課程相關資訊(B1.回答2者，不需回答此題組)	discrete	numeric-1.0	95	2003	-
66	g6.46	G6. 請問你最常上網找哪幾種資訊?(可複選)-語文(B1.回答2者，不需回答此題組)	discrete	numeric-1.0	76	2022	-
67	g6.52	G6. 請問你最常上網找哪幾種資訊?(可複選)-綜合論壇(例如：科學新知、生態地理、歷史)(B1.回答2者，不需回答此題組)	discrete	numeric-1.0	76	2022	-
68	g6.38	G6. 請問你最常上網找哪幾種資訊?(可複選)-情色(B1.回答2者，不需回答此題組)	discrete	numeric-1.0	25	2073	-
69	g6.53	G6. 請問你最常上網找哪幾種資訊?(可複選)-交友網站(B1.回答2者，不需回答此題組)	discrete	numeric-1.0	61	2037	-
70	g6.39	G6. 請問你最常上網找哪幾種資訊?(可複選)-尋人(B1.回答2者，不需回答此題組)	discrete	numeric-1.0	8	2090	-
71	g6.45	G6. 請問你最常上網找哪幾種資訊?(可複選)-朋友近況或動態(B1.回答2者，不需回答此題組)	discrete	numeric-1.0	417	1681	-
72	g6.32	G6. 請問你最常上網找哪幾種資訊?(可複選)-求職	discrete	numeric-1.0	29	2069	-

#	Name	Label	Type	Format	Valid	Invalid	Question
		(B1.回答2者，不需回答此題組)					
73	g6.57	G6. 請問你最常上網找哪幾種資訊?(可複選)-租屋、買屋資訊(B1.回答2者，不需回答此題組)	discrete	numeric-1.0	43	2055	-
74	g6.56	G6. 請問你最常上網找哪幾種資訊?(可複選)-使用電子地圖(B1.回答2者，不需回答此題組)	discrete	numeric-1.0	231	1867	-
75	g6.88	G6. 請問你最常上網找哪幾種資訊?(可複選)-其他(B1.回答2者，不需回答此題組)	discrete	numeric-1.0	58	2040	-
76	g6.88a	G6. 請問你最常上網找哪幾種資訊?(可複選)-其他(請說明)__(B1.回答2者，不需回答此題組)	discrete	character-22	58	0	-
77	g6.880	G6. 請問你最常上網找哪幾種資訊?(可複選)-其他(請說明)__(B1.回答2者，不需回答此題組)	discrete	character-1	0	0	-
78	g7	G7. 請問你覺得你的網路技巧屬於哪一種程度?(B1.回答2者，不需回答此題組)	discrete	numeric-1.0	1603	495	-
79	g8.1	G8. 下列關於網路使用，請勾選你會的項目有哪些?(可複選)-在網路上找尋你所需的資訊(B1.回答2者，不需回答此題組)	discrete	numeric-1.0	1454	644	-
80	g8.2	G8. 下列關於網路使用，請勾選你會的項目有哪些?(可複選)-設定電子郵件帳號(B1.回答2者，不需回答此題組)	discrete	numeric-1.0	1038	1060	-
81	g8.3	G8. 下列關於網路使用，請勾選你會的項目有哪些?(可複選)-傳送即時通訊(例如：Skype、Line、微信、臉書訊息messenger)(B1.回答2者，不需回答此題組)	discrete	numeric-1.0	1493	605	-
82	g8.4	G8. 下列關於網路使用，請勾選你會的項目有哪些?(可複選)-下載並儲存MP3(音樂)(B1.回答2者，不需回答此題組)	discrete	numeric-1.0	753	1345	-
83	g8.5	G8. 下列關於網路使用，請勾選你會的項目有哪些?(可複選)-設定過濾垃圾信或是彈出式視窗廣告(B1.回答2者，不需回答此題組)	discrete	numeric-1.0	686	1412	-
84	g8.6	G8. 下列關於網路使用，請勾選你會的項目有哪些?(可複選)-清除電腦病毒或是解決電腦問題(B1.回答2者，不需回答此題組)	discrete	numeric-1.0	535	1563	-
85	g8.7	G8. 下列關於網路使用，請勾選你會的項目有哪些?	discrete	numeric-1.0	27	2071	-

#	Name	Label	Type	Format	Valid	Invalid	Question
		(可複選)-以上皆非(B1.回答2者, 不需回答此題組)					

Group H、媒體評價

#	Name	Label	Type	Format	Valid	Invalid	Question
1	h1	H1. 請問當你想要放鬆或消遣的時候, 你會使用下列哪種媒體?	discrete	numeric-2.0	2098	0	-
2	h1a	H1. 請問當你想要放鬆或消遣的時候, 你會使用下列哪種媒體?其他(請說明) __	discrete	character-10	66	0	-
3	h2	H2. 請問你想要得到當下最新消息時, 你會使用以下哪一個媒體?	discrete	numeric-2.0	2098	0	-
4	h2a	H2. 請問你想要得到當下最新消息時, 你會使用以下哪一個媒體?其他(請說明) __	discrete	character-13	11	0	-
5	h3	H3. 請問在這些媒體中, 哪一個是你最信賴的消息來源?	discrete	numeric-2.0	2098	0	-
6	h3a	H3. 請問在這些媒體中, 哪一個是你最信賴的消息來源?其他(請說明) __	discrete	character-9	77	0	-
7	h4.1	H4.1. 請你就下列媒體所報導新聞的整體的表現給一個分數- 電視	continuous	numeric-3.0	2052	46	-
8	rh4.1	H4.1. 請你就下列媒體所報導新聞的整體的表現給一個分數- 電視(分層)	discrete	numeric-2.0	2098	0	-
9	h4.2	H4.2. 請你就下列媒體所報導新聞的整體的表現給一個分數- 報紙	continuous	numeric-3.0	1754	344	-
10	rh4.2	H4.2. 請你就下列媒體所報導新聞的整體的表現給一個分數- 報紙(分層)	discrete	numeric-2.0	2098	0	-
11	h4.3	H4.3. 請你就下列媒體所報導新聞的整體的表現給一個分數- 廣播	continuous	numeric-3.0	1558	540	-
12	rh4.3	H4.3. 請你就下列媒體所報導新聞的整體的表現給一個分數- 廣播(分層)	discrete	numeric-2.0	2098	0	-
13	h4.4	H4.4. 請你就下列媒體所報導新聞的整體的表現給一個分數- 雜誌	continuous	numeric-3.0	1478	620	-
14	rh4.4	H4.4. 請你就下列媒體所報導新聞的整體的表現給一個分數- 雜誌(分層)	discrete	numeric-2.0	2098	0	-
15	h4.5	H4.5. 請你就下列媒體所報導新聞的整體的表現給一個分數- 網路	continuous	numeric-3.0	1765	333	-
16	rh4.5	H4.5. 請你就下列媒體所報導新聞的整體的表現給一個分數- 網路(分層)	discrete	numeric-2.0	2098	0	-

#	Name	Label	Type	Format	Valid	Invalid	Question
17	h5a.1	H5a. 以新聞節目內容來說，請問你認為哪些是目前臺灣電視新聞最需要解決的問題?(可複選)-新聞節目八卦化	discrete	numeric-1.0	1428	670	-
18	h5a.2	H5a. 以新聞節目內容來說，請問你認為哪些是目前臺灣電視新聞最需要解決的問題?(可複選)-新聞節目聳動化	discrete	numeric-1.0	1195	903	-
19	h5a.3	H5a. 以新聞節目內容來說，請問你認為哪些是目前臺灣電視新聞最需要解決的問題?(可複選)-新聞節目商業化	discrete	numeric-1.0	832	1266	-
20	h5a.4	H5a. 以新聞節目內容來說，請問你認為哪些是目前臺灣電視新聞最需要解決的問題?(可複選)-各台新聞節目間內容同質化高	discrete	numeric-1.0	1341	757	-
21	h5a.5	H5a. 以新聞節目內容來說，請問你認為哪些是目前臺灣電視新聞最需要解決的問題?(可複選)-新聞報導不夠中立	discrete	numeric-1.0	1286	812	-
22	h5a.6	H5a. 以新聞節目內容來說，請問你認為哪些是目前臺灣電視新聞最需要解決的問題?(可複選)-每家新聞節目一直重複報導相同新聞內容	discrete	numeric-1.0	1593	505	-
23	h5a.7	H5a. 以新聞節目內容來說，請問你認為哪些是目前臺灣電視新聞最需要解決的問題?(可複選)-新聞報導不實	discrete	numeric-1.0	844	1254	-
24	h5a.8	H5a. 以新聞節目內容來說，請問你認為哪些是目前臺灣電視新聞最需要解決的問題?(可複選)-報導負面新聞居多	discrete	numeric-1.0	1296	802	-
25	h5a.9	H5a. 以新聞節目內容來說，請問你認為哪些是目前臺灣電視新聞最需要解決的問題?(可複選)-缺乏國際新聞	discrete	numeric-1.0	854	1244	-
26	h5a.10	H5a. 以新聞節目內容來說，請問你認為哪些是目前臺灣電視新聞最需要解決的問題?(可複選)-電視新聞報導不夠深入	discrete	numeric-1.0	663	1435	-
27	h5a.88	H5a. 以新聞節目內容來說，請問你認為哪些是目前臺灣電視新聞最需要解決的問題?(可複選)-其他	discrete	numeric-1.0	35	2063	-
28	h5a.88a	H5a. 以新聞節目內容來說，請問你認為哪些是目前臺灣電視新聞最需要解決的問題?(可複選)-其他(請說明)__	discrete	character-20	35	0	-

#	Name	Label	Type	Format	Valid	Invalid	Question
29	h5a.80	H5a. 以新聞節目內容來說，請問你認為哪些是目前臺灣電視新聞最需要解決的問題?(可複選)-其他(請說明)__	discrete	character-1	0	0	-
30	h5a.90	H5a. 以新聞節目內容來說，請問你認為哪些是目前臺灣電視新聞最需要解決的問題?(可複選)-都沒有	discrete	numeric-1.0	28	2070	-
31	h5b.1	H5b. 以電視新聞以外的節目(例如：綜藝、戲劇、影集等)內容來說，請問你認為哪些是目前臺灣電視節目最需要解決的問題?(可複選)-缺乏台灣自製節目	discrete	numeric-1.0	1016	1082	-
32	h5b.2	H5b. 以電視新聞以外的節目(例如：綜藝、戲劇、影集等)內容來說，請問你認為哪些是目前臺灣電視節目最需要解決的問題?(可複選)-節目違反善良風俗	discrete	numeric-1.0	1115	983	-
33	h5b.3	H5b. 以電視新聞以外的節目(例如：綜藝、戲劇、影集等)內容來說，請問你認為哪些是目前臺灣電視節目最需要解決的問題?(可複選)-置入性行銷太多	discrete	numeric-1.0	993	1105	-
34	h5b.4	H5b. 以電視新聞以外的節目(例如：綜藝、戲劇、影集等)內容來說，請問你認為哪些是目前臺灣電視節目最需要解決的問題?(可複選)-節目分級不確實	discrete	numeric-1.0	605	1493	-
35	h5b.5	H5b. 以電視新聞以外的節目(例如：綜藝、戲劇、影集等)內容來說，請問你認為哪些是目前臺灣電視節目最需要解決的問題?(可複選)-節目內容不佳	discrete	numeric-1.0	1019	1079	-
36	h5b.6	H5b. 以電視新聞以外的節目(例如：綜藝、戲劇、影集等)內容來說，請問你認為哪些是目前臺灣電視節目最需要解決的問題?(可複選)-節目內容同質化	discrete	numeric-1.0	1166	932	-
37	h5b.88	H5b. 以電視新聞以外的節目(例如：綜藝、戲劇、影集等)內容來說，請問你認為哪些是目前臺灣電視節目最需要解決的問題?(可複選)-其他	discrete	numeric-1.0	65	2033	-
38	h5b.88a	H5b. 以電視新聞以外的節目(例如：綜藝、戲劇、影集等)內容來說，請問你認為哪些是目前臺灣電視節目最需要解決的問題?(可複選)-其他(請說明)__	discrete	character-14	65	0	-
39	h5b.90	H5b. 以電視新聞以外的節目(例如：綜藝、戲劇、影集等)內容來說，請問你認為	discrete	numeric-1.0	46	2052	-

#	Name	Label	Type	Format	Valid	Invalid	Question
		為哪些是目前臺灣電視節目最需要解決的問題?(可複選)都沒有					

Group I、平日健康傳播

#	Name	Label	Type	Format	Valid	Invalid	Question
1	i1.1	I1.1 你多常從電視(例如：新聞、談話節目)獲得健康相關資訊?(F1.與F3.皆答0者，不需回答此題)	discrete	numeric-1.0	1981	117	-
2	i1.2	I1.2. 你多常從報紙(僅限於紙本)獲得健康相關資訊?(C1a.答0者，不需回答此題)	discrete	numeric-1.0	887	1211	-
3	i1.3	I1.3. 你多常從廣播獲得健康相關資訊?(E1.答0者，不需回答此題)	discrete	numeric-1.0	758	1340	-
4	i1.4	I1.4. 你多常從網路獲得健康相關資訊?(B1.答2者，不需回答此題)	discrete	numeric-1.0	1603	495	-
5	i1.5	I1.5. 你多常從親朋好友(面對面或透過Line)獲得健康相關資訊?	discrete	numeric-1.0	2098	0	-
6	i1.6	I1.6. 你多常從醫療院所或藥局接觸到的醫療人員獲得健康相關資訊?	discrete	numeric-1.0	2098	0	-
7	i1.7	I1.7. 你多常從政府健康相關單位、醫療院所發的宣傳手冊、衛教單張或海報獲得健康相關資訊?	discrete	numeric-1.0	2098	0	-
8	i2.1	I2.1. 你相不相信電視(例如：新聞、談話節目)上所提供的健康相關資訊?	discrete	numeric-1.0	2098	0	-
9	i2.2	I2.2. 你相不相信報紙(僅限於紙本)所提供的健康相關資訊?	discrete	numeric-1.0	2098	0	-
10	i2.3	I2.3. 你相不相信廣播所提供的健康相關資訊?	discrete	numeric-1.0	2098	0	-
11	i2.4	I2.4. 你相不相信網路上所提供的健康相關資訊?	discrete	numeric-1.0	2098	0	-
12	i2.5	I2.5. 你相不相信親朋好友(面對面或透過Line)分享的健康相關資訊?	discrete	numeric-1.0	2098	0	-
13	i2.6	I2.6. 你相不相信醫療院所或藥局接觸到的醫療人員所提供的健康相關資訊?	discrete	numeric-1.0	2098	0	-
14	i2.7	I2.7. 你相不相信政府健康相關單位、醫療院所發的宣傳手冊、衛教單張或海報所提供的健康相關資訊?	discrete	numeric-1.0	2098	0	-
15	i3	I3. 請問你注不注意像電視、報紙、廣播、網路，這些媒體上關於健康的相關資訊?	discrete	numeric-1.0	2098	0	-

#	Name	Label	Type	Format	Valid	Invalid	Question
16	i4.1	I4.1. 當你看電視、看報紙、聽廣播、用網路得到健康相關資訊時，你多常因為裡面的建議調整你的行為或生活習慣？- 你多常因為裡面的建議調整你的行為或生活習慣。	discrete	numeric-1.0	2098	0	-
17	i4.2	I4.2. 當你看電視、看報紙、聽廣播、用網路得到健康相關資訊時，你多常因為裡面的建議調整你的行為或生活習慣？- 你有多常將看到的建議推薦/轉寄/分享給別人。	discrete	numeric-1.0	2098	0	-
18	i5	I5. 你覺得你對健康相關議題了解程度有多少？	discrete	numeric-2.0	2098	0	-
19	i6.1	I6.1. 請問你同不同意下列說法？- 盡可能過著健康的生活對你來說很重要。	discrete	numeric-1.0	2098	0	-
20	i6.2	I6.2. 請問你同不同意下列說法？- 你會盡力讓自己保持健康。	discrete	numeric-1.0	2098	0	-

Group J、食品安全

#	Name	Label	Type	Format	Valid	Invalid	Question
1	j1.1	J1.1. 你平日多常透過電視獲得食品安全(例如：塑化劑、食用油安全、黑心食品、農藥殘留)相關資訊？(F1.與F3.皆答0者，不需回答此題)	discrete	numeric-1.0	1981	117	-
2	j1.2	J1.2. 你平日多常透過報紙(僅限於紙本)獲得食品安全(例如：塑化劑、食用油安全、黑心食品、農藥殘留)相關資訊？(C1a.答0者，不需回答此題)	discrete	numeric-1.0	887	1211	-
3	j1.3	J1.3. 你平日多常透過廣播獲得食品安全(例如：塑化劑、食用油安全、黑心食品、農藥殘留)相關資訊？(E1.答0者，不需回答此題)	discrete	numeric-1.0	758	1340	-
4	j1.4	J1.4. 你平日多常透過雜誌(僅限於紙本)獲得食品安全(例如：塑化劑、食用油安全、黑心食品、農藥殘留)相關資訊？(D1a.答0者，不需回答此題)	discrete	numeric-1.0	618	1480	-
5	j1.5	J1.5. 你平日多常透過網路獲得食品安全(例如：塑化劑、食用油安全、黑心食品、農藥殘留)相關資訊？(B1.答2者，不需回答此題)	discrete	numeric-1.0	1603	495	-
6	j1.6	J1.6. 你平日多常透過親朋好友/街坊鄰居/同儕(同事)獲得食品安全(例如：塑化劑、食用油安全、黑	discrete	numeric-1.0	2098	0	-

#	Name	Label	Type	Format	Valid	Invalid	Question
		心食品、農藥殘留)相關資訊?					
7	j2.1	J2.1. 你相不相信電視所提供的食品安全(例如：塑化劑、食用油安全、黑心食品、農藥殘留)相關資訊?	discrete	numeric-1.0	2098	0	-
8	j2.2	J2.2. 你相不相信報紙(僅限於紙本)所提供的食品安全(例如：塑化劑、食用油安全、黑心食品、農藥殘留)相關資訊?	discrete	numeric-1.0	2098	0	-
9	j2.3	J2.3. 你相不相信廣播所提供的食品安全(例如：塑化劑、食用油安全、黑心食品、農藥殘留)相關資訊?	discrete	numeric-1.0	2098	0	-
10	j2.4	J2.4. 你相不相信雜誌(僅限於紙本)所提供的食品安全(例如：塑化劑、食用油安全、黑心食品、農藥殘留)相關資訊?	discrete	numeric-1.0	2098	0	-
11	j2.5	J2.5. 你相不相信網路所提供的食品安全(例如：塑化劑、食用油安全、黑心食品、農藥殘留)相關資訊?	discrete	numeric-1.0	2098	0	-
12	j2.6	J2.6. 你相不相信親朋好友/街坊鄰居/同儕(同事)所提供的食品安全相關資訊?(例如：塑化劑、食用油安全、黑心食品、農藥殘留)	discrete	numeric-1.0	2098	0	-
13	j3	J3. 當食品安全發生時，你會不會和他人分享食品安全(例如：塑化劑、食用油安全、黑心食品、農藥殘留)相關資訊?	discrete	numeric-1.0	2098	0	-
14	j4.1	J4. 請問當食品安全(例如：塑化劑、食用油安全、黑心食品、農藥殘留)問題發生時，你通常透過哪些管道分享相關資訊(台語：代誌)?(可複選)-面對面(包含：親朋好友/街坊鄰居/同儕(同事))	discrete	numeric-1.0	1319	779	-
15	j4.2	J4. 請問當食品安全(例如：塑化劑、食用油安全、黑心食品、農藥殘留)問題發生時，你通常透過哪些管道分享相關資訊(台語：代誌)?(可複選)-社群媒體(例如：臉書、推特)(B1.答2者、或G5(06)答0者，不需此選項)	discrete	numeric-1.0	536	1562	-
16	j4.3	J4. 請問當食品安全(例如：塑化劑、食用油安全、黑心食品、農藥殘留)問題發生時，你通常透過哪些管道分享相關資訊(台語：代誌)?(可複選)-即時通訊(例如：Skype、Line、微信、臉書訊息messenger)(B1.答2者、或G5(05)答1者，不需此選項)	discrete	numeric-1.0	885	1213	-

#	Name	Label	Type	Format	Valid	Invalid	Question
17	j4.4	J4. 請問當食品安全(例如：塑化劑、食用油安全、黑心食品、農藥殘留)問題發生時，你通常透過哪些管道分享相關資訊(台語：代誌)?(可複選)-BBS(電子佈告欄)(B1.答2者，不需此選項)	discrete	numeric-1.0	17	2081	-
18	j4.5	J4. 請問當食品安全(例如：塑化劑、食用油安全、黑心食品、農藥殘留)問題發生時，你通常透過哪些管道分享相關資訊(台語：代誌)?(可複選)-電子信箱(B1.答2者、或G5(01)答1者，不需此選項)	discrete	numeric-1.0	61	2037	-
19	j4.6	J4. 請問當食品安全(例如：塑化劑、食用油安全、黑心食品、農藥殘留)問題發生時，你通常透過哪些管道分享相關資訊(台語：代誌)?(可複選)-電話(包含：市話、手機通話)	discrete	numeric-1.0	420	1678	-
20	j4.88	J4. 請問當食品安全(例如：塑化劑、食用油安全、黑心食品、農藥殘留)問題發生時，你通常透過哪些管道分享相關資訊(台語：代誌)?(可複選)-其他	discrete	numeric-1.0	0	2098	-
21	j4.88a	J4. 請問當食品安全(例如：塑化劑、食用油安全、黑心食品、農藥殘留)問題發生時，你通常透過哪些管道分享相關資訊(台語：代誌)?(可複選)-其他(請說明)__	discrete	character-1	0	0	-
22	j5	J5. 請問你覺得食品安全問題(例如：塑化劑、食用油安全、黑心食品、農藥殘留)對你健康影響嚴不嚴重?	discrete	numeric-1.0	2098	0	-
23	j6	J6. 請問你覺得食品安全問題(例如：塑化劑、食用油安全、黑心食品、農藥殘留)可不可能對你的健康造成影響?	discrete	numeric-1.0	2098	0	-
24	j7	J7. 請問你或你的家人是否曾經受到食品安全問題(例如：塑化劑、食用油安全、黑心食品、農藥殘留)的影響?	discrete	numeric-2.0	2098	0	-
25	j8	J8. 請問你關不關心食品安全(例如：塑化劑、食用油安全、黑心食品、農藥殘留)議題?	discrete	numeric-1.0	2098	0	-
26	j9.1	J9. 請問你會不會做下列事情來預防食品安全(例如：塑化劑、食用油安全、黑心食品、農藥殘留)問題?(可複選)-少喝塑膠杯裝的飲料	discrete	numeric-1.0	1475	623	-

#	Name	Label	Type	Format	Valid	Invalid	Question
27	j9.2	J9. 請問你會不會做下列事情來預防食品安全(例如：塑化劑、食用油安全、黑心食品、農藥殘留)問題? (可複選)-少用塑膠袋、塑膠容器、塑膠膜盛裝熟食或微波加熱	discrete	numeric-1.0	1598	500	-
28	j9.3	J9. 請問你會不會做下列事情來預防食品安全(例如：塑化劑、食用油安全、黑心食品、農藥殘留)問題? (可複選)-少用保鮮膜進行微波或蒸煮	discrete	numeric-1.0	1395	703	-
29	j9.4	J9. 請問你會不會做下列事情來預防食品安全(例如：塑化劑、食用油安全、黑心食品、農藥殘留)問題? (可複選)-不同烹調方式使用不同油品	discrete	numeric-1.0	843	1255	-
30	j9.5	J9. 請問你會不會做下列事情來預防食品安全(例如：塑化劑、食用油安全、黑心食品、農藥殘留)問題? (可複選)-避免新舊油混用	discrete	numeric-1.0	1243	855	-
31	j9.6	J9. 請問你會不會做下列事情來預防食品安全(例如：塑化劑、食用油安全、黑心食品、農藥殘留)問題? (可複選)-避免選購來源不明的食物	discrete	numeric-1.0	1718	380	-
32	j9.7	J9. 請問你會不會做下列事情來預防食品安全(例如：塑化劑、食用油安全、黑心食品、農藥殘留)問題? (可複選)-購買商品前會注意看食品成分	discrete	numeric-1.0	1516	582	-
33	j9.8	J9. 請問你會不會做下列事情來預防食品安全(例如：塑化劑、食用油安全、黑心食品、農藥殘留)問題? (可複選)-只吃當季盛產的蔬果，搶收的盡量別吃	discrete	numeric-1.0	1134	964	-
34	j9.9	J9. 請問你會不會做下列事情來預防食品安全(例如：塑化劑、食用油安全、黑心食品、農藥殘留)問題? (可複選)-少生食	discrete	numeric-1.0	1208	890	-
35	j9.10	J9. 請問你會不會做下列事情來預防食品安全(例如：塑化劑、食用油安全、黑心食品、農藥殘留)問題? (可複選)-需要剝皮的水果如香蕉橘子荔枝等一定先洗過再剝皮	discrete	numeric-1.0	805	1293	-
36	j9.11	J9. 請問你會不會做下列事情來預防食品安全(例如：塑化劑、食用油安全、黑心食品、農藥殘留)問題? (可複選)-其他	discrete	numeric-1.0	17	2081	-
37	j9.11a	J9. 請問你會不會做下列事情來預防食品安全(例如：	discrete	character-18	17	0	-

#	Name	Label	Type	Format	Valid	Invalid	Question
		塑化劑、食用油安全、黑心食品、農藥殘留)問題?(可複選)-其他—					
38	j10	J10.當食品安全(例如：塑化劑、食用油安全、黑心食品、農藥殘留)發生時，你覺得政府有沒有辦法解決?	discrete	numeric-1.0	2098	0	-

Group K、空氣污染

#	Name	Label	Type	Format	Valid	Invalid	Question
1	k1.1	K1.1. 你平日多常透過電視獲得空氣污染(例如：汽機車或工廠廢氣、霧霾、細懸浮微粒PM2.5)相關資訊?(F1.與F3.皆答0者，不需回答此題)	discrete	numeric-1.0	1981	117	-
2	k1.2	K1.2. 你平日多常透過報紙(僅限於紙本)獲得空氣污染(例如：汽機車或工廠廢氣、霧霾、細懸浮微粒PM2.5)相關資訊?(C1a.答0者，不需回答此題)	discrete	numeric-1.0	887	1211	-
3	k1.3	K1.3. 你平日多常透過廣播獲得空氣污染(例如：汽機車或工廠廢氣、霧霾、細懸浮微粒PM2.5)相關資訊?(E1.答0者，不需回答此題)	discrete	numeric-1.0	758	1340	-
4	k1.4	K1.4. 你平日多常透過雜誌(僅限於紙本)獲得空氣污染(例如：汽機車或工廠廢氣、霧霾、細懸浮微粒PM2.5)相關資訊?(D1a.答0者，不需回答此題)	discrete	numeric-1.0	618	1480	-
5	k1.5	K1.5. 你平日多常透過網路獲得空氣污染(例如：汽機車或工廠廢氣、霧霾、細懸浮微粒PM2.5)相關資訊?(B1.答2者，不需回答此題)	discrete	numeric-1.0	1603	495	-
6	k1.6	K1.6. 你平日多常透過親朋好友/街坊鄰居/同儕(同事)獲得空氣污染(例如：汽機車或工廠廢氣、霧霾、細懸浮微粒PM2.5)相關資訊?	discrete	numeric-1.0	2098	0	-
7	k2.1	K2. 請問當空氣污染(例如：汽機車或工廠廢氣、霧霾、細懸浮微粒PM2.5)發生時，你最常透過哪些管道蒐集更多空氣污染相關資訊(台語：代誌)?(可複選)-電視(F1.與F3.皆答0天，不需此選項)	discrete	numeric-1.0	1518	580	-
8	k2.2	K2. 請問當空氣污染(例如：汽機車或工廠廢氣、霧霾、細懸浮微粒PM2.5)發生時，你最常透過哪些管道蒐集更多空氣污染相關資訊(台語：代誌)?(可	discrete	numeric-1.0	385	1713	-

#	Name	Label	Type	Format	Valid	Invalid	Question
		複選)-報紙(C1a.答0者, 不需此選項)					
9	k2.3	K2. 請問當空氣污染(例如：汽機車或工廠廢氣、霧霾、細懸浮微粒PM2.5)發生時, 你最常透過哪些管道蒐集更多空氣污染相關資訊(台語：代誌)?(可複選)-廣播(E1.答0者, 不需此選項)	discrete	numeric-1.0	238	1860	-
10	k2.4	K2. 請問當空氣污染(例如：汽機車或工廠廢氣、霧霾、細懸浮微粒PM2.5)發生時, 你最常透過哪些管道蒐集更多空氣污染相關資訊(台語：代誌)?(可複選)-網路(B1.答2者, 不需此選項)	discrete	numeric-1.0	993	1105	-
11	k2.5	K2. 請問當空氣污染(例如：汽機車或工廠廢氣、霧霾、細懸浮微粒PM2.5)發生時, 你最常透過哪些管道蒐集更多空氣污染相關資訊(台語：代誌)?(可複選)-親朋好友/街坊鄰居/同儕(同事)	discrete	numeric-1.0	508	1590	-
12	k2.6	K2. 請問當空氣污染(例如：汽機車或工廠廢氣、霧霾、細懸浮微粒PM2.5)發生時, 你最常透過哪些管道蒐集更多空氣污染相關資訊(台語：代誌)?(可複選)-空氣污染相關的APP(B1.答2者, 不需此選項)	discrete	numeric-1.0	167	1931	-
13	k2.7	K2. 請問當空氣污染(例如：汽機車或工廠廢氣、霧霾、細懸浮微粒PM2.5)發生時, 你最常透過哪些管道蒐集更多空氣污染相關資訊(台語：代誌)?(可複選)-雜誌(包含：紙本和網路雜誌)(D1a.與D2a.皆回答0者, 不需此選項)	discrete	numeric-1.0	55	2043	-
14	k2.88	K2. 請問當空氣污染(例如：汽機車或工廠廢氣、霧霾、細懸浮微粒PM2.5)發生時, 你最常透過哪些管道蒐集更多空氣污染相關資訊(台語：代誌)?(可複選)-其他	discrete	numeric-1.0	3	2095	-
15	k2.88a	K2. 請問當空氣污染(例如：汽機車或工廠廢氣、霧霾、細懸浮微粒PM2.5)發生時, 你最常透過哪些管道蒐集更多空氣污染相關資訊(台語：代誌)?(可複選)-其他(請說明)__	discrete	character-10	3	0	-
16	k2.90	K2. 請問當空氣污染(例如：汽機車或工廠廢氣、霧霾、細懸浮微粒PM2.5)發生時, 你最常透過哪些管道蒐集更多空氣污染相	discrete	numeric-1.0	161	1937	-

#	Name	Label	Type	Format	Valid	Invalid	Question
		關資訊(台語：代誌)?(可複選)-都沒有					
17	k3	K3. 當空氣汙染(例如：汽機車或工廠廢氣、霧霾、細懸浮微粒PM2.5)發生時，你會不會和他人分享空氣污染相關資訊(台語：代誌)?	discrete	numeric-1.0	2098	0	-
18	k4.1	K4. 請問當空氣污染(例如：汽機車或工廠廢氣、霧霾、細懸浮微粒PM2.5)發生時，你通常透過哪些管道分享空氣污染相關資訊(台語：代誌)?(可複選)-面對面(包含：親朋好友/街坊鄰居/同儕(同事))	discrete	numeric-1.0	1015	1083	-
19	k4.2	K4. 請問當空氣污染(例如：汽機車或工廠廢氣、霧霾、細懸浮微粒PM2.5)發生時，你通常透過哪些管道分享空氣污染相關資訊(台語：代誌)?(可複選)-社群媒體(例如：臉書、推特)(B1.答2者、或G5(06)答0者，不需此選項)	discrete	numeric-1.0	391	1707	-
20	k4.3	K4. 請問當空氣污染(例如：汽機車或工廠廢氣、霧霾、細懸浮微粒PM2.5)發生時，你通常透過哪些管道分享空氣污染相關資訊(台語：代誌)?(可複選)-即時通訊(例如：Skype、Line、微信、臉書訊息messenger)(B1.答2者、或G5(05)答1者，不需此選項)	discrete	numeric-1.0	665	1433	-
21	k4.4	K4. 請問當空氣污染(例如：汽機車或工廠廢氣、霧霾、細懸浮微粒PM2.5)發生時，你通常透過哪些管道分享空氣污染相關資訊(台語：代誌)?(可複選)-BBS(B1.答2者，不需此選項)	discrete	numeric-1.0	18	2080	-
22	k4.5	K4. 請問當空氣污染(例如：汽機車或工廠廢氣、霧霾、細懸浮微粒PM2.5)發生時，你通常透過哪些管道分享空氣污染相關資訊(台語：代誌)?(可複選)-電子信箱(B1.答2者、或G5(01)答1者，不需此選項)	discrete	numeric-1.0	38	2060	-
23	k4.6	K4. 請問當空氣污染(例如：汽機車或工廠廢氣、霧霾、細懸浮微粒PM2.5)發生時，你通常透過哪些管道分享空氣污染相關資訊(台語：代誌)?(可複選)-電話(包含：市話、手機通話)	discrete	numeric-1.0	291	1807	-
24	k4.88	K4. 請問當空氣污染(例如：汽機車或工廠廢氣、	discrete	numeric-1.0	0	2098	-

#	Name	Label	Type	Format	Valid	Invalid	Question
		霧霾、細懸浮微粒PM2.5)發生時，你通常透過哪些管道分享空氣污染相關資訊(台語：代誌)?(可複選)-其他					
25	k4.88a	K4. 請問當空氣污染(例如：汽機車或工廠廢氣、霧霾、細懸浮微粒PM2.5)發生時，你通常透過哪些管道分享空氣污染相關資訊(台語：代誌)?(可複選)-其他(請說明)__	discrete	character-1	0	0	-
26	k5	K5. 請問你覺得空氣污染(例如：汽機車或工廠廢氣、霧霾、細懸浮微粒PM2.5)對人的健康影響嚴不嚴重?	discrete	numeric-1.0	2098	0	-
27	k6	K6. 請問你覺得空氣污染(例如：汽機車或工廠廢氣、霧霾、細懸浮微粒PM2.5)可不可能對你的健康造成影響?	discrete	numeric-1.0	2098	0	-
28	k7	K7. 請問你或你的家人是否曾經受空氣污染(例如：汽機車或工廠廢氣、霧霾、細懸浮微粒PM2.5)影響?	discrete	numeric-2.0	2098	0	-
29	k8	K8. 請問你關不關心空氣污染(例如：汽機車或工廠廢氣、霧霾、細懸浮微粒PM2.5)議題?	discrete	numeric-1.0	2098	0	-
30	k9.1	K9. 請問你會不會做下列事情來預防空氣污染(例如：汽機車或工廠廢氣、霧霾、細懸浮微粒PM2.5)問題?(可複選)-空氣品質不良時，外出會戴口罩	discrete	numeric-1.0	1555	543	-
31	k9.2	K9. 請問你會不會做下列事情來預防空氣污染(例如：汽機車或工廠廢氣、霧霾、細懸浮微粒PM2.5)問題?(可複選)-空氣品質不良時，避免出門	discrete	numeric-1.0	1270	828	-
32	k9.3	K9. 請問你會不會做下列事情來預防空氣污染(例如：汽機車或工廠廢氣、霧霾、細懸浮微粒PM2.5)問題?(可複選)-由室外進入室內時，會加強個人衛生防護，例如：洗手、洗臉、清潔鼻腔	discrete	numeric-1.0	1327	771	-
33	k9.4	K9. 請問你會不會做下列事情來預防空氣污染(例如：汽機車或工廠廢氣、霧霾、細懸浮微粒PM2.5)問題?(可複選)-空氣品質不良時，會適當關閉窗戶	discrete	numeric-1.0	1486	612	-
34	k9.5	K9. 請問你會不會做下列事情來預防空氣污染(例如：汽機車或工廠廢氣、霧霾、細懸浮微粒PM2.5)	discrete	numeric-1.0	619	1479	-

#	Name	Label	Type	Format	Valid	Invalid	Question
		問題?(可複選)-會盡量搭乘運輸工具					
35	k9.6	K9. 請問你會不會做下列事情來預防空氣污染(例如：汽機車或工廠廢氣、霧霾、細懸浮微粒PM2.5)問題?(可複選)-會定期保養車輛	discrete	numeric-1.0	1152	946	-
36	k9.7	K9. 請問你會不會做下列事情來預防空氣污染(例如：汽機車或工廠廢氣、霧霾、細懸浮微粒PM2.5)問題?(可複選)-淘汰老舊汽機車，改騎乘電動汽機車	discrete	numeric-1.0	361	1737	-
37	k9.8	K9. 請問你會不會做下列事情來預防空氣污染(例如：汽機車或工廠廢氣、霧霾、細懸浮微粒PM2.5)問題?(可複選)-會減少燃香、焚燒紙錢及燃放鞭炮	discrete	numeric-1.0	1087	1011	-
38	k9.9	K9. 請問你會不會做下列事情來預防空氣污染(例如：汽機車或工廠廢氣、霧霾、細懸浮微粒PM2.5)問題?(可複選)-會減少以油炸、燒烤方式烹調食物	discrete	numeric-1.0	1036	1062	-
39	k9.10	K9. 請問你會不會做下列事情來預防空氣污染(例如：汽機車或工廠廢氣、霧霾、細懸浮微粒PM2.5)問題?(可複選)-會減少使用揮發性有機溶劑，如衣物乾洗劑、油漆	discrete	numeric-1.0	783	1315	-
40	k9.11	K9. 請問你會不會做下列事情來預防空氣污染(例如：汽機車或工廠廢氣、霧霾、細懸浮微粒PM2.5)問題?(可複選)-其他	discrete	numeric-1.0	14	2084	-
41	k9.11a	K9. 請問你會不會做下列事情來預防空氣污染(例如：汽機車或工廠廢氣、霧霾、細懸浮微粒PM2.5)問題?(可複選)-其他—	discrete	character-14	14	0	-
42	k10	K10.當空氣污染(例如：汽機車或工廠廢氣、霧霾、細懸浮微粒PM2.5)發生時，你覺得政府有沒有辦法解決?	discrete	numeric-1.0	2098	0	-

Group L、颱風、水災

#	Name	Label	Type	Format	Valid	Invalid	Question
1	l1a.1	L1a.請問當颱風、水災發生時，你最常透過哪些管道獲得颱風、水災相關資訊(台語：代誌)?(可複選)-電視(F1.與F3.皆答0者，不需此選項)	discrete	numeric-1.0	1908	190	-

#	Name	Label	Type	Format	Valid	Invalid	Question
2	11a.2	L1a.請問當颱風、水災發生時，你最常透過哪些管道獲得颱風、水災相關資訊(台語：代誌)?(可複選)-報紙(C1a.答0者，不需此選項)	discrete	numeric-1.0	471	1627	-
3	11a.3	L1a.請問當颱風、水災發生時，你最常透過哪些管道獲得颱風、水災相關資訊(台語：代誌)?(可複選)-廣播(E1.答0者，不需此選項)	discrete	numeric-1.0	359	1739	-
4	11a.4	L1a.請問當颱風、水災發生時，你最常透過哪些管道獲得颱風、水災相關資訊(台語：代誌)?(可複選)-網路(例如：社群群體、入口網站、BBS、即時通訊、新聞APP)(B1.答2者，不需此選項、選L1a(04)者，需多答L1b.)	discrete	numeric-1.0	1195	903	-
5	11a.5	L1a.請問當颱風、水災發生時，你最常透過哪些管道獲得颱風、水災相關資訊(台語：代誌)?(可複選)-親朋好友/街坊鄰居/同儕(同事)	discrete	numeric-1.0	690	1408	-
6	11a.6	L1a.請問當颱風、水災發生時，你最常透過哪些管道獲得颱風、水災相關資訊(台語：代誌)?(可複選)-雜誌(包含紙本、網路雜誌)(D1a.與D2a.皆回答0者，不需此選項)	discrete	numeric-1.0	43	2055	-
7	11a.88	L1a.請問當颱風、水災發生時，你最常透過哪些管道獲得颱風、水災相關資訊(台語：代誌)?(可複選)-其他	discrete	numeric-1.0	0	2098	-
8	11a.88a	L1a.請問當颱風、水災發生時，你最常透過哪些管道獲得颱風、水災相關資訊(台語：代誌)?(可複選)-其他(請說明)__	discrete	character-1	0	0	-
9	11a.90	L1a.請問當颱風、水災發生時，你最常透過哪些管道獲得颱風、水災相關資訊(台語：代誌)?(可複選)-都沒有(跳答至L2.)	discrete	numeric-1.0	1	2097	-
10	11b.1	L1b.請問是透過網路上的哪些管道獲得颱風、水災相關資訊(台語：代誌)?(可複選)-社群媒體(例如：臉書、推特)	discrete	numeric-1.0	802	1296	-
11	11b.2	L1b.請問是透過網路上的哪些管道獲得颱風、水災相關資訊(台語：代誌)?(可複選)-即時通訊(例如：Skype、Line、微信、臉書訊息messenger)	discrete	numeric-1.0	849	1249	-

#	Name	Label	Type	Format	Valid	Invalid	Question
12	11b.3	L1b.請問是透過網路上的哪些管道獲得颱風、水災相關資訊(台語：代誌)?(可複選)-BBS(電子佈告欄)	discrete	numeric-1.0	71	2027	-
13	11b.4	L1b.請問是透過網路上的哪些管道獲得颱風、水災相關資訊(台語：代誌)?(可複選)-新聞媒體(例如：中時電子報、聯合新聞網、網路上的電視新聞)	discrete	numeric-1.0	819	1279	-
14	11b.5	L1b.請問是透過網路上的哪些管道獲得颱風、水災相關資訊(台語：代誌)?(可複選)-新聞APP	discrete	numeric-1.0	264	1834	-
15	11b.6	L1b.請問是透過網路上的哪些管道獲得颱風、水災相關資訊(台語：代誌)?(可複選)-入口網站(例如：YAHOO奇摩、微軟msn臺灣新聞)	discrete	numeric-1.0	625	1473	-
16	11b.88	L1b.請問是透過網路上的哪些管道獲得颱風、水災相關資訊(台語：代誌)?(可複選)-其他	discrete	numeric-1.0	0	2098	-
17	11b.88a	L1b.請問是透過網路上的哪些管道獲得颱風、水災相關資訊(台語：代誌)?(可複選)-其他(請說明) __	discrete	character-1	0	0	-
18	12.1	L2.1.你相不相信電視所提供的颱風、水災相關資訊?	discrete	numeric-1.0	2098	0	-
19	12.2	L2.2 你相不相信報紙(僅限於紙本)所提供的颱風、水災相關資訊?	discrete	numeric-1.0	2098	0	-
20	12.3	L2.3 你相不相信廣播所提供的颱風、水災相關資訊?	discrete	numeric-1.0	2098	0	-
21	12.4	L2.4.你相不相信網路所提供的颱風、水災相關資訊?	discrete	numeric-1.0	2098	0	-
22	12.5	L2.5. 你相不相信親朋好友/街坊鄰居/同儕(同事)所提供的颱風、水災相關資訊?	discrete	numeric-1.0	2098	0	-
23	13.1	L3.1 請問你覺得颱風、水災對你或你的家人影響嚴不嚴重?	discrete	numeric-1.0	2098	0	-
24	13.2	L3.2 請問你覺得颱風、水災對整體台灣社會的影響嚴不嚴重?	discrete	numeric-1.0	2098	0	-
25	14.1	L4.1. 颱風、水災可不可能對你或你的家人造成災害?	discrete	numeric-1.0	2098	0	-
26	14.2	L4.2. 颱風、水災可不可能對整體台灣社會造成災害?	discrete	numeric-1.0	2098	0	-
27	15	L5. 請問你或你的家人是否曾經受颱風、水災影響而造成「健康或財產上的損失」?	discrete	numeric-2.0	2098	0	-
28	16	L6. 請問你關不關心颱風、水災議題?	discrete	numeric-1.0	2098	0	-

#	Name	Label	Type	Format	Valid	Invalid	Question
29	17.1	L7. 請問你會不會做下列事情來預防颱風、水災？(可複選)-準備蠟燭、手電筒、電池及手機電池	discrete	numeric-1.0	1757	341	-
30	17.2	L7. 請問你會不會做下列事情來預防颱風、水災？(可複選)-檢查門窗是否牢靠	discrete	numeric-1.0	1857	241	-
31	17.3	L7. 請問你會不會做下列事情來預防颱風、水災？(可複選)-加強固定房屋外各種懸掛物件(如廣告招牌、陽台花盆)	discrete	numeric-1.0	1278	820	-
32	17.4	L7. 請問你會不會做下列事情來預防颱風、水災？(可複選)-庭園樹木加支架保護	discrete	numeric-1.0	773	1325	-
33	17.5	L7. 請問你會不會做下列事情來預防颱風、水災？(可複選)-清理水溝渠道	discrete	numeric-1.0	796	1302	-
34	17.6	L7. 請問你會不會做下列事情來預防颱風、水災？(可複選)-儲備乾糧	discrete	numeric-1.0	1641	457	-
35	17.7	L7. 請問你會不會做下列事情來預防颱風、水災？(可複選)-儲水備用	discrete	numeric-1.0	1526	572	-
36	17.8	L7. 請問你會不會做下列事情來預防颱風、水災？(可複選)-如住處有淹水的疑慮，你會視情形及早遷移至較高的地方	discrete	numeric-1.0	371	1727	-
37	17.9	L7. 請問你會不會做下列事情來預防颱風、水災？(可複選)-住在山坡地或土石易崩落之處者，會配合政府「預防性疏散撤離」，及早撤離到安全地區	discrete	numeric-1.0	221	1877	-
38	17.10	L7. 請問你會不會做下列事情來預防颱風、水災？(可複選)-住在沿海地區會隨時注意潮汐，以防止海水倒灌	discrete	numeric-1.0	208	1890	-
39	17.11	L7. 請問你會不會做下列事情來預防颱風、水災？(可複選)-其他	discrete	numeric-1.0	12	2086	-
40	17.11a	L7. 請問你會不會做下列事情來預防颱風、水災？(可複選)-其他(請說明)__	discrete	character-16	12	0	-
41	18	L8. 當颱風、水災發生時，政府有沒有辦法降低颱風、水災所帶來的災害？	discrete	numeric-1.0	2098	0	-

Group M、地震

#	Name	Label	Type	Format	Valid	Invalid	Question
1	m1	M1. 請問當地震發生後，你會不會和他人分享地震相關資訊？	discrete	numeric-1.0	2098	0	-

#	Name	Label	Type	Format	Valid	Invalid	Question
2	m2.1	M2. 請問當地震發生後，你通常透過哪些管道分享地震相關資訊?(可複選)-面對面(包含：親朋好友/街坊鄰居/同儕(同事))	discrete	numeric-1.0	1245	853	-
3	m2.2	M2. 請問當地震發生後，你通常透過哪些管道分享地震相關資訊?(可複選)-社群媒體(例如：臉書、推特)(B1.答2者、或G5(06)答0者，不需此選項)	discrete	numeric-1.0	606	1492	-
4	m2.3	M2. 請問當地震發生後，你通常透過哪些管道分享地震相關資訊?(可複選)-即時通訊(例如：Skype、Line、微信、臉書訊息messenger)(B1.答2者、或G5(05)答1者，不需此選項)	discrete	numeric-1.0	935	1163	-
5	m2.4	M2. 請問當地震發生後，你通常透過哪些管道分享地震相關資訊?(可複選)-BBS(電子佈告欄)(B1.答2者，不需此選項)	discrete	numeric-1.0	33	2065	-
6	m2.5	M2. 請問當地震發生後，你通常透過哪些管道分享地震相關資訊?(可複選)-電子信箱(B1.答2者、或G5(01)答1者，不需此選項)	discrete	numeric-1.0	41	2057	-
7	m2.6	M2. 請問當地震發生後，你通常透過哪些管道分享地震相關資訊?(可複選)-電話(包含：市話、手機通話)	discrete	numeric-1.0	727	1371	-
8	m2.88	M2. 請問當地震發生後，你通常透過哪些管道分享地震相關資訊?(可複選)-其他	discrete	numeric-1.0	0	2098	-
9	m2.88a	M2. 請問當地震發生後，你通常透過哪些管道分享地震相關資訊?(可複選)-其他(請說明) __	discrete	character-1	0	0	-
10	m3.1	M3. 請問當地震發生後，你會分享什麼資訊給他人?(可複選)-提供地震相關連結、影像與照片	discrete	numeric-1.0	510	1588	-
11	m3.2	M3. 請問當地震發生後，你會分享什麼資訊給他人?(可複選)-批評地震災害負責單位	discrete	numeric-1.0	89	2009	-
12	m3.3	M3. 請問當地震發生後，你會分享什麼資訊給他人?(可複選)-想要協助或鼓勵受災戶	discrete	numeric-1.0	474	1624	-
13	m3.4	M3. 請問當地震發生後，你會分享什麼資訊給他人?(可複選)-報平安，讓別人放心	discrete	numeric-1.0	1493	605	-
14	m3.90	M3. 請問當地震發生後，你會分享什麼資訊給他人?(可複選)-都沒有	discrete	numeric-1.0	25	2073	-

Group N、防災行為							
#	Name	Label	Type	Format	Valid	Invalid	Question
1	n1.1	N1. 在過去一年，下列哪些人曾經主動提醒你對環境災害(例如：空氣汙染、颱風、水災、地震等)採取行動(包含預防、避難、救災等)?(可複選)-伴侶(包含夫妻、男女朋友、同居人)	discrete	numeric-1.0	933	1165	-
2	n1.2	N1. 在過去一年，下列哪些人曾經主動提醒你對環境災害(例如：空氣汙染、颱風、水災、地震等)採取行動(包含預防、避難、救災等)?(可複選)-家人(除了夫妻、男女朋友、同居人以外，住在一起的家人)	discrete	numeric-1.0	1453	645	-
3	n1.3	N1. 在過去一年，下列哪些人曾經主動提醒你對環境災害(例如：空氣汙染、颱風、水災、地震等)採取行動(包含預防、避難、救災等)?(可複選)-沒有住在一起的親戚	discrete	numeric-1.0	720	1378	-
4	n1.4	N1. 在過去一年，下列哪些人曾經主動提醒你對環境災害(例如：空氣汙染、颱風、水災、地震等)採取行動(包含預防、避難、救災等)?(可複選)-朋友	discrete	numeric-1.0	1127	971	-
5	n1.5	N1. 在過去一年，下列哪些人曾經主動提醒你對環境災害(例如：空氣汙染、颱風、水災、地震等)採取行動(包含預防、避難、救災等)?(可複選)-同學	discrete	numeric-1.0	377	1721	-
6	n1.6	N1. 在過去一年，下列哪些人曾經主動提醒你對環境災害(例如：空氣汙染、颱風、水災、地震等)採取行動(包含預防、避難、救災等)?(可複選)-同事	discrete	numeric-1.0	552	1546	-
7	n1.7	N1. 在過去一年，下列哪些人曾經主動提醒你對環境災害(例如：空氣汙染、颱風、水災、地震等)採取行動(包含預防、避難、救災等)?(可複選)-點頭之交	discrete	numeric-1.0	69	2029	-
8	n1.8	N1. 在過去一年，下列哪些人曾經主動提醒你對環境災害(例如：空氣汙染、颱風、水災、地震等)採取行動(包含預防、避難、救災等)?(可複選)-鄰居	discrete	numeric-1.0	557	1541	-
9	n1.9	N1. 在過去一年，下列哪些人曾經主動提醒你對環境災害(例如：空氣汙染、颱風、水災、地震等)採取行動(包含預防、避難、救災等)?(可複選)-朋友的朋友(有共同朋友，或知道名字，但彼此不認識)	discrete	numeric-1.0	79	2019	-

#	Name	Label	Type	Format	Valid	Invalid	Question
10	n1.10	N1. 在過去一年，下列哪些人曾經主動提醒你對環境災害(例如：空氣汙染、颱風、水災、地震等)採取行動(包含預防、避難、救災等)?(可複選)-陌生人	discrete	numeric-1.0	19	2079	-
11	n1.90	N1. 在過去一年，下列哪些人曾經主動提醒你對環境災害(例如：空氣汙染、颱風、水災、地震等)採取行動(包含預防、避難、救災等)?(可複選)-都沒有	discrete	numeric-1.0	379	1719	-
12	n2.1	N2. 在過去一年，你曾經主動提醒下列哪些人對環境災害(例如：空氣汙染、颱風、水災、地震等)採取行動(包含預防、避難、救災等)?(可複選)-伴侶(包含夫妻、男女朋友、同居人)	discrete	numeric-1.0	928	1170	-
13	n2.2	N2. 在過去一年，你曾經主動提醒下列哪些人對環境災害(例如：空氣汙染、颱風、水災、地震等)採取行動(包含預防、避難、救災等)?(可複選)-家人(除了夫妻、男女朋友、同居人以外，住在一起的家人)	discrete	numeric-1.0	1481	617	-
14	n2.3	N2. 在過去一年，你曾經主動提醒下列哪些人對環境災害(例如：空氣汙染、颱風、水災、地震等)採取行動(包含預防、避難、救災等)?(可複選)-沒有住在一起的親戚	discrete	numeric-1.0	710	1388	-
15	n2.4	N2. 在過去一年，你曾經主動提醒下列哪些人對環境災害(例如：空氣汙染、颱風、水災、地震等)採取行動(包含預防、避難、救災等)?(可複選)-朋友	discrete	numeric-1.0	1118	980	-
16	n2.5	N2. 在過去一年，你曾經主動提醒下列哪些人對環境災害(例如：空氣汙染、颱風、水災、地震等)採取行動(包含預防、避難、救災等)?(可複選)-同學	discrete	numeric-1.0	378	1720	-
17	n2.6	N2. 在過去一年，你曾經主動提醒下列哪些人對環境災害(例如：空氣汙染、颱風、水災、地震等)採取行動(包含預防、避難、救災等)?(可複選)-同事	discrete	numeric-1.0	526	1572	-
18	n2.7	N2. 在過去一年，你曾經主動提醒下列哪些人對環境災害(例如：空氣汙染、颱風、水災、地震等)採取行動(包含預防、避難、救災等)?(可複選)-點頭之交	discrete	numeric-1.0	70	2028	-
19	n2.8	N2. 在過去一年，你曾經主動提醒下列哪些人對環境災害(例如：空氣汙染、颱風、水災、地震等)採取行	discrete	numeric-1.0	512	1586	-

#	Name	Label	Type	Format	Valid	Invalid	Question
		動(包含預防、避難、救災等)?(可複選)-鄰居					
20	n2.9	N2. 在過去一年, 你曾經主動提醒下列哪些人對環境災害(例如: 空氣汙染、颱風、水災、地震等)採取行動(包含預防、避難、救災等)?(可複選)-朋友的朋友(有共同朋友, 或知道名字, 但彼此不認識)	discrete	numeric-1.0	72	2026	-
21	n2.10	N2. 在過去一年, 你曾經主動提醒下列哪些人對環境災害(例如: 空氣汙染、颱風、水災、地震等)採取行動(包含預防、避難、救災等)?(可複選)-陌生人	discrete	numeric-1.0	16	2082	-
22	n2.90	N2. 在過去一年, 你曾經主動提醒下列哪些人對環境災害(例如: 空氣汙染、颱風、水災、地震等)採取行動(包含預防、避難、救災等)?(可複選)-都沒有	discrete	numeric-1.0	406	1692	-

Group 0、台灣現況與政黨認同

#	Name	Label	Type	Format	Valid	Invalid	Question
1	o1	O1. 整體來說, 你對目前台灣的情況(包含政治、經濟、社會等各面向), 是滿意還是不滿意?	discrete	numeric-2.0	2098	0	-
2	o2a	O2a. 目前國內有幾個主要政黨, 請問你有沒有偏向哪一個政黨?	discrete	numeric-2.0	2098	0	-
3	o2b	O2b. 那相對來說, 請問你有沒有稍微偏向哪一個政黨?	discrete	numeric-2.0	1600	498	-
4	o2c	O2c. 請問是哪一個政黨?	discrete	numeric-2.0	738	1360	-
5	o2ca	O2c. 請問是哪一個政黨?其他政黨(請說明)__	discrete	character-12	4	0	-
6	o2d	O2d. 請問, 你偏向這個政黨的程度上有多高?	discrete	numeric-2.0	730	1368	-
7	o3	O3. 請問今年(2016年1月16日)舉行的總統副總統選舉, 你投給哪一黨的候選人?	discrete	numeric-2.0	2098	0	-

Group P、個人價值

#	Name	Label	Type	Format	Valid	Invalid	Question
1	p1.1	P1.1. 你重視新點子和創造力, 用自己的方式做事。	discrete	numeric-1.0	2098	0	-
2	p1.2	P1.2. 你重視財富, 想要擁有許多錢和昂貴的東西。	discrete	numeric-1.0	2098	0	-
3	p1.3	P1.3. 你重視居住安全, 避免任何可能的危險。	discrete	numeric-1.0	2098	0	-

#	Name	Label	Type	Format	Valid	Invalid	Question
4	p1.4	P1.4. 你重視追求快樂，寵愛自己。	discrete	numeric-1.0	2098	0	-
5	p1.5	P1.5. 你會幫助周圍的人，且在意他們過得好不好。	discrete	numeric-1.0	2098	0	-
6	p1.6	P1.6. 成功對你來說很重要，想要讓別人知道你的成就。	discrete	numeric-1.0	2098	0	-
7	p1.7	P1.7. 你重視冒險，想要過刺激的生活。	discrete	numeric-1.0	2098	0	-
8	p1.8	P1.8. 你重視舉止合宜，別人認為不好的事你不會去做。	discrete	numeric-1.0	2098	0	-
9	p1.9	P1.9. 你重視環境保護，關心大自然。	discrete	numeric-1.0	2098	0	-
10	p1.10	P1.10. 你重視傳統，會遵循宗教與家庭傳下來的習俗。	discrete	numeric-1.0	2098	0	-
11	p2.1	P2.1. 你目前的生活和你理想中的生活差距不遠。	discrete	numeric-1.0	2098	0	-
12	p2.2	P2.2. 目前你的一切生活狀況都很棒。	discrete	numeric-1.0	2098	0	-
13	p2.3	P2.3. 你已經得到你人生想要的。	discrete	numeric-1.0	2098	0	-
14	p2.4	P2.4. 若人生可以重來一次，你會想要改變目前擁有的一切。	discrete	numeric-1.0	2098	0	-
15	p2.5	P2.5. 當你遇到困難時，你能找到信賴的人幫你解決問題。	discrete	numeric-1.0	2098	0	-
16	p2.6	P2.6. 當你有私密的問題時，有人可以讓你放心的聊一聊。	discrete	numeric-1.0	2098	0	-
17	p2.7	P2.7. 當你覺得孤單時，你可以找到其他人說話。	discrete	numeric-1.0	2098	0	-
18	p2.8	P2.8. 經由和別人的來往，會讓你想要嘗試新事物。	discrete	numeric-1.0	2098	0	-
19	p2.9	P2.9. 經由和別人的來往，會讓你對於「跟你不一樣的人」在想些什麼感到興趣。	discrete	numeric-1.0	2098	0	-
20	p2.10	P2.10. 經由和別人的閒聊，會讓你對世界上所發生的事情感到好奇。	discrete	numeric-1.0	2098	0	-
21	p3a.1	P3a.1 整體而言，你對於你的生活滿不滿意？	discrete	numeric-1.0	2098	0	-
22	p3a.2	P3a.2 整體而言，你對於你的工作滿不滿意？	discrete	numeric-1.0	2098	0	-
23	p3a.3	P3a.3 整體而言，你對於你的社交生活滿不滿意？	discrete	numeric-1.0	2098	0	-
24	p3a.4	P3a.4 整體而言，你對目前的健康狀況滿不滿意？	discrete	numeric-1.0	2098	0	-
25	p3b	P3b.整體而言，你覺得目前的日子過得快不快樂？	discrete	numeric-1.0	2098	0	-

Group Q、健康基本狀況							
#	Name	Label	Type	Format	Valid	Invalid	Question
1	q1	Q1. 請問你過去一年看幾次醫生?	discrete	numeric-1.0	2098	0	-
2	q2.1	Q2.1. 請問你體重多少? (百)	continuous	numeric-1.0	2098	0	-
3	q2.2	Q2.2. 請問你體重多少? (十)	continuous	numeric-1.0	2098	0	-
4	q2.3	Q2.3. 請問你體重多少? (個)	continuous	numeric-1.0	2098	0	-
5	rq2	Q2. 請問你體重多少?(整合)	continuous	numeric-6.2	2098	0	-
6	q3.1	Q3.1. 請問你身高多少? (百)	continuous	numeric-1.0	2098	0	-
7	q3.2	Q3.1. 請問你身高多少? (十)	continuous	numeric-1.0	2098	0	-
8	q3.3	Q3.1. 請問你身高多少? (個)	continuous	numeric-1.0	2098	0	-
9	rq3	Q3. 請問你身高多少?(整合)	continuous	numeric-6.2	2098	0	-

Group R、工作狀況篇							
#	Name	Label	Type	Format	Valid	Invalid	Question
1	r1	R1. 請問你現在有沒有在工作?	discrete	numeric-2.0	2098	0	-
2	r1a	R1. 請問你現在有沒有在工作? 其他說明	discrete	character-1	0	0	-
3	r2	R2. 請問你的行業	discrete	numeric-2.0	1360	738	-
4	r2a	R2. 請問你的行業：其他說明	discrete	character-1	0	0	-
5	r3a	R3a.請問你現在的工作屬於哪一類?	discrete	numeric-2.0	1360	738	-
6	r3aa	R3a.請問你現在的工作屬於哪一類? 其他說明	discrete	character-1	0	0	-
7	r3b	R3b.請問在你工作上，你有沒有管理別人?	discrete	numeric-1.0	1360	738	-
8	r3ba	R3b.請問在你工作上，你有沒有管理別人? 其他說明	discrete	numeric-3.0	315	1783	-
9	r4	R4. 請問你個人平均每個月所有的(稅前)收入差不多有多少?	discrete	numeric-2.0	2098	0	-

Group 最終權值							
#	Name	Label	Type	Format	Valid	Invalid	Question
1	weight	最終權值	continuous	numeric-12.10	2098	0	-

Variables Description

Dataset contains 648 variable(s)

File : data			
# id: 樣本名稱			
Information		[Type= discrete] [Format=character] [Missing=*]	
Statistics [NW/ W]		[Valid=2098 -/] [Invalid=0 -/]	
# a1: A1. 性別			
Information		[Type= discrete] [Format=numeric] [Range= 1-2] [Missing=*]	
Statistics [NW/ W]		[Valid=2098 -/] [Invalid=0 -/]	
Value	Label	Cases	Percentage
1	男	936	<div><div></div></div> 44.6%
2	女	1162	<div><div></div></div> 55.4%
Warning: these figures indicate the number of cases found in the data file. They cannot be interpreted as summary statistics of the population of interest.			
# a2: A2. 請問你是民國哪一年出生的?民國__年			
Information		[Type= continuous] [Format=numeric] [Range= 10-87] [Missing=*]	
Statistics [NW/ W]		[Valid=2098 -/] [Invalid=0 -/] [Mean=55.158 -/] [StdDev=16.656 -/]	
# ra2: A2. 年齡			
Information		[Type= continuous] [Format=numeric] [Range= 18-95] [Missing=*]	
Statistics [NW/ W]		[Valid=2098 -/] [Invalid=0 -/] [Mean=49.842 -/] [StdDev=16.656 -/]	
# rra2: A2. 年齡(分層)			
Information		[Type= discrete] [Format=numeric] [Range= 1-8] [Missing=*]	
Statistics [NW/ W]		[Valid=2098 -/] [Invalid=0 -/]	
Value	Label	Cases	Percentage
1	18-19歲	29	<div><div></div></div> 1.4%
2	20-29歲	269	<div><div></div></div> 12.8%
3	30-39歲	347	<div><div></div></div> 16.5%
4	40-49歲	338	<div><div></div></div> 16.1%
5	50-59歲	474	<div><div></div></div> 22.6%
6	60-69歲	395	<div><div></div></div> 18.8%
7	70-79歲	168	<div><div></div></div> 8.0%
8	80歲以上	78	<div><div></div></div> 3.7%
Warning: these figures indicate the number of cases found in the data file. They cannot be interpreted as summary statistics of the population of interest.			
# level: 地區層級			
Information		[Type= continuous] [Format=numeric] [Range= 1-7] [Missing=*]	
Statistics [NW/ W]		[Valid=2098 -/] [Invalid=0 -/]	
Value	Label	Cases	Percentage
1	都會核心	408	<div><div></div></div> 19.4%
2	工商市區	495	<div><div></div></div> 23.6%
3	新興市鎮	490	<div><div></div></div> 23.4%
4	傳統產業市鎮	259	<div><div></div></div> 12.3%
5	低度發展鄉鎮	226	<div><div></div></div> 10.8%
6	高齡化鄉鎮	220	<div><div></div></div> 10.5%
7	偏遠鄉鎮	0	
Warning: these figures indicate the number of cases found in the data file. They cannot be interpreted as summary statistics of the population of interest.			

File : data

area: 縣市地區層級

Information	[Type= discrete] [Format=numeric] [Range= 1-19] [Missing=*]
Statistics [NW/ W]	[Valid=2098 /-] [Invalid=0 /-]

Value	Label	Cases	Percentage
1	北北基宜之第1層	140	<div></div> 6.7%
2	北北基宜之第2層	330	<div></div> 15.7%
3	北北基宜之第3層	173	<div></div> 8.2%
4	北北基宜之第4層	48	<div></div> 2.3%
5	桃竹苗之第1層	121	<div></div> 5.8%
6	桃竹苗之第2層	151	<div></div> 7.2%
7	桃竹苗之第3層	56	<div></div> 2.7%
8	中彰投之第1層	95	<div></div> 4.5%
9	中彰投之第2層	116	<div></div> 5.5%
10	中彰投之第3層	119	<div></div> 5.7%
11	中彰投之第4層	46	<div></div> 2.2%
12	雲嘉南之第1層	102	<div></div> 4.9%
13	雲嘉南之第2層	126	<div></div> 6.0%
14	雲嘉南之第3層	94	<div></div> 4.5%
15	高屏之第1層	116	<div></div> 5.5%
16	高屏之第2層	100	<div></div> 4.8%
17	高屏之第3層	116	<div></div> 5.5%
18	花東之第1層	26	<div></div> 1.2%
19	花東之第2層	23	<div></div> 1.1%

Warning: these figures indicate the number of cases found in the data file. They cannot be interpreted as summary statistics of the population of interest.

a3: A3. 請問你在哪一個縣市出生？

Information	[Type= discrete] [Format=numeric] [Range= 1-99] [Missing=*]
Statistics [NW/ W]	[Valid=2098 /-] [Invalid=0 /-]

Value	Label	Cases	Percentage
1	基隆市	83	<div></div> 4.0%
2	台北市	198	<div></div> 9.4%
3	新北市	192	<div></div> 9.2%
4	桃園市	112	<div></div> 5.3%
5	新竹縣	53	<div></div> 2.5%
6	新竹市	81	<div></div> 3.9%
7	苗栗縣	35	<div></div> 1.7%
8	南投縣	23	<div></div> 1.1%
9	台中市	129	<div></div> 6.1%
10	彰化縣	242	<div></div> 11.5%
11	雲林縣	64	<div></div> 3.1%
12	嘉義縣	80	<div></div> 3.8%
13	嘉義市	52	<div></div> 2.5%
14	台南市	224	<div></div> 10.7%
15	高雄市	193	<div></div> 9.2%
16	屏東縣	141	<div></div> 6.7%

File : data

a3: A3. 請問你在哪一個縣市出生？

Value	Label	Cases	Percentage
17	宜蘭縣	66	3.1%
18	花蓮縣	48	2.3%
19	台東縣	11	0.5%
20	澎湖縣	7	0.3%
21	金門縣	3	0.1%
22	連江縣	5	0.2%
88	其他	54	2.6%
99	不知道	2	0.1%

Warning: these figures indicate the number of cases found in the data file. They cannot be interpreted as summary statistics of the population of interest.

a3.a: A3. 請問你在哪一個縣市出生?其他(請說明) __

Information	[Type= discrete] [Format=character] [Missing=*]
Statistics [NW/ W]	[Valid=54 /-] [Invalid=0 /-]

Value	Label	Cases	Percentage
中國大陸		40	74.1%
印尼		4	7.4%
柬埔寨		1	1.9%
泰國		1	1.9%
越南		5	9.3%
香港		2	3.7%
馬來西亞		1	1.9%

Warning: these figures indicate the number of cases found in the data file. They cannot be interpreted as summary statistics of the population of interest.

a4: A4. 請問你現在的居住地是否為戶籍地？

Information	[Type= discrete] [Format=numeric] [Range= 1-2] [Missing=*]
Statistics [NW/ W]	[Valid=2098 /-] [Invalid=0 /-]

Value	Label	Cases	Percentage
1	是(跳答至A6)	1705	81.3%
2	否	393	18.7%

Warning: these figures indicate the number of cases found in the data file. They cannot be interpreted as summary statistics of the population of interest.

a5.1: A5. 請問你的戶籍所在地是?(縣市)

Information	[Type= discrete] [Format=character] [Missing=*]
Statistics [NW/ W]	[Valid=393 /-] [Invalid=0 /-]

Value	Label	Cases	Percentage
南投縣		4	1.0%
嘉義市		4	1.0%
嘉義縣		13	3.3%
基隆市		8	2.0%
宜蘭縣		14	3.6%
屏東縣		23	5.9%
彰化縣		30	7.6%
新北市		59	15.0%
新竹市		23	5.9%

File : data

a5.1: A5. 請問你的戶籍所在地是?(縣市)

Value	Label	Cases	Percentage
新竹縣		8	<div><div></div></div> 2.0%
桃園市		21	<div><div></div></div> 5.3%
澎湖縣		1	<div><div></div></div> 0.3%
臺中市		20	<div><div></div></div> 5.1%
臺北市		58	<div><div></div></div> 14.8%
臺南市		34	<div><div></div></div> 8.7%
臺東縣		2	<div><div></div></div> 0.5%
花蓮縣		10	<div><div></div></div> 2.5%
苗栗縣		10	<div><div></div></div> 2.5%
金門縣		4	<div><div></div></div> 1.0%
雲林縣		17	<div><div></div></div> 4.3%
高雄市		30	<div><div></div></div> 7.6%

Warning: these figures indicate the number of cases found in the data file. They cannot be interpreted as summary statistics of the population of interest.

a5.2: A5. 請問你的戶籍所在地是?(區)

Information	[Type= discrete] [Format=character] [Missing=*]
Statistics [NW/ W]	[Valid=393 /-] [Invalid=0 /-]

Value	Label	Cases	Percentage
七堵區		1	<div><div></div></div> 0.3%
三峽區		2	<div><div></div></div> 0.5%
三民區		4	<div><div></div></div> 1.0%
三灣鄉		1	<div><div></div></div> 0.3%
三重區		7	<div><div></div></div> 1.8%
不知道		6	<div><div></div></div> 1.5%
中區		1	<div><div></div></div> 0.3%
中和區		5	<div><div></div></div> 1.3%
中埔鄉		1	<div><div></div></div> 0.3%
中壢區		2	<div><div></div></div> 0.5%
中山區		4	<div><div></div></div> 1.0%
中正區		3	<div><div></div></div> 0.8%
中西區		2	<div><div></div></div> 0.5%
五結鄉		1	<div><div></div></div> 0.3%
仁愛區		2	<div><div></div></div> 0.5%
伸港鄉		1	<div><div></div></div> 0.3%
來義鄉		1	<div><div></div></div> 0.3%
信義區		9	<div><div></div></div> 2.3%
元長鄉		2	<div><div></div></div> 0.5%
光復鄉		1	<div><div></div></div> 0.3%
內埔鄉		5	<div><div></div></div> 1.3%
內湖區		7	<div><div></div></div> 1.8%
八里區		1	<div><div></div></div> 0.3%
公館鄉		1	<div><div></div></div> 0.3%
前鎮區		2	<div><div></div></div> 0.5%
北區		9	<div><div></div></div> 2.3%

File : data

a5.2: A5. 請問你的戶籍所在地是?(區)

Value	Label	Cases	Percentage
北屯區		1	0.3%
北投區		3	0.8%
南區		1	0.3%
南屯區		1	0.3%
南港區		5	1.3%
口湖鄉		1	0.3%
吉安鄉		3	0.8%
名間鄉		1	0.3%
和美鎮		6	1.5%
員林市		7	1.8%
四湖鄉		2	0.5%
土城區		3	0.8%
埔心鄉		1	0.3%
埔里鎮		1	0.3%
埤頭鄉		1	0.3%
士林區		4	1.0%
壽豐鄉		2	0.5%
大同區		3	0.8%
大同鄉		1	0.3%
大園區		3	0.8%
大埤鄉		1	0.3%
大安區		4	1.0%
大寮區		1	0.3%
大村鄉		1	0.3%
大溪區		3	0.8%
大甲區		1	0.3%
大社區		1	0.3%
太平區		1	0.3%
學甲區		1	0.3%
安南區		1	0.3%
安平區		1	0.3%
安樂區		2	0.5%
宜蘭市		1	0.3%
寶山鄉		2	0.5%
小港區		2	0.5%
屏東市		1	0.3%
崙背鄉		2	0.5%
平溪區		1	0.3%
平鎮區		1	0.3%
彰化市		3	0.8%
後壁區		8	2.0%
後龍鎮		2	0.5%
復興區		2	0.5%

File : data

a5.2: A5. 請問你的戶籍所在地是?(區)

Value	Label	Cases	Percentage
成功鎮		1	0.3%
文山區		6	1.5%
斗六市		2	0.5%
新化區		1	0.3%
新園鄉		1	0.3%
新城鄉		1	0.3%
新市區		4	1.0%
新店區		2	0.5%
新營區		2	0.5%
新社區		1	0.3%
新興區		4	1.0%
新莊區		3	0.8%
新豐鄉		1	0.3%
旗津區		1	0.3%
暖暖區		2	0.5%
朴子市		6	1.5%
杉林區		1	0.3%
東區		21	5.3%
東港鎮		1	0.3%
東石鄉		4	1.0%
松山區		6	1.5%
板橋區		12	3.1%
枋寮鄉		1	0.3%
桃園區		4	1.0%
楊梅區		2	0.5%
橋頭區		1	0.3%
橫山鄉		1	0.3%
水上鄉		1	0.3%
水林鄉		2	0.5%
永和區		4	1.0%
永康區		3	0.8%
永靖鄉		1	0.3%
汐止區		4	1.0%
沙鹿區		2	0.5%
泰山區		1	0.3%
淡水區		2	0.5%
湖口鄉		1	0.3%
溪湖鎮		1	0.3%
潮州鎮		2	0.5%
烏來區		1	0.3%
烏日區		3	0.8%
牡丹鄉		1	0.3%
獅子鄉		1	0.3%

File : data

a5.2: A5. 請問你的戶籍所在地是?(區)

Value	Label	Cases	Percentage
玉里鎮		1	0.3%
瑪家鄉		1	0.3%
田中鎮		1	0.3%
田尾鄉		1	0.3%
白河區		1	0.3%
石碇區		1	0.3%
礁溪鄉		7	1.8%
社頭鄉		2	0.5%
竹北市		1	0.3%
竹山鎮		1	0.3%
竹東鎮		1	0.3%
竹田鄉		5	1.3%
羅東鎮		3	0.8%
義竹鄉		1	0.3%
芎林鄉		1	0.3%
花蓮市		1	0.3%
芳苑鄉		1	0.3%
苓雅區		3	0.8%
苗栗市		1	0.3%
草屯鎮		1	0.3%
萬丹鄉		1	0.3%
萬華區		4	1.0%
蘆洲區		6	1.5%
虎尾鎮		1	0.3%
褒忠鄉		1	0.3%
西區		3	0.8%
西屯區		2	0.5%
西螺鎮		3	0.8%
豐原區		1	0.3%
貢寮區		1	0.3%
造橋鄉		1	0.3%
里港鄉		1	0.3%
金城鎮		1	0.3%
金寧鄉		1	0.3%
金湖鎮		2	0.5%
銅鑼鄉		3	0.8%
關廟區		1	0.3%
雙溪區		2	0.5%
頭份市		1	0.3%
頭城鎮		1	0.3%
香山區		1	0.3%
馬公市		1	0.3%
鳳山區		3	0.8%

File : data

a5.2: A5. 請問你的戶籍所在地是?(區)

Value	Label	Cases	Percentage
鳳林鎮		1	0.3%
鹽埕區		5	1.3%
鹽水區		2	0.5%
鹿港鎮		3	0.8%
麟洛鄉		1	0.3%
麻豆區		3	0.8%
鼓山區		2	0.5%
龍井區		1	0.3%
龍潭區		1	0.3%
龜山區		1	0.3%

Warning: these figures indicate the number of cases found in the data file. They cannot be interpreted as summary statistics of the population of interest.

a5.3: A5. 請問你的戶籍所在地是?(村里)

Information	[Type= discrete] [Format=character] [Missing=*]
Statistics [NW/ W]	[Valid=393 /-] [Invalid=0 /-]

Value	Label	Cases	Percentage
一心里		2	0.5%
三共里		1	0.3%
三和村		1	0.3%
三和里		2	0.5%
三峽里		1	0.3%
三平里		1	0.3%
三村里		1	0.3%
三民里		3	0.8%
三義里		1	0.3%
三舍里		1	0.3%
下崙村		1	0.3%
不知道		83	21.1%
中原里		1	0.3%
中安里		1	0.3%
中平村		2	0.5%
中正里		1	0.3%
中興里		1	0.3%
中華里		1	0.3%
中雅里		1	0.3%
主安里		1	0.3%
九德里		1	0.3%
五權里		1	0.3%
仁得里		1	0.3%
仁德里		2	0.5%
仁愛里		3	0.8%
仁里里		1	0.3%
仁雅村		2	0.5%
仙草里		1	0.3%

File : data

a5.3: A5. 請問你的戶籍所在地是?(村里)

Value	Label	Cases	Percentage
住安里		1	0.3%
何南里		1	0.3%
來義村		1	0.3%
信義村		1	0.3%
僑中里		1	0.3%
光明里		1	0.3%
光華里		2	0.5%
光陽里		1	0.3%
內厝里		1	0.3%
內埔村		2	0.5%
內湖里		1	0.3%
內灣村		1	0.3%
內田村		1	0.3%
公?里		1	0.3%
公正里		1	0.3%
六合里		1	0.3%
六巷村		1	0.3%
六結村		2	0.5%
利澤村		1	0.3%
勝安村		1	0.3%
北門里		1	0.3%
南世村		1	0.3%
南勢里		1	0.3%
南竹里		1	0.3%
南門里		1	0.3%
厚德里		1	0.3%
合成里		1	0.3%
吉安村		1	0.3%
和安里		1	0.3%
和平里		1	0.3%
和明里		1	0.3%
和東里		1	0.3%
和西里		1	0.3%
哨船頭里		1	0.3%
四湖村		1	0.3%
國業里		1	0.3%
圍下里		1	0.3%
土庫里		1	0.3%
土溝里		1	0.3%
城南里		1	0.3%
城東里		1	0.3%
埤塘里		1	0.3%
埤林里		1	0.3%

File : data

a5.3: A5. 請問你的戶籍所在地是?(村里)

Value	Label	Cases	Percentage
埤頭里		2	0.5%
塭港村		1	0.3%
大同村		1	0.3%
大庄里		1	0.3%
大忠村		3	0.8%
大有村		1	0.3%
大武里		1	0.3%
大河村		1	0.3%
大竹里		1	0.3%
大道里		1	0.3%
大鄉里		1	0.3%
天母里		1	0.3%
媽厝里		1	0.3%
子茂村		1	0.3%
安定里		1	0.3%
安慶里		1	0.3%
安業里		1	0.3%
富台里		1	0.3%
富收村		1	0.3%
富水里		1	0.3%
富貴里		1	0.3%
寶德里		1	0.3%
崙頂里		1	0.3%
平通里		1	0.3%
平陽里		1	0.3%
康樂村		1	0.3%
延和里		1	0.3%
建功里		1	0.3%
建國里		1	0.3%
後湖村		1	0.3%
御史里		1	0.3%
復國里		1	0.3%
復興里		3	0.8%
德智里		1	0.3%
德興里		1	0.3%
德陽村		1	0.3%
志學村		2	0.5%
忠仁里		1	0.3%
忠權里		1	0.3%
忠治里		1	0.3%
忠翠里		1	0.3%
恆德里		1	0.3%
成和里		1	0.3%

File : data

a5.3: A5. 請問你的戶籍所在地是?(村里)

Value	Label	Cases	Percentage
成福里		1	0.3%
振華里		1	0.3%
教仁里		3	0.8%
敦化里		1	0.3%
文昌里		1	0.3%
文福里		2	0.5%
文翠里		1	0.3%
新光里		1	0.3%
新和里		1	0.3%
新嘉里		1	0.3%
新園村		1	0.3%
新東里		1	0.3%
新生里		1	0.3%
新田村		1	0.3%
新群里		1	0.3%
新興里		1	0.3%
景文里		1	0.3%
會稽里		1	0.3%
朝陽里		1	0.3%
朱崙里		2	0.5%
東信里		1	0.3%
東光村		1	0.3%
東北里		2	0.5%
東南里		1	0.3%
東寧村		2	0.5%
東山里		1	0.3%
東興里		1	0.3%
東豐里		1	0.3%
柑井里		1	0.3%
柴橋里		3	0.8%
桂林里		1	0.3%
樂水村		1	0.3%
樟腳里		1	0.3%
樹德里		1	0.3%
歡雅里		1	0.3%
正和里		1	0.3%
正義里		1	0.3%
民權里		1	0.3%
民生村		1	0.3%
水坑村		1	0.3%
永倫里		1	0.3%
永吉里		1	0.3%
永和里		1	0.3%

File : data

a5.3: A5. 請問你的戶籍所在地是?(村里)

Value	Label	Cases	Percentage
永安村		1	0.3%
永就里		1	0.3%
永康里		1	0.3%
永明里		1	0.3%
永春村		1	0.3%
永源里		1	0.3%
永福里		1	0.3%
汴頭村		1	0.3%
沙地里		1	0.3%
沙崙里		1	0.3%
河濱里		1	0.3%
油車里		1	0.3%
泉南里		2	0.5%
法華里		1	0.3%
深丘里		1	0.3%
清新里		1	0.3%
湖元里		1	0.3%
源潭里		1	0.3%
溪寮里		1	0.3%
溪海里		1	0.3%
漢光里		1	0.3%
潭頂里		1	0.3%
澤仁里		1	0.3%
灣西村		1	0.3%
牛埔里		1	0.3%
猿樹村		1	0.3%
玉成里		1	0.3%
王公里		1	0.3%
理想里		1	0.3%
瑚璉村		1	0.3%
瑞慶里		1	0.3%
瑞源里		1	0.3%
瑞溪里		1	0.3%
瑞祥里		1	0.3%
田中里		1	0.3%
田安里		1	0.3%
田心里		1	0.3%
白雲村		1	0.3%
百年里		1	0.3%
百福里		1	0.3%
碇內里		1	0.3%
社皮村		1	0.3%
神農里		1	0.3%

File : data

a5.3: A5. 請問你的戶籍所在地是?(村里)

Value	Label	Cases	Percentage
福安里		2	0.5%
福德里		1	0.3%
福海里		1	0.3%
福隆里		1	0.3%
福雅里		1	0.3%
秀成里		1	0.3%
秀湖里		1	0.3%
竹南村		1	0.3%
竹園里		1	0.3%
竹營里		2	0.5%
竹田村		2	0.5%
竿蓁里		1	0.3%
糶糶村		1	0.3%
紫陽里		2	0.5%
經口村		1	0.3%
維生里		1	0.3%
網寮村		1	0.3%
羅厝村		1	0.3%
美仁里		1	0.3%
美港村		1	0.3%
美源里		1	0.3%
美田里		1	0.3%
義仁里		1	0.3%
老師里		1	0.3%
聯成里		1	0.3%
育英里		3	0.8%
至聖里		1	0.3%
興安里		1	0.3%
興東里		1	0.3%
興隆里		1	0.3%
芙朝村		1	0.3%
草中里		2	0.5%
華勛里		1	0.3%
萬安里		1	0.3%
萬芳里		1	0.3%
虹橋里		1	0.3%
西屯里		1	0.3%
西村里		1	0.3%
親仁里		1	0.3%
觀音里		1	0.3%
谷王里		1	0.3%
豐湖村		1	0.3%
過港里		1	0.3%

File : data

a5.3: A5. 請問你的戶籍所在地是?(村里)

Value	Label	Cases	Percentage
鄉長里		1	0.3%
金華里		1	0.3%
金龍里		2	0.5%
鎮東里		1	0.3%
長安里		5	1.3%
長興里		1	0.3%
隆山村		1	0.3%
雙新村		1	0.3%
雙榮里		1	0.3%
雙溪村		1	0.3%
雲林里		1	0.3%
頂安里		1	0.3%
頂坎里		1	0.3%
頂揖村		1	0.3%
頭南里		1	0.3%
飛沙村		1	0.3%
香社里		1	0.3%
高士村		1	0.3%
魚行里		1	0.3%
鳳仁里		1	0.3%
鳳凰村		1	0.3%
鳳坑村		1	0.3%
鳳源里		1	0.3%
鶯歌里		1	0.3%
鹿峰里		1	0.3%
鼎泰里		2	0.5%
龍光里		1	0.3%
龍岩村		1	0.3%

Warning: these figures indicate the number of cases found in the data file. They cannot be interpreted as summary statistics of the population of interest.

a6: A6. 請問你父親是哪裡人?(以籍貫為主)

Information	[Type= discrete] [Format=numeric] [Range= 1-99] [Missing=*]		
Statistics [NW/ W]	[Valid=2098 /-] [Invalid=0 /-]		
Value	Label	Cases	Percentage
1	台灣閩南(河洛)人	1616	77.0%
2	台灣客家人	257	12.2%
3	大陸各省市	183	8.7%
4	大陸籍配偶	0	
5	台灣原住民	17	0.8%
6	台灣新住民	0	
88	其他	14	0.7%
99	不知道	11	0.5%

Warning: these figures indicate the number of cases found in the data file. They cannot be interpreted as summary statistics of the population of interest.

File : data			
# a6.a: A6. 請問你父親是哪裡人?(以籍貫為主)其他(請說明) __			
Information	[Type= discrete] [Format=character] [Missing=*]		
Statistics [NW/ W]	[Valid=14 /-] [Invalid=0 /-]		
Value	Label	Cases	Percentage
印尼		4	<div><div></div></div> 28.6%
日本		1	<div><div></div></div> 7.1%
柬埔寨		1	<div><div></div></div> 7.1%
泰國		1	<div><div></div></div> 7.1%
越南		5	<div><div></div></div> 35.7%
韓國		1	<div><div></div></div> 7.1%
馬來西亞		1	<div><div></div></div> 7.1%
Warning: these figures indicate the number of cases found in the data file. They cannot be interpreted as summary statistics of the population of interest.			
# a7: A7. 請問你母親是哪裡人?(以籍貫為主)			
Information	[Type= discrete] [Format=numeric] [Range= 1-99] [Missing=*]		
Statistics [NW/ W]	[Valid=2098 /-] [Invalid=0 /-]		
Value	Label	Cases	Percentage
1	台灣閩南(河洛)人	1679	<div><div></div></div> 80.0%
2	台灣客家人	273	<div><div></div></div> 13.0%
3	大陸各省市	98	<div><div></div></div> 4.7%
4	大陸籍配偶	1	<div><div></div></div> 0.0%
5	台灣原住民	19	<div><div></div></div> 0.9%
6	台灣新住民	1	<div><div></div></div> 0.0%
88	其他	15	<div><div></div></div> 0.7%
99	不知道	12	<div><div></div></div> 0.6%
Warning: these figures indicate the number of cases found in the data file. They cannot be interpreted as summary statistics of the population of interest.			
# a7.a: A7. 請問你母親是哪裡人?(以籍貫為主)其他(請說明) __			
Information	[Type= discrete] [Format=character] [Missing=*]		
Statistics [NW/ W]	[Valid=15 /-] [Invalid=0 /-]		
Value	Label	Cases	Percentage
印尼		5	<div><div></div></div> 33.3%
日本		1	<div><div></div></div> 6.7%
柬埔寨		1	<div><div></div></div> 6.7%
泰國		1	<div><div></div></div> 6.7%
越南		5	<div><div></div></div> 33.3%
韓國		1	<div><div></div></div> 6.7%
馬來西亞		1	<div><div></div></div> 6.7%
Warning: these figures indicate the number of cases found in the data file. They cannot be interpreted as summary statistics of the population of interest.			
# a8: A8. 請問你的婚姻狀況是?			
Information	[Type= discrete] [Format=numeric] [Range= 1-88] [Missing=*]		
Statistics [NW/ W]	[Valid=2098 /-] [Invalid=0 /-]		
Value	Label	Cases	Percentage
1	未婚	475	<div><div></div></div> 22.6%
2	已婚	1398	<div><div></div></div> 66.6%

File : data			
# a8: A8. 請問你的婚姻狀況是?			
Value	Label	Cases	Percentage
3	同居	13	<div><div></div></div> 0.6%
4	已離婚或分居	92	<div><div></div></div> 4.4%
5	配偶去世	120	<div><div></div></div> 5.7%
88	其他	0	
Warning: these figures indicate the number of cases found in the data file. They cannot be interpreted as summary statistics of the population of interest.			
# a8.a: A8. 請問你的婚姻狀況是?其他(請說明)__			
Information	[Type= discrete] [Format=character] [Missing=*]		
Statistics [NW/ W]	[Valid=0 /-] [Invalid=0 /-]		
# a9: A9. 請問你的教育程度是(包含肄業、就學中)：			
Information	[Type= discrete] [Format=numeric] [Range= 1-88] [Missing=*]		
Statistics [NW/ W]	[Valid=2098 /-] [Invalid=0 /-]		
Value	Label	Cases	Percentage
1	無	45	<div><div></div></div> 2.1%
2	自修	6	<div><div></div></div> 0.3%
3	小學	305	<div><div></div></div> 14.5%
4	國(初)中	205	<div><div></div></div> 9.8%
5	初職	7	<div><div></div></div> 0.3%
6	高中普通科	134	<div><div></div></div> 6.4%
7	高中職業科	130	<div><div></div></div> 6.2%
8	高職(高商、高工)	306	<div><div></div></div> 14.6%
9	士官學校	3	<div><div></div></div> 0.1%
10	五專	98	<div><div></div></div> 4.7%
11	二專	145	<div><div></div></div> 6.9%
12	三專	17	<div><div></div></div> 0.8%
13	軍警專修班	1	<div><div></div></div> 0.0%
14	軍警專科班	5	<div><div></div></div> 0.2%
15	空中行專	3	<div><div></div></div> 0.1%
16	空中大學	5	<div><div></div></div> 0.2%
17	軍警官校或大學	5	<div><div></div></div> 0.2%
18	技術學院、科大	57	<div><div></div></div> 2.7%
19	大學	474	<div><div></div></div> 22.6%
20	碩士	140	<div><div></div></div> 6.7%
21	博士	7	<div><div></div></div> 0.3%
88	其他	0	
Warning: these figures indicate the number of cases found in the data file. They cannot be interpreted as summary statistics of the population of interest.			
# a9.a: A9. 請問你的教育程度是(包含肄業、就學中)：其他(請說明)__			
Information	[Type= discrete] [Format=character] [Missing=*]		
Statistics [NW/ W]	[Valid=0 /-] [Invalid=0 /-]		
# ra9: A9. 教育程度(分層)			
Information	[Type= discrete] [Format=numeric] [Range= 1-5] [Missing=*]		
Statistics [NW/ W]	[Valid=2098 /-] [Invalid=0 /-]		

File : data

ra9: A9. 教育程度(分層)

Value	Label	Cases	Percentage
1	不識字	45	2.1%
2	自修/小學	311	14.8%
3	國中 (初中/初職	212	10.1%
4	高中普通科/高中職業科/ 高職/士官學校	573	27.3%
5	五專/二專/三專/軍警校專修班/軍警校專科班/ 空中行專/空中商專/	957	45.6%

Warning: these figures indicate the number of cases found in the data file. They cannot be interpreted as summary statistics of the population of interest.

b1: B1. 請問你平常會不會利用電腦、平板或手機上網(包含：使用Line、查詢公車動態APP、上網看影片等)?

Information	[Type= discrete] [Format=numeric] [Range= 1-2] [Missing=*]
Statistics [NW/ W]	[Valid=2098 /-] [Invalid=0 /-]

Value	Label	Cases	Percentage
1	會	1603	76.4%
2	不會	495	23.6%

Warning: these figures indicate the number of cases found in the data file. They cannot be interpreted as summary statistics of the population of interest.

b2a: B2a.請問你有沒有使用手機?

Information	[Type= discrete] [Format=numeric] [Range= 1-2] [Missing=*]
Statistics [NW/ W]	[Valid=2098 /-] [Invalid=0 /-]

Value	Label	Cases	Percentage
1	有	1912	91.1%
2	沒有(跳答至B3a.)	186	8.9%

Warning: these figures indicate the number of cases found in the data file. They cannot be interpreted as summary statistics of the population of interest.

b2b: B2b.請問你手機的類型是?

Information	[Type= discrete] [Format=numeric] [Range= 1-3] [Missing=*]
Statistics [NW/ W]	[Valid=1912 /-] [Invalid=186 /-]

Value	Label	Cases	Percentage
1	智慧型手機	1650	86.3%
2	一般型手機,不能上網	243	12.7%
3	一般型手機,能上網	19	1.0%
Sysmiss		186	

Warning: these figures indicate the number of cases found in the data file. They cannot be interpreted as summary statistics of the population of interest.

b3a: B3a.你平常一天裡面, 從早到晚總共大概跟多少人接觸?(包括點頭、打招呼、講話、打電話、寫信、透過電腦網路, 對方是認識或不認識的都算。)__人(回答0者跳答至B4a.)

Information	[Type= continuous] [Format=numeric] [Range= 0-700] [Missing=*]
Statistics [NW/ W]	[Valid=2098 /-] [Invalid=0 /-] [Mean=43.751 /-] [StdDev=73.734 /-]

b3b: B3b.請問在你一天接觸的人當中, 有多少人是面對面接觸?(包括點頭、打招呼、講話、打電話、寫信、透過電腦網路, 對方是認識或不認識的都算。)__人(回答0者跳答至B3d.)

Information	[Type= continuous] [Format=numeric] [Range= 0-700] [Missing=*]
Statistics [NW/ W]	[Valid=2095 /-] [Invalid=3 /-] [Mean=26.02 /-] [StdDev=42.46 /-]

b3c: B3c.這裡面大概有多少是親戚(含家人)或可以分享心事的人?__人

Information	[Type= continuous] [Format=numeric] [Range= 0-50] [Missing=*]
-------------	---

File : data				
# b3c: B3c.這裡面大概有多少是親戚(含家人)或可以分享心事的人?__人				
Statistics [NW/ W]		[Valid=2086 /-] [Invalid=12 /-] [Mean=4.348 /-] [StdDev=4.945 /-]		
# b3d: B3d.請問在你一天接觸的人當中，有多少人是在網路上接觸?(包括透過電腦、手機上網，對方是認識或不認識的都算。)__人(B1.回答2者，不需回答此題、回答0者跳答至B4a.)				
Information		[Type= continuous] [Format=numeric] [Range= 0-690] [Missing=*]		
Statistics [NW/ W]		[Valid=1603 /-] [Invalid=495 /-] [Mean=19.372 /-] [StdDev=48.6 /-]		
# b3e: B3e.這裡面大概有多少是親戚(含家人)或可以分享心事的人?__人(B1.回答2者，不需回答此題)				
Information		[Type= continuous] [Format=numeric] [Range= 0-50] [Missing=*]		
Statistics [NW/ W]		[Valid=1340 /-] [Invalid=758 /-] [Mean=4.346 /-] [StdDev=6.123 /-]		
# rb3a: B3a.你平常一天裡面，從早到晚總共大概跟多少人接觸?(分層)				
Information		[Type= discrete] [Format=numeric] [Range= 1-12] [Missing=*]		
Statistics [NW/ W]		[Valid=2098 /-] [Invalid=0 /-]		
Value	Label	Cases	Percentage	
1	9人以下	256	<div></div>	12.2%
2	10-19人	510	<div></div>	24.3%
3	20-29人	423	<div></div>	20.2%
4	30-39人	275	<div></div>	13.1%
5	40-49人	83	<div></div>	4.0%
6	50-59人	189	<div></div>	9.0%
7	60-69人	74	<div></div>	3.5%
8	70-79人	22	<div></div>	1.0%
9	80-89人	22	<div></div>	1.0%
10	90-99人	6	<div></div>	0.3%
11	100-109人	89	<div></div>	4.2%
12	110人以上	149	<div></div>	7.1%
Warning: these figures indicate the number of cases found in the data file. They cannot be interpreted as summary statistics of the population of interest.				
# rb3b: B3b.請問在你一天接觸的人當中，有多少人是面對面接觸?(分層)				
Information		[Type= discrete] [Format=numeric] [Range= 1-12] [Missing=*]		
Statistics [NW/ W]		[Valid=2095 /-] [Invalid=3 /-]		
Value	Label	Cases	Percentage	
1	9人以下	554	<div></div>	26.4%
2	10-19人	669	<div></div>	31.9%
3	20-29人	355	<div></div>	16.9%
4	30-39人	171	<div></div>	8.2%
5	40-49人	82	<div></div>	3.9%
6	50-59人	88	<div></div>	4.2%
7	60-69人	32	<div></div>	1.5%
8	70-79人	11	<div></div>	0.5%
9	80-89人	17	<div></div>	0.8%
10	90-99人	11	<div></div>	0.5%
11	100-109人	38	<div></div>	1.8%
12	110人以上	67	<div></div>	3.2%
Sysmiss		3		

File : data

rb3b: B3b.請問在你一天接觸的人當中，有多少人是面對面接觸?(分層)

Warning: these figures indicate the number of cases found in the data file. They cannot be interpreted as summary statistics of the population of interest.

rb3c: B3c.這裡面大概有多少是親戚(含家人)或可以分享心事的人?(分層)

Information [Type= discrete] [Format=numeric] [Range= 1-12] [Missing=*]

Statistics [NW/ W] [Valid=2086 /-] [Invalid=12 /-]

Value	Label	Cases	Percentage
1	9人以下	1842	88.3%
2	10-19人	201	9.6%
3	20-29人	23	1.1%
4	30-39人	9	0.4%
5	40-49人	4	0.2%
6	50-59人	7	0.3%
7	60-69人	0	
8	70-79人	0	
9	80-89人	0	
10	90-99人	0	
11	100-109人	0	
12	110人以上	0	
Sysmiss		12	

Warning: these figures indicate the number of cases found in the data file. They cannot be interpreted as summary statistics of the population of interest.

rb3d: B3d.請問在你一天接觸的人當中，有多少人是在網路上接觸?(分層)

Information [Type= discrete] [Format=numeric] [Range= 1-12] [Missing=*]

Statistics [NW/ W] [Valid=1603 /-] [Invalid=495 /-]

Value	Label	Cases	Percentage
1	9人以下	786	49.0%
2	10-19人	371	23.1%
3	20-29人	180	11.2%
4	30-39人	90	5.6%
5	40-49人	37	2.3%
6	50-59人	38	2.4%
7	60-69人	19	1.2%
8	70-79人	14	0.9%
9	80-89人	13	0.8%
10	90-99人	5	0.3%
11	100-109人	15	0.9%
12	110人以上	35	2.2%
Sysmiss		495	

Warning: these figures indicate the number of cases found in the data file. They cannot be interpreted as summary statistics of the population of interest.

rb3e: B3e.這裡面大概有多少是親戚(含家人)或可以分享心事的人?(分層)

Information [Type= discrete] [Format=numeric] [Range= 1-12] [Missing=*]

Statistics [NW/ W] [Valid=1340 /-] [Invalid=758 /-]

Value	Label	Cases	Percentage
1	9人以下	1168	87.2%

File : data

rb3e: B3e.這裡面大概有多少是親戚(含家人)或可以分享心事的人?(分層)

Value	Label	Cases	Percentage
2	10-19人	122	9.1%
3	20-29人	29	2.2%
4	30-39人	11	0.8%
5	40-49人	4	0.3%
6	50-59人	6	0.4%
7	60-69人	0	
8	70-79人	0	
9	80-89人	0	
10	90-99人	0	
11	100-109人	0	
12	110人以上	0	
Sysmiss		758	

Warning: these figures indicate the number of cases found in the data file. They cannot be interpreted as summary statistics of the population of interest.

b4a.1: B4a.下面提到一些與人互動的方式，請問你是否會用下列這些方式與最親近的那一位家人聯絡?(可複選)-面對面

Information	[Type= discrete] [Format=numeric] [Range= 1-1] [Missing=*]		
Statistics [NW/ W]	[Valid=1898 /-] [Invalid=200 /-]		
Value	Label	Cases	Percentage
1	面對面	1898	100.0%
Sysmiss		200	

Warning: these figures indicate the number of cases found in the data file. They cannot be interpreted as summary statistics of the population of interest.

b4a.2: B4a.下面提到一些與人互動的方式，請問你是否會用下列這些方式與最親近的那一位家人聯絡?(可複選)-社群媒體(例如：臉書、推特)

Information	[Type= discrete] [Format=numeric] [Range= 1-1] [Missing=*]		
Statistics [NW/ W]	[Valid=556 /-] [Invalid=1542 /-]		
Value	Label	Cases	Percentage
1	社群媒體(例如:臉書、推特)(B1答2者，不需此選項、有勾選B4a(02)	556	100.0%
Sysmiss		1542	

Warning: these figures indicate the number of cases found in the data file. They cannot be interpreted as summary statistics of the population of interest.

b4a.3: B4a.下面提到一些與人互動的方式，請問你是否會用下列這些方式與最親近的那一位家人聯絡?(可複選)-即時通訊(例如：Skype、Line、微信、臉書訊息**messenger**)

Information	[Type= discrete] [Format=numeric] [Range= 1-1] [Missing=*]		
Statistics [NW/ W]	[Valid=1142 /-] [Invalid=956 /-]		
Value	Label	Cases	Percentage
1	?	1142	100.0%
Sysmiss		956	

Warning: these figures indicate the number of cases found in the data file. They cannot be interpreted as summary statistics of the population of interest.

b4a.4: B4a.下面提到一些與人互動的方式，請問你是否會用下列這些方式與最親近的那一位家人聯絡?(可複選)-電話(包含：市話、手機通話)

Information	[Type= discrete] [Format=numeric] [Range= 1-1] [Missing=*]		
Statistics [NW/ W]	[Valid=1374 /-] [Invalid=724 /-]		

File : data

b4a.4: B4a.下面提到一些與人互動的方式，請問你是否會用下列這些方式與最親近的那一位家人聯絡?(可複選)-電話(包含：市話、手機通話)

Value	Label	Cases	Percentage
1	電話(包含：市話、手機通話)	1374	<div><div></div></div> 100.0%
Sysmiss		724	

Warning: these figures indicate the number of cases found in the data file. They cannot be interpreted as summary statistics of the population of interest.

b4a.5: B4a.下面提到一些與人互動的方式，請問你是否會用下列這些方式與最親近的那一位家人聯絡?(可複選)-其他管道

Information	[Type= discrete] [Format=numeric] [Range= 1-1] [Missing=*]
Statistics [NW/ W]	[Valid=1 /-] [Invalid=2097 /-]

Value	Label	Cases	Percentage
1	其他管道	1	<div><div></div></div> 100.0%
Sysmiss		2097	

Warning: these figures indicate the number of cases found in the data file. They cannot be interpreted as summary statistics of the population of interest.

b4a.5a: B4a.下面提到一些與人互動的方式，請問你是否會用下列這些方式與最親近的那一位家人聯絡?(可複選)-其他管道(請說明) __

Information	[Type= discrete] [Format=character] [Missing=*]
Statistics [NW/ W]	[Valid=1 /-] [Invalid=0 /-]

Value	Label	Cases	Percentage
郵件		1	<div><div></div></div> 100.0%

Warning: these figures indicate the number of cases found in the data file. They cannot be interpreted as summary statistics of the population of interest.

b4a.6: B4a.下面提到一些與人互動的方式，請問你是否會用下列這些方式與最親近的那一位家人聯絡?(可複選)不適用

Information	[Type= discrete] [Format=numeric] [Range= 1-1] [Missing=*]
Statistics [NW/ W]	[Valid=1 /-] [Invalid=2097 /-]

Value	Label	Cases	Percentage
1	不適用	1	<div><div></div></div> 100.0%
Sysmiss		2097	

Warning: these figures indicate the number of cases found in the data file. They cannot be interpreted as summary statistics of the population of interest.

b4b.1: B4b.剛才你提到會用社群媒體和即時通訊與最親近的那一位家人聯絡，請問你會透過下列哪些方式與最親近的那一位家人聯絡?(可複選)-視訊通話

Information	[Type= discrete] [Format=numeric] [Range= 1-1] [Missing=*]
Statistics [NW/ W]	[Valid=432 /-] [Invalid=1666 /-]

Value	Label	Cases	Percentage
1	視訊通話	432	<div><div></div></div> 100.0%
Sysmiss		1666	

Warning: these figures indicate the number of cases found in the data file. They cannot be interpreted as summary statistics of the population of interest.

b4b.2: B4b.剛才你提到會用社群媒體和即時通訊與最親近的那一位家人聯絡，請問你會透過下列哪些方式與最親近的那一位家人聯絡?(可複選)-文字訊息(包含：貼圖)

Information	[Type= discrete] [Format=numeric] [Range= 1-1] [Missing=*]
Statistics [NW/ W]	[Valid=1083 /-] [Invalid=1015 /-]

File : data

b4b.2: B4b.剛才你提到會用社群媒體和即時通訊與最親近的那一位家人聯絡，請問你會透過下列哪些方式與最親近的那一位家人聯絡?(可複選)-文字訊息(包含：貼圖)

Value	Label	Cases	Percentage
1	文字訊息(包含:貼圖)	1083	<div><div></div></div> 100.0%
Sysmiss		1015	

Warning: these figures indicate the number of cases found in the data file. They cannot be interpreted as summary statistics of the population of interest.

b4b.3: B4b.剛才你提到會用社群媒體和即時通訊與最親近的那一位家人聯絡，請問你會透過下列哪些方式與最親近的那一位家人聯絡?(可複選)-語音訊息

Information	[Type= discrete] [Format=numeric] [Range= 1-1] [Missing=*]
Statistics [NW/ W]	[Valid=552 /-] [Invalid=1546 /-]

Value	Label	Cases	Percentage
1	語音訊息	552	<div><div></div></div> 100.0%
Sysmiss		1546	

Warning: these figures indicate the number of cases found in the data file. They cannot be interpreted as summary statistics of the population of interest.

b4b.4: B4b.剛才你提到會用社群媒體和即時通訊與最親近的那一位家人聯絡，請問你會透過下列哪些方式與最親近的那一位家人聯絡?(可複選)-社群媒體(例如：臉書、推特)的新聞動態

Information	[Type= discrete] [Format=numeric] [Range= 1-1] [Missing=*]
Statistics [NW/ W]	[Valid=417 /-] [Invalid=1681 /-]

Value	Label	Cases	Percentage
1	社群媒體(例如:臉書、推特)的新聞動態	417	<div><div></div></div> 100.0%
Sysmiss		1681	

Warning: these figures indicate the number of cases found in the data file. They cannot be interpreted as summary statistics of the population of interest.

c1a: C1a.請問你每週平均有幾天會看報紙(僅限於紙本)?

Information	[Type= continuous] [Format=numeric] [Range= 0-7] [Missing=*]
Statistics [NW/ W]	[Valid=2098 /-] [Invalid=0 /-]

Value	Label	Cases	Percentage
0	0天(跳答至C3a.)	1211	<div><div></div></div> 100.0%

Warning: these figures indicate the number of cases found in the data file. They cannot be interpreted as summary statistics of the population of interest.

c1b.1: C1b.請問你如果有讀報紙(僅限於紙本)的那一天，你一整天大概會看多久?-時

Information	[Type= continuous] [Format=numeric] [Range= 0-5] [Missing=*]
Statistics [NW/ W]	[Valid=887 /-] [Invalid=1211 /-] [Mean=0.488 /-] [StdDev=0.72 /-]

c1b.2: C1b.請問你如果有讀報紙(僅限於紙本)的那一天，你一整天大概會看多久?-分

Information	[Type= continuous] [Format=numeric] [Range= 0-55] [Missing=*]
Statistics [NW/ W]	[Valid=887 /-] [Invalid=1211 /-] [Mean=16.101 /-] [StdDev=13.742 /-]

rc1b: C1b.請問你如果有讀報紙(僅限於紙本)的那一天，你一整天大概會看多久?(總分鐘數)

Information	[Type= continuous] [Format=numeric] [Range= 5-300] [Missing=*]
Statistics [NW/ W]	[Valid=887 /-] [Invalid=1211 /-] [Mean=45.391 /-] [StdDev=36.86 /-]

# rrc1b: C1b.請問你如果有讀報紙(僅限於紙本)的那一天, 你一整天大概會看多久?(分層)			
Information	[Type= discrete] [Format=numeric] [Range= 1-12] [Missing=*]		
Statistics [NW/ W]	[Valid=887 /-] [Invalid=1211 /-]		
Value	Label	Cases	Percentage
1	不到30分鐘	280	<div><div></div></div> 31.6%
2	30分鐘(含)以上不到1小時	269	<div><div></div></div> 30.3%
3	1小時(含)以上不到2小時	262	<div><div></div></div> 29.5%
4	2小時(含)以上不到3小時	61	<div><div></div></div> 6.9%
5	3小時(含)以上不到4小時	12	<div><div></div></div> 1.4%
6	4小時(含)以上不到5小時	2	<div><div></div></div> 0.2%
7	5小時(含)以上不到6小時	1	<div><div></div></div> 0.1%
8	6小時(含)以上不到7小時	0	
9	7小時(含)以上不到8小時	0	
10	8小時(含)以上不到9小時	0	
11	9小時(含)以上不到10小時	0	
12	10小時(含)以上	0	
Sysmiss		1211	
Warning: these figures indicate the number of cases found in the data file. They cannot be interpreted as summary statistics of the population of interest.			
# c1c.1: C1c.請問你最常看哪幾份報紙?(可複選)-自由時報			
Information	[Type= discrete] [Format=numeric] [Range= 1-1] [Missing=*]		
Statistics [NW/ W]	[Valid=481 /-] [Invalid=1617 /-]		
Value	Label	Cases	Percentage
1	自由時報	481	<div><div></div></div> 100.0%
Sysmiss		1617	
Warning: these figures indicate the number of cases found in the data file. They cannot be interpreted as summary statistics of the population of interest.			
# c1c.2: C1c.請問你最常看哪幾份報紙?(可複選)-蘋果日報			
Information	[Type= discrete] [Format=numeric] [Range= 1-1] [Missing=*]		
Statistics [NW/ W]	[Valid=321 /-] [Invalid=1777 /-]		
Value	Label	Cases	Percentage
1	蘋果日報	321	<div><div></div></div> 100.0%
Sysmiss		1777	
Warning: these figures indicate the number of cases found in the data file. They cannot be interpreted as summary statistics of the population of interest.			
# c1c.3: C1c.請問你最常看哪幾份報紙?(可複選)-聯合報			
Information	[Type= discrete] [Format=numeric] [Range= 1-1] [Missing=*]		
Statistics [NW/ W]	[Valid=255 /-] [Invalid=1843 /-]		
Value	Label	Cases	Percentage
1	聯合報	255	<div><div></div></div> 100.0%
Sysmiss		1843	
Warning: these figures indicate the number of cases found in the data file. They cannot be interpreted as summary statistics of the population of interest.			
# c1c.4: C1c.請問你最常看哪幾份報紙?(可複選)-中國時報			
Information	[Type= discrete] [Format=numeric] [Range= 1-1] [Missing=*]		
Statistics [NW/ W]	[Valid=175 /-] [Invalid=1923 /-]		
Value	Label	Cases	Percentage
1	中國時報	175	<div><div></div></div> 100.0%

# c1c.4: C1c.請問你最常看哪幾份報紙?(可複選)-中國時報			
Value	Label	Cases	Percentage
Sysmiss		1923	
Warning: these figures indicate the number of cases found in the data file. They cannot be interpreted as summary statistics of the population of interest.			
# c1c.5: C1c.請問你最常看哪幾份報紙?(可複選)-經濟日報			
Information	[Type= discrete] [Format=numeric] [Range= 1-1] [Missing=*]		
Statistics [NW/ W]	[Valid=41 /-] [Invalid=2057 /-]		
Value	Label	Cases	Percentage
1	經濟日報	41	100.0%
Sysmiss		2057	
Warning: these figures indicate the number of cases found in the data file. They cannot be interpreted as summary statistics of the population of interest.			
# c1c.6: C1c.請問你最常看哪幾份報紙?(可複選)-工商時報			
Information	[Type= discrete] [Format=numeric] [Range= 1-1] [Missing=*]		
Statistics [NW/ W]	[Valid=29 /-] [Invalid=2069 /-]		
Value	Label	Cases	Percentage
1	工商時報	29	100.0%
Sysmiss		2069	
Warning: these figures indicate the number of cases found in the data file. They cannot be interpreted as summary statistics of the population of interest.			
# c1c.7: C1c.請問你最常看哪幾份報紙?(可複選)-聯合晚報			
Information	[Type= discrete] [Format=numeric] [Range= 1-1] [Missing=*]		
Statistics [NW/ W]	[Valid=28 /-] [Invalid=2070 /-]		
Value	Label	Cases	Percentage
1	聯合晚報	28	100.0%
Sysmiss		2070	
Warning: these figures indicate the number of cases found in the data file. They cannot be interpreted as summary statistics of the population of interest.			
# c1c.8: C1c.請問你最常看哪幾份報紙?(可複選)-爽報(免費報紙)			
Information	[Type= discrete] [Format=numeric] [Range= 1-1] [Missing=*]		
Statistics [NW/ W]	[Valid=14 /-] [Invalid=2084 /-]		
Value	Label	Cases	Percentage
1	爽報(免費報紙)	14	100.0%
Sysmiss		2084	
Warning: these figures indicate the number of cases found in the data file. They cannot be interpreted as summary statistics of the population of interest.			
# c1c.13: C1c.請問你最常看哪幾份報紙?(可複選)-更生日報(花蓮縣、臺東縣)			
Information	[Type= discrete] [Format=numeric] [Range= 1-1] [Missing=*]		
Statistics [NW/ W]	[Valid=12 /-] [Invalid=2086 /-]		
Value	Label	Cases	Percentage
1	更生日報(花蓮縣、臺東縣)	12	100.0%
Sysmiss		2086	
Warning: these figures indicate the number of cases found in the data file. They cannot be interpreted as summary statistics of the population of interest.			
# c1c.9: C1c.請問你最常看哪幾份報紙?(可複選)-Upaper(免費報紙)			
Information	[Type= discrete] [Format=numeric] [Range= 1-1] [Missing=*]		
Statistics [NW/ W]	[Valid=6 /-] [Invalid=2092 /-]		

# c1c.9: C1c.請問你最常看哪幾份報紙?(可複選)-Upaper(免費報紙)			
Value	Label	Cases	Percentage
1	Upaper(免費報紙)	6	<div><div></div></div> 100.0%
Sysmiss		2092	
Warning: these figures indicate the number of cases found in the data file. They cannot be interpreted as summary statistics of the population of interest.			
# c1c.12: C1c.請問你最常看哪幾份報紙?(可複選)-人間福報			
Information	[Type= discrete] [Format=numeric] [Range= 1-1] [Missing=*]		
Statistics [NW/ W]	[Valid=16 /-] [Invalid=2082 /-]		
Value	Label	Cases	Percentage
1	人間福報	16	<div><div></div></div> 100.0%
Sysmiss		2082	
Warning: these figures indicate the number of cases found in the data file. They cannot be interpreted as summary statistics of the population of interest.			
# c1c.36: C1c.請問你最常看哪幾份報紙?(可複選)-大紀元時報			
Information	[Type= discrete] [Format=numeric] [Range= 1-1] [Missing=*]		
Statistics [NW/ W]	[Valid=3 /-] [Invalid=2095 /-]		
Value	Label	Cases	Percentage
1	大紀元時報	3	<div><div></div></div> 100.0%
Sysmiss		2095	
Warning: these figures indicate the number of cases found in the data file. They cannot be interpreted as summary statistics of the population of interest.			
# c1c.10: C1c.請問你最常看哪幾份報紙?(可複選)-中華日報(臺南市)			
Information	[Type= discrete] [Format=numeric] [Range= 1-1] [Missing=*]		
Statistics [NW/ W]	[Valid=15 /-] [Invalid=2083 /-]		
Value	Label	Cases	Percentage
1	中華日報(臺南市)	15	<div><div></div></div> 100.0%
Sysmiss		2083	
Warning: these figures indicate the number of cases found in the data file. They cannot be interpreted as summary statistics of the population of interest.			
# c1c.14: C1c.請問你最常看哪幾份報紙?(可複選)-國語日報			
Information	[Type= discrete] [Format=numeric] [Range= 1-1] [Missing=*]		
Statistics [NW/ W]	[Valid=7 /-] [Invalid=2091 /-]		
Value	Label	Cases	Percentage
1	國語日報	7	<div><div></div></div> 100.0%
Sysmiss		2091	
Warning: these figures indicate the number of cases found in the data file. They cannot be interpreted as summary statistics of the population of interest.			
# c1c.17: C1c.請問你最常看哪幾份報紙?(可複選)-旺報			
Information	[Type= discrete] [Format=numeric] [Range= 1-1] [Missing=*]		
Statistics [NW/ W]	[Valid=5 /-] [Invalid=2093 /-]		
Value	Label	Cases	Percentage
1	旺報	5	<div><div></div></div> 100.0%
Sysmiss		2093	
Warning: these figures indicate the number of cases found in the data file. They cannot be interpreted as summary statistics of the population of interest.			
# c1c.11: C1c.請問你最常看哪幾份報紙?(可複選)-臺灣時報(高雄市)			
Information	[Type= discrete] [Format=numeric] [Range= 1-1] [Missing=*]		
Statistics [NW/ W]	[Valid=6 /-] [Invalid=2092 /-]		

# c1c.11: C1c. 請問你最常看哪幾份報紙?(可複選) - 臺灣時報(高雄市)			
Value	Label	Cases	Percentage
1	臺灣時報(高雄市)	6	<div><div></div></div> 100.0%
Sysmiss		2092	
<i>Warning: these figures indicate the number of cases found in the data file. They cannot be interpreted as summary statistics of the population of interest.</i>			
# c1c.15: C1c. 請問你最常看哪幾份報紙?(可複選) - 青年日報			
Information	[Type= discrete] [Format=numeric] [Range= 1-1] [Missing=*]		
Statistics [NW/ W]	[Valid=3 /-] [Invalid=2095 /-]		
Value	Label	Cases	Percentage
1	青年日報	3	<div><div></div></div> 100.0%
Sysmiss		2095	
<i>Warning: these figures indicate the number of cases found in the data file. They cannot be interpreted as summary statistics of the population of interest.</i>			
# c1c.19: C1c. 請問你最常看哪幾份報紙?(可複選) - Taipei Times			
Information	[Type= discrete] [Format=numeric] [Range= 1-1] [Missing=*]		
Statistics [NW/ W]	[Valid=1 /-] [Invalid=2097 /-]		
Value	Label	Cases	Percentage
1	Taipei Times	1	<div><div></div></div> 100.0%
Sysmiss		2097	
<i>Warning: these figures indicate the number of cases found in the data file. They cannot be interpreted as summary statistics of the population of interest.</i>			
# c1c.41: C1c. 請問你最常看哪幾份報紙?(可複選) - 台灣時報			
Information	[Type= discrete] [Format=numeric] [Range= 1-1] [Missing=*]		
Statistics [NW/ W]	[Valid=2 /-] [Invalid=2096 /-]		
Value	Label	Cases	Percentage
1	台灣時報	2	<div><div></div></div> 100.0%
Sysmiss		2096	
<i>Warning: these figures indicate the number of cases found in the data file. They cannot be interpreted as summary statistics of the population of interest.</i>			
# c1c.42: C1c. 請問你最常看哪幾份報紙?(可複選) - 電子時報			
Information	[Type= discrete] [Format=numeric] [Range= 1-1] [Missing=*]		
Statistics [NW/ W]	[Valid=5 /-] [Invalid=2093 /-]		
Value	Label	Cases	Percentage
1	電子時報	5	<div><div></div></div> 100.0%
Sysmiss		2093	
<i>Warning: these figures indicate the number of cases found in the data file. They cannot be interpreted as summary statistics of the population of interest.</i>			
# c1c.43: C1c. 請問你最常看哪幾份報紙?(可複選) - Taiwan News			
Information	[Type= discrete] [Format=numeric] [Range= 1-1] [Missing=*]		
Statistics [NW/ W]	[Valid=0 /-] [Invalid=2098 /-]		
Value	Label	Cases	Percentage
1	Taiwan News	0	
Sysmiss		2098	
<i>Warning: these figures indicate the number of cases found in the data file. They cannot be interpreted as summary statistics of the population of interest.</i>			
# c1c.23: C1c. 請問你最常看哪幾份報紙?(可複選) - 台灣新聞報(高雄市)			
Information	[Type= discrete] [Format=numeric] [Range= 1-1] [Missing=*]		
Statistics [NW/ W]	[Valid=0 /-] [Invalid=2098 /-]		

# c1c.23: C1c. 請問你最常看哪幾份報紙?(可複選) - 台灣新聞報(高雄市)			
Value	Label	Cases	Percentage
1	台灣新聞報(高雄市)	0	
Sysmiss		2098	
<i>Warning: these figures indicate the number of cases found in the data file. They cannot be interpreted as summary statistics of the population of interest.</i>			
# c1c.28: C1c. 請問你最常看哪幾份報紙?(可複選) - 東方快報(花蓮縣)			
Information	[Type= discrete] [Format=numeric] [Range= 1-1] [Missing=*]		
Statistics [NW/ W]	[Valid=1 /-] [Invalid=2097 /-]		
Value	Label	Cases	Percentage
1	東方快報(花蓮縣)	1	100.0%
Sysmiss		2097	
<i>Warning: these figures indicate the number of cases found in the data file. They cannot be interpreted as summary statistics of the population of interest.</i>			
# c1c.35: C1c. 請問你最常看哪幾份報紙?(可複選) - 台灣新生報			
Information	[Type= discrete] [Format=numeric] [Range= 1-1] [Missing=*]		
Statistics [NW/ W]	[Valid=1 /-] [Invalid=2097 /-]		
Value	Label	Cases	Percentage
1	台灣新生報	1	100.0%
Sysmiss		2097	
<i>Warning: these figures indicate the number of cases found in the data file. They cannot be interpreted as summary statistics of the population of interest.</i>			
# c1c.16: C1c. 請問你最常看哪幾份報紙?(可複選) - China Post			
Information	[Type= discrete] [Format=numeric] [Range= 1-1] [Missing=*]		
Statistics [NW/ W]	[Valid=1 /-] [Invalid=2097 /-]		
Value	Label	Cases	Percentage
1	China Post	1	100.0%
Sysmiss		2097	
<i>Warning: these figures indicate the number of cases found in the data file. They cannot be interpreted as summary statistics of the population of interest.</i>			
# c1c.18: C1c. 請問你最常看哪幾份報紙?(可複選) - 中國經濟通訊社 CENS			
Information	[Type= discrete] [Format=numeric] [Range= 1-1] [Missing=*]		
Statistics [NW/ W]	[Valid=0 /-] [Invalid=2098 /-]		
Value	Label	Cases	Percentage
1	中國經濟通訊社CENS	0	
Sysmiss		2098	
<i>Warning: these figures indicate the number of cases found in the data file. They cannot be interpreted as summary statistics of the population of interest.</i>			
# c1c.20: C1c. 請問你最常看哪幾份報紙?(可複選) - 馬祖日報			
Information	[Type= discrete] [Format=numeric] [Range= 1-1] [Missing=*]		
Statistics [NW/ W]	[Valid=0 /-] [Invalid=2098 /-]		
Value	Label	Cases	Percentage
1	馬祖日報	0	
Sysmiss		2098	
<i>Warning: these figures indicate the number of cases found in the data file. They cannot be interpreted as summary statistics of the population of interest.</i>			
# c1c.21: C1c. 請問你最常看哪幾份報紙?(可複選) - 金門日報			
Information	[Type= discrete] [Format=numeric] [Range= 1-1] [Missing=*]		
Statistics [NW/ W]	[Valid=0 /-] [Invalid=2098 /-]		

# c1c.21: C1c. 請問你最常看哪幾份報紙?(可複選) - 金門日報			
Value	Label	Cases	Percentage
1	金門日報	0	
Sysmiss		2098	
Warning: these figures indicate the number of cases found in the data file. They cannot be interpreted as summary statistics of the population of interest.			
# c1c.22: C1c. 請問你最常看哪幾份報紙?(可複選) - 民眾日報(高雄市)			
Information	[Type= discrete] [Format=numeric] [Range= 1-1] [Missing=*]		
Statistics [NW/ W]	[Valid=2 /-] [Invalid=2096 /-]		
Value	Label	Cases	Percentage
1	民眾日報(高雄市)	2	100.0%
Sysmiss		2096	
Warning: these figures indicate the number of cases found in the data file. They cannot be interpreted as summary statistics of the population of interest.			
# c1c.24: C1c. 請問你最常看哪幾份報紙?(可複選) - 台中日報(臺中市)			
Information	[Type= discrete] [Format=numeric] [Range= 1-1] [Missing=*]		
Statistics [NW/ W]	[Valid=0 /-] [Invalid=2098 /-]		
Value	Label	Cases	Percentage
1	台中日報(臺中市)	0	
Sysmiss		2098	
Warning: these figures indicate the number of cases found in the data file. They cannot be interpreted as summary statistics of the population of interest.			
# c1c.25: C1c. 請問你最常看哪幾份報紙?(可複選) - 台中晚報(臺中市)			
Information	[Type= discrete] [Format=numeric] [Range= 1-1] [Missing=*]		
Statistics [NW/ W]	[Valid=0 /-] [Invalid=2098 /-]		
Value	Label	Cases	Percentage
1	台中晚報(臺中市)	0	
Sysmiss		2098	
Warning: these figures indicate the number of cases found in the data file. They cannot be interpreted as summary statistics of the population of interest.			
# c1c.26: C1c. 請問你最常看哪幾份報紙?(可複選) - 台中時報(臺中市)			
Information	[Type= discrete] [Format=numeric] [Range= 1-1] [Missing=*]		
Statistics [NW/ W]	[Valid=0 /-] [Invalid=2098 /-]		
Value	Label	Cases	Percentage
1	台中時報(臺中市)	0	
Sysmiss		2098	
Warning: these figures indicate the number of cases found in the data file. They cannot be interpreted as summary statistics of the population of interest.			
# c1c.27: C1c. 請問你最常看哪幾份報紙?(可複選) - 旱溪地區報(臺中市)			
Information	[Type= discrete] [Format=numeric] [Range= 1-1] [Missing=*]		
Statistics [NW/ W]	[Valid=0 /-] [Invalid=2098 /-]		
Value	Label	Cases	Percentage
1	旱溪地區報(臺中市)	0	
Sysmiss		2098	
Warning: these figures indicate the number of cases found in the data file. They cannot be interpreted as summary statistics of the population of interest.			
# c1c.29: C1c. 請問你最常看哪幾份報紙?(可複選) - 享活誌(新北市)			
Information	[Type= discrete] [Format=numeric] [Range= 1-1] [Missing=*]		
Statistics [NW/ W]	[Valid=0 /-] [Invalid=2098 /-]		

# c1c.29: C1c. 請問你最常看哪幾份報紙?(可複選)-享活誌(新北市)			
Value	Label	Cases	Percentage
1	享活誌(新北市)	0	
Sysmiss		2098	
<i>Warning: these figures indicate the number of cases found in the data file. They cannot be interpreted as summary statistics of the population of interest.</i>			
# c1c.30: C1c. 請問你最常看哪幾份報紙?(可複選)-巨報(嘉義縣、嘉義市)			
Information	[Type= discrete] [Format=numeric] [Range= 1-1] [Missing=*]		
Statistics [NW/ W]	[Valid=0 /-] [Invalid=2098 /-]		
Value	Label	Cases	Percentage
1	巨報(嘉義縣、嘉義市)	0	
Sysmiss		2098	
<i>Warning: these figures indicate the number of cases found in the data file. They cannot be interpreted as summary statistics of the population of interest.</i>			
# c1c.31: C1c. 請問你最常看哪幾份報紙?(可複選)-台灣教會公報(清領時期創立)			
Information	[Type= discrete] [Format=numeric] [Range= 1-1] [Missing=*]		
Statistics [NW/ W]	[Valid=3 /-] [Invalid=2095 /-]		
Value	Label	Cases	Percentage
1	台灣教會公報(清領時期創立)	3	100.0%
Sysmiss		2095	
<i>Warning: these figures indicate the number of cases found in the data file. They cannot be interpreted as summary statistics of the population of interest.</i>			
# c1c.32: C1c. 請問你最常看哪幾份報紙?(可複選)-基督教論壇報			
Information	[Type= discrete] [Format=numeric] [Range= 1-1] [Missing=*]		
Statistics [NW/ W]	[Valid=1 /-] [Invalid=2097 /-]		
Value	Label	Cases	Percentage
1	基督教論壇報	1	100.0%
Sysmiss		2097	
<i>Warning: these figures indicate the number of cases found in the data file. They cannot be interpreted as summary statistics of the population of interest.</i>			
# c1c.33: C1c. 請問你最常看哪幾份報紙?(可複選)-天主教週報			
Information	[Type= discrete] [Format=numeric] [Range= 1-1] [Missing=*]		
Statistics [NW/ W]	[Valid=0 /-] [Invalid=2098 /-]		
Value	Label	Cases	Percentage
1	天主教週報	0	
Sysmiss		2098	
<i>Warning: these figures indicate the number of cases found in the data file. They cannot be interpreted as summary statistics of the population of interest.</i>			
# c1c.34: C1c. 請問你最常看哪幾份報紙?(可複選)-前鋒招標日報			
Information	[Type= discrete] [Format=numeric] [Range= 1-1] [Missing=*]		
Statistics [NW/ W]	[Valid=0 /-] [Invalid=2098 /-]		
Value	Label	Cases	Percentage
1	前鋒招標日報	0	
Sysmiss		2098	
<i>Warning: these figures indicate the number of cases found in the data file. They cannot be interpreted as summary statistics of the population of interest.</i>			
# c1c.37: C1c. 請問你最常看哪幾份報紙?(可複選)-國語週刊			
Information	[Type= discrete] [Format=numeric] [Range= 1-1] [Missing=*]		
Statistics [NW/ W]	[Valid=1 /-] [Invalid=2097 /-]		

# c1c.37: C1c. 請問你最常看哪幾份報紙?(可複選)-國語週刊			
Value	Label	Cases	Percentage
1	國語週刊	1	<div></div> 100.0%
Sysmiss		2097	
Warning: these figures indicate the number of cases found in the data file. They cannot be interpreted as summary statistics of the population of interest.			
# c1c.38: C1c. 請問你最常看哪幾份報紙?(可複選)-台灣立報			
Information	[Type= discrete] [Format=numeric] [Range= 1-1] [Missing=*]		
Statistics [NW/ W]	[Valid=0 /-] [Invalid=2098 /-]		
Value	Label	Cases	Percentage
1	台灣立報	0	
Sysmiss		2098	
Warning: these figures indicate the number of cases found in the data file. They cannot be interpreted as summary statistics of the population of interest.			
# c1c.39: C1c. 請問你最常看哪幾份報紙?(可複選)-破報			
Information	[Type= discrete] [Format=numeric] [Range= 1-1] [Missing=*]		
Statistics [NW/ W]	[Valid=0 /-] [Invalid=2098 /-]		
Value	Label	Cases	Percentage
1	破報	0	
Sysmiss		2098	
Warning: these figures indicate the number of cases found in the data file. They cannot be interpreted as summary statistics of the population of interest.			
# c1c.40: C1c. 請問你最常看哪幾份報紙?(可複選)-都會時報			
Information	[Type= discrete] [Format=numeric] [Range= 1-1] [Missing=*]		
Statistics [NW/ W]	[Valid=0 /-] [Invalid=2098 /-]		
Value	Label	Cases	Percentage
1	都會時報	0	
Sysmiss		2098	
Warning: these figures indicate the number of cases found in the data file. They cannot be interpreted as summary statistics of the population of interest.			
# c1c.88: C1c. 請問你最常看哪幾份報紙?(可複選)-其他			
Information	[Type= discrete] [Format=numeric] [Range= 1-1] [Missing=*]		
Statistics [NW/ W]	[Valid=6 /-] [Invalid=2092 /-]		
Value	Label	Cases	Percentage
1	其他	6	<div></div> 100.0%
Sysmiss		2092	
Warning: these figures indicate the number of cases found in the data file. They cannot be interpreted as summary statistics of the population of interest.			
# c1c.88a: C1c. 請問你最常看哪幾份報紙?(可複選)-其他(請說明)__			
Information	[Type= discrete] [Format=character] [Missing=*]		
Statistics [NW/ W]	[Valid=6 /-] [Invalid=0 /-]		
Value	Label	Cases	Percentage
全球客家郵報		1	<div></div> 16.7%
創價新聞		4	<div></div> 66.7%
真晨報		1	<div></div> 16.7%
Warning: these figures indicate the number of cases found in the data file. They cannot be interpreted as summary statistics of the population of interest.			
# c2.1: C2. 你看報紙(僅限於紙本)最常看下列哪幾種內容?(可複選)-社會新聞			
Information	[Type= discrete] [Format=numeric] [Range= 1-1] [Missing=*]		

# c2.1: C2. 你看報紙(僅限於紙本)最常看下列哪幾種內容?(可複選)-社會新聞			
Statistics [NW/ W]		[Valid=722 -] [Invalid=1376 -]	
Value	Label	Cases	Percentage
1	社會新聞	722	<div><div></div></div> 100.0%
Sysmiss		1376	
Warning: these figures indicate the number of cases found in the data file. They cannot be interpreted as summary statistics of the population of interest.			
# c2.2: C2. 你看報紙(僅限於紙本)最常看下列哪幾種內容?(可複選)-國際新聞			
Information		[Type= discrete] [Format=numeric] [Range= 1-1] [Missing=*]	
Statistics [NW/ W]		[Valid=481 -] [Invalid=1617 -]	
Value	Label	Cases	Percentage
1	國際新聞	481	<div><div></div></div> 100.0%
Sysmiss		1617	
Warning: these figures indicate the number of cases found in the data file. They cannot be interpreted as summary statistics of the population of interest.			
# c2.3: C2. 你看報紙(僅限於紙本)最常看下列哪幾種內容?(可複選)-氣象			
Information		[Type= discrete] [Format=numeric] [Range= 1-1] [Missing=*]	
Statistics [NW/ W]		[Valid=233 -] [Invalid=1865 -]	
Value	Label	Cases	Percentage
1	氣象	233	<div><div></div></div> 100.0%
Sysmiss		1865	
Warning: these figures indicate the number of cases found in the data file. They cannot be interpreted as summary statistics of the population of interest.			
# c2.4: C2. 你看報紙(僅限於紙本)最常看下列哪幾種內容?(可複選)-時事評論			
Information		[Type= discrete] [Format=numeric] [Range= 1-1] [Missing=*]	
Statistics [NW/ W]		[Valid=339 -] [Invalid=1759 -]	
Value	Label	Cases	Percentage
1	時事評論	339	<div><div></div></div> 100.0%
Sysmiss		1759	
Warning: these figures indicate the number of cases found in the data file. They cannot be interpreted as summary statistics of the population of interest.			

# c2.5: C2. 你看報紙(僅限於紙本)最常看下列哪幾種內容?(可複選)-交通資訊			
Information		[Type= discrete] [Format=numeric] [Range= 1-1] [Missing=*]	
Statistics [NW/ W]		[Valid=151 /-] [Invalid=1947 /-]	
Value	Label	Cases	Percentage
1	交通資訊	151	<div><div></div></div> 100.0%
Sysmiss		1947	
Warning: these figures indicate the number of cases found in the data file. They cannot be interpreted as summary statistics of the population of interest.			
# c2.36: C2. 你看報紙(僅限於紙本)最常看下列哪幾種內容?(可複選)-政治新聞			
Information		[Type= discrete] [Format=numeric] [Range= 1-1] [Missing=*]	
Statistics [NW/ W]		[Valid=366 /-] [Invalid=1732 /-]	
Value	Label	Cases	Percentage
1	政治新聞	366	<div><div></div></div> 100.0%
Sysmiss		1732	
Warning: these figures indicate the number of cases found in the data file. They cannot be interpreted as summary statistics of the population of interest.			
# c2.40: C2. 你看報紙(僅限於紙本)最常看下列哪幾種內容?(可複選)-大陸新聞			
Information		[Type= discrete] [Format=numeric] [Range= 1-1] [Missing=*]	
Statistics [NW/ W]		[Valid=161 /-] [Invalid=1937 /-]	
Value	Label	Cases	Percentage
1	大陸新聞	161	<div><div></div></div> 100.0%
Sysmiss		1937	
Warning: these figures indicate the number of cases found in the data file. They cannot be interpreted as summary statistics of the population of interest.			
# c2.41: C2. 你看報紙(僅限於紙本)最常看下列哪幾種內容?(可複選)-頭版焦點			
Information		[Type= discrete] [Format=numeric] [Range= 1-1] [Missing=*]	
Statistics [NW/ W]		[Valid=649 /-] [Invalid=1449 /-]	
Value	Label	Cases	Percentage
1	頭版焦點	649	<div><div></div></div> 100.0%
Sysmiss		1449	
Warning: these figures indicate the number of cases found in the data file. They cannot be interpreted as summary statistics of the population of interest.			
# c2.6: C2. 你看報紙(僅限於紙本)最常看下列哪幾種內容?(可複選)-消費購物			
Information		[Type= discrete] [Format=numeric] [Range= 1-1] [Missing=*]	
Statistics [NW/ W]		[Valid=208 /-] [Invalid=1890 /-]	
Value	Label	Cases	Percentage
1	消費購物	208	<div><div></div></div> 100.0%
Sysmiss		1890	
Warning: these figures indicate the number of cases found in the data file. They cannot be interpreted as summary statistics of the population of interest.			
# c2.7: C2. 你看報紙(僅限於紙本)最常看下列哪幾種內容?(可複選)-觀光旅遊			
Information		[Type= discrete] [Format=numeric] [Range= 1-1] [Missing=*]	
Statistics [NW/ W]		[Valid=371 /-] [Invalid=1727 /-]	
Value	Label	Cases	Percentage
1	觀光旅遊	371	<div><div></div></div> 100.0%
Sysmiss		1727	
Warning: these figures indicate the number of cases found in the data file. They cannot be interpreted as summary statistics of the population of interest.			

# c2.8: C2. 你看報紙(僅限於紙本)最常看下列哪幾種內容?(可複選)-財經股市			
Information	[Type= discrete] [Format=numeric] [Range= 1-1] [Missing=*]		
Statistics [NW/ W]	[Valid=254 -] [Invalid=1844 -]		
Value	Label	Cases	Percentage
1	財經股市	254	<div></div> 100.0%
Sysmiss		1844	
Warning: these figures indicate the number of cases found in the data file. They cannot be interpreted as summary statistics of the population of interest.			
# c2.9: C2. 你看報紙(僅限於紙本)最常看下列哪幾種內容?(可複選)-美食			
Information	[Type= discrete] [Format=numeric] [Range= 1-1] [Missing=*]		
Statistics [NW/ W]	[Valid=359 -] [Invalid=1739 -]		
Value	Label	Cases	Percentage
1	美食	359	<div></div> 100.0%
Sysmiss		1739	
Warning: these figures indicate the number of cases found in the data file. They cannot be interpreted as summary statistics of the population of interest.			
# c2.10: C2. 你看報紙(僅限於紙本)最常看下列哪幾種內容?(可複選)-影視娛樂(例如：實境秀)			
Information	[Type= discrete] [Format=numeric] [Range= 1-1] [Missing=*]		
Statistics [NW/ W]	[Valid=382 -] [Invalid=1716 -]		
Value	Label	Cases	Percentage
1	影視娛樂(例如：實境秀)	382	<div></div> 100.0%
Sysmiss		1716	
Warning: these figures indicate the number of cases found in the data file. They cannot be interpreted as summary statistics of the population of interest.			
# c2.14: C2. 你看報紙(僅限於紙本)最常看下列哪幾種內容?(可複選)-益智競賽(數獨、填字謎等)			
Information	[Type= discrete] [Format=numeric] [Range= 1-1] [Missing=*]		
Statistics [NW/ W]	[Valid=92 -] [Invalid=2006 -]		
Value	Label	Cases	Percentage
1	益智競賽(數獨、填字謎等)	92	<div></div> 100.0%
Sysmiss		2006	
Warning: these figures indicate the number of cases found in the data file. They cannot be interpreted as summary statistics of the population of interest.			
# c2.16: C2. 你看報紙(僅限於紙本)最常看下列哪幾種內容?(可複選)-家庭生活(例如：婚姻關係、親子關係、煮菜、家庭裝潢)			
Information	[Type= discrete] [Format=numeric] [Range= 1-1] [Missing=*]		
Statistics [NW/ W]	[Valid=353 -] [Invalid=1745 -]		
Value	Label	Cases	Percentage
1	家庭生活(例如：婚姻關係、親子關係、煮菜、家庭裝潢)	353	<div></div> 100.0%
Sysmiss		1745	
Warning: these figures indicate the number of cases found in the data file. They cannot be interpreted as summary statistics of the population of interest.			
# c2.18: C2. 你看報紙(僅限於紙本)最常看下列哪幾種內容?(可複選)-體育新聞			
Information	[Type= discrete] [Format=numeric] [Range= 1-1] [Missing=*]		
Statistics [NW/ W]	[Valid=199 -] [Invalid=1899 -]		
Value	Label	Cases	Percentage
1	體育新聞	199	<div></div> 100.0%
Sysmiss		1899	
Warning: these figures indicate the number of cases found in the data file. They cannot be interpreted as summary statistics of the population of interest.			

# c2.19: C2. 你看報紙(僅限於紙本)最常看下列哪幾種內容?(可複選)-醫療衛生保健			
Information		[Type= discrete] [Format=numeric] [Range= 1-1] [Missing=*]	
Statistics [NW/ W]		[Valid=445 /-] [Invalid=1653 /-]	
Value	Label	Cases	Percentage
1	醫療衛生保健	445	100.0%
Sysmiss		1653	
Warning: these figures indicate the number of cases found in the data file. They cannot be interpreted as summary statistics of the population of interest.			
# c2.20: C2. 你看報紙(僅限於紙本)最常看下列哪幾種內容?(可複選)-藝術文化			
Information		[Type= discrete] [Format=numeric] [Range= 1-1] [Missing=*]	
Statistics [NW/ W]		[Valid=167 /-] [Invalid=1931 /-]	
Value	Label	Cases	Percentage
1	藝術文化	167	100.0%
Sysmiss		1931	
Warning: these figures indicate the number of cases found in the data file. They cannot be interpreted as summary statistics of the population of interest.			
# c2.21: C2. 你看報紙(僅限於紙本)最常看下列哪幾種內容?(可複選)-文學小說			
Information		[Type= discrete] [Format=numeric] [Range= 1-1] [Missing=*]	
Statistics [NW/ W]		[Valid=116 /-] [Invalid=1982 /-]	
Value	Label	Cases	Percentage
1	文學小說	116	100.0%
Sysmiss		1982	
Warning: these figures indicate the number of cases found in the data file. They cannot be interpreted as summary statistics of the population of interest.			
# c2.22: C2. 你看報紙(僅限於紙本)最常看下列哪幾種內容?(可複選)-宗教			
Information		[Type= discrete] [Format=numeric] [Range= 1-1] [Missing=*]	
Statistics [NW/ W]		[Valid=103 /-] [Invalid=1995 /-]	
Value	Label	Cases	Percentage
1	宗教	103	100.0%
Sysmiss		1995	
Warning: these figures indicate the number of cases found in the data file. They cannot be interpreted as summary statistics of the population of interest.			
# c2.23: C2. 你看報紙(僅限於紙本)最常看下列哪幾種內容?(可複選)-命理、風水、占卜			
Information		[Type= discrete] [Format=numeric] [Range= 1-1] [Missing=*]	
Statistics [NW/ W]		[Valid=90 /-] [Invalid=2008 /-]	
Value	Label	Cases	Percentage
1	命理、風水、占卜	90	100.0%
Sysmiss		2008	
Warning: these figures indicate the number of cases found in the data file. They cannot be interpreted as summary statistics of the population of interest.			
# c2.26: C2. 你看報紙(僅限於紙本)最常看下列哪幾種內容?(可複選)-科技新知			
Information		[Type= discrete] [Format=numeric] [Range= 1-1] [Missing=*]	
Statistics [NW/ W]		[Valid=217 /-] [Invalid=1881 /-]	
Value	Label	Cases	Percentage
1	科技新知	217	100.0%
Sysmiss		1881	
Warning: these figures indicate the number of cases found in the data file. They cannot be interpreted as summary statistics of the population of interest.			

# c2.29: C2. 你看報紙(僅限於紙本)最常看下列哪幾種內容?(可複選)-教學(語言教學)			
Information		[Type= discrete] [Format=numeric] [Range= 1-1] [Missing=*]	
Statistics [NW/ W]		[Valid=71 -/] [Invalid=2027 -/]	
Value	Label	Cases	Percentage
1	教學(語言教學)	71	<div><div></div></div> 100.0%
Sysmiss		2027	
Warning: these figures indicate the number of cases found in the data file. They cannot be interpreted as summary statistics of the population of interest.			
# c2.30: C2. 你看報紙(僅限於紙本)最常看下列哪幾種內容?(可複選)-政令宣傳			
Information		[Type= discrete] [Format=numeric] [Range= 1-1] [Missing=*]	
Statistics [NW/ W]		[Valid=102 -/] [Invalid=1996 -/]	
Value	Label	Cases	Percentage
1	政令宣傳	102	<div><div></div></div> 100.0%
Sysmiss		1996	
Warning: these figures indicate the number of cases found in the data file. They cannot be interpreted as summary statistics of the population of interest.			
# c2.32: C2. 你看報紙(僅限於紙本)最常看下列哪幾種內容?(可複選)-求職			
Information		[Type= discrete] [Format=numeric] [Range= 1-1] [Missing=*]	
Statistics [NW/ W]		[Valid=23 -/] [Invalid=2075 -/]	
Value	Label	Cases	Percentage
1	求職	23	<div><div></div></div> 100.0%
Sysmiss		2075	
Warning: these figures indicate the number of cases found in the data file. They cannot be interpreted as summary statistics of the population of interest.			
# c2.33: C2. 你看報紙(僅限於紙本)最常看下列哪幾種內容?(可複選)-企管行銷			
Information		[Type= discrete] [Format=numeric] [Range= 1-1] [Missing=*]	
Statistics [NW/ W]		[Valid=29 -/] [Invalid=2069 -/]	
Value	Label	Cases	Percentage
1	企管行銷	29	<div><div></div></div> 100.0%
Sysmiss		2069	
Warning: these figures indicate the number of cases found in the data file. They cannot be interpreted as summary statistics of the population of interest.			
# c2.88: C2. 你看報紙(僅限於紙本)最常看下列哪幾種內容?(可複選)-其他			
Information		[Type= discrete] [Format=numeric] [Range= 1-1] [Missing=*]	
Statistics [NW/ W]		[Valid=0 -/] [Invalid=2098 -/]	
Value	Label	Cases	Percentage
1	其他	0	
Sysmiss		2098	
Warning: these figures indicate the number of cases found in the data file. They cannot be interpreted as summary statistics of the population of interest.			
# c2.88a: C2. 你看報紙(僅限於紙本)最常看下列哪幾種內容?(可複選)-其他(請說明)_			
Information		[Type= discrete] [Format=character] [Missing=*]	
Statistics [NW/ W]		[Valid=0 -/] [Invalid=0 -/]	
# c3a: C3a. 請問你每週平均有幾天會看網路新聞?(B1.回答2者, 不需回答此題)			
Information		[Type= continuous] [Format=numeric] [Range= 0-7] [Missing=*]	
Statistics [NW/ W]		[Valid=1603 -/] [Invalid=495 -/]	

# c3a: C3a. 請問你每週平均有幾天會看網路新聞?(B1.回答2者，不需回答此題)			
Value	Label	Cases	Percentage
0	0天(跳答至D1a.)	372	<div></div> 100.0%
Warning: these figures indicate the number of cases found in the data file. They cannot be interpreted as summary statistics of the population of interest.			
# c3b.1: C3b.請問你如果有看網路新聞的那一天，你一整天大概會看多久?(B1.回答2者，不需回答此題)__時			
Information	[Type= continuous] [Format=numeric] [Range= 0-8] [Missing=*]		
Statistics [NW/ W]	[Valid=1231 /-] [Invalid=867 /-] [Mean=0.504 /-] [StdDev=0.983 /-]		
# c3b.2: C3b.請問你如果有看網路新聞的那一天，你一整天大概會看多久?(B1.回答2者，不需回答此題)__分			
Information	[Type= continuous] [Format=numeric] [Range= 0-50] [Missing=*]		
Statistics [NW/ W]	[Valid=1231 /-] [Invalid=867 /-] [Mean=15.702 /-] [StdDev=13.038 /-]		
# rc3b: C3b.請問你如果有看網路新聞的那一天，你一整天大概會看多久?(B1.回答2者，不需回答此題)(總分鐘數)			
Information	[Type= continuous] [Format=numeric] [Range= 5-480] [Missing=*]		
Statistics [NW/ W]	[Valid=1231 /-] [Invalid=867 /-] [Mean=45.97 /-] [StdDev=53.97 /-]		
# rrc3b: C3b.請問你如果有看網路新聞的那一天，你一整天大概會看多久?(B1.回答2者，不需回答此題)(分層)			
Information	[Type= discrete] [Format=numeric] [Range= 1-12] [Missing=*]		
Statistics [NW/ W]	[Valid=1231 /-] [Invalid=867 /-]		
Value	Label	Cases	Percentage
1	不到30分鐘	464	<div></div> 37.7%
2	30分鐘(含)以上不到1小時	360	<div></div> 29.2%
3	1小時(含)以上不到2小時	294	<div></div> 23.9%
4	2小時(含)以上不到3小時	71	<div></div> 5.8%
5	3小時(含)以上不到4小時	16	<div></div> 1.3%
6	4小時(含)以上不到5小時	12	<div></div> 1.0%
7	5小時(含)以上不到6小時	5	<div></div> 0.4%
8	6小時(含)以上不到7小時	3	<div></div> 0.2%
9	7小時(含)以上不到8小時	2	<div></div> 0.2%
10	8小時(含)以上不到9小時	4	<div></div> 0.3%
11	9小時(含)以上不到10小時	0	
12	10小時(含)以上	0	
Sysmiss		867	
Warning: these figures indicate the number of cases found in the data file. They cannot be interpreted as summary statistics of the population of interest.			
# c3c.26: C3c.請問你最常看哪幾個網站的新聞?(可複選)-整合網路新聞APP(例如：台灣電視台支援各大新聞、台灣最新即時新聞)(B1.回答2者，不需回答此題)			
Information	[Type= discrete] [Format=numeric] [Range= 1-1] [Missing=*]		
Statistics [NW/ W]	[Valid=179 /-] [Invalid=1919 /-]		
Value	Label	Cases	Percentage
1	整合網路新聞APP	179	<div></div> 100.0%
Sysmiss		1919	
Warning: these figures indicate the number of cases found in the data file. They cannot be interpreted as summary statistics of the population of interest.			
# c3c.6: C3c.請問你最常看哪幾個網站的新聞?(可複選)-Yahoo!奇摩(B1.回答2者，不需回答此題)			
Information	[Type= discrete] [Format=numeric] [Range= 1-1] [Missing=*]		
Statistics [NW/ W]	[Valid=769 /-] [Invalid=1329 /-]		

# c3c.6: C3c.請問你最常看哪幾個網站的新聞?(可複選)-Yahoo!奇摩(B1.回答2者, 不需回答此題)			
Value	Label	Cases	Percentage
1	Yahoo!奇摩	769	100.0%
Sysmiss		1329	
Warning: these figures indicate the number of cases found in the data file. They cannot be interpreted as summary statistics of the population of interest.			
# c3c.3: C3c.請問你最常看哪幾個網站的新聞?(可複選)-壹蘋果(B1.回答2者, 不需回答此題)			
Information	[Type= discrete] [Format=numeric] [Range= 1-1] [Missing=*]		
Statistics [NW/ W]	[Valid=398 -] [Invalid=1700 -]		
Value	Label	Cases	Percentage
1	壹蘋果	398	100.0%
Sysmiss		1700	
Warning: these figures indicate the number of cases found in the data file. They cannot be interpreted as summary statistics of the population of interest.			
# c3c.21: C3c.請問你最常看哪幾個網站的新聞?(可複選)-Ettoday東森新聞雲(B1.回答2者, 不需回答此題)			
Information	[Type= discrete] [Format=numeric] [Range= 1-1] [Missing=*]		
Statistics [NW/ W]	[Valid=383 -] [Invalid=1715 -]		
Value	Label	Cases	Percentage
1	Ettoday東森新聞雲	383	100.0%
Sysmiss		1715	
Warning: these figures indicate the number of cases found in the data file. They cannot be interpreted as summary statistics of the population of interest.			
# c3c.7: C3c.請問你最常看哪幾個網站的新聞?(可複選)-Google(谷歌)(B1.回答2者, 不需回答此題)			
Information	[Type= discrete] [Format=numeric] [Range= 1-1] [Missing=*]		
Statistics [NW/ W]	[Valid=361 -] [Invalid=1737 -]		
Value	Label	Cases	Percentage
1	Google(谷歌)	361	100.0%
Sysmiss		1737	
Warning: these figures indicate the number of cases found in the data file. They cannot be interpreted as summary statistics of the population of interest.			
# c3c.1: C3c.請問你最常看哪幾個網站的新聞?(可複選)-聯合新聞網(B1.回答2者, 不需回答此題)			
Information	[Type= discrete] [Format=numeric] [Range= 1-1] [Missing=*]		
Statistics [NW/ W]	[Valid=189 -] [Invalid=1909 -]		
Value	Label	Cases	Percentage
1	聯合新聞網	189	100.0%
Sysmiss		1909	
Warning: these figures indicate the number of cases found in the data file. They cannot be interpreted as summary statistics of the population of interest.			
# c3c.2: C3c.請問你最常看哪幾個網站的新聞?(可複選)-中時電子報(B1.回答2者, 不需回答此題)			
Information	[Type= discrete] [Format=numeric] [Range= 1-1] [Missing=*]		
Statistics [NW/ W]	[Valid=141 -] [Invalid=1957 -]		
Value	Label	Cases	Percentage
1	中時電子報	141	100.0%
Sysmiss		1957	
Warning: these figures indicate the number of cases found in the data file. They cannot be interpreted as summary statistics of the population of interest.			
# c3c.4: C3c.請問你最常看哪幾個網站的新聞?(可複選)-自由時報(B1.回答2者, 不需回答此題)			
Information	[Type= discrete] [Format=numeric] [Range= 1-1] [Missing=*]		
Statistics [NW/ W]	[Valid=123 -] [Invalid=1975 -]		

# c3c.4: C3c.請問你最常看哪幾個網站的新聞?(可複選)-自由時報(B1.回答2者, 不需回答此題)			
Value	Label	Cases	Percentage
1	自由時報	123	<div><div></div></div> 100.0%
Sysmiss		1975	
Warning: these figures indicate the number of cases found in the data file. They cannot be interpreted as summary statistics of the population of interest.			
# c3c.5: C3c.請問你最常看哪幾個網站的新聞?(可複選)-Nownews(今日新聞)(B1.回答2者, 不需回答此題)			
Information	[Type= discrete] [Format=numeric] [Range= 1-1] [Missing=*]		
Statistics [NW/ W]	[Valid=89 /-] [Invalid=2009 /-]		
Value	Label	Cases	Percentage
1	Nownews(今日新聞)	89	<div><div></div></div> 100.0%
Sysmiss		2009	
Warning: these figures indicate the number of cases found in the data file. They cannot be interpreted as summary statistics of the population of interest.			
# c3c.18: C3c.請問你最常看哪幾個網站的新聞?(可複選)-風傳媒(B1.回答2者, 不需回答此題)			
Information	[Type= discrete] [Format=numeric] [Range= 1-1] [Missing=*]		
Statistics [NW/ W]	[Valid=70 /-] [Invalid=2028 /-]		
Value	Label	Cases	Percentage
1	風傳媒	70	<div><div></div></div> 100.0%
Sysmiss		2028	
Warning: these figures indicate the number of cases found in the data file. They cannot be interpreted as summary statistics of the population of interest.			
# c3c.8: C3c.請問你最常看哪幾個網站的新聞?(可複選)-msn(微軟msn臺灣新聞)(B1.回答2者, 不需回答此題)			
Information	[Type= discrete] [Format=numeric] [Range= 1-1] [Missing=*]		
Statistics [NW/ W]	[Valid=28 /-] [Invalid=2070 /-]		
Value	Label	Cases	Percentage
1	MSN(微軟MSN臺灣新聞)	28	<div><div></div></div> 100.0%
Sysmiss		2070	
Warning: these figures indicate the number of cases found in the data file. They cannot be interpreted as summary statistics of the population of interest.			
# c3c.17: C3c.請問你最常看哪幾個網站的新聞?(可複選)-新頭殼(B1.回答2者, 不需回答此題)			
Information	[Type= discrete] [Format=numeric] [Range= 1-1] [Missing=*]		
Statistics [NW/ W]	[Valid=30 /-] [Invalid=2068 /-]		
Value	Label	Cases	Percentage
1	新頭殼	30	<div><div></div></div> 100.0%
Sysmiss		2068	
Warning: these figures indicate the number of cases found in the data file. They cannot be interpreted as summary statistics of the population of interest.			
# c3c.19: C3c.請問你最常看哪幾個網站的新聞?(可複選)-The News Lens(關鍵評論網)(B1.回答2者, 不需回答此題)			
Information	[Type= discrete] [Format=numeric] [Range= 1-1] [Missing=*]		
Statistics [NW/ W]	[Valid=28 /-] [Invalid=2070 /-]		
Value	Label	Cases	Percentage
1	The News Lens(關鍵評論網)	28	<div><div></div></div> 100.0%
Sysmiss		2070	
Warning: these figures indicate the number of cases found in the data file. They cannot be interpreted as summary statistics of the population of interest.			
# c3c.9: C3c.請問你最常看哪幾個網站的新聞?(可複選)-PC Home(網路家庭)(B1.回答2者, 不需回答此題)			
Information	[Type= discrete] [Format=numeric] [Range= 1-1] [Missing=*]		
Statistics [NW/ W]	[Valid=22 /-] [Invalid=2076 /-]		

# c3c.9: C3c.請問你最常看哪幾個網站的新聞?(可複選)-PC Home(網路家庭)(B1.回答2者, 不需回答此題)			
Value	Label	Cases	Percentage
1	PC Home(網路家庭)	22	100.0%
Sysmiss		2076	
Warning: these figures indicate the number of cases found in the data file. They cannot be interpreted as summary statistics of the population of interest.			
# c3c.23: C3c.請問你最常看哪幾個網站的新聞?(可複選)-公民新聞(PEOPO)(B1.回答2者, 不需回答此題)			
Information	[Type= discrete] [Format=numeric] [Range= 1-1] [Missing=*]		
Statistics [NW/ W]	[Valid=12 /-] [Invalid=2086 /-]		
Value	Label	Cases	Percentage
1	公民新聞(PEOPO)	12	100.0%
Sysmiss		2086	
Warning: these figures indicate the number of cases found in the data file. They cannot be interpreted as summary statistics of the population of interest.			
# c3c.16: C3c.請問你最常看哪幾個網站的新聞?(可複選)-公民行動影音紀錄料庫(B1.回答2者, 不需回答此題)			
Information	[Type= discrete] [Format=numeric] [Range= 1-1] [Missing=*]		
Statistics [NW/ W]	[Valid=9 /-] [Invalid=2089 /-]		
Value	Label	Cases	Percentage
1	公民行動影音紀錄料庫	9	100.0%
Sysmiss		2089	
Warning: these figures indicate the number of cases found in the data file. They cannot be interpreted as summary statistics of the population of interest.			
# c3c.13: C3c.請問你最常看哪幾個網站的新聞?(可複選)-苦勞網(B1.回答2者, 不需回答此題)			
Information	[Type= discrete] [Format=numeric] [Range= 1-1] [Missing=*]		
Statistics [NW/ W]	[Valid=2 /-] [Invalid=2096 /-]		
Value	Label	Cases	Percentage
1	苦勞網	2	100.0%
Sysmiss		2096	
Warning: these figures indicate the number of cases found in the data file. They cannot be interpreted as summary statistics of the population of interest.			
# c3c.22: C3c.請問你最常看哪幾個網站的新聞?(可複選)-PNN公共議題中心(B1.回答2者, 不需回答此題)			
Information	[Type= discrete] [Format=numeric] [Range= 1-1] [Missing=*]		
Statistics [NW/ W]	[Valid=1 /-] [Invalid=2097 /-]		
Value	Label	Cases	Percentage
1	PNN公共議題中心	1	100.0%
Sysmiss		2097	
Warning: these figures indicate the number of cases found in the data file. They cannot be interpreted as summary statistics of the population of interest.			
# c3c.11: C3c.請問你最常看哪幾個網站的新聞?(可複選)-立報(B1.回答2者, 不需回答此題)			
Information	[Type= discrete] [Format=numeric] [Range= 1-1] [Missing=*]		
Statistics [NW/ W]	[Valid=3 /-] [Invalid=2095 /-]		
Value	Label	Cases	Percentage
1	立報	3	100.0%
Sysmiss		2095	
Warning: these figures indicate the number of cases found in the data file. They cannot be interpreted as summary statistics of the population of interest.			
# c3c.15: C3c.請問你最常看哪幾個網站的新聞?(可複選)-環境資訊電子報(B1.回答2者, 不需回答此題)			
Information	[Type= discrete] [Format=numeric] [Range= 1-1] [Missing=*]		
Statistics [NW/ W]	[Valid=8 /-] [Invalid=2090 /-]		

c3c.15: C3c.請問你最常看哪幾個網站的新聞?(可複選)-環境資訊電子報(**B1.**回答**2**者, 不需回答此題)

Value	Label	Cases	Percentage
1	環境資訊電子報	8	100.0%
Sysmiss		2090	

Warning: these figures indicate the number of cases found in the data file. They cannot be interpreted as summary statistics of the population of interest.

c3c.14: C3c.請問你最常看哪幾個網站的新聞?(可複選)-上下游新聞市集(**B1.**回答**2**者, 不需回答此題)

Information	[Type= discrete] [Format=numeric] [Range= 1-1] [Missing=*]
-------------	--

Statistics [NW/ W]	[Valid=3 /-] [Invalid=2095 /-]
--------------------	--------------------------------

Value	Label	Cases	Percentage
1	上下游新聞市集	3	100.0%
Sysmiss		2095	

Warning: these figures indicate the number of cases found in the data file. They cannot be interpreted as summary statistics of the population of interest.

c3c.20: C3c.請問你最常看哪幾個網站的新聞?(可複選)-Wereport(調查報導公眾委製平台)(B1.回答2者, 不需回答此題)

Information	[Type= discrete] [Format=numeric] [Range= 1-1] [Missing=*]		
Statistics [NW/ W]	[Valid=0 -/] [Invalid=2098 -/]		
Value	Label	Cases	Percentage
1	Wereport(調查報導公眾委製平台)	0	
Sysmiss		2098	
Warning: these figures indicate the number of cases found in the data file. They cannot be interpreted as summary statistics of the population of interest.			

c3c.12: C3c.請問你最常看哪幾個網站的新聞?(可複選)-四方報(B1.回答2者, 不需回答此題)

Information	[Type= discrete] [Format=numeric] [Range= 1-1] [Missing=*]		
Statistics [NW/ W]	[Valid=2 -/] [Invalid=2096 -/]		
Value	Label	Cases	Percentage
1	四方報	2	100.0%
Sysmiss		2096	
Warning: these figures indicate the number of cases found in the data file. They cannot be interpreted as summary statistics of the population of interest.			

c3c.10: C3c.請問你最常看哪幾個網站的新聞?(可複選)-BBS(電子佈告欄)(B1.回答2者, 不需回答此題)

Information	[Type= discrete] [Format=numeric] [Range= 1-1] [Missing=*]		
Statistics [NW/ W]	[Valid=53 -/] [Invalid=2045 -/]		
Value	Label	Cases	Percentage
1	BBS(電子佈告欄)	53	100.0%
Sysmiss		2045	
Warning: these figures indicate the number of cases found in the data file. They cannot be interpreted as summary statistics of the population of interest.			

c3c.24: C3c.請問你最常看哪幾個網站的新聞?(可複選)-社群媒體(例如: 臉書、推特)(B1.回答2者, 不需回答此題)

Information	[Type= discrete] [Format=numeric] [Range= 1-1] [Missing=*]		
Statistics [NW/ W]	[Valid=278 -/] [Invalid=1820 -/]		
Value	Label	Cases	Percentage
1	社群媒體(例如: 臉書、推特)	278	100.0%
Sysmiss		1820	
Warning: these figures indicate the number of cases found in the data file. They cannot be interpreted as summary statistics of the population of interest.			

c3c.25: C3c.請問你最常看哪幾個網站的新聞?(可複選)-CNN(B1.回答2者, 不需回答此題)

Information	[Type= discrete] [Format=numeric] [Range= 1-1] [Missing=*]		
Statistics [NW/ W]	[Valid=37 -/] [Invalid=2061 -/]		
Value	Label	Cases	Percentage
1	CNN	37	100.0%
Sysmiss		2061	
Warning: these figures indicate the number of cases found in the data file. They cannot be interpreted as summary statistics of the population of interest.			

c3c.88: C3c.請問你最常看哪幾個網站的新聞?(可複選)-其他(B1.回答2者, 不需回答此題)

Information	[Type= discrete] [Format=numeric] [Range= 1-1] [Missing=*]		
Statistics [NW/ W]	[Valid=12 -/] [Invalid=2086 -/]		
Value	Label	Cases	Percentage
1	其他	12	100.0%
Sysmiss		2086	
Warning: these figures indicate the number of cases found in the data file. They cannot be interpreted as summary statistics of the population of interest.			

# c3c.88a: C3c.請問你最常看哪幾個網站的新聞?(可複選)-其他(請說明)__(B1.回答2者, 不需回答此題)			
Information		[Type= discrete] [Format=character] [Missing=*]	
Statistics [NW/ W]		[Valid=12 /-] [Invalid=0 /-]	
Value	Label	Cases	Percentage
Line Today		9	<div></div> 75.0%
passiontime熱血時報		1	<div></div> 8.3%
百度新聞		1	<div></div> 8.3%
騰訊新聞		1	<div></div> 8.3%
Warning: these figures indicate the number of cases found in the data file. They cannot be interpreted as summary statistics of the population of interest.			
# d1a: D1a. 請問你每個月平均有幾天會看雜誌(僅限於紙本)?			
Information		[Type= continuous] [Format=numeric] [Range= 0-30] [Missing=*]	
Statistics [NW/ W]		[Valid=2098 /-] [Invalid=0 /-]	
Value	Label	Cases	Percentage
0	0天(跳答至D2a.)	1480	<div></div> 100.0%
Warning: these figures indicate the number of cases found in the data file. They cannot be interpreted as summary statistics of the population of interest.			
# d1b.1: D1b. 請問你如果有看雜誌的那一天, 你大概一整天會看多久?__時			
Information		[Type= continuous] [Format=numeric] [Range= 0-6] [Missing=*]	
Statistics [NW/ W]		[Valid=618 /-] [Invalid=1480 /-] [Mean=0.777 /-] [StdDev=0.942 /-]	
# d1b.2: D1b. 請問你如果有看雜誌的那一天, 你大概一整天會看多久?__分			
Information		[Type= continuous] [Format=numeric] [Range= 0-50] [Missing=*]	
Statistics [NW/ W]		[Valid=618 /-] [Invalid=1480 /-] [Mean=13.472 /-] [StdDev=14.8 /-]	
# rd1b: D1b. 請問你如果有看雜誌(僅限於紙本)的那一天, 你大概一整天會看多久?(總分鐘數)			
Information		[Type= continuous] [Format=numeric] [Range= 5-360] [Missing=*]	
Statistics [NW/ W]		[Valid=618 /-] [Invalid=1480 /-] [Mean=60.074 /-] [StdDev=49.542 /-]	
# rrd1b: D1b. 請問你如果有看雜誌(僅限於紙本)的那一天, 你大概一整天會看多久?(分層)			
Information		[Type= discrete] [Format=numeric] [Range= 1-12] [Missing=*]	
Statistics [NW/ W]		[Valid=618 /-] [Invalid=1480 /-]	
Value	Label	Cases	Percentage
1	不到30分鐘	94	<div></div> 15.2%
2	30分鐘(含)以上不到1小時	184	<div></div> 29.8%
3	1小時(含)以上不到2小時	249	<div></div> 40.3%
4	2小時(含)以上不到3小時	61	<div></div> 9.9%
5	3小時(含)以上不到4小時	20	<div></div> 3.2%
6	4小時(含)以上不到5小時	4	<div></div> 0.6%
7	5小時(含)以上不到6小時	3	<div></div> 0.5%
8	6小時(含)以上不到7小時	3	<div></div> 0.5%
9	7小時(含)以上不到8小時	0	
10	8小時(含)以上不到9小時	0	
11	9小時(含)以上不到10小時	0	
12	10小時(含)以上	0	
Sysmiss		1480	
Warning: these figures indicate the number of cases found in the data file. They cannot be interpreted as summary statistics of the population of interest.			

d2a: D2a.請問你每個月平均有幾天會在網路上看雜誌?(B1.回答2者, 不需回答此題)(B1.回答2者, 不需回答此題)
(若D1a.與D2a皆回答0天者, 跳答至E1.)

Information	[Type= continuous] [Format=numeric] [Range= 0-30] [Missing=*]
-------------	---

Statistics [NW/ W]	[Valid=1603 /-] [Invalid=495 /-] [Mean=2.05 /-] [StdDev=6.225 /-]
--------------------	---

d2b.1: D2b.請問你如果有看網路雜誌的那一天, 你大概一整天會看多久?__時(B1.回答2者, 不需回答此題)

Information	[Type= continuous] [Format=numeric] [Range= 0-5] [Missing=*]
-------------	--

Statistics [NW/ W]	[Valid=321 /-] [Invalid=1777 /-] [Mean=0.741 /-] [StdDev=0.987 /-]
--------------------	--

d2b.2: D2b.請問你如果有看網路雜誌的那一天, 你大概一整天會看多久?__分(B1.回答2者, 不需回答此題)

Information	[Type= continuous] [Format=numeric] [Range= 0-50] [Missing=*]
-------------	---

Statistics [NW/ W]	[Valid=321 /-] [Invalid=1777 /-] [Mean=13.994 /-] [StdDev=14.152 /-]
--------------------	--

rd2b: D2b. 請問你如果有看網路雜誌的那一天, 你大概一整天會看多久?(總分鐘數)(B1.回答2者, 不需回答此題)

Information	[Type= continuous] [Format=numeric] [Range= 5-300] [Missing=*]
-------------	--

Statistics [NW/ W]	[Valid=321 /-] [Invalid=1777 /-] [Mean=58.48 /-] [StdDev=53.437 /-]
--------------------	---

rrd2b: D2b. 請問你如果有看網路雜誌的那一天, 你大概一整天會看多久?(分層)(B1.回答2者, 不需回答此題)

Information	[Type= discrete] [Format=numeric] [Range= 1-12] [Missing=*]
-------------	---

Statistics [NW/ W]	[Valid=321 /-] [Invalid=1777 /-]
--------------------	----------------------------------

Value	Label	Cases	Percentage
1	不到30分鐘	78	24.3%
2	30分鐘(含)以上不到1小時	85	26.5%
3	1小時(含)以上不到2小時	107	33.3%
4	2小時(含)以上不到3小時	34	10.6%
5	3小時(含)以上不到4小時	9	2.8%
6	4小時(含)以上不到5小時	4	1.2%
7	5小時(含)以上不到6小時	4	1.2%
8	6小時(含)以上不到7小時	0	
9	7小時(含)以上不到8小時	0	
10	8小時(含)以上不到9小時	0	
11	9小時(含)以上不到10小時	0	
12	10小時(含)以上	0	
Sysmiss		1777	

Warning: these figures indicate the number of cases found in the data file. They cannot be interpreted as summary statistics of the population of interest.

d3.1: D3. 你看雜誌(包含:紙本和網路雜誌)最常看下列哪幾種內容?(可複選)-社會新聞

Information	[Type= discrete] [Format=numeric] [Range= 1-1] [Missing=*]
-------------	--

Statistics [NW/ W]	[Valid=323 /-] [Invalid=1775 /-]
--------------------	----------------------------------

Value	Label	Cases	Percentage
1	社會新聞	323	100.0%
Sysmiss		1775	

Warning: these figures indicate the number of cases found in the data file. They cannot be interpreted as summary statistics of the population of interest.

d3.2: D3. 你看雜誌(包含:紙本和網路雜誌)最常看下列哪幾種內容?(可複選)-國際新聞

Information	[Type= discrete] [Format=numeric] [Range= 1-1] [Missing=*]
-------------	--

Statistics [NW/ W]	[Valid=264 /-] [Invalid=1834 /-]
--------------------	----------------------------------

Value	Label	Cases	Percentage
1	國際新聞	264	100.0%

# d3.2: D3. 你看雜誌(包含：紙本和網路雜誌)最常看下列哪幾種內容?(可複選)-國際新聞			
Value	Label	Cases	Percentage
Sysmiss		1834	
<i>Warning: these figures indicate the number of cases found in the data file. They cannot be interpreted as summary statistics of the population of interest.</i>			
# d3.4: D3. 你看雜誌(包含：紙本和網路雜誌)最常看下列哪幾種內容?(可複選)-時事評論			
Information	[Type= discrete] [Format=numeric] [Range= 1-1] [Missing=*]		
Statistics [NW/ W]	[Valid=276 /-] [Invalid=1822 /-]		
Value	Label	Cases	Percentage
1	時事評論	276	100.0%
Sysmiss		1822	
<i>Warning: these figures indicate the number of cases found in the data file. They cannot be interpreted as summary statistics of the population of interest.</i>			
# d3.36: D3. 你看雜誌(包含：紙本和網路雜誌)最常看下列哪幾種內容?(可複選)-政治新聞			
Information	[Type= discrete] [Format=numeric] [Range= 1-1] [Missing=*]		
Statistics [NW/ W]	[Valid=185 /-] [Invalid=1913 /-]		
Value	Label	Cases	Percentage
1	政治新聞	185	100.0%
Sysmiss		1913	
<i>Warning: these figures indicate the number of cases found in the data file. They cannot be interpreted as summary statistics of the population of interest.</i>			
# d3.6: D3. 你看雜誌(包含：紙本和網路雜誌)最常看下列哪幾種內容?(可複選)-消費購物			
Information	[Type= discrete] [Format=numeric] [Range= 1-1] [Missing=*]		
Statistics [NW/ W]	[Valid=251 /-] [Invalid=1847 /-]		
Value	Label	Cases	Percentage
1	消費購物	251	100.0%
Sysmiss		1847	
<i>Warning: these figures indicate the number of cases found in the data file. They cannot be interpreted as summary statistics of the population of interest.</i>			
# d3.7: D3. 你看雜誌(包含：紙本和網路雜誌)最常看下列哪幾種內容?(可複選)-觀光旅遊			
Information	[Type= discrete] [Format=numeric] [Range= 1-1] [Missing=*]		
Statistics [NW/ W]	[Valid=368 /-] [Invalid=1730 /-]		
Value	Label	Cases	Percentage
1	觀光旅遊	368	100.0%
Sysmiss		1730	
<i>Warning: these figures indicate the number of cases found in the data file. They cannot be interpreted as summary statistics of the population of interest.</i>			
# d3.8: D3. 你看雜誌(包含：紙本和網路雜誌)最常看下列哪幾種內容?(可複選)-財經股市			
Information	[Type= discrete] [Format=numeric] [Range= 1-1] [Missing=*]		
Statistics [NW/ W]	[Valid=247 /-] [Invalid=1851 /-]		
Value	Label	Cases	Percentage
1	財經股市	247	100.0%
Sysmiss		1851	
<i>Warning: these figures indicate the number of cases found in the data file. They cannot be interpreted as summary statistics of the population of interest.</i>			
# d3.9: D3. 你看雜誌(包含：紙本和網路雜誌)最常看下列哪幾種內容?(可複選)-美食			
Information	[Type= discrete] [Format=numeric] [Range= 1-1] [Missing=*]		
Statistics [NW/ W]	[Valid=308 /-] [Invalid=1790 /-]		

# d3.9: D3. 你看雜誌(包含：紙本和網路雜誌)最常看下列哪幾種內容?(可複選)-美食			
Value	Label	Cases	Percentage
1	美食	308	<div><div></div></div> 100.0%
Sysmiss		1790	
Warning: these figures indicate the number of cases found in the data file. They cannot be interpreted as summary statistics of the population of interest.			
# d3.42: D3. 你看雜誌(包含：紙本和網路雜誌)最常看下列哪幾種內容?(可複選)-時尚流行趨勢			
Information	[Type= discrete] [Format=numeric] [Range= 1-1] [Missing=*]		
Statistics [NW/ W]	[Valid=190 /-] [Invalid=1908 /-]		
Value	Label	Cases	Percentage
1	時尚流行趨勢	190	<div><div></div></div> 100.0%
Sysmiss		1908	
Warning: these figures indicate the number of cases found in the data file. They cannot be interpreted as summary statistics of the population of interest.			
# d3.45: D3. 你看雜誌(包含：紙本和網路雜誌)最常看下列哪幾種內容?(可複選)-汽車			
Information	[Type= discrete] [Format=numeric] [Range= 1-1] [Missing=*]		
Statistics [NW/ W]	[Valid=101 /-] [Invalid=1997 /-]		
Value	Label	Cases	Percentage
1	汽車	101	<div><div></div></div> 100.0%
Sysmiss		1997	
Warning: these figures indicate the number of cases found in the data file. They cannot be interpreted as summary statistics of the population of interest.			
# d3.50: D3. 你看雜誌(包含：紙本和網路雜誌)最常看下列哪幾種內容?(可複選)-美妝、化妝			
Information	[Type= discrete] [Format=numeric] [Range= 1-1] [Missing=*]		
Statistics [NW/ W]	[Valid=134 /-] [Invalid=1964 /-]		
Value	Label	Cases	Percentage
1	美妝、化妝	134	<div><div></div></div> 100.0%
Sysmiss		1964	
Warning: these figures indicate the number of cases found in the data file. They cannot be interpreted as summary statistics of the population of interest.			
# d3.10: D3. 你看雜誌(包含：紙本和網路雜誌)最常看下列哪幾種內容?(可複選)-影視娛樂(例如：實境秀)			
Information	[Type= discrete] [Format=numeric] [Range= 1-1] [Missing=*]		
Statistics [NW/ W]	[Valid=263 /-] [Invalid=1835 /-]		
Value	Label	Cases	Percentage
1	影視娛樂(例如：實境秀)	263	<div><div></div></div> 100.0%
Sysmiss		1835	
Warning: these figures indicate the number of cases found in the data file. They cannot be interpreted as summary statistics of the population of interest.			
# d3.12: D3. 你看雜誌(包含：紙本和網路雜誌)最常看下列哪幾種內容?(可複選)-音樂歌曲(不包含古典音樂)			
Information	[Type= discrete] [Format=numeric] [Range= 1-1] [Missing=*]		
Statistics [NW/ W]	[Valid=129 /-] [Invalid=1969 /-]		
Value	Label	Cases	Percentage
1	音樂歌曲(不包含古典音樂)	129	<div><div></div></div> 100.0%
Sysmiss		1969	
Warning: these figures indicate the number of cases found in the data file. They cannot be interpreted as summary statistics of the population of interest.			
# d3.43: D3. 你看雜誌(包含：紙本和網路雜誌)最常看下列哪幾種內容?(可複選)-電玩、漫畫			
Information	[Type= discrete] [Format=numeric] [Range= 1-1] [Missing=*]		
Statistics [NW/ W]	[Valid=69 /-] [Invalid=2029 /-]		

# d3.43: D3. 你看雜誌(包含：紙本和網路雜誌)最常看下列哪幾種內容?(可複選)-電玩、漫畫			
Value	Label	Cases	Percentage
1	電玩、漫畫	69	<div><div></div></div> 100.0%
Sysmiss		2029	
Warning: these figures indicate the number of cases found in the data file. They cannot be interpreted as summary statistics of the population of interest.			
# d3.16: D3. 你看雜誌(包含：紙本和網路雜誌)最常看下列哪幾種內容?(可複選)-家庭生活(例如：婚姻關係、親子關係、煮菜、家庭裝潢)			
Information	[Type= discrete] [Format=numeric] [Range= 1-1] [Missing=*]		
Statistics [NW/ W]	[Valid=235 /-] [Invalid=1863 /-]		
Value	Label	Cases	Percentage
1	家庭生活(例如：婚姻關係、親子關係、煮菜、家庭裝潢)	235	<div><div></div></div> 100.0%
Sysmiss		1863	
Warning: these figures indicate the number of cases found in the data file. They cannot be interpreted as summary statistics of the population of interest.			
# d3.18: D3. 你看雜誌(包含：紙本和網路雜誌)最常看下列哪幾種內容?(可複選)-體育			
Information	[Type= discrete] [Format=numeric] [Range= 1-1] [Missing=*]		
Statistics [NW/ W]	[Valid=141 /-] [Invalid=1957 /-]		
Value	Label	Cases	Percentage
1	體育	141	<div><div></div></div> 100.0%
Sysmiss		1957	
Warning: these figures indicate the number of cases found in the data file. They cannot be interpreted as summary statistics of the population of interest.			
# d3.19: D3. 你看雜誌(包含：紙本和網路雜誌)最常看下列哪幾種內容?(可複選)-醫療衛生保健			
Information	[Type= discrete] [Format=numeric] [Range= 1-1] [Missing=*]		
Statistics [NW/ W]	[Valid=341 /-] [Invalid=1757 /-]		
Value	Label	Cases	Percentage
1	醫療衛生保健	341	<div><div></div></div> 100.0%
Sysmiss		1757	
Warning: these figures indicate the number of cases found in the data file. They cannot be interpreted as summary statistics of the population of interest.			
# d3.44: D3. 你看雜誌(包含：紙本和網路雜誌)最常看下列哪幾種內容?(可複選)-寵物			
Information	[Type= discrete] [Format=numeric] [Range= 1-1] [Missing=*]		
Statistics [NW/ W]	[Valid=67 /-] [Invalid=2031 /-]		
Value	Label	Cases	Percentage
1	寵物	67	<div><div></div></div> 100.0%
Sysmiss		2031	
Warning: these figures indicate the number of cases found in the data file. They cannot be interpreted as summary statistics of the population of interest.			
# d3.20: D3. 你看雜誌(包含：紙本和網路雜誌)最常看下列哪幾種內容?(可複選)-藝術文化			
Information	[Type= discrete] [Format=numeric] [Range= 1-1] [Missing=*]		
Statistics [NW/ W]	[Valid=163 /-] [Invalid=1935 /-]		
Value	Label	Cases	Percentage
1	藝術文化	163	<div><div></div></div> 100.0%
Sysmiss		1935	
Warning: these figures indicate the number of cases found in the data file. They cannot be interpreted as summary statistics of the population of interest.			
# d3.21: D3. 你看雜誌(包含：紙本和網路雜誌)最常看下列哪幾種內容?(可複選)-文學小說			
Information	[Type= discrete] [Format=numeric] [Range= 1-1] [Missing=*]		

# d3.21: D3. 你看雜誌(包含：紙本和網路雜誌)最常看下列哪幾種內容?(可複選)-文學小說			
Statistics [NW/ W]	[Valid=69 /-] [Invalid=2029 /-]		
Value	Label	Cases	Percentage
1	文學小說	69	<div><div></div></div> 100.0%
Sysmiss		2029	
Warning: these figures indicate the number of cases found in the data file. They cannot be interpreted as summary statistics of the population of interest.			
# d3.22: D3. 你看雜誌(包含：紙本和網路雜誌)最常看下列哪幾種內容?(可複選)-宗教			
Information	[Type= discrete] [Format=numeric] [Range= 1-1] [Missing=*]		
Statistics [NW/ W]	[Valid=68 /-] [Invalid=2030 /-]		
Value	Label	Cases	Percentage
1	宗教	68	<div><div></div></div> 100.0%
Sysmiss		2030	
Warning: these figures indicate the number of cases found in the data file. They cannot be interpreted as summary statistics of the population of interest.			
# d3.23: D3. 你看雜誌(包含：紙本和網路雜誌)最常看下列哪幾種內容?(可複選)-命理、風水、占卜			
Information	[Type= discrete] [Format=numeric] [Range= 1-1] [Missing=*]		
Statistics [NW/ W]	[Valid=74 /-] [Invalid=2024 /-]		
Value	Label	Cases	Percentage
1	命理、風水、占卜	74	<div><div></div></div> 100.0%
Sysmiss		2024	
Warning: these figures indicate the number of cases found in the data file. They cannot be interpreted as summary statistics of the population of interest.			
# d3.24: D3. 你看雜誌(包含：紙本和網路雜誌)最常看下列哪幾種內容?(可複選)-古典音樂			
Information	[Type= discrete] [Format=numeric] [Range= 1-1] [Missing=*]		
Statistics [NW/ W]	[Valid=52 /-] [Invalid=2046 /-]		
Value	Label	Cases	Percentage
1	古典音樂	52	<div><div></div></div> 100.0%
Sysmiss		2046	
Warning: these figures indicate the number of cases found in the data file. They cannot be interpreted as summary statistics of the population of interest.			
# d3.26: D3. 你看雜誌(包含：紙本和網路雜誌)最常看下列哪幾種內容?(可複選)-資訊科技(例如：攝影)			
Information	[Type= discrete] [Format=numeric] [Range= 1-1] [Missing=*]		
Statistics [NW/ W]	[Valid=159 /-] [Invalid=1939 /-]		
Value	Label	Cases	Percentage
1	資訊科技(例如：攝影)	159	<div><div></div></div> 100.0%
Sysmiss		1939	
Warning: these figures indicate the number of cases found in the data file. They cannot be interpreted as summary statistics of the population of interest.			
# d3.51: D3. 你看雜誌(包含：紙本和網路雜誌)最常看下列哪幾種內容?(可複選)-知識(例如：科學新知、生態地理、歷史)			
Information	[Type= discrete] [Format=numeric] [Range= 1-1] [Missing=*]		
Statistics [NW/ W]	[Valid=235 /-] [Invalid=1863 /-]		
Value	Label	Cases	Percentage
1	知識(例如：科學新知、生態地理、歷史)	235	<div><div></div></div> 100.0%
Sysmiss		1863	
Warning: these figures indicate the number of cases found in the data file. They cannot be interpreted as summary statistics of the population of interest.			

# d3.28: D3. 你看雜誌(包含：紙本和網路雜誌)最常看下列哪幾種內容?(可複選)-學術或思想			
Information		[Type= discrete] [Format=numeric] [Range= 1-1] [Missing=*]	
Statistics [NW/ W]		[Valid=86 /-] [Invalid=2012 /-]	
Value	Label	Cases	Percentage
1	學術或思想	86	100.0%
Sysmiss		2012	
<i>Warning: these figures indicate the number of cases found in the data file. They cannot be interpreted as summary statistics of the population of interest.</i>			
# d3.29: D3. 你看雜誌(包含：紙本和網路雜誌)最常看下列哪幾種內容?(可複選)-教學			
Information		[Type= discrete] [Format=numeric] [Range= 1-1] [Missing=*]	
Statistics [NW/ W]		[Valid=84 /-] [Invalid=2014 /-]	
Value	Label	Cases	Percentage
1	教學	84	100.0%
Sysmiss		2014	
<i>Warning: these figures indicate the number of cases found in the data file. They cannot be interpreted as summary statistics of the population of interest.</i>			
# d3.30: D3. 你看雜誌(包含：紙本和網路雜誌)最常看下列哪幾種內容?(可複選)-公共事務			
Information		[Type= discrete] [Format=numeric] [Range= 1-1] [Missing=*]	
Statistics [NW/ W]		[Valid=79 /-] [Invalid=2019 /-]	
Value	Label	Cases	Percentage
1	公共事務	79	100.0%
Sysmiss		2019	
<i>Warning: these figures indicate the number of cases found in the data file. They cannot be interpreted as summary statistics of the population of interest.</i>			
# d3.31: D3. 你看雜誌(包含：紙本和網路雜誌)最常看下列哪幾種內容?(可複選)-法令			
Information		[Type= discrete] [Format=numeric] [Range= 1-1] [Missing=*]	
Statistics [NW/ W]		[Valid=50 /-] [Invalid=2048 /-]	
Value	Label	Cases	Percentage
1	法令	50	100.0%
Sysmiss		2048	
<i>Warning: these figures indicate the number of cases found in the data file. They cannot be interpreted as summary statistics of the population of interest.</i>			
# d3.32: D3. 你看雜誌(包含：紙本和網路雜誌)最常看下列哪幾種內容?(可複選)-求職			
Information		[Type= discrete] [Format=numeric] [Range= 1-1] [Missing=*]	
Statistics [NW/ W]		[Valid=30 /-] [Invalid=2068 /-]	
Value	Label	Cases	Percentage
1	求職	30	100.0%
Sysmiss		2068	
<i>Warning: these figures indicate the number of cases found in the data file. They cannot be interpreted as summary statistics of the population of interest.</i>			
# d3.33: D3. 你看雜誌(包含：紙本和網路雜誌)最常看下列哪幾種內容?(可複選)-企管行銷			
Information		[Type= discrete] [Format=numeric] [Range= 1-1] [Missing=*]	
Statistics [NW/ W]		[Valid=63 /-] [Invalid=2035 /-]	
Value	Label	Cases	Percentage
1	企管行銷	63	100.0%
Sysmiss		2035	
<i>Warning: these figures indicate the number of cases found in the data file. They cannot be interpreted as summary statistics of the population of interest.</i>			

# d3.88: D3. 你看雜誌(包含：紙本和網路雜誌)最常看下列哪幾種內容?(可複選)-其他			
Information		[Type= discrete] [Format=numeric] [Range= 1-1] [Missing=*]	
Statistics [NW/ W]		[Valid=0 /-] [Invalid=2098 /-]	
Value	Label	Cases	Percentage
1	其他	0	
Sysmiss		2098	
<i>Warning: these figures indicate the number of cases found in the data file. They cannot be interpreted as summary statistics of the population of interest.</i>			
# d3.88a: D3. 你看雜誌(包含：紙本和網路雜誌)最常看下列哪幾種內容?(可複選)-其他(請說明)__			
Information		[Type= discrete] [Format=character] [Missing=*]	
Statistics [NW/ W]		[Valid=0 /-] [Invalid=0 /-]	

# e1: E1. 請問你每週平均有幾天會聽廣播(包含：線上收聽)?			
Information	[Type= continuous] [Format=numeric] [Range= 0-7] [Missing=*]		
Statistics [NW/ W]	[Valid=2098 -/] [Invalid=0 -/]		
Value	Label	Cases	Percentage
0	0天(跳答至F1.)	1340	100.0%
Warning: these figures indicate the number of cases found in the data file. They cannot be interpreted as summary statistics of the population of interest.			
# e2.1: E2. 請問你如果有聽廣播的那一天，你大概一整天會聽多久?__時			
Information	[Type= continuous] [Format=numeric] [Range= 0-12] [Missing=*]		
Statistics [NW/ W]	[Valid=758 -/] [Invalid=1340 -/] [Mean=2.351 -/] [StdDev=2.751 -/]		
# e2.2: E2. 請問你如果有聽廣播的那一天，你大概一整天會聽多久?__分			
Information	[Type= continuous] [Format=numeric] [Range= 0-50] [Missing=*]		
Statistics [NW/ W]	[Valid=758 -/] [Invalid=1340 -/] [Mean=9.139 -/] [StdDev=13.934 -/]		
# re2: E2. 請問你如果有聽廣播的那一天，你大概一整天會聽多久?(總分鐘數)			
Information	[Type= continuous] [Format=numeric] [Range= 10-720] [Missing=*]		
Statistics [NW/ W]	[Valid=758 -/] [Invalid=1340 -/] [Mean=150.194 -/] [StdDev=159.38 -/]		
# rre2: E2. 請問你如果有聽廣播的那一天，你大概一整天會聽多久?(分層)			
Information	[Type= discrete] [Format=numeric] [Range= 1-12] [Missing=*]		
Statistics [NW/ W]	[Valid=758 -/] [Invalid=1340 -/]		
Value	Label	Cases	Percentage
1	不到30分鐘	50	6.6%
2	30分鐘(含)以上不到1小時	137	18.1%
3	1小時(含)以上不到2小時	234	30.9%
4	2小時(含)以上不到3小時	112	14.8%
5	3小時(含)以上不到4小時	56	7.4%
6	4小時(含)以上不到5小時	30	4.0%
7	5小時(含)以上不到6小時	26	3.4%
8	6小時(含)以上不到7小時	29	3.8%
9	7小時(含)以上不到8小時	9	1.2%
10	8小時(含)以上不到9小時	49	6.5%
11	9小時(含)以上不到10小時	3	0.4%
12	10小時(含)以上	23	3.0%
Sysmiss		1340	
Warning: these figures indicate the number of cases found in the data file. They cannot be interpreted as summary statistics of the population of interest.			
# e3.1: E3. 你聽廣播最常聽或最常聽到以下哪幾種類型的節目?(可複選)-社會新聞			
Information	[Type= discrete] [Format=numeric] [Range= 1-1] [Missing=*]		
Statistics [NW/ W]	[Valid=354 -/] [Invalid=1744 -/]		
Value	Label	Cases	Percentage
1	社會新聞	354	100.0%
Sysmiss		1744	
Warning: these figures indicate the number of cases found in the data file. They cannot be interpreted as summary statistics of the population of interest.			
# e3.2: E3. 你聽廣播最常聽或最常聽到以下哪幾種類型的節目?(可複選)-國際新聞			
Information	[Type= discrete] [Format=numeric] [Range= 1-1] [Missing=*]		
Statistics [NW/ W]	[Valid=176 -/] [Invalid=1922 -/]		

# e3.2: E3. 你聽廣播最常聽或最常聽到以下哪幾種類型的節目?(可複選)-國際新聞			
Value	Label	Cases	Percentage
1	國際新聞	176	<div><div></div></div> 100.0%
Sysmiss		1922	
Warning: these figures indicate the number of cases found in the data file. They cannot be interpreted as summary statistics of the population of interest.			
# e3.3: E3. 你聽廣播最常聽或最常聽到以下哪幾種類型的節目?(可複選)-氣象			
Information	[Type= discrete] [Format=numeric] [Range= 1-1] [Missing=*]		
Statistics [NW/ W]	[Valid=219 -] [Invalid=1879 -]		
Value	Label	Cases	Percentage
1	氣象	219	<div><div></div></div> 100.0%
Sysmiss		1879	
Warning: these figures indicate the number of cases found in the data file. They cannot be interpreted as summary statistics of the population of interest.			
# e3.4: E3. 你聽廣播最常聽或最常聽到以下哪幾種類型的節目?(可複選)-時事評論(含政論談話、Call-In節目)			
Information	[Type= discrete] [Format=numeric] [Range= 1-1] [Missing=*]		
Statistics [NW/ W]	[Valid=170 -] [Invalid=1928 -]		
Value	Label	Cases	Percentage
1	時事評論(含政論談話、Call-In節目)	170	<div><div></div></div> 100.0%
Sysmiss		1928	
Warning: these figures indicate the number of cases found in the data file. They cannot be interpreted as summary statistics of the population of interest.			
# e3.5: E3. 你聽廣播最常聽或最常聽到以下哪幾種類型的節目?(可複選)-交通服務			
Information	[Type= discrete] [Format=numeric] [Range= 1-1] [Missing=*]		
Statistics [NW/ W]	[Valid=233 -] [Invalid=1865 -]		
Value	Label	Cases	Percentage
1	交通服務	233	<div><div></div></div> 100.0%
Sysmiss		1865	
Warning: these figures indicate the number of cases found in the data file. They cannot be interpreted as summary statistics of the population of interest.			
# e3.36: E3. 你聽廣播最常聽或最常聽到以下哪幾種類型的節目?(可複選)-政治新聞			
Information	[Type= discrete] [Format=numeric] [Range= 1-1] [Missing=*]		
Statistics [NW/ W]	[Valid=133 -] [Invalid=1965 -]		
Value	Label	Cases	Percentage
1	政治新聞	133	<div><div></div></div> 100.0%
Sysmiss		1965	
Warning: these figures indicate the number of cases found in the data file. They cannot be interpreted as summary statistics of the population of interest.			
# e3.47: E3. 你聽廣播最常聽或最常聽到以下哪幾種類型的節目?(可複選)-即時新聞			
Information	[Type= discrete] [Format=numeric] [Range= 1-1] [Missing=*]		
Statistics [NW/ W]	[Valid=346 -] [Invalid=1752 -]		
Value	Label	Cases	Percentage
1	即時新聞	346	<div><div></div></div> 100.0%
Sysmiss		1752	
Warning: these figures indicate the number of cases found in the data file. They cannot be interpreted as summary statistics of the population of interest.			
# e3.6: E3. 你聽廣播最常聽或最常聽到以下哪幾種類型的節目?(可複選)-消費購物			
Information	[Type= discrete] [Format=numeric] [Range= 1-1] [Missing=*]		
Statistics [NW/ W]	[Valid=82 -] [Invalid=2016 -]		

# e3.6: E3. 你聽廣播最常聽或最常聽到以下哪幾種類型的節目?(可複選)-消費購物			
Value	Label	Cases	Percentage
1	消費購物	82	100.0%
Sysmiss		2016	
Warning: these figures indicate the number of cases found in the data file. They cannot be interpreted as summary statistics of the population of interest.			
# e3.7: E3. 你聽廣播最常聽或最常聽到以下哪幾種類型的節目?(可複選)-觀光旅遊			
Information	[Type= discrete] [Format=numeric] [Range= 1-1] [Missing=*]		
Statistics [NW/ W]	[Valid=102 /-] [Invalid=1996 /-]		
Value	Label	Cases	Percentage
1	觀光旅遊	102	100.0%
Sysmiss		1996	
Warning: these figures indicate the number of cases found in the data file. They cannot be interpreted as summary statistics of the population of interest.			
# e3.8: E3. 你聽廣播最常聽或最常聽到以下哪幾種類型的節目?(可複選)-財經股市			
Information	[Type= discrete] [Format=numeric] [Range= 1-1] [Missing=*]		
Statistics [NW/ W]	[Valid=77 /-] [Invalid=2021 /-]		
Value	Label	Cases	Percentage
1	財經股市	77	100.0%
Sysmiss		2021	
Warning: these figures indicate the number of cases found in the data file. They cannot be interpreted as summary statistics of the population of interest.			
# e3.9: E3. 你聽廣播最常聽或最常聽到以下哪幾種類型的節目?(可複選)-美食			
Information	[Type= discrete] [Format=numeric] [Range= 1-1] [Missing=*]		
Statistics [NW/ W]	[Valid=88 /-] [Invalid=2010 /-]		
Value	Label	Cases	Percentage
1	美食	88	100.0%
Sysmiss		2010	
Warning: these figures indicate the number of cases found in the data file. They cannot be interpreted as summary statistics of the population of interest.			
# e3.12: E3. 你聽廣播最常聽或最常聽到以下哪幾種類型的節目?(可複選)-音樂歌曲(不包含古典音樂)			
Information	[Type= discrete] [Format=numeric] [Range= 1-1] [Missing=*]		
Statistics [NW/ W]	[Valid=589 /-] [Invalid=1509 /-]		
Value	Label	Cases	Percentage
1	音樂歌曲(不包含古典音樂)	589	100.0%
Sysmiss		1509	
Warning: these figures indicate the number of cases found in the data file. They cannot be interpreted as summary statistics of the population of interest.			
# e3.13: E3. 你聽廣播最常聽或最常聽到以下哪幾種類型的節目?(可複選)-戲劇(例如：廣播劇、單元劇等)			
Information	[Type= discrete] [Format=numeric] [Range= 1-1] [Missing=*]		
Statistics [NW/ W]	[Valid=49 /-] [Invalid=2049 /-]		
Value	Label	Cases	Percentage
1	戲劇(例如：廣播劇、單元劇等)	49	100.0%
Sysmiss		2049	
Warning: these figures indicate the number of cases found in the data file. They cannot be interpreted as summary statistics of the population of interest.			
# e3.16: E3. 你聽廣播最常聽或最常聽到以下哪幾種類型的節目?(可複選)-家庭生活(例如：婚姻關係、親子關係、煮菜、家庭裝潢)			
Information	[Type= discrete] [Format=numeric] [Range= 1-1] [Missing=*]		

# e3.16: E3. 你聽廣播最常聽或最常聽到以下哪幾種類型的節目?(可複選)-家庭生活(例如：婚姻關係、親子關係、煮菜、家庭裝潢)			
Statistics [NW/ W]		[Valid=104 -] [Invalid=1994 -]	
Value	Label	Cases	Percentage
1	家庭生活(例如：婚姻關係、親子關係、煮菜、家庭裝潢)	104	<div><div></div></div> 100.0%
Sysmiss		1994	
Warning: these figures indicate the number of cases found in the data file. They cannot be interpreted as summary statistics of the population of interest.			
# e3.17: E3. 你聽廣播最常聽或最常聽到以下哪幾種類型的節目?(可複選)-卡通、兒童節目			
Information		[Type= discrete] [Format=numeric] [Range= 1-1] [Missing=*]	
Statistics [NW/ W]		[Valid=14 -] [Invalid=2084 -]	
Value	Label	Cases	Percentage
1	卡通、兒童節目	14	<div><div></div></div> 100.0%
Sysmiss		2084	
Warning: these figures indicate the number of cases found in the data file. They cannot be interpreted as summary statistics of the population of interest.			
# e3.18: E3. 你聽廣播最常聽或最常聽到以下哪幾種類型的節目?(可複選)-體育賽事轉播			
Information		[Type= discrete] [Format=numeric] [Range= 1-1] [Missing=*]	
Statistics [NW/ W]		[Valid=35 -] [Invalid=2063 -]	
Value	Label	Cases	Percentage
1	體育賽事轉播	35	<div><div></div></div> 100.0%
Sysmiss		2063	
Warning: these figures indicate the number of cases found in the data file. They cannot be interpreted as summary statistics of the population of interest.			
# e3.19: E3. 你聽廣播最常聽或最常聽到以下哪幾種類型的節目?(可複選)-醫療衛生保健			
Information		[Type= discrete] [Format=numeric] [Range= 1-1] [Missing=*]	
Statistics [NW/ W]		[Valid=153 -] [Invalid=1945 -]	
Value	Label	Cases	Percentage
1	醫療衛生保健	153	<div><div></div></div> 100.0%
Sysmiss		1945	
Warning: these figures indicate the number of cases found in the data file. They cannot be interpreted as summary statistics of the population of interest.			
# e3.20: E3. 你聽廣播最常聽或最常聽到以下哪幾種類型的節目?(可複選)-藝術文化			
Information		[Type= discrete] [Format=numeric] [Range= 1-1] [Missing=*]	
Statistics [NW/ W]		[Valid=47 -] [Invalid=2051 -]	
Value	Label	Cases	Percentage
1	藝術文化	47	<div><div></div></div> 100.0%
Sysmiss		2051	
Warning: these figures indicate the number of cases found in the data file. They cannot be interpreted as summary statistics of the population of interest.			
# e3.22: E3. 你聽廣播最常聽或最常聽到以下哪幾種類型的節目?(可複選)-宗教			
Information		[Type= discrete] [Format=numeric] [Range= 1-1] [Missing=*]	
Statistics [NW/ W]		[Valid=30 -] [Invalid=2068 -]	
Value	Label	Cases	Percentage
1	宗教	30	<div><div></div></div> 100.0%
Sysmiss		2068	
Warning: these figures indicate the number of cases found in the data file. They cannot be interpreted as summary statistics of the population of interest.			

# e3.23: E3. 你聽廣播最常聽或最常聽到以下哪幾種類型的節目?(可複選)-命理、風水、占卜			
Information	[Type= discrete] [Format=numeric] [Range= 1-1] [Missing=*]		
Statistics [NW/ W]	[Valid=36 /-] [Invalid=2062 /-]		
Value	Label	Cases	Percentage
1	命理、風水、占卜	36	100.0%
Sysmiss		2062	
Warning: these figures indicate the number of cases found in the data file. They cannot be interpreted as summary statistics of the population of interest.			
# e3.24: E3. 你聽廣播最常聽或最常聽到以下哪幾種類型的節目?(可複選)-古典音樂			
Information	[Type= discrete] [Format=numeric] [Range= 1-1] [Missing=*]		
Statistics [NW/ W]	[Valid=71 /-] [Invalid=2027 /-]		
Value	Label	Cases	Percentage
1	古典音樂	71	100.0%
Sysmiss		2027	
Warning: these figures indicate the number of cases found in the data file. They cannot be interpreted as summary statistics of the population of interest.			
# e3.25: E3. 你聽廣播最常聽或最常聽到以下哪幾種類型的節目?(可複選)-傳統藝術(例如：國劇/國樂/民俗藝術/表演藝術等)			
Information	[Type= discrete] [Format=numeric] [Range= 1-1] [Missing=*]		
Statistics [NW/ W]	[Valid=21 /-] [Invalid=2077 /-]		
Value	Label	Cases	Percentage
1	傳統藝術(例如：國劇/國樂/民俗藝術/表演藝術等)	21	100.0%
Sysmiss		2077	
Warning: these figures indicate the number of cases found in the data file. They cannot be interpreted as summary statistics of the population of interest.			
# e3.26: E3. 你聽廣播最常聽或最常聽到以下哪幾種類型的節目?(可複選)-資訊科技			
Information	[Type= discrete] [Format=numeric] [Range= 1-1] [Missing=*]		
Statistics [NW/ W]	[Valid=50 /-] [Invalid=2048 /-]		
Value	Label	Cases	Percentage
1	資訊科技	50	100.0%
Sysmiss		2048	
Warning: these figures indicate the number of cases found in the data file. They cannot be interpreted as summary statistics of the population of interest.			
# e3.51: E3. 你聽廣播最常聽或最常聽到以下哪幾種類型的節目?(可複選)-知識(例如：科學新知、生態地理、歷史)			
Information	[Type= discrete] [Format=numeric] [Range= 1-1] [Missing=*]		
Statistics [NW/ W]	[Valid=77 /-] [Invalid=2021 /-]		
Value	Label	Cases	Percentage
1	知識(例如：科學新知、生態地理、歷史)	77	100.0%
Sysmiss		2021	
Warning: these figures indicate the number of cases found in the data file. They cannot be interpreted as summary statistics of the population of interest.			
# e3.29: E3. 你聽廣播最常聽或最常聽到以下哪幾種類型的節目?(可複選)-教學節目			
Information	[Type= discrete] [Format=numeric] [Range= 1-1] [Missing=*]		
Statistics [NW/ W]	[Valid=26 /-] [Invalid=2072 /-]		
Value	Label	Cases	Percentage
1	教學節目	26	100.0%
Sysmiss		2072	
Warning: these figures indicate the number of cases found in the data file. They cannot be interpreted as summary statistics of the population of interest.			

# e3.30: E3. 你聽廣播最常聽或最常聽到以下哪幾種類型的節目?(可複選)-社教節目/政令宣傳/公共事務			
Information		[Type= discrete] [Format=numeric] [Range= 1-1] [Missing=*]	
Statistics [NW/ W]		[Valid=47 /-] [Invalid=2051 /-]	
Value	Label	Cases	Percentage
1	社教節目/政令宣傳/公共事務	47	100.0%
Sysmiss		2051	
Warning: these figures indicate the number of cases found in the data file. They cannot be interpreted as summary statistics of the population of interest.			
# e3.32: E3. 你聽廣播最常聽或最常聽到以下哪幾種類型的節目?(可複選)-求職			
Information		[Type= discrete] [Format=numeric] [Range= 1-1] [Missing=*]	
Statistics [NW/ W]		[Valid=7 /-] [Invalid=2091 /-]	
Value	Label	Cases	Percentage
1	求職	7	100.0%
Sysmiss		2091	
Warning: these figures indicate the number of cases found in the data file. They cannot be interpreted as summary statistics of the population of interest.			
# e3.33: E3. 你聽廣播最常聽或最常聽到以下哪幾種類型的節目?(可複選)-企管行銷			
Information		[Type= discrete] [Format=numeric] [Range= 1-1] [Missing=*]	
Statistics [NW/ W]		[Valid=16 /-] [Invalid=2082 /-]	
Value	Label	Cases	Percentage
1	企管行銷	16	100.0%
Sysmiss		2082	
Warning: these figures indicate the number of cases found in the data file. They cannot be interpreted as summary statistics of the population of interest.			
# e3.88: E3. 你聽廣播最常聽或最常聽到以下哪幾種類型的節目?(可複選)-其他			
Information		[Type= discrete] [Format=numeric] [Range= 88-88] [Missing=*]	
Statistics [NW/ W]		[Valid=0 /-] [Invalid=2098 /-]	
Value	Label	Cases	Percentage
88	其他	0	
Sysmiss		2098	
Warning: these figures indicate the number of cases found in the data file. They cannot be interpreted as summary statistics of the population of interest.			
# e3.88a: E3. 你聽廣播最常聽或最常聽到以下哪幾種類型的節目?(可複選)-其他(請說明)__			
Information		[Type= discrete] [Format=character] [Missing=*]	
Statistics [NW/ W]		[Valid=0 /-] [Invalid=0 /-]	
# f1: F1. 請問你每星期的平常日(週一到週五)平均有幾天會看電視?			
Information		[Type= continuous] [Format=numeric] [Range= 0-5] [Missing=*]	
Statistics [NW/ W]		[Valid=2098 /-] [Invalid=0 /-]	
Value	Label	Cases	Percentage
0	0天(跳答至F3.)	174	100.0%
Warning: these figures indicate the number of cases found in the data file. They cannot be interpreted as summary statistics of the population of interest.			
# f2.1: F2. 在你有看電視的平常日(週一到週五), 你大概一整天會看多久?__時			
Information		[Type= continuous] [Format=numeric] [Range= 0-15] [Missing=*]	
Statistics [NW/ W]		[Valid=1924 /-] [Invalid=174 /-] [Mean=2.641 /-] [StdDev=2.115 /-]	
# f2.2: F2. 在你有看電視的平常日(週一到週五), 你大概一整天會看多久?__分			
Information		[Type= continuous] [Format=numeric] [Range= 0-50] [Missing=*]	

# f2.2: F2. 在你有看電視的平常日(週一到週五)，你大概一整天會看多久?__分			
Statistics [NW/ W]		[Valid=1924 /-] [Invalid=174 /-] [Mean=5.776 /-] [StdDev=11.965 /-]	
# rf2: F2. 在你有看電視的平常日(週一到週五)，你大概一整天會看多久?(總分鐘數)			
Information		[Type= continuous] [Format=numeric] [Range= 5-930] [Missing=*]	
Statistics [NW/ W]		[Valid=1924 /-] [Invalid=174 /-] [Mean=164.227 /-] [StdDev=124.09 /-]	
# rrf2: F2. 在你有看電視的平常日(週一到週五)，你大概一整天會看多久?(分層)			
Information		[Type= discrete] [Format=numeric] [Range= 1-12] [Missing=*]	
Statistics [NW/ W]		[Valid=1924 /-] [Invalid=174 /-]	
Value	Label	Cases	Percentage
1	不到30分鐘	35	<div><div></div></div> 1.8%
2	30分鐘(含)以上不到1小時	128	<div><div></div></div> 6.7%
3	1小時(含)以上不到2小時	449	<div><div></div></div> 23.3%
4	2小時(含)以上不到3小時	496	<div><div></div></div> 25.8%
5	3小時(含)以上不到4小時	354	<div><div></div></div> 18.4%
6	4小時(含)以上不到5小時	173	<div><div></div></div> 9.0%
7	5小時(含)以上不到6小時	134	<div><div></div></div> 7.0%
8	6小時(含)以上不到7小時	55	<div><div></div></div> 2.9%
9	7小時(含)以上不到8小時	30	<div><div></div></div> 1.6%
10	8小時(含)以上不到9小時	34	<div><div></div></div> 1.8%
11	9小時(含)以上不到10小時	2	<div><div></div></div> 0.1%
12	10小時(含)以上	34	<div><div></div></div> 1.8%
Sysmiss		174	
Warning: these figures indicate the number of cases found in the data file. They cannot be interpreted as summary statistics of the population of interest.			
# f3: F3. 請問你每星期的週末(週六、週日)平均有幾天會看電視?			
Information		[Type= continuous] [Format=numeric] [Range= 0-2] [Missing=*]	
Statistics [NW/ W]		[Valid=2098 /-] [Invalid=0 /-]	
Value	Label	Cases	Percentage
0	0天(跳答至F5.)	228	<div><div></div></div> 100.0%
Warning: these figures indicate the number of cases found in the data file. They cannot be interpreted as summary statistics of the population of interest.			
# f4.1: F4. 在你有看電視的週六或週日，你大概一整天會看多久?__時			
Information		[Type= continuous] [Format=numeric] [Range= 0-15] [Missing=*]	
Statistics [NW/ W]		[Valid=1870 /-] [Invalid=228 /-] [Mean=2.995 /-] [StdDev=2.141 /-]	
# f4.2: F4. 在你有看電視的週六或週日，你大概一整天會看多久?__分			
Information		[Type= continuous] [Format=numeric] [Range= 0-50] [Missing=*]	
Statistics [NW/ W]		[Valid=1870 /-] [Invalid=228 /-] [Mean=4.131 /-] [StdDev=10.481 /-]	
# rf4: F4. 在你有看電視的週六或週日，你大概一整天會看多久?(總分鐘數)			
Information		[Type= continuous] [Format=numeric] [Range= 5-900] [Missing=*]	
Statistics [NW/ W]		[Valid=1870 /-] [Invalid=228 /-] [Mean=183.842 /-] [StdDev=126.518 /-]	
# rrf4: F4. 在你有看電視的週六或週日，你大概一整天會看多久?(分層)			
Information		[Type= discrete] [Format=numeric] [Range= 1-12] [Missing=*]	
Statistics [NW/ W]		[Valid=1870 /-] [Invalid=228 /-]	

# rrf4: F4. 在 你有看電視的週六或週日，你大概一整天會看多久?(分層)			
Value	Label	Cases	Percentage
1	不到30分鐘	22	<div><div></div></div> 1.2%
2	30分鐘(含)以上不到1小時	77	<div><div></div></div> 4.1%
3	1小時(含)以上不到2小時	328	<div><div></div></div> 17.5%
4	2小時(含)以上不到3小時	500	<div><div></div></div> 26.7%
5	3小時(含)以上不到4小時	369	<div><div></div></div> 19.7%
6	4小時(含)以上不到5小時	217	<div><div></div></div> 11.6%
7	5小時(含)以上不到6小時	153	<div><div></div></div> 8.2%
8	6小時(含)以上不到7小時	95	<div><div></div></div> 5.1%
9	7小時(含)以上不到8小時	29	<div><div></div></div> 1.6%
10	8小時(含)以上不到9小時	43	<div><div></div></div> 2.3%
11	9小時(含)以上不到10小時	1	<div><div></div></div> 0.1%
12	10小時(含)以上	36	<div><div></div></div> 1.9%
Sysmiss		228	
Warning: these figures indicate the number of cases found in the data file. They cannot be interpreted as summary statistics of the population of interest.			
# f5: F5. 你平均每週有幾天會看電視新聞?			
Information	[Type= continuous] [Format=numeric] [Range= 0-7] [Missing=*]		
Statistics [NW/ W]	[Valid=1981 /-] [Invalid=117 /-]		
Value	Label	Cases	Percentage
0	0天(跳答至F8.)	70	<div><div></div></div> 100.0%
Warning: these figures indicate the number of cases found in the data file. They cannot be interpreted as summary statistics of the population of interest.			
# f6.1: F6. 你如果有看電視新聞的那一天，你大概一整天會看多久?__時			
Information	[Type= continuous] [Format=numeric] [Range= 0-10] [Missing=*]		
Statistics [NW/ W]	[Valid=1911 /-] [Invalid=187 /-] [Mean=0.855 /-] [StdDev=0.999 /-]		
# f6.2: F6. 你如果有看電視新聞的那一天，你大概一整天會看多久?__分			
Information	[Type= continuous] [Format=numeric] [Range= 0-50] [Missing=*]		
Statistics [NW/ W]	[Valid=1911 /-] [Invalid=187 /-] [Mean=12.758 /-] [StdDev=14.551 /-]		
# rf6: F6. 你如果有看電視新聞的那一天，你大概一整天會看多久?(總分鐘數)			
Information	[Type= continuous] [Format=numeric] [Range= 5-600] [Missing=*]		
Statistics [NW/ W]	[Valid=1911 /-] [Invalid=187 /-] [Mean=64.061 /-] [StdDev=52.745 /-]		
# rrf6: F6. 你如果有看電視新聞的那一天，你大概一整天會看多久?(分層)			
Information	[Type= discrete] [Format=numeric] [Range= 1-12] [Missing=*]		
Statistics [NW/ W]	[Valid=1911 /-] [Invalid=187 /-]		
Value	Label	Cases	Percentage
1	不到30分鐘	218	<div><div></div></div> 11.4%
2	30分鐘(含)以上不到1小時	558	<div><div></div></div> 29.2%
3	1小時(含)以上不到2小時	800	<div><div></div></div> 41.9%
4	2小時(含)以上不到3小時	239	<div><div></div></div> 12.5%
5	3小時(含)以上不到4小時	70	<div><div></div></div> 3.7%
6	4小時(含)以上不到5小時	11	<div><div></div></div> 0.6%
7	5小時(含)以上不到6小時	5	<div><div></div></div> 0.3%
8	6小時(含)以上不到7小時	4	<div><div></div></div> 0.2%
9	7小時(含)以上不到8小時	0	

rrf6: F6. 你如果有看電視新聞的那一天，你大概一整天會看多久?(分層)

Value	Label	Cases	Percentage
10	8小時(含)以上不到9小時	3	0.2%
11	9小時(含)以上不到10小時	1	0.1%
12	10小時(含)以上	2	0.1%
Sysmiss		187	

Warning: these figures indicate the number of cases found in the data file. They cannot be interpreted as summary statistics of the population of interest.

17: F7. 你最常看哪一台電視新聞？

Information	[Type= discrete] [Format=numeric] [Range= 1-144] [Missing=*]
Statistics [NW/ W]	[Valid=1911 /-] [Invalid=187 /-]

Value	Label	Cases	Percentage
1	TVBS	351	18.4%
2	民視	285	14.9%
3	三立新聞台	199	10.4%
4	東森新聞台	196	10.3%
5	中天新聞台	202	10.6%
6	年代新聞台	81	4.2%
7	中視	112	5.9%
8	台視	100	5.2%
9	壹電視新聞台	97	5.1%
10	三立台灣台	23	1.2%
11	華視	34	1.8%
12	TVBS-N	45	2.4%
13	民視新聞台	60	3.1%
14	東森綜合台	5	0.3%
15	公共電視	31	1.6%
16	非凡新聞台	14	0.7%
17	三立都會台	5	0.3%
18	東森財經新聞台	14	0.7%
19	大愛	14	0.7%
20	緯來體育台	12	0.6%
21	TVBS歡樂台	1	0.1%
22	非凡商業台	3	0.2%
23	寰宇新聞台	0	
24	八大綜合台	1	0.1%
25	緯來綜合台	2	0.1%
26	CNN	1	0.1%
27	八大第一台	0	
28	中視新聞台	6	0.3%
29	東風衛視	0	
30	好消息	0	
31	ESPN HD	0	
32	民視交通台	0	
33	華視新聞頻道	2	0.1%
34	BBC	0	
35	大愛二台	0	
36	FOX News Channel	1	0.1%
37	全球財經網	0	
38	客家電視	1	0.1%
39	SKY NEWS HD	0	
40	好消息衛星電視	0	
41	原住民族電視	0	
42	大愛電視	1	0.1%
43	華視教育文化	0	

F7: F7. 你最常看哪一台電視新聞？

Value	Label	Cases	Percentage
44	國家地理高畫質頻道	0	
45	國家地理高畫質野生頻道	0	
46	國家地理高畫質悠人頻道	0	
47	Baby TV	0	
48	MY-KIDS TV	0	
49	Disney Junior	0	
50	ELTV英語學習台	2	0.1%
51	龍華動畫	0	
52	Nickelodeon Asia(尼克兒童頻道)	0	
53	靖洋卡通台Nice Bingo	0	
54	靖天卡通台	0	
55	愛爾達綜合台	0	
56	Nice TV	1	0.1%
57	靖天資訊台	0	
58	靖天綜合台	0	
59	靖天日本台	1	0.1%
60	BBC Earth	1	0.1%
61	Smart知識台	0	
62	亞洲綜合台	0	
63	中視經典台	0	
64	亞洲旅遊台	0	
65	寰宇HD綜合	0	
66	美食星球頻道	0	
67	中視菁采台	0	
68	TVB8	0	
69	三立戲劇台	0	
70	台灣戲劇台	0	
71	龍華戲劇	0	
72	龍華偶像	0	
73	愛爾達影劇台	0	
74	靖天戲劇台	0	
75	靖洋戲劇台	0	
76	EYE TV戲劇台	0	
77	人間衛視	0	
78	原住民頻道	0	
79	ESPN	0	
80	衛視體育台	0	
81	?生財經	0	
82	中華財經	1	0.1%
83	運通財經台	1	0.1%
84	財訊財經台	0	
85	SBN財經台	0	
86	華人商業台	0	
87	NHK	0	
88	華視教育頻道	0	

17: F7. 你最常看哪一台電視新聞？

Value	Label	Cases	Percentage
89	中視綜藝台	0	
90	行動電視DiMO	0	
91	民視綜合台FTV	0	
92	HiHD高畫質視播頻道	0	
93	台視財經台	0	
94	台視綜合台	0	
95	華視休閒頻道	0	
96	寰宇新聞二台	0	
97	BBC Lifestyle Channel	0	
98	BBC Knowledge Channel	0	
99	BBC Entertainment Channel	0	
100	tvN	0	
101	Fashion TV	0	
102	WeTV	0	
103	Australia Network	0	
104	TV5MONDE	0	
105	阿里郎電視台	0	
106	Bloomberg TV	0	
107	Deutsche Welle	1	0.1%
108	VTV4台	0	
109	半島電視台	0	
110	CNBC Asia Channel	0	
111	歐洲新聞台	0	
112	德國之聲電視台	0	
113	TFC	0	
114	Channel NewsAsia	0	
115	壹電視綜合台	1	0.1%
116	三立財經商業台	1	0.1%
117	華視新聞資訊台	0	
118	寰宇財經台	0	
119	udn新聞台	0	
120	台灣交通台	1	0.1%
121	美亞電影台	0	
122	龍華電影	0	
123	龍華影劇	0	
124	星衛HD電影台	0	
125	龍華洋片	0	
126	Warner TV	0	
127	靖天映畫	0	
128	Star Movies HD	1	0.1%
129	福斯家庭電影台	0	
130	日舞電影台Sundance Channel	0	
131	DIVA	0	
132	FX	0	
133	FOXCRIME	0	

f7: F7. 你最常看哪一台電視新聞?

Value	Label	Cases	Percentage
134	FOX頻道	0	
135	Universal Channel	0	
136	Syfy	0	
137	AMC	0	
138	龍華經典	0	
139	CatchPlay電影台	0	
140	CinemaWorld	0	
141	Comedy Central Asia	0	
142	EYE TV旅遊台	0	
143	三立綜合台	0	
144	KLT-靖天國際台	0	
Sysmiss		187	

Warning: these figures indicate the number of cases found in the data file. They cannot be interpreted as summary statistics of the population of interest.

f8.1: F8. 最近一個月你最常看下列哪幾種類型的電視節目?(可複選)-社會新聞

Information	[Type= discrete] [Format=numeric] [Range= 1-1] [Missing=*]
Statistics [NW/ W]	[Valid=1509 /-] [Invalid=589 /-]

Value	Label	Cases	Percentage
1	社會新聞	1509	100.0%
Sysmiss		589	

Warning: these figures indicate the number of cases found in the data file. They cannot be interpreted as summary statistics of the population of interest.

f8.2: F8. 最近一個月你最常看下列哪幾種類型的電視節目?(可複選)-國際新聞

Information	[Type= discrete] [Format=numeric] [Range= 1-1] [Missing=*]
Statistics [NW/ W]	[Valid=933 /-] [Invalid=1165 /-]

Value	Label	Cases	Percentage
1	國際新聞	933	100.0%
Sysmiss		1165	

Warning: these figures indicate the number of cases found in the data file. They cannot be interpreted as summary statistics of the population of interest.

f8.3: F8. 最近一個月你最常看下列哪幾種類型的電視節目?(可複選)-氣象

Information	[Type= discrete] [Format=numeric] [Range= 1-1] [Missing=*]
Statistics [NW/ W]	[Valid=1044 /-] [Invalid=1054 /-]

Value	Label	Cases	Percentage
1	氣象	1044	100.0%
Sysmiss		1054	

Warning: these figures indicate the number of cases found in the data file. They cannot be interpreted as summary statistics of the population of interest.

f8.4: F8. 最近一個月你最常看下列哪幾種類型的電視節目?(可複選)-時事評論(包括:政論性談話節目)

Information	[Type= discrete] [Format=numeric] [Range= 1-1] [Missing=*]
Statistics [NW/ W]	[Valid=569 /-] [Invalid=1529 /-]

Value	Label	Cases	Percentage
1	時事評論(包括:政論性談話節目)	569	100.0%
Sysmiss		1529	

Warning: these figures indicate the number of cases found in the data file. They cannot be interpreted as summary statistics of the population of interest.

# f8.5: F8. 最近一個月你最常看下列哪幾種類型的電視節目?(可複選)-交通服務			
Information	[Type= discrete] [Format=numeric] [Range= 1-1] [Missing=*]		
Statistics [NW/ W]	[Valid=315 /-] [Invalid=1783 /-]		
Value	Label	Cases	Percentage
1	交通服務	315	100.0%
Sysmiss		1783	
Warning: these figures indicate the number of cases found in the data file. They cannot be interpreted as summary statistics of the population of interest.			
# f8.36: F8. 最近一個月你最常看下列哪幾種類型的電視節目?(可複選)-政治新聞			
Information	[Type= discrete] [Format=numeric] [Range= 1-1] [Missing=*]		
Statistics [NW/ W]	[Valid=660 /-] [Invalid=1438 /-]		
Value	Label	Cases	Percentage
1	政治新聞	660	100.0%
Sysmiss		1438	
Warning: these figures indicate the number of cases found in the data file. They cannot be interpreted as summary statistics of the population of interest.			
# f8.47: F8. 最近一個月你最常看下列哪幾種類型的電視節目?(可複選)-即時新聞			
Information	[Type= discrete] [Format=numeric] [Range= 1-1] [Missing=*]		
Statistics [NW/ W]	[Valid=1125 /-] [Invalid=973 /-]		
Value	Label	Cases	Percentage
1	即時新聞	1125	100.0%
Sysmiss		973	
Warning: these figures indicate the number of cases found in the data file. They cannot be interpreted as summary statistics of the population of interest.			
# f8.48: F8. 最近一個月你最常看下列哪幾種類型的電視節目?(可複選)-體育新聞			
Information	[Type= discrete] [Format=numeric] [Range= 1-1] [Missing=*]		
Statistics [NW/ W]	[Valid=435 /-] [Invalid=1663 /-]		
Value	Label	Cases	Percentage
1	體育新聞	435	100.0%
Sysmiss		1663	
Warning: these figures indicate the number of cases found in the data file. They cannot be interpreted as summary statistics of the population of interest.			
# f8.6: F8. 最近一個月你最常看下列哪幾種類型的電視節目?(可複選)-消費購物			
Information	[Type= discrete] [Format=numeric] [Range= 1-1] [Missing=*]		
Statistics [NW/ W]	[Valid=238 /-] [Invalid=1860 /-]		
Value	Label	Cases	Percentage
1	消費購物	238	100.0%
Sysmiss		1860	
Warning: these figures indicate the number of cases found in the data file. They cannot be interpreted as summary statistics of the population of interest.			
# f8.7: F8. 最近一個月你最常看下列哪幾種類型的電視節目?(可複選)-觀光旅遊			
Information	[Type= discrete] [Format=numeric] [Range= 1-1] [Missing=*]		
Statistics [NW/ W]	[Valid=590 /-] [Invalid=1508 /-]		
Value	Label	Cases	Percentage
1	觀光旅遊	590	100.0%
Sysmiss		1508	
Warning: these figures indicate the number of cases found in the data file. They cannot be interpreted as summary statistics of the population of interest.			

# f8.8: F8. 最近一個月你最常看下列哪幾種類型的電視節目?(可複選)-財經股市			
Information	[Type= discrete] [Format=numeric] [Range= 1-1] [Missing=*]		
Statistics [NW/ W]	[Valid=294 -] [Invalid=1804 -]		
Value	Label	Cases	Percentage
1	財經股市	294	100.0%
Sysmiss		1804	
Warning: these figures indicate the number of cases found in the data file. They cannot be interpreted as summary statistics of the population of interest.			
# f8.9: F8. 最近一個月你最常看下列哪幾種類型的電視節目?(可複選)-美食			
Information	[Type= discrete] [Format=numeric] [Range= 1-1] [Missing=*]		
Statistics [NW/ W]	[Valid=600 -] [Invalid=1498 -]		
Value	Label	Cases	Percentage
1	美食	600	100.0%
Sysmiss		1498	
Warning: these figures indicate the number of cases found in the data file. They cannot be interpreted as summary statistics of the population of interest.			
# f8.10: F8. 最近一個月你最常看下列哪幾種類型的電視節目?(可複選)-影視娛樂(例如：實境秀)			
Information	[Type= discrete] [Format=numeric] [Range= 1-1] [Missing=*]		
Statistics [NW/ W]	[Valid=335 -] [Invalid=1763 -]		
Value	Label	Cases	Percentage
1	影視娛樂(例如：實境秀)	335	100.0%
Sysmiss		1763	
Warning: these figures indicate the number of cases found in the data file. They cannot be interpreted as summary statistics of the population of interest.			
# f8.11: F8. 最近一個月你最常看下列哪幾種類型的電視節目?(可複選)-綜藝(包括：主持人來賓訪談)			
Information	[Type= discrete] [Format=numeric] [Range= 1-1] [Missing=*]		
Statistics [NW/ W]	[Valid=798 -] [Invalid=1300 -]		
Value	Label	Cases	Percentage
1	綜藝(包括：主持人來賓訪談)	798	100.0%
Sysmiss		1300	
Warning: these figures indicate the number of cases found in the data file. They cannot be interpreted as summary statistics of the population of interest.			
# f8.12: F8. 最近一個月你最常看下列哪幾種類型的電視節目?(可複選)-音樂歌唱			
Information	[Type= discrete] [Format=numeric] [Range= 1-1] [Missing=*]		
Statistics [NW/ W]	[Valid=445 -] [Invalid=1653 -]		
Value	Label	Cases	Percentage
1	音樂歌唱	445	100.0%
Sysmiss		1653	
Warning: these figures indicate the number of cases found in the data file. They cannot be interpreted as summary statistics of the population of interest.			
# f8.13: F8. 最近一個月你最常看下列哪幾種類型的電視節目?(可複選)-戲劇(例如：單元劇、連劇劇等)			
Information	[Type= discrete] [Format=numeric] [Range= 1-1] [Missing=*]		
Statistics [NW/ W]	[Valid=890 -] [Invalid=1208 -]		
Value	Label	Cases	Percentage
1	戲劇(例如：單元劇、連劇劇等)	890	100.0%
Sysmiss		1208	
Warning: these figures indicate the number of cases found in the data file. They cannot be interpreted as summary statistics of the population of interest.			

# f8.14: F8. 最近一個月你最常看下列哪幾種類型的電視節目?(可複選) - 益智競賽			
Information		[Type= discrete] [Format=numeric] [Range= 1-1] [Missing=*]	
Statistics [NW/ W]		[Valid=97 -/] [Invalid=2001 -/]	
Value	Label	Cases	Percentage
1	益智競賽	97	100.0%
Sysmiss		2001	
Warning: these figures indicate the number of cases found in the data file. They cannot be interpreted as summary statistics of the population of interest.			
# f8.15: F8. 最近一個月你最常看下列哪幾種類型的電視節目?(可複選) - 電影			
Information		[Type= discrete] [Format=numeric] [Range= 1-1] [Missing=*]	
Statistics [NW/ W]		[Valid=558 -/] [Invalid=1540 -/]	
Value	Label	Cases	Percentage
1	電影	558	100.0%
Sysmiss		1540	
Warning: these figures indicate the number of cases found in the data file. They cannot be interpreted as summary statistics of the population of interest.			
# f8.37: F8. 最近一個月你最常看下列哪幾種類型的電視節目?(可複選) - 影集			
Information		[Type= discrete] [Format=numeric] [Range= 1-1] [Missing=*]	
Statistics [NW/ W]		[Valid=236 -/] [Invalid=1862 -/]	
Value	Label	Cases	Percentage
1	影集	236	100.0%
Sysmiss		1862	
Warning: these figures indicate the number of cases found in the data file. They cannot be interpreted as summary statistics of the population of interest.			
# f8.55: F8. 最近一個月你最常看下列哪幾種類型的電視節目?(可複選) - 舞蹈			
Information		[Type= discrete] [Format=numeric] [Range= 1-1] [Missing=*]	
Statistics [NW/ W]		[Valid=39 -/] [Invalid=2059 -/]	
Value	Label	Cases	Percentage
1	舞蹈	39	100.0%
Sysmiss		2059	
Warning: these figures indicate the number of cases found in the data file. They cannot be interpreted as summary statistics of the population of interest.			
# f8.16: F8. 最近一個月你最常看下列哪幾種類型的電視節目?(可複選) - 家庭生活(例如：婚姻關係、親子關係、煮菜、家庭裝潢)			
Information		[Type= discrete] [Format=numeric] [Range= 1-1] [Missing=*]	
Statistics [NW/ W]		[Valid=394 -/] [Invalid=1704 -/]	
Value	Label	Cases	Percentage
1	家庭生活(例如：婚姻關係、親子關係、煮菜、家庭裝潢)	394	100.0%
Sysmiss		1704	
Warning: these figures indicate the number of cases found in the data file. They cannot be interpreted as summary statistics of the population of interest.			
# f8.17: F8. 最近一個月你最常看下列哪幾種類型的電視節目?(可複選) - 卡通、兒童節目			
Information		[Type= discrete] [Format=numeric] [Range= 1-1] [Missing=*]	
Statistics [NW/ W]		[Valid=209 -/] [Invalid=1889 -/]	
Value	Label	Cases	Percentage
1	卡通、兒童節目	209	100.0%
Sysmiss		1889	
Warning: these figures indicate the number of cases found in the data file. They cannot be interpreted as summary statistics of the population of interest.			

# f8.18: F8. 最近一個月你最常看下列哪幾種類型的電視節目?(可複選)-體育節目			
Information		[Type= discrete] [Format=numeric] [Range= 1-1] [Missing=*]	
Statistics [NW/ W]		[Valid=239 /-] [Invalid=1859 /-]	
Value	Label	Cases	Percentage
1	體育節目	239	<div></div> 100.0%
Sysmiss		1859	
Warning: these figures indicate the number of cases found in the data file. They cannot be interpreted as summary statistics of the population of interest.			
# f8.19: F8. 最近一個月你最常看下列哪幾種類型的電視節目?(可複選)-醫療衛生保健			
Information		[Type= discrete] [Format=numeric] [Range= 1-1] [Missing=*]	
Statistics [NW/ W]		[Valid=533 /-] [Invalid=1565 /-]	
Value	Label	Cases	Percentage
1	醫療衛生保健	533	<div></div> 100.0%
Sysmiss		1565	
Warning: these figures indicate the number of cases found in the data file. They cannot be interpreted as summary statistics of the population of interest.			
# f8.20: F8. 最近一個月你最常看下列哪幾種類型的電視節目?(可複選)-藝術文化			
Information		[Type= discrete] [Format=numeric] [Range= 1-1] [Missing=*]	
Statistics [NW/ W]		[Valid=137 /-] [Invalid=1961 /-]	
Value	Label	Cases	Percentage
1	藝術文化	137	<div></div> 100.0%
Sysmiss		1961	
Warning: these figures indicate the number of cases found in the data file. They cannot be interpreted as summary statistics of the population of interest.			
# f8.21: F8. 最近一個月你最常看下列哪幾種類型的電視節目?(可複選)-文學小說			
Information		[Type= discrete] [Format=numeric] [Range= 1-1] [Missing=*]	
Statistics [NW/ W]		[Valid=27 /-] [Invalid=2071 /-]	
Value	Label	Cases	Percentage
1	文學小說	27	<div></div> 100.0%
Sysmiss		2071	
Warning: these figures indicate the number of cases found in the data file. They cannot be interpreted as summary statistics of the population of interest.			
# f8.22: F8. 最近一個月你最常看下列哪幾種類型的電視節目?(可複選)-宗教			
Information		[Type= discrete] [Format=numeric] [Range= 1-1] [Missing=*]	
Statistics [NW/ W]		[Valid=113 /-] [Invalid=1985 /-]	
Value	Label	Cases	Percentage
1	宗教	113	<div></div> 100.0%
Sysmiss		1985	
Warning: these figures indicate the number of cases found in the data file. They cannot be interpreted as summary statistics of the population of interest.			
# f8.23: F8. 最近一個月你最常看下列哪幾種類型的電視節目?(可複選)-命理、風水、占卜			
Information		[Type= discrete] [Format=numeric] [Range= 1-1] [Missing=*]	
Statistics [NW/ W]		[Valid=89 /-] [Invalid=2009 /-]	
Value	Label	Cases	Percentage
1	命理、風水、占卜	89	<div></div> 100.0%
Sysmiss		2009	
Warning: these figures indicate the number of cases found in the data file. They cannot be interpreted as summary statistics of the population of interest.			

# f8.24: F8. 最近一個月你最常看下列哪幾種類型的電視節目?(可複選)-古典音樂			
Information	[Type= discrete] [Format=numeric] [Range= 1-1] [Missing=*]		
Statistics [NW/ W]	[Valid=58 /-] [Invalid=2040 /-]		
Value	Label	Cases	Percentage
1	古典音樂	58	100.0%
Sysmiss		2040	
Warning: these figures indicate the number of cases found in the data file. They cannot be interpreted as summary statistics of the population of interest.			
# f8.25: F8. 最近一個月你最常看下列哪幾種類型的電視節目?(可複選)-傳統藝術(例如：國劇/國樂/民俗藝術/表演藝術等)			
Information	[Type= discrete] [Format=numeric] [Range= 1-1] [Missing=*]		
Statistics [NW/ W]	[Valid=82 /-] [Invalid=2016 /-]		
Value	Label	Cases	Percentage
1	傳統藝術(例如：國劇/國樂/民俗藝術/表演藝術等)	82	100.0%
Sysmiss		2016	
Warning: these figures indicate the number of cases found in the data file. They cannot be interpreted as summary statistics of the population of interest.			
# f8.26: F8. 最近一個月你最常看下列哪幾種類型的電視節目?(可複選)-資訊科技			
Information	[Type= discrete] [Format=numeric] [Range= 1-1] [Missing=*]		
Statistics [NW/ W]	[Valid=151 /-] [Invalid=1947 /-]		
Value	Label	Cases	Percentage
1	資訊科技	151	100.0%
Sysmiss		1947	
Warning: these figures indicate the number of cases found in the data file. They cannot be interpreted as summary statistics of the population of interest.			
# f8.51: F8. 最近一個月你最常看下列哪幾種類型的電視節目?(可複選)-知識(例如：科學新知、生態地理、歷史)			
Information	[Type= discrete] [Format=numeric] [Range= 1-1] [Missing=*]		
Statistics [NW/ W]	[Valid=367 /-] [Invalid=1731 /-]		
Value	Label	Cases	Percentage
1	知識(例如：科學新知、生態地理、歷史)	367	100.0%
Sysmiss		1731	
Warning: these figures indicate the number of cases found in the data file. They cannot be interpreted as summary statistics of the population of interest.			
# f8.28: F8. 最近一個月你最常看下列哪幾種類型的電視節目?(可複選)-學術或思想			
Information	[Type= discrete] [Format=numeric] [Range= 1-1] [Missing=*]		
Statistics [NW/ W]	[Valid=64 /-] [Invalid=2034 /-]		
Value	Label	Cases	Percentage
1	學術或思想	64	100.0%
Sysmiss		2034	
Warning: these figures indicate the number of cases found in the data file. They cannot be interpreted as summary statistics of the population of interest.			
# f8.29: F8. 最近一個月你最常看下列哪幾種類型的電視節目?(可複選)-教學節目			
Information	[Type= discrete] [Format=numeric] [Range= 1-1] [Missing=*]		
Statistics [NW/ W]	[Valid=75 /-] [Invalid=2023 /-]		
Value	Label	Cases	Percentage
1	教學節目	75	100.0%
Sysmiss		2023	
Warning: these figures indicate the number of cases found in the data file. They cannot be interpreted as summary statistics of the population of interest.			

# f8.30: F8. 最近一個月你最常看下列哪幾種類型的電視節目?(可複選)-社教節目/政令宣傳/公共事務			
Information		[Type= discrete] [Format=numeric] [Range= 1-1] [Missing=*]	
Statistics [NW/ W]		[Valid=61 /-] [Invalid=2037 /-]	
Value	Label	Cases	Percentage
1	社教節目/政令宣傳/公共事務	61	<div><div></div></div> 100.0%
Sysmiss		2037	
Warning: these figures indicate the number of cases found in the data file. They cannot be interpreted as summary statistics of the population of interest.			
# f8.31: F8. 最近一個月你最常看下列哪幾種類型的電視節目?(可複選)-法令服務			
Information		[Type= discrete] [Format=numeric] [Range= 1-1] [Missing=*]	
Statistics [NW/ W]		[Valid=30 /-] [Invalid=2068 /-]	
Value	Label	Cases	Percentage
1	法令服務	30	<div><div></div></div> 100.0%
Sysmiss		2068	
Warning: these figures indicate the number of cases found in the data file. They cannot be interpreted as summary statistics of the population of interest.			
# f8.32: F8. 最近一個月你最常看下列哪幾種類型的電視節目?(可複選)-求職			
Information		[Type= discrete] [Format=numeric] [Range= 1-1] [Missing=*]	
Statistics [NW/ W]		[Valid=12 /-] [Invalid=2086 /-]	
Value	Label	Cases	Percentage
1	求職	12	<div><div></div></div> 100.0%
Sysmiss		2086	
Warning: these figures indicate the number of cases found in the data file. They cannot be interpreted as summary statistics of the population of interest.			
# f8.33: F8. 最近一個月你最常看下列哪幾種類型的電視節目?(可複選)-企管行銷			
Information		[Type= discrete] [Format=numeric] [Range= 1-1] [Missing=*]	
Statistics [NW/ W]		[Valid=29 /-] [Invalid=2069 /-]	
Value	Label	Cases	Percentage
1	企管行銷	29	<div><div></div></div> 100.0%
Sysmiss		2069	
Warning: these figures indicate the number of cases found in the data file. They cannot be interpreted as summary statistics of the population of interest.			
# f8.88: F8. 最近一個月你最常看下列哪幾種類型的電視節目?(可複選)-其他			
Information		[Type= discrete] [Format=numeric] [Range= 1-1] [Missing=*]	
Statistics [NW/ W]		[Valid=0 /-] [Invalid=2098 /-]	
Value	Label	Cases	Percentage
1	其他	0	
Sysmiss		2098	
Warning: these figures indicate the number of cases found in the data file. They cannot be interpreted as summary statistics of the population of interest.			
# f8.88a: F8. 最近一個月你最常看下列哪幾種類型的電視節目?(可複選)-其他(請說明)__			
Information		[Type= discrete] [Format=character] [Missing=*]	
Statistics [NW/ W]		[Valid=0 /-] [Invalid=0 /-]	
# f9: F9. 請問你平均每週有幾天透過網路隨選視訊平台看影片?(B1.回答2者, 不需回答此題)			
Information		[Type= continuous] [Format=numeric] [Range= 0-7] [Missing=*]	
Statistics [NW/ W]		[Valid=1603 /-] [Invalid=495 /-]	













# f9: F9. 請問你平均每週有幾天透過網路隨選視訊平台看影片(B1. 回答 2 者, 不需回答此題)			
Value	Label	Cases	Percentage
0	0天(跳答至G1.)	1112	100.0%
Warning: these figures indicate the number of cases found in the data file. They cannot be interpreted as summary statistics of the population of interest.			
# f10.1: F10. 在你有透過網路隨選視訊平台看影片(例如：愛奇藝、Netflix、Line TV)的那一天，你大概一整天會看多久?__時(B1. 回答 2 者, 不需回答此題)			
Information	[Type= continuous] [Format=numeric] [Range= 0-10] [Missing=*]		
Statistics [NW/ W]	[Valid=491 /-] [Invalid=1607 /-] [Mean=1.835 /-] [StdDev=1.616 /-]		
# f10.2: F10. 在你有透過網路隨選視訊平台看影片(例如：愛奇藝、Netflix、Line TV)的那一天，你大概一整天會看多久?__分(B1. 回答 2 者, 不需回答此題)			
Information	[Type= continuous] [Format=numeric] [Range= 0-51] [Missing=*]		
Statistics [NW/ W]	[Valid=491 /-] [Invalid=1607 /-] [Mean=7.008 /-] [StdDev=12.994 /-]		
# rf10: F10. 在你有透過網路隨選視訊平台看影片(例如：愛奇藝、Netflix、Line TV)的那一天，你大概一整天會看多久?(總分鐘數)(B1. 回答 2 者, 不需回答此題)			
Information	[Type= continuous] [Format=numeric] [Range= 5-600] [Missing=*]		
Statistics [NW/ W]	[Valid=491 /-] [Invalid=1607 /-] [Mean=117.11 /-] [StdDev=92.972 /-]		
# rrf10: F10. 在你有透過網路隨選視訊平台看影片(例如：愛奇藝、Netflix、Line TV)的那一天，你大概一整天會看多久?(分層)(B1. 回答 2 者, 不需回答此題)			
Information	[Type= discrete] [Format=numeric] [Range= 1-12] [Missing=*]		
Statistics [NW/ W]	[Valid=491 /-] [Invalid=1607 /-]		
Value	Label	Cases	Percentage
1	不到30分鐘	27	5.5%
2	30分鐘(含)以上不到1小時	47	9.6%
3	1小時(含)以上不到2小時	162	33.0%
4	2小時(含)以上不到3小時	152	31.0%
5	3小時(含)以上不到4小時	55	11.2%
6	4小時(含)以上不到5小時	17	3.5%
7	5小時(含)以上不到6小時	9	1.8%
8	6小時(含)以上不到7小時	12	2.4%
9	7小時(含)以上不到8小時	3	0.6%
10	8小時(含)以上不到9小時	3	0.6%
11	9小時(含)以上不到10小時	0	
12	10小時(含)以上	4	0.8%
Sysmiss		1607	
Warning: these figures indicate the number of cases found in the data file. They cannot be interpreted as summary statistics of the population of interest.			
# g1: G1. 請問你每週平均有幾天會透過電腦上網(不含手機、平板上網只算你上網時眼睛看螢幕的時間)?(B1. 回答 2 者, 不需回答此題組)(G1. 答 0 者, 不需此題)			
Information	[Type= continuous] [Format=numeric] [Range= 0-7] [Missing=*]		
Statistics [NW/ W]	[Valid=1603 /-] [Invalid=495 /-]		
Value	Label	Cases	Percentage
0	0天	534	100.0%
Warning: these figures indicate the number of cases found in the data file. They cannot be interpreted as summary statistics of the population of interest.			

# g2: G2. 請問你每週平均有幾天會透過平板上網(只算你上網時眼睛看螢幕的時間)?(B1. 回答 2 者, 不需回答此題組)(G2. 答 0 者, 不需此題)	
Information	[Type= continuous] [Format=numeric] [Range= 0-7] [Missing=*]
Statistics [NW/ W]	[Valid=1603 /-] [Invalid=495 /-] [Mean=1.394 /-] [StdDev=2.606 /-]
# g3: G3. 請問你每週平均有幾天會透過手機上網(只算你上網時眼睛看螢幕的時間)?(B1. 回答 2 者, 不需回答此題組)(G3. 答 0 者, 不需此題)	
Information	[Type= continuous] [Format=numeric] [Range= 0-7] [Missing=*]
Statistics [NW/ W]	[Valid=1603 /-] [Invalid=495 /-] [Mean=6.354 /-] [StdDev=1.83 /-]
# g4.1.1: G4.1.1. 你每天利用電腦上網工作、學習的時間有多久?(B1. 回答 2 者, 不需回答此題組)(G1. 答 0 者, 不需此題)	
Information	[Type= continuous] [Format=numeric] [Range= 0-720] [Missing=*]
Statistics [NW/ W]	[Valid=1069 /-] [Invalid=1029 /-] [Mean=186.698 /-] [StdDev=187.069 /-]

rg4.1.1: G4.1.1. 你每天利用電腦上網工作、學習的時間有多久?(分層)(**B1.**回答**2**者, 不需回答此題組)(**G1.**答**0**者, 不需此題)

Information	[Type= discrete] [Format=numeric] [Range= 1-12] [Missing=*]
--------------------	---

Statistics [NW/ W]	[Valid=1069 /-] [Invalid=1029 /-]
---------------------------	-----------------------------------

Value	Label	Cases	Percentage
1	沒有使用	246	 23.0%
2	不到1小時	73	 6.8%
3	1小時(含)以上不到2小時	139	 13.0%
4	2小時(含)以上不到3小時	123	 11.5%
5	3小時(含)以上不到4小時	103	 9.6%
6	4小時(含)以上不到5小時	74	 6.9%
7	5小時(含)以上不到6小時	74	 6.9%
8	6小時(含)以上不到7小時	61	 5.7%
9	7小時(含)以上不到8小時	16	 1.5%
10	8小時(含)以上不到9小時	100	 9.4%
11	9小時(含)以上不到10小時	17	 1.6%
12	10小時(含)以上	43	 4.0%
Sysmiss		1029	

Warning: these figures indicate the number of cases found in the data file. They cannot be interpreted as summary statistics of the population of interest.

g4.1.2: G4.1.2. 扣除工作與學習的上網時間後, 你平均每天使用電腦上網娛樂與休閒的時間大約有多久?(**B1.**回答**2**者, 不需回答此題組)(**G1.**答**0**者, 不需此題)












Information	[Type= continuous] [Format=numeric] [Range= 0-720] [Missing=*]
--------------------	--

Statistics [NW/ W]	[Valid=1069 /-] [Invalid=1029 /-] [Mean=107.313 /-] [StdDev=106.324 /-]
---------------------------	---

rg4.1.2: G4.1.2. 扣除工作與學習的上網時間後, 你平均每天使用電腦上網娛樂與休閒的時間大約有多久?(分層)(**B1.**回答**2**者, 不需回答此題組)(**G1.**答**0**者, 不需此題)

Information	[Type= discrete] [Format=numeric] [Range= 1-12] [Missing=*]
--------------------	---

Statistics [NW/ W]	[Valid=1069 /-] [Invalid=1029 /-]
---------------------------	-----------------------------------

Value	Label	Cases	Percentage
1	沒有使用	177	 16.6%
2	不到1小時	107	 10.0%
3	1小時(含)以上不到2小時	297	 27.8%
4	2小時(含)以上不到3小時	246	 23.0%
5	3小時(含)以上不到4小時	110	 10.3%
6	4小時(含)以上不到5小時	51	 4.8%
7	5小時(含)以上不到6小時	32	 3.0%
8	6小時(含)以上不到7小時	24	 2.2%
9	7小時(含)以上不到8小時	11	 1.0%
10	8小時(含)以上不到9小時	6	 0.6%
11	9小時(含)以上不到10小時	0	
12	10小時(含)以上	8	 0.7%
Sysmiss		1029	

Warning: these figures indicate the number of cases found in the data file. They cannot be interpreted as summary statistics of the population of interest.

g4.2.1: G4.2.1. 你每天利用平板上網工作、學習的時間有多久?(**B1.**回答**2**者, 不需回答此題組)(**G2.**答**0**者, 不需此題)

Information	[Type= continuous] [Format=numeric] [Range= 0-720] [Missing=*]
--------------------	--

# g4.2.1: G4.2.1. 你每天利用平板上網工作、學習的時間有多久?(B1.回答2者，不需回答此題組)(G2.答0者，不需此題)			
Statistics [NW/ W]		[Valid=428 -] [Invalid=1670 -] [Mean=54.054 -] [StdDev=90.225 -]	
# rg4.2.1: G4.2.1. 你每天利用平板上網工作、學習的時間有多久?(分層)(B1.回答2者，不需回答此題組)(G2.答0者，不需此題)			
Information		[Type= discrete] [Format=numeric] [Range= 1-12] [Missing=*]	
Statistics [NW/ W]		[Valid=428 -] [Invalid=1670 -]	
Value	Label	Cases	Percentage
1	沒有使用	213	49.8%
2	不到1小時	44	10.3%
3	1小時(含)以上不到2小時	89	20.8%
4	2小時(含)以上不到3小時	43	10.0%
5	3小時(含)以上不到4小時	15	3.5%
6	4小時(含)以上不到5小時	8	1.9%
7	5小時(含)以上不到6小時	9	2.1%
8	6小時(含)以上不到7小時	2	0.5%
9	7小時(含)以上不到8小時	1	0.2%
10	8小時(含)以上不到9小時	2	0.5%
11	9小時(含)以上不到10小時	0	
12	10小時(含)以上	2	0.5%
Sysmiss		1670	
Warning: these figures indicate the number of cases found in the data file. They cannot be interpreted as summary statistics of the population of interest.			
# g4.2.2: G4.2.2. 扣除工作與學習的上網時間後，你平均每天使用平板上網娛樂與休閒的時間大約有多久?(B1.回答2者，不需回答此題組)(G2.答0者，不需此題)			
Information		[Type= continuous] [Format=numeric] [Range= 0-420] [Missing=*]	
Statistics [NW/ W]		[Valid=428 -] [Invalid=1670 -] [Mean=92.386 -] [StdDev=76.272 -]	
# rg4.2.2: G4.2.2. 扣除工作與學習的上網時間後，你平均每天使用平板上網娛樂與休閒的時間大約有多久?(分層)(B1.回答2者，不需回答此題組)(G2.答0者，不需此題)			
Information		[Type= discrete] [Format=numeric] [Range= 1-12] [Missing=*]	
Statistics [NW/ W]		[Valid=428 -] [Invalid=1670 -]	
Value	Label	Cases	Percentage
1	沒有使用	34	7.9%
2	不到1小時	65	15.2%
3	1小時(含)以上不到2小時	182	42.5%
4	2小時(含)以上不到3小時	85	19.9%
5	3小時(含)以上不到4小時	27	6.3%
6	4小時(含)以上不到5小時	15	3.5%
7	5小時(含)以上不到6小時	13	3.0%
8	6小時(含)以上不到7小時	6	1.4%
9	7小時(含)以上不到8小時	1	0.2%
10	8小時(含)以上不到9小時	0	
11	9小時(含)以上不到10小時	0	
12	10小時(含)以上	0	
Sysmiss		1670	
Warning: these figures indicate the number of cases found in the data file. They cannot be interpreted as summary statistics of the population of interest.			

g4.3.1: G4.3.1. 你每天利用手機上網工作、學習的時間有多久?(**B1.**回答**2**者，不需回答此題組)(**G3.**答**0**者，不需此題)

Information	[Type= continuous] [Format=numeric] [Range= 0-600] [Missing=*]
--------------------	--

Statistics [NW/ W]	[Valid=1519 /-] [Invalid=579 /-] [Mean=58.227 /-] [StdDev=99.211 /-]
---------------------------	--

rg4.3.1: G4.3.1. 你每天利用手機上網工作、學習的時間有多久?(分層)(**B1.**回答**2**者，不需回答此題組)(**G3.**答**0**者，不需此題)

Information	[Type= discrete] [Format=numeric] [Range= 1-12] [Missing=*]
--------------------	---

Statistics [NW/ W]	[Valid=1519 /-] [Invalid=579 /-]
---------------------------	----------------------------------

Value	Label	Cases	Percentage
1	沒有使用	730	48.1%
2	不到1小時	175	11.5%
3	1小時(含)以上不到2小時	326	21.5%
4	2小時(含)以上不到3小時	125	8.2%
5	3小時(含)以上不到4小時	49	3.2%
6	4小時(含)以上不到5小時	40	2.6%
7	5小時(含)以上不到6小時	31	2.0%
8	6小時(含)以上不到7小時	13	0.9%
9	7小時(含)以上不到8小時	4	0.3%
10	8小時(含)以上不到9小時	14	0.9%
11	9小時(含)以上不到10小時	1	0.1%
12	10小時(含)以上	11	0.7%
Sysmiss		579	

Warning: these figures indicate the number of cases found in the data file. They cannot be interpreted as summary statistics of the population of interest.

g4.3.2: G4.3.2. 扣除工作與學習的上網時間後，你平均每天使用手機上網娛樂與休閒的時間大約有多久?(**B1.**回答**2**者，不需回答此題組)(**G3.**答**0**者，不需此題)

Information	[Type= continuous] [Format=numeric] [Range= 0-720] [Missing=*]
--------------------	--

Statistics [NW/ W]	[Valid=1519 /-] [Invalid=579 /-] [Mean=124.766 /-] [StdDev=102.166 /-]
---------------------------	--

rg4.3.2: G4.3.2. 扣除工作與學習的上網時間後，你平均每天使用手機上網娛樂與休閒的時間大約有多久?(分層)(**B1.**回答**2**者，不需回答此題組)(**G3.**答**0**者，不需此題)

Information	[Type= discrete] [Format=numeric] [Range= 1-12] [Missing=*]
--------------------	---

Statistics [NW/ W]	[Valid=1519 /-] [Invalid=579 /-]
---------------------------	----------------------------------

Value	Label	Cases	Percentage
1	沒有使用	64	4.2%
2	不到1小時	243	16.0%
3	1小時(含)以上不到2小時	359	23.6%
4	2小時(含)以上不到3小時	420	27.6%
5	3小時(含)以上不到4小時	199	13.1%
6	4小時(含)以上不到5小時	102	6.7%
7	5小時(含)以上不到6小時	77	5.1%
8	6小時(含)以上不到7小時	20	1.3%
9	7小時(含)以上不到8小時	8	0.5%
10	8小時(含)以上不到9小時	17	1.1%
11	9小時(含)以上不到10小時	0	
12	10小時(含)以上	10	0.7%
Sysmiss		579	

# rg4.3.2: G4.3.2. 扣除工作與學習的上網時間後，你平均每天使用手機上網娛樂與休閒的時間大約有多久?(分層)(B1.回答2者，不需回答此題組)(G3.答0者，不需此題)			
<i>Warning: these figures indicate the number of cases found in the data file. They cannot be interpreted as summary statistics of the population of interest.</i>			
# g5.1: G5.1. 你多常上網收發電子郵件(E-mail)?(B1.回答2者，不需回答此題組)			
Information	[Type= discrete] [Format=numeric] [Range= 1-4] [Missing=*]		
Statistics [NW/ W]	[Valid=1603 /-] [Invalid=495 /-]		
Value	Label	Cases	Percentage
1	從來沒有	433	27.0%
2	很少	357	22.3%
3	有時	275	17.2%
4	經常	538	33.6%
Sysmiss		495	
<i>Warning: these figures indicate the number of cases found in the data file. They cannot be interpreted as summary statistics of the population of interest.</i>			
# g5.2: G2.2. 你多常上網蒐尋、瀏覽資訊?(B1.回答2者，不需回答此題組)			
Information	[Type= discrete] [Format=numeric] [Range= 1-4] [Missing=*]		
Statistics [NW/ W]	[Valid=1603 /-] [Invalid=495 /-]		
Value	Label	Cases	Percentage
1	從來沒有	147	9.2%
2	很少	203	12.7%
3	有時	454	28.3%
4	經常	799	49.8%
Sysmiss		495	
<i>Warning: these figures indicate the number of cases found in the data file. They cannot be interpreted as summary statistics of the population of interest.</i>			
# g5.3: G5.3. 你多常上網使用雲端傳輸資料?(例如：Dropbox、Google Drive雲端硬碟、Sugersync、OneDrive、Box.NET)?(B1.回答2者，不需回答此題組)			
Information	[Type= discrete] [Format=numeric] [Range= 1-4] [Missing=*]		
Statistics [NW/ W]	[Valid=1603 /-] [Invalid=495 /-]		
Value	Label	Cases	Percentage
1	從來沒有	695	43.4%
2	很少	329	20.5%
3	有時	265	16.5%
4	經常	314	19.6%
Sysmiss		495	
<i>Warning: these figures indicate the number of cases found in the data file. They cannot be interpreted as summary statistics of the population of interest.</i>			
# g5.4: G5.4. 你多常上網看網路影音/影片或電視節目?(B1.回答2者，不需回答此題組)			
Information	[Type= discrete] [Format=numeric] [Range= 1-4] [Missing=*]		
Statistics [NW/ W]	[Valid=1603 /-] [Invalid=495 /-]		
Value	Label	Cases	Percentage
1	從來沒有	413	25.8%
2	很少	318	19.8%
3	有時	362	22.6%
4	經常	510	31.8%
Sysmiss		495	
<i>Warning: these figures indicate the number of cases found in the data file. They cannot be interpreted as summary statistics of the population of interest.</i>			

g5.5: G5.5. 你最近一年內上網使用即時通訊與他人互動的頻率是?(例如：Skype、Line、微信、臉書訊息 messenger)與他人互動的頻率是?(包含：視訊通話、文字訊息(含貼圖)、語音訊息)(**B1.**回答**2**者，不需回答此題組)

Information	[Type= discrete] [Format=numeric] [Range= 1-4] [Missing=*]
Statistics [NW/ W]	[Valid=1603 /-] [Invalid=495 /-]

Value	Label	Cases	Percentage
1	從來沒有	47	2.9%
2	很少	84	5.2%
3	有時	230	14.3%
4	經常	1242	77.5%
Sysmiss		495	

Warning: these figures indicate the number of cases found in the data file. They cannot be interpreted as summary statistics of the population of interest.

g5.6: G5.6. 請問你大約一週會使用社群媒體幾天?__天(**B1.**回答**2**者，不需回答此題組)(回答**0**者，跳答至**G6.**)

Information	[Type= continuous] [Format=numeric] [Range= 0-7] [Missing=*]
Statistics [NW/ W]	[Valid=1603 /-] [Invalid=495 /-] [Mean=4.837 /-] [StdDev=2.989 /-]

g5.7.1: G5.7. 請問在你有使用社群媒體(例如：臉書、推特)的那一天，你大約會使用多久?__時(**B1.**回答**2**者，不需回答此題組)

Information	[Type= continuous] [Format=numeric] [Range= 0-12] [Missing=*]
Statistics [NW/ W]	[Valid=1254 /-] [Invalid=844 /-] [Mean=1.531 /-] [StdDev=2.007 /-]

g5.7.2: G5.7. 請問在你有使用社群媒體(例如：臉書、推特)的那一天，你大約會使用多久?__分(**B1.**回答**2**者，不需回答此題組)

Information	[Type= continuous] [Format=numeric] [Range= 0-59] [Missing=*]
Statistics [NW/ W]	[Valid=1254 /-] [Invalid=844 /-] [Mean=10.011 /-] [StdDev=13.853 /-]

rg5.7: G5.7. 請問在你有使用社群媒體(例如：臉書、推特)的那一天，你大約會使用多久?(總分鐘數)(**B1.**回答**2**者，不需回答此題組)

Information	[Type= continuous] [Format=numeric] [Range= 3-779] [Missing=*]
Statistics [NW/ W]	[Valid=1254 /-] [Invalid=844 /-] [Mean=101.877 /-] [StdDev=116.244 /-]

rrg5.7: G5.7. 請問在你有使用社群媒體(例如：臉書、推特)的那一天，你大約會使用多久?(分層)(**B1.**回答**2**者，不需回答此題組)

Information	[Type= discrete] [Format=numeric] [Range= 1-12] [Missing=*]
Statistics [NW/ W]	[Valid=1254 /-] [Invalid=844 /-]

Value	Label	Cases	Percentage
1	不到30分鐘	170	13.6%
2	30分鐘(含)以上不到1小時	249	19.9%
3	1小時(含)以上不到2小時	390	31.1%
4	2小時(含)以上不到3小時	216	17.2%
5	3小時(含)以上不到4小時	99	7.9%
6	4小時(含)以上不到5小時	53	4.2%
7	5小時(含)以上不到6小時	19	1.5%
8	6小時(含)以上不到7小時	18	1.4%
9	7小時(含)以上不到8小時	5	0.4%
10	8小時(含)以上不到9小時	13	1.0%
11	9小時(含)以上不到10小時	0	
12	10小時(含)以上	22	1.8%
Sysmiss		844	

# rrg5.7: G5.7. 請問在你有使用社群媒體(例如：臉書、推特)的那一天，你大約會使用多久?(分層)(B1.回答2者，不需回答此題組)			
Warning: these figures indicate the number of cases found in the data file. They cannot be interpreted as summary statistics of the population of interest.			
# g6.1: G6. 請問你最常上網找哪幾種資訊?(可複選)-社會新聞(B1.回答2者，不需回答此題組)			
Information	[Type= discrete] [Format=numeric] [Range= 1-1] [Missing=*]		
Statistics [NW/ W]	[Valid=578 -] [Invalid=1520 -]		
Value	Label	Cases	Percentage
1	社會新聞	578	100.0%
Sysmiss		1520	
Warning: these figures indicate the number of cases found in the data file. They cannot be interpreted as summary statistics of the population of interest.			
# g6.2: G6. 請問你最常上網找哪幾種資訊?(可複選)-國際新聞(B1.回答2者，不需回答此題組)			
Information	[Type= discrete] [Format=numeric] [Range= 1-1] [Missing=*]		
Statistics [NW/ W]	[Valid=377 -] [Invalid=1721 -]		
Value	Label	Cases	Percentage
1	國際新聞	377	100.0%
Sysmiss		1721	
Warning: these figures indicate the number of cases found in the data file. They cannot be interpreted as summary statistics of the population of interest.			
# g6.3: G6. 請問你最常上網找哪幾種資訊?(可複選)-氣象(B1.回答2者，不需回答此題組)			
Information	[Type= discrete] [Format=numeric] [Range= 1-1] [Missing=*]		
Statistics [NW/ W]	[Valid=499 -] [Invalid=1599 -]		
Value	Label	Cases	Percentage
1	氣象	499	100.0%
Sysmiss		1599	
Warning: these figures indicate the number of cases found in the data file. They cannot be interpreted as summary statistics of the population of interest.			
# g6.4: G6. 請問你最常上網找哪幾種資訊?(可複選)-時事評論(B1.回答2者，不需回答此題組)			
Information	[Type= discrete] [Format=numeric] [Range= 1-1] [Missing=*]		
Statistics [NW/ W]	[Valid=322 -] [Invalid=1776 -]		
Value	Label	Cases	Percentage
1	時事評論	322	100.0%
Sysmiss		1776	
Warning: these figures indicate the number of cases found in the data file. They cannot be interpreted as summary statistics of the population of interest.			
# g6.5: G6. 請問你最常上網找哪幾種資訊?(可複選)-交通資訊(B1.回答2者，不需回答此題組)			
Information	[Type= discrete] [Format=numeric] [Range= 1-1] [Missing=*]		
Statistics [NW/ W]	[Valid=292 -] [Invalid=1806 -]		
Value	Label	Cases	Percentage
1	交通資訊	292	100.0%
Sysmiss		1806	
Warning: these figures indicate the number of cases found in the data file. They cannot be interpreted as summary statistics of the population of interest.			
# g6.34: G6. 請問你最常上網找哪幾種資訊?(可複選)-娛樂新聞(B1.回答2者，不需回答此題組)			
Information	[Type= discrete] [Format=numeric] [Range= 1-1] [Missing=*]		
Statistics [NW/ W]	[Valid=355 -] [Invalid=1743 -]		
Value	Label	Cases	Percentage
1	娛樂新聞	355	100.0%

g6.34: G6. 請問你最常上網找哪幾種資訊?(可複選)-娛樂新聞(B1.回答2者, 不需回答此題組)

Value	Label	Cases	Percentage
Sysmiss		1743	

Warning: these figures indicate the number of cases found in the data file. They cannot be interpreted as summary statistics of the population of interest.

g6.36: G6. 請問你最常上網找哪幾種資訊?(可複選)-政治新聞(B1.回答2者, 不需回答此題組)

Information	[Type= discrete] [Format=numeric] [Range= 1-1] [Missing=*]
Statistics [NW/ W]	[Valid=206 -] [Invalid=1892 -]

Value	Label	Cases	Percentage
1	政治新聞	206	100.0%
Sysmiss		1892	

Warning: these figures indicate the number of cases found in the data file. They cannot be interpreted as summary statistics of the population of interest.

g6.40: G6. 請問你最常上網找哪幾種資訊?(可複選)-體育新聞(B1.回答2者, 不需回答此題組)

Information	[Type= discrete] [Format=numeric] [Range= 1-1] [Missing=*]
Statistics [NW/ W]	[Valid=206 -] [Invalid=1892 -]

Value	Label	Cases	Percentage
1	體育新聞	206	100.0%
Sysmiss		1892	

Warning: these figures indicate the number of cases found in the data file. They cannot be interpreted as summary statistics of the population of interest.

g6.6: G6. 請問你最常上網找哪幾種資訊?(可複選)-消費購物(B1.回答2者, 不需回答此題組)

Information	[Type= discrete] [Format=numeric] [Range= 1-1] [Missing=*]
Statistics [NW/ W]	[Valid=436 -] [Invalid=1662 -]

Value	Label	Cases	Percentage
1	消費購物	436	100.0%
Sysmiss		1662	

Warning: these figures indicate the number of cases found in the data file. They cannot be interpreted as summary statistics of the population of interest.

g6.7: G6. 請問你最常上網找哪幾種資訊?(可複選)-觀光旅遊(B1.回答2者, 不需回答此題組)

Information	[Type= discrete] [Format=numeric] [Range= 1-1] [Missing=*]
Statistics [NW/ W]	[Valid=701 -] [Invalid=1397 -]

Value	Label	Cases	Percentage
1	觀光旅遊	701	100.0%
Sysmiss		1397	

Warning: these figures indicate the number of cases found in the data file. They cannot be interpreted as summary statistics of the population of interest.

g6.8: G6. 請問你最常上網找哪幾種資訊?(可複選)-財經股市(B1.回答2者, 不需回答此題組)

Information	[Type= discrete] [Format=numeric] [Range= 1-1] [Missing=*]
Statistics [NW/ W]	[Valid=265 -] [Invalid=1833 -]

Value	Label	Cases	Percentage
1	財經股市	265	100.0%
Sysmiss		1833	

Warning: these figures indicate the number of cases found in the data file. They cannot be interpreted as summary statistics of the population of interest.

g6.9: G6. 請問你最常上網找哪幾種資訊?(可複選)-美食(B1.回答2者, 不需回答此題組)

Information	[Type= discrete] [Format=numeric] [Range= 1-1] [Missing=*]
Statistics [NW/ W]	[Valid=631 -] [Invalid=1467 -]

# g6.9: G6. 請問你最常上網找哪幾種資訊?(可複選)-美食(B1. 回答 2 者, 不需回答此題組)			
Value	Label	Cases	Percentage
1	美食	631	<div><div></div></div> 100.0%
Sysmiss		1467	
Warning: these figures indicate the number of cases found in the data file. They cannot be interpreted as summary statistics of the population of interest.			
# g6.10: G6. 請問你最常上網找哪幾種資訊?(可複選)-影視娛樂(例如: 實境秀)(B1. 回答 2 者, 不需回答此題組)			
Information	[Type= discrete] [Format=numeric] [Range= 1-1] [Missing=*]		
Statistics [NW/ W]	[Valid=219 -/] [Invalid=1879 -/]		
Value	Label	Cases	Percentage
1	影視娛樂 (實境秀)	219	<div><div></div></div> 100.0%
Sysmiss		1879	
Warning: these figures indicate the number of cases found in the data file. They cannot be interpreted as summary statistics of the population of interest.			
# g6.11: G6. 請問你最常上網找哪幾種資訊?(可複選)-綜藝(包括: 主持人來賓訪談)(B1. 回答 2 者, 不需回答此題組)			
Information	[Type= discrete] [Format=numeric] [Range= 1-1] [Missing=*]		
Statistics [NW/ W]	[Valid=214 -/] [Invalid=1884 -/]		
Value	Label	Cases	Percentage
1	綜藝(主持人來賓訪談)	214	<div><div></div></div> 100.0%
Sysmiss		1884	
Warning: these figures indicate the number of cases found in the data file. They cannot be interpreted as summary statistics of the population of interest.			
# g6.12: G6. 請問你最常上網找哪幾種資訊?(可複選)-音樂歌唱(B1. 回答 2 者, 不需回答此題組)			
Information	[Type= discrete] [Format=numeric] [Range= 1-1] [Missing=*]		
Statistics [NW/ W]	[Valid=270 -/] [Invalid=1828 -/]		
Value	Label	Cases	Percentage
1	音樂歌唱	270	<div><div></div></div> 100.0%
Sysmiss		1828	
Warning: these figures indicate the number of cases found in the data file. They cannot be interpreted as summary statistics of the population of interest.			
# g6.13: G6. 請問你最常上網找哪幾種資訊?(可複選)-戲劇(例如: 廣播劇、單元劇、連續劇等)(B1. 回答 2 者, 不需回答此題組)			
Information	[Type= discrete] [Format=numeric] [Range= 1-1] [Missing=*]		
Statistics [NW/ W]	[Valid=297 -/] [Invalid=1801 -/]		
Value	Label	Cases	Percentage
1	戲劇(例如:廣播劇、單元劇、連續劇等)	297	<div><div></div></div> 100.0%
Sysmiss		1801	
Warning: these figures indicate the number of cases found in the data file. They cannot be interpreted as summary statistics of the population of interest.			
# g6.14: G6. 請問你最常上網找哪幾種資訊?(可複選)-益智競賽(B1. 回答 2 者, 不需回答此題組)			
Information	[Type= discrete] [Format=numeric] [Range= 1-1] [Missing=*]		
Statistics [NW/ W]	[Valid=46 -/] [Invalid=2052 -/]		
Value	Label	Cases	Percentage
1	益智競賽	46	<div><div></div></div> 100.0%
Sysmiss		2052	
Warning: these figures indicate the number of cases found in the data file. They cannot be interpreted as summary statistics of the population of interest.			
# g6.15: G6. 請問你最常上網找哪幾種資訊?(可複選)-電影(包括: 影集、微電影)(B1. 回答 2 者, 不需回答此題組)			
Information	[Type= discrete] [Format=numeric] [Range= 1-1] [Missing=*]		

# g6.15: G6. 請問你最常上網找哪幾種資訊?(可複選)-電影(包括：影集、微電影)(B1.回答2者，不需回答此題組)			
Statistics [NW/ W]		[Valid=397 /-] [Invalid=1701 /-]	
Value	Label	Cases	Percentage
1	電影(含影集、微電影)	397	<div><div></div></div> 100.0%
Sysmiss		1701	
Warning: these figures indicate the number of cases found in the data file. They cannot be interpreted as summary statistics of the population of interest.			
# g6.44: G6. 請問你最常上網找哪幾種資訊?(可複選)-明星動態(B1.回答2者，不需回答此題組)			
Information		[Type= discrete] [Format=numeric] [Range= 1-1] [Missing=*]	
Statistics [NW/ W]		[Valid=127 /-] [Invalid=1971 /-]	
Value	Label	Cases	Percentage
1	明星動態	127	<div><div></div></div> 100.0%
Sysmiss		1971	
Warning: these figures indicate the number of cases found in the data file. They cannot be interpreted as summary statistics of the population of interest.			
# g6.54: G6. 請問你最常上網找哪幾種資訊?(可複選)-爆料、八卦(B1.回答2者，不需回答此題組)			
Information		[Type= discrete] [Format=numeric] [Range= 1-1] [Missing=*]	
Statistics [NW/ W]		[Valid=148 /-] [Invalid=1950 /-]	
Value	Label	Cases	Percentage
1	爆料、八卦	148	<div><div></div></div> 100.0%
Sysmiss		1950	
Warning: these figures indicate the number of cases found in the data file. They cannot be interpreted as summary statistics of the population of interest.			
# g6.16: G6. 請問你最常上網找哪幾種資訊?(可複選)-家庭生活(例如：婚姻關係、親子關係、煮菜、家庭裝潢)(B1.回答2者，不需回答此題組)			
Information		[Type= discrete] [Format=numeric] [Range= 1-1] [Missing=*]	
Statistics [NW/ W]		[Valid=320 /-] [Invalid=1778 /-]	
Value	Label	Cases	Percentage
1	家庭生活	320	<div><div></div></div> 100.0%
Sysmiss		1778	
Warning: these figures indicate the number of cases found in the data file. They cannot be interpreted as summary statistics of the population of interest.			
# g6.18: G6. 請問你最常上網找哪幾種資訊?(可複選)-體育(B1.回答2者，不需回答此題組)			
Information		[Type= discrete] [Format=numeric] [Range= 1-1] [Missing=*]	
Statistics [NW/ W]		[Valid=167 /-] [Invalid=1931 /-]	
Value	Label	Cases	Percentage
1	體育	167	<div><div></div></div> 100.0%
Sysmiss		1931	
Warning: these figures indicate the number of cases found in the data file. They cannot be interpreted as summary statistics of the population of interest.			
# g6.19: G6. 請問你最常上網找哪幾種資訊?(可複選)-醫療衛生保健(B1.回答2者，不需回答此題組)			
Information		[Type= discrete] [Format=numeric] [Range= 1-1] [Missing=*]	
Statistics [NW/ W]		[Valid=447 /-] [Invalid=1651 /-]	
Value	Label	Cases	Percentage
1	醫療衛生保健	447	<div><div></div></div> 100.0%
Sysmiss		1651	
Warning: these figures indicate the number of cases found in the data file. They cannot be interpreted as summary statistics of the population of interest.			

# g6.41: G6. 請問你最常上網找哪幾種資訊?(可複選)-遊戲(B1. 回答 2 者, 不需回答此題組)			
Information		[Type= discrete] [Format=numeric] [Range= 1-1] [Missing=*]	
Statistics [NW/ W]		[Valid=162 /-] [Invalid=1936 /-]	
Value	Label	Cases	Percentage
1	遊戲	162	<div><div></div></div> 100.0%
Sysmiss		1936	
<i>Warning: these figures indicate the number of cases found in the data file. They cannot be interpreted as summary statistics of the population of interest.</i>			
# g6.42: G6. 請問你最常上網找哪幾種資訊?(可複選)-卡通影片(B1. 回答 2 者, 不需回答此題組)			
Information		[Type= discrete] [Format=numeric] [Range= 1-1] [Missing=*]	
Statistics [NW/ W]		[Valid=127 /-] [Invalid=1971 /-]	
Value	Label	Cases	Percentage
1	卡通影片	127	<div><div></div></div> 100.0%
Sysmiss		1971	
<i>Warning: these figures indicate the number of cases found in the data file. They cannot be interpreted as summary statistics of the population of interest.</i>			
# g6.22_comic_book: G6. 請問你最常上網找哪幾種資訊?(可複選)-漫畫書(B1. 回答 2 者, 不需回答此題組)			
Information		[Type= discrete] [Format=numeric] [Range= 1-1] [Missing=*]	
Statistics [NW/ W]		[Valid=85 /-] [Invalid=2013 /-]	
Value	Label	Cases	Percentage
1	漫畫書	85	<div><div></div></div> 100.0%
Sysmiss		2013	
<i>Warning: these figures indicate the number of cases found in the data file. They cannot be interpreted as summary statistics of the population of interest.</i>			
# g6.17: G6. 請問你最常上網找哪幾種資訊?(可複選)-兒童節目(B1. 回答 2 者, 不需回答此題組)			
Information		[Type= discrete] [Format=numeric] [Range= 1-1] [Missing=*]	
Statistics [NW/ W]		[Valid=54 /-] [Invalid=2044 /-]	
Value	Label	Cases	Percentage
1	兒童節目	54	<div><div></div></div> 100.0%
Sysmiss		2044	
<i>Warning: these figures indicate the number of cases found in the data file. They cannot be interpreted as summary statistics of the population of interest.</i>			
# g6.20: G6. 請問你最常上網找哪幾種資訊?(可複選)-藝術文化(B1. 回答 2 者, 不需回答此題組)			
Information		[Type= discrete] [Format=numeric] [Range= 1-1] [Missing=*]	
Statistics [NW/ W]		[Valid=146 /-] [Invalid=1952 /-]	
Value	Label	Cases	Percentage
1	藝術文化	146	<div><div></div></div> 100.0%
Sysmiss		1952	
<i>Warning: these figures indicate the number of cases found in the data file. They cannot be interpreted as summary statistics of the population of interest.</i>			
# g6.21: G6. 請問你最常上網找哪幾種資訊?(可複選)-文學小說(B1. 回答 2 者, 不需回答此題組)			
Information		[Type= discrete] [Format=numeric] [Range= 1-1] [Missing=*]	
Statistics [NW/ W]		[Valid=80 /-] [Invalid=2018 /-]	
Value	Label	Cases	Percentage
1	文學小說	80	<div><div></div></div> 100.0%
Sysmiss		2018	
<i>Warning: these figures indicate the number of cases found in the data file. They cannot be interpreted as summary statistics of the population of interest.</i>			

# g6.22: religion: G6. 請問你最常上網找哪幾種資訊?(可複選)-宗教(B1.回答2者, 不需回答此題組)			
Information	[Type= discrete] [Format=numeric] [Range= 1-1] [Missing=*]		
Statistics [NW/ W]	[Valid=72 /-] [Invalid=2026 /-]		
Value	Label	Cases	Percentage
1	宗教	72	100.0%
Sysmiss		2026	
Warning: these figures indicate the number of cases found in the data file. They cannot be interpreted as summary statistics of the population of interest.			
# g6.23: G6. 請問你最常上網找哪幾種資訊?(可複選)-命理、風水、占卜(B1.回答2者, 不需回答此題組)			
Information	[Type= discrete] [Format=numeric] [Range= 1-1] [Missing=*]		
Statistics [NW/ W]	[Valid=64 /-] [Invalid=2034 /-]		
Value	Label	Cases	Percentage
1	命理、風水、占卜	64	100.0%
Sysmiss		2034	
Warning: these figures indicate the number of cases found in the data file. They cannot be interpreted as summary statistics of the population of interest.			
# g6.24: G6. 請問你最常上網找哪幾種資訊?(可複選)-古典音樂(B1.回答2者, 不需回答此題組)			
Information	[Type= discrete] [Format=numeric] [Range= 1-1] [Missing=*]		
Statistics [NW/ W]	[Valid=77 /-] [Invalid=2021 /-]		
Value	Label	Cases	Percentage
1	古典音樂	77	100.0%
Sysmiss		2021	
Warning: these figures indicate the number of cases found in the data file. They cannot be interpreted as summary statistics of the population of interest.			
# g6.25: G6. 請問你最常上網找哪幾種資訊?(可複選)-傳統藝術(例如：國劇/國樂/民俗藝術/表演藝術/歌仔戲等)(B1.回答2者, 不需回答此題組)			
Information	[Type= discrete] [Format=numeric] [Range= 1-1] [Missing=*]		
Statistics [NW/ W]	[Valid=44 /-] [Invalid=2054 /-]		
Value	Label	Cases	Percentage
1	傳統藝術(例如：國劇/國樂/民俗藝術/表演藝術/歌仔戲等)	44	100.0%
Sysmiss		2054	
Warning: these figures indicate the number of cases found in the data file. They cannot be interpreted as summary statistics of the population of interest.			
# g6.26: G6. 請問你最常上網找哪幾種資訊?(可複選)-資訊科技(B1.回答2者, 不需回答此題組)			
Information	[Type= discrete] [Format=numeric] [Range= 1-1] [Missing=*]		
Statistics [NW/ W]	[Valid=228 /-] [Invalid=1870 /-]		
Value	Label	Cases	Percentage
1	資訊科技	228	100.0%
Sysmiss		1870	
Warning: these figures indicate the number of cases found in the data file. They cannot be interpreted as summary statistics of the population of interest.			
# g6.51: G6. 請問你最常上網找哪幾種資訊?(可複選)-知識(例如：科學新知、生態地理、歷史)(B1.回答2者, 不需回答此題組)			
Information	[Type= discrete] [Format=numeric] [Range= 1-1] [Missing=*]		
Statistics [NW/ W]	[Valid=352 /-] [Invalid=1746 /-]		
Value	Label	Cases	Percentage
1	知識(科學新知、生態地理、歷史)	352	100.0%
Sysmiss		1746	
Warning: these figures indicate the number of cases found in the data file. They cannot be interpreted as summary statistics of the population of interest.			

# g6.28: G6. 請問你最常上網找哪幾種資訊?(可複選)-學術或思想(B1.回答2者, 不需回答此題組)			
Information	[Type= discrete] [Format=numeric] [Range= 1-1] [Missing=*]		
Statistics [NW/ W]	[Valid=113 /-] [Invalid=1985 /-]		
Value	Label	Cases	Percentage
1	學術或思想	113	100.0%
Sysmiss		1985	
Warning: these figures indicate the number of cases found in the data file. They cannot be interpreted as summary statistics of the population of interest.			
# g6.29: G6. 請問你最常上網找哪幾種資訊?(可複選)-教學(教育)節目(B1.回答2者, 不需回答此題組)			
Information	[Type= discrete] [Format=numeric] [Range= 1-1] [Missing=*]		
Statistics [NW/ W]	[Valid=84 /-] [Invalid=2014 /-]		
Value	Label	Cases	Percentage
1	教學(教育)節目	84	100.0%
Sysmiss		2014	
Warning: these figures indicate the number of cases found in the data file. They cannot be interpreted as summary statistics of the population of interest.			
# g6.30: G6. 請問你最常上網找哪幾種資訊?(可複選)-社教節目/政令(政策)宣傳/公共(公眾)事務(B1.回答2者, 不需回答此題組)			
Information	[Type= discrete] [Format=numeric] [Range= 1-1] [Missing=*]		
Statistics [NW/ W]	[Valid=45 /-] [Invalid=2053 /-]		
Value	Label	Cases	Percentage
1	社教節目/政令(政策)宣傳/公共(公眾)事務	45	100.0%
Sysmiss		2053	
Warning: these figures indicate the number of cases found in the data file. They cannot be interpreted as summary statistics of the population of interest.			
# g6.31: G6. 請問你最常上網找哪幾種資訊?(可複選)-法令服務(B1.回答2者, 不需回答此題組)			
Information	[Type= discrete] [Format=numeric] [Range= 1-1] [Missing=*]		
Statistics [NW/ W]	[Valid=42 /-] [Invalid=2056 /-]		
Value	Label	Cases	Percentage
1	法令服務	42	100.0%
Sysmiss		2056	
Warning: these figures indicate the number of cases found in the data file. They cannot be interpreted as summary statistics of the population of interest.			
# g6.43: G6. 請問你最常上網找哪幾種資訊?(可複選)-課程相關資訊(B1.回答2者, 不需回答此題組)			
Information	[Type= discrete] [Format=numeric] [Range= 1-1] [Missing=*]		
Statistics [NW/ W]	[Valid=95 /-] [Invalid=2003 /-]		
Value	Label	Cases	Percentage
1	課程相關資訊	95	100.0%
Sysmiss		2003	
Warning: these figures indicate the number of cases found in the data file. They cannot be interpreted as summary statistics of the population of interest.			
# g6.46: G6. 請問你最常上網找哪幾種資訊?(可複選)-語文(B1.回答2者, 不需回答此題組)			
Information	[Type= discrete] [Format=numeric] [Range= 1-1] [Missing=*]		
Statistics [NW/ W]	[Valid=76 /-] [Invalid=2022 /-]		
Value	Label	Cases	Percentage
1	語文	76	100.0%
Sysmiss		2022	
Warning: these figures indicate the number of cases found in the data file. They cannot be interpreted as summary statistics of the population of interest.			

g6.52: G6. 請問你最常上網找哪幾種資訊?(可複選)-綜合論壇(例如：科學新知、生態地理、歷史)(**B1.**回答**2**者，不需回答此題組)

Information	[Type= discrete] [Format=numeric] [Range= 1-1] [Missing=*]
--------------------	--

Statistics [NW/ W]	[Valid=76 /-] [Invalid=2022 /-]
---------------------------	---------------------------------

Value	Label	Cases	Percentage
1	綜合論壇(伊莉論壇、TED)	76	<div><div></div></div> 100.0%
Sysmiss		2022	

Warning: these figures indicate the number of cases found in the data file. They cannot be interpreted as summary statistics of the population of interest.

g6.38: G6. 請問你最常上網找哪幾種資訊?(可複選)-情色(**B1.**回答**2**者，不需回答此題組)

Information	[Type= discrete] [Format=numeric] [Range= 1-1] [Missing=*]
--------------------	--

Statistics [NW/ W]	[Valid=25 /-] [Invalid=2073 /-]
---------------------------	---------------------------------

Value	Label	Cases	Percentage
1	情色	25	<div><div></div></div> 100.0%
Sysmiss		2073	

Warning: these figures indicate the number of cases found in the data file. They cannot be interpreted as summary statistics of the population of interest.

g6.53: G6. 請問你最常上網找哪幾種資訊?(可複選)-交友網站(**B1.**回答**2**者，不需回答此題組)

Information	[Type= discrete] [Format=numeric] [Range= 1-1] [Missing=*]
--------------------	--

Statistics [NW/ W]	[Valid=61 /-] [Invalid=2037 /-]
---------------------------	---------------------------------

Value	Label	Cases	Percentage
1	交友網站	61	<div><div></div></div> 100.0%
Sysmiss		2037	

Warning: these figures indicate the number of cases found in the data file. They cannot be interpreted as summary statistics of the population of interest.

g6.39: G6. 請問你最常上網找哪幾種資訊?(可複選)-尋人(**B1.**回答**2**者，不需回答此題組)

Information	[Type= discrete] [Format=numeric] [Range= 1-1] [Missing=*]
--------------------	--

Statistics [NW/ W]	[Valid=8 /-] [Invalid=2090 /-]
---------------------------	--------------------------------

Value	Label	Cases	Percentage
1	尋人	8	<div><div></div></div> 100.0%
Sysmiss		2090	

Warning: these figures indicate the number of cases found in the data file. They cannot be interpreted as summary statistics of the population of interest.

g6.45: G6. 請問你最常上網找哪幾種資訊?(可複選)-朋友近況或動態(**B1.**回答**2**者，不需回答此題組)

Information	[Type= discrete] [Format=numeric] [Range= 1-1] [Missing=*]
--------------------	--

Statistics [NW/ W]	[Valid=417 /-] [Invalid=1681 /-]
---------------------------	----------------------------------

Value	Label	Cases	Percentage
1	朋友近況或動態	417	<div><div></div></div> 100.0%
Sysmiss		1681	

Warning: these figures indicate the number of cases found in the data file. They cannot be interpreted as summary statistics of the population of interest.

g6.32: G6. 請問你最常上網找哪幾種資訊?(可複選)-求職(**B1.**回答**2**者，不需回答此題組)

Information	[Type= discrete] [Format=numeric] [Range= 1-1] [Missing=*]
--------------------	--

Statistics [NW/ W]	[Valid=29 /-] [Invalid=2069 /-]
---------------------------	---------------------------------

Value	Label	Cases	Percentage
1	求職	29	<div><div></div></div> 100.0%
Sysmiss		2069	

Warning: these figures indicate the number of cases found in the data file. They cannot be interpreted as summary statistics of the population of interest.

# g6.57: G6. 請問你最常上網找哪幾種資訊?(可複選)-租屋、買屋資訊(B1.回答2者, 不需回答此題組)			
Information		[Type= discrete] [Format=numeric] [Range= 1-1] [Missing=*]	
Statistics [NW/ W]		[Valid=43 /-] [Invalid=2055 /-]	
Value	Label	Cases	Percentage
1	租屋、買屋資訊	43	<div></div> 100.0%
Sysmiss		2055	
Warning: these figures indicate the number of cases found in the data file. They cannot be interpreted as summary statistics of the population of interest.			
# g6.56: G6. 請問你最常上網找哪幾種資訊?(可複選)-使用電子地圖(B1.回答2者, 不需回答此題組)			
Information		[Type= discrete] [Format=numeric] [Range= 1-1] [Missing=*]	
Statistics [NW/ W]		[Valid=231 /-] [Invalid=1867 /-]	
Value	Label	Cases	Percentage
1	使用電子地圖	231	<div></div> 100.0%
Sysmiss		1867	
Warning: these figures indicate the number of cases found in the data file. They cannot be interpreted as summary statistics of the population of interest.			
# g6.88: G6. 請問你最常上網找哪幾種資訊?(可複選)-其他(B1.回答2者, 不需回答此題組)			
Information		[Type= discrete] [Format=numeric] [Range= 1-1] [Missing=*]	
Statistics [NW/ W]		[Valid=58 /-] [Invalid=2040 /-]	
Value	Label	Cases	Percentage
1	其他	58	<div></div> 100.0%
Sysmiss		2040	
Warning: these figures indicate the number of cases found in the data file. They cannot be interpreted as summary statistics of the population of interest.			
# g6.88a: G6. 請問你最常上網找哪幾種資訊?(可複選)-其他(請說明)__(B1.回答2者, 不需回答此題組)			
Information		[Type= discrete] [Format=character] [Missing=*]	
Statistics [NW/ W]		[Valid=58 /-] [Invalid=0 /-]	
Value	Label	Cases	Percentage
不上網找資訊		51	<div></div> 87.9%
只用LINE, 不上網找資訊		4	<div></div> 6.9%
彩券資訊		1	<div></div> 1.7%
統一發票		1	<div></div> 1.7%
賽鴿資訊		1	<div></div> 1.7%
Warning: these figures indicate the number of cases found in the data file. They cannot be interpreted as summary statistics of the population of interest.			
# g6.880: G6. 請問你最常上網找哪幾種資訊?(可複選)-其他(請說明)__(B1.回答2者, 不需回答此題組)			
Information		[Type= discrete] [Format=character] [Missing=*]	
Statistics [NW/ W]		[Valid=0 /-] [Invalid=0 /-]	
# g7: G7. 請問你覺得你的網路技巧屬於哪一種程度?(B1.回答2者, 不需回答此題組)			
Information		[Type= discrete] [Format=numeric] [Range= 1-4] [Missing=*]	
Statistics [NW/ W]		[Valid=1603 /-] [Invalid=495 /-]	
Value	Label	Cases	Percentage
1	初學者	384	<div></div> 24.0%
2	一般使用者	958	<div></div> 59.8%
3	進階使用者	213	<div></div> 13.3%
4	專家	48	<div></div> 3.0%

g7: G7. 請問你覺得你的網路技巧屬於哪一種程度?(**B1.**回答**2**者，不需回答此題組)

Value	Label	Cases	Percentage
Sysmiss		495	

Warning: these figures indicate the number of cases found in the data file. They cannot be interpreted as summary statistics of the population of interest.

g8.1: G8. 下列關於網路使用，請勾選你會的項目有哪些?(可複選)-在網路上找尋你所需的資訊(**B1.**回答**2**者，不需回答此題組)

Information	[Type= discrete] [Format=numeric] [Range= 1-1] [Missing=*]
Statistics [NW/ W]	[Valid=1454 /-] [Invalid=644 /-]

Value	Label	Cases	Percentage
1	在網路上找尋你所需的資訊	1454	100.0%
Sysmiss		644	

Warning: these figures indicate the number of cases found in the data file. They cannot be interpreted as summary statistics of the population of interest.

g8.2: G8. 下列關於網路使用，請勾選你會的項目有哪些?(可複選)-設定電子郵件帳號(**B1.**回答**2**者，不需回答此題組)

Information	[Type= discrete] [Format=numeric] [Range= 1-1] [Missing=*]
Statistics [NW/ W]	[Valid=1038 /-] [Invalid=1060 /-]

Value	Label	Cases	Percentage
1	設定電子郵件帳號	1038	100.0%
Sysmiss		1060	

Warning: these figures indicate the number of cases found in the data file. They cannot be interpreted as summary statistics of the population of interest.

g8.3: G8. 下列關於網路使用，請勾選你會的項目有哪些?(可複選)-傳送即時通訊(例如：Skype、Line、微信、臉書訊息messenger)(**B1.**回答**2**者，不需回答此題組)

Information	[Type= discrete] [Format=numeric] [Range= 1-1] [Missing=*]
Statistics [NW/ W]	[Valid=1493 /-] [Invalid=605 /-]

Value	Label	Cases	Percentage
1	傳送即時通訊(例如:Skype、Line、微信、臉書訊息messenger)	1493	100.0%
Sysmiss		605	

Warning: these figures indicate the number of cases found in the data file. They cannot be interpreted as summary statistics of the population of interest.

g8.4: G8. 下列關於網路使用，請勾選你會的項目有哪些?(可複選)-下載並儲存MP3(音樂)(**B1.**回答**2**者，不需回答此題組)

Information	[Type= discrete] [Format=numeric] [Range= 1-1] [Missing=*]
Statistics [NW/ W]	[Valid=753 /-] [Invalid=1345 /-]

Value	Label	Cases	Percentage
1	下載並儲存MP3 (音樂)	753	100.0%
Sysmiss		1345	

Warning: these figures indicate the number of cases found in the data file. They cannot be interpreted as summary statistics of the population of interest.

g8.5: G8. 下列關於網路使用，請勾選你會的項目有哪些?(可複選)-設定過濾垃圾信或是彈出式視窗廣告(**B1.**回答**2**者，不需回答此題組)

Information	[Type= discrete] [Format=numeric] [Range= 1-1] [Missing=*]
Statistics [NW/ W]	[Valid=686 /-] [Invalid=1412 /-]

Value	Label	Cases	Percentage
1	設定過濾垃圾信或是彈出式視窗廣告	686	100.0%
Sysmiss		1412	

Warning: these figures indicate the number of cases found in the data file. They cannot be interpreted as summary statistics of the population of interest.

# g8.6: G8. 下列關於網路使用，請勾選你會的項目有哪些?(可複選)-清除電腦病毒或是解決電腦問題(B1 .回答 2 者，不需回答此題組)			
Information		[Type= discrete] [Format=numeric] [Range= 1-1] [Missing=*]	
Statistics [NW/ W]		[Valid=535 /-] [Invalid=1563 /-]	
Value	Label	Cases	Percentage
1	清除電腦病毒或是解決電腦問題	535	 100.0%
Sysmiss		1563	
<i>Warning: these figures indicate the number of cases found in the data file. They cannot be interpreted as summary statistics of the population of interest.</i>			
# g8.7: G8. 下列關於網路使用，請勾選你會的項目有哪些?(可複選)-以上皆非(B1 .回答 2 者，不需回答此題組)			
Information		[Type= discrete] [Format=numeric] [Range= 1-1] [Missing=*]	
Statistics [NW/ W]		[Valid=27 /-] [Invalid=2071 /-]	
Value	Label	Cases	Percentage
1	以上皆非	27	 100.0%
Sysmiss		2071	
<i>Warning: these figures indicate the number of cases found in the data file. They cannot be interpreted as summary statistics of the population of interest.</i>			
# h1: H1. 請問當你想要放鬆或消遣的時候，你會使用下列哪種媒體?			
Information		[Type= discrete] [Format=numeric] [Range= 1-88] [Missing=*]	
Statistics [NW/ W]		[Valid=2098 /-] [Invalid=0 /-]	
Value	Label	Cases	Percentage
1	電視(F1.與F3.皆答0者,不需此選項)	1057	 50.4%
2	報紙(C1a.答0者,不需此選項)	57	 2.7%
3	廣播(E1.答0者,不需此選項)	102	 4.9%
4	雜誌(D1a.與D2a皆答0者,不需此選項)	46	 2.2%
5	網路(B1.答2者,不需此選項)	770	 36.7%
88	其他	66	 3.1%
<i>Warning: these figures indicate the number of cases found in the data file. They cannot be interpreted as summary statistics of the population of interest.</i>			
# h1a: H1. 請問當你想要放鬆或消遣的時候，你會使用下列哪種媒體?其他(請說明)__			
Information		[Type= discrete] [Format=character] [Missing=*]	
Statistics [NW/ W]		[Valid=66 /-] [Invalid=0 /-]	
Value	Label	Cases	Percentage
旅遊		5	 7.6%
睡覺		2	 3.0%
聽音樂		12	 18.2%
跟朋友聊天		3	 4.5%
運動		14	 21.2%
都沒有		26	 39.4%
閱讀書籍		4	 6.1%
<i>Warning: these figures indicate the number of cases found in the data file. They cannot be interpreted as summary statistics of the population of interest.</i>			
# h2: H2. 請問你想要得到當下最新消息時，你會使用以下哪一個媒體?			
Information		[Type= discrete] [Format=numeric] [Range= 1-88] [Missing=*]	
Statistics [NW/ W]		[Valid=2098 /-] [Invalid=0 /-]	
Value	Label	Cases	Percentage
1	電視(F1.與F3.皆答0者,不需此選項)	981	 46.8%
2	報紙(C1a.答0者,不需此選項)	28	 1.3%

# h2: H2. 請問你想要得到當下最新消息時，你會使用以下哪一個媒體？			
Value	Label	Cases	Percentage
3	廣播(E1.答0者,不需此選項)	26	1.2%
4	雜誌(D1a.與D2a皆答0者,不需此選項)	3	0.1%
5	網路(B1.答2者,不需此選項)	1049	50.0%
88	其他	11	0.5%
Warning: these figures indicate the number of cases found in the data file. They cannot be interpreted as summary statistics of the population of interest.			
# h2a: H2. 請問你想要得到當下最新消息時，你會使用以下哪一個媒體?其他(請說明) __			
Information	[Type= discrete] [Format=character] [Missing=*]		
Statistics [NW/ W]	[Valid=11 /-] [Invalid=0 /-]		
Value	Label	Cases	Percentage
聽朋友/家人說		7	63.6%
都沒有		4	36.4%
Warning: these figures indicate the number of cases found in the data file. They cannot be interpreted as summary statistics of the population of interest.			
# h3: H3. 請問在這些媒體中，哪一個是你最信賴的消息來源？			
Information	[Type= discrete] [Format=numeric] [Range= 1-88] [Missing=*]		
Statistics [NW/ W]	[Valid=2098 /-] [Invalid=0 /-]		
Value	Label	Cases	Percentage
1	電視(F1.與F3.皆答0者,不需此選項)	1196	57.0%
2	報紙(C1a.答0者,不需此選項)	127	6.1%
3	廣播(E1.答0者,不需此選項)	54	2.6%
4	雜誌(D1a.與D2a.皆答0者,不需此選項)	57	2.7%
5	網路(B1.答2者,不需此選項)	587	28.0%
88	其他	77	3.7%
Warning: these figures indicate the number of cases found in the data file. They cannot be interpreted as summary statistics of the population of interest.			
# h3a: H3. 請問在這些媒體中，哪一個是你最信賴的消息來源?其他(請說明) __			
Information	[Type= discrete] [Format=character] [Missing=*]		
Statistics [NW/ W]	[Valid=77 /-] [Invalid=0 /-]		
Value	Label	Cases	Percentage
書籍		2	2.6%
朋友/家人		6	7.8%
都差不多		69	89.6%
Warning: these figures indicate the number of cases found in the data file. They cannot be interpreted as summary statistics of the population of interest.			
# h4.1: H4.1. 請你就下列媒體所報導新聞的整體的表現給一個分數- 電視			
Information	[Type= continuous] [Format=numeric] [Range= 0-100] [Missing=*/101]		
Statistics [NW/ W]	[Valid=2052 /-] [Invalid=46 /-] [Mean=64.662 /-] [StdDev=16.317 /-]		
# rh4.1: H4.1. 請你就下列媒體所報導新聞的整體的表現給一個分數- 電視(分層)			
Information	[Type= discrete] [Format=numeric] [Range= 1-11] [Missing=*]		
Statistics [NW/ W]	[Valid=2098 /-] [Invalid=0 /-]		
Value	Label	Cases	Percentage
1	0-9分	10	0.5%
2	10-19分	12	0.6%
3	20-29分	25	1.2%
4	30-39分	69	3.3%

# rh4.1: H4.1. 請你就下列媒體所報導新聞的整體的表現給一個分數-電視(分層)			
Value	Label	Cases	Percentage
5	40-49分	76	<div><div></div></div> 3.6%
6	50-59分	349	<div><div></div></div> 16.6%
7	60-69分	528	<div><div></div></div> 25.2%
8	70-79分	426	<div><div></div></div> 20.3%
9	80-89分	433	<div><div></div></div> 20.6%
10	90-100分	124	<div><div></div></div> 5.9%
11	不知道	46	<div><div></div></div> 2.2%
Warning: these figures indicate the number of cases found in the data file. They cannot be interpreted as summary statistics of the population of interest.			
# h4.2: H4.2. 請你就下列媒體所報導新聞的整體的表現給一個分數-報紙			
Information	[Type= continuous] [Format=numeric] [Range= 0-100] [Missing=*/101]		
Statistics [NW/ W]	[Valid=1754 /-] [Invalid=344 /-] [Mean=62.247 /-] [StdDev=16.96 /-]		
# rh4.2: H4.2. 請你就下列媒體所報導新聞的整體的表現給一個分數-報紙(分層)			
Information	[Type= discrete] [Format=numeric] [Range= 1-11] [Missing=*]		
Statistics [NW/ W]	[Valid=2098 /-] [Invalid=0 /-]		
Value	Label	Cases	Percentage
1	0-9分	15	<div><div></div></div> 0.7%
2	10-19分	24	<div><div></div></div> 1.1%
3	20-29分	34	<div><div></div></div> 1.6%
4	30-39分	58	<div><div></div></div> 2.8%
5	40-49分	72	<div><div></div></div> 3.4%
6	50-59分	329	<div><div></div></div> 15.7%
7	60-69分	479	<div><div></div></div> 22.8%
8	70-79分	389	<div><div></div></div> 18.5%
9	80-89分	276	<div><div></div></div> 13.2%
10	90-100分	78	<div><div></div></div> 3.7%
11	不知道	344	<div><div></div></div> 16.4%
Warning: these figures indicate the number of cases found in the data file. They cannot be interpreted as summary statistics of the population of interest.			
# h4.3: H4.3. 請你就下列媒體所報導新聞的整體的表現給一個分數-廣播			
Information	[Type= continuous] [Format=numeric] [Range= 0-100] [Missing=*/101]		
Statistics [NW/ W]	[Valid=1558 /-] [Invalid=540 /-] [Mean=58.522 /-] [StdDev=18.882 /-]		
# rh4.3: H4.3. 請你就下列媒體所報導新聞的整體的表現給一個分數-廣播(分層)			
Information	[Type= discrete] [Format=numeric] [Range= 1-11] [Missing=*]		
Statistics [NW/ W]	[Valid=2098 /-] [Invalid=0 /-]		
Value	Label	Cases	Percentage
1	0-9分	43	<div><div></div></div> 2.0%
2	10-19分	27	<div><div></div></div> 1.3%
3	20-29分	43	<div><div></div></div> 2.0%
4	30-39分	68	<div><div></div></div> 3.2%
5	40-49分	69	<div><div></div></div> 3.3%
6	50-59分	335	<div><div></div></div> 16.0%
7	60-69分	448	<div><div></div></div> 21.4%
8	70-79分	284	<div><div></div></div> 13.5%

rh4.3: H4.3. 請你就下列媒體所報導新聞的整體的表現給一個分數-廣播(分層)

Value	Label	Cases	Percentage
9	80-89分	188	<div><div></div></div> 9.0%
10	90-100分	53	<div><div></div></div> 2.5%
11	不知道	540	<div><div></div></div> 25.7%

Warning: these figures indicate the number of cases found in the data file. They cannot be interpreted as summary statistics of the population of interest.

h4.4: H4.4. 請你就下列媒體所報導新聞的整體的表現給一個分數-雜誌

Information	[Type= continuous] [Format=numeric] [Range= 0-100] [Missing=*/101]
Statistics [NW/ W]	[Valid=1478 /-] [Invalid=620 /-] [Mean=57.101 /-] [StdDev=19.255 /-]

rh4.4: H4.4. 請你就下列媒體所報導新聞的整體的表現給一個分數-雜誌(分層)

Information	[Type= discrete] [Format=numeric] [Range= 1-11] [Missing=*]
Statistics [NW/ W]	[Valid=2098 /-] [Invalid=0 /-]

Value	Label	Cases	Percentage
1	0-9分	39	<div><div></div></div> 1.9%
2	10-19分	38	<div><div></div></div> 1.8%
3	20-29分	54	<div><div></div></div> 2.6%
4	30-39分	73	<div><div></div></div> 3.5%
5	40-49分	78	<div><div></div></div> 3.7%
6	50-59分	330	<div><div></div></div> 15.7%
7	60-69分	399	<div><div></div></div> 19.0%
8	70-79分	265	<div><div></div></div> 12.6%
9	80-89分	161	<div><div></div></div> 7.7%
10	90-100分	41	<div><div></div></div> 2.0%
11	不知道	620	<div><div></div></div> 29.6%

Warning: these figures indicate the number of cases found in the data file. They cannot be interpreted as summary statistics of the population of interest.

h4.5: H4.5. 請你就下列媒體所報導新聞的整體的表現給一個分數-網路

Information	[Type= continuous] [Format=numeric] [Range= 0-100] [Missing=*/101]
Statistics [NW/ W]	[Valid=1765 /-] [Invalid=333 /-] [Mean=58.101 /-] [StdDev=19.721 /-]

rh4.5: H4.5. 請你就下列媒體所報導新聞的整體的表現給一個分數-網路(分層)

Information	[Type= discrete] [Format=numeric] [Range= 1-11] [Missing=*]
Statistics [NW/ W]	[Valid=2098 /-] [Invalid=0 /-]

Value	Label	Cases	Percentage
1	0-9分	43	<div><div></div></div> 2.0%
2	10-19分	33	<div><div></div></div> 1.6%
3	20-29分	42	<div><div></div></div> 2.0%
4	30-39分	112	<div><div></div></div> 5.3%
5	40-49分	105	<div><div></div></div> 5.0%
6	50-59分	406	<div><div></div></div> 19.4%
7	60-69分	422	<div><div></div></div> 20.1%
8	70-79分	292	<div><div></div></div> 13.9%
9	80-89分	220	<div><div></div></div> 10.5%
10	90-100分	90	<div><div></div></div> 4.3%
11	不知道	333	<div><div></div></div> 15.9%

Warning: these figures indicate the number of cases found in the data file. They cannot be interpreted as summary statistics of the population of interest.

h5a.1: H5a. 以新聞節目內容來說，請問你認為哪些是目前臺灣電視新聞最需要解決的問題?(可複選)-新聞節目八卦化

Information	[Type= discrete] [Format=numeric] [Range= 1-1] [Missing=*]
--------------------	--

Statistics [NW/ W]	[Valid=1428 /-] [Invalid=670 /-]
---------------------------	----------------------------------

Value	Label	Cases	Percentage
1	新聞節目八卦化	1428	<div></div> 100.0%
Sysmiss		670	

Warning: these figures indicate the number of cases found in the data file. They cannot be interpreted as summary statistics of the population of interest.

h5a.2: H5a. 以新聞節目內容來說，請問你認為哪些是目前臺灣電視新聞最需要解決的問題?(可複選)-新聞節目聳動化

Information	[Type= discrete] [Format=numeric] [Range= 1-1] [Missing=*]
--------------------	--

Statistics [NW/ W]	[Valid=1195 /-] [Invalid=903 /-]
---------------------------	----------------------------------

Value	Label	Cases	Percentage
1	新聞節目聳動化	1195	<div></div> 100.0%
Sysmiss		903	

Warning: these figures indicate the number of cases found in the data file. They cannot be interpreted as summary statistics of the population of interest.

h5a.3: H5a. 以新聞節目內容來說，請問你認為哪些是目前臺灣電視新聞最需要解決的問題?(可複選)-新聞節目商業化

Information	[Type= discrete] [Format=numeric] [Range= 1-1] [Missing=*]
--------------------	--

Statistics [NW/ W]	[Valid=832 /-] [Invalid=1266 /-]
---------------------------	----------------------------------

Value	Label	Cases	Percentage
1	新聞節目商業化	832	<div></div> 100.0%
Sysmiss		1266	

Warning: these figures indicate the number of cases found in the data file. They cannot be interpreted as summary statistics of the population of interest.

# h5a.4: H5a. 以新聞節目內容來說，請問你認為哪些是目前臺灣電視新聞最需要解決的問題?(可複選)- 各台新聞節目間內容同質化高			
Information		[Type= discrete] [Format=numeric] [Range= 1-1] [Missing=*]	
Statistics [NW/ W]		[Valid=1341 /-] [Invalid=757 /-]	
Value	Label	Cases	Percentage
1	各台新聞節目間內容同質化高(一窩蜂)	1341	100.0%
Sysmiss		757	
<i>Warning: these figures indicate the number of cases found in the data file. They cannot be interpreted as summary statistics of the population of interest.</i>			
# h5a.5: H5a. 以新聞節目內容來說，請問你認為哪些是目前臺灣電視新聞最需要解決的問題?(可複選)- 新聞報導不夠中立			
Information		[Type= discrete] [Format=numeric] [Range= 1-1] [Missing=*]	
Statistics [NW/ W]		[Valid=1286 /-] [Invalid=812 /-]	
Value	Label	Cases	Percentage
1	新聞報導不夠中立	1286	100.0%
Sysmiss		812	
<i>Warning: these figures indicate the number of cases found in the data file. They cannot be interpreted as summary statistics of the population of interest.</i>			
# h5a.6: H5a. 以新聞節目內容來說，請問你認為哪些是目前臺灣電視新聞最需要解決的問題?(可複選)- 每家新聞節目一直重複報導相同新聞內容			
Information		[Type= discrete] [Format=numeric] [Range= 1-1] [Missing=*]	
Statistics [NW/ W]		[Valid=1593 /-] [Invalid=505 /-]	
Value	Label	Cases	Percentage
1	每家新聞節目一直重複報導相同新聞內容	1593	100.0%
Sysmiss		505	
<i>Warning: these figures indicate the number of cases found in the data file. They cannot be interpreted as summary statistics of the population of interest.</i>			
# h5a.7: H5a. 以新聞節目內容來說，請問你認為哪些是目前臺灣電視新聞最需要解決的問題?(可複選)- 新聞報導不實			
Information		[Type= discrete] [Format=numeric] [Range= 1-1] [Missing=*]	
Statistics [NW/ W]		[Valid=844 /-] [Invalid=1254 /-]	
Value	Label	Cases	Percentage
1	新聞報導不實	844	100.0%
Sysmiss		1254	
<i>Warning: these figures indicate the number of cases found in the data file. They cannot be interpreted as summary statistics of the population of interest.</i>			
# h5a.8: H5a. 以新聞節目內容來說，請問你認為哪些是目前臺灣電視新聞最需要解決的問題?(可複選)- 報導負面新聞居多			
Information		[Type= discrete] [Format=numeric] [Range= 1-1] [Missing=*]	
Statistics [NW/ W]		[Valid=1296 /-] [Invalid=802 /-]	
Value	Label	Cases	Percentage
1	報導負面新聞居多	1296	100.0%
Sysmiss		802	
<i>Warning: these figures indicate the number of cases found in the data file. They cannot be interpreted as summary statistics of the population of interest.</i>			
# h5a.9: H5a. 以新聞節目內容來說，請問你認為哪些是目前臺灣電視新聞最需要解決的問題?(可複選)- 缺乏國際新聞			
Information		[Type= discrete] [Format=numeric] [Range= 1-1] [Missing=*]	
Statistics [NW/ W]		[Valid=854 /-] [Invalid=1244 /-]	

h5a.9: H5a. 以新聞節目內容來說，請問你認為哪些是目前臺灣電視新聞最需要解決的問題?(可複選)-缺乏國際新聞

Value	Label	Cases	Percentage
1	缺乏國際新聞	854	<div><div></div></div> 100.0%
Sysmiss		1244	

Warning: these figures indicate the number of cases found in the data file. They cannot be interpreted as summary statistics of the population of interest.

h5a.10: H5a. 以新聞節目內容來說，請問你認為哪些是目前臺灣電視新聞最需要解決的問題?(可複選)-電視新聞報導不夠深入

Information	[Type= discrete] [Format=numeric] [Range= 1-1] [Missing=*]
Statistics [NW/ W]	[Valid=663 /-] [Invalid=1435 /-]

Value	Label	Cases	Percentage
1	電視新聞報導不夠深入	663	<div><div></div></div> 100.0%
Sysmiss		1435	

Warning: these figures indicate the number of cases found in the data file. They cannot be interpreted as summary statistics of the population of interest.

h5a.88: H5a. 以新聞節目內容來說，請問你認為哪些是目前臺灣電視新聞最需要解決的問題?(可複選)-其他

Information	[Type= discrete] [Format=numeric] [Range= 1-1] [Missing=*]
Statistics [NW/ W]	[Valid=35 /-] [Invalid=2063 /-]

Value	Label	Cases	Percentage
1	其他	35	<div><div></div></div> 100.0%
Sysmiss		2063	

Warning: these figures indicate the number of cases found in the data file. They cannot be interpreted as summary statistics of the population of interest.

h5a.88a: H5a. 以新聞節目內容來說，請問你認為哪些是目前臺灣電視新聞最需要解決的問題?(可複選)-其他(請說明) __

Information	[Type= discrete] [Format=character] [Missing=*]
Statistics [NW/ W]	[Valid=35 /-] [Invalid=0 /-]

Value	Label	Cases	Percentage
不知道		29	<div><div></div></div> 82.9%
使用台語新聞報導太少		2	<div><div></div></div> 5.7%
內容無建設性		1	<div><div></div></div> 2.9%
太多從網路擷取的新聞		1	<div><div></div></div> 2.9%
製造對立		2	<div><div></div></div> 5.7%

Warning: these figures indicate the number of cases found in the data file. They cannot be interpreted as summary statistics of the population of interest.

h5a.80: H5a. 以新聞節目內容來說，請問你認為哪些是目前臺灣電視新聞最需要解決的問題?(可複選)-其他(請說明) __

Information	[Type= discrete] [Format=character] [Missing=*]
Statistics [NW/ W]	[Valid=0 /-] [Invalid=0 /-]

h5a.90: H5a. 以新聞節目內容來說，請問你認為哪些是目前臺灣電視新聞最需要解決的問題?(可複選)-都沒有

Information	[Type= discrete] [Format=numeric] [Range= 1-1] [Missing=*]
Statistics [NW/ W]	[Valid=28 /-] [Invalid=2070 /-]

Value	Label	Cases	Percentage
1	都沒有	28	<div><div></div></div> 100.0%
Sysmiss		2070	

Warning: these figures indicate the number of cases found in the data file. They cannot be interpreted as summary statistics of the population of interest.

h5b.1: H5b. 以電視新聞以外的節目(例如：綜藝、戲劇、影集等)內容來說，請問你認為哪些是目前臺灣電視節目最需要解決的問題?(可複選)-缺乏台灣自製節目

Information	[Type= discrete] [Format=numeric] [Range= 1-1] [Missing=*]
--------------------	--

Statistics [NW/ W]	[Valid=1016 /-] [Invalid=1082 /-]
---------------------------	-----------------------------------

Value	Label	Cases	Percentage
1	缺乏台灣自製節目	1016	<div></div> 100.0%
Sysmiss		1082	

Warning: these figures indicate the number of cases found in the data file. They cannot be interpreted as summary statistics of the population of interest.

h5b.2: H5b. 以電視新聞以外的節目(例如：綜藝、戲劇、影集等)內容來說，請問你認為哪些是目前臺灣電視節目最需要解決的問題?(可複選)-節目違反善良風俗

Information	[Type= discrete] [Format=numeric] [Range= 1-1] [Missing=*]
--------------------	--

Statistics [NW/ W]	[Valid=1115 /-] [Invalid=983 /-]
---------------------------	----------------------------------

Value	Label	Cases	Percentage
1	節目違反善良風俗	1115	<div></div> 100.0%
Sysmiss		983	

Warning: these figures indicate the number of cases found in the data file. They cannot be interpreted as summary statistics of the population of interest.

h5b.3: H5b. 以電視新聞以外的節目(例如：綜藝、戲劇、影集等)內容來說，請問你認為哪些是目前臺灣電視節目最需要解決的問題?(可複選)-置入性行銷太多

Information	[Type= discrete] [Format=numeric] [Range= 1-1] [Missing=*]
--------------------	--

Statistics [NW/ W]	[Valid=993 /-] [Invalid=1105 /-]
---------------------------	----------------------------------

Value	Label	Cases	Percentage
1	置入性行銷太多	993	<div></div> 100.0%
Sysmiss		1105	

Warning: these figures indicate the number of cases found in the data file. They cannot be interpreted as summary statistics of the population of interest.

h5b.4: H5b. 以電視新聞以外的節目(例如：綜藝、戲劇、影集等)內容來說，請問你認為哪些是目前臺灣電視節目最需要解決的問題?(可複選)-節目分級不確實

Information	[Type= discrete] [Format=numeric] [Range= 1-1] [Missing=*]
--------------------	--

Statistics [NW/ W]	[Valid=605 /-] [Invalid=1493 /-]
---------------------------	----------------------------------

Value	Label	Cases	Percentage
1	節目分級不確實	605	<div></div> 100.0%
Sysmiss		1493	

Warning: these figures indicate the number of cases found in the data file. They cannot be interpreted as summary statistics of the population of interest.

h5b.5: H5b. 以電視新聞以外的節目(例如：綜藝、戲劇、影集等)內容來說，請問你認為哪些是目前臺灣電視節目最需要解決的問題?(可複選)-節目內容不佳

Information	[Type= discrete] [Format=numeric] [Range= 1-1] [Missing=*]
--------------------	--

Statistics [NW/ W]	[Valid=1019 /-] [Invalid=1079 /-]
---------------------------	-----------------------------------

Value	Label	Cases	Percentage
1	節目內容不佳	1019	<div></div> 100.0%
Sysmiss		1079	

Warning: these figures indicate the number of cases found in the data file. They cannot be interpreted as summary statistics of the population of interest.

h5b.6: H5b. 以電視新聞以外的節目(例如：綜藝、戲劇、影集等)內容來說，請問你認為哪些是目前臺灣電視節目最需要解決的問題?(可複選)-節目內容同質化

Information	[Type= discrete] [Format=numeric] [Range= 1-1] [Missing=*]
--------------------	--

Statistics [NW/ W]	[Valid=1166 /-] [Invalid=932 /-]
---------------------------	----------------------------------

h5b.6: H5b. 以電視新聞以外的節目(例如：綜藝、戲劇、影集等)內容來說，請問你認為哪些是目前臺灣電視節目最需要解決的問題?(可複選)-節目內容同質化

Value	Label	Cases	Percentage
1	節目內容同質化	1166	<div><div></div></div> 100.0%
Sysmiss		932	

Warning: these figures indicate the number of cases found in the data file. They cannot be interpreted as summary statistics of the population of interest.

h5b.88: H5b. 以電視新聞以外的節目(例如：綜藝、戲劇、影集等)內容來說，請問你認為哪些是目前臺灣電視節目最需要解決的問題?(可複選)-其他

Information	[Type= discrete] [Format=numeric] [Range= 1-1] [Missing=*]
Statistics [NW/ W]	[Valid=65 /-] [Invalid=2033 /-]

Value	Label	Cases	Percentage
1	其他	65	<div><div></div></div> 100.0%
Sysmiss		2033	

Warning: these figures indicate the number of cases found in the data file. They cannot be interpreted as summary statistics of the population of interest.

h5b.88a: H5b. 以電視新聞以外的節目(例如：綜藝、戲劇、影集等)內容來說，請問你認為哪些是目前臺灣電視節目最需要解決的問題?(可複選)-其他(請說明) __

Information	[Type= discrete] [Format=character] [Missing=*]
Statistics [NW/ W]	[Valid=65 /-] [Invalid=0 /-]

Value	Label	Cases	Percentage
不知道		55	<div><div></div></div> 84.6%
台語節目不夠多		1	<div><div></div></div> 1.5%
缺乏國際知識		1	<div><div></div></div> 1.5%
缺乏教育性節目		4	<div><div></div></div> 6.2%
製作經費太少		3	<div><div></div></div> 4.6%
連續劇集數太長		1	<div><div></div></div> 1.5%

Warning: these figures indicate the number of cases found in the data file. They cannot be interpreted as summary statistics of the population of interest.

h5b.90: H5b. 以電視新聞以外的節目(例如：綜藝、戲劇、影集等)內容來說，請問你認為哪些是目前臺灣電視節目最需要解決的問題?(可複選)都沒有

Information	[Type= discrete] [Format=numeric] [Range= 1-1] [Missing=*]
Statistics [NW/ W]	[Valid=46 /-] [Invalid=2052 /-]

Value	Label	Cases	Percentage
1	都沒有	46	<div><div></div></div> 100.0%
Sysmiss		2052	

Warning: these figures indicate the number of cases found in the data file. They cannot be interpreted as summary statistics of the population of interest.

i1.1: I1.1 你多常從電視(例如：新聞、談話節目)獲得健康相關資訊?(**F1**與**F3**皆答**0**者，不需回答此題)

Information	[Type= discrete] [Format=numeric] [Range= 1-4] [Missing=*]
Statistics [NW/ W]	[Valid=1981 /-] [Invalid=117 /-]

Value	Label	Cases	Percentage
1	從來沒有	112	<div><div></div></div> 5.7%
2	很少	556	<div><div></div></div> 28.1%
3	有時	937	<div><div></div></div> 47.3%
4	經常	376	<div><div></div></div> 19.0%
Sysmiss		117	

# i1.1: I1.1 你多常從電視(例如：新聞、談話節目)獲得健康相關資訊?(F1 .與 F3 .皆答 0 者，不需回答此題)			
Warning: these figures indicate the number of cases found in the data file. They cannot be interpreted as summary statistics of the population of interest.			
# i1.2: I1.2. 你多常從報紙(僅限於紙本)獲得健康相關資訊?(C1a .答 0 者，不需回答此題)			
Information	[Type= discrete] [Format=numeric] [Range= 1-4] [Missing=*]		
Statistics [NW/ W]	[Valid=887 /-] [Invalid=1211 /-]		
Value	Label	Cases	Percentage
1	從來沒有	41	<div><div></div></div> 4.6%
2	很少	254	<div><div></div></div> 28.6%
3	有時	410	<div><div></div></div> 46.2%
4	經常	182	<div><div></div></div> 20.5%
Sysmiss		1211	
Warning: these figures indicate the number of cases found in the data file. They cannot be interpreted as summary statistics of the population of interest.			
# i1.3: I1.3. 你多常從廣播獲得健康相關資訊?(E1 .答 0 者，不需回答此題)			
Information	[Type= discrete] [Format=numeric] [Range= 1-4] [Missing=*]		
Statistics [NW/ W]	[Valid=758 /-] [Invalid=1340 /-]		
Value	Label	Cases	Percentage
1	從來沒有	104	<div><div></div></div> 13.7%
2	很少	352	<div><div></div></div> 46.4%
3	有時	226	<div><div></div></div> 29.8%
4	經常	76	<div><div></div></div> 10.0%
Sysmiss		1340	
Warning: these figures indicate the number of cases found in the data file. They cannot be interpreted as summary statistics of the population of interest.			
# i1.4: I1.4. 你多常從網路獲得健康相關資訊?(B1 .答 2 者，不需回答此題)			
Information	[Type= discrete] [Format=numeric] [Range= 1-4] [Missing=*]		
Statistics [NW/ W]	[Valid=1603 /-] [Invalid=495 /-]		
Value	Label	Cases	Percentage
1	從來沒有	123	<div><div></div></div> 7.7%
2	很少	328	<div><div></div></div> 20.5%
3	有時	658	<div><div></div></div> 41.0%
4	經常	494	<div><div></div></div> 30.8%
Sysmiss		495	
Warning: these figures indicate the number of cases found in the data file. They cannot be interpreted as summary statistics of the population of interest.			
# i1.5: I1.5. 你多常從親朋好友(面對面或透過 Line)獲得健康相關資訊?			
Information	[Type= discrete] [Format=numeric] [Range= 1-4] [Missing=*]		
Statistics [NW/ W]	[Valid=2098 /-] [Invalid=0 /-]		
Value	Label	Cases	Percentage
1	從來沒有	143	<div><div></div></div> 6.8%
2	很少	590	<div><div></div></div> 28.1%
3	有時	943	<div><div></div></div> 44.9%
4	經常	422	<div><div></div></div> 20.1%
Warning: these figures indicate the number of cases found in the data file. They cannot be interpreted as summary statistics of the population of interest.			
# i1.6: I1.6. 你多常從醫療院所或藥局接觸到的醫療人員獲得健康相關資訊?			
Information	[Type= discrete] [Format=numeric] [Range= 1-4] [Missing=*]		
Statistics [NW/ W]	[Valid=2098 /-] [Invalid=0 /-]		

i1.6: I1.6. 你多常從醫療院所或藥局接觸到的醫療人員獲得健康相關資訊？

Value	Label	Cases	Percentage
1	從來沒有	202	9.6%
2	很少	970	46.2%
3	有時	672	32.0%
4	經常	254	12.1%

Warning: these figures indicate the number of cases found in the data file. They cannot be interpreted as summary statistics of the population of interest.

i1.7: I1.7. 你多常從政府健康相關單位、醫療院所發的宣傳手冊、衛教單張或海報獲得健康相關資訊？

Information	[Type= discrete] [Format=numeric] [Range= 1-4] [Missing=*]
Statistics [NW/ W]	[Valid=2098 /-] [Invalid=0 /-]

Value	Label	Cases	Percentage
1	從來沒有	348	16.6%
2	很少	1004	47.9%
3	有時	588	28.0%
4	經常	158	7.5%

Warning: these figures indicate the number of cases found in the data file. They cannot be interpreted as summary statistics of the population of interest.

i2.1: I2.1. 你相不相信電視（例如：新聞、談話節目）上所提供的健康相關資訊？

Information	[Type= discrete] [Format=numeric] [Range= 1-5] [Missing=*]
Statistics [NW/ W]	[Valid=2098 /-] [Invalid=0 /-]

Value	Label	Cases	Percentage
1	大部分不相信	67	3.2%
2	不太相信	473	22.5%
3	有點相信	1077	51.3%
4	大部分相信	438	20.9%
5	不適用	43	2.0%

Warning: these figures indicate the number of cases found in the data file. They cannot be interpreted as summary statistics of the population of interest.

i2.2: I2.2. 你相不相信報紙（僅限於紙本）所提供的健康相關資訊？

Information	[Type= discrete] [Format=numeric] [Range= 1-5] [Missing=*]
Statistics [NW/ W]	[Valid=2098 /-] [Invalid=0 /-]

Value	Label	Cases	Percentage
1	大部分不相信	62	3.0%
2	不太相信	355	16.9%
3	有點相信	981	46.8%
4	大部分相信	368	17.5%
5	不適用	332	15.8%

Warning: these figures indicate the number of cases found in the data file. They cannot be interpreted as summary statistics of the population of interest.

i2.3: I2.3. 你相不相信廣播所提供的健康相關資訊？

Information	[Type= discrete] [Format=numeric] [Range= 1-5] [Missing=*]
Statistics [NW/ W]	[Valid=2098 /-] [Invalid=0 /-]

Value	Label	Cases	Percentage
1	大部分不相信	164	7.8%
2	不太相信	586	27.9%
3	有點相信	717	34.2%
4	大部分相信	154	7.3%

i2.3: I2.3. 你相不相信廣播所提供的健康相關資訊?

Value	Label	Cases	Percentage
5	不適用	477	<div></div> 22.7%

Warning: these figures indicate the number of cases found in the data file. They cannot be interpreted as summary statistics of the population of interest.

i2.4: I2.4. 你相不相信網路上所提供的健康相關資訊?

Information	[Type= discrete] [Format=numeric] [Range= 1-5] [Missing=*]
Statistics [NW/ W]	[Valid=2098 /-] [Invalid=0 /-]

Value	Label	Cases	Percentage
1	大部分不相信	109	<div></div> 5.2%
2	不太相信	596	<div></div> 28.4%
3	有點相信	880	<div></div> 41.9%
4	大部分相信	198	<div></div> 9.4%
5	不適用	315	<div></div> 15.0%

Warning: these figures indicate the number of cases found in the data file. They cannot be interpreted as summary statistics of the population of interest.

i2.5: I2.5. 你相不相信親朋好友(面對面或透過Line)分享的健康相關資訊?

Information	[Type= discrete] [Format=numeric] [Range= 1-5] [Missing=*]
Statistics [NW/ W]	[Valid=2098 /-] [Invalid=0 /-]

Value	Label	Cases	Percentage
1	大部分不相信	56	<div></div> 2.7%
2	不太相信	380	<div></div> 18.1%
3	有點相信	1245	<div></div> 59.3%
4	大部分相信	400	<div></div> 19.1%
5	不適用	17	<div></div> 0.8%

Warning: these figures indicate the number of cases found in the data file. They cannot be interpreted as summary statistics of the population of interest.

i2.6: I2.6. 你相不相信醫療院所或藥局接觸到的醫療人員所提供的健康相關資訊?

Information	[Type= discrete] [Format=numeric] [Range= 1-5] [Missing=*]
Statistics [NW/ W]	[Valid=2098 /-] [Invalid=0 /-]

Value	Label	Cases	Percentage
1	大部分不相信	7	<div></div> 0.3%
2	不太相信	107	<div></div> 5.1%
3	有點相信	645	<div></div> 30.7%
4	大部分相信	1326	<div></div> 63.2%
5	不適用	13	<div></div> 0.6%

Warning: these figures indicate the number of cases found in the data file. They cannot be interpreted as summary statistics of the population of interest.

i2.7: I2.7. 你相不相信政府健康相關單位、醫療院所發的宣傳手冊、衛教單張或海報所提供的健康相關資訊?

Information	[Type= discrete] [Format=numeric] [Range= 1-5] [Missing=*]
Statistics [NW/ W]	[Valid=2098 /-] [Invalid=0 /-]

Value	Label	Cases	Percentage
1	大部分不相信	11	<div></div> 0.5%
2	不太相信	104	<div></div> 5.0%
3	有點相信	582	<div></div> 27.7%
4	大部分相信	1352	<div></div> 64.4%
5	不適用	49	<div></div> 2.3%

Warning: these figures indicate the number of cases found in the data file. They cannot be interpreted as summary statistics of the population of interest.

i3: I3. 請問你注不注意像電視、報紙、廣播、網路，這些媒體上關於健康的相關資訊？

Information

[Type= discrete] [Format=numeric] [Range= 1-4] [Missing=*]

Statistics [NW/ W]

[Valid=2098 /-] [Invalid=0 /-]

Value	Label	Cases	Percentage
1	非常不注意	66	<div></div> 3.1%
2	不太注意	421	<div></div> 20.1%
3	有點注意	1198	<div></div> 57.1%
4	非常注意	413	<div></div> 19.7%

Warning: these figures indicate the number of cases found in the data file. They cannot be interpreted as summary statistics of the population of interest.

i4.1: I4.1. 當你看電視、看報紙、聽廣播、用網路得到健康相關資訊時，你多常因為裡面的建議調整你的行為或生活習慣？-你多常因為裡面的建議調整你的行為或生活習慣。

Information

[Type= discrete] [Format=numeric] [Range= 1-4] [Missing=*]

Statistics [NW/ W]

[Valid=2098 /-] [Invalid=0 /-]

Value	Label	Cases	Percentage
1	從來沒有	156	<div></div> 7.4%
2	很少	547	<div></div> 26.1%
3	有時	1132	<div></div> 54.0%
4	經常	263	<div></div> 12.5%

Warning: these figures indicate the number of cases found in the data file. They cannot be interpreted as summary statistics of the population of interest.

i4.2: I4.2. 當你看電視、看報紙、聽廣播、用網路得到健康相關資訊時，你多常因為裡面的建議調整你的行為或生活習慣？-你有多常將看到的建議推薦/轉寄/分享給別人。

Information

[Type= discrete] [Format=numeric] [Range= 1-4] [Missing=*]

Statistics [NW/ W]

[Valid=2098 /-] [Invalid=0 /-]

Value	Label	Cases	Percentage
1	從來沒有	381	<div></div> 18.2%
2	很少	543	<div></div> 25.9%
3	有時	887	<div></div> 42.3%
4	經常	287	<div></div> 13.7%

Warning: these figures indicate the number of cases found in the data file. They cannot be interpreted as summary statistics of the population of interest.

i5: I5. 你覺得你對健康相關議題了解程度有多少？

Information

[Type= discrete] [Format=numeric] [Range= 1-99] [Missing=*]

Statistics [NW/ W]

[Valid=2098 /-] [Invalid=0 /-]

Value	Label	Cases	Percentage
1	大部分不了解	49	<div></div> 2.3%
2	不太了解	439	<div></div> 20.9%
3	有點了解	1219	<div></div> 58.1%
4	大部分了解	386	<div></div> 18.4%
91	無法判斷	3	0.1%
99	不知道	2	0.1%

Warning: these figures indicate the number of cases found in the data file. They cannot be interpreted as summary statistics of the population of interest.

i6.1: I6.1. 請問你同不同意下列說法？-盡可能過著健康的生活對你來說很重要。

Information

[Type= discrete] [Format=numeric] [Range= 1-5] [Missing=*]

Statistics [NW/ W]

[Valid=2098 /-] [Invalid=0 /-]

i6.1: I6.1. 請問你同不同意下列說法?-盡可能過著健康的生活對你來說很重要。

Value	Label	Cases	Percentage
1	非常不同意	1	0.0%
2	不同意	12	0.6%
3	普通	130	6.2%
4	同意	1031	49.1%
5	非常同意	924	44.0%

Warning: these figures indicate the number of cases found in the data file. They cannot be interpreted as summary statistics of the population of interest.

i6.2: I6.2. 請問你同不同意下列說法?-你會盡力讓自己保持健康。

Information	[Type= discrete] [Format=numeric] [Range= 1-5] [Missing=*]
Statistics [NW/ W]	[Valid=2098 /-] [Invalid=0 /-]

Value	Label	Cases	Percentage
1	非常不同意	1	0.0%
2	不同意	8	0.4%
3	普通	141	6.7%
4	同意	1000	47.7%
5	非常同意	948	45.2%

Warning: these figures indicate the number of cases found in the data file. They cannot be interpreted as summary statistics of the population of interest.

j1.1: J1.1. 你平日多常透過電視獲得食品安全(例如：塑化劑、食用油安全、黑心食品、農藥殘留)相關資訊?(F1.與F3.皆答0者，不需回答此題)

Information	[Type= discrete] [Format=numeric] [Range= 1-4] [Missing=*]
Statistics [NW/ W]	[Valid=1981 /-] [Invalid=117 /-]

Value	Label	Cases	Percentage
1	從來沒有	43	2.2%
2	很少	276	13.9%
3	有時	864	43.6%
4	經常	798	40.3%
Sysmiss		117	

Warning: these figures indicate the number of cases found in the data file. They cannot be interpreted as summary statistics of the population of interest.

j1.2: J1.2. 你平日多常透過報紙(僅限於紙本)獲得食品安全(例如：塑化劑、食用油安全、黑心食品、農藥殘留)相關資訊?(C1a.答0者，不需回答此題)

Information	[Type= discrete] [Format=numeric] [Range= 1-4] [Missing=*]
Statistics [NW/ W]	[Valid=887 /-] [Invalid=1211 /-]

Value	Label	Cases	Percentage
1	從來沒有	20	2.3%
2	很少	176	19.8%
3	有時	424	47.8%
4	經常	267	30.1%
Sysmiss		1211	

Warning: these figures indicate the number of cases found in the data file. They cannot be interpreted as summary statistics of the population of interest.

j1.3: J1.3. 你平日多常透過廣播獲得食品安全(例如：塑化劑、食用油安全、黑心食品、農藥殘留)相關資訊?(E1.答0者，不需回答此題)

Information	[Type= discrete] [Format=numeric] [Range= 1-4] [Missing=*]
Statistics [NW/ W]	[Valid=758 /-] [Invalid=1340 /-]

j1.3: J1.3. 你平日多常透過廣播獲得食品安全(例如：塑化劑、食用油安全、黑心食品、農藥殘留)相關資訊?(**E1.答0**者，不需回答此題)

Value	Label	Cases	Percentage
1	從來沒有	75	<div><div></div></div> 9.9%
2	很少	299	<div><div></div></div> 39.4%
3	有時	277	<div><div></div></div> 36.5%
4	經常	107	<div><div></div></div> 14.1%
Sysmiss		1340	

Warning: these figures indicate the number of cases found in the data file. They cannot be interpreted as summary statistics of the population of interest.

j1.4: J1.4. 你平日多常透過雜誌(僅限於紙本)獲得食品安全(例如：塑化劑、食用油安全、黑心食品、農藥殘留)相關資訊?(**D1a.答0**者，不需回答此題)

Information	[Type= discrete] [Format=numeric] [Range= 1-4] [Missing=*]
Statistics [NW/ W]	[Valid=618 /-] [Invalid=1480 /-]

Value	Label	Cases	Percentage
1	從來沒有	59	<div><div></div></div> 9.5%
2	很少	239	<div><div></div></div> 38.7%
3	有時	224	<div><div></div></div> 36.2%
4	經常	96	<div><div></div></div> 15.5%
Sysmiss		1480	

Warning: these figures indicate the number of cases found in the data file. They cannot be interpreted as summary statistics of the population of interest.

j1.5: J1.5. 你平日多常透過網路獲得食品安全(例如：塑化劑、食用油安全、黑心食品、農藥殘留)相關資訊?(**B1.答2**者，不需回答此題)

Information	[Type= discrete] [Format=numeric] [Range= 1-4] [Missing=*]
Statistics [NW/ W]	[Valid=1603 /-] [Invalid=495 /-]

Value	Label	Cases	Percentage
1	從來沒有	113	<div><div></div></div> 7.0%
2	很少	264	<div><div></div></div> 16.5%
3	有時	697	<div><div></div></div> 43.5%
4	經常	529	<div><div></div></div> 33.0%
Sysmiss		495	

Warning: these figures indicate the number of cases found in the data file. They cannot be interpreted as summary statistics of the population of interest.

j1.6: J1.6. 你平日多常透過親朋好友/街坊鄰居/同儕(同事)獲得食品安全(例如：塑化劑、食用油安全、黑心食品、農藥殘留)相關資訊?

Information	[Type= discrete] [Format=numeric] [Range= 1-4] [Missing=*]
Statistics [NW/ W]	[Valid=2098 /-] [Invalid=0 /-]

Value	Label	Cases	Percentage
1	從來沒有	155	<div><div></div></div> 7.4%
2	很少	609	<div><div></div></div> 29.0%
3	有時	991	<div><div></div></div> 47.2%
4	經常	343	<div><div></div></div> 16.3%

Warning: these figures indicate the number of cases found in the data file. They cannot be interpreted as summary statistics of the population of interest.

j2.1: J2.1. 你相不相信電視所提供的食品安全(例如：塑化劑、食用油安全、黑心食品、農藥殘留)相關資訊?

Information	[Type= discrete] [Format=numeric] [Range= 1-5] [Missing=*]
Statistics [NW/ W]	[Valid=2098 /-] [Invalid=0 /-]

j2.1: J2.1. 你相不相信電視所提供的食品安全(例如：塑化劑、食用油安全、黑心食品、農藥殘留)相關資訊？

Value	Label	Cases	Percentage
1	大部分不相信	42	2.0%
2	不太相信	290	13.8%
3	有點相信	1112	53.0%
4	大部分相信	624	29.7%
5	不適用	30	1.4%

Warning: these figures indicate the number of cases found in the data file. They cannot be interpreted as summary statistics of the population of interest.

j2.2: J2.2. 你相不相信報紙(僅限於紙本)所提供的食品安全(例如：塑化劑、食用油安全、黑心食品、農藥殘留)相關資訊？

Information	[Type= discrete] [Format=numeric] [Range= 1-5] [Missing=*]
Statistics [NW/ W]	[Valid=2098 /-] [Invalid=0 /-]

Value	Label	Cases	Percentage
1	大部分不相信	47	2.2%
2	不太相信	259	12.3%
3	有點相信	989	47.1%
4	大部分相信	470	22.4%
5	不適用	333	15.9%

Warning: these figures indicate the number of cases found in the data file. They cannot be interpreted as summary statistics of the population of interest.

j2.3: J2.3. 你相不相信廣播所提供的食品安全(例如：塑化劑、食用油安全、黑心食品、農藥殘留)相關資訊？

Information	[Type= discrete] [Format=numeric] [Range= 1-5] [Missing=*]
Statistics [NW/ W]	[Valid=2098 /-] [Invalid=0 /-]

Value	Label	Cases	Percentage
1	大部分不相信	108	5.1%
2	不太相信	424	20.2%
3	有點相信	851	40.6%
4	大部分相信	236	11.2%
5	不適用	479	22.8%

Warning: these figures indicate the number of cases found in the data file. They cannot be interpreted as summary statistics of the population of interest.

j2.4: J2.4. 你相不相信雜誌(僅限於紙本)所提供的食品安全(例如：塑化劑、食用油安全、黑心食品、農藥殘留)相關資訊？

Information	[Type= discrete] [Format=numeric] [Range= 1-5] [Missing=*]
Statistics [NW/ W]	[Valid=2098 /-] [Invalid=0 /-]

Value	Label	Cases	Percentage
1	大部分不相信	72	3.4%
2	不太相信	349	16.6%
3	有點相信	845	40.3%
4	大部分相信	277	13.2%
5	不適用	555	26.5%

Warning: these figures indicate the number of cases found in the data file. They cannot be interpreted as summary statistics of the population of interest.

# j2.5: J2.5. 你相不相信網路所提供的食品安全(例如：塑化劑、食用油安全、黑心食品、農藥殘留)相關資訊?			
Information	[Type= discrete] [Format=numeric] [Range= 1-5] [Missing=*]		
Statistics [NW/ W]	[Valid=2098 /-] [Invalid=0 /-]		
Value	Label	Cases	Percentage
1	大部分不相信	86	<div><div></div></div> 4.1%
2	不太相信	456	<div><div></div></div> 21.7%
3	有點相信	977	<div><div></div></div> 46.6%
4	大部分相信	264	<div><div></div></div> 12.6%
5	不適用	315	<div><div></div></div> 15.0%
Warning: these figures indicate the number of cases found in the data file. They cannot be interpreted as summary statistics of the population of interest.			
# j2.6: J2.6. 你相不相信親朋好友/街坊鄰居/同儕(同事)所提供的食品安全相關資訊?(例如：塑化劑、食用油安全、黑心食品、農藥殘留)			
Information	[Type= discrete] [Format=numeric] [Range= 1-5] [Missing=*]		
Statistics [NW/ W]	[Valid=2098 /-] [Invalid=0 /-]		
Value	Label	Cases	Percentage
1	大部分不相信	33	<div><div></div></div> 1.6%
2	不太相信	338	<div><div></div></div> 16.1%
3	有點相信	1258	<div><div></div></div> 60.0%
4	大部分相信	451	<div><div></div></div> 21.5%
5	不適用	18	<div><div></div></div> 0.9%
Warning: these figures indicate the number of cases found in the data file. They cannot be interpreted as summary statistics of the population of interest.			
# j3: J3. 當食品安全發生時，你會不會和他人分享食品安全(例如：塑化劑、食用油安全、黑心食品、農藥殘留)相關資訊?			
Information	[Type= discrete] [Format=numeric] [Range= 1-2] [Missing=*]		
Statistics [NW/ W]	[Valid=2098 /-] [Invalid=0 /-]		
Value	Label	Cases	Percentage
1	會	1530	<div><div></div></div> 72.9%
2	不會(跳答至J5.)	568	<div><div></div></div> 27.1%
Warning: these figures indicate the number of cases found in the data file. They cannot be interpreted as summary statistics of the population of interest.			
# j4.1: J4. 請問當食品安全(例如：塑化劑、食用油安全、黑心食品、農藥殘留)問題發生時，你通常透過哪些管道分享相關資訊(台語：代誌)?(可複選)-面對面(包含：親朋好友/街坊鄰居/同儕(同事))			
Information	[Type= discrete] [Format=numeric] [Range= 1-1] [Missing=*]		
Statistics [NW/ W]	[Valid=1319 /-] [Invalid=779 /-]		
Value	Label	Cases	Percentage
1	面對面	1319	<div><div></div></div> 100.0%
Sysmiss		779	
Warning: these figures indicate the number of cases found in the data file. They cannot be interpreted as summary statistics of the population of interest.			
# j4.2: J4. 請問當食品安全(例如：塑化劑、食用油安全、黑心食品、農藥殘留)問題發生時，你通常透過哪些管道分享相關資訊(台語：代誌)?(可複選)-社群媒體(例如：臉書、推特)(B1.答2者、或G5(06)答0者，不需此選項)			
Information	[Type= discrete] [Format=numeric] [Range= 1-1] [Missing=*]		
Statistics [NW/ W]	[Valid=536 /-] [Invalid=1562 /-]		
Value	Label	Cases	Percentage
1	社群媒體	536	<div><div></div></div> 100.0%
Sysmiss		1562	
Warning: these figures indicate the number of cases found in the data file. They cannot be interpreted as summary statistics of the population of interest.			

j4.3: J4. 請問當食品安全(例如：塑化劑、食用油安全、黑心食品、農藥殘留)問題發生時，你通常透過哪些管道分享相關資訊(台語：代誌)?(可複選)-即時通訊(例如：Skype、Line、微信、臉書訊息messenger)(B1.答2者、或G5(05)答1者，不需此選項)

Information	[Type= discrete] [Format=numeric] [Range= 1-1] [Missing=*]		
Statistics [NW/ W]	[Valid=885 /-] [Invalid=1213 /-]		
Value	Label	Cases	Percentage
1	即時通訊	885	<div><div></div></div> 100.0%
Sysmiss		1213	
Warning: these figures indicate the number of cases found in the data file. They cannot be interpreted as summary statistics of the population of interest.			

j4.4: J4. 請問當食品安全(例如：塑化劑、食用油安全、黑心食品、農藥殘留)問題發生時，你通常透過哪些管道分享相關資訊(台語：代誌)?(可複選)-BBS(電子佈告欄)(B1.答2者，不需此選項)

Information	[Type= discrete] [Format=numeric] [Range= 1-1] [Missing=*]		
Statistics [NW/ W]	[Valid=17 /-] [Invalid=2081 /-]		
Value	Label	Cases	Percentage
1	BBS	17	<div><div></div></div> 100.0%
Sysmiss		2081	
Warning: these figures indicate the number of cases found in the data file. They cannot be interpreted as summary statistics of the population of interest.			

j4.5: J4. 請問當食品安全(例如：塑化劑、食用油安全、黑心食品、農藥殘留)問題發生時，你通常透過哪些管道分享相關資訊(台語：代誌)?(可複選)-電子信箱(B1.答2者、或G5(01)答1者，不需此選項)

Information	[Type= discrete] [Format=numeric] [Range= 1-1] [Missing=*]		
Statistics [NW/ W]	[Valid=61 /-] [Invalid=2037 /-]		
Value	Label	Cases	Percentage
1	電子信箱	61	<div><div></div></div> 100.0%
Sysmiss		2037	
Warning: these figures indicate the number of cases found in the data file. They cannot be interpreted as summary statistics of the population of interest.			

j4.6: J4. 請問當食品安全(例如：塑化劑、食用油安全、黑心食品、農藥殘留)問題發生時，你通常透過哪些管道分享相關資訊(台語：代誌)?(可複選)-電話(包含：市話、手機通話)

Information	[Type= discrete] [Format=numeric] [Range= 1-1] [Missing=*]		
Statistics [NW/ W]	[Valid=420 /-] [Invalid=1678 /-]		
Value	Label	Cases	Percentage
1	電話	420	<div><div></div></div> 100.0%
Sysmiss		1678	
Warning: these figures indicate the number of cases found in the data file. They cannot be interpreted as summary statistics of the population of interest.			

j4.88: J4. 請問當食品安全(例如：塑化劑、食用油安全、黑心食品、農藥殘留)問題發生時，你通常透過哪些管道分享相關資訊(台語：代誌)?(可複選)-其他

Information	[Type= discrete] [Format=numeric] [Range= 1-1] [Missing=*]		
Statistics [NW/ W]	[Valid=0 /-] [Invalid=2098 /-]		
Value	Label	Cases	Percentage
1	其他	0	<div><div></div></div>
Sysmiss		2098	
Warning: these figures indicate the number of cases found in the data file. They cannot be interpreted as summary statistics of the population of interest.			

j4.88a: J4. 請問當食品安全(例如：塑化劑、食用油安全、黑心食品、農藥殘留)問題發生時，你通常透過哪些管道分享相關資訊(台語：代誌)?(可複選)-其他(請說明) __

Information	[Type= discrete] [Format=character] [Missing=*]		
-------------	---	--	--

j4.88a: J4. 請問當食品安全(例如：塑化劑、食用油安全、黑心食品、農藥殘留)問題發生時，你通常透過哪些管道分享相關資訊(台語：代誌)?(可複選)-其他(請說明)__

Statistics [NW/ W]	[Valid=0 /-] [Invalid=0 /-]
---------------------------	-----------------------------

j5: J5. 請問你覺得食品安全問題(例如：塑化劑、食用油安全、黑心食品、農藥殘留)對你健康影響嚴不嚴重？

Information	[Type= discrete] [Format=numeric] [Range= 1-4] [Missing=*]
--------------------	--

Statistics [NW/ W]	[Valid=2098 /-] [Invalid=0 /-]
---------------------------	--------------------------------

Value	Label	Cases	Percentage
1	很不嚴重	28	1.3%
2	不太嚴重	312	14.9%
3	有點嚴重	728	34.7%
4	很嚴重	1030	49.1%

Warning: these figures indicate the number of cases found in the data file. They cannot be interpreted as summary statistics of the population of interest.

j6: J6. 請問你覺得食品安全問題(例如：塑化劑、食用油安全、黑心食品、農藥殘留)可不可能對你的健康造成影響？

Information	[Type= discrete] [Format=numeric] [Range= 1-4] [Missing=*]
--------------------	--

Statistics [NW/ W]	[Valid=2098 /-] [Invalid=0 /-]
---------------------------	--------------------------------

Value	Label	Cases	Percentage
1	很不可能	13	0.6%
2	不太可能	144	6.9%
3	有點可能	803	38.3%
4	很可能	1138	54.2%

Warning: these figures indicate the number of cases found in the data file. They cannot be interpreted as summary statistics of the population of interest.

j7: J7. 請問你或你的家人是否曾經受到食品安全問題(例如：塑化劑、食用油安全、黑心食品、農藥殘留)的影響？

Information	[Type= discrete] [Format=numeric] [Range= 1-99] [Missing=*]
--------------------	---

Statistics [NW/ W]	[Valid=2098 /-] [Invalid=0 /-]
---------------------------	--------------------------------

Value	Label	Cases	Percentage
1	是	670	31.9%
2	否	1394	66.4%
99	不知道	34	1.6%

Warning: these figures indicate the number of cases found in the data file. They cannot be interpreted as summary statistics of the population of interest.

j8: J8. 請問你關不關心食品安全(例如：塑化劑、食用油安全、黑心食品、農藥殘留)議題？

Information	[Type= discrete] [Format=numeric] [Range= 1-4] [Missing=*]
--------------------	--

Statistics [NW/ W]	[Valid=2098 /-] [Invalid=0 /-]
---------------------------	--------------------------------

Value	Label	Cases	Percentage
1	很不關心	7	0.3%
2	不太關心	120	5.7%
3	有點關心	825	39.3%
4	很關心	1146	54.6%

Warning: these figures indicate the number of cases found in the data file. They cannot be interpreted as summary statistics of the population of interest.

j9.1: J9. 請問你會不會做下列事情來預防食品安全(例如：塑化劑、食用油安全、黑心食品、農藥殘留)問題?(可複選)-少喝塑膠杯裝的飲料

Information	[Type= discrete] [Format=numeric] [Range= 1-1] [Missing=*]
--------------------	--

Statistics [NW/ W]	[Valid=1475 /-] [Invalid=623 /-]
---------------------------	----------------------------------

j9.1: J9. 請問你會不會做下列事情來預防食品安全(例如：塑化劑、食用油安全、黑心食品、農藥殘留)問題?(可複選)-少喝塑膠杯裝的飲料

Value	Label	Cases	Percentage
1	少喝塑膠杯裝的飲料	1475	<div><div></div></div> 100.0%
Sysmiss		623	

Warning: these figures indicate the number of cases found in the data file. They cannot be interpreted as summary statistics of the population of interest.

j9.2: J9. 請問你會不會做下列事情來預防食品安全(例如：塑化劑、食用油安全、黑心食品、農藥殘留)問題?(可複選)-少用塑膠袋、塑膠容器、塑膠膜盛裝熟食或微波加熱

Information	[Type= discrete] [Format=numeric] [Range= 1-1] [Missing=*]
Statistics [NW/ W]	[Valid=1598 -/] [Invalid=500 -/]

Value	Label	Cases	Percentage
1	少用塑膠袋、塑膠容器、塑膠膜盛裝熟食或微波加熱	1598	<div><div></div></div> 100.0%
Sysmiss		500	

Warning: these figures indicate the number of cases found in the data file. They cannot be interpreted as summary statistics of the population of interest.

j9.3: J9. 請問你會不會做下列事情來預防食品安全(例如：塑化劑、食用油安全、黑心食品、農藥殘留)問題?(可複選)-少用保鮮膜進行微波或蒸煮

Information	[Type= discrete] [Format=numeric] [Range= 1-1] [Missing=*]
Statistics [NW/ W]	[Valid=1395 -/] [Invalid=703 -/]

Value	Label	Cases	Percentage
1	少用保鮮膜進行微波或蒸煮	1395	<div><div></div></div> 100.0%
Sysmiss		703	

Warning: these figures indicate the number of cases found in the data file. They cannot be interpreted as summary statistics of the population of interest.

j9.4: J9. 請問你會不會做下列事情來預防食品安全(例如：塑化劑、食用油安全、黑心食品、農藥殘留)問題?(可複選)-不同烹調方式使用不同油品

Information	[Type= discrete] [Format=numeric] [Range= 1-1] [Missing=*]
Statistics [NW/ W]	[Valid=843 -/] [Invalid=1255 -/]

Value	Label	Cases	Percentage
1	不同烹調方式使用不同油品	843	<div><div></div></div> 100.0%
Sysmiss		1255	

Warning: these figures indicate the number of cases found in the data file. They cannot be interpreted as summary statistics of the population of interest.

j9.5: J9. 請問你會不會做下列事情來預防食品安全(例如：塑化劑、食用油安全、黑心食品、農藥殘留)問題?(可複選)-避免新舊油混用

Information	[Type= discrete] [Format=numeric] [Range= 1-1] [Missing=*]
Statistics [NW/ W]	[Valid=1243 -/] [Invalid=855 -/]

Value	Label	Cases	Percentage
1	避免新舊油混用	1243	<div><div></div></div> 100.0%
Sysmiss		855	

Warning: these figures indicate the number of cases found in the data file. They cannot be interpreted as summary statistics of the population of interest.

j9.6: J9. 請問你會不會做下列事情來預防食品安全(例如：塑化劑、食用油安全、黑心食品、農藥殘留)問題?(可複選)-避免選購來源不明的食物

Information	[Type= discrete] [Format=numeric] [Range= 1-1] [Missing=*]
Statistics [NW/ W]	[Valid=1718 -/] [Invalid=380 -/]

Value	Label	Cases	Percentage
1	避免選購來源不明的食物	1718	<div><div></div></div> 100.0%

j9.6: J9. 請問你會不會做下列事情來預防食品安全(例如：塑化劑、食用油安全、黑心食品、農藥殘留)問題?(可複選)-避免選購來源不明的食物

Value	Label	Cases	Percentage
Sysmiss		380	

Warning: these figures indicate the number of cases found in the data file. They cannot be interpreted as summary statistics of the population of interest.

j9.7: J9. 請問你會不會做下列事情來預防食品安全(例如：塑化劑、食用油安全、黑心食品、農藥殘留)問題?(可複選)-購買商品前會注意看食品成分

Information	[Type= discrete] [Format=numeric] [Range= 1-1] [Missing=*]
--------------------	--

Statistics [NW/ W]	[Valid=1516 /-] [Invalid=582 /-]
---------------------------	----------------------------------

Value	Label	Cases	Percentage
1	購買商品前會注意看食品成分	1516	100.0%
Sysmiss		582	

Warning: these figures indicate the number of cases found in the data file. They cannot be interpreted as summary statistics of the population of interest.

j9.8: J9. 請問你會不會做下列事情來預防食品安全(例如：塑化劑、食用油安全、黑心食品、農藥殘留)問題?(可複選)-只吃當季盛產的蔬果，搶收的盡量別吃

Information	[Type= discrete] [Format=numeric] [Range= 1-1] [Missing=*]
--------------------	--

Statistics [NW/ W]	[Valid=1134 /-] [Invalid=964 /-]
---------------------------	----------------------------------

Value	Label	Cases	Percentage
1	只吃當季盛產的蔬果，搶收的盡量別吃	1134	100.0%
Sysmiss		964	

Warning: these figures indicate the number of cases found in the data file. They cannot be interpreted as summary statistics of the population of interest.

j9.9: J9. 請問你會不會做下列事情來預防食品安全(例如：塑化劑、食用油安全、黑心食品、農藥殘留)問題?(可複選)-少生食

Information	[Type= discrete] [Format=numeric] [Range= 1-1] [Missing=*]
--------------------	--

Statistics [NW/ W]	[Valid=1208 /-] [Invalid=890 /-]
---------------------------	----------------------------------

Value	Label	Cases	Percentage
1	少生食	1208	100.0%
Sysmiss		890	

Warning: these figures indicate the number of cases found in the data file. They cannot be interpreted as summary statistics of the population of interest.

j9.10: J9. 請問你會不會做下列事情來預防食品安全(例如：塑化劑、食用油安全、黑心食品、農藥殘留)問題?(可複選)-需要剝皮的水果如香蕉橘子荔枝等一定先洗過再剝皮

Information	[Type= discrete] [Format=numeric] [Range= 1-1] [Missing=*]
--------------------	--

Statistics [NW/ W]	[Valid=805 /-] [Invalid=1293 /-]
---------------------------	----------------------------------

Value	Label	Cases	Percentage
1	需要剝皮的水果如香蕉橘子荔枝等一定先洗過再剝皮	805	100.0%
Sysmiss		1293	

Warning: these figures indicate the number of cases found in the data file. They cannot be interpreted as summary statistics of the population of interest.

j9.11: J9. 請問你會不會做下列事情來預防食品安全(例如：塑化劑、食用油安全、黑心食品、農藥殘留)問題?(可複選)-其他

Information	[Type= discrete] [Format=numeric] [Range= 1-1] [Missing=*]
--------------------	--

Statistics [NW/ W]	[Valid=17 /-] [Invalid=2081 /-]
---------------------------	---------------------------------

Value	Label	Cases	Percentage
1	其他	17	100.0%
Sysmiss		2081	

Warning: these figures indicate the number of cases found in the data file. They cannot be interpreted as summary statistics of the population of interest.

j9.11a: J9. 請問你會不會做下列事情來預防食品安全(例如：塑化劑、食用油安全、黑心食品、農藥殘留)問題?(可複選)-其他—

Information	[Type= discrete] [Format=character] [Missing=*]
Statistics [NW/ W]	[Valid=17 /-] [Invalid=0 /-]

Value	Label	Cases	Percentage
少吃外食		2	<div><div></div></div> 11.8%
購買有機食品或產品		2	<div><div></div></div> 11.8%
都不會		13	<div><div></div></div> 76.5%

Warning: these figures indicate the number of cases found in the data file. They cannot be interpreted as summary statistics of the population of interest.

j10: J10.當食品安全(例如：塑化劑、食用油安全、黑心食品、農藥殘留)發生時，你覺得政府有沒有辦法解決?

Information	[Type= discrete] [Format=numeric] [Range= 1-4] [Missing=*]
Statistics [NW/ W]	[Valid=2098 /-] [Invalid=0 /-]

Value	Label	Cases	Percentage
1	沒辦法	557	<div><div></div></div> 26.5%
2	應該沒辦法	691	<div><div></div></div> 32.9%
3	應該有辦法	745	<div><div></div></div> 35.5%
4	有辦法	105	<div><div></div></div> 5.0%

Warning: these figures indicate the number of cases found in the data file. They cannot be interpreted as summary statistics of the population of interest.

k1.1: K1.1. 你平日多常透過電視獲得空氣污染(例如：汽機車或工廠廢氣、霧霾、細懸浮微粒**PM2.5**)相關資訊?(**F1.**與**F3.**皆答**0**者，不需回答此題)

Information	[Type= discrete] [Format=numeric] [Range= 1-4] [Missing=*]
Statistics [NW/ W]	[Valid=1981 /-] [Invalid=117 /-]

Value	Label	Cases	Percentage
1	從來沒有	87	<div><div></div></div> 4.4%
2	很少	366	<div><div></div></div> 18.5%
3	有時	911	<div><div></div></div> 46.0%
4	經常	617	<div><div></div></div> 31.1%
Sysmiss		117	

Warning: these figures indicate the number of cases found in the data file. They cannot be interpreted as summary statistics of the population of interest.

k1.2: K1.2. 你平日多常透過報紙(僅限於紙本)獲得空氣污染(例如：汽機車或工廠廢氣、霧霾、細懸浮微粒**PM2.5**)相關資訊?(**C1a.**答**0**者，不需回答此題)

Information	[Type= discrete] [Format=numeric] [Range= 1-4] [Missing=*]
Statistics [NW/ W]	[Valid=887 /-] [Invalid=1211 /-]

Value	Label	Cases	Percentage
1	從來沒有	60	<div><div></div></div> 6.8%
2	很少	261	<div><div></div></div> 29.4%
3	有時	409	<div><div></div></div> 46.1%
4	經常	157	<div><div></div></div> 17.7%
Sysmiss		1211	

Warning: these figures indicate the number of cases found in the data file. They cannot be interpreted as summary statistics of the population of interest.

k1.3: K1.3. 你平日多常透過廣播獲得空氣污染(例如：汽機車或工廠廢氣、霧霾、細懸浮微粒**PM2.5**)相關資訊?(**E1.**答**0**者，不需回答此題)

Information	[Type= discrete] [Format=numeric] [Range= 1-4] [Missing=*]
Statistics [NW/ W]	[Valid=758 /-] [Invalid=1340 /-]

k1.3: K1.3. 你平日多常透過廣播獲得空氣污染(例如：汽機車或工廠廢氣、霧霾、細懸浮微粒**PM2.5**)相關資訊?(**E1. 答0**者，不需回答此題)

Value	Label	Cases	Percentage
1	從來沒有	107	<div><div></div></div> 14.1%
2	很少	288	<div><div></div></div> 38.0%
3	有時	254	<div><div></div></div> 33.5%
4	經常	109	<div><div></div></div> 14.4%
Sysmiss		1340	

Warning: these figures indicate the number of cases found in the data file. They cannot be interpreted as summary statistics of the population of interest.

k1.4: K1.4. 你平日多常透過雜誌(僅限於紙本)獲得空氣污染(例如：汽機車或工廠廢氣、霧霾、細懸浮微粒**PM2.5**)相關資訊?(**D1a. 答0**者，不需回答此題)

Information	[Type= discrete] [Format=numeric] [Range= 1-4] [Missing=*]
Statistics [NW/ W]	[Valid=618 /-] [Invalid=1480 /-]

Value	Label	Cases	Percentage
1	從來沒有	133	<div><div></div></div> 21.5%
2	很少	268	<div><div></div></div> 43.4%
3	有時	166	<div><div></div></div> 26.9%
4	經常	51	<div><div></div></div> 8.3%
Sysmiss		1480	

Warning: these figures indicate the number of cases found in the data file. They cannot be interpreted as summary statistics of the population of interest.

k1.5: K1.5. 你平日多常透過網路獲得空氣污染(例如：汽機車或工廠廢氣、霧霾、細懸浮微粒**PM2.5**)相關資訊?(**B1. 答2**者，不需回答此題)

Information	[Type= discrete] [Format=numeric] [Range= 1-4] [Missing=*]
Statistics [NW/ W]	[Valid=1603 /-] [Invalid=495 /-]

Value	Label	Cases	Percentage
1	從來沒有	193	<div><div></div></div> 12.0%
2	很少	376	<div><div></div></div> 23.5%
3	有時	619	<div><div></div></div> 38.6%
4	經常	415	<div><div></div></div> 25.9%
Sysmiss		495	

Warning: these figures indicate the number of cases found in the data file. They cannot be interpreted as summary statistics of the population of interest.

k1.6: K1.6. 你平日多常透過親朋好友/街坊鄰居/同儕(同事)獲得空氣污染(例如：汽機車或工廠廢氣、霧霾、細懸浮微粒**PM2.5**)相關資訊?

Information	[Type= discrete] [Format=numeric] [Range= 1-4] [Missing=*]
Statistics [NW/ W]	[Valid=2098 /-] [Invalid=0 /-]

Value	Label	Cases	Percentage
1	從來沒有	410	<div><div></div></div> 19.5%
2	很少	848	<div><div></div></div> 40.4%
3	有時	682	<div><div></div></div> 32.5%
4	經常	158	<div><div></div></div> 7.5%

Warning: these figures indicate the number of cases found in the data file. They cannot be interpreted as summary statistics of the population of interest.

k2.1: K2. 請問當空氣污染(例如：汽機車或工廠廢氣、霧霾、細懸浮微粒**PM2.5**)發生時，你最常透過哪些管道蒐集更多空氣污染相關資訊(台語：代誌)?(可複選)-電視(**F1. 與F3. 皆答0**天，不需此選項)

Information	[Type= discrete] [Format=numeric] [Range= 1-1] [Missing=*]
Statistics [NW/ W]	[Valid=1518 /-] [Invalid=580 /-]

k2.1: K2. 請問當空氣污染(例如：汽機車或工廠廢氣、霧霾、細懸浮微粒**PM2.5**)發生時，你最常透過哪些管道蒐集更多空氣污染相關資訊(台語：代誌)?(可複選)-電視(**F1**.與**F3**.皆答**0**天，不需此選項)

Value	Label	Cases	Percentage
1	電視	1518	100.0%
Sysmiss		580	

Warning: these figures indicate the number of cases found in the data file. They cannot be interpreted as summary statistics of the population of interest.

k2.2: K2. 請問當空氣污染(例如：汽機車或工廠廢氣、霧霾、細懸浮微粒**PM2.5**)發生時，你最常透過哪些管道蒐集更多空氣污染相關資訊(台語：代誌)?(可複選)-報紙(**C1a**.答**0**者，不需此選項)

Information	[Type= discrete] [Format=numeric] [Range= 1-1] [Missing=*]
Statistics [NW/ W]	[Valid=385 -] [Invalid=1713 -]

Value	Label	Cases	Percentage
1	報紙	385	100.0%
Sysmiss		1713	

Warning: these figures indicate the number of cases found in the data file. They cannot be interpreted as summary statistics of the population of interest.

k2.3: K2. 請問當空氣污染(例如：汽機車或工廠廢氣、霧霾、細懸浮微粒**PM2.5**)發生時，你最常透過哪些管道蒐集更多空氣污染相關資訊(台語：代誌)?(可複選)-廣播(**E1**.答**0**者，不需此選項)

Information	[Type= discrete] [Format=numeric] [Range= 1-1] [Missing=*]
Statistics [NW/ W]	[Valid=238 -] [Invalid=1860 -]

Value	Label	Cases	Percentage
1	廣播	238	100.0%
Sysmiss		1860	

Warning: these figures indicate the number of cases found in the data file. They cannot be interpreted as summary statistics of the population of interest.

k2.4: K2. 請問當空氣污染(例如：汽機車或工廠廢氣、霧霾、細懸浮微粒**PM2.5**)發生時，你最常透過哪些管道蒐集更多空氣污染相關資訊(台語：代誌)?(可複選)-網路(**B1**.答**2**者，不需此選項)

Information	[Type= discrete] [Format=numeric] [Range= 1-1] [Missing=*]
Statistics [NW/ W]	[Valid=993 -] [Invalid=1105 -]

Value	Label	Cases	Percentage
1	網路	993	100.0%
Sysmiss		1105	

Warning: these figures indicate the number of cases found in the data file. They cannot be interpreted as summary statistics of the population of interest.

k2.5: K2. 請問當空氣污染(例如：汽機車或工廠廢氣、霧霾、細懸浮微粒**PM2.5**)發生時，你最常透過哪些管道蒐集更多空氣污染相關資訊(台語：代誌)?(可複選)-親朋好友/街坊鄰居/同儕(同事)

Information	[Type= discrete] [Format=numeric] [Range= 1-1] [Missing=*]
Statistics [NW/ W]	[Valid=508 -] [Invalid=1590 -]

Value	Label	Cases	Percentage
1	親朋好友/街坊鄰居/同儕 (同事)	508	100.0%
Sysmiss		1590	

Warning: these figures indicate the number of cases found in the data file. They cannot be interpreted as summary statistics of the population of interest.

k2.6: K2. 請問當空氣污染(例如：汽機車或工廠廢氣、霧霾、細懸浮微粒**PM2.5**)發生時，你最常透過哪些管道蒐集更多空氣污染相關資訊(台語：代誌)?(可複選)-空氣污染相關的APP(**B1**.答**2**者，不需此選項)

Information	[Type= discrete] [Format=numeric] [Range= 1-1] [Missing=*]
Statistics [NW/ W]	[Valid=167 -] [Invalid=1931 -]

Value	Label	Cases	Percentage
1	空氣污染相關的APP	167	100.0%

k2.6: K2. 請問當空氣污染(例如：汽機車或工廠廢氣、霧霾、細懸浮微粒**PM2.5**)發生時，你最常透過哪些管道蒐集更多空氣污染相關資訊(台語：代誌)?(可複選)-空氣污染相關的**APP(B1.答2者**，不需此選項)

Value	Label	Cases	Percentage
Sysmiss		1931	

Warning: these figures indicate the number of cases found in the data file. They cannot be interpreted as summary statistics of the population of interest.

k2.7: K2. 請問當空氣污染(例如：汽機車或工廠廢氣、霧霾、細懸浮微粒**PM2.5**)發生時，你最常透過哪些管道蒐集更多空氣污染相關資訊(台語：代誌)?(可複選)-雜誌(包含：紙本和網路雜誌)(**D1a.與D2a.皆回答0者**，不需此選項)

Information	[Type= discrete] [Format=numeric] [Range= 1-1] [Missing=*]
Statistics [NW/ W]	[Valid=55 /-] [Invalid=2043 /-]

Value	Label	Cases	Percentage
1	雜誌	55	100.0%
Sysmiss		2043	

Warning: these figures indicate the number of cases found in the data file. They cannot be interpreted as summary statistics of the population of interest.

k2.88: K2. 請問當空氣污染(例如：汽機車或工廠廢氣、霧霾、細懸浮微粒**PM2.5**)發生時，你最常透過哪些管道蒐集更多空氣污染相關資訊(台語：代誌)?(可複選)-其他

Information	[Type= discrete] [Format=numeric] [Range= 1-1] [Missing=*]
Statistics [NW/ W]	[Valid=3 /-] [Invalid=2095 /-]

Value	Label	Cases	Percentage
1	其他	3	100.0%
Sysmiss		2095	

Warning: these figures indicate the number of cases found in the data file. They cannot be interpreted as summary statistics of the population of interest.

k2.88a: K2. 請問當空氣污染(例如：汽機車或工廠廢氣、霧霾、細懸浮微粒**PM2.5**)發生時，你最常透過哪些管道蒐集更多空氣污染相關資訊(台語：代誌)?(可複選)-其他(請說明)__

Information	[Type= discrete] [Format=character] [Missing=*]
Statistics [NW/ W]	[Valid=3 /-] [Invalid=0 /-]

Value	Label	Cases	Percentage
空氣檢測器		3	100.0%

Warning: these figures indicate the number of cases found in the data file. They cannot be interpreted as summary statistics of the population of interest.

k2.90: K2. 請問當空氣污染(例如：汽機車或工廠廢氣、霧霾、細懸浮微粒**PM2.5**)發生時，你最常透過哪些管道蒐集更多空氣污染相關資訊(台語：代誌)?(可複選)-都沒有

Information	[Type= discrete] [Format=numeric] [Range= 1-1] [Missing=*]
Statistics [NW/ W]	[Valid=161 /-] [Invalid=1937 /-]

Value	Label	Cases	Percentage
1	都沒有	161	100.0%
Sysmiss		1937	

Warning: these figures indicate the number of cases found in the data file. They cannot be interpreted as summary statistics of the population of interest.

k3: K3. 當空氣汙染(例如：汽機車或工廠廢氣、霧霾、細懸浮微粒**PM2.5**)發生時，你會不會和他人分享空氣污染相關資訊(台語：代誌)?

Information	[Type= discrete] [Format=numeric] [Range= 1-2] [Missing=*]
Statistics [NW/ W]	[Valid=2098 /-] [Invalid=0 /-]

Value	Label	Cases	Percentage
1	會	1197	57.1%
2	不會(跳答至K5.)	901	42.9%

Warning: these figures indicate the number of cases found in the data file. They cannot be interpreted as summary statistics of the population of interest.

k4.1: K4. 請問當空氣污染(例如：汽機車或工廠廢氣、霧霾、細懸浮微粒**PM2.5**)發生時，你通常透過哪些管道分享空氣污染相關資訊(台語：代誌)?(可複選)-面對面(包含：親朋好友/街坊鄰居/同儕(同事))

Information	[Type= discrete] [Format=numeric] [Range= 1-1] [Missing=*]
Statistics [NW/ W]	[Valid=1015 /-] [Invalid=1083 /-]

Value	Label	Cases	Percentage
1	面對面	1015	100.0%
Sysmiss		1083	

Warning: these figures indicate the number of cases found in the data file. They cannot be interpreted as summary statistics of the population of interest.

k4.2: K4. 請問當空氣污染(例如：汽機車或工廠廢氣、霧霾、細懸浮微粒**PM2.5**)發生時，你通常透過哪些管道分享空氣污染相關資訊(台語：代誌)?(可複選)-社群媒體(例如：臉書、推特)(**B1.答2者、或G5(06)答0者**，不需此選項)

Information	[Type= discrete] [Format=numeric] [Range= 1-1] [Missing=*]
Statistics [NW/ W]	[Valid=391 /-] [Invalid=1707 /-]

Value	Label	Cases	Percentage
1	社群媒體	391	100.0%
Sysmiss		1707	

Warning: these figures indicate the number of cases found in the data file. They cannot be interpreted as summary statistics of the population of interest.

k4.3: K4. 請問當空氣污染(例如：汽機車或工廠廢氣、霧霾、細懸浮微粒**PM2.5**)發生時，你通常透過哪些管道分享空氣污染相關資訊(台語：代誌)?(可複選)-即時通訊(例如：Skype、Line、微信、臉書訊息**messenger**)(**B1.答2者、或G5(05)答1者**，不需此選項)

Information	[Type= discrete] [Format=numeric] [Range= 1-1] [Missing=*]
Statistics [NW/ W]	[Valid=665 /-] [Invalid=1433 /-]

Value	Label	Cases	Percentage
1	即時通訊	665	100.0%
Sysmiss		1433	

Warning: these figures indicate the number of cases found in the data file. They cannot be interpreted as summary statistics of the population of interest.

k4.4: K4. 請問當空氣污染(例如：汽機車或工廠廢氣、霧霾、細懸浮微粒**PM2.5**)發生時，你通常透過哪些管道分享空氣污染相關資訊(台語：代誌)?(可複選)-**BBS**(**B1.答2者**，不需此選項)

Information	[Type= discrete] [Format=numeric] [Range= 1-1] [Missing=*]
Statistics [NW/ W]	[Valid=18 /-] [Invalid=2080 /-]

Value	Label	Cases	Percentage
1	BBS	18	100.0%
Sysmiss		2080	

Warning: these figures indicate the number of cases found in the data file. They cannot be interpreted as summary statistics of the population of interest.

k4.5: K4. 請問當空氣污染(例如：汽機車或工廠廢氣、霧霾、細懸浮微粒**PM2.5**)發生時，你通常透過哪些管道分享空氣污染相關資訊(台語：代誌)?(可複選)-電子信箱(**B1.答2者、或G5(01)答1者**，不需此選項)

Information	[Type= discrete] [Format=numeric] [Range= 1-1] [Missing=*]
Statistics [NW/ W]	[Valid=38 /-] [Invalid=2060 /-]

Value	Label	Cases	Percentage
1	電子信箱	38	100.0%
Sysmiss		2060	

Warning: these figures indicate the number of cases found in the data file. They cannot be interpreted as summary statistics of the population of interest.

k4.6: K4. 請問當空氣污染(例如：汽機車或工廠廢氣、霧霾、細懸浮微粒**PM2.5**)發生時，你通常透過哪些管道分享空氣污染相關資訊(台語：代誌)?(可複選)-電話(包含：市話、手機通話)

Information [Type= discrete] [Format=numeric] [Range= 1-1] [Missing=*]

Statistics [NW/ W] [Valid=291 /-] [Invalid=1807 /-]

Value	Label	Cases	Percentage
1	電話	291	 100.0%
Sysmiss		1807	

Warning: these figures indicate the number of cases found in the data file. They cannot be interpreted as summary statistics of the population of interest.

k4.88: K4. 請問當空氣污染(例如：汽機車或工廠廢氣、霧霾、細懸浮微粒**PM2.5**)發生時，你通常透過哪些管道分享空氣污染相關資訊(台語：代誌)?(可複選)-其他

Information [Type= discrete] [Format=numeric] [Range= 1-1] [Missing=*]

Statistics [NW/ W] [Valid=0 /-] [Invalid=2098 /-]

Value	Label	Cases	Percentage
1	其他	0	
Sysmiss		2098	

Warning: these figures indicate the number of cases found in the data file. They cannot be interpreted as summary statistics of the population of interest.

k4.88a: K4. 請問當空氣污染(例如：汽機車或工廠廢氣、霧霾、細懸浮微粒**PM2.5**)發生時，你通常透過哪些管道分享空氣污染相關資訊(台語：代誌)?(可複選)-其他(請說明) _





Information [Type= discrete] [Format=character] [Missing=*]

Statistics [NW/ W] [Valid=0 /-] [Invalid=0 /-]

k5: K5. 請問你覺得空氣污染(例如：汽機車或工廠廢氣、霧霾、細懸浮微粒**PM2.5**)對人的健康影響嚴不嚴重?

Information [Type= discrete] [Format=numeric] [Range= 1-4] [Missing=*]

Statistics [NW/ W] [Valid=2098 /-] [Invalid=0 /-]





Value	Label	Cases	Percentage
1	很不嚴重	32	 1.5%
2	不太嚴重	161	 7.7%
3	有點嚴重	697	 33.2%
4	很嚴重	1208	 57.6%

Warning: these figures indicate the number of cases found in the data file. They cannot be interpreted as summary statistics of the population of interest.

k6: K6. 請問你覺得空氣污染(例如：汽機車或工廠廢氣、霧霾、細懸浮微粒**PM2.5**)可不可能對你的健康造成影響?

Information [Type= discrete] [Format=numeric] [Range= 1-4] [Missing=*]

Statistics [NW/ W] [Valid=2098 /-] [Invalid=0 /-]

Value	Label	Cases	Percentage
1	很不可能	16	 0.8%
2	不太可能	135	 6.4%
3	有點可能	728	 34.7%
4	很可能	1219	 58.1%

Warning: these figures indicate the number of cases found in the data file. They cannot be interpreted as summary statistics of the population of interest.

k7: K7. 請問你或你的家人是否曾經受空氣污染(例如：汽機車或工廠廢氣、霧霾、細懸浮微粒**PM2.5**)影響?

Information [Type= discrete] [Format=numeric] [Range= 1-99] [Missing=*]

Statistics [NW/ W] [Valid=2098 /-] [Invalid=0 /-]

Value	Label	Cases	Percentage
1	是	826	 39.4%
2	否	1250	 59.6%

# k7: K7. 請問你或你的家人是否曾經受空氣污染(例如：汽機車或工廠廢氣、霧霾、細懸浮微粒 PM2.5)影響？			
Value	Label	Cases	Percentage
99	不知道	22	1.0%
<i>Warning: these figures indicate the number of cases found in the data file. They cannot be interpreted as summary statistics of the population of interest.</i>			
# k8: K8. 請問你關不關心空氣污染(例如：汽機車或工廠廢氣、霧霾、細懸浮微粒 PM2.5)議題？			
Information	[Type= discrete] [Format=numeric] [Range= 1-4] [Missing=*]		
Statistics [NW/ W]	[Valid=2098 /-] [Invalid=0 /-]		
Value	Label	Cases	Percentage
1	很不關心	19	0.9%
2	不太關心	189	9.0%
3	有點關心	869	41.4%
4	很關心	1021	48.7%
<i>Warning: these figures indicate the number of cases found in the data file. They cannot be interpreted as summary statistics of the population of interest.</i>			
# k9.1: K9. 請問你會不會做下列事情來預防空氣污染(例如：汽機車或工廠廢氣、霧霾、細懸浮微粒 PM2.5)問題?(可複選)-空氣品質不良時，外出會戴口罩			
Information	[Type= discrete] [Format=numeric] [Range= 1-1] [Missing=*]		
Statistics [NW/ W]	[Valid=1555 /-] [Invalid=543 /-]		
Value	Label	Cases	Percentage
1	空氣品質不良時,外出會戴口罩	1555	100.0%
Sysmiss		543	
<i>Warning: these figures indicate the number of cases found in the data file. They cannot be interpreted as summary statistics of the population of interest.</i>			
# k9.2: K9. 請問你會不會做下列事情來預防空氣污染(例如：汽機車或工廠廢氣、霧霾、細懸浮微粒 PM2.5)問題?(可複選)-空氣品質不良時，避免出門			
Information	[Type= discrete] [Format=numeric] [Range= 1-1] [Missing=*]		
Statistics [NW/ W]	[Valid=1270 /-] [Invalid=828 /-]		
Value	Label	Cases	Percentage
1	空氣品質不良時,避免出門	1270	100.0%
Sysmiss		828	
<i>Warning: these figures indicate the number of cases found in the data file. They cannot be interpreted as summary statistics of the population of interest.</i>			
# k9.3: K9. 請問你會不會做下列事情來預防空氣污染(例如：汽機車或工廠廢氣、霧霾、細懸浮微粒 PM2.5)問題?(可複選)-由室外進入室內時，會加強個人衛生防護，例如：洗手、洗臉、清潔鼻腔			
Information	[Type= discrete] [Format=numeric] [Range= 1-1] [Missing=*]		
Statistics [NW/ W]	[Valid=1327 /-] [Invalid=771 /-]		
Value	Label	Cases	Percentage
1	?	1327	100.0%
Sysmiss		771	
<i>Warning: these figures indicate the number of cases found in the data file. They cannot be interpreted as summary statistics of the population of interest.</i>			
# k9.4: K9. 請問你會不會做下列事情來預防空氣污染(例如：汽機車或工廠廢氣、霧霾、細懸浮微粒 PM2.5)問題?(可複選)-空氣品質不良時，會適當關閉窗戶			
Information	[Type= discrete] [Format=numeric] [Range= 1-1] [Missing=*]		
Statistics [NW/ W]	[Valid=1486 /-] [Invalid=612 /-]		
Value	Label	Cases	Percentage
1	空氣品質不良時,會適當關閉窗戶	1486	100.0%
Sysmiss		612	

k9.4: K9. 請問你會不會做下列事情來預防空氣污染(例如：汽機車或工廠廢氣、霧霾、細懸浮微粒**PM2.5**)問題?(可複選)-空氣品質不良時，會適當關閉窗戶

Warning: these figures indicate the number of cases found in the data file. They cannot be interpreted as summary statistics of the population of interest.

k9.5: K9. 請問你會不會做下列事情來預防空氣污染(例如：汽機車或工廠廢氣、霧霾、細懸浮微粒**PM2.5**)問題?(可複選)-會盡量搭乘運輸工具

Information [Type= discrete] [Format=numeric] [Range= 1-1] [Missing=*]

Statistics [NW/ W] [Valid=619 /-] [Invalid=1479 /-]

Value	Label	Cases	Percentage
1	會盡量搭乘運輸工具	619	100.0%
Sysmiss		1479	

Warning: these figures indicate the number of cases found in the data file. They cannot be interpreted as summary statistics of the population of interest.

k9.6: K9. 請問你會不會做下列事情來預防空氣污染(例如：汽機車或工廠廢氣、霧霾、細懸浮微粒**PM2.5**)問題?(可複選)-會定期保養車輛

Information [Type= discrete] [Format=numeric] [Range= 1-1] [Missing=*]

Statistics [NW/ W] [Valid=1152 /-] [Invalid=946 /-]

Value	Label	Cases	Percentage
1	會定期保養車輛	1152	100.0%
Sysmiss		946	

Warning: these figures indicate the number of cases found in the data file. They cannot be interpreted as summary statistics of the population of interest.

k9.7: K9. 請問你會不會做下列事情來預防空氣污染(例如：汽機車或工廠廢氣、霧霾、細懸浮微粒**PM2.5**)問題?(可複選)-淘汰老舊汽機車，改騎乘電動汽機車

Information [Type= discrete] [Format=numeric] [Range= 1-1] [Missing=*]

Statistics [NW/ W] [Valid=361 /-] [Invalid=1737 /-]

Value	Label	Cases	Percentage
1	淘汰老舊汽機車，改騎乘電動汽機車	361	100.0%
Sysmiss		1737	

Warning: these figures indicate the number of cases found in the data file. They cannot be interpreted as summary statistics of the population of interest.

k9.8: K9. 請問你會不會做下列事情來預防空氣污染(例如：汽機車或工廠廢氣、霧霾、細懸浮微粒**PM2.5**)問題?(可複選)-會減少燃香、焚燒紙錢及燃放鞭炮

Information [Type= discrete] [Format=numeric] [Range= 1-1] [Missing=*]

Statistics [NW/ W] [Valid=1087 /-] [Invalid=1011 /-]

Value	Label	Cases	Percentage
1	會減少燃香、焚燒紙錢及燃放鞭炮	1087	100.0%
Sysmiss		1011	

Warning: these figures indicate the number of cases found in the data file. They cannot be interpreted as summary statistics of the population of interest.

k9.9: K9. 請問你會不會做下列事情來預防空氣污染(例如：汽機車或工廠廢氣、霧霾、細懸浮微粒**PM2.5**)問題?(可複選)-會減少以油炸、燒烤方式烹調食物

Information [Type= discrete] [Format=numeric] [Range= 1-1] [Missing=*]

Statistics [NW/ W] [Valid=1036 /-] [Invalid=1062 /-]

Value	Label	Cases	Percentage
1	會減少以油炸、燒烤方式烹調食物	1036	100.0%
Sysmiss		1062	

Warning: these figures indicate the number of cases found in the data file. They cannot be interpreted as summary statistics of the population of interest.

# k9.10: K9. 請問你會不會做下列事情來預防空氣污染(例如：汽機車或工廠廢氣、霧霾、細懸浮微粒 PM2.5)問題？(可複選)-會減少使用揮發性有機溶劑，如衣物乾洗劑、油漆			
Information		[Type= discrete] [Format=numeric] [Range= 1-1] [Missing=*]	
Statistics [NW/ W]		[Valid=783 /-] [Invalid=1315 /-]	
Value	Label	Cases	Percentage
1	會減少使用揮發性有機溶劑, 如衣物乾洗劑、油漆	783	100.0%
Sysmiss		1315	
Warning: these figures indicate the number of cases found in the data file. They cannot be interpreted as summary statistics of the population of interest.			
# k9.11: K9. 請問你會不會做下列事情來預防空氣污染(例如：汽機車或工廠廢氣、霧霾、細懸浮微粒 PM2.5)問題？(可複選)-其他			
Information		[Type= discrete] [Format=numeric] [Range= 1-1] [Missing=*]	
Statistics [NW/ W]		[Valid=14 /-] [Invalid=2084 /-]	
Value	Label	Cases	Percentage
1	其他	14	100.0%
Sysmiss		2084	
Warning: these figures indicate the number of cases found in the data file. They cannot be interpreted as summary statistics of the population of interest.			
# k9.11a: K9. 請問你會不會做下列事情來預防空氣污染(例如：汽機車或工廠廢氣、霧霾、細懸浮微粒 PM2.5)問題？(可複選)-其他—			
Information		[Type= discrete] [Format=character] [Missing=*]	
Statistics [NW/ W]		[Valid=14 /-] [Invalid=0 /-]	
Value	Label	Cases	Percentage
使用空氣清淨器		3	21.4%
通報環保局		1	7.1%
都不會		9	64.3%
騎腳踏車		1	7.1%
Warning: these figures indicate the number of cases found in the data file. They cannot be interpreted as summary statistics of the population of interest.			
# k10: K10. 當空氣污染(例如：汽機車或工廠廢氣、霧霾、細懸浮微粒 PM2.5)發生時，你覺得政府有沒有辦法解決？			
Information		[Type= discrete] [Format=numeric] [Range= 1-4] [Missing=*]	
Statistics [NW/ W]		[Valid=2098 /-] [Invalid=0 /-]	
Value	Label	Cases	Percentage
1	沒辦法	611	29.1%
2	應該沒辦法	717	34.2%
3	應該有辦法	686	32.7%
4	有辦法	84	4.0%
Warning: these figures indicate the number of cases found in the data file. They cannot be interpreted as summary statistics of the population of interest.			
# 11a.1: L1a. 請問當颱風、水災發生時，你最常透過哪些管道獲得颱風、水災相關資訊(台語：代誌)?(可複選)-電視(F1與F3.皆答0者，不需此選項)			
Information		[Type= discrete] [Format=numeric] [Range= 1-1] [Missing=*]	
Statistics [NW/ W]		[Valid=1908 /-] [Invalid=190 /-]	
Value	Label	Cases	Percentage
1	電視	1908	100.0%
Sysmiss		190	
Warning: these figures indicate the number of cases found in the data file. They cannot be interpreted as summary statistics of the population of interest.			

11a.2: L1a.請問當颱風、水災發生時，你最常透過哪些管道獲得颱風、水災相關資訊(台語：代誌)?(可複選)-報紙 (C1a.答0者，不需此選項)

Information	[Type= discrete] [Format=numeric] [Range= 1-1] [Missing=*]
Statistics [NW/ W]	[Valid=471 /-] [Invalid=1627 /-]

Value	Label	Cases	Percentage
1	報紙	471	100.0%
Sysmiss		1627	

Warning: these figures indicate the number of cases found in the data file. They cannot be interpreted as summary statistics of the population of interest.

11a.3: L1a.請問當颱風、水災發生時，你最常透過哪些管道獲得颱風、水災相關資訊(台語：代誌)?(可複選)-廣播 (E1.答0者，不需此選項)

Information	[Type= discrete] [Format=numeric] [Range= 1-1] [Missing=*]
Statistics [NW/ W]	[Valid=359 /-] [Invalid=1739 /-]

Value	Label	Cases	Percentage
1	廣播	359	100.0%
Sysmiss		1739	

Warning: these figures indicate the number of cases found in the data file. They cannot be interpreted as summary statistics of the population of interest.

11a.4: L1a.請問當颱風、水災發生時，你最常透過哪些管道獲得颱風、水災相關資訊(台語：代誌)?(可複選)-網路 (例如：社群群體、入口網站、BBS、即時通訊、新聞APP)(B1.答2者，不需此選項、選L1a(04)者，需多答L1b.)

Information	[Type= discrete] [Format=numeric] [Range= 1-1] [Missing=*]
Statistics [NW/ W]	[Valid=1195 /-] [Invalid=903 /-]

Value	Label	Cases	Percentage
1	網路(例如：社群群體、入口網站、BBS、即時通訊、新聞APP)	1195	100.0%
Sysmiss		903	

Warning: these figures indicate the number of cases found in the data file. They cannot be interpreted as summary statistics of the population of interest.

11a.5: L1a.請問當颱風、水災發生時，你最常透過哪些管道獲得颱風、水災相關資訊(台語：代誌)?(可複選)-親朋好友/街坊鄰居/同儕(同事)

Information	[Type= discrete] [Format=numeric] [Range= 1-1] [Missing=*]
Statistics [NW/ W]	[Valid=690 /-] [Invalid=1408 /-]

Value	Label	Cases	Percentage
1	親朋好友/街坊鄰居/同儕 (同事)	690	100.0%
Sysmiss		1408	

Warning: these figures indicate the number of cases found in the data file. They cannot be interpreted as summary statistics of the population of interest.

11a.6: L1a.請問當颱風、水災發生時，你最常透過哪些管道獲得颱風、水災相關資訊(台語：代誌)?(可複選)-雜誌 (包含紙本、網路雜誌)(D1a.與D2a.皆回答0者，不需此選項)

Information	[Type= discrete] [Format=numeric] [Range= 1-1] [Missing=*]
Statistics [NW/ W]	[Valid=43 /-] [Invalid=2055 /-]

Value	Label	Cases	Percentage
1	雜誌	43	100.0%
Sysmiss		2055	

Warning: these figures indicate the number of cases found in the data file. They cannot be interpreted as summary statistics of the population of interest.

11a.88: L1a.請問當颱風、水災發生時，你最常透過哪些管道獲得颱風、水災相關資訊(台語：代誌)?(可複選)-其他

Information	[Type= discrete] [Format=numeric] [Range= 1-1] [Missing=*]
Statistics [NW/ W]	[Valid=0 /-] [Invalid=2098 /-]

# 11a.88: L1a.請問當颱風、水災發生時，你最常透過哪些管道獲得颱風、水災相關資訊(台語：代誌)?(可複選)-其他			
Value	Label	Cases	Percentage
1	其他	0	
Sysmiss		2098	
Warning: these figures indicate the number of cases found in the data file. They cannot be interpreted as summary statistics of the population of interest.			
# 11a.88a: L1a.請問當颱風、水災發生時，你最常透過哪些管道獲得颱風、水災相關資訊(台語：代誌)?(可複選)-其他(請說明) __			
Information	[Type= discrete] [Format=character] [Missing=*]		
Statistics [NW/ W]	[Valid=0 /-] [Invalid=0 /-]		
# 11a.90: L1a.請問當颱風、水災發生時，你最常透過哪些管道獲得颱風、水災相關資訊(台語：代誌)?(可複選)-都沒有(跳答至L2.)			
Information	[Type= discrete] [Format=numeric] [Range= 1-1] [Missing=*]		
Statistics [NW/ W]	[Valid=1 /-] [Invalid=2097 /-]		
Value	Label	Cases	Percentage
1	都沒有(跳答至L2.)	1	100.0%
Sysmiss		2097	
Warning: these figures indicate the number of cases found in the data file. They cannot be interpreted as summary statistics of the population of interest.			
# 11b.1: L1b.請問是透過網路上的哪些管道獲得颱風、水災相關資訊(台語：代誌)?(可複選)-社群媒體(例如：臉書、推特)			
Information	[Type= discrete] [Format=numeric] [Range= 1-1] [Missing=*]		
Statistics [NW/ W]	[Valid=802 /-] [Invalid=1296 /-]		
Value	Label	Cases	Percentage
1	社群媒體(例如：臉書、推特)	802	100.0%
Sysmiss		1296	
Warning: these figures indicate the number of cases found in the data file. They cannot be interpreted as summary statistics of the population of interest.			
# 11b.2: L1b.請問是透過網路上的哪些管道獲得颱風、水災相關資訊(台語：代誌)?(可複選)-即時通訊(例如：Skype、Line、微信、臉書訊息messenger)			
Information	[Type= discrete] [Format=numeric] [Range= 1-1] [Missing=*]		
Statistics [NW/ W]	[Valid=849 /-] [Invalid=1249 /-]		
Value	Label	Cases	Percentage
1	即時通訊(例如:Skype、Line、微信、臉書訊息messenger)	849	100.0%
Sysmiss		1249	
Warning: these figures indicate the number of cases found in the data file. They cannot be interpreted as summary statistics of the population of interest.			
# 11b.3: L1b.請問是透過網路上的哪些管道獲得颱風、水災相關資訊(台語：代誌)?(可複選)-BBS(電子佈告欄)			
Information	[Type= discrete] [Format=numeric] [Range= 1-1] [Missing=*]		
Statistics [NW/ W]	[Valid=71 /-] [Invalid=2027 /-]		
Value	Label	Cases	Percentage
1	BBS(電子佈告欄)	71	100.0%
Sysmiss		2027	
Warning: these figures indicate the number of cases found in the data file. They cannot be interpreted as summary statistics of the population of interest.			
# 11b.4: L1b.請問是透過網路上的哪些管道獲得颱風、水災相關資訊(台語：代誌)?(可複選)-新聞媒體(例如：中時電子報、聯合新聞網、網路上的電視新聞)			
Information	[Type= discrete] [Format=numeric] [Range= 1-1] [Missing=*]		

11b.4: L1b.請問是透過網路上的哪些管道獲得颱風、水災相關資訊(台語：代誌)?(可複選)-新聞媒體(例如：中時電子報、聯合新聞網、網路上的電視新聞)

Statistics [NW/ W]

[Valid=819 /-] [Invalid=1279 /-]

Value	Label	Cases	Percentage
1	新聞媒體(例如：中時電子報、聯合新聞網、網路上的電視新聞)	819	<div></div> 100.0%
Sysmiss		1279	

Warning: these figures indicate the number of cases found in the data file. They cannot be interpreted as summary statistics of the population of interest.

11b.5: L1b.請問是透過網路上的哪些管道獲得颱風、水災相關資訊(台語：代誌)?(可複選)-新聞APP

Information

[Type= discrete] [Format=numeric] [Range= 1-1] [Missing=*]

Statistics [NW/ W]

[Valid=264 /-] [Invalid=1834 /-]

Value	Label	Cases	Percentage
1	新聞APP	264	<div></div> 100.0%
Sysmiss		1834	

Warning: these figures indicate the number of cases found in the data file. They cannot be interpreted as summary statistics of the population of interest.

11b.6: L1b.請問是透過網路上的哪些管道獲得颱風、水災相關資訊(台語：代誌)?(可複選)-入口網站(例如：YAHOO奇摩、微軟msn臺灣新聞)

Information

[Type= discrete] [Format=numeric] [Range= 1-1] [Missing=*]

Statistics [NW/ W]

[Valid=625 /-] [Invalid=1473 /-]

Value	Label	Cases	Percentage
1	入口網站（例如：YAHOO! 奇摩、微軟msn臺灣新聞）	625	<div></div> 100.0%
Sysmiss		1473	

Warning: these figures indicate the number of cases found in the data file. They cannot be interpreted as summary statistics of the population of interest.

11b.88: L1b.請問是透過網路上的哪些管道獲得颱風、水災相關資訊(台語：代誌)?(可複選)-其他

Information

[Type= discrete] [Format=numeric] [Range= 1-1] [Missing=*]

Statistics [NW/ W]

[Valid=0 /-] [Invalid=2098 /-]

Value	Label	Cases	Percentage
1	其他	0	
Sysmiss		2098	

Warning: these figures indicate the number of cases found in the data file. They cannot be interpreted as summary statistics of the population of interest.

11b.88a: L1b.請問是透過網路上的哪些管道獲得颱風、水災相關資訊(台語：代誌)?(可複選)-其他(請說明)__

Information

[Type= discrete] [Format=character] [Missing=*]

Statistics [NW/ W]

[Valid=0 /-] [Invalid=0 /-]

12.1: L2.1.你相不相信電視所提供的颱風、水災相關資訊?

Information

[Type= discrete] [Format=numeric] [Range= 1-5] [Missing=*]

Statistics [NW/ W]

[Valid=2098 /-] [Invalid=0 /-]

Value	Label	Cases	Percentage
1	大部分不相信	10	<div></div> 0.5%
2	不太相信	55	<div></div> 2.6%
3	有點相信	590	<div></div> 28.1%
4	大部分相信	1424	<div></div> 67.9%
5	不適用	19	<div></div> 0.9%

Warning: these figures indicate the number of cases found in the data file. They cannot be interpreted as summary statistics of the population of interest.

# 12.2: L2.2 你相不相信報紙(僅限於紙本)所提供的颱風、水災相關資訊?			
Information	[Type= discrete] [Format=numeric] [Range= 1-5] [Missing=*]		
Statistics [NW/ W]	[Valid=2098 /-] [Invalid=0 /-]		
Value	Label	Cases	Percentage
1	大部分不相信	28	1.3%
2	不太相信	70	3.3%
3	有點相信	599	28.6%
4	大部分相信	1065	50.8%
5	不適用	336	16.0%
Warning: these figures indicate the number of cases found in the data file. They cannot be interpreted as summary statistics of the population of interest.			
# 12.3: L2.3 你相不相信廣播所提供的颱風、水災相關資訊?			
Information	[Type= discrete] [Format=numeric] [Range= 1-5] [Missing=*]		
Statistics [NW/ W]	[Valid=2098 /-] [Invalid=0 /-]		
Value	Label	Cases	Percentage
1	大部分不相信	49	2.3%
2	不太相信	101	4.8%
3	有點相信	655	31.2%
4	大部分相信	800	38.1%
5	不適用	493	23.5%
Warning: these figures indicate the number of cases found in the data file. They cannot be interpreted as summary statistics of the population of interest.			
# 12.4: L2.4.你相不相信網路所提供的颱風、水災相關資訊?			
Information	[Type= discrete] [Format=numeric] [Range= 1-5] [Missing=*]		
Statistics [NW/ W]	[Valid=2098 /-] [Invalid=0 /-]		
Value	Label	Cases	Percentage
1	大部分不相信	42	2.0%
2	不太相信	113	5.4%
3	有點相信	714	34.0%
4	大部分相信	898	42.8%
5	不適用	331	15.8%
Warning: these figures indicate the number of cases found in the data file. They cannot be interpreted as summary statistics of the population of interest.			
# 12.5: L2.5. 你相不相信親朋好友/街坊鄰居/同儕(同事)所提供的颱風、水災相關資訊?			
Information	[Type= discrete] [Format=numeric] [Range= 1-5] [Missing=*]		
Statistics [NW/ W]	[Valid=2098 /-] [Invalid=0 /-]		
Value	Label	Cases	Percentage
1	大部分不相信	15	0.7%
2	不太相信	110	5.2%
3	有點相信	944	45.0%
4	大部分相信	989	47.1%
5	不適用	40	1.9%
Warning: these figures indicate the number of cases found in the data file. They cannot be interpreted as summary statistics of the population of interest.			
# 13.1: L3.1 請問你覺得颱風、水災對你或你的家人影響嚴不嚴重?			
Information	[Type= discrete] [Format=numeric] [Range= 1-4] [Missing=*]		
Statistics [NW/ W]	[Valid=2098 /-] [Invalid=0 /-]		

13.1: L3.1 請問你覺得颱風、水災對你或你的家人影響嚴不嚴重？

Value	Label	Cases	Percentage
1	很不嚴重	173	8.2%
2	不太嚴重	763	36.4%
3	有點嚴重	685	32.7%
4	很嚴重	477	22.7%

Warning: these figures indicate the number of cases found in the data file. They cannot be interpreted as summary statistics of the population of interest.

13.2: L3.2 請問你覺得颱風、水災對整體台灣社會的影響嚴不嚴重？

Information	[Type= discrete] [Format=numeric] [Range= 1-4] [Missing=*]
Statistics [NW/ W]	[Valid=2098 /-] [Invalid=0 /-]

Value	Label	Cases	Percentage
1	很不嚴重	0	
2	不太嚴重	34	1.6%
3	有點嚴重	502	23.9%
4	很嚴重	1562	74.5%

Warning: these figures indicate the number of cases found in the data file. They cannot be interpreted as summary statistics of the population of interest.

14.1: L4.1. 颱風、水災可不可能對你或你的家人造成災害？

Information	[Type= discrete] [Format=numeric] [Range= 1-4] [Missing=*]
Statistics [NW/ W]	[Valid=2098 /-] [Invalid=0 /-]

Value	Label	Cases	Percentage
1	很不可能	145	6.9%
2	不太可能	572	27.3%
3	有點可能	864	41.2%
4	很可能	517	24.6%

Warning: these figures indicate the number of cases found in the data file. They cannot be interpreted as summary statistics of the population of interest.

14.2: L4.2. 颱風、水災可不可能對整體台灣社會造成災害？

Information	[Type= discrete] [Format=numeric] [Range= 1-4] [Missing=*]
Statistics [NW/ W]	[Valid=2098 /-] [Invalid=0 /-]

Value	Label	Cases	Percentage
1	很不可能	2	0.1%
2	不太可能	18	0.9%
3	有點可能	433	20.6%
4	很可能	1645	78.4%

Warning: these figures indicate the number of cases found in the data file. They cannot be interpreted as summary statistics of the population of interest.

15: L5. 請問你或你的家人是否曾經受颱風、水災影響而造成「健康或財產上的損失」？

Information	[Type= discrete] [Format=numeric] [Range= 1-99] [Missing=*]
Statistics [NW/ W]	[Valid=2098 /-] [Invalid=0 /-]

Value	Label	Cases	Percentage
1	是	817	38.9%
2	否	1280	61.0%
99	不知道	1	0.0%

Warning: these figures indicate the number of cases found in the data file. They cannot be interpreted as summary statistics of the population of interest.

16: L6. 請問你關不關心颱風、水災議題？

Information	[Type= discrete] [Format=numeric] [Range= 1-4] [Missing=*]
-------------	--

# 16: L6. 請問你關不關心颱風、水災議題?			
Statistics [NW/ W]		[Valid=2098 /-] [Invalid=0 /-]	
Value	Label	Cases	Percentage
1	很不關心	2	0.1%
2	不太關心	31	1.5%
3	有點關心	651	31.0%
4	很關心	1414	67.4%
Warning: these figures indicate the number of cases found in the data file. They cannot be interpreted as summary statistics of the population of interest.			
# 17.1: L7. 請問你會不會做下列事情來預防颱風、水災?(可複選)-準備蠟燭、手電筒、電池及手機電池			
Information		[Type= discrete] [Format=numeric] [Range= 1-1] [Missing=*]	
Statistics [NW/ W]		[Valid=1757 /-] [Invalid=341 /-]	
Value	Label	Cases	Percentage
1	準備蠟燭、手電筒、電池及手機電池	1757	100.0%
Sysmiss		341	
Warning: these figures indicate the number of cases found in the data file. They cannot be interpreted as summary statistics of the population of interest.			
# 17.2: L7. 請問你會不會做下列事情來預防颱風、水災?(可複選)-檢查門窗是否牢靠			
Information		[Type= discrete] [Format=numeric] [Range= 1-1] [Missing=*]	
Statistics [NW/ W]		[Valid=1857 /-] [Invalid=241 /-]	
Value	Label	Cases	Percentage
1	檢查門窗是否牢靠	1857	100.0%
Sysmiss		241	
Warning: these figures indicate the number of cases found in the data file. They cannot be interpreted as summary statistics of the population of interest.			

17.3: L7. 請問你會不會做下列事情來預防颱風、水災?(可複選)-加強固定房屋外各種懸掛物件(如廣告招牌、陽台花盆)

Information [Type= discrete] [Format=numeric] [Range= 1-1] [Missing=*]

Statistics [NW/ W] [Valid=1278 /-] [Invalid=820 /-]

Value	Label	Cases	Percentage
1	加強固定房屋外各種懸掛物件(如廣告招牌、陽台花盆)	1278	100.0%
Sysmiss		820	

Warning: these figures indicate the number of cases found in the data file. They cannot be interpreted as summary statistics of the population of interest.

17.4: L7. 請問你會不會做下列事情來預防颱風、水災?(可複選)-庭園樹木加支架保護

Information [Type= discrete] [Format=numeric] [Range= 1-1] [Missing=*]

Statistics [NW/ W] [Valid=773 /-] [Invalid=1325 /-]

Value	Label	Cases	Percentage
1	庭園樹木加支架保護	773	100.0%
Sysmiss		1325	

Warning: these figures indicate the number of cases found in the data file. They cannot be interpreted as summary statistics of the population of interest.

17.5: L7. 請問你會不會做下列事情來預防颱風、水災?(可複選)-清理水溝渠道

Information [Type= discrete] [Format=numeric] [Range= 1-1] [Missing=*]

Statistics [NW/ W] [Valid=796 /-] [Invalid=1302 /-]

Value	Label	Cases	Percentage
1	清理水溝渠道	796	100.0%
Sysmiss		1302	

Warning: these figures indicate the number of cases found in the data file. They cannot be interpreted as summary statistics of the population of interest.

17.6: L7. 請問你會不會做下列事情來預防颱風、水災?(可複選)-儲備乾糧

Information [Type= discrete] [Format=numeric] [Range= 1-1] [Missing=*]

Statistics [NW/ W] [Valid=1641 /-] [Invalid=457 /-]

Value	Label	Cases	Percentage
1	儲備乾糧	1641	100.0%
Sysmiss		457	

Warning: these figures indicate the number of cases found in the data file. They cannot be interpreted as summary statistics of the population of interest.

17.7: L7. 請問你會不會做下列事情來預防颱風、水災?(可複選)-儲水備用

Information [Type= discrete] [Format=numeric] [Range= 1-1] [Missing=*]

Statistics [NW/ W] [Valid=1526 /-] [Invalid=572 /-]

Value	Label	Cases	Percentage
1	儲水備用	1526	100.0%
Sysmiss		572	

Warning: these figures indicate the number of cases found in the data file. They cannot be interpreted as summary statistics of the population of interest.

17.8: L7. 請問你會不會做下列事情來預防颱風、水災?(可複選)-如住處有淹水的疑慮, 你會視情形及早遷移至較高的地方

Information [Type= discrete] [Format=numeric] [Range= 1-1] [Missing=*]

Statistics [NW/ W] [Valid=371 /-] [Invalid=1727 /-]

Value	Label	Cases	Percentage
1	如住處有淹水的疑慮, 你會視情形及早遷移至較高的地方	371	100.0%
Sysmiss		1727	

Warning: these figures indicate the number of cases found in the data file. They cannot be interpreted as summary statistics of the population of interest.

# 17.9: L7. 請問你會不會做下列事情來預防颱風、水災?(可複選)-住在山坡地或土石易崩落之處者, 會配合政府「預防性疏散撤離」, 及早撤離到安全地區			
Information	[Type= discrete] [Format=numeric] [Range= 1-1] [Missing=*]		
Statistics [NW/ W]	[Valid=221 /-] [Invalid=1877 /-]		
Value	Label	Cases	Percentage
1	住在山坡地或土石易崩落之處者, 會配合政府「預防性疏散撤離」, 及	221	100.0%
Sysmiss		1877	
Warning: these figures indicate the number of cases found in the data file. They cannot be interpreted as summary statistics of the population of interest.			
# 17.10: L7. 請問你會不會做下列事情來預防颱風、水災?(可複選)-住在沿海地區會隨時注意潮汐, 以防止海水倒灌			
Information	[Type= discrete] [Format=numeric] [Range= 1-1] [Missing=*]		
Statistics [NW/ W]	[Valid=208 /-] [Invalid=1890 /-]		
Value	Label	Cases	Percentage
1	住在沿海地區會隨時注意潮汐, 以防止海水倒灌	208	100.0%
Sysmiss		1890	
Warning: these figures indicate the number of cases found in the data file. They cannot be interpreted as summary statistics of the population of interest.			
# 17.11: L7. 請問你會不會做下列事情來預防颱風、水災?(可複選)-其他			
Information	[Type= discrete] [Format=numeric] [Range= 1-1] [Missing=*]		
Statistics [NW/ W]	[Valid=12 /-] [Invalid=2086 /-]		
Value	Label	Cases	Percentage
1	其他	12	100.0%
Sysmiss		2086	
Warning: these figures indicate the number of cases found in the data file. They cannot be interpreted as summary statistics of the population of interest.			
# 17.11a: L7. 請問你會不會做下列事情來預防颱風、水災?(可複選)-其他(請說明)__			
Information	[Type= discrete] [Format=character] [Missing=*]		
Statistics [NW/ W]	[Valid=12 /-] [Invalid=0 /-]		
Value	Label	Cases	Percentage
不會預防準備		11	91.7%
準備沙包避免淹水		1	8.3%
Warning: these figures indicate the number of cases found in the data file. They cannot be interpreted as summary statistics of the population of interest.			
# 18: L8. 當颱風、水災發生時, 政府有沒有辦法降低颱風、水災所帶來的災害?			
Information	[Type= discrete] [Format=numeric] [Range= 1-4] [Missing=*]		
Statistics [NW/ W]	[Valid=2098 /-] [Invalid=0 /-]		
Value	Label	Cases	Percentage
1	沒辦法	404	19.3%
2	應該沒辦法	462	22.0%
3	應該有辦法	1027	49.0%
4	有辦法	205	9.8%
Warning: these figures indicate the number of cases found in the data file. They cannot be interpreted as summary statistics of the population of interest.			
# m1: M1. 請問當地震發生後, 你會不會和他人分享地震相關資訊?			
Information	[Type= discrete] [Format=numeric] [Range= 1-2] [Missing=*]		
Statistics [NW/ W]	[Valid=2098 /-] [Invalid=0 /-]		

# m1: M1. 請問當地震發生後，你會不會和他人分享地震相關資訊？			
Value	Label	Cases	Percentage
1	會	1589	75.7%
2	不會(跳答至N1.)	509	24.3%
Warning: these figures indicate the number of cases found in the data file. They cannot be interpreted as summary statistics of the population of interest.			
# m2.1: M2. 請問當地震發生後，你通常透過哪些管道分享地震相關資訊?(可複選)-面對面(包含：親朋好友/街坊鄰居/同儕(同事))			
Information	[Type= discrete] [Format=numeric] [Range= 1-1] [Missing=*]		
Statistics [NW/ W]	[Valid=1245 /-] [Invalid=853 /-]		
Value	Label	Cases	Percentage
1	面對面(包含：親朋好友/街坊鄰居/同儕(同事))	1245	100.0%
Sysmiss		853	
Warning: these figures indicate the number of cases found in the data file. They cannot be interpreted as summary statistics of the population of interest.			
# m2.2: M2. 請問當地震發生後，你通常透過哪些管道分享地震相關資訊?(可複選)-社群媒體(例如：臉書、推特)(B1.答2者、或G5(06)答0者，不需此選項)			
Information	[Type= discrete] [Format=numeric] [Range= 1-1] [Missing=*]		
Statistics [NW/ W]	[Valid=606 /-] [Invalid=1492 /-]		
Value	Label	Cases	Percentage
1	社群媒體(例如：臉書、推特)	606	100.0%
Sysmiss		1492	
Warning: these figures indicate the number of cases found in the data file. They cannot be interpreted as summary statistics of the population of interest.			
# m2.3: M2. 請問當地震發生後，你通常透過哪些管道分享地震相關資訊?(可複選)-即時通訊(例如：Skype、Line、微信、臉書訊息messenger)(B1.答2者、或G5(05)答1者，不需此選項)			
Information	[Type= discrete] [Format=numeric] [Range= 1-1] [Missing=*]		
Statistics [NW/ W]	[Valid=935 /-] [Invalid=1163 /-]		
Value	Label	Cases	Percentage
1	即時通訊(例如：Skype、Line、微信、臉書訊息messenger)	935	100.0%
Sysmiss		1163	
Warning: these figures indicate the number of cases found in the data file. They cannot be interpreted as summary statistics of the population of interest.			
# m2.4: M2. 請問當地震發生後，你通常透過哪些管道分享地震相關資訊?(可複選)-BBS(電子佈告欄)(B1.答2者，不需此選項)			
Information	[Type= discrete] [Format=numeric] [Range= 1-1] [Missing=*]		
Statistics [NW/ W]	[Valid=33 /-] [Invalid=2065 /-]		
Value	Label	Cases	Percentage
1	BBS(電子佈告欄)	33	100.0%
Sysmiss		2065	
Warning: these figures indicate the number of cases found in the data file. They cannot be interpreted as summary statistics of the population of interest.			
# m2.5: M2. 請問當地震發生後，你通常透過哪些管道分享地震相關資訊?(可複選)-電子信箱(B1.答2者、或G5(01)答1者，不需此選項)			
Information	[Type= discrete] [Format=numeric] [Range= 1-1] [Missing=*]		
Statistics [NW/ W]	[Valid=41 /-] [Invalid=2057 /-]		
Value	Label	Cases	Percentage
1	電子信箱	41	100.0%
Sysmiss		2057	

# m2.5: M2. 請問當地震發生後，你通常透過哪些管道分享地震相關資訊?(可複選)-電子信箱(B1.答2者、或G5(01)答1者，不需此選項)			
Warning: these figures indicate the number of cases found in the data file. They cannot be interpreted as summary statistics of the population of interest.			
# m2.6: M2. 請問當地震發生後，你通常透過哪些管道分享地震相關資訊?(可複選)-電話(包含:市話、手機通話)			
Information	[Type= discrete] [Format=numeric] [Range= 1-1] [Missing=*]		
Statistics [NW/ W]	[Valid=727 /-] [Invalid=1371 /-]		
Value	Label	Cases	Percentage
1	電話(包含:市話、手機通話)	727	100.0%
Sysmiss		1371	
Warning: these figures indicate the number of cases found in the data file. They cannot be interpreted as summary statistics of the population of interest.			
# m2.88: M2. 請問當地震發生後，你通常透過哪些管道分享地震相關資訊?(可複選)-其他			
Information	[Type= discrete] [Format=numeric] [Range= 1-1] [Missing=*]		
Statistics [NW/ W]	[Valid=0 /-] [Invalid=2098 /-]		
Value	Label	Cases	Percentage
1	其他	0	
Sysmiss		2098	
Warning: these figures indicate the number of cases found in the data file. They cannot be interpreted as summary statistics of the population of interest.			
# m2.88a: M2. 請問當地震發生後，你通常透過哪些管道分享地震相關資訊?(可複選)-其他(請說明)__			
Information	[Type= discrete] [Format=character] [Missing=*]		
Statistics [NW/ W]	[Valid=0 /-] [Invalid=0 /-]		
# m3.1: M3. 請問當地震發生後，你會分享什麼資訊給他人?(可複選)-提供地震相關連結、影像與照片			
Information	[Type= discrete] [Format=numeric] [Range= 1-1] [Missing=*]		
Statistics [NW/ W]	[Valid=510 /-] [Invalid=1588 /-]		
Value	Label	Cases	Percentage
1	提供地震相關連結、影像與照片	510	100.0%
Sysmiss		1588	
Warning: these figures indicate the number of cases found in the data file. They cannot be interpreted as summary statistics of the population of interest.			
# m3.2: M3. 請問當地震發生後，你會分享什麼資訊給他人?(可複選)-批評地震災害負責單位			
Information	[Type= discrete] [Format=numeric] [Range= 1-1] [Missing=*]		
Statistics [NW/ W]	[Valid=89 /-] [Invalid=2009 /-]		
Value	Label	Cases	Percentage
1	批評地震災害負責單位	89	100.0%
Sysmiss		2009	
Warning: these figures indicate the number of cases found in the data file. They cannot be interpreted as summary statistics of the population of interest.			
# m3.3: M3. 請問當地震發生後，你會分享什麼資訊給他人?(可複選)-想要協助或鼓勵受災戶			
Information	[Type= discrete] [Format=numeric] [Range= 1-1] [Missing=*]		
Statistics [NW/ W]	[Valid=474 /-] [Invalid=1624 /-]		
Value	Label	Cases	Percentage
1	想要協助或鼓勵受災戶	474	100.0%
Sysmiss		1624	
Warning: these figures indicate the number of cases found in the data file. They cannot be interpreted as summary statistics of the population of interest.			
# m3.4: M3. 請問當地震發生後，你會分享什麼資訊給他人?(可複選)-報平安，讓別人放心			
Information	[Type= discrete] [Format=numeric] [Range= 1-1] [Missing=*]		

# m3.4: M3. 請問當地震發生後，你會分享什麼資訊給他人?(可複選)-報平安，讓別人放心			
Statistics [NW/ W]		[Valid=1493 /-] [Invalid=605 /-]	
Value	Label	Cases	Percentage
1	報平安,讓別人放心	1493	<div><div></div></div> 100.0%
Sysmiss		605	
Warning: these figures indicate the number of cases found in the data file. They cannot be interpreted as summary statistics of the population of interest.			
# m3.90: M3. 請問當地震發生後，你會分享什麼資訊給他人?(可複選)-都沒有			
Information		[Type= discrete] [Format=numeric] [Range= 1-1] [Missing=*]	
Statistics [NW/ W]		[Valid=25 /-] [Invalid=2073 /-]	
Value	Label	Cases	Percentage
1	都沒有	25	<div><div></div></div> 100.0%
Sysmiss		2073	
Warning: these figures indicate the number of cases found in the data file. They cannot be interpreted as summary statistics of the population of interest.			
# n1.1: N1. 在過去一年，下列哪些人曾經主動提醒你對環境災害(例如：空氣汙染、颱風、水災、地震等)採取行動(包含預防、避難、救災等)?(可複選)-伴侶(包含夫妻、男女朋友、同居人)			
Information		[Type= discrete] [Format=numeric] [Range= 1-1] [Missing=*]	
Statistics [NW/ W]		[Valid=933 /-] [Invalid=1165 /-]	
Value	Label	Cases	Percentage
1	伴侶(包含夫妻、男女朋友、同居人)	933	<div><div></div></div> 100.0%
Sysmiss		1165	
Warning: these figures indicate the number of cases found in the data file. They cannot be interpreted as summary statistics of the population of interest.			
# n1.2: N1. 在過去一年，下列哪些人曾經主動提醒你對環境災害(例如：空氣汙染、颱風、水災、地震等)採取行動(包含預防、避難、救災等)?(可複選)-家人(除了夫妻、男女朋友、同居人以外，住在一起的家人)			
Information		[Type= discrete] [Format=numeric] [Range= 1-1] [Missing=*]	
Statistics [NW/ W]		[Valid=1453 /-] [Invalid=645 /-]	
Value	Label	Cases	Percentage
1	家人(除了夫妻、男女朋友、同居人以外，住在一起的家人)	1453	<div><div></div></div> 100.0%
Sysmiss		645	
Warning: these figures indicate the number of cases found in the data file. They cannot be interpreted as summary statistics of the population of interest.			
# n1.3: N1. 在過去一年，下列哪些人曾經主動提醒你對環境災害(例如：空氣汙染、颱風、水災、地震等)採取行動(包含預防、避難、救災等)?(可複選)-沒有住在一起的親戚			
Information		[Type= discrete] [Format=numeric] [Range= 1-1] [Missing=*]	
Statistics [NW/ W]		[Valid=720 /-] [Invalid=1378 /-]	
Value	Label	Cases	Percentage
1	沒有住在一起的親戚	720	<div><div></div></div> 100.0%
Sysmiss		1378	
Warning: these figures indicate the number of cases found in the data file. They cannot be interpreted as summary statistics of the population of interest.			
# n1.4: N1. 在過去一年，下列哪些人曾經主動提醒你對環境災害(例如：空氣汙染、颱風、水災、地震等)採取行動(包含預防、避難、救災等)?(可複選)-朋友			
Information		[Type= discrete] [Format=numeric] [Range= 1-1] [Missing=*]	
Statistics [NW/ W]		[Valid=1127 /-] [Invalid=971 /-]	
Value	Label	Cases	Percentage
1	朋友	1127	<div><div></div></div> 100.0%
Sysmiss		971	

n1.4: N1. 在過去一年，下列哪些人曾經主動提醒你對環境災害(例如：空氣汙染、颱風、水災、地震等)採取行動(包含預防、避難、救災等)?(可複選)-朋友

Warning: these figures indicate the number of cases found in the data file. They cannot be interpreted as summary statistics of the population of interest.

n1.5: N1. 在過去一年，下列哪些人曾經主動提醒你對環境災害(例如：空氣汙染、颱風、水災、地震等)採取行動(包含預防、避難、救災等)?(可複選)-同學

Information [Type= discrete] [Format=numeric] [Range= 1-1] [Missing=*]

Statistics [NW/ W] [Valid=377 /-] [Invalid=1721 /-]

Value	Label	Cases	Percentage
1	同學	377	100.0%
Sysmiss		1721	

Warning: these figures indicate the number of cases found in the data file. They cannot be interpreted as summary statistics of the population of interest.

n1.6: N1. 在過去一年，下列哪些人曾經主動提醒你對環境災害(例如：空氣汙染、颱風、水災、地震等)採取行動(包含預防、避難、救災等)?(可複選)-同事

Information [Type= discrete] [Format=numeric] [Range= 1-1] [Missing=*]

Statistics [NW/ W] [Valid=552 /-] [Invalid=1546 /-]

Value	Label	Cases	Percentage
1	同事	552	100.0%
Sysmiss		1546	

Warning: these figures indicate the number of cases found in the data file. They cannot be interpreted as summary statistics of the population of interest.

n1.7: N1. 在過去一年，下列哪些人曾經主動提醒你對環境災害(例如：空氣汙染、颱風、水災、地震等)採取行動(包含預防、避難、救災等)?(可複選)-點頭之交

Information [Type= discrete] [Format=numeric] [Range= 1-1] [Missing=*]

Statistics [NW/ W] [Valid=69 /-] [Invalid=2029 /-]

Value	Label	Cases	Percentage
1	點頭之交	69	100.0%
Sysmiss		2029	

Warning: these figures indicate the number of cases found in the data file. They cannot be interpreted as summary statistics of the population of interest.

n1.8: N1. 在過去一年，下列哪些人曾經主動提醒你對環境災害(例如：空氣汙染、颱風、水災、地震等)採取行動(包含預防、避難、救災等)?(可複選)-鄰居

Information [Type= discrete] [Format=numeric] [Range= 1-1] [Missing=*]

Statistics [NW/ W] [Valid=557 /-] [Invalid=1541 /-]

Value	Label	Cases	Percentage
1	鄰居	557	100.0%
Sysmiss		1541	

Warning: these figures indicate the number of cases found in the data file. They cannot be interpreted as summary statistics of the population of interest.

n1.9: N1. 在過去一年，下列哪些人曾經主請提醒你對環境災害(例如：空氣汙染、颱風、水災、地震等)採取行動(包含預防、避難、救災等)?(可複選)-朋友的朋友(有共同朋友，或知道名字，但彼此不認識)

Information [Type= discrete] [Format=numeric] [Range= 1-1] [Missing=*]

Statistics [NW/ W] [Valid=79 /-] [Invalid=2019 /-]

Value	Label	Cases	Percentage
1	朋友的朋友(有共同朋友,或知道名字,但彼此不認識)	79	100.0%
Sysmiss		2019	

Warning: these figures indicate the number of cases found in the data file. They cannot be interpreted as summary statistics of the population of interest.

# n1.10: N1. 在過去一年，下列哪些人曾經主動提醒你對環境災害(例如：空氣汙染、颱風、水災、地震等)採取行動(包含預防、避難、救災等)?(可複選)-陌生人			
Information	[Type= discrete] [Format=numeric] [Range= 1-1] [Missing=*]		
Statistics [NW/ W]	[Valid=19 /-] [Invalid=2079 /-]		
Value	Label	Cases	Percentage
1	陌生人	19	100.0%
Sysmiss		2079	
Warning: these figures indicate the number of cases found in the data file. They cannot be interpreted as summary statistics of the population of interest.			
# n1.90: N1. 在過去一年，下列哪些人曾經主動提醒你對環境災害(例如：空氣汙染、颱風、水災、地震等)採取行動(包含預防、避難、救災等)?(可複選)-都沒有			
Information	[Type= discrete] [Format=numeric] [Range= 1-1] [Missing=*]		
Statistics [NW/ W]	[Valid=379 /-] [Invalid=1719 /-]		
Value	Label	Cases	Percentage
1	都沒有	379	100.0%
Sysmiss		1719	
Warning: these figures indicate the number of cases found in the data file. They cannot be interpreted as summary statistics of the population of interest.			
# n2.1: N2. 在過去一年，你曾經主動提醒下列哪些人對環境災害(例如：空氣汙染、颱風、水災、地震等)採取行動(包含預防、避難、救災等)?(可複選)-伴侶(包含夫妻、男女朋友、同居人)			
Information	[Type= discrete] [Format=numeric] [Range= 1-1] [Missing=*]		
Statistics [NW/ W]	[Valid=928 /-] [Invalid=1170 /-]		
Value	Label	Cases	Percentage
1	伴侶(包含夫妻、男女朋友、同居人)	928	100.0%
Sysmiss		1170	
Warning: these figures indicate the number of cases found in the data file. They cannot be interpreted as summary statistics of the population of interest.			
# n2.2: N2. 在過去一年，你曾經主動提醒下列哪些人對環境災害(例如：空氣汙染、颱風、水災、地震等)採取行動(包含預防、避難、救災等)?(可複選)-家人(除了夫妻、男女朋友、同居人以外，住在一起的家人)			
Information	[Type= discrete] [Format=numeric] [Range= 1-1] [Missing=*]		
Statistics [NW/ W]	[Valid=1481 /-] [Invalid=617 /-]		
Value	Label	Cases	Percentage
1	家人(除了夫妻、男女朋友、同居人以外，住在一起的家人)	1481	100.0%
Sysmiss		617	
Warning: these figures indicate the number of cases found in the data file. They cannot be interpreted as summary statistics of the population of interest.			
# n2.3: N2. 在過去一年，你曾經主動提醒下列哪些人對環境災害(例如：空氣汙染、颱風、水災、地震等)採取行動(包含預防、避難、救災等)?(可複選)-沒有住在一起的親戚			
Information	[Type= discrete] [Format=numeric] [Range= 1-1] [Missing=*]		
Statistics [NW/ W]	[Valid=710 /-] [Invalid=1388 /-]		
Value	Label	Cases	Percentage
1	沒有住在一起的親戚	710	100.0%
Sysmiss		1388	
Warning: these figures indicate the number of cases found in the data file. They cannot be interpreted as summary statistics of the population of interest.			
# n2.4: N2. 在過去一年，你曾經主動提醒下列哪些人對環境災害(例如：空氣汙染、颱風、水災、地震等)採取行動(包含預防、避難、救災等)?(可複選)-朋友			
Information	[Type= discrete] [Format=numeric] [Range= 1-1] [Missing=*]		
Statistics [NW/ W]	[Valid=1118 /-] [Invalid=980 /-]		

n2.4: N2. 在過去一年，你曾經主動提醒下列哪些人對環境災害(例如：空氣汙染、颱風、水災、地震等)採取行動(包含預防、避難、救災等)?(可複選)-朋友

Value	Label	Cases	Percentage
1	朋友	1118	<div><div></div></div> 100.0%
Sysmiss		980	

Warning: these figures indicate the number of cases found in the data file. They cannot be interpreted as summary statistics of the population of interest.

n2.5: N2. 在過去一年，你曾經主動提醒下列哪些人對環境災害(例如：空氣汙染、颱風、水災、地震等)採取行動(包含預防、避難、救災等)?(可複選)-同學

Information	[Type= discrete] [Format=numeric] [Range= 1-1] [Missing=*]
Statistics [NW/ W]	[Valid=378 -] [Invalid=1720 -]

Value	Label	Cases	Percentage
1	同學	378	<div><div></div></div> 100.0%
Sysmiss		1720	

Warning: these figures indicate the number of cases found in the data file. They cannot be interpreted as summary statistics of the population of interest.

n2.6: N2. 在過去一年，你曾經主動提醒下列哪些人對環境災害(例如：空氣汙染、颱風、水災、地震等)採取行動(包含預防、避難、救災等)?(可複選)-同事

Information	[Type= discrete] [Format=numeric] [Range= 1-1] [Missing=*]
Statistics [NW/ W]	[Valid=526 -] [Invalid=1572 -]

Value	Label	Cases	Percentage
1	同事	526	<div><div></div></div> 100.0%
Sysmiss		1572	

Warning: these figures indicate the number of cases found in the data file. They cannot be interpreted as summary statistics of the population of interest.

n2.7: N2. 在過去一年，你曾經主動提醒下列哪些人對環境災害(例如：空氣汙染、颱風、水災、地震等)採取行動(包含預防、避難、救災等)?(可複選)-點頭之交

Information	[Type= discrete] [Format=numeric] [Range= 1-1] [Missing=*]
Statistics [NW/ W]	[Valid=70 -] [Invalid=2028 -]

Value	Label	Cases	Percentage
1	點頭之交	70	<div><div></div></div> 100.0%
Sysmiss		2028	

Warning: these figures indicate the number of cases found in the data file. They cannot be interpreted as summary statistics of the population of interest.

n2.8: N2. 在過去一年，你曾經主動提醒下列哪些人對環境災害(例如：空氣汙染、颱風、水災、地震等)採取行動(包含預防、避難、救災等)?(可複選)-鄰居

Information	[Type= discrete] [Format=numeric] [Range= 1-1] [Missing=*]
Statistics [NW/ W]	[Valid=512 -] [Invalid=1586 -]

Value	Label	Cases	Percentage
1	鄰居	512	<div><div></div></div> 100.0%
Sysmiss		1586	

Warning: these figures indicate the number of cases found in the data file. They cannot be interpreted as summary statistics of the population of interest.

n2.9: N2. 在過去一年，你曾經主動提醒下列哪些人對環境災害(例如：空氣汙染、颱風、水災、地震等)採取行動(包含預防、避難、救災等)?(可複選)-朋友的朋友(有共同朋友，或知道名字，但彼此不認識)

Information	[Type= discrete] [Format=numeric] [Range= 1-1] [Missing=*]
Statistics [NW/ W]	[Valid=72 -] [Invalid=2026 -]

Value	Label	Cases	Percentage
1	朋友的朋友(有共同朋友,或知道名字,但彼此不認識)	72	<div><div></div></div> 100.0%

n2.9: N2. 在過去一年，你曾經主動提醒下列哪些人對環境災害(例如：空氣汙染、颱風、水災、地震等)採取行動(包含預防、避難、救災等)?(可複選)-朋友的朋友(有共同朋友，或知道名字，但彼此不認識)

Value	Label	Cases	Percentage
Sysmiss		2026	

Warning: these figures indicate the number of cases found in the data file. They cannot be interpreted as summary statistics of the population of interest.

n2.10: N2. 在過去一年，你曾經主動提醒下列哪些人對環境災害(例如：空氣汙染、颱風、水災、地震等)採取行動(包含預防、避難、救災等)?(可複選)-陌生人

Information	[Type= discrete] [Format=numeric] [Range= 1-1] [Missing=*]
--------------------	--

Statistics [NW/ W]	[Valid=16 /-] [Invalid=2082 /-]
---------------------------	---------------------------------

Value	Label	Cases	Percentage
1	陌生人	16	100.0%
Sysmiss		2082	

Warning: these figures indicate the number of cases found in the data file. They cannot be interpreted as summary statistics of the population of interest.

n2.90: N2. 在過去一年，你曾經主動提醒下列哪些人對環境災害(例如：空氣汙染、颱風、水災、地震等)採取行動(包含預防、避難、救災等)?(可複選)-都沒有

Information	[Type= discrete] [Format=numeric] [Range= 1-1] [Missing=*]
--------------------	--

Statistics [NW/ W]	[Valid=406 /-] [Invalid=1692 /-]
---------------------------	----------------------------------

Value	Label	Cases	Percentage
1	都沒有	406	100.0%
Sysmiss		1692	

Warning: these figures indicate the number of cases found in the data file. They cannot be interpreted as summary statistics of the population of interest.

o1: O1. 整體來說，你對目前台灣的情況(包含政治、經濟、社會等各面向)，是滿意還是不滿意?

Information	[Type= discrete] [Format=numeric] [Range= 1-99] [Missing=*]
--------------------	---

Statistics [NW/ W]	[Valid=2098 /-] [Invalid=0 /-]
---------------------------	--------------------------------

Value	Label	Cases	Percentage
1	非常不滿意	342	16.3%
2	不太滿意	918	43.8%
3	無所謂滿不滿意	332	15.8%
4	還算滿意	470	22.4%
5	非常滿意	17	0.8%
95	拒答	0	
97	無意見	9	0.4%
99	不知道	10	0.5%

Warning: these figures indicate the number of cases found in the data file. They cannot be interpreted as summary statistics of the population of interest.

o2a: O2a. 目前國內有幾個主要政黨，請問你有沒有偏向哪一個政黨?

Information	[Type= discrete] [Format=numeric] [Range= 1-99] [Missing=*]
--------------------	---

Statistics [NW/ W]	[Valid=2098 /-] [Invalid=0 /-]
---------------------------	--------------------------------

Value	Label	Cases	Percentage
1	有(跳答至O2c.)	498	23.7%
2	沒有	1590	75.8%
95	拒答	7	0.3%
99	不知道	3	0.1%

Warning: these figures indicate the number of cases found in the data file. They cannot be interpreted as summary statistics of the population of interest.

# o2b: O2b. 那相對來說，請問你有沒有稍微偏向哪一個政黨？			
Information		[Type= discrete] [Format=numeric] [Range= 1-99] [Missing=*]	
Statistics [NW/ W]		[Valid=1600 /-] [Invalid=498 /-]	
Value	Label	Cases	Percentage
1	有	240	<div><div></div></div> 15.0%
2	沒有(跳答至O3.)	1352	<div><div></div></div> 84.5%
95	拒答(跳答至O3.)	8	<div><div></div></div> 0.5%
99	不知道(跳答至O3.)	0	
Sysmiss		498	
Warning: these figures indicate the number of cases found in the data file. They cannot be interpreted as summary statistics of the population of interest.			

# o2c: O2c. 請問是哪一個政黨?			
Information		[Type= discrete] [Format=numeric] [Range= 1-99] [Missing=*]	
Statistics [NW/ W]		[Valid=738 /-] [Invalid=1360 /-]	
Value	Label	Cases	Percentage
1	國民黨	341	<div></div> 46.2%
2	民進黨	320	<div></div> 43.4%
3	新黨	7	<div></div> 0.9%
4	親民黨	17	<div></div> 2.3%
5	時代力量	25	<div></div> 3.4%
6	台灣團結聯盟(台聯)	2	<div></div> 0.3%
7	綠黨	5	<div></div> 0.7%
8	社會民主黨	4	<div></div> 0.5%
9	民國黨	5	<div></div> 0.7%
88	其他政黨	4	<div></div> 0.5%
95	拒答(跳答至O3.)	7	<div></div> 0.9%
99	不知道(跳答至O3.)	1	<div></div> 0.1%
Sysmiss		1360	
Warning: these figures indicate the number of cases found in the data file. They cannot be interpreted as summary statistics of the population of interest.			
# o2ca: O2c. 請問是哪一個政黨?其他政黨(請說明) __			
Information		[Type= discrete] [Format=character] [Missing=*]	
Statistics [NW/ W]		[Valid=4 /-] [Invalid=0 /-]	
Value	Label	Cases	Percentage
中興黨		1	<div></div> 25.0%
共產黨		1	<div></div> 25.0%
樹黨		1	<div></div> 25.0%
無黨團結聯盟		1	<div></div> 25.0%
Warning: these figures indicate the number of cases found in the data file. They cannot be interpreted as summary statistics of the population of interest.			
# o2d: O2d. 請問，你偏向這個政黨的程度有多高?			
Information		[Type= discrete] [Format=numeric] [Range= 1-99] [Missing=*]	
Statistics [NW/ W]		[Valid=730 /-] [Invalid=1368 /-]	
Value	Label	Cases	Percentage
1	很強	143	<div></div> 19.6%
2	普通	351	<div></div> 48.1%
3	有一點	233	<div></div> 31.9%
95	拒答	0	<div></div> 0.4%
96	看情形	3	
97	無意見	0	
99	不知道	0	
Sysmiss		1368	
Warning: these figures indicate the number of cases found in the data file. They cannot be interpreted as summary statistics of the population of interest.			
# o3: O3. 請問今年(2016年1月16日)舉行的總統副總統選舉，你投給哪一黨的候選人?			
Information		[Type= discrete] [Format=numeric] [Range= 1-95] [Missing=*]	
Statistics [NW/ W]		[Valid=2098 /-] [Invalid=0 /-]	

o3: O3. 請問今年(2016年1月16日)舉行的總統副總統選舉，你投給哪一黨的候選人？

Value	Label	Cases	Percentage
1	國民黨-朱立倫、王如玄	469	<div><div></div></div> 22.4%
2	民進黨-蔡英文、陳建仁	838	<div><div></div></div> 39.9%
3	親民黨-宋楚瑜、徐欣瑩	111	<div><div></div></div> 5.3%
4	沒有去投票	518	<div><div></div></div> 24.7%
5	投廢票	14	<div><div></div></div> 0.7%
6	忘記了	39	<div><div></div></div> 1.9%
95	拒答	109	<div><div></div></div> 5.2%

Warning: these figures indicate the number of cases found in the data file. They cannot be interpreted as summary statistics of the population of interest.

p1.1: P1.1. 你重視新點子和創造力，用自己的方式做事。

Information	[Type= discrete] [Format=numeric] [Range= 1-4] [Missing=*]
Statistics [NW/ W]	[Valid=2098 /-] [Invalid=0 /-]

Value	Label	Cases	Percentage
1	大部份不像你	130	<div><div></div></div> 6.2%
2	有點不像你	439	<div><div></div></div> 20.9%
3	有點像你	1051	<div><div></div></div> 50.1%
4	大部份像你	478	<div><div></div></div> 22.8%

Warning: these figures indicate the number of cases found in the data file. They cannot be interpreted as summary statistics of the population of interest.

p1.2: P1.2. 你重視財富，想要擁有許多錢和昂貴的東西。

Information	[Type= discrete] [Format=numeric] [Range= 1-4] [Missing=*]
Statistics [NW/ W]	[Valid=2098 /-] [Invalid=0 /-]

Value	Label	Cases	Percentage
1	大部份不像你	367	<div><div></div></div> 17.5%
2	有點不像你	907	<div><div></div></div> 43.2%
3	有點像你	648	<div><div></div></div> 30.9%
4	大部份像你	176	<div><div></div></div> 8.4%

Warning: these figures indicate the number of cases found in the data file. They cannot be interpreted as summary statistics of the population of interest.

p1.3: P1.3. 你重視居住安全，避免任何可能的危險。

Information	[Type= discrete] [Format=numeric] [Range= 1-4] [Missing=*]
Statistics [NW/ W]	[Valid=2098 /-] [Invalid=0 /-]












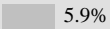


Value	Label	Cases	Percentage
1	大部份不像你	11	<div><div></div></div> 0.5%
2	有點不像你	85	<div><div></div></div> 4.1%
3	有點像你	988	<div><div></div></div> 47.1%
4	大部份像你	1014	<div><div></div></div> 48.3%

Warning: these figures indicate the number of cases found in the data file. They cannot be interpreted as summary statistics of the population of interest.






















p1.4: P1.4. 你重視追求快樂，寵愛自己。

Information	[Type= discrete] [Format=numeric] [Range= 1-4] [Missing=*]
Statistics [NW/ W]	[Valid=2098 /-] [Invalid=0 /-]

Value	Label	Cases	Percentage
1	大部份不像你	66	<div><div></div></div> 3.1%
2	有點不像你	351	<div><div></div></div> 16.7%
3	有點像你	1038	<div><div></div></div> 49.5%

# p1.4: P1.4. 你重視追求快樂，寵愛自己。			
Value	Label	Cases	Percentage
4	大部份像你	643	 30.6%
<i>Warning: these figures indicate the number of cases found in the data file. They cannot be interpreted as summary statistics of the population of interest.</i>			
# p1.5: P1.5. 你會幫助周圍的人， 且在意他們過得好不好。			
Information	[Type= discrete] [Format=numeric] [Range= 1-4] [Missing=*]		
Statistics [NW/ W]	[Valid=2098 /-] [Invalid=0 /-]		
Value	Label	Cases	Percentage
1	大部份不像你	18	 0.9%
2	有點不像你	162	 7.7%
3	有點像你	1117	 53.2%
4	大部份像你	801	 38.2%
<i>Warning: these figures indicate the number of cases found in the data file. They cannot be interpreted as summary statistics of the population of interest.</i>			
# p1.6: P1.6. 成功對你來說很重要， 想要讓別人知道你的成就。			
Information	[Type= discrete] [Format=numeric] [Range= 1-4] [Missing=*]		
Statistics [NW/ W]	[Valid=2098 /-] [Invalid=0 /-]		
Value	Label	Cases	Percentage
1	大部份不像你	274	 13.1%
2	有點不像你	872	 41.6%
3	有點像你	745	 35.5%
4	大部份像你	207	 9.9%
<i>Warning: these figures indicate the number of cases found in the data file. They cannot be interpreted as summary statistics of the population of interest.</i>			
# p1.7: P1.7. 你重視冒險， 想要過刺激的生活。			
Information	[Type= discrete] [Format=numeric] [Range= 1-4] [Missing=*]		
Statistics [NW/ W]	[Valid=2098 /-] [Invalid=0 /-]		
Value	Label	Cases	Percentage
1	大部份不像你	683	 32.6%
2	有點不像你	907	 43.2%
3	有點像你	384	 18.3%
4	大部份像你	124	 5.9%
<i>Warning: these figures indicate the number of cases found in the data file. They cannot be interpreted as summary statistics of the population of interest.</i>			
# p1.8: P1.8. 你重視舉止合宜， 別人認為不好的事你不會去做。			
Information	[Type= discrete] [Format=numeric] [Range= 1-4] [Missing=*]		
Statistics [NW/ W]	[Valid=2098 /-] [Invalid=0 /-]		
Value	Label	Cases	Percentage
1	大部份不像你	50	 2.4%
2	有點不像你	288	 13.7%
3	有點像你	1092	 52.0%
4	大部份像你	668	 31.8%
<i>Warning: these figures indicate the number of cases found in the data file. They cannot be interpreted as summary statistics of the population of interest.</i>			
# p1.9: P1.9. 你重視環境保護， 關心大自然。			
Information	[Type= discrete] [Format=numeric] [Range= 1-4] [Missing=*]		
Statistics [NW/ W]	[Valid=2098 /-] [Invalid=0 /-]		

# p1.9: P1.9. 你重視環境保護，關心大自然。				
Value	Label	Cases	Percentage	
1	大部份不像你	23	<div><div></div></div> 1.1%	
2	有點不像你	173	<div><div></div></div> 8.2%	
3	有點像你	1146	<div><div></div></div> 54.6%	
4	大部份像你	756	<div><div></div></div> 36.0%	
Warning: these figures indicate the number of cases found in the data file. They cannot be interpreted as summary statistics of the population of interest.				
# p1.10: P1.10. 你重視傳統，會遵循宗教與家庭傳下來的習俗。				
Information	[Type= discrete] [Format=numeric] [Range= 1-4] [Missing=*]			
Statistics [NW/ W]	[Valid=2098 /-] [Invalid=0 /-]			
Value	Label	Cases	Percentage	
1	大部份不像你	85	<div><div></div></div> 4.1%	
2	有點不像你	341	<div><div></div></div> 16.3%	
3	有點像你	939	<div><div></div></div> 44.8%	
4	大部份像你	733	<div><div></div></div> 34.9%	
Warning: these figures indicate the number of cases found in the data file. They cannot be interpreted as summary statistics of the population of interest.				
# p2.1: P2.1. 你目前的生活和你理想中的生活差距不遠。				
Information	[Type= discrete] [Format=numeric] [Range= 1-5] [Missing=*]			
Statistics [NW/ W]	[Valid=2098 /-] [Invalid=0 /-]			
Value	Label	Cases	Percentage	
1	非常不同意	68	<div><div></div></div> 3.2%	
2	不同意	265	<div><div></div></div> 12.6%	
3	普通	562	<div><div></div></div> 26.8%	
4	同意	1051	<div><div></div></div> 50.1%	
5	非常同意	152	<div><div></div></div> 7.2%	
Warning: these figures indicate the number of cases found in the data file. They cannot be interpreted as summary statistics of the population of interest.				
# p2.2: P2.2. 目前你的一切生活狀況都很棒。				
Information	[Type= discrete] [Format=numeric] [Range= 1-5] [Missing=*]			
Statistics [NW/ W]	[Valid=2098 /-] [Invalid=0 /-]			
Value	Label	Cases	Percentage	
1	非常不同意	40	<div><div></div></div> 1.9%	
2	不同意	191	<div><div></div></div> 9.1%	
3	普通	675	<div><div></div></div> 32.2%	
4	同意	1024	<div><div></div></div> 48.8%	
5	非常同意	168	<div><div></div></div> 8.0%	
Warning: these figures indicate the number of cases found in the data file. They cannot be interpreted as summary statistics of the population of interest.				
# p2.3: P2.3. 你已經得到你人生想要的。				
Information	[Type= discrete] [Format=numeric] [Range= 1-5] [Missing=*]			
Statistics [NW/ W]	[Valid=2098 /-] [Invalid=0 /-]			
Value	Label	Cases	Percentage	
1	非常不同意	85	<div><div></div></div> 4.1%	
2	不同意	505	<div><div></div></div> 24.1%	
3	普通	608	<div><div></div></div> 29.0%	
4	同意	768	<div><div></div></div> 36.6%	

# p2.3: P2.3. 你已經得到你人生想要的。			
Value	Label	Cases	Percentage
5	非常同意	132	 6.3%
<i>Warning: these figures indicate the number of cases found in the data file. They cannot be interpreted as summary statistics of the population of interest.</i>			
# p2.4: P2.4. 若人生可以重來一次，你會想要改變目前擁有的一切。			
Information	[Type= discrete] [Format=numeric] [Range= 1-5] [Missing=*]		
Statistics [NW/ W]	[Valid=2098 /-] [Invalid=0 /-]		
Value	Label	Cases	Percentage
1	非常不同意	77	 3.7%
2	不同意	644	 30.7%
3	普通	513	 24.5%
4	同意	700	 33.4%
5	非常同意	164	 7.8%
<i>Warning: these figures indicate the number of cases found in the data file. They cannot be interpreted as summary statistics of the population of interest.</i>			
# p2.5: P2.5. 當你遇到困難時，你能找到信賴的人幫你解決問題。			
Information	[Type= discrete] [Format=numeric] [Range= 1-5] [Missing=*]		
Statistics [NW/ W]	[Valid=2098 /-] [Invalid=0 /-]		
Value	Label	Cases	Percentage
1	非常不同意	21	 1.0%
2	不同意	139	 6.6%
3	普通	252	 12.0%
4	同意	1282	 61.1%
5	非常同意	404	 19.3%
<i>Warning: these figures indicate the number of cases found in the data file. They cannot be interpreted as summary statistics of the population of interest.</i>			
# p2.6: P2.6. 當你有私密的問題時，有人可以讓你放心的聊一聊。			
Information	[Type= discrete] [Format=numeric] [Range= 1-5] [Missing=*]		
Statistics [NW/ W]	[Valid=2098 /-] [Invalid=0 /-]		
Value	Label	Cases	Percentage
1	非常不同意	37	 1.8%
2	不同意	160	 7.6%
3	普通	238	 11.3%
4	同意	1291	 61.5%
5	非常同意	372	 17.7%
<i>Warning: these figures indicate the number of cases found in the data file. They cannot be interpreted as summary statistics of the population of interest.</i>			
# p2.7: P2.7. 當你覺得孤單時，你可以找到其他人說話。			
Information	[Type= discrete] [Format=numeric] [Range= 1-5] [Missing=*]		
Statistics [NW/ W]	[Valid=2098 /-] [Invalid=0 /-]		
Value	Label	Cases	Percentage
1	非常不同意	24	 1.1%
2	不同意	109	 5.2%
3	普通	216	 10.3%
4	同意	1354	 64.5%
5	非常同意	395	 18.8%
<i>Warning: these figures indicate the number of cases found in the data file. They cannot be interpreted as summary statistics of the population of interest.</i>			

# p2.8: P2.8. 經由和別人的來往，會讓你想要嘗試新事物。			
Information	[Type= discrete] [Format=numeric] [Range= 1-5] [Missing=*]		
Statistics [NW/ W]	[Valid=2098 /-] [Invalid=0 /-]		
Value	Label	Cases	Percentage
1	非常不同意	43	<div><div></div></div> 2.0%
2	不同意	322	<div><div></div></div> 15.3%
3	普通	416	<div><div></div></div> 19.8%
4	同意	1083	<div><div></div></div> 51.6%
5	非常同意	234	<div><div></div></div> 11.2%
Warning: these figures indicate the number of cases found in the data file. They cannot be interpreted as summary statistics of the population of interest.			
# p2.9: P2.9. 經由和別人的來往，會讓你對於「跟你不一樣的人」在想些什麼感到興趣。			
Information	[Type= discrete] [Format=numeric] [Range= 1-5] [Missing=*]		
Statistics [NW/ W]	[Valid=2098 /-] [Invalid=0 /-]		
Value	Label	Cases	Percentage
1	非常不同意	52	<div><div></div></div> 2.5%
2	不同意	389	<div><div></div></div> 18.5%
3	普通	479	<div><div></div></div> 22.8%
4	同意	968	<div><div></div></div> 46.1%
5	非常同意	210	<div><div></div></div> 10.0%
Warning: these figures indicate the number of cases found in the data file. They cannot be interpreted as summary statistics of the population of interest.			
# p2.10: P2.10. 經由和別人的閒聊，會讓你對世界上所發生的事情感到好奇。			
Information	[Type= discrete] [Format=numeric] [Range= 1-5] [Missing=*]		
Statistics [NW/ W]	[Valid=2098 /-] [Invalid=0 /-]		
Value	Label	Cases	Percentage
1	非常不同意	35	<div><div></div></div> 1.7%
2	不同意	290	<div><div></div></div> 13.8%
3	普通	438	<div><div></div></div> 20.9%
4	同意	1075	<div><div></div></div> 51.2%
5	非常同意	260	<div><div></div></div> 12.4%
Warning: these figures indicate the number of cases found in the data file. They cannot be interpreted as summary statistics of the population of interest.			
# p3a.1: P3a.1 整體而言，你對於你的生活滿不滿意？			
Information	[Type= discrete] [Format=numeric] [Range= 1-5] [Missing=*]		
Statistics [NW/ W]	[Valid=2098 /-] [Invalid=0 /-]		
Value	Label	Cases	Percentage
1	非常不滿意	25	<div><div></div></div> 1.2%
2	不滿意	181	<div><div></div></div> 8.6%
3	無所謂滿不滿意	386	<div><div></div></div> 18.4%
4	滿意	1346	<div><div></div></div> 64.2%
5	非常滿意	160	<div><div></div></div> 7.6%
Warning: these figures indicate the number of cases found in the data file. They cannot be interpreted as summary statistics of the population of interest.			
# p3a.2: P3a.2 整體而言，你對於你的工作滿不滿意？			
Information	[Type= discrete] [Format=numeric] [Range= 1-6] [Missing=*]		
Statistics [NW/ W]	[Valid=2098 /-] [Invalid=0 /-]		

# p3a.2: P3a.2 整體而言，你對於你的工作滿不滿意？			
Value	Label	Cases	Percentage
1	非常不滿意	18	0.9%
2	不滿意	152	7.2%
3	無所謂滿不滿意	264	12.6%
4	滿意	845	40.3%
5	非常滿意	81	3.9%
6	不適用	738	35.2%
Warning: these figures indicate the number of cases found in the data file. They cannot be interpreted as summary statistics of the population of interest.			
# p3a.3: P3a.3 整體而言，你對於你的社交生活滿不滿意？			
Information	[Type= discrete] [Format=numeric] [Range= 1-6] [Missing=*]		
Statistics [NW/ W]	[Valid=2098 /-] [Invalid=0 /-]		
Value	Label	Cases	Percentage
1	非常不滿意	9	0.4%
2	不滿意	108	5.1%
3	無所謂滿不滿意	375	17.9%
4	滿意	1456	69.4%
5	非常滿意	146	7.0%
6	不適用	4	0.2%
Warning: these figures indicate the number of cases found in the data file. They cannot be interpreted as summary statistics of the population of interest.			
# p3a.4: P3a.4 整體而言，你對自己目前的健康狀況滿不滿意？			
Information	[Type= discrete] [Format=numeric] [Range= 1-5] [Missing=*]		
Statistics [NW/ W]	[Valid=2098 /-] [Invalid=0 /-]		
Value	Label	Cases	Percentage
1	非常不滿意	22	1.0%
2	不滿意	347	16.5%
3	無所謂滿不滿意	240	11.4%
4	滿意	1360	64.8%
5	非常滿意	129	6.1%
Warning: these figures indicate the number of cases found in the data file. They cannot be interpreted as summary statistics of the population of interest.			
# p3b: P3b. 整體而言，你覺得目前的日子過得快不快樂？			
Information	[Type= discrete] [Format=numeric] [Range= 1-5] [Missing=*]		
Statistics [NW/ W]	[Valid=2098 /-] [Invalid=0 /-]		
Value	Label	Cases	Percentage
1	非常不快樂	9	0.4%
2	不快樂	120	5.7%
3	無所謂快不快樂	366	17.4%
4	快樂	1424	67.9%
5	非常快樂	179	8.5%
Warning: these figures indicate the number of cases found in the data file. They cannot be interpreted as summary statistics of the population of interest.			
# q1: Q1. 請問你過去一年看幾次醫生？			
Information	[Type= discrete] [Format=numeric] [Range= 1-5] [Missing=*]		
Statistics [NW/ W]	[Valid=2098 /-] [Invalid=0 /-]		

# q1: Q1. 請問你過去一年看幾次醫生？			
Value	Label	Cases	Percentage
1	0次	134	<div><div></div></div> 6.4%
2	1-5次	1143	<div><div></div></div> 54.5%
3	6-10次	451	<div><div></div></div> 21.5%
4	11-15次	185	<div><div></div></div> 8.8%
5	16次以上	185	<div><div></div></div> 8.8%
Warning: these figures indicate the number of cases found in the data file. They cannot be interpreted as summary statistics of the population of interest.			
# q2.1: Q2.1. 請問你體重多少?(百)			
Information	[Type= continuous] [Format=numeric] [Range= 0-1] [Missing=*]		
Statistics [NW/ W]	[Valid=2098 /-] [Invalid=0 /-] [Mean=0.01 /-] [StdDev=0.0996 /-]		
# q2.2: Q2.2. 請問你體重多少?(十)			
Information	[Type= continuous] [Format=numeric] [Range= 0-9] [Missing=*]		
Statistics [NW/ W]	[Valid=2098 /-] [Invalid=0 /-] [Mean=5.811 /-] [StdDev=1.292 /-]		
# q2.3: Q2.3. 請問你體重多少?(個)			
Information	[Type= continuous] [Format=numeric] [Range= 0-9] [Missing=*]		
Statistics [NW/ W]	[Valid=2098 /-] [Invalid=0 /-] [Mean=3.778 /-] [StdDev=2.91 /-]		
# rq2: Q2. 請問你體重多少?(整合)			
Information	[Type= continuous] [Format=numeric] [Range= 35-130] [Missing=*]		
Statistics [NW/ W]	[Valid=2098 /-] [Invalid=0 /-] [Mean=62.887 /-] [StdDev=12.077 /-]		
# q3.1: Q3.1. 請問你身高多少?(百)			
Information	[Type= continuous] [Format=numeric] [Range= 1-1] [Missing=*]		
Statistics [NW/ W]	[Valid=2098 /-] [Invalid=0 /-] [Mean=1 /-] [StdDev=0 /-]		
# q3.2: Q3.1. 請問你身高多少?(十)			
Information	[Type= continuous] [Format=numeric] [Range= 3-9] [Missing=*]		
Statistics [NW/ W]	[Valid=2098 /-] [Invalid=0 /-] [Mean=5.876 /-] [StdDev=0.894 /-]		
# q3.3: Q3.1. 請問你身高多少?(個)			
Information	[Type= continuous] [Format=numeric] [Range= 0-9] [Missing=*]		
Statistics [NW/ W]	[Valid=2098 /-] [Invalid=0 /-] [Mean=4.091 /-] [StdDev=2.952 /-]		
# rq3: Q3. 請問你身高多少?(整合)			
Information	[Type= continuous] [Format=numeric] [Range= 135-191] [Missing=*]		
Statistics [NW/ W]	[Valid=2098 /-] [Invalid=0 /-] [Mean=162.852 /-] [StdDev=8.458 /-]		
# r1: R1. 請問你現在有沒有在工作？			
Information	[Type= discrete] [Format=numeric] [Range= 1-88] [Missing=*]		
Statistics [NW/ W]	[Valid=2098 /-] [Invalid=0 /-]		
Value	Label	Cases	Percentage
1	有全職工作	1113	<div><div></div></div> 53.1%
2	有兼職工作	108	<div><div></div></div> 5.1%
3	不固定(打零工), 目前暫時沒有	31	<div><div></div></div> 1.5%
4	幫忙家裡的事業	68	<div><div></div></div> 3.2%
5	目前沒有工作	56	<div><div></div></div> 2.7%

# r1: R1. 請問你現在有沒有在工作？			
Value	Label	Cases	Percentage
6	學生/進修在學且沒有工作	55	<div><div></div></div> 2.6%
7	學生/進修在學且有工作	40	<div><div></div></div> 1.9%
8	已經退休	342	<div><div></div></div> 16.3%
9	家庭主婦且沒有工作	236	<div><div></div></div> 11.2%
10	高齡、身心障礙、生病不能工作	46	<div><div></div></div> 2.2%
11	服義務役	2	<div><div></div></div> 0.1%
12	服(研發)替代役	1	<div><div></div></div> 0.0%
88	其他	0	
Warning: these figures indicate the number of cases found in the data file. They cannot be interpreted as summary statistics of the population of interest.			
# r1a: R1. 請問你現在有沒有在工作?其他說明			
Information	[Type= discrete] [Format=character] [Missing=*]		
Statistics [NW/ W]	[Valid=0 /-] [Invalid=0 /-]		
# r2: R2. 請問你的行業			
Information	[Type= discrete] [Format=numeric] [Range= 1-88] [Missing=*]		
Statistics [NW/ W]	[Valid=1360 /-] [Invalid=738 /-]		
Value	Label	Cases	Percentage
1	農林漁牧業	63	<div><div></div></div> 4.6%
2	礦業及土石採取業	1	<div><div></div></div> 0.1%
3	製造業	182	<div><div></div></div> 13.4%
4	電力及燃氣供應業	7	<div><div></div></div> 0.5%
5	用水供應及污染整治業	4	<div><div></div></div> 0.3%
6	營造業	59	<div><div></div></div> 4.3%
7	批發及零售業	168	<div><div></div></div> 12.4%
8	運輸及倉儲業	40	<div><div></div></div> 2.9%
9	住宿及餐飲業	122	<div><div></div></div> 9.0%
10	資訊及通訊傳播業	54	<div><div></div></div> 4.0%
11	金融及保險業	57	<div><div></div></div> 4.2%
12	不動產業	18	<div><div></div></div> 1.3%
13	專業、科學及技術服務業	62	<div><div></div></div> 4.6%
14	支援服務業	114	<div><div></div></div> 8.4%
15	教育服務業	96	<div><div></div></div> 7.1%
16	公共行政及國防強制性社會安全	55	<div><div></div></div> 4.0%
17	醫療保健及社會	65	<div><div></div></div> 4.8%
18	藝術、娛樂及休閒服務業	37	<div><div></div></div> 2.7%
19	其他服務業	156	<div><div></div></div> 11.5%
88	其他	0	
Sysmiss		738	
Warning: these figures indicate the number of cases found in the data file. They cannot be interpreted as summary statistics of the population of interest.			
# r2a: R2. 請問你的行業：其他說明			
Information	[Type= discrete] [Format=character] [Missing=*]		
Statistics [NW/ W]	[Valid=0 /-] [Invalid=0 /-]		
# r3a: R3a.請問你現在的工作屬於哪一類？			
Information	[Type= discrete] [Format=numeric] [Range= 1-88] [Missing=*]		

# r3a: R3a .請問你現在的工作屬於哪一類?			
Statistics [NW/ W]		[Valid=1360 /-] [Invalid=738 /-]	
Value	Label	Cases	Percentage
1	雇主	190	<div><div></div></div> 14.0%
2	自雇	296	<div><div></div></div> 21.8%
3	受雇於私營機構(例如:私立學校、私人事業等)	737	<div><div></div></div> 54.2%
4	受雇於公家機構(例如:公立學校、政府機構)	137	<div><div></div></div> 10.1%
88	其他	0	
Sysmiss		738	
Warning: these figures indicate the number of cases found in the data file. They cannot be interpreted as summary statistics of the population of interest.			
# r3aa: R3a .請問你現在的工作屬於哪一類?其他說明			
Information		[Type= discrete] [Format=character] [Missing=*]	
Statistics [NW/ W]		[Valid=0 /-] [Invalid=0 /-]	
# r3b: R3b .請問在你工作上， 你有沒有管理別人?			
Information		[Type= discrete] [Format=numeric] [Range= 1-2] [Missing=*]	
Statistics [NW/ W]		[Valid=1360 /-] [Invalid=738 /-]	
Value	Label	Cases	Percentage
1	有	315	<div><div></div></div> 23.2%
2	沒有	1045	<div><div></div></div> 76.8%
Sysmiss		738	
Warning: these figures indicate the number of cases found in the data file. They cannot be interpreted as summary statistics of the population of interest.			
# r3ba: R3b .請問在你工作上， 你有沒有管理別人?其他說明			
Information		[Type= discrete] [Format=numeric] [Range= 1-800] [Missing=*]	
Statistics [NW/ W]		[Valid=315 /-] [Invalid=1783 /-]	
Value	Label	Cases	Percentage
1		42	<div><div></div></div> 13.3%
2		49	<div><div></div></div> 15.6%
3		39	<div><div></div></div> 12.4%
4		18	<div><div></div></div> 5.7%
5		28	<div><div></div></div> 8.9%
6		13	<div><div></div></div> 4.1%
7		11	<div><div></div></div> 3.5%
8		2	<div><div></div></div> 0.6%
9		2	<div><div></div></div> 0.6%
10		40	<div><div></div></div> 12.7%
12		5	<div><div></div></div> 1.6%
13		1	<div><div></div></div> 0.3%
14		1	<div><div></div></div> 0.3%
15		6	<div><div></div></div> 1.9%
18		1	<div><div></div></div> 0.3%
20		9	<div><div></div></div> 2.9%
22		1	<div><div></div></div> 0.3%
23		3	<div><div></div></div> 1.0%
24		1	<div><div></div></div> 0.3%
25		3	<div><div></div></div> 1.0%

# r3ba: R3b.請問在你工作上，你有沒有管理別人?其他說明			
Value	Label	Cases	Percentage
26		1	0.3%
29		1	0.3%
30		8	2.5%
35		8	2.5%
40		3	1.0%
41		1	0.3%
50		3	1.0%
52		1	0.3%
53		1	0.3%
80		2	0.6%
100		2	0.6%
120		1	0.3%
130		1	0.3%
150		1	0.3%
200		1	0.3%
250		1	0.3%
282		1	0.3%
300		2	0.6%
800		1	0.3%
Sysmiss		1783	
Warning: these figures indicate the number of cases found in the data file. They cannot be interpreted as summary statistics of the population of interest.			
# r4: R4. 請問你個人平均每個月所有的(稅前)收入差不多有多少?			
Information	[Type= discrete] [Format=numeric] [Range= 1-95] [Missing=*]		
Statistics [NW/ W]	[Valid=2098 /-] [Invalid=0 /-]		
Value	Label	Cases	Percentage
1	無收入	261	12.4%
2	17000元以下	453	21.6%
3	17001元~22000元	185	8.8%
4	22001~26000元	145	6.9%
5	26001~30000元	160	7.6%
6	30001~35000元	178	8.5%
7	35001~40000元	158	7.5%
8	40001~48000元	132	6.3%
9	48001~58000元	152	7.2%
10	58001~77000元	102	4.9%
11	77001元以上	103	4.9%
95	拒答	69	3.3%
Warning: these figures indicate the number of cases found in the data file. They cannot be interpreted as summary statistics of the population of interest.			
# weight: 最終權值			
Information	[Type= continuous] [Format=numeric] [Range= 0.452689271409479-3.04446417454624] [Missing=*]		
Statistics [NW/ W]	[Valid=2098 /-] [Invalid=0 /-] [Mean=1 /-] [StdDev=0.316 /-]		