

台灣 (Taiwan, ROC)

行政院研究發展考核委員會

98年民眾社會參與情形調查

Study Documentation

January 11, 2018

Metadata Production

Metadata Producer(s)	學術調查研究資料庫(Survey Research Data Archive) (SRDA) , 中央研究院人社中心調查研究專題中心, DDI文件製作
Production Date	January 31, 2017
Version	2.0版, 參考IHSN Nesstar Template修改
Identification	AE150001

Table of Contents

Overview.....	4
Scope & Coverage.....	4
Producers & Sponsors.....	4
Sampling.....	4
Data Collection.....	4
Data Processing & Appraisal.....	5
Accessibility.....	5
Files Description.....	6
data98.....	6
Variables Group(s).....	7
志願參與層面.....	7
捐獻參與層面.....	7
社區參與層面.....	7
政治活動參與層面.....	8
公共事務參與層面.....	8
基本資料.....	8
權數.....	8
Variables Description.....	9
data98.....	10

98年民眾社會參與情形調查

Overview

Type	民眾社會參與情形
Identification	AE150001
Version	Production Date: 2017-07-31
Series	國發會為瞭解民眾對各項社會或政治活動的參與情況，每年八月委託民調公司隨機抽樣20歲以上成年人進行電話訪問調查
Abstract 本年度調查的社會參與主題有：志願參與層面、捐獻參與層面、社區參與層面、以及政治活動的參與層面、公共事務參與層面等，有效樣本數1,089份	
Kind of Data	抽樣調查資料 (Sample survey data)
Unit of Analysis	個人

Scope & Coverage

Time Period(s)	2009
Countries	台灣 (Taiwan, ROC)
Geographic Coverage 台灣地區	
Universe 台灣地區20歲以上的成年人	

Producers & Sponsors

Primary Investigator(s)	行政院研究發展考核委員會
Other Producer(s)	行政院國家發展委員會
Funding Agency/ies	行政院研究發展考核委員會

Sampling

Sampling Procedure 台灣地區住宅電話簿(尾數 2 位隨機)	
Weighting 調查結果已對受訪者性別、年齡、教育程度及地區進行樣本代表性檢定後加權處理	

Data Collection

Data Collection Dates	start 2009-08-25 end 2009-08-26
Data Collection Mode	電話訪問(Telephone Interviews)

Data Processing & Appraisal

Data Editing

中央研究院人文社會科學研究中心調查研究專題中心所進行的資料整理方式，為不合理值檢核。

Accessibility

Contact(s)	學術調查研究資料庫(Survey Research Data Archive) (中央研究院人社中心調查研究專題中心), https://srda.sinica.edu.tw , srda@gate.sinica.edu.tw
Distributor(s)	學術調查研究資料庫(Survey Research Data Archive)
Depositor(s)	行政院國家發展委員會

Access Conditions

會員版(一般會員、院內會員)--申請審核通過後下載

Files Description

Dataset contains 1 file(s)

data98	
# Cases	1089
# Variable(s)	31

Variables Group(s)

Dataset contains 7 group(s)

Group 志願參與層面							
#	Name	Label	Type	Format	Valid	Invalid	Question
1	v1	1 請問您最近一年內有沒有參與志願性服務工作?	discrete	numeric-1.0	1089	0	-
2	v2_1	2 請問您最近一年內參與之志願性服務工作是屬於哪些項目(可複選)?	discrete	numeric-2.0	188	901	-
3	v2_2	2 請問您最近一年內參與之志願性服務工作是屬於哪些項目(可複選)?	discrete	numeric-2.0	27	1062	-
4	v2_3	2 請問您最近一年內參與之志願性服務工作是屬於哪些項目(可複選)?	discrete	numeric-2.0	1	1088	-
5	v3	3 請問您參與的是政府部門的志願服務工作?還是非政府部門的志願服務工作?	discrete	numeric-1.0	188	901	-
6	v4	4 請問您在未來一年內可能投入志願性服務工作嗎?	discrete	numeric-1.0	900	189	-

Group 捐獻參與層面							
#	Name	Label	Type	Format	Valid	Invalid	Question
1	v5	5 請問您最近一年內有沒有捐款給非營利性團體或購買其義賣品?	discrete	numeric-1.0	1089	0	-
2	v6	6 請問您最近一年內有沒有直接捐款給需要幫助的家庭或個人?	discrete	numeric-1.0	1089	0	-
3	v7	7 請問您最近一年內有沒有捐贈衣服、物品或食物給別人?	discrete	numeric-1.0	1089	0	-
4	v8	8 請問您最近一年內有沒有參加捐血活動?	discrete	numeric-1.0	1089	0	-

Group 社區參與層面							
#	Name	Label	Type	Format	Valid	Invalid	Question
1	v9	9 請問您最近一年內有沒有參與守望相助或社區巡守隊?	discrete	numeric-1.0	1089	0	-
2	v10	10 請問您最近一年內有沒有參與社區巷道清掃、維護或社區環境綠美化?	discrete	numeric-1.0	1089	0	-
3	v11	11 請問您最近一年內有沒有協助照顧社區的老弱婦孺或其他弱勢團體?	discrete	numeric-1.0	1089	0	-
4	v12	12 請問您最近一年內有沒有協助送餐給社區的老弱婦孺?	discrete	numeric-1.0	119	970	-

#	Name	Label	Type	Format	Valid	Invalid	Question
5	v13	13 請問您最近一年內有沒有參與村里民大會?	discrete	numeric-1.0	1089	0	-
6	v14	14 請問您最近一年內有沒有認養社區公共設施?	discrete	numeric-1.0	1089	0	-

Group 政治活動參與層面

#	Name	Label	Type	Format	Valid	Invalid	Question
1	v15	15 請問您最近一年內有沒有參加過候選人舉辦的演講或政見發表?	discrete	numeric-1.0	1089	0	-
2	v16	16 請問您最近一年內有沒有參加過集會遊行請願活動?	discrete	numeric-1.0	1089	0	-
3	v17	17 請問您最近一年內有沒有參加過公民投票的簽名連署活動?	discrete	numeric-1.0	1089	0	-

Group 公共事務參與層面

#	Name	Label	Type	Format	Valid	Invalid	Question
1	v18	18 請問您最近一年內有沒有參加過政府機關所舉辦的說明會或公聽會?	discrete	numeric-1.0	1089	0	-
2	v19	19 請問您最近一年內有沒有向政府機關提出過陳情案件?	discrete	numeric-1.0	1089	0	-
3	v20	20 請問您最近一年內有沒有向電視台、廣播電台call-in發表與政府施政有關之意見?	discrete	numeric-1.0	1089	0	-
4	v21	21 請問您最近一年內有沒有在報章雜誌或網路上發表與政府施政有關之意見?	discrete	numeric-1.0	1089	0	-

Group 基本資料

#	Name	Label	Type	Format	Valid	Invalid	Question
1	v22	年齡	discrete	numeric-1.0	1088	1	-
2	v23	教育程度	discrete	numeric-1.0	1082	7	-
3	v24	職業	discrete	numeric-1.0	1089	0	-
4	v25	居住地	discrete	numeric-1.0	1086	3	-
5	v26	政黨傾向	discrete	numeric-2.0	1089	0	-
6	v27	家戶月收入	discrete	numeric-1.0	1089	0	-
7	v28	性別	discrete	numeric-1.0	1089	0	-

Group 權數

#	Name	Label	Type	Format	Valid	Invalid	Question
1	wei1	加權權值	continuous	numeric-6.4	1089	0	-

Variables Description

Dataset contains 31 variable(s)

File : data98

v1: 1 請問您最近一年內有沒有參與志願性服務工作？

Information [Type= discrete] [Format=numeric] [Range= 1-8] [Missing=*/9]

Statistics [NW/ W] [Valid=1089 /-] [Invalid=0 /-]

Value	Label	Cases	Percentage
1	有	188	17.3%
2	沒有	900	82.6%
8	無明確反應	1	0.1%

Warning: these figures indicate the number of cases found in the data file. They cannot be interpreted as summary statistics of the population of interest.

v2_1: 2 請問您最近一年內參與之志願性服務工作是屬於哪些項目(可複選)？

Information [Type= discrete] [Format=numeric] [Range= 1-98] [Missing=*/99]

Statistics [NW/ W] [Valid=188 /-] [Invalid=901 /-]

Value	Label	Cases	Percentage
1	醫院之社會服務	18	9.6%
2	學校之社會服務	28	14.9%
3	環保及社區服務	39	20.7%
4	社會福利服務	27	14.4%
5	文化休閒服務	6	3.2%
6	急難救助及交通服務	11	5.9%
7	宗教服務	44	23.4%
8	政治團體之服務	1	0.5%
9	職業團體之服務	0	
10	行政機關之服務	8	4.3%
11	其他	4	2.1%
98	無明確反應	2	1.1%
99		901	

Warning: these figures indicate the number of cases found in the data file. They cannot be interpreted as summary statistics of the population of interest.

v2_2: 2 請問您最近一年內參與之志願性服務工作是屬於哪些項目(可複選)？

Information [Type= discrete] [Format=numeric] [Range= 1-98] [Missing=*/99]

Statistics [NW/ W] [Valid=27 /-] [Invalid=1062 /-]

Value	Label	Cases	Percentage
1	醫院之社會服務	2	7.4%
2	學校之社會服務	5	18.5%
3	環保及社區服務	5	18.5%
4	社會福利服務	6	22.2%
5	文化休閒服務	1	3.7%
6	急難救助及交通服務	1	3.7%
7	宗教服務	5	18.5%
8	政治團體之服務	0	
9	職業團體之服務	0	
10	行政機關之服務	2	7.4%
11	其他	0	
98	無明確反應	0	
99		1062	

Warning: these figures indicate the number of cases found in the data file. They cannot be interpreted as summary statistics of the population of interest.

File : data98

v2_3: 2 請問您最近一年內參與之志願性服務工作是屬於哪些項目(可複選)?

Information [Type= discrete] [Format=numeric] [Range= 1-98] [Missing=*/99]

Statistics [NW/ W] [Valid=1 /-] [Invalid=1088 /-]

Value	Label	Cases	Percentage
1	醫院之社會服務	0	
2	學校之社會服務	0	
3	環保及社區服務	0	
4	社會福利服務	1	100.0%
5	文化休閒服務	0	
6	急難救助及交通服務	0	
7	宗教服務	0	
8	政治團體之服務	0	
9	職業團體之服務	0	
10	行政機關之服務	0	
11	其他	0	
98	無明確反應	0	
99		1088	

Warning: these figures indicate the number of cases found in the data file. They cannot be interpreted as summary statistics of the population of interest.

v3: 3 請問您參與的是政府部門的志願服務工作?還是非政府部門的志願服務工作?

Information [Type= discrete] [Format=numeric] [Range= 1-8] [Missing=*/9]

Statistics [NW/ W] [Valid=188 /-] [Invalid=901 /-]

Value	Label	Cases	Percentage
1	政府部門	51	27.1%
2	非政府部門	125	66.5%
3	兩者皆有	9	4.8%
8	無明確反應	3	1.6%
9		901	

Warning: these figures indicate the number of cases found in the data file. They cannot be interpreted as summary statistics of the population of interest.

v4: 4 請問您在未來一年內可能投入志願性服務工作嗎?

Information [Type= discrete] [Format=numeric] [Range= 1-8] [Missing=*/9]

Statistics [NW/ W] [Valid=900 /-] [Invalid=189 /-]

Value	Label	Cases	Percentage
1	可能	141	15.7%
2	不可能	641	71.2%
3	不知道	108	12.0%
8	無明確反應	10	1.1%
9		189	

Warning: these figures indicate the number of cases found in the data file. They cannot be interpreted as summary statistics of the population of interest.

v5: 5 請問您最近一年內有沒有捐款給非營利性團體或購買其義賣品?

Information [Type= discrete] [Format=numeric] [Range= 1-8] [Missing=*/9]

Statistics [NW/ W] [Valid=1089 /-] [Invalid=0 /-]

Value	Label	Cases	Percentage
1	有	673	61.8%

File : data98

v5: 5 請問您最近一年內有沒有捐款給非營利性團體或購買其義賣品？

Value	Label	Cases	Percentage
2	沒有	409	<div></div> 37.6%
3	捐給政府	3	<div></div> 0.3%
8	無明確反應	4	<div></div> 0.4%

Warning: these figures indicate the number of cases found in the data file. They cannot be interpreted as summary statistics of the population of interest.

v6: 6 請問您最近一年內有沒有直接捐款給需要幫助的家庭或個人？

Information	[Type= discrete] [Format=numeric] [Range= 1-8] [Missing=*/9]
Statistics [NW/ W]	[Valid=1089 /-] [Invalid=0 /-]

Value	Label	Cases	Percentage
1	有	221	<div></div> 20.3%
2	沒有	862	<div></div> 79.2%
8	無明確反應	6	<div></div> 0.6%

Warning: these figures indicate the number of cases found in the data file. They cannot be interpreted as summary statistics of the population of interest.

v7: 7 請問您最近一年內有沒有捐贈衣服、物品或食物給別人？

Information	[Type= discrete] [Format=numeric] [Range= 1-8] [Missing=*/9]
Statistics [NW/ W]	[Valid=1089 /-] [Invalid=0 /-]

Value	Label	Cases	Percentage
1	有	319	<div></div> 29.3%
2	沒有	768	<div></div> 70.5%
8	無明確反應	2	<div></div> 0.2%

Warning: these figures indicate the number of cases found in the data file. They cannot be interpreted as summary statistics of the population of interest.

v8: 8 請問您最近一年內有沒有參加捐血活動？

Information	[Type= discrete] [Format=numeric] [Range= 1-8] [Missing=*/9]
Statistics [NW/ W]	[Valid=1089 /-] [Invalid=0 /-]

Value	Label	Cases	Percentage
1	有	127	<div></div> 11.7%
3	沒有	958	<div></div> 88.0%
8	無明確反應	4	<div></div> 0.4%

Warning: these figures indicate the number of cases found in the data file. They cannot be interpreted as summary statistics of the population of interest.

v9: 9 請問您最近一年內有沒有參與守望相助或社區巡守隊？

Information	[Type= discrete] [Format=numeric] [Range= 1-8] [Missing=*/9]
Statistics [NW/ W]	[Valid=1089 /-] [Invalid=0 /-]

Value	Label	Cases	Percentage
1	有	74	<div></div> 6.8%
3	沒有	1014	<div></div> 93.1%
8	無明確反應	1	<div></div> 0.1%


Warning: these figures indicate the number of cases found in the data file. They cannot be interpreted as summary statistics of the population of interest.

v10: 10 請問您最近一年內有沒有參與社區巷道清掃、維護或社區環境綠美化？

Information	[Type= discrete] [Format=numeric] [Range= 1-8] [Missing=*/9]
Statistics [NW/ W]	[Valid=1089 /-] [Invalid=0 /-]

File : data98



v10: 10 請問您最近一年內有沒有參與社區巷道清掃、維護或社區環境綠美化？

Value	Label	Cases	Percentage
1	有	186	 17.1%
3	沒有	899	 82.6%
8	無明確反應	4	0.4%

Warning: these figures indicate the number of cases found in the data file. They cannot be interpreted as summary statistics of the population of interest.

v11: 11 請問您最近一年內有沒有協助照顧社區的老弱婦孺或其他弱勢團體？

Information	[Type= discrete] [Format=numeric] [Range= 1-8] [Missing=*/9]
Statistics [NW/ W]	[Valid=1089 /-] [Invalid=0 /-]

Value	Label	Cases	Percentage
1	有	119	 10.9%
3	沒有	965	 88.6%
8	無明確反應	5	0.5%

Warning: these figures indicate the number of cases found in the data file. They cannot be interpreted as summary statistics of the population of interest.

v12: 12 請問您最近一年內有沒有協助送餐給社區的老弱婦孺？


Information	[Type= discrete] [Format=numeric] [Range= 1-8] [Missing=*/9]
Statistics [NW/ W]	[Valid=119 /-] [Invalid=970 /-]

Value	Label	Cases	Percentage
1	有	14	 11.8%
3	沒有	105	 88.2%
8	無明確反應	0	
9		970	

Warning: these figures indicate the number of cases found in the data file. They cannot be interpreted as summary statistics of the population of interest.

v13: 13 請問您最近一年內有沒有參與村里民大會？



Information	[Type= discrete] [Format=numeric] [Range= 1-8] [Missing=*/9]
Statistics [NW/ W]	[Valid=1089 /-] [Invalid=0 /-]

Value	Label	Cases	Percentage
1	有參加	222	 20.4%
2	沒有參加	788	 72.4%
3	未舉辦	75	 6.9%
8	無明確反應	4	0.4%

Warning: these figures indicate the number of cases found in the data file. They cannot be interpreted as summary statistics of the population of interest.

v14: 14 請問您最近一年內有沒有認養社區公共設施？

Information	[Type= discrete] [Format=numeric] [Range= 1-8] [Missing=*/9]
Statistics [NW/ W]	[Valid=1089 /-] [Invalid=0 /-]

Value	Label	Cases	Percentage
1	有	35	 3.2%
2	沒有	1050	 96.4%
8	無明確反應	4	0.4%

Warning: these figures indicate the number of cases found in the data file. They cannot be interpreted as summary statistics of the population of interest.



v15: 15 請問您最近一年內有沒有參加過候選人舉辦的演講或政見發表？

Information	[Type= discrete] [Format=numeric] [Range= 1-8] [Missing=*/9]
-------------	--

File : data98

v15: 15 請問您最近一年內有沒有參加過候選人舉辦的演講或政見發表？

Statistics [NW/ W] [Valid=1089 /-] [Invalid=0 /-]



Value	Label	Cases	Percentage
1	有	115	 10.6%
2	沒有	972	 89.3%
8	無明確反應	2	0.2%

Warning: these figures indicate the number of cases found in the data file. They cannot be interpreted as summary statistics of the population of interest.

v16: 16 請問您最近一年內有沒有參加過集會遊行請願活動？

Information [Type= discrete] [Format=numeric] [Range= 1-8] [Missing=*/9]

Statistics [NW/ W] [Valid=1089 /-] [Invalid=0 /-]



Value	Label	Cases	Percentage
1	有	48	 4.4%
2	沒有	1039	 95.4%
8	無明確反應	2	0.2%

Warning: these figures indicate the number of cases found in the data file. They cannot be interpreted as summary statistics of the population of interest.

v17: 17 請問您最近一年內有沒有參加過公民投票的簽名連署活動？

Information [Type= discrete] [Format=numeric] [Range= 1-8] [Missing=*/9]

Statistics [NW/ W] [Valid=1089 /-] [Invalid=0 /-]



Value	Label	Cases	Percentage
1	有	126	 11.6%
2	沒有	956	 87.8%
8	無明確反應	7	0.6%

Warning: these figures indicate the number of cases found in the data file. They cannot be interpreted as summary statistics of the population of interest.

v18: 18 請問您最近一年內有沒有參加過政府機關所舉辦的說明會或公聽會？

Information [Type= discrete] [Format=numeric] [Range= 1-8] [Missing=*/9]

Statistics [NW/ W] [Valid=1089 /-] [Invalid=0 /-]



Value	Label	Cases	Percentage
1	有	58	 5.3%
2	沒有	1028	 94.4%
8	無明確反應	3	0.3%

Warning: these figures indicate the number of cases found in the data file. They cannot be interpreted as summary statistics of the population of interest.

v19: 19 請問您最近一年內有沒有向政府機關提出過陳情案件？

Information [Type= discrete] [Format=numeric] [Range= 1-8] [Missing=*/9]

Statistics [NW/ W] [Valid=1089 /-] [Invalid=0 /-]

Value	Label	Cases	Percentage
1	有	51	 4.7%
3	沒有	1034	 94.9%
8	無明確反應	4	0.4%

Warning: these figures indicate the number of cases found in the data file. They cannot be interpreted as summary statistics of the population of interest.

v20: 20 請問您最近一年內有沒有向電視台、廣播電台**call-in**發表與政府施政有關之意見？

Information [Type= discrete] [Format=numeric] [Range= 1-8] [Missing=*/9]

Statistics [NW/ W] [Valid=1089 /-] [Invalid=0 /-]

File : data98

v20: 20 請問您最近一年內有沒有向電視台、廣播電台**call-in**發表與政府施政有關之意見？

Value	Label	Cases	Percentage
1	有	21	1.9%
2	沒有	1067	98.0%
8	無明確反應	1	0.1%

Warning: these figures indicate the number of cases found in the data file. They cannot be interpreted as summary statistics of the population of interest.

v21: 21 請問您最近一年內有沒有在報章雜誌或網路上發表與政府施政有關之意見？

Information	[Type= discrete] [Format=numeric] [Range= 1-8] [Missing=*/9]
Statistics [NW/ W]	[Valid=1089 /-] [Invalid=0 /-]

Value	Label	Cases	Percentage
1	有	39	3.6%
3	沒有	1047	96.1%
8	無明確反應	3	0.3%

Warning: these figures indicate the number of cases found in the data file. They cannot be interpreted as summary statistics of the population of interest.

v22: 年齡

Information	[Type= discrete] [Format=numeric] [Range= 1-8] [Missing=*/9]
Statistics [NW/ W]	[Valid=1088 /-] [Invalid=1 /-]

Value	Label	Cases	Percentage
1	20-29 歲	124	11.4%
2	30-39 歲	200	18.4%
3	40-49 歲	265	24.4%
4	50-59 歲	260	23.9%
5	60 歲及以上	239	22.0%
8	無明確反應	0	
Sysmiss		1	

Warning: these figures indicate the number of cases found in the data file. They cannot be interpreted as summary statistics of the population of interest.

v23: 教育程度

Information	[Type= discrete] [Format=numeric] [Range= 1-8] [Missing=*/9]
Statistics [NW/ W]	[Valid=1082 /-] [Invalid=7 /-]

Value	Label	Cases	Percentage
1	小學及以下	218	20.1%
2	初中、國中	103	9.5%
3	高中、高職	338	31.2%
4	專科	149	13.8%
5	大學及研究所以上	274	25.3%
8	無明確反應	0	
Sysmiss		7	

Warning: these figures indicate the number of cases found in the data file. They cannot be interpreted as summary statistics of the population of interest.

v24: 職業

Information	[Type= discrete] [Format=numeric] [Range= 1-8] [Missing=*/99]
Statistics [NW/ W]	[Valid=1089 /-] [Invalid=0 /-]

File : data98

v24: 職業

Value	Label	Cases	Percentage
1	軍公教	70	<div><div></div></div> 6.4%
2	白領	247	<div><div></div></div> 22.7%
3	勞動者	181	<div><div></div></div> 16.6%
4	自由業及專技人員	36	<div><div></div></div> 3.3%
5	企業家及雇主	90	<div><div></div></div> 8.3%
6	退休無業	187	<div><div></div></div> 17.2%
7	家管學生	263	<div><div></div></div> 24.2%
8	其他或未回答	15	<div><div></div></div> 1.4%

Warning: these figures indicate the number of cases found in the data file. They cannot be interpreted as summary statistics of the population of interest.

v25: 居住地

Information	[Type= discrete] [Format=numeric] [Range= 1-6] [Missing=*/99]
Statistics [NW/ W]	[Valid=1086 /-] [Invalid=3 /-]

Value	Label	Cases	Percentage
1	北北基	323	<div><div></div></div> 29.7%
2	桃竹苗	164	<div><div></div></div> 15.1%
3	中彰投	207	<div><div></div></div> 19.1%
4	雲嘉南	163	<div><div></div></div> 15.0%
5	高屏澎	177	<div><div></div></div> 16.3%
6	宜花東	52	<div><div></div></div> 4.8%
Sysmiss		3	

Warning: these figures indicate the number of cases found in the data file. They cannot be interpreted as summary statistics of the population of interest.

v26: 政黨傾向

Information	[Type= discrete] [Format=numeric] [Range= 1-98] [Missing=*/99]
Statistics [NW/ W]	[Valid=1089 /-] [Invalid=0 /-]

Value	Label	Cases	Percentage
1	泛藍	253	<div><div></div></div> 23.2%
2	泛綠	120	<div><div></div></div> 11.0%
3	不偏	480	<div><div></div></div> 44.1%
98	其他或未回答	236	<div><div></div></div> 21.7%

Warning: these figures indicate the number of cases found in the data file. They cannot be interpreted as summary statistics of the population of interest.

v27: 家戶月收入

Information	[Type= discrete] [Format=numeric] [Range= 2-8] [Missing=*/9]
Statistics [NW/ W]	[Valid=1089 /-] [Invalid=0 /-]

Value	Label	Cases	Percentage
2	30,000元以下	229	<div><div></div></div> 21.0%
4	30,001-60,000元	249	<div><div></div></div> 22.9%
6	60,001-100,000元	173	<div><div></div></div> 15.9%
7	100,001元以上	166	<div><div></div></div> 15.2%
8	未回答	272	<div><div></div></div> 25.0%

Warning: these figures indicate the number of cases found in the data file. They cannot be interpreted as summary statistics of the population of interest.

File : data98

v28: 性別

Information	[Type= discrete] [Format=numeric] [Range= 1-2] [Missing=*/9]
Statistics [NW/ W]	[Valid=1089 /-] [Invalid=0 /-]

Value	Label	Cases	Percentage
1	男	523	48.0%
2	女	566	52.0%

Warning: these figures indicate the number of cases found in the data file. They cannot be interpreted as summary statistics of the population of interest.

we1: 加權權值

Information	[Type= continuous] [Format=numeric] [Range= 0-4.46399165894347] [Missing=*]
Statistics [NW/ W]	[Valid=1089 /-] [Invalid=0 /-] [Mean=1 /-] [StdDev=0.448 /-]