

台灣 (Taiwan, ROC)

勞動部

**107年人力需求調查(第三季)**

**Study Documentation**

November 11, 2019

# Metadata Production

<b>Metadata Producer(s)</b>	學術調查研究資料庫(Survey Research Data Archive) (SRDA) , 中央研究院人社中心調查研究專題中心, DDI文件製作
<b>Production Date</b>	November 11, 2019
<b>Version</b>	2.0版, 參考IHSN Nesstar Template修改
<b>Identification</b>	AH090019

# Table of Contents

<a href="#">Overview</a>	4
<a href="#">Scope &amp; Coverage</a>	4
<a href="#">Producers &amp; Sponsors</a>	4
<a href="#">Sampling</a>	4
<a href="#">Data Collection</a>	4
<a href="#">Data Processing &amp; Appraisal</a>	5
<a href="#">Accessibility</a>	5
<a href="#">Files Description</a>	6
<a href="#">data107s03</a>	6
<a href="#">Variables Group(s)</a>	7
<a href="#">樣本編號</a>	7
<a href="#">基本資料</a>	7
<a href="#">推估與淨值</a>	7
<a href="#">人力變更總數</a>	7
<a href="#">增加人力原因</a>	8
<a href="#">減少人力原因</a>	13
<a href="#">增加人數(細項)</a>	15
<a href="#">減少人數(細項)</a>	26
<a href="#">Variables Description</a>	38
<a href="#">data107s03</a>	39

## 107年人力需求調查(第三季)

### Survey on Manpower Demand, Season 3, 2018

#### Overview

<b>Type</b>	人力需求調查
<b>Identification</b>	AH090019
<b>Version</b>	Production Date: 2019-11-12 1
<b>Abstract</b>	
<p>為了解107年10月底就業市場人力需求情形，勞動部於107年7月23日至8月10日就員工規模30人以上之事業單位辦理「107年第3次人力需求調查」，回收有效樣本計3,163家。</p> <p>調查對象為台灣地區參加勞工保險之事業單位(雇用30人以上者)，調查項目有各細職類人力增減人數、原因及其他勞工相關議題等，抽樣方法採「分業分層比例隨機抽樣法」，以員工規模為分層變數，每季預計回收3,000份有效樣本。</p> <p>107年調查時期有4次，分別為第一次：1月8日~1月26日、第二次：4月23日~5月11日、第三次：7月23日~8月10日、第四次：10月22日~11月9日。</p>	
<b>Kind of Data</b>	抽查
<b>Unit of Analysis</b>	企業場所單位

#### Scope & Coverage

<b>Time Period(s)</b>	2018
<b>Countries</b>	台灣 (Taiwan, ROC)
<b>Geographic Coverage</b>	
台灣地區	
<b>Universe</b>	
勞工保險檔中雇用30人以上之事業單位。	

#### Producers & Sponsors

<b>Primary Investigator(s)</b>	勞動部
<b>Other Producer(s)</b>	勞動部統計處
<b>Funding Agency/ies</b>	勞動部

#### Sampling

##### Sampling Procedure

採「分業分層比例隨機抽樣法」，以員工規模為分層變數，每季預計回收3,000份有效樣本。

#### Data Collection

<b>Data Collection Dates</b>	start 2018-07-23 end 2018-08-10
<b>Data Collection Mode</b>	電話訪問

<b>Data Processing &amp; Appraisal</b>
----------------------------------------

<b>Data Editing</b>
---------------------

中央研究院人文社會科學研究中心調查研究專題中心所進行的資料整理方式，為不合理值檢核。
--------------------------------------------

<b>Other Processing</b>
-------------------------

委託民調公司(單位)以電腦輔助電話訪問系統(CATI)辦理。
--------------------------------

<b>Accessibility</b>
----------------------

<b>Contact(s)</b>	學術調查研究資料庫(Survey Research Data Archive) (中央研究院人社中心調查研究專題中心), <a href="https://srda.sinica.edu.tw">https://srda.sinica.edu.tw</a> , <a href="mailto:srda@gate.sinica.edu.tw">srda@gate.sinica.edu.tw</a>
-------------------	---------------------------------------------------------------------------------------------------------------------------------------------------------------------------------------------------------

<b>Distributor(s)</b>	學術調查研究資料庫(Survey Research Data Archive)
-----------------------	-----------------------------------------

<b>Depositor(s)</b>	勞動部統計處
---------------------	--------

<b>Access Conditions</b>
--------------------------

標準版(一般會員、院內會員申請下載)
--------------------

# Files Description

Dataset contains 1 file(s)

<b>data107s03</b>	
<b># Cases</b>	3163
<b># Variable(s)</b>	636

# Variables Group(s)

Dataset contains 8 group(s)

Group 樣本編號							
#	Name	Label	Type	Format	Valid	Invalid	Question
1	id	樣本編號	continuous	numeric-8.0	3163	0	-

Group 基本資料							
#	Name	Label	Type	Format	Valid	Invalid	Question
1	ind	一,大行業別	discrete	numeric-9.0	3163	0	-
2	scale	規模代號(1~4)	discrete	numeric-8.0	3163	0	-
3	w	權數	continuous	numeric-8.0	3163	0	-

Group 推估與淨值							
#	Name	Label	Type	Format	Valid	Invalid	Question
1	w_change	推估後淨增減(人數)	continuous	numeric-8.0	3163	0	-
2	w_ofTEN	推估後淨經常(人數)	continuous	numeric-8.0	3163	0	-
3	w_temp	推估後淨臨時(人數)	continuous	numeric-8.0	3163	0	-
4	w_part	推估後淨部分(人數)	continuous	numeric-8.0	3163	0	-
5	w_cont	推估後淨派遣(人數)	continuous	numeric-8.0	3163	0	-
6	change	淨增減(人數)	continuous	numeric-8.0	3163	0	-
7	often	淨經常(人數)	continuous	numeric-8.0	3163	0	-
8	temp	淨臨時(人數)	continuous	numeric-8.0	3163	0	-
9	part	淨部分(人數)	continuous	numeric-8.0	3163	0	-
10	cont	淨派遣(人數)	continuous	numeric-8.0	3163	0	-

Group 人力變更總數							
#	Name	Label	Type	Format	Valid	Invalid	Question
1	i_ofTEN	二,(a)總計各職類人力預計增加經常性僱用員工	continuous	numeric-8.0	3163	0	-
2	i_temp	二,(b)總計各職類人力預計增加臨時性員工	discrete	numeric-8.0	3163	0	-
3	i_part	二,(c)總計各職類人力預計增加部分工時員工	continuous	numeric-8.0	3163	0	-
4	i_cont	二,(d)總計各職類人力預計增加派遣人力	continuous	numeric-8.0	3163	0	-
5	d_ofTEN	二,(e)總計各職類人力預計減少經常性員工	continuous	numeric-8.0	3163	0	-
6	d_temp	二,(f)總計各職類人力預計減少臨時員工	continuous	numeric-8.0	3163	0	-
7	d_part	二,(g)總計各職類人力預計減少部分工時員工	continuous	numeric-8.0	3163	0	-

#	Name	Label	Type	Format	Valid	Invalid	Question
8	d_cont	二, (b)總計各職類人力預計減少派遣人力	discrete	numeric-8.0	3163	0	-
9	i_manage	二, 主管及經理人員增加總數	discrete	numeric-8.0	3163	0	-
10	i_pro	二, 專業人員增加總數	continuous	numeric-8.0	3163	0	-
11	i_tech	二, 技術員及助理專業人員增加總數	continuous	numeric-8.0	3163	0	-
12	i_work	二, 事務支援人員增加總數	continuous	numeric-8.0	3163	0	-
13	i_serve	二, 服務及銷售工作人員增加總數	continuous	numeric-8.0	3163	0	-
14	i_skill	二, 技藝, 機械設備操作及組裝人員增加總數	continuous	numeric-8.0	3163	0	-
15	i_basic	二, 基層技術工及勞力工增加總數	continuous	numeric-8.0	3163	0	-
16	d_manage	二, 主管及經理人員減少總數	discrete	numeric-8.0	3163	0	-
17	d_pro	二, 專業人員減少總數	discrete	numeric-8.0	3163	0	-
18	d_tech	二, 技術員及助理專業人員減少總數	discrete	numeric-8.0	3163	0	-
19	d_work	二, 事務人員減少總數	continuous	numeric-8.0	3163	0	-
20	d_serve	二, 服務及銷售工作人員減少總數	continuous	numeric-8.0	3163	0	-
21	d_skill	二, 技藝, 機械設備操作及組裝人員減少總數	continuous	numeric-8.0	3163	0	-
22	d_basic	二, 基層技術工及勞力工減少總數	continuous	numeric-8.0	3163	0	-
23	q2_1	二, 貴公司107年10月底各職類人力預計較107年7月底增減情形: 增加僱用	discrete	numeric-8.0	3163	0	-
24	q2_2	二, 貴公司107年10月底各職類人力預計較107年7月底增減情形: 減少僱用	discrete	numeric-8.0	3163	0	-
25	q2_3	二, 貴公司107年10月底各職類人力預計較107年7月底增減情形: 不變	discrete	numeric-8.0	3163	0	-
26	q2_4	二, 貴公司107年10月底各職類人力預計較107年7月底增減情形: 不確定, 無法評估	discrete	numeric-8.0	3163	0	-
27	q2_1_1	二, 貴公司107年10月底各職類人力預計較107年7月底增減情形: 增加總人數	continuous	numeric-8.0	3163	0	-
28	q2_2_1	二, 貴公司107年10月底各職類人力預計較107年7月底增減情形: 減少總人數	continuous	numeric-8.0	3163	0	-

### Group 增加人力原因

#	Name	Label	Type	Format	Valid	Invalid	Question
1	tra_01	二, 總計各職類人力增加原因(選擇一): 退離者之補充	discrete	numeric-8.0	826	2337	-



#	Name	Label	Type	Format	Valid	Invalid	Question
2	tra_02	二,總計各職類人力增加原因(選擇二):即將進入本產業旺季	discrete	numeric-8.0	826	2337	-
3	tra_03	二,總計各職類人力增加原因(選擇三):預期景氣好轉	discrete	numeric-8.0	826	2337	-
4	tra_04	二,總計各職類人力增加原因(選擇四):需求市場擴大(含設備或部門擴充)	discrete	numeric-8.0	826	2337	-
5	tra_05	二,總計各職類人力增加原因(選擇五):長期缺工	discrete	numeric-8.0	826	2337	-
6	tra_06	二,總計各職類人力增加原因(選擇六):提升勞動條件	discrete	numeric-8.0	826	2337	-
7	tra_07	二,總計各職類人力增加原因(選擇七):提高市占率	discrete	numeric-8.0	826	2337	-
8	tra_08	二,總計各職類人力增加原因(選擇八):其他	discrete	numeric-8.0	826	2337	-
9	tra_0_1	二,總計各職類人力增加:補充總數(人數)	continuous	numeric-8.0	309	2854	-
10	tra_0_2	二,總計各職類人力增加:現缺總數	continuous	numeric-8.0	309	2854	-
11	tra_0_3	二,總計各職類人力增加:預估缺總數	discrete	numeric-8.0	309	2854	-
12	tra_08_1	二,總計各職類人力增加原因:其他說明	discrete	character-93	15	0	-
13	ra_01	二,主管人力增加原因(選擇一):退離者之補充	discrete	numeric-8.0	826	2337	-
14	ra_02	二,主管人力增加原因(選擇二):即將進入本產業旺季	discrete	numeric-8.0	826	2337	-
15	ra_03	二,主管人力增加原因(選擇三):預期景氣好轉	discrete	numeric-8.0	826	2337	-
16	ra_04	二,主管人力增加原因(選擇四):需求市場擴大(含設備或部門擴充)	discrete	numeric-8.0	826	2337	-
17	ra_05	二,主管人力增加原因(選擇五):長期缺工	discrete	numeric-8.0	826	2337	-
18	ra_06	二,主管人力增加原因(選擇六):提升勞動條件	discrete	numeric-8.0	826	2337	-
19	ra_07	二,主管人力增加原因(選擇七):提高市占率	discrete	numeric-8.0	826	2337	-
20	ra_08	二,主管人力增加原因(選擇八):其他	discrete	numeric-8.0	826	2337	-
21	ra_0_1	二,主管人力增加:補充總數	discrete	numeric-8.0	7	3156	-
22	ra_0_2	二,主管人力增加:現缺總數	discrete	numeric-8.0	7	3156	-
23	ra_0_3	二,主管人力增加:預估缺總數	discrete	numeric-8.0	7	3156	-
24	ra_11	二,專業人員人力增加原因(選擇一):退離者之補充	discrete	numeric-8.0	826	2337	-

#	Name	Label	Type	Format	Valid	Invalid	Question
25	ra_12	二,專業人員人力增加原因(選擇二):即將進入本產業旺季	discrete	numeric-8.0	826	2337	-
26	ra_13	二,專業人員人力增加原因(選擇三):預期景氣好轉	discrete	numeric-8.0	826	2337	-
27	ra_14	二,專業人員人力增加原因(選擇四):需求市場擴大(含設備或部門擴充)	discrete	numeric-8.0	826	2337	-
28	ra_15	二,專業人員人力增加原因(選擇五):長期缺工	discrete	numeric-8.0	826	2337	-
29	ra_16	二,專業人員人力增加原因(選擇六):提升勞動條件	discrete	numeric-8.0	826	2337	-
30	ra_17	二,專業人員人力增加原因(選擇七):提高市占率	discrete	numeric-8.0	826	2337	-
31	ra_18	二,專業人員人力增加原因(選擇八):其他	discrete	numeric-8.0	826	2337	-
32	ra_1_1	二,專業人員人力增加:補充總數	discrete	numeric-8.0	47	3116	-
33	ra_1_2	二,專業人員人力增加:現缺總數	discrete	numeric-8.0	47	3116	-
34	ra_1_3	二,專業人員人力增加:預估缺總數	discrete	numeric-8.0	47	3116	-
35	ra_21	二,技術員人力增加原因(選擇一):退離者之補充	discrete	numeric-8.0	826	2337	-
36	ra_22	二,技術員人力增加原因(選擇二):即將進入本產業旺季	discrete	numeric-8.0	826	2337	-
37	ra_23	二,技術員人力增加原因(選擇三):預期景氣好轉	discrete	numeric-8.0	826	2337	-
38	ra_24	二,技術員人力增加原因(選擇四):需求市場擴大(含設備或部門擴充)	discrete	numeric-8.0	826	2337	-
39	ra_25	二,技術員人力增加原因(選擇五):長期缺工	discrete	numeric-8.0	826	2337	-
40	ra_26	二,技術員人力增加原因(選擇六):提升勞動條件	discrete	numeric-8.0	826	2337	-
41	ra_27	二,技術員人力增加原因(選擇七):提高市占率	discrete	numeric-8.0	826	2337	-
42	ra_28	二,技術員人力增加原因(選擇八):其他	discrete	numeric-8.0	826	2337	-
43	ra_2_1	二,技術員人力增加:補充總數	discrete	numeric-8.0	118	3045	-
44	ra_2_2	二,技術員人力增加:現缺總數	discrete	numeric-8.0	118	3045	-
45	ra_2_3	二,技術員人力增加:預估缺總數	discrete	numeric-8.0	118	3045	-
46	ra_31	二,事務支援人員人力增加原因(選擇一):退離者之補充	discrete	numeric-8.0	826	2337	-
47	ra_32	二,事務支援人員人力增加原因(選擇二):即將進入本產業旺季	discrete	numeric-8.0	826	2337	-

#	Name	Label	Type	Format	Valid	Invalid	Question
48	ra_33	二,事務支援人員人力增加原因(選擇三):預期景氣好轉	discrete	numeric-8.0	826	2337	-
49	ra_34	二,事務支援人員人力增加原因(選擇四):需求市場擴大(含設備或部門擴充)	discrete	numeric-8.0	826	2337	-
50	ra_35	二,事務支援人員人力增加原因(選擇五):長期缺工	discrete	numeric-8.0	826	2337	-
51	ra_36	二,事務支援人員人力增加原因(選擇六):提升勞動條件	discrete	numeric-8.0	826	2337	-
52	ra_37	二,事務支援人員人力增加原因(選擇七):提高市占率	discrete	numeric-8.0	826	2337	-
53	ra_38	二,事務支援人員人力增加原因(選擇八):其他	discrete	numeric-8.0	826	2337	-
54	ra_3_1	二,事務支援人員人力增加:補充總數	discrete	numeric-8.0	51	3112	-
55	ra_3_2	二,事務支援人員人力增加:現缺總數	discrete	numeric-8.0	51	3112	-
56	ra_3_3	二,事務支援人員人力增加:預估缺總數	discrete	numeric-8.0	51	3112	-
57	ra_41	二,服務及銷售工作人員人力增加原因(選擇一):退離者之補充	discrete	numeric-8.0	826	2337	-
58	ra_42	二,服務及銷售工作人員人力增加原因(選擇二):即將進入本產業旺季	discrete	numeric-8.0	826	2337	-
59	ra_43	二,服務及銷售工作人員人力增加原因(選擇三):預期景氣好轉	discrete	numeric-8.0	826	2337	-
60	ra_44	二,服務及銷售工作人員人力增加原因(選擇四):需求市場擴大(含設備或部門擴充)	discrete	numeric-8.0	826	2337	-
61	ra_45	二,服務及銷售工作人員人力增加原因(選擇五):長期缺工	discrete	numeric-8.0	826	2337	-
62	ra_46	二,服務及銷售工作人員人力增加原因(選擇六):提升勞動條件	discrete	numeric-8.0	826	2337	-
63	ra_47	二,服務及銷售工作人員人力增加原因(選擇七):提高市占率	discrete	numeric-8.0	826	2337	-
64	ra_48	二,服務及銷售工作人員人力增加原因(選擇八):其他	discrete	numeric-8.0	826	2337	-
65	ra_4_1	二,服務及銷售工作人員人力增加:補充總數	continuous	numeric-8.0	41	3122	-
66	ra_4_2	二,服務及銷售工作人員人力增加:現缺總數	continuous	numeric-8.0	41	3122	-
67	ra_4_3	二,服務及銷售工作人員人力增加:預估缺總數	discrete	numeric-8.0	41	3122	-
68	ra_51	二,技藝,機械設備操作及組裝人員人力增加原因(選擇一):退離者之補充	discrete	numeric-8.0	826	2337	-

#	Name	Label	Type	Format	Valid	Invalid	Question
69	ra_52	二,技藝,機械設備操作及組裝人員人力增加原因(選擇二):即將進入本產業旺季	discrete	numeric-8.0	826	2337	-
70	ra_53	二,技藝,機械設備操作及組裝人員人力增加原因(選擇三):預期景氣好轉	discrete	numeric-8.0	826	2337	-
71	ra_54	二,技藝,機械設備操作及組裝人員人力增加原因(選擇四):需求市場擴大(含設備或部門擴充)	discrete	numeric-8.0	826	2337	-
72	ra_55	二,技藝,機械設備操作及組裝人員人力增加原因(選擇五):長期缺工	discrete	numeric-8.0	826	2337	-
73	ra_56	二,技藝,機械設備操作及組裝人員人力增加原因(選擇六):提升勞動條件	discrete	numeric-8.0	826	2337	-
74	ra_57	二,技藝,機械設備操作及組裝人員人力增加原因(選擇七):提高市占率	discrete	numeric-8.0	826	2337	-
75	ra_58	二,技藝,機械設備操作及組裝人員人力增加原因(選擇八):其他	discrete	numeric-8.0	826	2337	-
76	ra_5_1	二,技藝,機械設備操作及組裝人員人力增加:補充總數	continuous	numeric-8.0	99	3064	-
77	ra_5_2	二,技藝,機械設備操作及組裝人員人力增加:現缺總數	continuous	numeric-8.0	99	3064	-
78	ra_5_3	二,技藝,機械設備操作及組裝人員人力增加:預估缺總數	discrete	numeric-8.0	99	3064	-
79	ra_61	二,基層技術工及勞力工人力增加原因(選擇一):退離者之補充	discrete	numeric-8.0	826	2337	-
80	ra_62	二,基層技術工及勞力工人力增加原因(選擇二):即將進入本產業旺季	discrete	numeric-8.0	826	2337	-
81	ra_63	二,基層技術工及勞力工人力增加原因(選擇三):預期景氣好轉	discrete	numeric-8.0	826	2337	-
82	ra_64	二,基層技術工及勞力工人力增加原因(選擇四):需求市場擴大(含設備或部門擴充)	discrete	numeric-8.0	826	2337	-
83	ra_65	二,基層技術工及勞力工人力增加原因(選擇五):長期缺工	discrete	numeric-8.0	826	2337	-
84	ra_66	二,基層技術工及勞力工人力增加原因(選擇六):提升勞動條件	discrete	numeric-8.0	826	2337	-
85	ra_67	二,基層技術工及勞力工人力增加原因(選擇七):提高市占率	discrete	numeric-8.0	826	2337	-
86	ra_68	二,基層技術工及勞力工人力增加原因(選擇八):其他	discrete	numeric-8.0	826	2337	-

#	Name	Label	Type	Format	Valid	Invalid	Question
87	ra_6_1	二,基層技術工及勞力工人力增加:補充總數	discrete	numeric-8.0	34	3129	-
88	ra_6_2	二,基層技術工及勞力工人力增加:現缺總數	discrete	numeric-8.0	34	3129	-
89	ra_6_3	二,基層技術工及勞力工人力增加:預估缺總數	discrete	numeric-8.0	34	3129	-

**Group 減少人力原因**

#	Name	Label	Type	Format	Valid	Invalid	Question
1	trb_01	二,總計各職類人力減少原因(選擇一):業務緊縮或結束(含訂單減少)	discrete	numeric-8.0	177	2986	-
2	trb_02	二,總計各職類人力減少原因(選擇二):精簡人力(含遇缺不補情況)	discrete	numeric-8.0	177	2986	-
3	trb_03	二,總計各職類人力減少原因(選擇三):公司合併	discrete	numeric-8.0	177	2986	-
4	trb_04	二,總計各職類人力減少原因(選擇四):生產線外移	discrete	numeric-8.0	177	2986	-
5	trb_05	二,總計各職類人力減少原因(選擇五):本產業淡季	discrete	numeric-8.0	177	2986	-
6	trb_06	二,總計各職類人力減少原因(選擇六):其他	discrete	numeric-8.0	177	2986	-
7	trb_06_1	二,總計各職類人力減少原因:其他說明	discrete	character-125	20	0	-
8	rb_01	二,主管人力減少原因(選擇一):業務緊縮或結束(含訂單減少)	discrete	numeric-8.0	177	2986	-
9	rb_02	二,主管人力減少原因(選擇二):精簡人力(含遇缺不補情況)	discrete	numeric-8.0	177	2986	-
10	rb_03	二,主管人力減少原因(選擇三):公司合併	discrete	numeric-8.0	177	2986	-
11	rb_04	二,主管人力減少原因(選擇四):生產線外移	discrete	numeric-8.0	177	2986	-
12	rb_05	二,主管人力減少原因(選擇五):本產業淡季	discrete	numeric-8.0	177	2986	-
13	rb_06	二,主管人力減少原因(選擇六):其他	discrete	numeric-8.0	177	2986	-
14	rb_11	二,專業人員人力減少原因(選擇一):業務緊縮或結束(含訂單減少)	discrete	numeric-8.0	177	2986	-
15	rb_12	二,專業人員人力減少原因(選擇二):精簡人力(含遇缺不補情況)	discrete	numeric-8.0	177	2986	-
16	rb_13	二,專業人員人力減少原因(選擇三):公司合併	discrete	numeric-8.0	177	2986	-
17	rb_14	二,專業人員人力減少原因(選擇四):生產線外移	discrete	numeric-8.0	177	2986	-
18	rb_15	二,專業人員人力減少原因(選擇五):本產業淡季	discrete	numeric-8.0	177	2986	-

#	Name	Label	Type	Format	Valid	Invalid	Question
19	rb_16	二, 專業人員人力減少原因(選擇六): 其他	discrete	numeric-8.0	177	2986	-
20	rb_21	二, 技術員人力減少原因(選擇一): 業務緊縮或結束(含訂單減少)	discrete	numeric-8.0	177	2986	-
21	rb_22	二, 技術員人力減少原因(選擇二): 精簡人力(含遇缺不補情況)	discrete	numeric-8.0	177	2986	-
22	rb_23	二, 技術員人力減少原因(選擇三): 公司合併	discrete	numeric-8.0	177	2986	-
23	rb_24	二, 技術員人力減少原因(選擇四): 生產線外移	discrete	numeric-8.0	177	2986	-
24	rb_25	二, 技術員人力減少原因(選擇五): 本產業淡季	discrete	numeric-8.0	177	2986	-
25	rb_26	二, 技術員人力減少原因(選擇六): 其他	discrete	numeric-8.0	177	2986	-
26	rb_31	二, 事務支援人員人力減少原因(選擇一): 業務緊縮或結束(含訂單減少)	discrete	numeric-8.0	177	2986	-
27	rb_32	二, 事務支援人員人力減少原因(選擇二): 精簡人力(含遇缺不補情況)	discrete	numeric-8.0	177	2986	-
28	rb_33	二, 事務支援人員人力減少原因(選擇三): 公司合併	discrete	numeric-8.0	177	2986	-
29	rb_34	二, 事務支援人員人力減少原因(選擇四): 生產線外移	discrete	numeric-8.0	177	2986	-
30	rb_35	二, 事務支援人員人力減少原因(選擇五): 本產業淡季	discrete	numeric-8.0	177	2986	-
31	rb_36	二, 事務支援人員人力減少原因(選擇六): 其他	discrete	numeric-8.0	177	2986	-
32	rb_41	二, 服務及銷售工作人員人力減少原因(選擇一): 業務緊縮或結束(含訂單減少)	discrete	numeric-8.0	177	2986	-
33	rb_42	二, 服務及銷售工作人員人力減少原因(選擇二): 精簡人力(含遇缺不補情況)	discrete	numeric-8.0	177	2986	-
34	rb_43	二, 服務及銷售工作人員人力減少原因(選擇三): 公司合併	discrete	numeric-8.0	177	2986	-
35	rb_44	二, 服務及銷售工作人員人力減少原因(選擇四): 生產線外移	discrete	numeric-8.0	177	2986	-
36	rb_45	二, 服務及銷售工作人員人力減少原因(選擇五): 本產業淡季	discrete	numeric-8.0	177	2986	-
37	rb_46	二, 服務及銷售工作人員人力減少原因(選擇六): 其他	discrete	numeric-8.0	177	2986	-
38	rb_51	二, 技藝, 機械設備操作及組裝人員人力減少原因(選擇一): 業務緊縮或結束(含訂單減少)	discrete	numeric-8.0	177	2986	-
39	rb_52	二, 技藝, 機械設備操作及組裝人員人力減少原因(選	discrete	numeric-8.0	177	2986	-

#	Name	Label	Type	Format	Valid	Invalid	Question
		擇二):精簡人力(含遇缺不補情況)					
40	rb_53	二,技藝,機械設備操作及組裝人員人力減少原因(選擇三):公司合併	discrete	numeric-8.0	177	2986	-
41	rb_54	二,技藝,機械設備操作及組裝人員人力減少原因(選擇四):生產線外移	discrete	numeric-8.0	177	2986	-
42	rb_55	二,技藝,機械設備操作及組裝人員人力減少原因(選擇五):本產業淡季	discrete	numeric-8.0	177	2986	-
43	rb_56	二,技藝,機械設備操作及組裝人員人力減少原因(選擇六):其他	discrete	numeric-8.0	177	2986	-
44	rb_61	二,基層技術工及勞力工人力減少原因(選擇一):業務緊縮或結束(含訂單減少)	discrete	numeric-8.0	177	2986	-
45	rb_62	二,基層技術工及勞力工人力減少原因(選擇二):精簡人力(含遇缺不補情況)	discrete	numeric-8.0	177	2986	-
46	rb_63	二,基層技術工及勞力工人力減少原因(選擇三):公司合併	discrete	numeric-8.0	177	2986	-
47	rb_64	二,基層技術工及勞力工人力減少原因(選擇四):生產線外移	discrete	numeric-8.0	177	2986	-
48	rb_65	二,基層技術工及勞力工人力減少原因(選擇五):本產業淡季	discrete	numeric-8.0	177	2986	-
49	rb_66	二,基層技術工及勞力工人力減少原因(選擇六):其他	discrete	numeric-8.0	177	2986	-

**Group 增加人數(細項)**

#	Name	Label	Type	Format	Valid	Invalid	Question
1	a1_0	二,(增加經常性僱用員工)主管及經理人員(人數)	discrete	numeric-8.0	826	2337	-
2	a1_1	二,(增加經常性僱用員工)生產管理,品質管制工程師(人數)	discrete	numeric-8.0	826	2337	-
3	a1_2	二,(增加經常性僱用員工)製程工程師(人數)	discrete	numeric-8.0	826	2337	-
4	a1_3	二,(增加經常性僱用員工)環衛工程師(人數)	discrete	numeric-8.0	826	2337	-
5	a1_4	二,(增加經常性僱用員工)機械,化工,紡織,食品等工程師及研發人員(人數)	discrete	numeric-8.0	826	2337	-
6	a1_5	二,(增加經常性僱用員工)電科技工程師(人數)	discrete	numeric-8.0	826	2337	-
7	a1_6	二,(增加經常性僱用員工)營建,製圖,測量等專業人員(人數)	discrete	numeric-8.0	826	2337	-
8	a1_7	二,(增加經常性僱用員工)設計專業人員(人數)	discrete	numeric-8.0	826	2337	-

#	Name	Label	Type	Format	Valid	Invalid	Question
9	a1_8	二,(增加經常性僱用員工) 醫療保健專業人員(人數)	continuous	numeric-8.0	826	2337	-
10	a1_9	二,(增加經常性僱用員工) 會計專業人員(人數)	discrete	numeric-8.0	826	2337	-
11	a1_10	二,(增加經常性僱用員工) 財務,保險,金融,投資等專 業人員(人數)	discrete	numeric-8.0	826	2337	-
12	a1_11	二,(增加經常性僱用員工) 人力資源專業人員(人數)	discrete	numeric-8.0	826	2337	-
13	a1_12	二,(增加經常性僱用員工) 企劃,行銷,公關等專業人 員(人數)	discrete	numeric-8.0	826	2337	-
14	a1_13	二,(增加經常性僱用員工) 軟體,程式,網路,系統,資 料庫等資訊專業人員(人 數)	discrete	numeric-8.0	826	2337	-
15	a1_14	二,(增加經常性僱用員工) 法務專業人員(人數)	discrete	numeric-8.0	826	2337	-
16	a1_15	二,(增加經常性僱用員工) 其他專業人員(人數)	discrete	numeric-8.0	826	2337	-
17	a1_16	二,(增加經常性僱用員工) 營建工程,製圖技術員(人 數)	discrete	numeric-8.0	826	2337	-
18	a1_17	二,(增加經常性僱用員工) 電機,電子工程技術員(人 數)	continuous	numeric-8.0	826	2337	-
19	a1_18	二,(增加經常性僱用員工) 機械,化工,紡織,食品等技 術員(人數)	discrete	numeric-8.0	826	2337	-
20	a1_19	二,(增加經常性僱用員工) 生產管理技術員,品質管制 技術員(人數)	continuous	numeric-8.0	826	2337	-
21	a1_20	二,(增加經常性僱用員工) 製程控制技術員(人數)	discrete	numeric-8.0	826	2337	-
22	a1_21	二,(增加經常性僱用員工) 製造,營造監督人員(人數)	discrete	numeric-8.0	826	2337	-
23	a1_22	二,(增加經常性僱用員工) 醫療保健助理專業人員(人 數)	discrete	numeric-8.0	826	2337	-
24	a1_23	二,(增加經常性僱用員工) 環衛類技術員(含勞工安全 類人員)(人數)	discrete	numeric-8.0	826	2337	-
25	a1_24	二,(增加經常性僱用員工) 財務,金融等助理人員(人 數)	discrete	numeric-8.0	826	2337	-
26	a1_25	二,(增加經常性僱用員工) 會計助理人員(人數)	discrete	numeric-8.0	826	2337	-
27	a1_26	二,(增加經常性僱用員工) 業務銷售,貿易助理專業人 員(人數)	continuous	numeric-8.0	826	2337	-
28	a1_27	二,(增加經常性僱用員工) 採購員(人數)	discrete	numeric-8.0	826	2337	-



#	Name	Label	Type	Format	Valid	Invalid	Question
29	a1_28	二,(增加經常性僱用員工) 人力資源助理專業人員(人數)	discrete	numeric-8.0	826	2337	-
30	a1_29	二,(增加經常性僱用員工) 不動產經紀人(人數)	continuous	numeric-8.0	826	2337	-
31	a1_30	二,(增加經常性僱用員工) 法務助理人員(人數)	discrete	numeric-8.0	826	2337	-
32	a1_31	二,(增加經常性僱用員工) 資訊及通訊傳播技術員(人數)	continuous	numeric-8.0	826	2337	-
33	a1_32	二,(增加經常性僱用員工) 其他技術員及助理專業人員(人數)	continuous	numeric-8.0	826	2337	-
34	a1_33	二,(增加經常性僱用員工) 一般及文書事務人員(人數)	continuous	numeric-8.0	826	2337	-
35	a1_34	二,(增加經常性僱用員工) 顧客服務事務人員(人數)	discrete	numeric-8.0	826	2337	-
36	a1_35	二,(增加經常性僱用員工) 會計,生產,運輸事務人員(人數)	discrete	numeric-8.0	826	2337	-
37	a1_36	二,(增加經常性僱用員工) 人事(人數)	discrete	numeric-8.0	826	2337	-
38	a1_37	二,(增加經常性僱用員工) 其他事務支援人員(人數)	discrete	numeric-8.0	826	2337	-
39	a1_38	二,(增加經常性僱用員工) 車,船,機上服務人員(人數)	discrete	numeric-8.0	826	2337	-
40	a1_39	二,(增加經常性僱用員工) 導遊及領隊(人數)	discrete	numeric-8.0	826	2337	-
41	a1_40	二,(增加經常性僱用員工) 廚師(人數)	discrete	numeric-8.0	826	2337	-
42	a1_41	二,(增加經常性僱用員工) 餐飲服務員(人數)	discrete	numeric-8.0	826	2337	-
43	a1_42	二,(增加經常性僱用員工) 商店銷售有關人員及展售說明人員(人數)	continuous	numeric-8.0	826	2337	-
44	a1_43	二,(增加經常性僱用員工) 電話及網路行銷人員(人數)	discrete	numeric-8.0	826	2337	-
45	a1_44	二,(增加經常性僱用員工) 健康照顧人員,陪病人員(人數)	discrete	numeric-8.0	826	2337	-
46	a1_45	二,(增加經常性僱用員工) 保全(含建築物管理員)(人數)	continuous	numeric-8.0	826	2337	-
47	a1_46	二,(增加經常性僱用員工) 其他服務及銷售工作人員(人數)	continuous	numeric-8.0	826	2337	-
48	a1_47	二,(增加經常性僱用員工) 營建及有關工作人員(人數)	discrete	numeric-8.0	826	2337	-
49	a1_48	二,(增加經常性僱用員工) 品質檢查人員(人數)	continuous	numeric-8.0	826	2337	-

#	Name	Label	Type	Format	Valid	Invalid	Question
50	a1_49	二,(增加經常性僱用員工)維修技術類工作人員(人數)	continuous	numeric-8.0	826	2337	-
51	a1_50	二,(增加經常性僱用員工)操作技術類工作人員(人數)	continuous	numeric-8.0	826	2337	-
52	a1_51	二,(增加經常性僱用員工)組裝人員(人數)	continuous	numeric-8.0	826	2337	-
53	a1_52	二,(增加經常性僱用員工)駕駛及移運設備操作人員(人數)	discrete	numeric-8.0	826	2337	-
54	a1_53	二,(增加經常性僱用員工)其他技藝,機械設備操作及組裝人員(人數)	discrete	numeric-8.0	826	2337	-
55	a1_54	二,(增加經常性僱用員工)清潔工(人數)	discrete	numeric-8.0	826	2337	-
56	a1_55	二,(增加經常性僱用員工)勞力工(人數)	discrete	numeric-8.0	826	2337	-
57	a1_56	二,(增加經常性僱用員工)其他基層技術工及勞力工(人數)	continuous	numeric-8.0	826	2337	-
58	a2_0	二,(增加臨時或季節性員工)主管及經理人員(人數)	discrete	numeric-8.0	826	2337	-
59	a2_1	二,(增加臨時或季節性員工)生產管理,品質管制工程師(人數)	discrete	numeric-8.0	826	2337	-
60	a2_2	二,(增加臨時或季節性員工)製程工程師(人數)	discrete	numeric-8.0	826	2337	-
61	a2_3	二,(增加臨時或季節性員工)環衛工程師(人數)	discrete	numeric-8.0	826	2337	-
62	a2_4	二,(增加臨時或季節性員工)機械,化工,紡織,食品等工程師及研發人員(人數)	discrete	numeric-8.0	826	2337	-
63	a2_5	二,(增加臨時或季節性員工)電科技工程師(人數)	discrete	numeric-8.0	826	2337	-
64	a2_6	二,(增加臨時或季節性員工)營建,製圖,測量等專業人員(人數)	discrete	numeric-8.0	826	2337	-
65	a2_7	二,(增加臨時或季節性員工)設計專業人員(人數)	discrete	numeric-8.0	826	2337	-
66	a2_8	二,(增加臨時或季節性員工)醫療保健專業人員(人數)	discrete	numeric-8.0	826	2337	-
67	a2_9	二,(增加臨時或季節性員工)會計專業人員(人數)	discrete	numeric-8.0	826	2337	-
68	a2_10	二,(增加臨時或季節性員工)財務,保險,金融,投資等專業人員(人數)	discrete	numeric-8.0	826	2337	-
69	a2_11	二,(增加臨時或季節性員工)人力資源專業人員(人數)	discrete	numeric-8.0	826	2337	-

#	Name	Label	Type	Format	Valid	Invalid	Question
70	a2_12	二,(增加臨時或季節性員工)企劃,行銷,公關等專業人員(人數)	discrete	numeric-8.0	826	2337	-
71	a2_13	二,(增加臨時或季節性員工)軟體,程式,網路,系統,資料庫等資訊專業人員(人數)	discrete	numeric-8.0	826	2337	-
72	a2_14	二,(增加臨時或季節性員工)法務專業人員(人數)	discrete	numeric-8.0	826	2337	-
73	a2_15	二,(增加臨時或季節性員工)其他專業人員(人數)	discrete	numeric-8.0	826	2337	-
74	a2_16	二,(增加臨時或季節性員工)營建工程,製圖技術員(人數)	discrete	numeric-8.0	826	2337	-
75	a2_17	二,(增加臨時或季節性員工)電機,電子工程技術員(人數)	discrete	numeric-8.0	826	2337	-
76	a2_18	二,(增加臨時或季節性員工)機械,化工,紡織,食品等技術員(人數)	discrete	numeric-8.0	826	2337	-
77	a2_19	二,(增加臨時或季節性員工)生產管理技術員,品質管制技術員(人數)	discrete	numeric-8.0	826	2337	-
78	a2_20	二,(增加臨時或季節性員工)製程控制技術員(人數)	discrete	numeric-8.0	826	2337	-
79	a2_21	二,(增加臨時或季節性員工)製造,營造監督人員(人數)	discrete	numeric-8.0	826	2337	-
80	a2_22	二,(增加臨時或季節性員工)醫療保健助理專業人員(人數)	discrete	numeric-8.0	826	2337	-
81	a2_23	二,(增加臨時或季節性員工)環衛類技術員(含勞工安全類人員)(人數)	discrete	numeric-8.0	826	2337	-
82	a2_24	二,(增加臨時或季節性員工)財務,金融等助理人員(人數)	discrete	numeric-8.0	826	2337	-
83	a2_25	二,(增加臨時或季節性員工)會計助理人員(人數)	discrete	numeric-8.0	826	2337	-
84	a2_26	二,(增加臨時或季節性員工)業務銷售,貿易助理專業人員(人數)	discrete	numeric-8.0	826	2337	-
85	a2_27	二,(增加臨時或季節性員工)採購員(人數)	discrete	numeric-8.0	826	2337	-
86	a2_28	二,(增加臨時或季節性員工)人力資源助理專業人員(人數)	discrete	numeric-8.0	826	2337	-
87	a2_29	二,(增加臨時或季節性員工)不動產經紀人(人數)	discrete	numeric-8.0	826	2337	-
88	a2_30	二,(增加臨時或季節性員工)法務助理人員(人數)	discrete	numeric-8.0	826	2337	-
89	a2_31	二,(增加臨時或季節性員工)資訊及通訊傳播技術員(人數)	discrete	numeric-8.0	826	2337	-

#	Name	Label	Type	Format	Valid	Invalid	Question
90	a2_32	二,(增加臨時或季節性員工)其他技術員及助理專業人員(人數)	discrete	numeric-8.0	826	2337	-
91	a2_33	二,(增加臨時或季節性員工)一般及文書事務人員(人數)	discrete	numeric-8.0	826	2337	-
92	a2_34	二,(增加臨時或季節性員工)顧客服務事務人員(人數)	discrete	numeric-8.0	826	2337	-
93	a2_35	二,(增加臨時或季節性員工)會計,生產,運輸事務人員(人數)	discrete	numeric-8.0	826	2337	-
94	a2_36	二,(增加臨時或季節性員工)人事(人數)	discrete	numeric-8.0	826	2337	-
95	a2_37	二,(增加臨時或季節性員工)其他事務支援人員(人數)	discrete	numeric-8.0	826	2337	-
96	a2_38	二,(增加臨時或季節性員工)車,船,機上服務人員(人數)	discrete	numeric-8.0	826	2337	-
97	a2_39	二,(增加臨時或季節性員工)導遊及領隊(人數)	discrete	numeric-8.0	826	2337	-
98	a2_40	二,(增加臨時或季節性員工)廚師(人數)	discrete	numeric-8.0	826	2337	-
99	a2_41	二,(增加臨時或季節性員工)餐飲服務員(人數)	discrete	numeric-8.0	826	2337	-
100	a2_42	二,(增加臨時或季節性員工)商店銷售有關人員及展售說明人員(人數)	discrete	numeric-8.0	826	2337	-
101	a2_43	二,(增加臨時或季節性員工)電話及網路行銷人員(人數)	discrete	numeric-8.0	826	2337	-
102	a2_44	二,(增加臨時或季節性員工)健康照顧人員,陪病人員(人數)	discrete	numeric-8.0	826	2337	-
103	a2_45	二,(增加臨時或季節性員工)保全(含建築物管理員)(人數)	discrete	numeric-8.0	826	2337	-
104	a2_46	二,(增加臨時或季節性員工)其他服務及銷售工作人員(人數)	discrete	numeric-8.0	826	2337	-
105	a2_47	二,(增加臨時或季節性員工)營建及有關工作人員(人數)	discrete	numeric-8.0	826	2337	-
106	a2_48	二,(增加臨時或季節性員工)品質檢查人員(人數)	discrete	numeric-8.0	826	2337	-
107	a2_49	二,(增加臨時或季節性員工)維修技術類工作人員(人數)	discrete	numeric-8.0	826	2337	-
108	a2_50	二,(增加臨時或季節性員工)操作技術類工作人員(人數)	discrete	numeric-8.0	826	2337	-
109	a2_51	二,(增加臨時或季節性員工)組裝人員(人數)	discrete	numeric-8.0	826	2337	-

#	Name	Label	Type	Format	Valid	Invalid	Question
110	a2_52	二,(增加臨時或季節性員工)駕駛及移運設備操作人員(人數)	discrete	numeric-8.0	826	2337	-
111	a2_53	二,(增加臨時或季節性員工)其他技藝,機械設備操作及組裝人員(人數)	discrete	numeric-8.0	826	2337	-
112	a2_54	二,(增加臨時或季節性員工)清潔工(人數)	discrete	numeric-8.0	826	2337	-
113	a2_55	二,(增加臨時或季節性員工)勞力工(人數)	discrete	numeric-8.0	826	2337	-
114	a2_56	二,(增加臨時或季節性員工)其他基層技術工及勞力工(人數)	discrete	numeric-8.0	826	2337	-
115	a3_0	二,(增加部分工時員工)主管及經理人員(人數)	discrete	numeric-8.0	826	2337	-
116	a3_1	二,(增加部分工時員工)生產管理,品質管制工程師(人數)	discrete	numeric-8.0	826	2337	-
117	a3_2	二,(增加部分工時員工)製程工程師(人數)	discrete	numeric-8.0	826	2337	-
118	a3_3	二,(增加部分工時員工)環境工程師(人數)	discrete	numeric-8.0	826	2337	-
119	a3_4	二,(增加部分工時員工)機械,化工,紡織,食品等工程師及研發人員(人數)	discrete	numeric-8.0	826	2337	-
120	a3_5	二,(增加部分工時員工)電科技工程師(人數)	discrete	numeric-8.0	826	2337	-
121	a3_6	二,(增加部分工時員工)營建,製圖,測量等專業人員(人數)	discrete	numeric-8.0	826	2337	-
122	a3_7	二,(增加部分工時員工)設計專業人員(人數)	discrete	numeric-8.0	826	2337	-
123	a3_8	二,(增加部分工時員工)醫療保健專業人員(人數)	discrete	numeric-8.0	826	2337	-
124	a3_9	二,(增加部分工時員工)會計專業人員(人數)	discrete	numeric-8.0	826	2337	-
125	a3_10	二,(增加部分工時員工)財務,保險,金融,投資等專業人員(人數)	discrete	numeric-8.0	826	2337	-
126	a3_11	二,(增加部分工時員工)人力資源專業人員(人數)	discrete	numeric-8.0	826	2337	-
127	a3_12	二,(增加部分工時員工)企劃,行銷,公關等專業人員(人數)	discrete	numeric-8.0	826	2337	-
128	a3_13	二,(增加部分工時員工)軟體,程式,網路,系統,資料庫等資訊專業人員(人數)	discrete	numeric-8.0	826	2337	-
129	a3_14	二,(增加部分工時員工)法務專業人員(人數)	discrete	numeric-8.0	826	2337	-
130	a3_15	二,(增加部分工時員工)其他專業人員(人數)	discrete	numeric-8.0	826	2337	-
131	a3_16	二,(增加部分工時員工)營建工程,製圖技術員(人數)	discrete	numeric-8.0	826	2337	-

#	Name	Label	Type	Format	Valid	Invalid	Question
132	a3_17	二,(增加部分工時員工)電機,電子工程技術員(人數)	discrete	numeric-8.0	826	2337	-
133	a3_18	二,(增加部分工時員工)機械,化工,紡織,食品等技術員(人數)	discrete	numeric-8.0	826	2337	-
134	a3_19	二,(增加部分工時員工)生產管理技術員,品質管制技術員(人數)	discrete	numeric-8.0	826	2337	-
135	a3_20	二,(增加部分工時員工)製程控制技術員(人數)	discrete	numeric-8.0	826	2337	-
136	a3_21	二,(增加部分工時員工)製造,營造監督人員(人數)	discrete	numeric-8.0	826	2337	-
137	a3_22	二,(增加部分工時員工)醫療保健助理專業人員(人數)	discrete	numeric-8.0	826	2337	-
138	a3_23	二,(增加部分工時員工)環衛類技術員(含勞工安全類人員)(人數)	discrete	numeric-8.0	826	2337	-
139	a3_24	二,(增加部分工時員工)財務,金融等助理人員(人數)	discrete	numeric-8.0	826	2337	-
140	a3_25	二,(增加部分工時員工)會計助理人員(人數)	discrete	numeric-8.0	826	2337	-
141	a3_26	二,(增加部分工時員工)業務銷售,貿易助理專業人員(人數)	discrete	numeric-8.0	826	2337	-
142	a3_27	二,(增加部分工時員工)採購員(人數)	discrete	numeric-8.0	826	2337	-
143	a3_28	二,(增加部分工時員工)人力資源助理專業人員(人數)	discrete	numeric-8.0	826	2337	-
144	a3_29	二,(增加部分工時員工)不動產經紀人(人數)	discrete	numeric-8.0	826	2337	-
145	a3_30	二,(增加部分工時員工)法務助理人員(人數)	discrete	numeric-8.0	826	2337	-
146	a3_31	二,(增加部分工時員工)資訊及通訊傳播技術員(人數)	discrete	numeric-8.0	826	2337	-
147	a3_32	二,(增加部分工時員工)其他技術員及助理專業人員(人數)	discrete	numeric-8.0	826	2337	-
148	a3_33	二,(增加部分工時員工)一般及文書事務人員(人數)	discrete	numeric-8.0	826	2337	-
149	a3_34	二,(增加部分工時員工)顧客服務事務人員(人數)	discrete	numeric-8.0	826	2337	-
150	a3_35	二,(增加部分工時員工)會計,生產,運輸事務人員(人數)	discrete	numeric-8.0	826	2337	-
151	a3_36	二,(增加部分工時員工)人事(人數)	discrete	numeric-8.0	826	2337	-
152	a3_37	二,(增加部分工時員工)其他事務支援人員(人數)	discrete	numeric-8.0	826	2337	-

#	Name	Label	Type	Format	Valid	Invalid	Question
153	a3_38	二,(增加部分工時員工)車,船,機上服務人員(人數)	discrete	numeric-8.0	826	2337	-
154	a3_39	二,(增加部分工時員工)導遊及領隊(人數)	discrete	numeric-8.0	826	2337	-
155	a3_40	二,(增加部分工時員工)廚師(人數)	discrete	numeric-8.0	826	2337	-
156	a3_41	二,(增加部分工時員工)餐飲服務員(人數)	continuous	numeric-8.0	826	2337	-
157	a3_42	二,(增加部分工時員工)商店銷售有關人員及展售說明人員(人數)	discrete	numeric-8.0	826	2337	-
158	a3_43	二,(增加部分工時員工)電話及網路行銷人員(人數)	discrete	numeric-8.0	826	2337	-
159	a3_44	二,(增加部分工時員工)健康照顧人員,陪病人員(人數)	discrete	numeric-8.0	826	2337	-
160	a3_45	二,(增加部分工時員工)保全(含建築物管理員)(人數)	discrete	numeric-8.0	826	2337	-
161	a3_46	二,(增加部分工時員工)其他服務及銷售工作人員(人數)	discrete	numeric-8.0	826	2337	-
162	a3_47	二,(增加部分工時員工)營建及有關工作人員(人數)	discrete	numeric-8.0	826	2337	-
163	a3_48	二,(增加部分工時員工)品質檢查人員(人數)	discrete	numeric-8.0	826	2337	-
164	a3_49	二,(增加部分工時員工)維修技術類工作人員(人數)	discrete	numeric-8.0	826	2337	-
165	a3_50	二,(增加部分工時員工)操作技術類工作人員(人數)	discrete	numeric-8.0	826	2337	-
166	a3_51	二,(增加部分工時員工)組裝人員(人數)	discrete	numeric-8.0	826	2337	-
167	a3_52	二,(增加部分工時員工)駕駛及移運設備操作人員(人數)	discrete	numeric-8.0	826	2337	-
168	a3_53	二,(增加部分工時員工)其他技藝,機械設備操作及組裝人員(人數)	discrete	numeric-8.0	826	2337	-
169	a3_54	二,(增加部分工時員工)清潔工(人數)	discrete	numeric-8.0	826	2337	-
170	a3_55	二,(增加部分工時員工)勞力工(人數)	discrete	numeric-8.0	826	2337	-
171	a3_56	二,(增加部分工時員工)其他基層技術工及勞力工(人數)	continuous	numeric-8.0	826	2337	-
172	a4_0	二,(增加他公司派遣人力)主管及經理人員(人數)	discrete	numeric-8.0	826	2337	-
173	a4_1	二,(增加他公司派遣人力)生產管理,品質管制工程師(人數)	discrete	numeric-8.0	826	2337	-
174	a4_2	二,(增加他公司派遣人力)製程工程師(人數)	discrete	numeric-8.0	826	2337	-

#	Name	Label	Type	Format	Valid	Invalid	Question
175	a4_3	二,(增加他公司派遣人力)環衛工程師(人數)	discrete	numeric-8.0	826	2337	-
176	a4_4	二,(增加他公司派遣人力)機械,化工,紡織,食品等工程師及研發人員(人數)	discrete	numeric-8.0	826	2337	-
177	a4_5	二,(增加他公司派遣人力)電科技工程師(人數)	discrete	numeric-8.0	826	2337	-
178	a4_6	二,(增加他公司派遣人力)營建,製圖,測量等專業人員(人數)	discrete	numeric-8.0	826	2337	-
179	a4_7	二,(增加他公司派遣人力)設計專業人員(人數)	discrete	numeric-8.0	826	2337	-
180	a4_8	二,(增加他公司派遣人力)醫療保健專業人員(人數)	discrete	numeric-8.0	826	2337	-
181	a4_9	二,(增加他公司派遣人力)會計專業人員(人數)	discrete	numeric-8.0	826	2337	-
182	a4_10	二,(增加他公司派遣人力)財務,保險,金融,投資等專業人員(人數)	discrete	numeric-8.0	826	2337	-
183	a4_11	二,(增加他公司派遣人力)人力資源專業人員(人數)	discrete	numeric-8.0	826	2337	-
184	a4_12	二,(增加他公司派遣人力)企劃,行銷,公關等專業人員(人數)	discrete	numeric-8.0	826	2337	-
185	a4_13	二,(增加他公司派遣人力)軟體,程式,網路,系統,資料庫等資訊專業人員(人數)	discrete	numeric-8.0	826	2337	-
186	a4_14	二,(增加他公司派遣人力)法務專業人員(人數)	discrete	numeric-8.0	826	2337	-
187	a4_15	二,(增加他公司派遣人力)其他專業人員(人數)	discrete	numeric-8.0	826	2337	-
188	a4_16	二,(增加他公司派遣人力)營建工程,製圖技術員(人數)	discrete	numeric-8.0	826	2337	-
189	a4_17	二,(增加他公司派遣人力)電機,電子工程技術員(人數)	discrete	numeric-8.0	826	2337	-
190	a4_18	二,(增加他公司派遣人力)機械,化工,紡織,食品等技術員(人數)	discrete	numeric-8.0	826	2337	-
191	a4_19	二,(增加他公司派遣人力)生產管理技術員,品質管制技術員(人數)	discrete	numeric-8.0	826	2337	-
192	a4_20	二,(增加他公司派遣人力)製程控制技術員(人數)	discrete	numeric-8.0	826	2337	-
193	a4_21	二,(增加他公司派遣人力)製造,營造監督人員(人數)	discrete	numeric-8.0	826	2337	-
194	a4_22	二,(增加他公司派遣人力)醫療保健助理專業人員(人數)	discrete	numeric-8.0	826	2337	-
195	a4_23	二,(增加他公司派遣人力)環衛類技術員(含勞工安全類人員)(人數)	discrete	numeric-8.0	826	2337	-



#	Name	Label	Type	Format	Valid	Invalid	Question
196	a4_24	二,(增加他公司派遣人力)財務,金融等助理人員(人數)	discrete	numeric-8.0	826	2337	-
197	a4_25	二,(增加他公司派遣人力)會計助理人員(人數)	discrete	numeric-8.0	826	2337	-
198	a4_26	二,(增加他公司派遣人力)業務銷售,貿易助理專業人員(人數)	discrete	numeric-8.0	826	2337	-
199	a4_27	二,(增加他公司派遣人力)採購員(人數)	discrete	numeric-8.0	826	2337	-
200	a4_28	二,(增加他公司派遣人力)人力資源助理專業人員(人數)	discrete	numeric-8.0	826	2337	-
201	a4_29	二,(增加他公司派遣人力)不動產經紀人(人數)	discrete	numeric-8.0	826	2337	-
202	a4_30	二,(增加他公司派遣人力)法務助理人員(人數)	discrete	numeric-8.0	826	2337	-
203	a4_31	二,(增加他公司派遣人力)資訊及通訊傳播技術員(人數)	discrete	numeric-8.0	826	2337	-
204	a4_32	二,(增加他公司派遣人力)其他技術員及助理專業人員(人數)	discrete	numeric-8.0	826	2337	-
205	a4_33	二,(增加他公司派遣人力)一般及文書事務人員(人數)	discrete	numeric-8.0	826	2337	-
206	a4_34	二,(增加他公司派遣人力)顧客服務事務人員(人數)	discrete	numeric-8.0	826	2337	-
207	a4_35	二,(增加他公司派遣人力)會計,生產,運輸事務人員(人數)	discrete	numeric-8.0	826	2337	-
208	a4_36	二,(增加他公司派遣人力)人事(人數)	discrete	numeric-8.0	826	2337	-
209	a4_37	二,(增加他公司派遣人力)其他事務支援人員(人數)	discrete	numeric-8.0	826	2337	-
210	a4_38	二,(增加他公司派遣人力)車,船,機上服務人員(人數)	discrete	numeric-8.0	826	2337	-
211	a4_39	二,(增加他公司派遣人力)導遊及領隊(人數)	discrete	numeric-8.0	826	2337	-
212	a4_40	二,(增加他公司派遣人力)廚師(人數)	discrete	numeric-8.0	826	2337	-
213	a4_41	二,(增加他公司派遣人力)餐飲服務員(人數)	discrete	numeric-8.0	826	2337	-
214	a4_42	二,(增加他公司派遣人力)商店銷售有關人員及展售說明人員(人數)	discrete	numeric-8.0	826	2337	-
215	a4_43	二,(增加他公司派遣人力)電話及網路行銷人員(人數)	discrete	numeric-8.0	826	2337	-
216	a4_44	二,(增加他公司派遣人力)健康照顧人員,陪病人員(人數)	discrete	numeric-8.0	826	2337	-

#	Name	Label	Type	Format	Valid	Invalid	Question
217	a4_45	二,(增加他公司派遣人力)保全(含建築物管理員)(人數)	discrete	numeric-8.0	826	2337	-
218	a4_46	二,(增加他公司派遣人力)其他服務及銷售工作人員(人數)	discrete	numeric-8.0	826	2337	-
219	a4_47	二,(增加他公司派遣人力)營建及有關工作人員(人數)	discrete	numeric-8.0	826	2337	-
220	a4_48	二,(增加他公司派遣人力)品質檢查人員(人數)	discrete	numeric-8.0	826	2337	-
221	a4_49	二,(增加他公司派遣人力)維修技術類工作人員(人數)	discrete	numeric-8.0	826	2337	-
222	a4_50	二,(增加他公司派遣人力)操作技術類工作人員(人數)	discrete	numeric-8.0	826	2337	-
223	a4_51	二,(增加他公司派遣人力)組裝人員(人數)	continuous	numeric-8.0	826	2337	-
224	a4_52	二,(增加他公司派遣人力)駕駛及移運設備操作人員(人數)	discrete	numeric-8.0	826	2337	-
225	a4_53	二,(增加他公司派遣人力)其他技藝,機械設備操作及組裝人員(人數)	discrete	numeric-8.0	826	2337	-
226	a4_54	二,(增加他公司派遣人力)清潔工(人數)	discrete	numeric-8.0	826	2337	-
227	a4_55	二,(增加他公司派遣人力)勞力工(人數)	discrete	numeric-8.0	826	2337	-
228	a4_56	二,(增加他公司派遣人力)其他基層技術工及勞力工(人數)	discrete	numeric-8.0	826	2337	-

**Group 減少人數(細項)**

#	Name	Label	Type	Format	Valid	Invalid	Question
1	b1_0	二,(減少經常性僱用員工)主管及經理人員(人數)	discrete	numeric-8.0	177	2986	-
2	b1_1	二,(減少經常性僱用員工)生產管理,品質管制工程師(人數)	discrete	numeric-8.0	177	2986	-
3	b1_2	二,(減少經常性僱用員工)製程工程師(人數)	discrete	numeric-8.0	177	2986	-
4	b1_3	二,(減少經常性僱用員工)環衛工程師(人數)	discrete	numeric-8.0	177	2986	-
5	b1_4	二,(減少經常性僱用員工)機械,化工,紡織,食品等工程師及研發人員(人數)	discrete	numeric-8.0	177	2986	-
6	b1_5	二,(減少經常性僱用員工)電科技工程師(人數)	discrete	numeric-8.0	177	2986	-
7	b1_6	二,(減少經常性僱用員工)營建,製圖,測量等專業人員(人數)	discrete	numeric-8.0	177	2986	-

#	Name	Label	Type	Format	Valid	Invalid	Question
8	b1_7	二,(減少經常性僱用員工) 設計專業人員(人數)	discrete	numeric-8.0	177	2986	-
9	b1_8	二,(減少經常性僱用員工) 醫療保健專業人員(人數)	discrete	numeric-8.0	177	2986	-
10	b1_9	二,(減少經常性僱用員工) 會計專業人員(人數)	discrete	numeric-8.0	177	2986	-
11	b1_10	二,(減少經常性僱用員工) 財務,保險,金融,投資等專 業人員(人數)	discrete	numeric-8.0	177	2986	-
12	b1_11	二,(減少經常性僱用員工) 人力資源專業人員(人數)	discrete	numeric-8.0	177	2986	-
13	b1_12	二,(減少經常性僱用員工) 企劃,行銷,公關等專業人 員(人數)	discrete	numeric-8.0	177	2986	-
14	b1_13	二,(減少經常性僱用員工) 軟體,程式,網路,系統,資 料庫等資訊專業人員(人 數)	discrete	numeric-8.0	177	2986	-
15	b1_14	二,(減少經常性僱用員工) 法務專業人員(人數)	discrete	numeric-8.0	177	2986	-
16	b1_15	二,(減少經常性僱用員工) 其他專業人員(人數)	discrete	numeric-8.0	177	2986	-
17	b1_16	二,(減少經常性僱用員工) 營建工程,製圖技術員(人 數)	discrete	numeric-8.0	177	2986	-
18	b1_17	二,(減少經常性僱用員工) 電機,電子工程技術員(人 數)	discrete	numeric-8.0	177	2986	-
19	b1_18	二,(減少經常性僱用員工) 機械,化工,紡織,食品等技 術員(人數)	discrete	numeric-8.0	177	2986	-
20	b1_19	二,(減少經常性僱用員工) 生產管理技術員,品質管制 技術員(人數)	discrete	numeric-8.0	177	2986	-
21	b1_20	二,(減少經常性僱用員工) 製程控制技術員(人數)	discrete	numeric-8.0	177	2986	-
22	b1_21	二,(減少經常性僱用員工) 製造,營造監督人員(人數)	discrete	numeric-8.0	177	2986	-
23	b1_22	二,(減少經常性僱用員工) 醫療保健助理專業人員(人 數)	discrete	numeric-8.0	177	2986	-
24	b1_23	二,(減少經常性僱用員工) 環衛類技術員(含勞工安全 類人員)(人數)	discrete	numeric-8.0	177	2986	-
25	b1_24	二,(減少經常性僱用員工) 財務,金融等助理人員(人 數)	discrete	numeric-8.0	177	2986	-
26	b1_25	二,(減少經常性僱用員工) 會計助理人員(人數)	discrete	numeric-8.0	177	2986	-
27	b1_26	二,(減少經常性僱用員工) 業務銷售,貿易助理專業人 員(人數)	discrete	numeric-8.0	177	2986	-
28	b1_27	二,(減少經常性僱用員工) 採購員(人數)	discrete	numeric-8.0	177	2986	-

#	Name	Label	Type	Format	Valid	Invalid	Question
29	b1_28	二,(減少經常性僱用員工)人力資源助理專業人員(人數)	discrete	numeric-8.0	177	2986	-
30	b1_29	二,(減少經常性僱用員工)不動產經紀人(人數)	discrete	numeric-8.0	177	2986	-
31	b1_30	二,(減少經常性僱用員工)法務助理人員(人數)	discrete	numeric-8.0	177	2986	-
32	b1_31	二,(減少經常性僱用員工)資訊及通訊傳播技術員(人數)	discrete	numeric-8.0	177	2986	-
33	b1_32	二,(減少經常性僱用員工)其他技術員及助理專業人員(人數)	discrete	numeric-8.0	177	2986	-
34	b1_33	二,(減少經常性僱用員工)一般及文書事務人員(人數)	discrete	numeric-8.0	177	2986	-
35	b1_34	二,(減少經常性僱用員工)顧客服務事務人員(人數)	discrete	numeric-8.0	177	2986	-
36	b1_35	二,(減少經常性僱用員工)會計,生產,運輸事務人員(人數)	discrete	numeric-8.0	177	2986	-
37	b1_36	二,(減少經常性僱用員工)人事(人數)	discrete	numeric-8.0	177	2986	-
38	b1_37	二,(減少經常性僱用員工)其他事務支援人員(人數)	discrete	numeric-8.0	177	2986	-
39	b1_38	二,(減少經常性僱用員工)車,船,機上服務人員(人數)	discrete	numeric-8.0	177	2986	-
40	b1_39	二,(減少經常性僱用員工)導遊及領隊(人數)	discrete	numeric-8.0	177	2986	-
41	b1_40	二,(減少經常性僱用員工)廚師(人數)	discrete	numeric-8.0	177	2986	-
42	b1_41	二,(減少經常性僱用員工)餐飲服務員(人數)	discrete	numeric-8.0	177	2986	-
43	b1_42	二,(減少經常性僱用員工)商店銷售有關人員及展售說明人員(人數)	discrete	numeric-8.0	177	2986	-
44	b1_43	二,(減少經常性僱用員工)電話及網路行銷人員(人數)	discrete	numeric-8.0	177	2986	-
45	b1_44	二,(減少經常性僱用員工)健康照顧人員,陪病人員(人數)	discrete	numeric-8.0	177	2986	-
46	b1_45	二,(減少經常性僱用員工)保全(含建築物管理員)(人數)	discrete	numeric-8.0	177	2986	-
47	b1_46	二,(減少經常性僱用員工)其他服務及銷售工作人員(人數)	continuous	numeric-8.0	177	2986	-
48	b1_47	二,(減少經常性僱用員工)營建及有關工作人員(人數)	discrete	numeric-8.0	177	2986	-
49	b1_48	二,(減少經常性僱用員工)品質檢查人員(人數)	continuous	numeric-8.0	177	2986	-

#	Name	Label	Type	Format	Valid	Invalid	Question
50	b1_49	二,(減少經常性僱用員工)維修技術類工作人員(人數)	discrete	numeric-8.0	177	2986	-
51	b1_50	二,(減少經常性僱用員工)操作技術類工作人員(人數)	continuous	numeric-8.0	177	2986	-
52	b1_51	二,(減少經常性僱用員工)組裝人員(人數)	discrete	numeric-8.0	177	2986	-
53	b1_52	二,(減少經常性僱用員工)駕駛及移運設備操作人員(人數)	discrete	numeric-8.0	177	2986	-
54	b1_53	二,(減少經常性僱用員工)其他技藝,機械設備操作及組裝人員(人數)	discrete	numeric-8.0	177	2986	-
55	b1_54	二,(減少經常性僱用員工)清潔工(人數)	discrete	numeric-8.0	177	2986	-
56	b1_55	二,(減少經常性僱用員工)勞力工(人數)	discrete	numeric-8.0	177	2986	-
57	b1_56	二,(減少經常性僱用員工)其他基層技術工及勞力工(人數)	discrete	numeric-8.0	177	2986	-
58	b2_0	二,(減少臨時或季節性員工)主管及經理人員(人數)	discrete	numeric-8.0	177	2986	-
59	b2_1	二,(減少臨時或季節性員工)生產管理,品質管制工程師(人數)	discrete	numeric-8.0	177	2986	-
60	b2_2	二,(減少臨時或季節性員工)製程工程師(人數)	discrete	numeric-8.0	177	2986	-
61	b2_3	二,(減少臨時或季節性員工)環衛工程師(人數)	discrete	numeric-8.0	177	2986	-
62	b2_4	二,(減少臨時或季節性員工)機械,化工,紡織,食品等工程師及研發人員(人數)	discrete	numeric-8.0	177	2986	-
63	b2_5	二,(減少臨時或季節性員工)電科技工程師(人數)	discrete	numeric-8.0	177	2986	-
64	b2_6	二,(減少臨時或季節性員工)營建,製圖,測量等專業人員(人數)	discrete	numeric-8.0	177	2986	-
65	b2_7	二,(減少臨時或季節性員工)設計專業人員(人數)	discrete	numeric-8.0	177	2986	-
66	b2_8	二,(減少臨時或季節性員工)醫療保健專業人員(人數)	discrete	numeric-8.0	177	2986	-
67	b2_9	二,(減少臨時或季節性員工)會計專業人員(人數)	discrete	numeric-8.0	177	2986	-
68	b2_10	二,(減少臨時或季節性員工)財務,保險,金融,投資等專業人員(人數)	discrete	numeric-8.0	177	2986	-
69	b2_11	二,(減少臨時或季節性員工)人力資源專業人員(人數)	discrete	numeric-8.0	177	2986	-

#	Name	Label	Type	Format	Valid	Invalid	Question
70	b2_12	二,(減少臨時或季節性員工)企劃,行銷,公關等專業人員(人數)	discrete	numeric-8.0	177	2986	-
71	b2_13	二,(減少臨時或季節性員工)軟體,程式,網路,系統,資料庫等資訊專業人員(人數)	discrete	numeric-8.0	177	2986	-
72	b2_14	二,(減少臨時或季節性員工)法務專業人員(人數)	discrete	numeric-8.0	177	2986	-
73	b2_15	二,(減少臨時或季節性員工)其他專業人員(人數)	discrete	numeric-8.0	177	2986	-
74	b2_16	二,(減少臨時或季節性員工)營建工程,製圖技術員(人數)	discrete	numeric-8.0	177	2986	-
75	b2_17	二,(減少臨時或季節性員工)電機,電子工程技術員(人數)	discrete	numeric-8.0	177	2986	-
76	b2_18	二,(減少臨時或季節性員工)機械,化工,紡織,食品等技術員(人數)	discrete	numeric-8.0	177	2986	-
77	b2_19	二,(減少臨時或季節性員工)生產管理技術員,品質管制技術員(人數)	discrete	numeric-8.0	177	2986	-
78	b2_20	二,(減少臨時或季節性員工)製程控制技術員(人數)	discrete	numeric-8.0	177	2986	-
79	b2_21	二,(減少臨時或季節性員工)製造,營造監督人員(人數)	discrete	numeric-8.0	177	2986	-
80	b2_22	二,(減少臨時或季節性員工)醫療保健助理專業人員(人數)	discrete	numeric-8.0	177	2986	-
81	b2_23	二,(減少臨時或季節性員工)環衛類技術員(含勞工安全類人員)(人數)	discrete	numeric-8.0	177	2986	-
82	b2_24	二,(減少臨時或季節性員工)財務,金融等助理人員(人數)	discrete	numeric-8.0	177	2986	-
83	b2_25	二,(減少臨時或季節性員工)會計助理人員(人數)	discrete	numeric-8.0	177	2986	-
84	b2_26	二,(減少臨時或季節性員工)業務銷售,貿易助理專業人員(人數)	discrete	numeric-8.0	177	2986	-
85	b2_27	二,(減少臨時或季節性員工)採購員(人數)	discrete	numeric-8.0	177	2986	-
86	b2_28	二,(減少臨時或季節性員工)人力資源助理專業人員(人數)	discrete	numeric-8.0	177	2986	-
87	b2_29	二,(減少臨時或季節性員工)不動產經紀人(人數)	discrete	numeric-8.0	177	2986	-
88	b2_30	二,(減少臨時或季節性員工)法務助理人員(人數)	discrete	numeric-8.0	177	2986	-
89	b2_31	二,(減少臨時或季節性員工)資訊及通訊傳播技術員(人數)	discrete	numeric-8.0	177	2986	-

#	Name	Label	Type	Format	Valid	Invalid	Question
90	b2_32	二,(減少臨時或季節性員工)其他技術員及助理專業人員(人數)	discrete	numeric-8.0	177	2986	-
91	b2_33	二,(減少臨時或季節性員工)一般及文書事務人員(人數)	discrete	numeric-8.0	177	2986	-
92	b2_34	二,(減少臨時或季節性員工)顧客服務事務人員(人數)	continuous	numeric-8.0	177	2986	-
93	b2_35	二,(減少臨時或季節性員工)會計,生產,運輸事務人員(人數)	discrete	numeric-8.0	177	2986	-
94	b2_36	二,(減少臨時或季節性員工)人事(人數)	discrete	numeric-8.0	177	2986	-
95	b2_37	二,(減少臨時或季節性員工)其他事務支援人員(人數)	discrete	numeric-8.0	177	2986	-
96	b2_38	二,(減少臨時或季節性員工)車,船,機上服務人員(人數)	discrete	numeric-8.0	177	2986	-
97	b2_39	二,(減少臨時或季節性員工)導遊及領隊(人數)	discrete	numeric-8.0	177	2986	-
98	b2_40	二,(減少臨時或季節性員工)廚師(人數)	discrete	numeric-8.0	177	2986	-
99	b2_41	二,(減少臨時或季節性員工)餐飲服務員(人數)	continuous	numeric-8.0	177	2986	-
100	b2_42	二,(減少臨時或季節性員工)商店銷售有關人員及展售說明人員(人數)	discrete	numeric-8.0	177	2986	-
101	b2_43	二,(減少臨時或季節性員工)電話及網路行銷人員(人數)	discrete	numeric-8.0	177	2986	-
102	b2_44	二,(減少臨時或季節性員工)健康照顧人員,陪病人員(人數)	discrete	numeric-8.0	177	2986	-
103	b2_45	二,(減少臨時或季節性員工)保全(含建築物管理員)(人數)	discrete	numeric-8.0	177	2986	-
104	b2_46	二,(減少臨時或季節性員工)其他服務及銷售工作人員(人數)	discrete	numeric-8.0	177	2986	-
105	b2_47	二,(減少臨時或季節性員工)營建及有關工作人員(人數)	discrete	numeric-8.0	177	2986	-
106	b2_48	二,(減少臨時或季節性員工)品質檢查人員(人數)	discrete	numeric-8.0	177	2986	-
107	b2_49	二,(減少臨時或季節性員工)維修技術類工作人員(人數)	discrete	numeric-8.0	177	2986	-
108	b2_50	二,(減少臨時或季節性員工)操作技術類工作人員(人數)	discrete	numeric-8.0	177	2986	-
109	b2_51	二,(減少臨時或季節性員工)組裝人員(人數)	discrete	numeric-8.0	177	2986	-

#	Name	Label	Type	Format	Valid	Invalid	Question
110	b2_52	二,(減少臨時或季節性員工)駕駛及移運設備操作人員(人數)	discrete	numeric-8.0	177	2986	-
111	b2_53	二,(減少臨時或季節性員工)其他技藝,機械設備操作及組裝人員(人數)	discrete	numeric-8.0	177	2986	-
112	b2_54	二,(減少臨時或季節性員工)清潔工(人數)	discrete	numeric-8.0	177	2986	-
113	b2_55	二,(減少臨時或季節性員工)勞力工(人數)	continuous	numeric-8.0	177	2986	-
114	b2_56	二,(減少臨時或季節性員工)其他基層技術工及勞力工(人數)	discrete	numeric-8.0	177	2986	-
115	b3_0	二,(減少部分工時員工)主管及經理人員(人數)	discrete	numeric-8.0	177	2986	-
116	b3_1	二,(減少部分工時員工)生產管理,品質管制工程師(人數)	discrete	numeric-8.0	177	2986	-
117	b3_2	二,(減少部分工時員工)製程工程師(人數)	discrete	numeric-8.0	177	2986	-
118	b3_3	二,(減少部分工時員工)環衛工程師(人數)	discrete	numeric-8.0	177	2986	-
119	b3_4	二,(減少部分工時員工)機械,化工,紡織,食品等工程師及研發人員(人數)	discrete	numeric-8.0	177	2986	-
120	b3_5	二,(減少部分工時員工)電科技工程師(人數)	discrete	numeric-8.0	177	2986	-
121	b3_6	二,(減少部分工時員工)營建,製圖,測量等專業人員(人數)	discrete	numeric-8.0	177	2986	-
122	b3_7	二,(減少部分工時員工)設計專業人員(人數)	discrete	numeric-8.0	177	2986	-
123	b3_8	二,(減少部分工時員工)醫療保健專業人員(人數)	discrete	numeric-8.0	177	2986	-
124	b3_9	二,(減少部分工時員工)會計專業人員(人數)	discrete	numeric-8.0	177	2986	-
125	b3_10	二,(減少部分工時員工)財務,保險,金融,投資等專業人員(人數)	discrete	numeric-8.0	177	2986	-
126	b3_11	二,(減少部分工時員工)人力資源專業人員(人數)	discrete	numeric-8.0	177	2986	-
127	b3_12	二,(減少部分工時員工)企劃,行銷,公關等專業人員(人數)	discrete	numeric-8.0	177	2986	-
128	b3_13	二,(減少部分工時員工)軟體,程式,網路,系統,資料庫等資訊專業人員(人數)	discrete	numeric-8.0	177	2986	-
129	b3_14	二,(減少部分工時員工)法務專業人員(人數)	discrete	numeric-8.0	177	2986	-
130	b3_15	二,(減少部分工時員工)其他專業人員(人數)	discrete	numeric-8.0	177	2986	-
131	b3_16	二,(減少部分工時員工)營建工程,製圖技術員(人數)	discrete	numeric-8.0	177	2986	-



#	Name	Label	Type	Format	Valid	Invalid	Question
132	b3_17	二,(減少部分工時員工)電機,電子工程技術員(人數)	discrete	numeric-8.0	177	2986	-
133	b3_18	二,(減少部分工時員工)機械,化工,紡織,食品等技術員(人數)	discrete	numeric-8.0	177	2986	-
134	b3_19	二,(減少部分工時員工)生產管理技術員,品質管制技術員(人數)	discrete	numeric-8.0	177	2986	-
135	b3_20	二,(減少部分工時員工)製程控制技術員(人數)	discrete	numeric-8.0	177	2986	-
136	b3_21	二,(減少部分工時員工)製造,營造監督人員(人數)	discrete	numeric-8.0	177	2986	-
137	b3_22	二,(減少部分工時員工)醫療保健助理專業人員(人數)	discrete	numeric-8.0	177	2986	-
138	b3_23	二,(減少部分工時員工)環衛類技術員(含勞工安全類人員)(人數)	discrete	numeric-8.0	177	2986	-
139	b3_24	二,(減少部分工時員工)財務,金融等助理人員(人數)	discrete	numeric-8.0	177	2986	-
140	b3_25	二,(減少部分工時員工)會計助理人員(人數)	discrete	numeric-8.0	177	2986	-
141	b3_26	二,(減少部分工時員工)業務銷售,貿易助理專業人員(人數)	discrete	numeric-8.0	177	2986	-
142	b3_27	二,(減少部分工時員工)採購員(人數)	discrete	numeric-8.0	177	2986	-
143	b3_28	二,(減少部分工時員工)人力資源助理專業人員(人數)	discrete	numeric-8.0	177	2986	-
144	b3_29	二,(減少部分工時員工)不動產經紀人(人數)	discrete	numeric-8.0	177	2986	-
145	b3_30	二,(減少部分工時員工)法務助理人員(人數)	discrete	numeric-8.0	177	2986	-
146	b3_31	二,(減少部分工時員工)資訊及通訊傳播技術員(人數)	discrete	numeric-8.0	177	2986	-
147	b3_32	二,(減少部分工時員工)其他技術員及助理專業人員(人數)	discrete	numeric-8.0	177	2986	-
148	b3_33	二,(減少部分工時員工)一般及文書事務人員(人數)	discrete	numeric-8.0	177	2986	-
149	b3_34	二,(減少部分工時員工)顧客服務事務人員(人數)	discrete	numeric-8.0	177	2986	-
150	b3_35	二,(減少部分工時員工)會計,生產,運輸事務人員(人數)	discrete	numeric-8.0	177	2986	-
151	b3_36	二,(減少部分工時員工)人事(人數)	discrete	numeric-8.0	177	2986	-
152	b3_37	二,(減少部分工時員工)其他事務支援人員(人數)	discrete	numeric-8.0	177	2986	-

#	Name	Label	Type	Format	Valid	Invalid	Question
153	b3_38	二,(減少部分工時員工)車,船,機上服務人員(人數)	discrete	numeric-8.0	177	2986	-
154	b3_39	二,(減少部分工時員工)導遊及領隊(人數)	discrete	numeric-8.0	177	2986	-
155	b3_40	二,(減少部分工時員工)廚師(人數)	discrete	numeric-8.0	177	2986	-
156	b3_41	二,(減少部分工時員工)餐飲服務員(人數)	discrete	numeric-8.0	177	2986	-
157	b3_42	二,(減少部分工時員工)商店銷售有關人員及展售說明人員(人數)	discrete	numeric-8.0	177	2986	-
158	b3_43	二,(減少部分工時員工)電話及網路行銷人員(人數)	discrete	numeric-8.0	177	2986	-
159	b3_44	二,(減少部分工時員工)健康照顧人員,陪病人員(人數)	discrete	numeric-8.0	177	2986	-
160	b3_45	二,(減少部分工時員工)保全(含建築物管理員)(人數)	discrete	numeric-8.0	177	2986	-
161	b3_46	二,(減少部分工時員工)其他服務及銷售工作人員(人數)	discrete	numeric-8.0	177	2986	-
162	b3_47	二,(減少部分工時員工)營建及有關工作人員(人數)	discrete	numeric-8.0	177	2986	-
163	b3_48	二,(減少部分工時員工)品質檢查人員(人數)	discrete	numeric-8.0	177	2986	-
164	b3_49	二,(減少部分工時員工)維修技術類工作人員(人數)	discrete	numeric-8.0	177	2986	-
165	b3_50	二,(減少部分工時員工)操作技術類工作人員(人數)	discrete	numeric-8.0	177	2986	-
166	b3_51	二,(減少部分工時員工)組裝人員(人數)	discrete	numeric-8.0	177	2986	-
167	b3_52	二,(減少部分工時員工)駕駛及移運設備操作人員(人數)	discrete	numeric-8.0	177	2986	-
168	b3_53	二,(減少部分工時員工)其他技藝,機械設備操作及組裝人員(人數)	discrete	numeric-8.0	177	2986	-
169	b3_54	二,(減少部分工時員工)清潔工(人數)	discrete	numeric-8.0	177	2986	-
170	b3_55	二,(減少部分工時員工)勞力工(人數)	discrete	numeric-8.0	177	2986	-
171	b3_56	二,(減少部分工時員工)其他基層技術工及勞力工(人數)	discrete	numeric-8.0	177	2986	-
172	b4_0	二,(減少他公司派遣人力)主管及經理人員(人數)	discrete	numeric-8.0	177	2986	-
173	b4_1	二,(減少他公司派遣人力)生產管理,品質管制工程師(人數)	discrete	numeric-8.0	177	2986	-
174	b4_2	二,(減少他公司派遣人力)製程工程師(人數)	discrete	numeric-8.0	177	2986	-

#	Name	Label	Type	Format	Valid	Invalid	Question
175	b4_3	二,(減少他公司派遣人力)環衛工程師(人數)	discrete	numeric-8.0	177	2986	-
176	b4_4	二,(減少他公司派遣人力)機械,化工,紡織,食品等工程師及研發人員(人數)	discrete	numeric-8.0	177	2986	-
177	b4_5	二,(減少他公司派遣人力)電科技工程師(人數)	discrete	numeric-8.0	177	2986	-
178	b4_6	二,(減少他公司派遣人力)營建,製圖,測量等專業人員(人數)	discrete	numeric-8.0	177	2986	-
179	b4_7	二,(減少他公司派遣人力)設計專業人員(人數)	discrete	numeric-8.0	177	2986	-
180	b4_8	二,(減少他公司派遣人力)醫療保健專業人員(人數)	discrete	numeric-8.0	177	2986	-
181	b4_9	二,(減少他公司派遣人力)會計專業人員(人數)	discrete	numeric-8.0	177	2986	-
182	b4_10	二,(減少他公司派遣人力)財務,保險,金融,投資等專業人員(人數)	discrete	numeric-8.0	177	2986	-
183	b4_11	二,(減少他公司派遣人力)人力資源專業人員(人數)	discrete	numeric-8.0	177	2986	-
184	b4_12	二,(減少他公司派遣人力)企劃,行銷,公關等專業人員(人數)	discrete	numeric-8.0	177	2986	-
185	b4_13	二,(減少他公司派遣人力)軟體,程式,網路,系統,資料庫等資訊專業人員(人數)	discrete	numeric-8.0	177	2986	-
186	b4_14	二,(減少他公司派遣人力)法務專業人員(人數)	discrete	numeric-8.0	177	2986	-
187	b4_15	二,(減少他公司派遣人力)其他專業人員(人數)	discrete	numeric-8.0	177	2986	-
188	b4_16	二,(減少他公司派遣人力)營建工程,製圖技術員(人數)	discrete	numeric-8.0	177	2986	-
189	b4_17	二,(減少他公司派遣人力)電機,電子工程技術員(人數)	discrete	numeric-8.0	177	2986	-
190	b4_18	二,(減少他公司派遣人力)機械,化工,紡織,食品等技術員(人數)	discrete	numeric-8.0	177	2986	-
191	b4_19	二,(減少他公司派遣人力)生產管理技術員,品質管制技術員(人數)	discrete	numeric-8.0	177	2986	-
192	b4_20	二,(減少他公司派遣人力)製程控制技術員(人數)	discrete	numeric-8.0	177	2986	-
193	b4_21	二,(減少他公司派遣人力)製造,營造監督人員(人數)	discrete	numeric-8.0	177	2986	-
194	b4_22	二,(減少他公司派遣人力)醫療保健助理專業人員(人數)	discrete	numeric-8.0	177	2986	-
195	b4_23	二,(減少他公司派遣人力)環衛類技術員(含勞工安全類人員)(人數)	discrete	numeric-8.0	177	2986	-

#	Name	Label	Type	Format	Valid	Invalid	Question
196	b4_24	二,(減少他公司派遣人力)財務,金融等助理人員(人數)	discrete	numeric-8.0	177	2986	-
197	b4_25	二,(減少他公司派遣人力)會計助理人員(人數)	discrete	numeric-8.0	177	2986	-
198	b4_26	二,(減少他公司派遣人力)業務銷售,貿易助理專業人員(人數)	discrete	numeric-8.0	177	2986	-
199	b4_27	二,(減少他公司派遣人力)採購員(人數)	discrete	numeric-8.0	177	2986	-
200	b4_28	二,(減少他公司派遣人力)人力資源助理專業人員(人數)	discrete	numeric-8.0	177	2986	-
201	b4_29	二,(減少他公司派遣人力)不動產經紀人(人數)	discrete	numeric-8.0	177	2986	-
202	b4_30	二,(減少他公司派遣人力)法務助理人員(人數)	discrete	numeric-8.0	177	2986	-
203	b4_31	二,(減少他公司派遣人力)資訊及通訊傳播技術員(人數)	discrete	numeric-8.0	177	2986	-
204	b4_32	二,(減少他公司派遣人力)其他技術員及助理專業人員(人數)	discrete	numeric-8.0	177	2986	-
205	b4_33	二,(減少他公司派遣人力)一般及文書事務人員(人數)	discrete	numeric-8.0	177	2986	-
206	b4_34	二,(減少他公司派遣人力)顧客服務事務人員(人數)	discrete	numeric-8.0	177	2986	-
207	b4_35	二,(減少他公司派遣人力)會計,生產,運輸事務人員(人數)	discrete	numeric-8.0	177	2986	-
208	b4_36	二,(減少他公司派遣人力)人事(人數)	discrete	numeric-8.0	177	2986	-
209	b4_37	二,(減少他公司派遣人力)其他事務支援人員(人數)	discrete	numeric-8.0	177	2986	-
210	b4_38	二,(減少他公司派遣人力)車,船,機上服務人員(人數)	discrete	numeric-8.0	177	2986	-
211	b4_39	二,(減少他公司派遣人力)導遊及領隊(人數)	discrete	numeric-8.0	177	2986	-
212	b4_40	二,(減少他公司派遣人力)廚師(人數)	discrete	numeric-8.0	177	2986	-
213	b4_41	二,(減少他公司派遣人力)餐飲服務員(人數)	discrete	numeric-8.0	177	2986	-
214	b4_42	二,(減少他公司派遣人力)商店銷售有關人員及展售說明人員(人數)	discrete	numeric-8.0	177	2986	-
215	b4_43	二,(減少他公司派遣人力)電話及網路行銷人員(人數)	discrete	numeric-8.0	177	2986	-
216	b4_44	二,(減少他公司派遣人力)健康照顧人員,陪病人員(人數)	discrete	numeric-8.0	177	2986	-

#	Name	Label	Type	Format	Valid	Invalid	Question
217	b4_45	二,(減少他公司派遣人力)保全(含建築物管理員)(人數)	discrete	numeric-8.0	177	2986	-
218	b4_46	二,(減少他公司派遣人力)其他服務及銷售工作人員(人數)	discrete	numeric-8.0	177	2986	-
219	b4_47	二,(減少他公司派遣人力)營建及有關工作人員(人數)	discrete	numeric-8.0	177	2986	-
220	b4_48	二,(減少他公司派遣人力)品質檢查人員(人數)	discrete	numeric-8.0	177	2986	-
221	b4_49	二,(減少他公司派遣人力)維修技術類工作人員(人數)	discrete	numeric-8.0	177	2986	-
222	b4_50	二,(減少他公司派遣人力)操作技術類工作人員(人數)	discrete	numeric-8.0	177	2986	-
223	b4_51	二,(減少他公司派遣人力)組裝人員(人數)	discrete	numeric-8.0	177	2986	-
224	b4_52	二,(減少他公司派遣人力)駕駛及移運設備操作人員(人數)	discrete	numeric-8.0	177	2986	-
225	b4_53	二,(減少他公司派遣人力)其他技藝,機械設備操作及組裝人員(人數)	discrete	numeric-8.0	177	2986	-
226	b4_54	二,(減少他公司派遣人力)清潔工(人數)	discrete	numeric-8.0	177	2986	-
227	b4_55	二,(減少他公司派遣人力)勞力工(人數)	discrete	numeric-8.0	177	2986	-
228	b4_56	二,(減少他公司派遣人力)其他基層技術工及勞力工(人數)	discrete	numeric-8.0	177	2986	-

# Variables Description

Dataset contains 636 variable(s)

**File : data107s03**

# id: 樣本編號

**Information** [Type= continuous] [Format=numeric] [Range= 7310001-7326065] [Missing=\*]**Statistics [NW/ W]** [Valid=3163 /-] [Invalid=0 /-] [Mean=7317123.923 /-] [StdDev=6511.088 /-]

# ind: 一, 大行業別

**Information** [Type= discrete] [Format=numeric] [Range= 1-14] [Missing=\*]**Statistics [NW/ W]** [Valid=3163 /-] [Invalid=0 /-]

Value	Label	Cases	Percentage
1	製造業	1475	46.6%
2	汙染整治業	0	
3	營造業	132	4.2%
4	批發及零售業	482	15.2%
5	運輸及倉儲業	120	3.8%
6	住宿及餐飲業	191	6.0%
7	資訊及通訊傳播業	132	4.2%
8	金融及保險業	106	3.4%
9	不動產業	27	0.9%
10	專業、科學及技術服務業	131	4.1%
11	支援服務業	202	6.4%
12	醫療保健及社會工作服務業	92	2.9%
13	藝術、娛樂及休閒服務業	47	1.5%
14	其他服務業	26	0.8%

*Warning: these figures indicate the number of cases found in the data file. They cannot be interpreted as summary statistics of the population of interest.*

# scale: 規模代號(1~4)

**Information** [Type= discrete] [Format=numeric] [Range= 1-4] [Missing=\*]**Statistics [NW/ W]** [Valid=3163 /-] [Invalid=0 /-]

Value	Label	Cases	Percentage
1	30~99人	2207	69.8%
2	100~199人	419	13.2%
3	200~499人	303	9.6%
4	500人以上	234	7.4%

*Warning: these figures indicate the number of cases found in the data file. They cannot be interpreted as summary statistics of the population of interest.*

# w: 權數

**Information** [Type= continuous] [Format=numeric] [Range= 1-51] [Missing=\*]**Statistics [NW/ W]** [Valid=3163 /-] [Invalid=0 /-] [Mean=9.96 /-] [StdDev=3.199 /-]

# w\_change: 推估後淨增減(人數)

**Information** [Type= continuous] [Format=numeric] [Range= -780-800] [Missing=\*]**Statistics [NW/ W]** [Valid=3163 /-] [Invalid=0 /-] [Mean=11.785 /-] [StdDev=56.09 /-]

# w\_often: 推估後淨經常(人數)

**Information** [Type= continuous] [Format=numeric] [Range= -600-800] [Missing=\*]**Statistics [NW/ W]** [Valid=3163 /-] [Invalid=0 /-] [Mean=12.676 /-] [StdDev=47.699 /-]

# w\_temp: 推估後淨臨時(人數)

**Information** [Type= continuous] [Format=numeric] [Range= -780-160] [Missing=\*]

## File : data107s03

### # w\_temp: 推估後淨臨時(人數)

Statistics [NW/ W] [Valid=3163 /-] [Invalid=0 /-] [Mean=-0.837 /-] [StdDev=20.399 /-]

### # w\_part: 推估後淨部分(人數)

Information [Type= continuous] [Format=numeric] [Range= -270-210] [Missing=\*]

Statistics [NW/ W] [Valid=3163 /-] [Invalid=0 /-] [Mean=-0.126 /-] [StdDev=13.241 /-]

### # w\_cont: 推估後淨派遣(人數)

Information [Type= continuous] [Format=numeric] [Range= -300-320] [Missing=\*]

Statistics [NW/ W] [Valid=3163 /-] [Invalid=0 /-] [Mean=0.0721 /-] [StdDev=9.733 /-]

### # change: 淨增減(人數)

Information [Type= continuous] [Format=numeric] [Range= -400-800] [Missing=\*]

Statistics [NW/ W] [Valid=3163 /-] [Invalid=0 /-] [Mean=1.974 /-] [StdDev=22.522 /-]

### # often: 淨經常(人數)

Information [Type= continuous] [Format=numeric] [Range= -400-800] [Missing=\*]

Statistics [NW/ W] [Valid=3163 /-] [Invalid=0 /-] [Mean=2.029 /-] [StdDev=21.179 /-]

### # temp: 淨臨時(人數)

Information [Type= continuous] [Format=numeric] [Range= -200-20] [Missing=\*]

Statistics [NW/ W] [Valid=3163 /-] [Invalid=0 /-] [Mean=-0.163 /-] [StdDev=4.608 /-]

### # part: 淨部分(人數)

Information [Type= continuous] [Format=numeric] [Range= -30-70] [Missing=\*]

Statistics [NW/ W] [Valid=3163 /-] [Invalid=0 /-] [Mean=0.0218 /-] [StdDev=2.048 /-]

### # cont: 淨派遣(人數)

Information [Type= continuous] [Format=numeric] [Range= -20-250] [Missing=\*]

Statistics [NW/ W] [Valid=3163 /-] [Invalid=0 /-] [Mean=0.0869 /-] [StdDev=4.545 /-]

### # i\_often: 二, (a)總計各職類人力預計增加經常性僱用員工

Information [Type= continuous] [Format=numeric] [Range= 0-800] [Missing=\*]

Statistics [NW/ W] [Valid=3163 /-] [Invalid=0 /-] [Mean=2.36 /-] [StdDev=19.756 /-]

### # i\_temp: 二, (b)總計各職類人力預計增加臨時性員工

Information [Type= discrete] [Format=numeric] [Range= 0-20] [Missing=\*]

Statistics [NW/ W] [Valid=3163 /-] [Invalid=0 /-] [Mean=0.0487 /-] [StdDev=0.77 /-]

Value	Label	Cases	Percentage
0		3136	99.1%
1		6	0.2%
2		6	0.2%
3		4	0.1%
4		1	0.0%
5		3	0.1%
10		3	0.1%
15		1	0.0%
20		3	0.1%

Warning: these figures indicate the number of cases found in the data file. They cannot be interpreted as summary statistics of the population of interest.



## File : data107s03

# **i\_part**: 二, (c)總計各職類人力預計增加部分工時員工

**Information** [Type= continuous] [Format=numeric] [Range= 0-70] [Missing=\*]

**Statistics [NW/ W]** [Valid=3163 /-] [Invalid=0 /-] [Mean=0.119 /-] [StdDev=1.731 /-]

# **i\_cont**: 二, (d)總計各職類人力預計增加派遣人力

**Information** [Type= continuous] [Format=numeric] [Range= 0-250] [Missing=\*]

**Statistics [NW/ W]** [Valid=3163 /-] [Invalid=0 /-] [Mean=0.106 /-] [StdDev=4.521 /-]

# **d\_often**: 二, (e)總計各職類人力預計減少經常性員工

**Information** [Type= continuous] [Format=numeric] [Range= 0-400] [Missing=\*]

**Statistics [NW/ W]** [Valid=3163 /-] [Invalid=0 /-] [Mean=0.331 /-] [StdDev=7.533 /-]

# **d\_temp**: 二, (f)總計各職類人力預計減少臨時員工

**Information** [Type= continuous] [Format=numeric] [Range= 0-200] [Missing=\*]

**Statistics [NW/ W]** [Valid=3163 /-] [Invalid=0 /-] [Mean=0.212 /-] [StdDev=4.541 /-]

# **d\_part**: 二, (g)總計各職類人力預計減少部分工時員工

**Information** [Type= continuous] [Format=numeric] [Range= 0-30] [Missing=\*]

**Statistics [NW/ W]** [Valid=3163 /-] [Invalid=0 /-] [Mean=0.0971 /-] [StdDev=1.084 /-]

# **d\_cont**: 二, (h)總計各職類人力預計減少派遣人力

**Information** [Type= discrete] [Format=numeric] [Range= 0-20] [Missing=\*]

**Statistics [NW/ W]** [Valid=3163 /-] [Invalid=0 /-] [Mean=0.019 /-] [StdDev=0.466 /-]

Value	Label	Cases	Percentage
0		3155	99.7%
2		1	0.0%
3		1	0.0%
5		3	0.1%
10		2	0.1%
20		1	0.0%

*Warning: these figures indicate the number of cases found in the data file. They cannot be interpreted as summary statistics of the population of interest.*

# **i\_manage**: 二, 主管及經理人員增加總數

**Information** [Type= discrete] [Format=numeric] [Range= 0-2] [Missing=\*]

**Statistics [NW/ W]** [Valid=3163 /-] [Invalid=0 /-] [Mean=0.00443 /-] [StdDev=0.0753 /-]

Value	Label	Cases	Percentage
0		3151	99.6%
1		10	0.3%
2		2	0.1%

*Warning: these figures indicate the number of cases found in the data file. They cannot be interpreted as summary statistics of the population of interest.*

# **i\_pro**: 二, 專業人員增加總數

**Information** [Type= continuous] [Format=numeric] [Range= 0-45] [Missing=\*]

**Statistics [NW/ W]** [Valid=3163 /-] [Invalid=0 /-] [Mean=0.169 /-] [StdDev=1.431 /-]

# **i\_tech**: 二, 技術員及助理專業人員增加總數

**Information** [Type= continuous] [Format=numeric] [Range= 0-757] [Missing=\*]

**Statistics [NW/ W]** [Valid=3163 /-] [Invalid=0 /-] [Mean=0.957 /-] [StdDev=17.514 /-]

**File : data107s03**# **i\_work**: 二, 事務支援人員增加總數**Information** [Type= continuous] [Format=numeric] [Range= 0-50] [Missing=\*]**Statistics [NW/ W]** [Valid=3163 /-] [Invalid=0 /-] [Mean=0.142 /-] [StdDev=1.428 /-]# **i\_serve**: 二, 服務及銷售工作人員增加總數**Information** [Type= continuous] [Format=numeric] [Range= 0-96] [Missing=\*]**Statistics [NW/ W]** [Valid=3163 /-] [Invalid=0 /-] [Mean=0.451 /-] [StdDev=3.677 /-]# **i\_skill**: 二, 技藝, 機械設備操作及組裝人員增加總數**Information** [Type= continuous] [Format=numeric] [Range= 0-250] [Missing=\*]**Statistics [NW/ W]** [Valid=3163 /-] [Invalid=0 /-] [Mean=0.727 /-] [StdDev=5.829 /-]# **i\_basic**: 二, 基層技術工及勞力工增加總數**Information** [Type= continuous] [Format=numeric] [Range= 0-45] [Missing=\*]**Statistics [NW/ W]** [Valid=3163 /-] [Invalid=0 /-] [Mean=0.182 /-] [StdDev=1.606 /-]# **d\_manage**: 二, 主管及經理人員減少總數**Information** [Type= discrete] [Format=numeric] [Range= 0-2] [Missing=\*]**Statistics [NW/ W]** [Valid=3163 /-] [Invalid=0 /-] [Mean=0.000632 /-] [StdDev=0.0356 /-]

Value	Label	Cases	Percentage
0		3162	100.0%
2		1	0.0%

*Warning: these figures indicate the number of cases found in the data file. They cannot be interpreted as summary statistics of the population of interest.*# **d\_pro**: 二, 專業人員減少總數**Information** [Type= discrete] [Format=numeric] [Range= 0-6] [Missing=\*]**Statistics [NW/ W]** [Valid=3163 /-] [Invalid=0 /-] [Mean=0.00411 /-] [StdDev=0.122 /-]

Value	Label	Cases	Percentage
0		3157	99.8%
1		3	0.1%
2		2	0.1%
6		1	0.0%

*Warning: these figures indicate the number of cases found in the data file. They cannot be interpreted as summary statistics of the population of interest.*# **d\_tech**: 二, 技術員及助理專業人員減少總數**Information** [Type= discrete] [Format=numeric] [Range= 0-10] [Missing=\*]**Statistics [NW/ W]** [Valid=3163 /-] [Invalid=0 /-] [Mean=0.00917 /-] [StdDev=0.217 /-]

Value	Label	Cases	Percentage
0		3153	99.7%
1		3	0.1%
2		3	0.1%
3		2	0.1%
4		1	0.0%
10		1	0.0%

*Warning: these figures indicate the number of cases found in the data file. They cannot be interpreted as summary statistics of the population of interest.*# **d\_work**: 二, 事務人員減少總數**Information** [Type= continuous] [Format=numeric] [Range= 0-40] [Missing=\*]

## File : data107s03

# d\_work: 二, 事務人員減少總數

Statistics [NW/ W] [Valid=3163 /-] [Invalid=0 /-] [Mean=0.0411 /-] [StdDev=0.877 /-]

# d\_serve: 二, 服務及銷售工作人員減少總數

Information [Type= continuous] [Format=numeric] [Range= 0-400] [Missing=\*]

Statistics [NW/ W] [Valid=3163 /-] [Invalid=0 /-] [Mean=0.303 /-] [StdDev=8.005 /-]

# d\_skill: 二, 技藝, 機械設備操作及組裝人員減少總數

Information [Type= continuous] [Format=numeric] [Range= 0-100] [Missing=\*]

Statistics [NW/ W] [Valid=3163 /-] [Invalid=0 /-] [Mean=0.16 /-] [StdDev=2.49 /-]

# d\_basic: 二, 基層技術工及勞力工減少總數

Information [Type= continuous] [Format=numeric] [Range= 0-120] [Missing=\*]

Statistics [NW/ W] [Valid=3163 /-] [Invalid=0 /-] [Mean=0.141 /-] [StdDev=2.599 /-]

# q2\_1: 二, 貴公司107年10月底各職類人力預計較107年7月底增減情形: 增加僱用

Information [Type= discrete] [Format=numeric] [Range= 0-1] [Missing=\*]

Statistics [NW/ W] [Valid=3163 /-] [Invalid=0 /-]

Value	Label	Cases	Percentage
0	無選擇	2337	73.9%
1	有選擇	826	26.1%

Warning: these figures indicate the number of cases found in the data file. They cannot be interpreted as summary statistics of the population of interest.

# q2\_2: 二, 貴公司107年10月底各職類人力預計較107年7月底增減情形: 減少僱用

Information [Type= discrete] [Format=numeric] [Range= 0-1] [Missing=\*]

Statistics [NW/ W] [Valid=3163 /-] [Invalid=0 /-]

Value	Label	Cases	Percentage
0	無選擇	2986	94.4%
1	有選擇	177	5.6%

Warning: these figures indicate the number of cases found in the data file. They cannot be interpreted as summary statistics of the population of interest.

# q2\_3: 二, 貴公司107年10月底各職類人力預計較107年7月底增減情形: 不變

Information [Type= discrete] [Format=numeric] [Range= 0-1] [Missing=\*]

Statistics [NW/ W] [Valid=3163 /-] [Invalid=0 /-]

Value	Label	Cases	Percentage
0	無選擇	1141	36.1%
1	有選擇	2022	63.9%

Warning: these figures indicate the number of cases found in the data file. They cannot be interpreted as summary statistics of the population of interest.

# q2\_4: 二, 貴公司107年10月底各職類人力預計較107年7月底增減情形: 不確定, 無法評估

Information [Type= discrete] [Format=numeric] [Range= 0-1] [Missing=\*]

Statistics [NW/ W] [Valid=3163 /-] [Invalid=0 /-]

Value	Label	Cases	Percentage
0	無選擇	3016	95.4%
1	有選擇	147	4.6%

Warning: these figures indicate the number of cases found in the data file. They cannot be interpreted as summary statistics of the population of interest.

## File : data107s03

# q2\_1\_1: 二, 貴公司107年10月底各職類人力預計較107年7月底增減情形: 增加總人數

**Information** [Type= continuous] [Format=numeric] [Range= 0-800] [Missing=\*]

**Statistics [NW/ W]** [Valid=3163 /-] [Invalid=0 /-] [Mean=2.634 /-] [StdDev=20.613 /-]

# q2\_2\_1: 二, 貴公司107年10月底各職類人力預計較107年7月底增減情形: 減少總人數

**Information** [Type= continuous] [Format=numeric] [Range= 0-400] [Missing=\*]

**Statistics [NW/ W]** [Valid=3163 /-] [Invalid=0 /-] [Mean=0.659 /-] [StdDev=8.886 /-]

# tra\_01: 二, 總計各職類人力增加原因(選擇一): 退離者之補充

**Information** [Type= discrete] [Format=numeric] [Range= 0-1] [Missing=\*]

**Statistics [NW/ W]** [Valid=826 /-] [Invalid=2337 /-]

Value	Label	Cases	Percentage
0	無選擇	517	62.6%
1	有選擇	309	37.4%
Systemmiss		2337	

*Warning: these figures indicate the number of cases found in the data file. They cannot be interpreted as summary statistics of the population of interest.*

# tra\_02: 二, 總計各職類人力增加原因(選擇二): 即將進入本產業旺季

**Information** [Type= discrete] [Format=numeric] [Range= 0-1] [Missing=\*]

**Statistics [NW/ W]** [Valid=826 /-] [Invalid=2337 /-]

Value	Label	Cases	Percentage
0	無選擇	815	98.7%
1	有選擇	11	1.3%
Systemmiss		2337	

*Warning: these figures indicate the number of cases found in the data file. They cannot be interpreted as summary statistics of the population of interest.*

# tra\_03: 二, 總計各職類人力增加原因(選擇三): 預期景氣好轉

**Information** [Type= discrete] [Format=numeric] [Range= 0-1] [Missing=\*]

**Statistics [NW/ W]** [Valid=826 /-] [Invalid=2337 /-]

Value	Label	Cases	Percentage
0	無選擇	797	96.5%
1	有選擇	29	3.5%
Systemmiss		2337	

*Warning: these figures indicate the number of cases found in the data file. They cannot be interpreted as summary statistics of the population of interest.*

# tra\_04: 二, 總計各職類人力增加原因(選擇四): 需求市場擴大(含設備或部門擴充)

**Information** [Type= discrete] [Format=numeric] [Range= 0-1] [Missing=\*]

**Statistics [NW/ W]** [Valid=826 /-] [Invalid=2337 /-]

Value	Label	Cases	Percentage
0	無選擇	537	65.0%
1	有選擇	289	35.0%
Systemmiss		2337	

*Warning: these figures indicate the number of cases found in the data file. They cannot be interpreted as summary statistics of the population of interest.*

# tra\_05: 二, 總計各職類人力增加原因(選擇五): 長期缺工

**Information** [Type= discrete] [Format=numeric] [Range= 0-1] [Missing=\*]

**Statistics [NW/ W]** [Valid=826 /-] [Invalid=2337 /-]

## File : data107s03

# tra\_05: 二, 總計各職類人力增加原因(選擇五): 長期缺工

Value	Label	Cases	Percentage
0	無選擇	691	83.7%
1	有選擇	135	16.3%
Sysmiss		2337	

Warning: these figures indicate the number of cases found in the data file. They cannot be interpreted as summary statistics of the population of interest.

# tra\_06: 二, 總計各職類人力增加原因(選擇六): 提升勞動條件

<b>Information</b>	[Type= discrete] [Format=numeric] [Range= 0-1] [Missing=*]
<b>Statistics [NW/ W]</b>	[Valid=826 /-] [Invalid=2337 /-]

Value	Label	Cases	Percentage
0	無選擇	685	82.9%
1	有選擇	141	17.1%
Sysmiss		2337	

Warning: these figures indicate the number of cases found in the data file. They cannot be interpreted as summary statistics of the population of interest.

# tra\_07: 二, 總計各職類人力增加原因(選擇七): 提高市占率

<b>Information</b>	[Type= discrete] [Format=numeric] [Range= 0-1] [Missing=*]
<b>Statistics [NW/ W]</b>	[Valid=826 /-] [Invalid=2337 /-]

Value	Label	Cases	Percentage
0	無選擇	783	94.8%
1	有選擇	43	5.2%
Sysmiss		2337	

Warning: these figures indicate the number of cases found in the data file. They cannot be interpreted as summary statistics of the population of interest.

# tra\_08: 二, 總計各職類人力增加原因(選擇八): 其他

<b>Information</b>	[Type= discrete] [Format=numeric] [Range= 0-1] [Missing=*]
<b>Statistics [NW/ W]</b>	[Valid=826 /-] [Invalid=2337 /-]

Value	Label	Cases	Percentage
0	無選擇	814	98.5%
1	有選擇	12	1.5%
Sysmiss		2337	

Warning: these figures indicate the number of cases found in the data file. They cannot be interpreted as summary statistics of the population of interest.

# tra_0_1: 二, 總計各職類人力增加: 補充總數(人數)			
<b>Information</b>		[Type= continuous] [Format=numeric] [Range= 1-80] [Missing=*]	
<b>Statistics [NW/ W]</b>		[Valid=309 /-] [Invalid=2854 /-] [Mean=4.256 /-] [StdDev=7.23 /-]	
# tra_0_2: 二, 總計各職類人力增加: 現缺總數			
<b>Information</b>		[Type= continuous] [Format=numeric] [Range= 1-80] [Missing=*]	
<b>Statistics [NW/ W]</b>		[Valid=309 /-] [Invalid=2854 /-] [Mean=4.256 /-] [StdDev=7.23 /-]	
# tra_0_3: 二, 總計各職類人力增加: 預估缺總數			
<b>Information</b>		[Type= discrete] [Format=numeric] [Range= 0-0] [Missing=*]	
<b>Statistics [NW/ W]</b>		[Valid=309 /-] [Invalid=2854 /-] [Mean=0 /-] [StdDev=0 /-]	
Value	Label	Cases	Percentage
0		309	 100.0%
Sysmiss		2854	
<i>Warning: these figures indicate the number of cases found in the data file. They cannot be interpreted as summary statistics of the population of interest.</i>			
# tra_08_1: 二, 總計各職類人力增加原因: 其他說明			
<b>Information</b>		[Type= discrete] [Format=character] [Missing=*]	
<b>Statistics [NW/ W]</b>		[Valid=15 /-] [Invalid=0 /-]	
Value	Label	Cases	Percentage
儲備人力		1	 6.7%
儲備人員		3	 20.0%
儲備幹部		1	 6.7%
因員工生產留職停薪, 需增加人員遞補, 待員工生產完復職後則離開。		1	 6.7%
因應既有訂單		1	 6.7%
因應既有訂單/ 工作量		1	 6.7%
增聘人力因應已承接之開發專案, 完成後不續聘。		1	 6.7%
產學合作, 提供實習機會		1	 6.7%
確認: 接到新案需派駐		1	 6.7%
確認: 新增門市, 服務人員雇用型態即為部分工時型態。		1	 6.7%
確認: 有新增加案子		1	 6.7%
確認: 門市聘用人力擴增, 包含正職及兼職人員。		1	 6.7%
確認: 開新路線		1	 6.7%
<i>Warning: these figures indicate the number of cases found in the data file. They cannot be interpreted as summary statistics of the population of interest.</i>			

# ra_01: 二, 主管人力增加原因(選擇一): 退離者之補充			
<b>Information</b>		[Type= discrete] [Format=numeric] [Range= 0-1] [Missing=*]	
<b>Statistics [NW/ W]</b>		[Valid=826 /-] [Invalid=2337 /-]	
Value	Label	Cases	Percentage
0	無選擇	819	99.2%
1	有選擇	7	0.8%
System		2337	
<i>Warning: these figures indicate the number of cases found in the data file. They cannot be interpreted as summary statistics of the population of interest.</i>			
# ra_02: 二, 主管人力增加原因(選擇二): 即將進入本產業旺季			
<b>Information</b>		[Type= discrete] [Format=numeric] [Range= 0-1] [Missing=*]	
<b>Statistics [NW/ W]</b>		[Valid=826 /-] [Invalid=2337 /-]	
Value	Label	Cases	Percentage
0	無選擇	826	100.0%
1	有選擇	0	
System		2337	
<i>Warning: these figures indicate the number of cases found in the data file. They cannot be interpreted as summary statistics of the population of interest.</i>			
# ra_03: 二, 主管人力增加原因(選擇三): 預期景氣好轉			
<b>Information</b>		[Type= discrete] [Format=numeric] [Range= 0-1] [Missing=*]	
<b>Statistics [NW/ W]</b>		[Valid=826 /-] [Invalid=2337 /-]	
Value	Label	Cases	Percentage
0	無選擇	826	100.0%
1	有選擇	0	
System		2337	
<i>Warning: these figures indicate the number of cases found in the data file. They cannot be interpreted as summary statistics of the population of interest.</i>			
# ra_04: 二, 主管人力增加原因(選擇四): 需求市場擴大(含設備或部門擴充)			
<b>Information</b>		[Type= discrete] [Format=numeric] [Range= 0-1] [Missing=*]	
<b>Statistics [NW/ W]</b>		[Valid=826 /-] [Invalid=2337 /-]	
Value	Label	Cases	Percentage
0	無選擇	821	99.4%
1	有選擇	5	0.6%
System		2337	
<i>Warning: these figures indicate the number of cases found in the data file. They cannot be interpreted as summary statistics of the population of interest.</i>			
# ra_05: 二, 主管人力增加原因(選擇五): 長期缺工			
<b>Information</b>		[Type= discrete] [Format=numeric] [Range= 0-1] [Missing=*]	
<b>Statistics [NW/ W]</b>		[Valid=826 /-] [Invalid=2337 /-]	
Value	Label	Cases	Percentage
0	無選擇	826	100.0%
1	有選擇	0	
System		2337	
<i>Warning: these figures indicate the number of cases found in the data file. They cannot be interpreted as summary statistics of the population of interest.</i>			
# ra_06: 二, 主管人力增加原因(選擇六): 提升勞動條件			
<b>Information</b>		[Type= discrete] [Format=numeric] [Range= 0-1] [Missing=*]	
<b>Statistics [NW/ W]</b>		[Valid=826 /-] [Invalid=2337 /-]	

# ra\_06: 二, 主管人力增加原因(選擇六): 提升勞動條件

Value	Label	Cases	Percentage
0	無選擇	826	100.0%
1	有選擇	0	
Sysmiss		2337	

Warning: these figures indicate the number of cases found in the data file. They cannot be interpreted as summary statistics of the population of interest.

# ra\_07: 二, 主管人力增加原因(選擇七): 提高市占率

<b>Information</b>	[Type= discrete] [Format=numeric] [Range= 0-1] [Missing=*]
<b>Statistics [NW/ W]</b>	[Valid=826 /-] [Invalid=2337 /-]

Value	Label	Cases	Percentage
0	無選擇	825	99.9%
1	有選擇	1	0.1%
Sysmiss		2337	

Warning: these figures indicate the number of cases found in the data file. They cannot be interpreted as summary statistics of the population of interest.

# ra\_08: 二, 主管人力增加原因(選擇八): 其他

<b>Information</b>	[Type= discrete] [Format=numeric] [Range= 0-1] [Missing=*]
<b>Statistics [NW/ W]</b>	[Valid=826 /-] [Invalid=2337 /-]

Value	Label	Cases	Percentage
0	無選擇	826	100.0%
1	有選擇	0	
Sysmiss		2337	

Warning: these figures indicate the number of cases found in the data file. They cannot be interpreted as summary statistics of the population of interest.

# ra\_0\_1: 二, 主管人力增加: 補充總數

<b>Information</b>	[Type= discrete] [Format=numeric] [Range= 1-2] [Missing=*]
<b>Statistics [NW/ W]</b>	[Valid=7 /-] [Invalid=3156 /-] [Mean=1.143 /-] [StdDev=0.378 /-]

Value	Label	Cases	Percentage
1		6	85.7%
2		1	14.3%
Sysmiss		3156	

Warning: these figures indicate the number of cases found in the data file. They cannot be interpreted as summary statistics of the population of interest.

# ra\_0\_2: 二, 主管人力增加: 現缺總數

<b>Information</b>	[Type= discrete] [Format=numeric] [Range= 1-2] [Missing=*]
<b>Statistics [NW/ W]</b>	[Valid=7 /-] [Invalid=3156 /-] [Mean=1.143 /-] [StdDev=0.378 /-]

Value	Label	Cases	Percentage
1		6	85.7%
2		1	14.3%
Sysmiss		3156	

Warning: these figures indicate the number of cases found in the data file. They cannot be interpreted as summary statistics of the population of interest.

# ra\_0\_3: 二, 主管人力增加: 預估缺總數

<b>Information</b>	[Type= discrete] [Format=numeric] [Range= 0-0] [Missing=*]
<b>Statistics [NW/ W]</b>	[Valid=7 /-] [Invalid=3156 /-] [Mean=0 /-] [StdDev=0 /-]

Value	Label	Cases	Percentage
0		7	100.0%



# ra_0_3: 二, 主管人力增加: 預估缺總數			
Value	Label	Cases	Percentage
Sysmiss		3156	
<i>Warning: these figures indicate the number of cases found in the data file. They cannot be interpreted as summary statistics of the population of interest.</i>			
# ra_11: 二, 專業人員人力增加原因(選擇一): 退離者之補充			
<b>Information</b>		[Type= discrete] [Format=numeric] [Range= 0-1] [Missing=*]	
<b>Statistics [NW/ W]</b>		[Valid=826 /-] [Invalid=2337 /-]	
Value	Label	Cases	Percentage
0	無選擇	779	94.3%
1	有選擇	47	5.7%
Sysmiss		2337	
<i>Warning: these figures indicate the number of cases found in the data file. They cannot be interpreted as summary statistics of the population of interest.</i>			
# ra_12: 二, 專業人員人力增加原因(選擇二): 即將進入本產業旺季			
<b>Information</b>		[Type= discrete] [Format=numeric] [Range= 0-1] [Missing=*]	
<b>Statistics [NW/ W]</b>		[Valid=826 /-] [Invalid=2337 /-]	
Value	Label	Cases	Percentage
0	無選擇	825	99.9%
1	有選擇	1	0.1%
Sysmiss		2337	
<i>Warning: these figures indicate the number of cases found in the data file. They cannot be interpreted as summary statistics of the population of interest.</i>			
# ra_13: 二, 專業人員人力增加原因(選擇三): 預期景氣好轉			
<b>Information</b>		[Type= discrete] [Format=numeric] [Range= 0-1] [Missing=*]	
<b>Statistics [NW/ W]</b>		[Valid=826 /-] [Invalid=2337 /-]	
Value	Label	Cases	Percentage
0	無選擇	826	100.0%
1	有選擇	0	
Sysmiss		2337	
<i>Warning: these figures indicate the number of cases found in the data file. They cannot be interpreted as summary statistics of the population of interest.</i>			
# ra_14: 二, 專業人員人力增加原因(選擇四): 需求市場擴大(含設備或部門擴充)			
<b>Information</b>		[Type= discrete] [Format=numeric] [Range= 0-1] [Missing=*]	
<b>Statistics [NW/ W]</b>		[Valid=826 /-] [Invalid=2337 /-]	
Value	Label	Cases	Percentage
0	無選擇	781	94.6%
1	有選擇	45	5.4%
Sysmiss		2337	
<i>Warning: these figures indicate the number of cases found in the data file. They cannot be interpreted as summary statistics of the population of interest.</i>			
# ra_15: 二, 專業人員人力增加原因(選擇五): 長期缺工			
<b>Information</b>		[Type= discrete] [Format=numeric] [Range= 0-1] [Missing=*]	
<b>Statistics [NW/ W]</b>		[Valid=826 /-] [Invalid=2337 /-]	
Value	Label	Cases	Percentage
0	無選擇	811	98.2%
1	有選擇	15	1.8%
Sysmiss		2337	
<i>Warning: these figures indicate the number of cases found in the data file. They cannot be interpreted as summary statistics of the population of interest.</i>			

# ra\_16: 二, 專業人員人力增加原因(選擇六): 提升勞動條件

<b>Information</b>	[Type= discrete] [Format=numeric] [Range= 0-1] [Missing=*]		
<b>Statistics [NW/ W]</b>	[Valid=826 /-] [Invalid=2337 /-]		
<b>Value</b>	<b>Label</b>	<b>Cases</b>	<b>Percentage</b>
0	無選擇	807	97.7%
1	有選擇	19	2.3%
Sysmiss		2337	
<i>Warning: these figures indicate the number of cases found in the data file. They cannot be interpreted as summary statistics of the population of interest.</i>			

# ra\_17: 二, 專業人員人力增加原因(選擇七): 提高市占率

<b>Information</b>	[Type= discrete] [Format=numeric] [Range= 0-1] [Missing=*]		
<b>Statistics [NW/ W]</b>	[Valid=826 /-] [Invalid=2337 /-]		
<b>Value</b>	<b>Label</b>	<b>Cases</b>	<b>Percentage</b>
0	無選擇	822	99.5%
1	有選擇	4	0.5%
Sysmiss		2337	
<i>Warning: these figures indicate the number of cases found in the data file. They cannot be interpreted as summary statistics of the population of interest.</i>			

# ra\_18: 二, 專業人員人力增加原因(選擇八): 其他

<b>Information</b>	[Type= discrete] [Format=numeric] [Range= 0-1] [Missing=*]		
<b>Statistics [NW/ W]</b>	[Valid=826 /-] [Invalid=2337 /-]		
<b>Value</b>	<b>Label</b>	<b>Cases</b>	<b>Percentage</b>
0	無選擇	825	99.9%
1	有選擇	1	0.1%
Sysmiss		2337	
<i>Warning: these figures indicate the number of cases found in the data file. They cannot be interpreted as summary statistics of the population of interest.</i>			

# ra\_1\_1: 二, 專業人員人力增加: 補充總數

<b>Information</b>	[Type= discrete] [Format=numeric] [Range= 1-20] [Missing=*]		
<b>Statistics [NW/ W]</b>	[Valid=47 /-] [Invalid=3116 /-] [Mean=2.957 /-] [StdDev=3.476 /-]		
<b>Value</b>	<b>Label</b>	<b>Cases</b>	<b>Percentage</b>
1		21	44.7%
2		10	21.3%
3		5	10.6%
4		2	4.3%
5		3	6.4%
6		2	4.3%
7		1	2.1%
8		1	2.1%
13		1	2.1%
20		1	2.1%
Sysmiss		3116	
<i>Warning: these figures indicate the number of cases found in the data file. They cannot be interpreted as summary statistics of the population of interest.</i>			

# ra\_1\_2: 二, 專業人員人力增加: 現缺總數

<b>Information</b>	[Type= discrete] [Format=numeric] [Range= 1-20] [Missing=*]
<b>Statistics [NW/ W]</b>	[Valid=47 /-] [Invalid=3116 /-] [Mean=2.957 /-] [StdDev=3.476 /-]

# ra\_1\_2: 二, 專業人員人力增加: 現缺總數

Value	Label	Cases	Percentage
1		21	44.7%
2		10	21.3%
3		5	10.6%
4		2	4.3%
5		3	6.4%
6		2	4.3%
7		1	2.1%
8		1	2.1%
13		1	2.1%
20		1	2.1%
Sysmiss		3116	

Warning: these figures indicate the number of cases found in the data file. They cannot be interpreted as summary statistics of the population of interest.

# ra\_1\_3: 二, 專業人員人力增加: 預估缺總數

<b>Information</b>	[Type= discrete] [Format=numeric] [Range= 0-0] [Missing=*]		
<b>Statistics [NW/ W]</b>	[Valid=47 /-] [Invalid=3116 /-] [Mean=0 /-] [StdDev=0 /-]		
Value	Label	Cases	Percentage
0		47	100.0%
Sysmiss		3116	

Warning: these figures indicate the number of cases found in the data file. They cannot be interpreted as summary statistics of the population of interest.

# ra\_21: 二, 技術員人力增加原因(選擇一): 退離者之補充

<b>Information</b>	[Type= discrete] [Format=numeric] [Range= 0-1] [Missing=*]		
<b>Statistics [NW/ W]</b>	[Valid=826 /-] [Invalid=2337 /-]		
Value	Label	Cases	Percentage
0	無選擇	708	85.7%
1	有選擇	118	14.3%
Sysmiss		2337	

Warning: these figures indicate the number of cases found in the data file. They cannot be interpreted as summary statistics of the population of interest.

# ra\_22: 二, 技術員人力增加原因(選擇二): 即將進入本產業旺季

<b>Information</b>	[Type= discrete] [Format=numeric] [Range= 0-1] [Missing=*]		
<b>Statistics [NW/ W]</b>	[Valid=826 /-] [Invalid=2337 /-]		
Value	Label	Cases	Percentage
0	無選擇	826	100.0%
1	有選擇	0	
Sysmiss		2337	

Warning: these figures indicate the number of cases found in the data file. They cannot be interpreted as summary statistics of the population of interest.

# ra\_23: 二, 技術員人力增加原因(選擇三): 預期景氣好轉

<b>Information</b>	[Type= discrete] [Format=numeric] [Range= 0-1] [Missing=*]		
<b>Statistics [NW/ W]</b>	[Valid=826 /-] [Invalid=2337 /-]		
Value	Label	Cases	Percentage
0	無選擇	817	98.9%
1	有選擇	9	1.1%
Sysmiss		2337	

# ra\_23: 二, 技術員人力增加原因(選擇三): 預期景氣好轉

Warning: these figures indicate the number of cases found in the data file. They cannot be interpreted as summary statistics of the population of interest.

# ra\_24: 二, 技術員人力增加原因(選擇四): 需求市場擴大(含設備或部門擴充)

Information [Type= discrete] [Format=numeric] [Range= 0-1] [Missing=\*]

Statistics [NW/ W] [Valid=826 /-] [Invalid=2337 /-]

Value	Label	Cases	Percentage
0	無選擇	697	84.4%
1	有選擇	129	15.6%
Sysmiss		2337	

Warning: these figures indicate the number of cases found in the data file. They cannot be interpreted as summary statistics of the population of interest.

# ra\_25: 二, 技術員人力增加原因(選擇五): 長期缺工

Information [Type= discrete] [Format=numeric] [Range= 0-1] [Missing=\*]

Statistics [NW/ W] [Valid=826 /-] [Invalid=2337 /-]

Value	Label	Cases	Percentage
0	無選擇	804	97.3%
1	有選擇	22	2.7%
Sysmiss		2337	

Warning: these figures indicate the number of cases found in the data file. They cannot be interpreted as summary statistics of the population of interest.

# ra\_26: 二, 技術員人力增加原因(選擇六): 提升勞動條件

Information [Type= discrete] [Format=numeric] [Range= 0-1] [Missing=\*]

Statistics [NW/ W] [Valid=826 /-] [Invalid=2337 /-]

Value	Label	Cases	Percentage
0	無選擇	776	93.9%
1	有選擇	50	6.1%
Sysmiss		2337	

Warning: these figures indicate the number of cases found in the data file. They cannot be interpreted as summary statistics of the population of interest.

# ra\_27: 二, 技術員人力增加原因(選擇七): 提高市占率

Information [Type= discrete] [Format=numeric] [Range= 0-1] [Missing=\*]

Statistics [NW/ W] [Valid=826 /-] [Invalid=2337 /-]

Value	Label	Cases	Percentage
0	無選擇	812	98.3%
1	有選擇	14	1.7%
Sysmiss		2337	

Warning: these figures indicate the number of cases found in the data file. They cannot be interpreted as summary statistics of the population of interest.

# ra\_28: 二, 技術員人力增加原因(選擇八): 其他

Information [Type= discrete] [Format=numeric] [Range= 0-1] [Missing=\*]

Statistics [NW/ W] [Valid=826 /-] [Invalid=2337 /-]

Value	Label	Cases	Percentage
0	無選擇	822	99.5%
1	有選擇	4	0.5%
Sysmiss		2337	

Warning: these figures indicate the number of cases found in the data file. They cannot be interpreted as summary statistics of the population of interest.

# ra_2_1: 二, 技術員人力增加: 補充總數			
Information	[Type= discrete] [Format=numeric] [Range= 1-20] [Missing=*]		
Statistics [NW/ W]	[Valid=118 /-] [Invalid=3045 /-] [Mean=2.805 /-] [StdDev=3.095 /-]		
Value	Label	Cases	Percentage
1		42	35.6%
2		38	32.2%
3		18	15.3%
4		4	3.4%
5		6	5.1%
7		1	0.8%
8		2	1.7%
9		1	0.8%
10		3	2.5%
11		1	0.8%
20		2	1.7%
Sysmiss		3045	
<i>Warning: these figures indicate the number of cases found in the data file. They cannot be interpreted as summary statistics of the population of interest.</i>			
# ra_2_2: 二, 技術員人力增加: 現缺總數			
Information	[Type= discrete] [Format=numeric] [Range= 1-20] [Missing=*]		
Statistics [NW/ W]	[Valid=118 /-] [Invalid=3045 /-] [Mean=2.805 /-] [StdDev=3.095 /-]		
Value	Label	Cases	Percentage
1		42	35.6%
2		38	32.2%
3		18	15.3%
4		4	3.4%
5		6	5.1%
7		1	0.8%
8		2	1.7%
9		1	0.8%
10		3	2.5%
11		1	0.8%
20		2	1.7%
Sysmiss		3045	
<i>Warning: these figures indicate the number of cases found in the data file. They cannot be interpreted as summary statistics of the population of interest.</i>			
# ra_2_3: 二, 技術員人力增加: 預估缺總數			
Information	[Type= discrete] [Format=numeric] [Range= 0-0] [Missing=*]		
Statistics [NW/ W]	[Valid=118 /-] [Invalid=3045 /-] [Mean=0 /-] [StdDev=0 /-]		
Value	Label	Cases	Percentage
0		118	100.0%
Sysmiss		3045	
<i>Warning: these figures indicate the number of cases found in the data file. They cannot be interpreted as summary statistics of the population of interest.</i>			
# ra_31: 二, 事務支援人員人力增加原因(選擇一): 退離者之補充			
Information	[Type= discrete] [Format=numeric] [Range= 0-1] [Missing=*]		
Statistics [NW/ W]	[Valid=826 /-] [Invalid=2337 /-]		

# ra\_31: 二, 事務支援人員人力增加原因(選擇一): 退離者之補充

Value	Label	Cases	Percentage
0	無選擇	775	93.8%
1	有選擇	51	6.2%
Sysmiss		2337	

Warning: these figures indicate the number of cases found in the data file. They cannot be interpreted as summary statistics of the population of interest.

# ra\_32: 二, 事務支援人員人力增加原因(選擇二): 即將進入本產業旺季

<b>Information</b>	[Type= discrete] [Format=numeric] [Range= 0-1] [Missing=*]
<b>Statistics [NW/ W]</b>	[Valid=826 /-] [Invalid=2337 /-]

Value	Label	Cases	Percentage
0	無選擇	824	99.8%
1	有選擇	2	0.2%
Sysmiss		2337	

Warning: these figures indicate the number of cases found in the data file. They cannot be interpreted as summary statistics of the population of interest.

# ra\_33: 二, 事務支援人員人力增加原因(選擇三): 預期景氣好轉

<b>Information</b>	[Type= discrete] [Format=numeric] [Range= 0-1] [Missing=*]
<b>Statistics [NW/ W]</b>	[Valid=826 /-] [Invalid=2337 /-]

Value	Label	Cases	Percentage
0	無選擇	825	99.9%
1	有選擇	1	0.1%
Sysmiss		2337	

Warning: these figures indicate the number of cases found in the data file. They cannot be interpreted as summary statistics of the population of interest.

# ra\_34: 二, 事務支援人員人力增加原因(選擇四): 需求市場擴大(含設備或部門擴充)

<b>Information</b>	[Type= discrete] [Format=numeric] [Range= 0-1] [Missing=*]
<b>Statistics [NW/ W]</b>	[Valid=826 /-] [Invalid=2337 /-]

Value	Label	Cases	Percentage
0	無選擇	785	95.0%
1	有選擇	41	5.0%
Sysmiss		2337	

Warning: these figures indicate the number of cases found in the data file. They cannot be interpreted as summary statistics of the population of interest.

# ra\_35: 二, 事務支援人員人力增加原因(選擇五): 長期缺工

<b>Information</b>	[Type= discrete] [Format=numeric] [Range= 0-1] [Missing=*]
<b>Statistics [NW/ W]</b>	[Valid=826 /-] [Invalid=2337 /-]

Value	Label	Cases	Percentage
0	無選擇	815	98.7%
1	有選擇	11	1.3%
Sysmiss		2337	

Warning: these figures indicate the number of cases found in the data file. They cannot be interpreted as summary statistics of the population of interest.

# ra\_36: 二, 事務支援人員人力增加原因(選擇六): 提升勞動條件

<b>Information</b>	[Type= discrete] [Format=numeric] [Range= 0-1] [Missing=*]
<b>Statistics [NW/ W]</b>	[Valid=826 /-] [Invalid=2337 /-]

Value	Label	Cases	Percentage
0	無選擇	800	96.9%

# ra\_36: 二, 事務支援人員人力增加原因(選擇六): 提升勞動條件

Value	Label	Cases	Percentage
1	有選擇	26	3.1%
Sysmiss		2337	

Warning: these figures indicate the number of cases found in the data file. They cannot be interpreted as summary statistics of the population of interest.

# ra\_37: 二, 事務支援人員人力增加原因(選擇七): 提高市占率

<b>Information</b>	[Type= discrete] [Format=numeric] [Range= 0-1] [Missing=*]
<b>Statistics [NW/ W]</b>	[Valid=826 /-] [Invalid=2337 /-]

Value	Label	Cases	Percentage
0	無選擇	824	99.8%
1	有選擇	2	0.2%
Sysmiss		2337	

Warning: these figures indicate the number of cases found in the data file. They cannot be interpreted as summary statistics of the population of interest.

# ra\_38: 二, 事務支援人員人力增加原因(選擇八): 其他

<b>Information</b>	[Type= discrete] [Format=numeric] [Range= 0-1] [Missing=*]
<b>Statistics [NW/ W]</b>	[Valid=826 /-] [Invalid=2337 /-]

Value	Label	Cases	Percentage
0	無選擇	824	99.8%
1	有選擇	2	0.2%
Sysmiss		2337	

Warning: these figures indicate the number of cases found in the data file. They cannot be interpreted as summary statistics of the population of interest.

# ra\_3\_1: 二, 事務支援人員人力增加: 補充總數

<b>Information</b>	[Type= discrete] [Format=numeric] [Range= 1-20] [Missing=*]
<b>Statistics [NW/ W]</b>	[Valid=51 /-] [Invalid=3112 /-] [Mean=2.176 /-] [StdDev=2.985 /-]

Value	Label	Cases	Percentage
1		30	58.8%
2		10	19.6%
3		8	15.7%
8		1	2.0%
9		1	2.0%
20		1	2.0%
Sysmiss		3112	

Warning: these figures indicate the number of cases found in the data file. They cannot be interpreted as summary statistics of the population of interest.

# ra\_3\_2: 二, 事務支援人員人力增加: 現缺總數

<b>Information</b>	[Type= discrete] [Format=numeric] [Range= 1-20] [Missing=*]
<b>Statistics [NW/ W]</b>	[Valid=51 /-] [Invalid=3112 /-] [Mean=2.176 /-] [StdDev=2.985 /-]

Value	Label	Cases	Percentage
1		30	58.8%
2		10	19.6%
3		8	15.7%
8		1	2.0%
9		1	2.0%
20		1	2.0%
Sysmiss		3112	

# ra\_3\_2: 二, 事務支援人員人力增加: 現缺總數

Warning: these figures indicate the number of cases found in the data file. They cannot be interpreted as summary statistics of the population of interest.

# ra\_3\_3: 二, 事務支援人員人力增加: 預估缺總數

Information [Type= discrete] [Format=numeric] [Range= 0-0] [Missing=\*]

Statistics [NW/ W] [Valid=51 /-] [Invalid=3112 /-] [Mean=0 /-] [StdDev=0 /-]

Value	Label	Cases	Percentage
0		51	100.0%
Sysmiss		3112	

Warning: these figures indicate the number of cases found in the data file. They cannot be interpreted as summary statistics of the population of interest.

# ra\_41: 二, 服務及銷售工作人員人力增加原因(選擇一): 退離者之補充

Information [Type= discrete] [Format=numeric] [Range= 0-1] [Missing=\*]

Statistics [NW/ W] [Valid=826 /-] [Invalid=2337 /-]

Value	Label	Cases	Percentage
0	無選擇	785	95.0%
1	有選擇	41	5.0%
Sysmiss		2337	

Warning: these figures indicate the number of cases found in the data file. They cannot be interpreted as summary statistics of the population of interest.

# ra\_42: 二, 服務及銷售工作人員人力增加原因(選擇二): 即將進入本產業旺季

Information [Type= discrete] [Format=numeric] [Range= 0-1] [Missing=\*]

Statistics [NW/ W] [Valid=826 /-] [Invalid=2337 /-]

Value	Label	Cases	Percentage
0	無選擇	822	99.5%
1	有選擇	4	0.5%
Sysmiss		2337	

Warning: these figures indicate the number of cases found in the data file. They cannot be interpreted as summary statistics of the population of interest.



# ra_43: 二, 服務及銷售工作人員人力增加原因(選擇三): 預期景氣好轉			
<b>Information</b>		[Type= discrete] [Format=numeric] [Range= 0-1] [Missing=*]	
<b>Statistics [NW/ W]</b>		[Valid=826 /-] [Invalid=2337 /-]	
<b>Value</b>	<b>Label</b>	<b>Cases</b>	<b>Percentage</b>
0	無選擇	823	99.6%
1	有選擇	3	0.4%
Sysmiss		2337	
<i>Warning: these figures indicate the number of cases found in the data file. They cannot be interpreted as summary statistics of the population of interest.</i>			
# ra_44: 二, 服務及銷售工作人員人力增加原因(選擇四): 需求市場擴大(含設備或部門擴充)			
<b>Information</b>		[Type= discrete] [Format=numeric] [Range= 0-1] [Missing=*]	
<b>Statistics [NW/ W]</b>		[Valid=826 /-] [Invalid=2337 /-]	
<b>Value</b>	<b>Label</b>	<b>Cases</b>	<b>Percentage</b>
0	無選擇	774	93.7%
1	有選擇	52	6.3%
Sysmiss		2337	
<i>Warning: these figures indicate the number of cases found in the data file. They cannot be interpreted as summary statistics of the population of interest.</i>			
# ra_45: 二, 服務及銷售工作人員人力增加原因(選擇五): 長期缺工			
<b>Information</b>		[Type= discrete] [Format=numeric] [Range= 0-1] [Missing=*]	
<b>Statistics [NW/ W]</b>		[Valid=826 /-] [Invalid=2337 /-]	
<b>Value</b>	<b>Label</b>	<b>Cases</b>	<b>Percentage</b>
0	無選擇	789	95.5%
1	有選擇	37	4.5%
Sysmiss		2337	
<i>Warning: these figures indicate the number of cases found in the data file. They cannot be interpreted as summary statistics of the population of interest.</i>			
# ra_46: 二, 服務及銷售工作人員人力增加原因(選擇六): 提升勞動條件			
<b>Information</b>		[Type= discrete] [Format=numeric] [Range= 0-1] [Missing=*]	
<b>Statistics [NW/ W]</b>		[Valid=826 /-] [Invalid=2337 /-]	
<b>Value</b>	<b>Label</b>	<b>Cases</b>	<b>Percentage</b>
0	無選擇	803	97.2%
1	有選擇	23	2.8%
Sysmiss		2337	
<i>Warning: these figures indicate the number of cases found in the data file. They cannot be interpreted as summary statistics of the population of interest.</i>			
# ra_47: 二, 服務及銷售工作人員人力增加原因(選擇七): 提高市占率			
<b>Information</b>		[Type= discrete] [Format=numeric] [Range= 0-1] [Missing=*]	
<b>Statistics [NW/ W]</b>		[Valid=826 /-] [Invalid=2337 /-]	
<b>Value</b>	<b>Label</b>	<b>Cases</b>	<b>Percentage</b>
0	無選擇	826	100.0%
1	有選擇	0	
Sysmiss		2337	
<i>Warning: these figures indicate the number of cases found in the data file. They cannot be interpreted as summary statistics of the population of interest.</i>			
# ra_48: 二, 服務及銷售工作人員人力增加原因(選擇八): 其他			
<b>Information</b>		[Type= discrete] [Format=numeric] [Range= 0-1] [Missing=*]	
<b>Statistics [NW/ W]</b>		[Valid=826 /-] [Invalid=2337 /-]	

# ra\_48: 二, 服務及銷售工作人員人力增加原因(選擇八): 其他

Value	Label	Cases	Percentage
0	無選擇	824	99.8%
1	有選擇	2	0.2%
Sysmiss		2337	

Warning: these figures indicate the number of cases found in the data file. They cannot be interpreted as summary statistics of the population of interest.

# ra\_4\_1: 二, 服務及銷售工作人員人力增加: 補充總數

<b>Information</b>	[Type= continuous] [Format=numeric] [Range= 1-80] [Missing=*]
<b>Statistics [NW/ W]</b>	[Valid=41 /-] [Invalid=3122 /-] [Mean=6.61 /-] [StdDev=13.149 /-]

# ra\_4\_2: 二, 服務及銷售工作人員人力增加: 現缺總數

<b>Information</b>	[Type= continuous] [Format=numeric] [Range= 1-80] [Missing=*]
<b>Statistics [NW/ W]</b>	[Valid=41 /-] [Invalid=3122 /-] [Mean=6.61 /-] [StdDev=13.149 /-]

# ra\_4\_3: 二, 服務及銷售工作人員人力增加: 預估缺總數

<b>Information</b>	[Type= discrete] [Format=numeric] [Range= 0-0] [Missing=*]
<b>Statistics [NW/ W]</b>	[Valid=41 /-] [Invalid=3122 /-] [Mean=0 /-] [StdDev=0 /-]

Value	Label	Cases	Percentage
0		41	100.0%
Sysmiss		3122	

Warning: these figures indicate the number of cases found in the data file. They cannot be interpreted as summary statistics of the population of interest.

# ra\_51: 二, 技藝, 機械設備操作及組裝人員人力增加原因(選擇一): 退職者之補充

<b>Information</b>	[Type= discrete] [Format=numeric] [Range= 0-1] [Missing=*]
<b>Statistics [NW/ W]</b>	[Valid=826 /-] [Invalid=2337 /-]

Value	Label	Cases	Percentage
0	無選擇	727	88.0%
1	有選擇	99	12.0%
Sysmiss		2337	

Warning: these figures indicate the number of cases found in the data file. They cannot be interpreted as summary statistics of the population of interest.

# ra\_52: 二, 技藝, 機械設備操作及組裝人員人力增加原因(選擇二): 即將進入本產業旺季

<b>Information</b>	[Type= discrete] [Format=numeric] [Range= 0-1] [Missing=*]
<b>Statistics [NW/ W]</b>	[Valid=826 /-] [Invalid=2337 /-]

Value	Label	Cases	Percentage
0	無選擇	824	99.8%
1	有選擇	2	0.2%
Sysmiss		2337	

Warning: these figures indicate the number of cases found in the data file. They cannot be interpreted as summary statistics of the population of interest.

# ra\_53: 二, 技藝, 機械設備操作及組裝人員人力增加原因(選擇三): 預期景氣好轉

<b>Information</b>	[Type= discrete] [Format=numeric] [Range= 0-1] [Missing=*]
<b>Statistics [NW/ W]</b>	[Valid=826 /-] [Invalid=2337 /-]

Value	Label	Cases	Percentage
0	無選擇	810	98.1%
1	有選擇	16	1.9%
Sysmiss		2337	

Warning: these figures indicate the number of cases found in the data file. They cannot be interpreted as summary statistics of the population of interest.

# ra_54: 二, 技藝, 機械設備操作及組裝人員人力增加原因(選擇四): 需求市場擴大(含設備或部門擴充)			
<b>Information</b>		[Type= discrete] [Format=numeric] [Range= 0-1] [Missing=*]	
<b>Statistics [NW/ W]</b>		[Valid=826 /-] [Invalid=2337 /-]	
<b>Value</b>	<b>Label</b>	<b>Cases</b>	<b>Percentage</b>
0	無選擇	727	88.0%
1	有選擇	99	12.0%
Sysmiss		2337	
<i>Warning: these figures indicate the number of cases found in the data file. They cannot be interpreted as summary statistics of the population of interest.</i>			
# ra_55: 二, 技藝, 機械設備操作及組裝人員人力增加原因(選擇五): 長期缺工			
<b>Information</b>		[Type= discrete] [Format=numeric] [Range= 0-1] [Missing=*]	
<b>Statistics [NW/ W]</b>		[Valid=826 /-] [Invalid=2337 /-]	
<b>Value</b>	<b>Label</b>	<b>Cases</b>	<b>Percentage</b>
0	無選擇	767	92.9%
1	有選擇	59	7.1%
Sysmiss		2337	
<i>Warning: these figures indicate the number of cases found in the data file. They cannot be interpreted as summary statistics of the population of interest.</i>			
# ra_56: 二, 技藝, 機械設備操作及組裝人員人力增加原因(選擇六): 提升勞動條件			
<b>Information</b>		[Type= discrete] [Format=numeric] [Range= 0-1] [Missing=*]	
<b>Statistics [NW/ W]</b>		[Valid=826 /-] [Invalid=2337 /-]	
<b>Value</b>	<b>Label</b>	<b>Cases</b>	<b>Percentage</b>
0	無選擇	774	93.7%
1	有選擇	52	6.3%
Sysmiss		2337	
<i>Warning: these figures indicate the number of cases found in the data file. They cannot be interpreted as summary statistics of the population of interest.</i>			
# ra_57: 二, 技藝, 機械設備操作及組裝人員人力增加原因(選擇七): 提高市占率			
<b>Information</b>		[Type= discrete] [Format=numeric] [Range= 0-1] [Missing=*]	
<b>Statistics [NW/ W]</b>		[Valid=826 /-] [Invalid=2337 /-]	
<b>Value</b>	<b>Label</b>	<b>Cases</b>	<b>Percentage</b>
0	無選擇	799	96.7%
1	有選擇	27	3.3%
Sysmiss		2337	
<i>Warning: these figures indicate the number of cases found in the data file. They cannot be interpreted as summary statistics of the population of interest.</i>			
# ra_58: 二, 技藝, 機械設備操作及組裝人員人力增加原因(選擇八): 其他			
<b>Information</b>		[Type= discrete] [Format=numeric] [Range= 0-1] [Missing=*]	
<b>Statistics [NW/ W]</b>		[Valid=826 /-] [Invalid=2337 /-]	
<b>Value</b>	<b>Label</b>	<b>Cases</b>	<b>Percentage</b>
0	無選擇	821	99.4%
1	有選擇	5	0.6%
Sysmiss		2337	
<i>Warning: these figures indicate the number of cases found in the data file. They cannot be interpreted as summary statistics of the population of interest.</i>			
# ra_5_1: 二, 技藝, 機械設備操作及組裝人員人力增加: 補充總數			
<b>Information</b>		[Type= continuous] [Format=numeric] [Range= 1-42] [Missing=*]	
<b>Statistics [NW/ W]</b>		[Valid=99 /-] [Invalid=3064 /-] [Mean=3.677 /-] [StdDev=5.857 /-]	

# ra_5_2: 二, 技藝, 機械設備操作及組裝人員人力增加: 現缺總數			
<b>Information</b>		[Type= continuous] [Format=numeric] [Range= 1-42] [Missing=*]	
<b>Statistics [NW/ W]</b>		[Valid=99 /-] [Invalid=3064 /-] [Mean=3.677 /-] [StdDev=5.857 /-]	
# ra_5_3: 二, 技藝, 機械設備操作及組裝人員人力增加: 預估缺總數			
<b>Information</b>		[Type= discrete] [Format=numeric] [Range= 0-0] [Missing=*]	
<b>Statistics [NW/ W]</b>		[Valid=99 /-] [Invalid=3064 /-] [Mean=0 /-] [StdDev=0 /-]	
<b>Value</b>	<b>Label</b>	<b>Cases</b>	<b>Percentage</b>
0		99	100.0%
Sysmiss		3064	
<i>Warning: these figures indicate the number of cases found in the data file. They cannot be interpreted as summary statistics of the population of interest.</i>			
# ra_61: 二, 基層技術工及勞力工人力增加原因(選擇一): 退離者之補充			
<b>Information</b>		[Type= discrete] [Format=numeric] [Range= 0-1] [Missing=*]	
<b>Statistics [NW/ W]</b>		[Valid=826 /-] [Invalid=2337 /-]	
<b>Value</b>	<b>Label</b>	<b>Cases</b>	<b>Percentage</b>
0	無選擇	792	95.9%
1	有選擇	34	4.1%
Sysmiss		2337	
<i>Warning: these figures indicate the number of cases found in the data file. They cannot be interpreted as summary statistics of the population of interest.</i>			
# ra_62: 二, 基層技術工及勞力工人力增加原因(選擇二): 即將進入本產業旺季			
<b>Information</b>		[Type= discrete] [Format=numeric] [Range= 0-1] [Missing=*]	
<b>Statistics [NW/ W]</b>		[Valid=826 /-] [Invalid=2337 /-]	
<b>Value</b>	<b>Label</b>	<b>Cases</b>	<b>Percentage</b>
0	無選擇	821	99.4%
1	有選擇	5	0.6%
Sysmiss		2337	
<i>Warning: these figures indicate the number of cases found in the data file. They cannot be interpreted as summary statistics of the population of interest.</i>			
# ra_63: 二, 基層技術工及勞力工人力增加原因(選擇三): 預期景氣好轉			
<b>Information</b>		[Type= discrete] [Format=numeric] [Range= 0-1] [Missing=*]	
<b>Statistics [NW/ W]</b>		[Valid=826 /-] [Invalid=2337 /-]	
<b>Value</b>	<b>Label</b>	<b>Cases</b>	<b>Percentage</b>
0	無選擇	821	99.4%
1	有選擇	5	0.6%
Sysmiss		2337	
<i>Warning: these figures indicate the number of cases found in the data file. They cannot be interpreted as summary statistics of the population of interest.</i>			
# ra_64: 二, 基層技術工及勞力工人力增加原因(選擇四): 需求市場擴大(含設備或部門擴充)			
<b>Information</b>		[Type= discrete] [Format=numeric] [Range= 0-1] [Missing=*]	
<b>Statistics [NW/ W]</b>		[Valid=826 /-] [Invalid=2337 /-]	
<b>Value</b>	<b>Label</b>	<b>Cases</b>	<b>Percentage</b>
0	無選擇	796	96.4%
1	有選擇	30	3.6%
Sysmiss		2337	
<i>Warning: these figures indicate the number of cases found in the data file. They cannot be interpreted as summary statistics of the population of interest.</i>			

# ra_65: 二, 基層技術工及勞力工人力增加原因(選擇五): 長期缺工			
Information		[Type= discrete] [Format=numeric] [Range= 0-1] [Missing=*]	
Statistics [NW/ W]		[Valid=826 /-] [Invalid=2337 /-]	
Value	Label	Cases	Percentage
0	無選擇	807	97.7%
1	有選擇	19	2.3%
Sysmiss		2337	
<i>Warning: these figures indicate the number of cases found in the data file. They cannot be interpreted as summary statistics of the population of interest.</i>			
# ra_66: 二, 基層技術工及勞力工人力增加原因(選擇六): 提升勞動條件			
Information		[Type= discrete] [Format=numeric] [Range= 0-1] [Missing=*]	
Statistics [NW/ W]		[Valid=826 /-] [Invalid=2337 /-]	
Value	Label	Cases	Percentage
0	無選擇	811	98.2%
1	有選擇	15	1.8%
Sysmiss		2337	
<i>Warning: these figures indicate the number of cases found in the data file. They cannot be interpreted as summary statistics of the population of interest.</i>			
# ra_67: 二, 基層技術工及勞力工人力增加原因(選擇七): 提高市占率			
Information		[Type= discrete] [Format=numeric] [Range= 0-1] [Missing=*]	
Statistics [NW/ W]		[Valid=826 /-] [Invalid=2337 /-]	
Value	Label	Cases	Percentage
0	無選擇	821	99.4%
1	有選擇	5	0.6%
Sysmiss		2337	
<i>Warning: these figures indicate the number of cases found in the data file. They cannot be interpreted as summary statistics of the population of interest.</i>			
# ra_68: 二, 基層技術工及勞力工人力增加原因(選擇八): 其他			
Information		[Type= discrete] [Format=numeric] [Range= 0-1] [Missing=*]	
Statistics [NW/ W]		[Valid=826 /-] [Invalid=2337 /-]	
Value	Label	Cases	Percentage
0	無選擇	823	99.6%
1	有選擇	3	0.4%
Sysmiss		2337	
<i>Warning: these figures indicate the number of cases found in the data file. They cannot be interpreted as summary statistics of the population of interest.</i>			
# ra_6_1: 二, 基層技術工及勞力工人力增加: 補充總數			
Information		[Type= discrete] [Format=numeric] [Range= 1-10] [Missing=*]	
Statistics [NW/ W]		[Valid=34 /-] [Invalid=3129 /-] [Mean=2.676 /-] [StdDev=2.085 /-]	
Value	Label	Cases	Percentage
1		11	32.4%
2		12	35.3%
3		3	8.8%
4		1	2.9%
5		4	11.8%
6		1	2.9%
7		1	2.9%
10		1	2.9%

# ra_6_1: 二, 基層技術工及勞力工人力增加: 補充總數			
Value	Label	Cases	Percentage
Sysmiss		3129	
<i>Warning: these figures indicate the number of cases found in the data file. They cannot be interpreted as summary statistics of the population of interest.</i>			
# ra_6_2: 二, 基層技術工及勞力工人力增加: 現缺總數			
<b>Information</b>		[Type= discrete] [Format=numeric] [Range= 1-10] [Missing=*]	
<b>Statistics [NW/ W]</b>		[Valid=34 /-] [Invalid=3129 /-] [Mean=2.676 /-] [StdDev=2.085 /-]	
Value	Label	Cases	Percentage
1		11	32.4%
2		12	35.3%
3		3	8.8%
4		1	2.9%
5		4	11.8%
6		1	2.9%
7		1	2.9%
10		1	2.9%
Sysmiss		3129	
<i>Warning: these figures indicate the number of cases found in the data file. They cannot be interpreted as summary statistics of the population of interest.</i>			
# ra_6_3: 二, 基層技術工及勞力工人力增加: 預估缺總數			
<b>Information</b>		[Type= discrete] [Format=numeric] [Range= 0-0] [Missing=*]	
<b>Statistics [NW/ W]</b>		[Valid=34 /-] [Invalid=3129 /-] [Mean=0 /-] [StdDev=0 /-]	
Value	Label	Cases	Percentage
0		34	100.0%
Sysmiss		3129	
<i>Warning: these figures indicate the number of cases found in the data file. They cannot be interpreted as summary statistics of the population of interest.</i>			
# trb_01: 二, 總計各職類人力減少原因(選擇一): 業務緊縮或結束(含訂單減少)			
<b>Information</b>		[Type= discrete] [Format=numeric] [Range= 0-1] [Missing=*]	
<b>Statistics [NW/ W]</b>		[Valid=177 /-] [Invalid=2986 /-]	
Value	Label	Cases	Percentage
0	無選擇	92	52.0%
1	有選擇	85	48.0%
Sysmiss		2986	
<i>Warning: these figures indicate the number of cases found in the data file. They cannot be interpreted as summary statistics of the population of interest.</i>			
# trb_02: 二, 總計各職類人力減少原因(選擇二): 精簡人力(含遇缺不補情況)			
<b>Information</b>		[Type= discrete] [Format=numeric] [Range= 0-1] [Missing=*]	
<b>Statistics [NW/ W]</b>		[Valid=177 /-] [Invalid=2986 /-]	
Value	Label	Cases	Percentage
0	無選擇	133	75.1%
1	有選擇	44	24.9%
Sysmiss		2986	
<i>Warning: these figures indicate the number of cases found in the data file. They cannot be interpreted as summary statistics of the population of interest.</i>			
# trb_03: 二, 總計各職類人力減少原因(選擇三): 公司合併			
<b>Information</b>		[Type= discrete] [Format=numeric] [Range= 0-1] [Missing=*]	
<b>Statistics [NW/ W]</b>		[Valid=177 /-] [Invalid=2986 /-]	

# trb\_03: 二, 總計各職類人力減少原因(選擇三): 公司合併

Value	Label	Cases	Percentage
0	無選擇	177	100.0%
1	有選擇	0	
Sysmiss		2986	

Warning: these figures indicate the number of cases found in the data file. They cannot be interpreted as summary statistics of the population of interest.

# trb\_04: 二, 總計各職類人力減少原因(選擇四): 生產線外移

<b>Information</b>	[Type= discrete] [Format=numeric] [Range= 0-1] [Missing=*]
<b>Statistics [NW/ W]</b>	[Valid=177 /-] [Invalid=2986 /-]

Value	Label	Cases	Percentage
0	無選擇	176	99.4%
1	有選擇	1	0.6%
Sysmiss		2986	

Warning: these figures indicate the number of cases found in the data file. They cannot be interpreted as summary statistics of the population of interest.

# trb\_05: 二, 總計各職類人力減少原因(選擇五): 本產業淡季

<b>Information</b>	[Type= discrete] [Format=numeric] [Range= 0-1] [Missing=*]
<b>Statistics [NW/ W]</b>	[Valid=177 /-] [Invalid=2986 /-]

Value	Label	Cases	Percentage
0	無選擇	148	83.6%
1	有選擇	29	16.4%
Sysmiss		2986	

Warning: these figures indicate the number of cases found in the data file. They cannot be interpreted as summary statistics of the population of interest.

# trb\_06: 二, 總計各職類人力減少原因(選擇六): 其他

<b>Information</b>	[Type= discrete] [Format=numeric] [Range= 0-1] [Missing=*]
<b>Statistics [NW/ W]</b>	[Valid=177 /-] [Invalid=2986 /-]

Value	Label	Cases	Percentage
0	無選擇	159	89.8%
1	有選擇	18	10.2%
Sysmiss		2986	

Warning: these figures indicate the number of cases found in the data file. They cannot be interpreted as summary statistics of the population of interest.

# trb\_06\_1: 二, 總計各職類人力減少原因: 其他說明

<b>Information</b>	[Type= discrete] [Format=character] [Missing=*]
<b>Statistics [NW/ W]</b>	[Valid=20 /-] [Invalid=0 /-]

Value	Label	Cases	Percentage
暑期實習生結束實習回校		2	10.0%
確認: 園區的水上樂園將於10月中旬因季節性因素將先關園, 停止服務, 水上樂園200人員將資遣		1	5.0%
確認: 產線外移, 收掉台灣一部份工廠		1	5.0%
退休待補		1	5.0%

# **rb\_06\_1**: 二, 總計各職類人力減少原因: 其他說明

Value	Label	Cases	Percentage
遇缺待補		15	75.0%

Warning: these figures indicate the number of cases found in the data file. They cannot be interpreted as summary statistics of the population of interest.

# **rb\_01**: 二, 主管人力減少原因(選擇一): 業務緊縮或結束(含訂單減少)

<b>Information</b>	[Type= discrete] [Format=numeric] [Range= 0-1] [Missing=*]
--------------------	------------------------------------------------------------

<b>Statistics [NW/ W]</b>	[Valid=177 /-] [Invalid=2986 /-]
---------------------------	----------------------------------

Value	Label	Cases	Percentage
0	無選擇	176	99.4%
1	有選擇	1	0.6%
Sysmiss		2986	

Warning: these figures indicate the number of cases found in the data file. They cannot be interpreted as summary statistics of the population of interest.

# **rb\_02**: 二, 主管人力減少原因(選擇二): 精簡人力(含遇缺不補情況)

<b>Information</b>	[Type= discrete] [Format=numeric] [Range= 0-1] [Missing=*]
--------------------	------------------------------------------------------------

<b>Statistics [NW/ W]</b>	[Valid=177 /-] [Invalid=2986 /-]
---------------------------	----------------------------------

Value	Label	Cases	Percentage
0	無選擇	177	100.0%
1	有選擇	0	
Sysmiss		2986	

Warning: these figures indicate the number of cases found in the data file. They cannot be interpreted as summary statistics of the population of interest.

# **rb\_03**: 二, 主管人力減少原因(選擇三): 公司合併

<b>Information</b>	[Type= discrete] [Format=numeric] [Range= 0-1] [Missing=*]
--------------------	------------------------------------------------------------

<b>Statistics [NW/ W]</b>	[Valid=177 /-] [Invalid=2986 /-]
---------------------------	----------------------------------

Value	Label	Cases	Percentage
0	無選擇	177	100.0%
1	有選擇	0	
Sysmiss		2986	

Warning: these figures indicate the number of cases found in the data file. They cannot be interpreted as summary statistics of the population of interest.

# **rb\_04**: 二, 主管人力減少原因(選擇四): 生產線外移

<b>Information</b>	[Type= discrete] [Format=numeric] [Range= 0-1] [Missing=*]
--------------------	------------------------------------------------------------

<b>Statistics [NW/ W]</b>	[Valid=177 /-] [Invalid=2986 /-]
---------------------------	----------------------------------

Value	Label	Cases	Percentage
0	無選擇	177	100.0%
1	有選擇	0	
Sysmiss		2986	

Warning: these figures indicate the number of cases found in the data file. They cannot be interpreted as summary statistics of the population of interest.

# **rb\_05**: 二, 主管人力減少原因(選擇五): 本產業淡季

<b>Information</b>	[Type= discrete] [Format=numeric] [Range= 0-1] [Missing=*]
--------------------	------------------------------------------------------------

<b>Statistics [NW/ W]</b>	[Valid=177 /-] [Invalid=2986 /-]
---------------------------	----------------------------------

Value	Label	Cases	Percentage
0	無選擇	177	100.0%
1	有選擇	0	
Sysmiss		2986	

Warning: these figures indicate the number of cases found in the data file. They cannot be interpreted as summary statistics of the population of interest.



<b># rb_06:</b> 二, 主管人力減少原因(選擇六): 其他			
<b>Information</b>		[Type= discrete] [Format=numeric] [Range= 0-1] [Missing=*]	
<b>Statistics [NW/ W]</b>		[Valid=177 /-] [Invalid=2986 /-]	
<b>Value</b>	<b>Label</b>	<b>Cases</b>	<b>Percentage</b>
0	無選擇	177	100.0%
1	有選擇	0	
Sysmiss		2986	
<i>Warning: these figures indicate the number of cases found in the data file. They cannot be interpreted as summary statistics of the population of interest.</i>			
<b># rb_11:</b> 二, 專業人員人力減少原因(選擇一): 業務緊縮或結束(含訂單減少)			
<b>Information</b>		[Type= discrete] [Format=numeric] [Range= 0-1] [Missing=*]	
<b>Statistics [NW/ W]</b>		[Valid=177 /-] [Invalid=2986 /-]	
<b>Value</b>	<b>Label</b>	<b>Cases</b>	<b>Percentage</b>
0	無選擇	173	97.7%
1	有選擇	4	2.3%
Sysmiss		2986	
<i>Warning: these figures indicate the number of cases found in the data file. They cannot be interpreted as summary statistics of the population of interest.</i>			
<b># rb_12:</b> 二, 專業人員人力減少原因(選擇二): 精簡人力(含遇缺不補情況)			
<b>Information</b>		[Type= discrete] [Format=numeric] [Range= 0-1] [Missing=*]	
<b>Statistics [NW/ W]</b>		[Valid=177 /-] [Invalid=2986 /-]	
<b>Value</b>	<b>Label</b>	<b>Cases</b>	<b>Percentage</b>
0	無選擇	176	99.4%
1	有選擇	1	0.6%
Sysmiss		2986	
<i>Warning: these figures indicate the number of cases found in the data file. They cannot be interpreted as summary statistics of the population of interest.</i>			
<b># rb_13:</b> 二, 專業人員人力減少原因(選擇三): 公司合併			
<b>Information</b>		[Type= discrete] [Format=numeric] [Range= 0-1] [Missing=*]	
<b>Statistics [NW/ W]</b>		[Valid=177 /-] [Invalid=2986 /-]	
<b>Value</b>	<b>Label</b>	<b>Cases</b>	<b>Percentage</b>
0	無選擇	177	100.0%
1	有選擇	0	
Sysmiss		2986	
<i>Warning: these figures indicate the number of cases found in the data file. They cannot be interpreted as summary statistics of the population of interest.</i>			
<b># rb_14:</b> 二, 專業人員人力減少原因(選擇四): 生產線外移			
<b>Information</b>		[Type= discrete] [Format=numeric] [Range= 0-1] [Missing=*]	
<b>Statistics [NW/ W]</b>		[Valid=177 /-] [Invalid=2986 /-]	
<b>Value</b>	<b>Label</b>	<b>Cases</b>	<b>Percentage</b>
0	無選擇	177	100.0%
1	有選擇	0	
Sysmiss		2986	
<i>Warning: these figures indicate the number of cases found in the data file. They cannot be interpreted as summary statistics of the population of interest.</i>			
<b># rb_15:</b> 二, 專業人員人力減少原因(選擇五): 本產業淡季			
<b>Information</b>		[Type= discrete] [Format=numeric] [Range= 0-1] [Missing=*]	
<b>Statistics [NW/ W]</b>		[Valid=177 /-] [Invalid=2986 /-]	

# rb\_15: 二, 專業人員人力減少原因(選擇五): 本產業淡季

Value	Label	Cases	Percentage
0	無選擇	177	100.0%
1	有選擇	0	
System Miss		2986	

Warning: these figures indicate the number of cases found in the data file. They cannot be interpreted as summary statistics of the population of interest.

# rb\_16: 二, 專業人員人力減少原因(選擇六): 其他

<b>Information</b>	[Type= discrete] [Format=numeric] [Range= 0-1] [Missing=*]
<b>Statistics [NW/ W]</b>	[Valid=177 /-] [Invalid=2986 /-]

Value	Label	Cases	Percentage
0	無選擇	176	99.4%
1	有選擇	1	0.6%
System Miss		2986	

Warning: these figures indicate the number of cases found in the data file. They cannot be interpreted as summary statistics of the population of interest.

# rb_21: 二, 技術員人力減少原因(選擇一): 業務緊縮或結束(含訂單減少)			
<b>Information</b>		[Type= discrete] [Format=numeric] [Range= 0-1] [Missing=*]	
<b>Statistics [NW/ W]</b>		[Valid=177 /-] [Invalid=2986 /-]	
Value	Label	Cases	Percentage
0	無選擇	172	97.2%
1	有選擇	5	2.8%
Sysmiss		2986	
<i>Warning: these figures indicate the number of cases found in the data file. They cannot be interpreted as summary statistics of the population of interest.</i>			
# rb_22: 二, 技術員人力減少原因(選擇二): 精簡人力(含遇缺不補情況)			
<b>Information</b>		[Type= discrete] [Format=numeric] [Range= 0-1] [Missing=*]	
<b>Statistics [NW/ W]</b>		[Valid=177 /-] [Invalid=2986 /-]	
Value	Label	Cases	Percentage
0	無選擇	174	98.3%
1	有選擇	3	1.7%
Sysmiss		2986	
<i>Warning: these figures indicate the number of cases found in the data file. They cannot be interpreted as summary statistics of the population of interest.</i>			
# rb_23: 二, 技術員人力減少原因(選擇三): 公司合併			
<b>Information</b>		[Type= discrete] [Format=numeric] [Range= 0-1] [Missing=*]	
<b>Statistics [NW/ W]</b>		[Valid=177 /-] [Invalid=2986 /-]	
Value	Label	Cases	Percentage
0	無選擇	177	100.0%
1	有選擇	0	
Sysmiss		2986	
<i>Warning: these figures indicate the number of cases found in the data file. They cannot be interpreted as summary statistics of the population of interest.</i>			
# rb_24: 二, 技術員人力減少原因(選擇四): 生產線外移			
<b>Information</b>		[Type= discrete] [Format=numeric] [Range= 0-1] [Missing=*]	
<b>Statistics [NW/ W]</b>		[Valid=177 /-] [Invalid=2986 /-]	
Value	Label	Cases	Percentage
0	無選擇	177	100.0%
1	有選擇	0	
Sysmiss		2986	
<i>Warning: these figures indicate the number of cases found in the data file. They cannot be interpreted as summary statistics of the population of interest.</i>			
# rb_25: 二, 技術員人力減少原因(選擇五): 本產業淡季			
<b>Information</b>		[Type= discrete] [Format=numeric] [Range= 0-1] [Missing=*]	
<b>Statistics [NW/ W]</b>		[Valid=177 /-] [Invalid=2986 /-]	
Value	Label	Cases	Percentage
0	無選擇	177	100.0%
1	有選擇	0	
Sysmiss		2986	
<i>Warning: these figures indicate the number of cases found in the data file. They cannot be interpreted as summary statistics of the population of interest.</i>			
# rb_26: 二, 技術員人力減少原因(選擇六): 其他			
<b>Information</b>		[Type= discrete] [Format=numeric] [Range= 0-1] [Missing=*]	
<b>Statistics [NW/ W]</b>		[Valid=177 /-] [Invalid=2986 /-]	

# rb\_26: 二, 技術員人力減少原因(選擇六): 其他

Value	Label	Cases	Percentage
0	無選擇	175	98.9%
1	有選擇	2	1.1%
Sysmiss		2986	

Warning: these figures indicate the number of cases found in the data file. They cannot be interpreted as summary statistics of the population of interest.

# rb\_31: 二, 事務支援人員人力減少原因(選擇一): 業務緊縮或結束(含訂單減少)

<b>Information</b>	[Type= discrete] [Format=numeric] [Range= 0-1] [Missing=*]
<b>Statistics [NW/ W]</b>	[Valid=177 /-] [Invalid=2986 /-]

Value	Label	Cases	Percentage
0	無選擇	169	95.5%
1	有選擇	8	4.5%
Sysmiss		2986	

Warning: these figures indicate the number of cases found in the data file. They cannot be interpreted as summary statistics of the population of interest.

# rb\_32: 二, 事務支援人員人力減少原因(選擇二): 精簡人力(含遇缺不補情況)

<b>Information</b>	[Type= discrete] [Format=numeric] [Range= 0-1] [Missing=*]
<b>Statistics [NW/ W]</b>	[Valid=177 /-] [Invalid=2986 /-]

Value	Label	Cases	Percentage
0	無選擇	167	94.4%
1	有選擇	10	5.6%
Sysmiss		2986	

Warning: these figures indicate the number of cases found in the data file. They cannot be interpreted as summary statistics of the population of interest.

# rb\_33: 二, 事務支援人員人力減少原因(選擇三): 公司合併

<b>Information</b>	[Type= discrete] [Format=numeric] [Range= 0-1] [Missing=*]
<b>Statistics [NW/ W]</b>	[Valid=177 /-] [Invalid=2986 /-]

Value	Label	Cases	Percentage
0	無選擇	177	100.0%
1	有選擇	0	
Sysmiss		2986	

Warning: these figures indicate the number of cases found in the data file. They cannot be interpreted as summary statistics of the population of interest.

# rb\_34: 二, 事務支援人員人力減少原因(選擇四): 生產線外移

<b>Information</b>	[Type= discrete] [Format=numeric] [Range= 0-1] [Missing=*]
<b>Statistics [NW/ W]</b>	[Valid=177 /-] [Invalid=2986 /-]

Value	Label	Cases	Percentage
0	無選擇	177	100.0%
1	有選擇	0	
Sysmiss		2986	

Warning: these figures indicate the number of cases found in the data file. They cannot be interpreted as summary statistics of the population of interest.

# rb\_35: 二, 事務支援人員人力減少原因(選擇五): 本產業淡季

<b>Information</b>	[Type= discrete] [Format=numeric] [Range= 0-1] [Missing=*]
<b>Statistics [NW/ W]</b>	[Valid=177 /-] [Invalid=2986 /-]

Value	Label	Cases	Percentage
0	無選擇	176	99.4%

# rb\_35: 二, 事務支援人員人力減少原因(選擇五): 本產業淡季

Value	Label	Cases	Percentage
1	有選擇	1	0.6%
Sysmiss		2986	

Warning: these figures indicate the number of cases found in the data file. They cannot be interpreted as summary statistics of the population of interest.

# rb\_36: 二, 事務支援人員人力減少原因(選擇六): 其他

<b>Information</b>	[Type= discrete] [Format=numeric] [Range= 0-1] [Missing=*]
<b>Statistics [NW/ W]</b>	[Valid=177 /-] [Invalid=2986 /-]

Value	Label	Cases	Percentage
0	無選擇	174	98.3%
1	有選擇	3	1.7%
Sysmiss		2986	

Warning: these figures indicate the number of cases found in the data file. They cannot be interpreted as summary statistics of the population of interest.

# rb\_41: 二, 服務及銷售工作人員人力減少原因(選擇一): 業務緊縮或結束(含訂單減少)

<b>Information</b>	[Type= discrete] [Format=numeric] [Range= 0-1] [Missing=*]
<b>Statistics [NW/ W]</b>	[Valid=177 /-] [Invalid=2986 /-]

Value	Label	Cases	Percentage
0	無選擇	144	81.4%
1	有選擇	33	18.6%
Sysmiss		2986	

Warning: these figures indicate the number of cases found in the data file. They cannot be interpreted as summary statistics of the population of interest.

# rb\_42: 二, 服務及銷售工作人員人力減少原因(選擇二): 精簡人力(含遇缺不補情況)

<b>Information</b>	[Type= discrete] [Format=numeric] [Range= 0-1] [Missing=*]
<b>Statistics [NW/ W]</b>	[Valid=177 /-] [Invalid=2986 /-]

Value	Label	Cases	Percentage
0	無選擇	166	93.8%
1	有選擇	11	6.2%
Sysmiss		2986	

Warning: these figures indicate the number of cases found in the data file. They cannot be interpreted as summary statistics of the population of interest.

# rb\_43: 二, 服務及銷售工作人員人力減少原因(選擇三): 公司合併

<b>Information</b>	[Type= discrete] [Format=numeric] [Range= 0-1] [Missing=*]
<b>Statistics [NW/ W]</b>	[Valid=177 /-] [Invalid=2986 /-]

Value	Label	Cases	Percentage
0	無選擇	177	100.0%
1	有選擇	0	
Sysmiss		2986	

Warning: these figures indicate the number of cases found in the data file. They cannot be interpreted as summary statistics of the population of interest.

# rb\_44: 二, 服務及銷售工作人員人力減少原因(選擇四): 生產線外移

<b>Information</b>	[Type= discrete] [Format=numeric] [Range= 0-1] [Missing=*]
<b>Statistics [NW/ W]</b>	[Valid=177 /-] [Invalid=2986 /-]

Value	Label	Cases	Percentage
0	無選擇	177	100.0%
1	有選擇	0	

# rb_44: 二, 服務及銷售工作人員人力減少原因(選擇四): 生產線外移			
Value	Label	Cases	Percentage
Systemmiss		2986	
<i>Warning: these figures indicate the number of cases found in the data file. They cannot be interpreted as summary statistics of the population of interest.</i>			
# rb_45: 二, 服務及銷售工作人員人力減少原因(選擇五): 本產業淡季			
<b>Information</b>		[Type= discrete] [Format=numeric] [Range= 0-1] [Missing=*]	
<b>Statistics [NW/ W]</b>		[Valid=177 /-] [Invalid=2986 /-]	
Value	Label	Cases	Percentage
0	無選擇	156	88.1%
1	有選擇	21	11.9%
Systemmiss		2986	
<i>Warning: these figures indicate the number of cases found in the data file. They cannot be interpreted as summary statistics of the population of interest.</i>			
# rb_46: 二, 服務及銷售工作人員人力減少原因(選擇六): 其他			
<b>Information</b>		[Type= discrete] [Format=numeric] [Range= 0-1] [Missing=*]	
<b>Statistics [NW/ W]</b>		[Valid=177 /-] [Invalid=2986 /-]	
Value	Label	Cases	Percentage
0	無選擇	171	96.6%
1	有選擇	6	3.4%
Systemmiss		2986	
<i>Warning: these figures indicate the number of cases found in the data file. They cannot be interpreted as summary statistics of the population of interest.</i>			
# rb_51: 二, 技藝, 機械設備操作及組裝人員人力減少原因(選擇一): 業務緊縮或結束(含訂單減少)			
<b>Information</b>		[Type= discrete] [Format=numeric] [Range= 0-1] [Missing=*]	
<b>Statistics [NW/ W]</b>		[Valid=177 /-] [Invalid=2986 /-]	
Value	Label	Cases	Percentage
0	無選擇	147	83.1%
1	有選擇	30	16.9%
Systemmiss		2986	
<i>Warning: these figures indicate the number of cases found in the data file. They cannot be interpreted as summary statistics of the population of interest.</i>			
# rb_52: 二, 技藝, 機械設備操作及組裝人員人力減少原因(選擇二): 精簡人力(含遇缺不補情況)			
<b>Information</b>		[Type= discrete] [Format=numeric] [Range= 0-1] [Missing=*]	
<b>Statistics [NW/ W]</b>		[Valid=177 /-] [Invalid=2986 /-]	
Value	Label	Cases	Percentage
0	無選擇	161	91.0%
1	有選擇	16	9.0%
Systemmiss		2986	
<i>Warning: these figures indicate the number of cases found in the data file. They cannot be interpreted as summary statistics of the population of interest.</i>			
# rb_53: 二, 技藝, 機械設備操作及組裝人員人力減少原因(選擇三): 公司合併			
<b>Information</b>		[Type= discrete] [Format=numeric] [Range= 0-1] [Missing=*]	
<b>Statistics [NW/ W]</b>		[Valid=177 /-] [Invalid=2986 /-]	
Value	Label	Cases	Percentage
0	無選擇	177	100.0%
1	有選擇	0	
Systemmiss		2986	
<i>Warning: these figures indicate the number of cases found in the data file. They cannot be interpreted as summary statistics of the population of interest.</i>			

# rb_54: 二, 技藝, 機械設備操作及組裝人員人力減少原因(選擇四): 生產線外移			
<b>Information</b>		[Type= discrete] [Format=numeric] [Range= 0-1] [Missing=*]	
<b>Statistics [NW/ W]</b>		[Valid=177 /-] [Invalid=2986 /-]	
<b>Value</b>	<b>Label</b>	<b>Cases</b>	<b>Percentage</b>
0	無選擇	176	99.4%
1	有選擇	1	0.6%
Sysmiss		2986	
<i>Warning: these figures indicate the number of cases found in the data file. They cannot be interpreted as summary statistics of the population of interest.</i>			
# rb_55: 二, 技藝, 機械設備操作及組裝人員人力減少原因(選擇五): 本產業淡季			
<b>Information</b>		[Type= discrete] [Format=numeric] [Range= 0-1] [Missing=*]	
<b>Statistics [NW/ W]</b>		[Valid=177 /-] [Invalid=2986 /-]	
<b>Value</b>	<b>Label</b>	<b>Cases</b>	<b>Percentage</b>
0	無選擇	175	98.9%
1	有選擇	2	1.1%
Sysmiss		2986	
<i>Warning: these figures indicate the number of cases found in the data file. They cannot be interpreted as summary statistics of the population of interest.</i>			
# rb_56: 二, 技藝, 機械設備操作及組裝人員人力減少原因(選擇六): 其他			
<b>Information</b>		[Type= discrete] [Format=numeric] [Range= 0-1] [Missing=*]	
<b>Statistics [NW/ W]</b>		[Valid=177 /-] [Invalid=2986 /-]	
<b>Value</b>	<b>Label</b>	<b>Cases</b>	<b>Percentage</b>
0	無選擇	170	96.0%
1	有選擇	7	4.0%
Sysmiss		2986	
<i>Warning: these figures indicate the number of cases found in the data file. They cannot be interpreted as summary statistics of the population of interest.</i>			
# rb_61: 二, 基層技術工及勞力工人力減少原因(選擇一): 業務緊縮或結束(含訂單減少)			
<b>Information</b>		[Type= discrete] [Format=numeric] [Range= 0-1] [Missing=*]	
<b>Statistics [NW/ W]</b>		[Valid=177 /-] [Invalid=2986 /-]	
<b>Value</b>	<b>Label</b>	<b>Cases</b>	<b>Percentage</b>
0	無選擇	157	88.7%
1	有選擇	20	11.3%
Sysmiss		2986	
<i>Warning: these figures indicate the number of cases found in the data file. They cannot be interpreted as summary statistics of the population of interest.</i>			
# rb_62: 二, 基層技術工及勞力工人力減少原因(選擇二): 精簡人力(含遇缺不補情況)			
<b>Information</b>		[Type= discrete] [Format=numeric] [Range= 0-1] [Missing=*]	
<b>Statistics [NW/ W]</b>		[Valid=177 /-] [Invalid=2986 /-]	
<b>Value</b>	<b>Label</b>	<b>Cases</b>	<b>Percentage</b>
0	無選擇	166	93.8%
1	有選擇	11	6.2%
Sysmiss		2986	
<i>Warning: these figures indicate the number of cases found in the data file. They cannot be interpreted as summary statistics of the population of interest.</i>			
# rb_63: 二, 基層技術工及勞力工人力減少原因(選擇三): 公司合併			
<b>Information</b>		[Type= discrete] [Format=numeric] [Range= 0-1] [Missing=*]	
<b>Statistics [NW/ W]</b>		[Valid=177 /-] [Invalid=2986 /-]	

# rb_63: 二, 基層技術工及勞力工人力減少原因(選擇三): 公司合併			
Value	Label	Cases	Percentage
0	無選擇	177	100.0%
1	有選擇	0	
Sysmiss		2986	
<i>Warning: these figures indicate the number of cases found in the data file. They cannot be interpreted as summary statistics of the population of interest.</i>			
# rb_64: 二, 基層技術工及勞力工人力減少原因(選擇四): 生產線外移			
<b>Information</b>		[Type= discrete] [Format=numeric] [Range= 0-1] [Missing=*]	
<b>Statistics [NW/ W]</b>		[Valid=177 /-] [Invalid=2986 /-]	
Value	Label	Cases	Percentage
0	無選擇	177	100.0%
1	有選擇	0	
Sysmiss		2986	
<i>Warning: these figures indicate the number of cases found in the data file. They cannot be interpreted as summary statistics of the population of interest.</i>			
# rb_65: 二, 基層技術工及勞力工人力減少原因(選擇五): 本產業淡季			
<b>Information</b>		[Type= discrete] [Format=numeric] [Range= 0-1] [Missing=*]	
<b>Statistics [NW/ W]</b>		[Valid=177 /-] [Invalid=2986 /-]	
Value	Label	Cases	Percentage
0	無選擇	166	93.8%
1	有選擇	11	6.2%
Sysmiss		2986	
<i>Warning: these figures indicate the number of cases found in the data file. They cannot be interpreted as summary statistics of the population of interest.</i>			
# rb_66: 二, 基層技術工及勞力工人力減少原因(選擇六): 其他			
<b>Information</b>		[Type= discrete] [Format=numeric] [Range= 0-1] [Missing=*]	
<b>Statistics [NW/ W]</b>		[Valid=177 /-] [Invalid=2986 /-]	
Value	Label	Cases	Percentage
0	無選擇	175	98.9%
1	有選擇	2	1.1%
Sysmiss		2986	
<i>Warning: these figures indicate the number of cases found in the data file. They cannot be interpreted as summary statistics of the population of interest.</i>			
# a1_0: 二, (增加經常性僱用員工) 主管及經理人員(人數)			
<b>Information</b>		[Type= discrete] [Format=numeric] [Range= 0-2] [Missing=*]	
<b>Statistics [NW/ W]</b>		[Valid=826 /-] [Invalid=2337 /-] [Mean=0.0169 /-] [StdDev=0.147 /-]	
Value	Label	Cases	Percentage
0		814	98.5%
1		10	1.2%
2		2	0.2%
Sysmiss		2337	
<i>Warning: these figures indicate the number of cases found in the data file. They cannot be interpreted as summary statistics of the population of interest.</i>			
# a1_1: 二, (增加經常性僱用員工) 生產管理, 品質管制工程師(人數)			
<b>Information</b>		[Type= discrete] [Format=numeric] [Range= 0-10] [Missing=*]	
<b>Statistics [NW/ W]</b>		[Valid=826 /-] [Invalid=2337 /-] [Mean=0.0145 /-] [StdDev=0.351 /-]	



# a1\_1: 二, (增加經常性僱用員工)生產管理,品質管制工程師(人數)

Value	Label	Cases	Percentage
0		823	99.6%
1		2	0.2%
10		1	0.1%
Systemmiss		2337	

Warning: these figures indicate the number of cases found in the data file. They cannot be interpreted as summary statistics of the population of interest.

# a1\_2: 二, (增加經常性僱用員工)製程工程師(人數)

<b>Information</b>	[Type= discrete] [Format=numeric] [Range= 0-7] [Missing=*]
<b>Statistics [NW/ W]</b>	[Valid=826 /-] [Invalid=2337 /-] [Mean=0.0169 /-] [StdDev=0.287 /-]

Value	Label	Cases	Percentage
0		822	99.5%
1		1	0.1%
3		2	0.2%
7		1	0.1%
Systemmiss		2337	

Warning: these figures indicate the number of cases found in the data file. They cannot be interpreted as summary statistics of the population of interest.

# a1\_3: 二, (增加經常性僱用員工)環衛工程師(人數)

<b>Information</b>	[Type= discrete] [Format=numeric] [Range= 0-5] [Missing=*]
<b>Statistics [NW/ W]</b>	[Valid=826 /-] [Invalid=2337 /-] [Mean=0.00847 /-] [StdDev=0.181 /-]

Value	Label	Cases	Percentage
0		823	99.6%
1		2	0.2%
5		1	0.1%
Systemmiss		2337	

Warning: these figures indicate the number of cases found in the data file. They cannot be interpreted as summary statistics of the population of interest.

# a1\_4: 二, (增加經常性僱用員工)機械,化工,紡織,食品等工程師及研發人員(人數)

<b>Information</b>	[Type= discrete] [Format=numeric] [Range= 0-10] [Missing=*]
<b>Statistics [NW/ W]</b>	[Valid=826 /-] [Invalid=2337 /-] [Mean=0.0545 /-] [StdDev=0.553 /-]

Value	Label	Cases	Percentage
0		813	98.4%
1		4	0.5%
2		2	0.2%
3		3	0.4%
4		1	0.1%
6		1	0.1%
8		1	0.1%
10		1	0.1%
Systemmiss		2337	

Warning: these figures indicate the number of cases found in the data file. They cannot be interpreted as summary statistics of the population of interest.

# a1\_5: 二, (增加經常性僱用員工)電科技工程師(人數)

<b>Information</b>	[Type= discrete] [Format=numeric] [Range= 0-10] [Missing=*]
<b>Statistics [NW/ W]</b>	[Valid=826 /-] [Invalid=2337 /-] [Mean=0.0678 /-] [StdDev=0.599 /-]

# a1\_5: 二, (增加經常性僱用員工)電科技工程師(人數)

Value	Label	Cases	Percentage
0		811	98.2%
1		3	0.4%
2		3	0.4%
3		2	0.2%
4		2	0.2%
5		2	0.2%
6		1	0.1%
7		1	0.1%
10		1	0.1%
Sysmiss		2337	

Warning: these figures indicate the number of cases found in the data file. They cannot be interpreted as summary statistics of the population of interest.

# a1\_6: 二, (增加經常性僱用員工)營建,製圖,測量等專業人員(人數)

<b>Information</b>	[Type= discrete] [Format=numeric] [Range= 0-5] [Missing=*]
<b>Statistics [NW/ W]</b>	[Valid=826 /-] [Invalid=2337 /-] [Mean=0.0133 /-] [StdDev=0.206 /-]

Value	Label	Cases	Percentage
0		821	99.4%
1		2	0.2%
2		2	0.2%
5		1	0.1%
Sysmiss		2337	

Warning: these figures indicate the number of cases found in the data file. They cannot be interpreted as summary statistics of the population of interest.

# a1\_7: 二, (增加經常性僱用員工)設計專業人員(人數)

<b>Information</b>	[Type= discrete] [Format=numeric] [Range= 0-9] [Missing=*]
<b>Statistics [NW/ W]</b>	[Valid=826 /-] [Invalid=2337 /-] [Mean=0.0363 /-] [StdDev=0.398 /-]

Value	Label	Cases	Percentage
0		814	98.5%
1		5	0.6%
2		3	0.4%
3		2	0.2%
4		1	0.1%
9		1	0.1%
Sysmiss		2337	

Warning: these figures indicate the number of cases found in the data file. They cannot be interpreted as summary statistics of the population of interest.

# a1\_8: 二, (增加經常性僱用員工)醫療保健專業人員(人數)

<b>Information</b>	[Type= continuous] [Format=numeric] [Range= 0-30] [Missing=*]
<b>Statistics [NW/ W]</b>	[Valid=826 /-] [Invalid=2337 /-] [Mean=0.264 /-] [StdDev=1.85 /-]

# a1\_9: 二, (增加經常性僱用員工)會計專業人員(人數)

<b>Information</b>	[Type= discrete] [Format=numeric] [Range= 0-1] [Missing=*]
<b>Statistics [NW/ W]</b>	[Valid=826 /-] [Invalid=2337 /-] [Mean=0.00121 /-] [StdDev=0.0348 /-]

Value	Label	Cases	Percentage
0		825	99.9%
1		1	0.1%

# a1_9: 二, (增加經常性僱用員工)會計專業人員(人數)			
Value	Label	Cases	Percentage
Systemmiss		2337	
<i>Warning: these figures indicate the number of cases found in the data file. They cannot be interpreted as summary statistics of the population of interest.</i>			
# a1_10: 二, (增加經常性僱用員工)財務, 保險, 金融, 投資等專業人員(人數)			
<b>Information</b>		[Type= discrete] [Format=numeric] [Range= 0-8] [Missing=*]	
<b>Statistics [NW/ W]</b>		[Valid=826 /-] [Invalid=2337 /-] [Mean=0.0169 /-] [StdDev=0.291 /-]	
Value	Label	Cases	Percentage
0		819	99.2%
1		6	0.7%
8		1	0.1%
Systemmiss		2337	
<i>Warning: these figures indicate the number of cases found in the data file. They cannot be interpreted as summary statistics of the population of interest.</i>			
# a1_11: 二, (增加經常性僱用員工)人力資源專業人員(人數)			
<b>Information</b>		[Type= discrete] [Format=numeric] [Range= 0-2] [Missing=*]	
<b>Statistics [NW/ W]</b>		[Valid=826 /-] [Invalid=2337 /-] [Mean=0.00605 /-] [StdDev=0.0919 /-]	
Value	Label	Cases	Percentage
0		822	99.5%
1		3	0.4%
2		1	0.1%
Systemmiss		2337	
<i>Warning: these figures indicate the number of cases found in the data file. They cannot be interpreted as summary statistics of the population of interest.</i>			
# a1_12: 二, (增加經常性僱用員工)企劃, 行銷, 公關等專業人員(人數)			
<b>Information</b>		[Type= discrete] [Format=numeric] [Range= 0-5] [Missing=*]	
<b>Statistics [NW/ W]</b>		[Valid=826 /-] [Invalid=2337 /-] [Mean=0.0424 /-] [StdDev=0.333 /-]	
Value	Label	Cases	Percentage
0		807	97.7%
1		10	1.2%
2		6	0.7%
3		1	0.1%
5		2	0.2%
Systemmiss		2337	
<i>Warning: these figures indicate the number of cases found in the data file. They cannot be interpreted as summary statistics of the population of interest.</i>			
# a1_13: 二, (增加經常性僱用員工)軟體, 程式, 網路, 系統, 資料庫等資訊專業人員(人數)			
<b>Information</b>		[Type= discrete] [Format=numeric] [Range= 0-15] [Missing=*]	
<b>Statistics [NW/ W]</b>		[Valid=826 /-] [Invalid=2337 /-] [Mean=0.069 /-] [StdDev=0.697 /-]	
Value	Label	Cases	Percentage
0		808	97.8%
1		9	1.1%
2		3	0.4%
3		1	0.1%
5		2	0.2%
6		1	0.1%
8		1	0.1%

# a1\_13: 二, (增加經常性僱用員工)軟體, 程式, 網路, 系統, 資料庫等資訊專業人員(人數)

Value	Label	Cases	Percentage
15		1	0.1%
Sysmiss		2337	

Warning: these figures indicate the number of cases found in the data file. They cannot be interpreted as summary statistics of the population of interest.

# a1\_14: 二, (增加經常性僱用員工)法務專業人員(人數)

<b>Information</b>	[Type= discrete] [Format=numeric] [Range= 0-3] [Missing=*]
<b>Statistics [NW/ W]</b>	[Valid=826 /-] [Invalid=2337 /-] [Mean=0.00726 /-] [StdDev=0.12 /-]

Value	Label	Cases	Percentage
0		822	99.5%
1		3	0.4%
3		1	0.1%
Sysmiss		2337	

Warning: these figures indicate the number of cases found in the data file. They cannot be interpreted as summary statistics of the population of interest.

# a1\_15: 二, (增加經常性僱用員工)其他專業人員(人數)

<b>Information</b>	[Type= discrete] [Format=numeric] [Range= 0-6] [Missing=*]
<b>Statistics [NW/ W]</b>	[Valid=826 /-] [Invalid=2337 /-] [Mean=0.0266 /-] [StdDev=0.282 /-]

Value	Label	Cases	Percentage
0		815	98.7%
1		5	0.6%
2		4	0.5%
3		1	0.1%
6		1	0.1%
Sysmiss		2337	

Warning: these figures indicate the number of cases found in the data file. They cannot be interpreted as summary statistics of the population of interest.

# a1\_16: 二, (增加經常性僱用員工)營建工程, 製圖技術員(人數)

<b>Information</b>	[Type= discrete] [Format=numeric] [Range= 0-15] [Missing=*]
<b>Statistics [NW/ W]</b>	[Valid=826 /-] [Invalid=2337 /-] [Mean=0.0993 /-] [StdDev=0.788 /-]

Value	Label	Cases	Percentage
0		802	97.1%
1		7	0.8%
2		6	0.7%
3		4	0.5%
5		3	0.4%
6		2	0.2%
9		1	0.1%
15		1	0.1%
Sysmiss		2337	

Warning: these figures indicate the number of cases found in the data file. They cannot be interpreted as summary statistics of the population of interest.

# a1\_17: 二, (增加經常性僱用員工)電機, 電子工程技術員(人數)

<b>Information</b>	[Type= continuous] [Format=numeric] [Range= 0-100] [Missing=*]
<b>Statistics [NW/ W]</b>	[Valid=826 /-] [Invalid=2337 /-] [Mean=0.455 /-] [StdDev=4.086 /-]

# a1\_18: 二, (增加經常性僱用員工)機械, 化工, 紡織, 食品等技術員(人數)

<b>Information</b>	[Type= discrete] [Format=numeric] [Range= 0-15] [Missing=*]
--------------------	-------------------------------------------------------------

# a1_18: 二, (增加經常性僱用員工)機械, 化工, 紡織, 食品等技術員(人數)			
Statistics [NW/ W]		[Valid=826 /-] [Invalid=2337 /-] [Mean=0.172 /-] [StdDev=1.121 /-]	
Value	Label	Cases	Percentage
0		793	96.0%
1		7	0.8%
2		7	0.8%
3		3	0.4%
4		3	0.4%
5		6	0.7%
6		3	0.4%
10		1	0.1%
12		1	0.1%
15		2	0.2%
System		2337	
<i>Warning: these figures indicate the number of cases found in the data file. They cannot be interpreted as summary statistics of the population of interest.</i>			
# a1_19: 二, (增加經常性僱用員工)生產管理技術員, 品質管制技術員(人數)			
Information		[Type= continuous] [Format=numeric] [Range= 0-25] [Missing=*]	
Statistics [NW/ W]		[Valid=826 /-] [Invalid=2337 /-] [Mean=0.12 /-] [StdDev=1.051 /-]	

# a1_20: 二, (增加經常性僱用員工)製程控制技術員(人數)			
Information		[Type= discrete] [Format=numeric] [Range= 0-8] [Missing=*]	
Statistics [NW/ W]		[Valid=826 /-] [Invalid=2337 /-] [Mean=0.0521 /-] [StdDev=0.444 /-]	
Value	Label	Cases	Percentage
0		810	98.1%
1		6	0.7%
3		7	0.8%
4		2	0.2%
8		1	0.1%
Sysmiss		2337	
<i>Warning: these figures indicate the number of cases found in the data file. They cannot be interpreted as summary statistics of the population of interest.</i>			
# a1_21: 二, (增加經常性僱用員工)製造, 營造監督人員(人數)			
Information		[Type= discrete] [Format=numeric] [Range= 0-20] [Missing=*]	
Statistics [NW/ W]		[Valid=826 /-] [Invalid=2337 /-] [Mean=0.114 /-] [StdDev=0.99 /-]	
Value	Label	Cases	Percentage
0		803	97.2%
1		5	0.6%
2		7	0.8%
3		3	0.4%
4		1	0.1%
5		4	0.5%
10		1	0.1%
12		1	0.1%
20		1	0.1%
Sysmiss		2337	
<i>Warning: these figures indicate the number of cases found in the data file. They cannot be interpreted as summary statistics of the population of interest.</i>			
# a1_22: 二, (增加經常性僱用員工)醫療保健助理專業人員(人數)			
Information		[Type= discrete] [Format=numeric] [Range= 0-10] [Missing=*]	
Statistics [NW/ W]		[Valid=826 /-] [Invalid=2337 /-] [Mean=0.0363 /-] [StdDev=0.52 /-]	
Value	Label	Cases	Percentage
0		818	99.0%
1		4	0.5%
2		1	0.1%
4		1	0.1%
10		2	0.2%
Sysmiss		2337	
<i>Warning: these figures indicate the number of cases found in the data file. They cannot be interpreted as summary statistics of the population of interest.</i>			
# a1_23: 二, (增加經常性僱用員工)環衛類技術員(含勞工安全類人員)(人數)			
Information		[Type= discrete] [Format=numeric] [Range= 0-5] [Missing=*]	
Statistics [NW/ W]		[Valid=826 /-] [Invalid=2337 /-] [Mean=0.0206 /-] [StdDev=0.253 /-]	
Value	Label	Cases	Percentage
0		819	99.2%
1		2	0.2%
2		2	0.2%

# a1\_23: 二, (增加經常性僱用員工)環衛類技術員(含勞工安全類人員)(人數)

Value	Label	Cases	Percentage
3		2	0.2%
5		1	0.1%
Sysmiss		2337	

*Warning: these figures indicate the number of cases found in the data file. They cannot be interpreted as summary statistics of the population of interest.*

# a1\_24: 二, (增加經常性僱用員工)財務, 金融等助理人員(人數)

<b>Information</b>	[Type= discrete] [Format=numeric] [Range= 0-10] [Missing=*]		
<b>Statistics [NW/ W]</b>	[Valid=826 /-] [Invalid=2337 /-] [Mean=0.0315 /-] [StdDev=0.396 /-]		
Value	Label	Cases	Percentage
0		815	98.7%
1		5	0.6%
2		4	0.5%
3		1	0.1%
10		1	0.1%
Sysmiss		2337	

*Warning: these figures indicate the number of cases found in the data file. They cannot be interpreted as summary statistics of the population of interest.*

# a1\_25: 二, (增加經常性僱用員工)會計助理人員(人數)

<b>Information</b>	[Type= discrete] [Format=numeric] [Range= 0-6] [Missing=*]		
<b>Statistics [NW/ W]</b>	[Valid=826 /-] [Invalid=2337 /-] [Mean=0.0339 /-] [StdDev=0.346 /-]		
Value	Label	Cases	Percentage
0		814	98.5%
1		6	0.7%
2		2	0.2%
3		1	0.1%
4		1	0.1%
5		1	0.1%
6		1	0.1%
Sysmiss		2337	

*Warning: these figures indicate the number of cases found in the data file. They cannot be interpreted as summary statistics of the population of interest.*

# a1\_26: 二, (增加經常性僱用員工)業務銷售, 貿易助理專業人員(人數)

<b>Information</b>	[Type= continuous] [Format=numeric] [Range= 0-24] [Missing=*]		
<b>Statistics [NW/ W]</b>	[Valid=826 /-] [Invalid=2337 /-] [Mean=0.42 /-] [StdDev=1.601 /-]		

# a1\_27: 二, (增加經常性僱用員工)採購員(人數)

<b>Information</b>	[Type= discrete] [Format=numeric] [Range= 0-4] [Missing=*]		
<b>Statistics [NW/ W]</b>	[Valid=826 /-] [Invalid=2337 /-] [Mean=0.04 /-] [StdDev=0.318 /-]		
Value	Label	Cases	Percentage
0		810	98.1%
1		6	0.7%
2		5	0.6%
3		3	0.4%
4		2	0.2%
Sysmiss		2337	

*Warning: these figures indicate the number of cases found in the data file. They cannot be interpreted as summary statistics of the population of interest.*

# a1_28: 二, (增加經常性僱用員工) 人力資源助理專業人員(人數)			
Information		[Type= discrete] [Format=numeric] [Range= 0-3] [Missing=*]	
Statistics [NW/ W]		[Valid=826 /-] [Invalid=2337 /-] [Mean=0.0109 /-] [StdDev=0.167 /-]	
Value	Label	Cases	Percentage
0		822	99.5%
1		1	0.1%
2		1	0.1%
3		2	0.2%
Sysmiss		2337	
<i>Warning: these figures indicate the number of cases found in the data file. They cannot be interpreted as summary statistics of the population of interest.</i>			
# a1_29: 二, (增加經常性僱用員工) 不動產經紀人(人數)			
Information		[Type= continuous] [Format=numeric] [Range= 0-750] [Missing=*]	
Statistics [NW/ W]		[Valid=826 /-] [Invalid=2337 /-] [Mean=1.695 /-] [StdDev=33.415 /-]	
# a1_30: 二, (增加經常性僱用員工) 法務助理人員(人數)			
Information		[Type= discrete] [Format=numeric] [Range= 0-6] [Missing=*]	
Statistics [NW/ W]		[Valid=826 /-] [Invalid=2337 /-] [Mean=0.0133 /-] [StdDev=0.233 /-]	
Value	Label	Cases	Percentage
0		822	99.5%
1		1	0.1%
2		2	0.2%
6		1	0.1%
Sysmiss		2337	
<i>Warning: these figures indicate the number of cases found in the data file. They cannot be interpreted as summary statistics of the population of interest.</i>			
# a1_31: 二, (增加經常性僱用員工) 資訊及通訊傳播技術員(人數)			
Information		[Type= continuous] [Format=numeric] [Range= 0-25] [Missing=*]	
Statistics [NW/ W]		[Valid=826 /-] [Invalid=2337 /-] [Mean=0.237 /-] [StdDev=1.55 /-]	
# a1_32: 二, (增加經常性僱用員工) 其他技術員及助理專業人員(人數)			
Information		[Type= continuous] [Format=numeric] [Range= 0-30] [Missing=*]	
Statistics [NW/ W]		[Valid=826 /-] [Invalid=2337 /-] [Mean=0.0714 /-] [StdDev=1.181 /-]	
# a1_33: 二, (增加經常性僱用員工) 一般及文書事務人員(人數)			
Information		[Type= continuous] [Format=numeric] [Range= 0-50] [Missing=*]	
Statistics [NW/ W]		[Valid=826 /-] [Invalid=2337 /-] [Mean=0.338 /-] [StdDev=2.503 /-]	
# a1_34: 二, (增加經常性僱用員工) 顧客服務事務人員(人數)			
Information		[Type= discrete] [Format=numeric] [Range= 0-20] [Missing=*]	
Statistics [NW/ W]		[Valid=826 /-] [Invalid=2337 /-] [Mean=0.0969 /-] [StdDev=0.892 /-]	
Value	Label	Cases	Percentage
0		802	97.1%
1		9	1.1%
2		4	0.5%
3		5	0.6%
4		3	0.4%
5		1	0.1%
11		1	0.1%



# a1\_34: 二, (增加經常性僱用員工)顧客服務事務人員(人數)

Value	Label	Cases	Percentage
20		1	0.1%
Systemmiss		2337	

Warning: these figures indicate the number of cases found in the data file. They cannot be interpreted as summary statistics of the population of interest.

# a1\_35: 二, (增加經常性僱用員工)會計, 生產, 運輸事務人員(人數)

<b>Information</b>	[Type= discrete] [Format=numeric] [Range= 0-8] [Missing=*]
<b>Statistics [NW/ W]</b>	[Valid=826 /-] [Invalid=2337 /-] [Mean=0.0642 /-] [StdDev=0.408 /-]

Value	Label	Cases	Percentage
0		793	96.0%
1		22	2.7%
2		7	0.8%
3		3	0.4%
8		1	0.1%
Systemmiss		2337	

Warning: these figures indicate the number of cases found in the data file. They cannot be interpreted as summary statistics of the population of interest.

# a1\_36: 二, (增加經常性僱用員工)人事(人數)

<b>Information</b>	[Type= discrete] [Format=numeric] [Range= 0-0] [Missing=*]
<b>Statistics [NW/ W]</b>	[Valid=826 /-] [Invalid=2337 /-] [Mean=0 /-] [StdDev=0 /-]

Value	Label	Cases	Percentage
0		826	100.0%
Systemmiss		2337	

Warning: these figures indicate the number of cases found in the data file. They cannot be interpreted as summary statistics of the population of interest.

# a1\_37: 二, (增加經常性僱用員工)其他事務支援人員(人數)

<b>Information</b>	[Type= discrete] [Format=numeric] [Range= 0-0] [Missing=*]
<b>Statistics [NW/ W]</b>	[Valid=826 /-] [Invalid=2337 /-] [Mean=0 /-] [StdDev=0 /-]

Value	Label	Cases	Percentage
0		826	100.0%
Systemmiss		2337	

Warning: these figures indicate the number of cases found in the data file. They cannot be interpreted as summary statistics of the population of interest.

# a1\_38: 二, (增加經常性僱用員工)車, 船, 機上服務人員(人數)

<b>Information</b>	[Type= discrete] [Format=numeric] [Range= 0-0] [Missing=*]
<b>Statistics [NW/ W]</b>	[Valid=826 /-] [Invalid=2337 /-] [Mean=0 /-] [StdDev=0 /-]

Value	Label	Cases	Percentage
0		826	100.0%
Systemmiss		2337	

Warning: these figures indicate the number of cases found in the data file. They cannot be interpreted as summary statistics of the population of interest.

# a1\_39: 二, (增加經常性僱用員工)導遊及領隊(人數)

<b>Information</b>	[Type= discrete] [Format=numeric] [Range= 0-10] [Missing=*]
<b>Statistics [NW/ W]</b>	[Valid=826 /-] [Invalid=2337 /-] [Mean=0.0121 /-] [StdDev=0.348 /-]

Value	Label	Cases	Percentage
0		825	99.9%
10		1	0.1%

# a1_39: 二, (增加經常性僱用員工)導遊及領隊(人數)			
Value	Label	Cases	Percentage
Sysmiss		2337	
<i>Warning: these figures indicate the number of cases found in the data file. They cannot be interpreted as summary statistics of the population of interest.</i>			
# a1_40: 二, (增加經常性僱用員工)廚師(人數)			
<b>Information</b>		[Type= discrete] [Format=numeric] [Range= 0-12] [Missing=*]	
<b>Statistics [NW/ W]</b>		[Valid=826 /-] [Invalid=2337 /-] [Mean=0.0847 /-] [StdDev=0.673 /-]	
Value	Label	Cases	Percentage
0		806	97.6%
1		5	0.6%
2		4	0.5%
3		3	0.4%
4		1	0.1%
5		4	0.5%
6		2	0.2%
12		1	0.1%
Sysmiss		2337	
<i>Warning: these figures indicate the number of cases found in the data file. They cannot be interpreted as summary statistics of the population of interest.</i>			
# a1_41: 二, (增加經常性僱用員工)餐飲服務員(人數)			
<b>Information</b>		[Type= discrete] [Format=numeric] [Range= 0-20] [Missing=*]	
<b>Statistics [NW/ W]</b>		[Valid=826 /-] [Invalid=2337 /-] [Mean=0.312 /-] [StdDev=1.811 /-]	
Value	Label	Cases	Percentage
0		787	95.3%
1		4	0.5%
2		3	0.4%
3		4	0.5%
4		2	0.2%
5		13	1.6%
6		1	0.1%
8		3	0.4%
10		4	0.5%
15		1	0.1%
18		1	0.1%
20		3	0.4%
Sysmiss		2337	
<i>Warning: these figures indicate the number of cases found in the data file. They cannot be interpreted as summary statistics of the population of interest.</i>			
# a1_42: 二, (增加經常性僱用員工)商店銷售有關人員及展售說明人員(人數)			
<b>Information</b>		[Type= continuous] [Format=numeric] [Range= 0-70] [Missing=*]	
<b>Statistics [NW/ W]</b>		[Valid=826 /-] [Invalid=2337 /-] [Mean=0.469 /-] [StdDev=3.518 /-]	
# a1_43: 二, (增加經常性僱用員工)電話及網路行銷人員(人數)			
<b>Information</b>		[Type= discrete] [Format=numeric] [Range= 0-10] [Missing=*]	
<b>Statistics [NW/ W]</b>		[Valid=826 /-] [Invalid=2337 /-] [Mean=0.0266 /-] [StdDev=0.448 /-]	
Value	Label	Cases	Percentage
0		822	99.5%

# a1_43: 二, (增加經常性僱用員工)電話及網路行銷人員(人數)			
Value	Label	Cases	Percentage
1		1	0.1%
4		1	0.1%
7		1	0.1%
10		1	0.1%
Sysmiss		2337	
<i>Warning: these figures indicate the number of cases found in the data file. They cannot be interpreted as summary statistics of the population of interest.</i>			
# a1_44: 二, (增加經常性僱用員工)健康照顧人員, 陪病人員(人數)			
<b>Information</b>	[Type= discrete] [Format=numeric] [Range= 0-6] [Missing=*]		
<b>Statistics [NW/ W]</b>	[Valid=826 /-] [Invalid=2337 /-] [Mean=0.0508 /-] [StdDev=0.459 /-]		
Value	Label	Cases	Percentage
0		814	98.5%
1		1	0.1%
2		3	0.4%
3		3	0.4%
5		4	0.5%
6		1	0.1%
Sysmiss		2337	
<i>Warning: these figures indicate the number of cases found in the data file. They cannot be interpreted as summary statistics of the population of interest.</i>			
# a1_45: 二, (增加經常性僱用員工)保全(含建築物管理員)(人數)			
<b>Information</b>	[Type= continuous] [Format=numeric] [Range= 0-96] [Missing=*]		
<b>Statistics [NW/ W]</b>	[Valid=826 /-] [Invalid=2337 /-] [Mean=0.277 /-] [StdDev=3.576 /-]		
# a1_46: 二, (增加經常性僱用員工)其他服務及銷售工作人員(人數)			
<b>Information</b>	[Type= continuous] [Format=numeric] [Range= 0-80] [Missing=*]		
<b>Statistics [NW/ W]</b>	[Valid=826 /-] [Invalid=2337 /-] [Mean=0.176 /-] [StdDev=2.995 /-]		
# a1_47: 二, (增加經常性僱用員工)營建及有關工作人員(人數)			
<b>Information</b>	[Type= discrete] [Format=numeric] [Range= 0-20] [Missing=*]		
<b>Statistics [NW/ W]</b>	[Valid=826 /-] [Invalid=2337 /-] [Mean=0.0351 /-] [StdDev=0.722 /-]		
Value	Label	Cases	Percentage
0		821	99.4%
1		2	0.2%
2		1	0.1%
5		1	0.1%
20		1	0.1%
Sysmiss		2337	
<i>Warning: these figures indicate the number of cases found in the data file. They cannot be interpreted as summary statistics of the population of interest.</i>			
# a1_48: 二, (增加經常性僱用員工)品質檢查人員(人數)			
<b>Information</b>	[Type= continuous] [Format=numeric] [Range= 0-25] [Missing=*]		
<b>Statistics [NW/ W]</b>	[Valid=826 /-] [Invalid=2337 /-] [Mean=0.069 /-] [StdDev=0.918 /-]		
# a1_49: 二, (增加經常性僱用員工)維修技術類工作人員(人數)			
<b>Information</b>	[Type= continuous] [Format=numeric] [Range= 0-30] [Missing=*]		
<b>Statistics [NW/ W]</b>	[Valid=826 /-] [Invalid=2337 /-] [Mean=0.295 /-] [StdDev=2.014 /-]		

# a1_50: 二, (增加經常性僱用員工)操作技術類工作人員(人數)			
<b>Information</b>		[Type= continuous] [Format=numeric] [Range= 0-55] [Missing=*]	
<b>Statistics [NW/ W]</b>		[Valid=826 /-] [Invalid=2337 /-] [Mean=1.316 /-] [StdDev=4.437 /-]	
# a1_51: 二, (增加經常性僱用員工)組裝人員(人數)			
<b>Information</b>		[Type= continuous] [Format=numeric] [Range= 0-25] [Missing=*]	
<b>Statistics [NW/ W]</b>		[Valid=826 /-] [Invalid=2337 /-] [Mean=0.444 /-] [StdDev=2.081 /-]	
# a1_52: 二, (增加經常性僱用員工)駕駛及移運設備操作人員(人數)			
<b>Information</b>		[Type= discrete] [Format=numeric] [Range= 0-18] [Missing=*]	
<b>Statistics [NW/ W]</b>		[Valid=826 /-] [Invalid=2337 /-] [Mean=0.12 /-] [StdDev=0.902 /-]	
Value	Label	Cases	Percentage
0		797	96.5%
1		9	1.1%
2		6	0.7%
3		5	0.6%
4		2	0.2%
5		4	0.5%
7		1	0.1%
10		1	0.1%
18		1	0.1%
Sysmiss		2337	
<i>Warning: these figures indicate the number of cases found in the data file. They cannot be interpreted as summary statistics of the population of interest.</i>			
# a1_53: 二, (增加經常性僱用員工)其他技藝, 機械設備操作及組裝人員(人數)			
<b>Information</b>		[Type= discrete] [Format=numeric] [Range= 0-13] [Missing=*]	
<b>Statistics [NW/ W]</b>		[Valid=826 /-] [Invalid=2337 /-] [Mean=0.0387 /-] [StdDev=0.566 /-]	
Value	Label	Cases	Percentage
0		820	99.3%
2		2	0.2%
3		1	0.1%
4		1	0.1%
8		1	0.1%
13		1	0.1%
Sysmiss		2337	
<i>Warning: these figures indicate the number of cases found in the data file. They cannot be interpreted as summary statistics of the population of interest.</i>			
# a1_54: 二, (增加經常性僱用員工)清潔工(人數)			
<b>Information</b>		[Type= discrete] [Format=numeric] [Range= 0-20] [Missing=*]	
<b>Statistics [NW/ W]</b>		[Valid=826 /-] [Invalid=2337 /-] [Mean=0.0932 /-] [StdDev=1.004 /-]	
Value	Label	Cases	Percentage
0		812	98.3%
1		2	0.2%
2		3	0.4%
3		2	0.2%
4		2	0.2%
5		2	0.2%
10		1	0.1%

# a1\_54: 二, (增加經常性僱用員工)清潔工(人數)

Value	Label	Cases	Percentage
15		1	0.1%
20		1	0.1%
Sysmiss		2337	

*Warning: these figures indicate the number of cases found in the data file. They cannot be interpreted as summary statistics of the population of interest.*

# a1\_55: 二, (增加經常性僱用員工)勞力工(人數)

<b>Information</b>	[Type= discrete] [Format=numeric] [Range= 0-20] [Missing=*]
<b>Statistics [NW/ W]</b>	[Valid=826 /-] [Invalid=2337 /-] [Mean=0.272 /-] [StdDev=1.315 /-]

Value	Label	Cases	Percentage
0		767	92.9%
1		9	1.1%
2		17	2.1%
3		13	1.6%
4		2	0.2%
5		9	1.1%
6		2	0.2%
8		1	0.1%
10		5	0.6%
20		1	0.1%
Sysmiss		2337	

*Warning: these figures indicate the number of cases found in the data file. They cannot be interpreted as summary statistics of the population of interest.*

# a1\_56: 二, (增加經常性僱用員工)其他基層技術工及勞力工(人數)

<b>Information</b>	[Type= continuous] [Format=numeric] [Range= 0-35] [Missing=*]
<b>Statistics [NW/ W]</b>	[Valid=826 /-] [Invalid=2337 /-] [Mean=0.162 /-] [StdDev=1.731 /-]

# a2\_0: 二, (增加臨時或季節性員工)主管及經理人員(人數)

<b>Information</b>	[Type= discrete] [Format=numeric] [Range= 0-0] [Missing=*]
<b>Statistics [NW/ W]</b>	[Valid=826 /-] [Invalid=2337 /-] [Mean=0 /-] [StdDev=0 /-]

Value	Label	Cases	Percentage
0		826	100.0%
Sysmiss		2337	

*Warning: these figures indicate the number of cases found in the data file. They cannot be interpreted as summary statistics of the population of interest.*

# a2\_1: 二, (增加臨時或季節性員工)生產管理, 品質管制工程師(人數)

<b>Information</b>	[Type= discrete] [Format=numeric] [Range= 0-0] [Missing=*]
<b>Statistics [NW/ W]</b>	[Valid=826 /-] [Invalid=2337 /-] [Mean=0 /-] [StdDev=0 /-]

Value	Label	Cases	Percentage
0		826	100.0%
Sysmiss		2337	

*Warning: these figures indicate the number of cases found in the data file. They cannot be interpreted as summary statistics of the population of interest.*

# a2\_2: 二, (增加臨時或季節性員工)製程工程師(人數)

<b>Information</b>	[Type= discrete] [Format=numeric] [Range= 0-0] [Missing=*]
<b>Statistics [NW/ W]</b>	[Valid=826 /-] [Invalid=2337 /-] [Mean=0 /-] [StdDev=0 /-]

Value	Label	Cases	Percentage
0		826	100.0%

# a2_2: 二, (增加臨時或季節性員工)製程工程師(人數)			
Value	Label	Cases	Percentage
0		826	100.0%
Sysmiss		2337	
<i>Warning: these figures indicate the number of cases found in the data file. They cannot be interpreted as summary statistics of the population of interest.</i>			
# a2_3: 二, (增加臨時或季節性員工)環衛工程師(人數)			
<b>Information</b>		[Type= discrete] [Format=numeric] [Range= 0-0] [Missing=*]	
<b>Statistics [NW/ W]</b>		[Valid=826 /-] [Invalid=2337 /-] [Mean=0 /-] [StdDev=0 /-]	
Value	Label	Cases	Percentage
0		826	100.0%
Sysmiss		2337	
<i>Warning: these figures indicate the number of cases found in the data file. They cannot be interpreted as summary statistics of the population of interest.</i>			
# a2_4: 二, (增加臨時或季節性員工)機械, 化工, 紡織, 食品等工程師及研發人員(人數)			
<b>Information</b>		[Type= discrete] [Format=numeric] [Range= 0-0] [Missing=*]	
<b>Statistics [NW/ W]</b>		[Valid=826 /-] [Invalid=2337 /-] [Mean=0 /-] [StdDev=0 /-]	
Value	Label	Cases	Percentage
0		826	100.0%
Sysmiss		2337	
<i>Warning: these figures indicate the number of cases found in the data file. They cannot be interpreted as summary statistics of the population of interest.</i>			
# a2_5: 二, (增加臨時或季節性員工)電科技工程師(人數)			
<b>Information</b>		[Type= discrete] [Format=numeric] [Range= 0-0] [Missing=*]	
<b>Statistics [NW/ W]</b>		[Valid=826 /-] [Invalid=2337 /-] [Mean=0 /-] [StdDev=0 /-]	
Value	Label	Cases	Percentage
0		826	100.0%
Sysmiss		2337	
<i>Warning: these figures indicate the number of cases found in the data file. They cannot be interpreted as summary statistics of the population of interest.</i>			
# a2_6: 二, (增加臨時或季節性員工)營建, 製圖, 測量等專業人員(人數)			
<b>Information</b>		[Type= discrete] [Format=numeric] [Range= 0-0] [Missing=*]	
<b>Statistics [NW/ W]</b>		[Valid=826 /-] [Invalid=2337 /-] [Mean=0 /-] [StdDev=0 /-]	
Value	Label	Cases	Percentage
0		826	100.0%
Sysmiss		2337	
<i>Warning: these figures indicate the number of cases found in the data file. They cannot be interpreted as summary statistics of the population of interest.</i>			
# a2_7: 二, (增加臨時或季節性員工)設計專業人員(人數)			
<b>Information</b>		[Type= discrete] [Format=numeric] [Range= 0-0] [Missing=*]	
<b>Statistics [NW/ W]</b>		[Valid=826 /-] [Invalid=2337 /-] [Mean=0 /-] [StdDev=0 /-]	
Value	Label	Cases	Percentage
0		826	100.0%
Sysmiss		2337	
<i>Warning: these figures indicate the number of cases found in the data file. They cannot be interpreted as summary statistics of the population of interest.</i>			
# a2_8: 二, (增加臨時或季節性員工)醫療保健專業人員(人數)			
<b>Information</b>		[Type= discrete] [Format=numeric] [Range= 0-2] [Missing=*]	
<b>Statistics [NW/ W]</b>		[Valid=826 /-] [Invalid=2337 /-] [Mean=0.00363 /-] [StdDev=0.0778 /-]	

# a2\_8: 二, (增加臨時或季節性員工)醫療保健專業人員(人數)

Value	Label	Cases	Percentage
0		824	99.8%
1		1	0.1%
2		1	0.1%
Sysmiss		2337	

Warning: these figures indicate the number of cases found in the data file. They cannot be interpreted as summary statistics of the population of interest.

# a2\_9: 二, (增加臨時或季節性員工)會計專業人員(人數)

<b>Information</b>	[Type= discrete] [Format=numeric] [Range= 0-0] [Missing=*]		
<b>Statistics [NW/ W]</b>	[Valid=826 /-] [Invalid=2337 /-] [Mean=0 /-] [StdDev=0 /-]		
Value	Label	Cases	Percentage
0		826	100.0%
Sysmiss		2337	

Warning: these figures indicate the number of cases found in the data file. They cannot be interpreted as summary statistics of the population of interest.

# a2\_10: 二, (增加臨時或季節性員工)財務, 保險, 金融, 投資等專業人員(人數)

<b>Information</b>	[Type= discrete] [Format=numeric] [Range= 0-0] [Missing=*]		
<b>Statistics [NW/ W]</b>	[Valid=826 /-] [Invalid=2337 /-] [Mean=0 /-] [StdDev=0 /-]		
Value	Label	Cases	Percentage
0		826	100.0%
Sysmiss		2337	

Warning: these figures indicate the number of cases found in the data file. They cannot be interpreted as summary statistics of the population of interest.

# a2\_11: 二, (增加臨時或季節性員工)人力資源專業人員(人數)

<b>Information</b>	[Type= discrete] [Format=numeric] [Range= 0-0] [Missing=*]		
<b>Statistics [NW/ W]</b>	[Valid=826 /-] [Invalid=2337 /-] [Mean=0 /-] [StdDev=0 /-]		
Value	Label	Cases	Percentage
0		826	100.0%
Sysmiss		2337	

Warning: these figures indicate the number of cases found in the data file. They cannot be interpreted as summary statistics of the population of interest.

# a2\_12: 二, (增加臨時或季節性員工)企劃, 行銷, 公關等專業人員(人數)

<b>Information</b>	[Type= discrete] [Format=numeric] [Range= 0-0] [Missing=*]		
<b>Statistics [NW/ W]</b>	[Valid=826 /-] [Invalid=2337 /-] [Mean=0 /-] [StdDev=0 /-]		
Value	Label	Cases	Percentage
0		826	100.0%
Sysmiss		2337	

Warning: these figures indicate the number of cases found in the data file. They cannot be interpreted as summary statistics of the population of interest.

# a2_13: 二, (增加臨時或季節性員工)軟體,程式,網路,系統,資料庫等資訊專業人員(人數)			
Information		[Type= discrete] [Format=numeric] [Range= 0-0] [Missing=*]	
Statistics [NW/ W]		[Valid=826 /-] [Invalid=2337 /-] [Mean=0 /-] [StdDev=0 /-]	
Value	Label	Cases	Percentage
0		826	100.0%
Sysmiss		2337	
<i>Warning: these figures indicate the number of cases found in the data file. They cannot be interpreted as summary statistics of the population of interest.</i>			
# a2_14: 二, (增加臨時或季節性員工)法務專業人員(人數)			
Information		[Type= discrete] [Format=numeric] [Range= 0-0] [Missing=*]	
Statistics [NW/ W]		[Valid=826 /-] [Invalid=2337 /-] [Mean=0 /-] [StdDev=0 /-]	
Value	Label	Cases	Percentage
0		826	100.0%
Sysmiss		2337	
<i>Warning: these figures indicate the number of cases found in the data file. They cannot be interpreted as summary statistics of the population of interest.</i>			
# a2_15: 二, (增加臨時或季節性員工)其他專業人員(人數)			
Information		[Type= discrete] [Format=numeric] [Range= 0-0] [Missing=*]	
Statistics [NW/ W]		[Valid=826 /-] [Invalid=2337 /-] [Mean=0 /-] [StdDev=0 /-]	
Value	Label	Cases	Percentage
0		826	100.0%
Sysmiss		2337	
<i>Warning: these figures indicate the number of cases found in the data file. They cannot be interpreted as summary statistics of the population of interest.</i>			
# a2_16: 二, (增加臨時或季節性員工)營建工程,製圖技術員(人數)			
Information		[Type= discrete] [Format=numeric] [Range= 0-0] [Missing=*]	
Statistics [NW/ W]		[Valid=826 /-] [Invalid=2337 /-] [Mean=0 /-] [StdDev=0 /-]	
Value	Label	Cases	Percentage
0		826	100.0%
Sysmiss		2337	
<i>Warning: these figures indicate the number of cases found in the data file. They cannot be interpreted as summary statistics of the population of interest.</i>			
# a2_17: 二, (增加臨時或季節性員工)電機,電子工程技術員(人數)			
Information		[Type= discrete] [Format=numeric] [Range= 0-0] [Missing=*]	
Statistics [NW/ W]		[Valid=826 /-] [Invalid=2337 /-] [Mean=0 /-] [StdDev=0 /-]	
Value	Label	Cases	Percentage
0		826	100.0%
Sysmiss		2337	
<i>Warning: these figures indicate the number of cases found in the data file. They cannot be interpreted as summary statistics of the population of interest.</i>			
# a2_18: 二, (增加臨時或季節性員工)機械,化工,紡織,食品等技術員(人數)			
Information		[Type= discrete] [Format=numeric] [Range= 0-0] [Missing=*]	
Statistics [NW/ W]		[Valid=826 /-] [Invalid=2337 /-] [Mean=0 /-] [StdDev=0 /-]	
Value	Label	Cases	Percentage
0		826	100.0%
Sysmiss		2337	
<i>Warning: these figures indicate the number of cases found in the data file. They cannot be interpreted as summary statistics of the population of interest.</i>			



# a2_19: 二, (增加臨時或季節性員工)生產管理技術員, 品質管制技術員(人數)			
Information		[Type= discrete] [Format=numeric] [Range= 0-0] [Missing=*]	
Statistics [NW/ W]		[Valid=826 /-] [Invalid=2337 /-] [Mean=0 /-] [StdDev=0 /-]	
Value	Label	Cases	Percentage
0		826	100.0%
Sysmiss		2337	
<i>Warning: these figures indicate the number of cases found in the data file. They cannot be interpreted as summary statistics of the population of interest.</i>			
# a2_20: 二, (增加臨時或季節性員工)製程控制技術員(人數)			
Information		[Type= discrete] [Format=numeric] [Range= 0-0] [Missing=*]	
Statistics [NW/ W]		[Valid=826 /-] [Invalid=2337 /-] [Mean=0 /-] [StdDev=0 /-]	
Value	Label	Cases	Percentage
0		826	100.0%
Sysmiss		2337	
<i>Warning: these figures indicate the number of cases found in the data file. They cannot be interpreted as summary statistics of the population of interest.</i>			
# a2_21: 二, (增加臨時或季節性員工)製造, 營造監督人員(人數)			
Information		[Type= discrete] [Format=numeric] [Range= 0-20] [Missing=*]	
Statistics [NW/ W]		[Valid=826 /-] [Invalid=2337 /-] [Mean=0.0242 /-] [StdDev=0.696 /-]	
Value	Label	Cases	Percentage
0		825	99.9%
20		1	0.1%
Sysmiss		2337	
<i>Warning: these figures indicate the number of cases found in the data file. They cannot be interpreted as summary statistics of the population of interest.</i>			
# a2_22: 二, (增加臨時或季節性員工)醫療保健助理專業人員(人數)			
Information		[Type= discrete] [Format=numeric] [Range= 0-0] [Missing=*]	
Statistics [NW/ W]		[Valid=826 /-] [Invalid=2337 /-] [Mean=0 /-] [StdDev=0 /-]	
Value	Label	Cases	Percentage
0		826	100.0%
Sysmiss		2337	
<i>Warning: these figures indicate the number of cases found in the data file. They cannot be interpreted as summary statistics of the population of interest.</i>			
# a2_23: 二, (增加臨時或季節性員工)環衛類技術員(含勞工安全類人員)(人數)			
Information		[Type= discrete] [Format=numeric] [Range= 0-0] [Missing=*]	
Statistics [NW/ W]		[Valid=826 /-] [Invalid=2337 /-] [Mean=0 /-] [StdDev=0 /-]	
Value	Label	Cases	Percentage
0		826	100.0%
Sysmiss		2337	
<i>Warning: these figures indicate the number of cases found in the data file. They cannot be interpreted as summary statistics of the population of interest.</i>			
# a2_24: 二, (增加臨時或季節性員工)財務, 金融等助理人員(人數)			
Information		[Type= discrete] [Format=numeric] [Range= 0-0] [Missing=*]	
Statistics [NW/ W]		[Valid=826 /-] [Invalid=2337 /-] [Mean=0 /-] [StdDev=0 /-]	
Value	Label	Cases	Percentage
0		826	100.0%
Sysmiss		2337	
<i>Warning: these figures indicate the number of cases found in the data file. They cannot be interpreted as summary statistics of the population of interest.</i>			

# a2_25: 二, (增加臨時或季節性員工)會計助理人員(人數)			
Information		[Type= discrete] [Format=numeric] [Range= 0-0] [Missing=*]	
Statistics [NW/ W]		[Valid=826 /-] [Invalid=2337 /-] [Mean=0 /-] [StdDev=0 /-]	
Value	Label	Cases	Percentage
0		826	100.0%
Sysmiss		2337	
<i>Warning: these figures indicate the number of cases found in the data file. They cannot be interpreted as summary statistics of the population of interest.</i>			
# a2_26: 二, (增加臨時或季節性員工)業務銷售,貿易助理專業人員(人數)			
Information		[Type= discrete] [Format=numeric] [Range= 0-0] [Missing=*]	
Statistics [NW/ W]		[Valid=826 /-] [Invalid=2337 /-] [Mean=0 /-] [StdDev=0 /-]	
Value	Label	Cases	Percentage
0		826	100.0%
Sysmiss		2337	
<i>Warning: these figures indicate the number of cases found in the data file. They cannot be interpreted as summary statistics of the population of interest.</i>			
# a2_27: 二, (增加臨時或季節性員工)採購員(人數)			
Information		[Type= discrete] [Format=numeric] [Range= 0-0] [Missing=*]	
Statistics [NW/ W]		[Valid=826 /-] [Invalid=2337 /-] [Mean=0 /-] [StdDev=0 /-]	
Value	Label	Cases	Percentage
0		826	100.0%
Sysmiss		2337	
<i>Warning: these figures indicate the number of cases found in the data file. They cannot be interpreted as summary statistics of the population of interest.</i>			
# a2_28: 二, (增加臨時或季節性員工)人力資源助理專業人員(人數)			
Information		[Type= discrete] [Format=numeric] [Range= 0-0] [Missing=*]	
Statistics [NW/ W]		[Valid=826 /-] [Invalid=2337 /-] [Mean=0 /-] [StdDev=0 /-]	
Value	Label	Cases	Percentage
0		826	100.0%
Sysmiss		2337	
<i>Warning: these figures indicate the number of cases found in the data file. They cannot be interpreted as summary statistics of the population of interest.</i>			
# a2_29: 二, (增加臨時或季節性員工)不動產經紀人(人數)			
Information		[Type= discrete] [Format=numeric] [Range= 0-0] [Missing=*]	
Statistics [NW/ W]		[Valid=826 /-] [Invalid=2337 /-] [Mean=0 /-] [StdDev=0 /-]	
Value	Label	Cases	Percentage
0		826	100.0%
Sysmiss		2337	
<i>Warning: these figures indicate the number of cases found in the data file. They cannot be interpreted as summary statistics of the population of interest.</i>			
# a2_30: 二, (增加臨時或季節性員工)法務助理人員(人數)			
Information		[Type= discrete] [Format=numeric] [Range= 0-0] [Missing=*]	
Statistics [NW/ W]		[Valid=826 /-] [Invalid=2337 /-] [Mean=0 /-] [StdDev=0 /-]	
Value	Label	Cases	Percentage
0		826	100.0%
Sysmiss		2337	
<i>Warning: these figures indicate the number of cases found in the data file. They cannot be interpreted as summary statistics of the population of interest.</i>			

# a2_31: 二, (增加臨時或季節性員工)資訊及通訊傳播技術員(人數)			
<b>Information</b>		[Type= discrete] [Format=numeric] [Range= 0-0] [Missing=*]	
<b>Statistics [NW/ W]</b>		[Valid=826 /-] [Invalid=2337 /-] [Mean=0 /-] [StdDev=0 /-]	
<b>Value</b>	<b>Label</b>	<b>Cases</b>	<b>Percentage</b>
0		826	100.0%
Sysmiss		2337	
<i>Warning: these figures indicate the number of cases found in the data file. They cannot be interpreted as summary statistics of the population of interest.</i>			
# a2_32: 二, (增加臨時或季節性員工)其他技術員及助理專業人員(人數)			
<b>Information</b>		[Type= discrete] [Format=numeric] [Range= 0-0] [Missing=*]	
<b>Statistics [NW/ W]</b>		[Valid=826 /-] [Invalid=2337 /-] [Mean=0 /-] [StdDev=0 /-]	
<b>Value</b>	<b>Label</b>	<b>Cases</b>	<b>Percentage</b>
0		826	100.0%
Sysmiss		2337	
<i>Warning: these figures indicate the number of cases found in the data file. They cannot be interpreted as summary statistics of the population of interest.</i>			
# a2_33: 二, (增加臨時或季節性員工)一般及文書事務人員(人數)			
<b>Information</b>		[Type= discrete] [Format=numeric] [Range= 0-5] [Missing=*]	
<b>Statistics [NW/ W]</b>		[Valid=826 /-] [Invalid=2337 /-] [Mean=0.0109 /-] [StdDev=0.194 /-]	
<b>Value</b>	<b>Label</b>	<b>Cases</b>	<b>Percentage</b>
0		822	99.5%
1		2	0.2%
2		1	0.1%
5		1	0.1%
Sysmiss		2337	
<i>Warning: these figures indicate the number of cases found in the data file. They cannot be interpreted as summary statistics of the population of interest.</i>			
# a2_34: 二, (增加臨時或季節性員工)顧客服務事務人員(人數)			
<b>Information</b>		[Type= discrete] [Format=numeric] [Range= 0-3] [Missing=*]	
<b>Statistics [NW/ W]</b>		[Valid=826 /-] [Invalid=2337 /-] [Mean=0.00605 /-] [StdDev=0.125 /-]	
<b>Value</b>	<b>Label</b>	<b>Cases</b>	<b>Percentage</b>
0		824	99.8%
2		1	0.1%
3		1	0.1%
Sysmiss		2337	
<i>Warning: these figures indicate the number of cases found in the data file. They cannot be interpreted as summary statistics of the population of interest.</i>			
# a2_35: 二, (增加臨時或季節性員工)會計,生產,運輸事務人員(人數)			
<b>Information</b>		[Type= discrete] [Format=numeric] [Range= 0-0] [Missing=*]	
<b>Statistics [NW/ W]</b>		[Valid=826 /-] [Invalid=2337 /-] [Mean=0 /-] [StdDev=0 /-]	
<b>Value</b>	<b>Label</b>	<b>Cases</b>	<b>Percentage</b>
0		826	100.0%
Sysmiss		2337	
<i>Warning: these figures indicate the number of cases found in the data file. They cannot be interpreted as summary statistics of the population of interest.</i>			
# a2_36: 二, (增加臨時或季節性員工)人事(人數)			
<b>Information</b>		[Type= discrete] [Format=numeric] [Range= 0-0] [Missing=*]	
<b>Statistics [NW/ W]</b>		[Valid=826 /-] [Invalid=2337 /-] [Mean=0 /-] [StdDev=0 /-]	

# a2_36: 二, (增加臨時或季節性員工)人事(人數)			
Value	Label	Cases	Percentage
0		826	100.0%
Systemmiss		2337	
<i>Warning: these figures indicate the number of cases found in the data file. They cannot be interpreted as summary statistics of the population of interest.</i>			
# a2_37: 二, (增加臨時或季節性員工)其他事務支援人員(人數)			
<b>Information</b>		[Type= discrete] [Format=numeric] [Range= 0-0] [Missing=*]	
<b>Statistics [NW/ W]</b>		[Valid=826 /-] [Invalid=2337 /-] [Mean=0 /-] [StdDev=0 /-]	
Value	Label	Cases	Percentage
0		826	100.0%
Systemmiss		2337	
<i>Warning: these figures indicate the number of cases found in the data file. They cannot be interpreted as summary statistics of the population of interest.</i>			
# a2_38: 二, (增加臨時或季節性員工)車, 船, 機上服務人員(人數)			
<b>Information</b>		[Type= discrete] [Format=numeric] [Range= 0-0] [Missing=*]	
<b>Statistics [NW/ W]</b>		[Valid=826 /-] [Invalid=2337 /-] [Mean=0 /-] [StdDev=0 /-]	
Value	Label	Cases	Percentage
0		826	100.0%
Systemmiss		2337	
<i>Warning: these figures indicate the number of cases found in the data file. They cannot be interpreted as summary statistics of the population of interest.</i>			
# a2_39: 二, (增加臨時或季節性員工)導遊及領隊(人數)			
<b>Information</b>		[Type= discrete] [Format=numeric] [Range= 0-0] [Missing=*]	
<b>Statistics [NW/ W]</b>		[Valid=826 /-] [Invalid=2337 /-] [Mean=0 /-] [StdDev=0 /-]	
Value	Label	Cases	Percentage
0		826	100.0%
Systemmiss		2337	
<i>Warning: these figures indicate the number of cases found in the data file. They cannot be interpreted as summary statistics of the population of interest.</i>			
# a2_40: 二, (增加臨時或季節性員工)廚師(人數)			
<b>Information</b>		[Type= discrete] [Format=numeric] [Range= 0-0] [Missing=*]	
<b>Statistics [NW/ W]</b>		[Valid=826 /-] [Invalid=2337 /-] [Mean=0 /-] [StdDev=0 /-]	
Value	Label	Cases	Percentage
0		826	100.0%
Systemmiss		2337	
<i>Warning: these figures indicate the number of cases found in the data file. They cannot be interpreted as summary statistics of the population of interest.</i>			
# a2_41: 二, (增加臨時或季節性員工)餐飲服務員(人數)			
<b>Information</b>		[Type= discrete] [Format=numeric] [Range= 0-2] [Missing=*]	
<b>Statistics [NW/ W]</b>		[Valid=826 /-] [Invalid=2337 /-] [Mean=0.00484 /-] [StdDev=0.0984 /-]	
Value	Label	Cases	Percentage
0		824	99.8%
2		2	0.2%
Systemmiss		2337	
<i>Warning: these figures indicate the number of cases found in the data file. They cannot be interpreted as summary statistics of the population of interest.</i>			
# a2_42: 二, (增加臨時或季節性員工)商店銷售有關人員及展售說明人員(人數)			
<b>Information</b>		[Type= discrete] [Format=numeric] [Range= 0-20] [Missing=*]	

# a2_42: 二, (增加臨時或季節性員工)商店銷售有關人員及展售說明人員(人數)			
<b>Statistics [NW/ W]</b>		[Valid=826 /-] [Invalid=2337 /-] [Mean=0.0254 /-] [StdDev=0.697 /-]	
<b>Value</b>	<b>Label</b>	<b>Cases</b>	<b>Percentage</b>
0		824	99.8%
1		1	0.1%
20		1	0.1%
Sysmiss		2337	
<i>Warning: these figures indicate the number of cases found in the data file. They cannot be interpreted as summary statistics of the population of interest.</i>			
# a2_43: 二, (增加臨時或季節性員工)電話及網路行銷人員(人數)			
<b>Information</b>		[Type= discrete] [Format=numeric] [Range= 0-0] [Missing=*]	
<b>Statistics [NW/ W]</b>		[Valid=826 /-] [Invalid=2337 /-] [Mean=0 /-] [StdDev=0 /-]	
<b>Value</b>	<b>Label</b>	<b>Cases</b>	<b>Percentage</b>
0		826	100.0%
Sysmiss		2337	
<i>Warning: these figures indicate the number of cases found in the data file. They cannot be interpreted as summary statistics of the population of interest.</i>			
# a2_44: 二, (增加臨時或季節性員工)健康照顧人員, 陪病人員(人數)			
<b>Information</b>		[Type= discrete] [Format=numeric] [Range= 0-1] [Missing=*]	
<b>Statistics [NW/ W]</b>		[Valid=826 /-] [Invalid=2337 /-] [Mean=0.00121 /-] [StdDev=0.0348 /-]	
<b>Value</b>	<b>Label</b>	<b>Cases</b>	<b>Percentage</b>
0		825	99.9%
1		1	0.1%
Sysmiss		2337	
<i>Warning: these figures indicate the number of cases found in the data file. They cannot be interpreted as summary statistics of the population of interest.</i>			
# a2_45: 二, (增加臨時或季節性員工)保全(含建築物管理員)(人數)			
<b>Information</b>		[Type= discrete] [Format=numeric] [Range= 0-0] [Missing=*]	
<b>Statistics [NW/ W]</b>		[Valid=826 /-] [Invalid=2337 /-] [Mean=0 /-] [StdDev=0 /-]	
<b>Value</b>	<b>Label</b>	<b>Cases</b>	<b>Percentage</b>
0		826	100.0%
Sysmiss		2337	
<i>Warning: these figures indicate the number of cases found in the data file. They cannot be interpreted as summary statistics of the population of interest.</i>			
# a2_46: 二, (增加臨時或季節性員工)其他服務及銷售工作人員(人數)			
<b>Information</b>		[Type= discrete] [Format=numeric] [Range= 0-0] [Missing=*]	
<b>Statistics [NW/ W]</b>		[Valid=826 /-] [Invalid=2337 /-] [Mean=0 /-] [StdDev=0 /-]	
<b>Value</b>	<b>Label</b>	<b>Cases</b>	<b>Percentage</b>
0		826	100.0%
Sysmiss		2337	
<i>Warning: these figures indicate the number of cases found in the data file. They cannot be interpreted as summary statistics of the population of interest.</i>			
# a2_47: 二, (增加臨時或季節性員工)營建及有關工作人員(人數)			
<b>Information</b>		[Type= discrete] [Format=numeric] [Range= 0-0] [Missing=*]	
<b>Statistics [NW/ W]</b>		[Valid=826 /-] [Invalid=2337 /-] [Mean=0 /-] [StdDev=0 /-]	
<b>Value</b>	<b>Label</b>	<b>Cases</b>	<b>Percentage</b>
0		826	100.0%
Sysmiss		2337	

# a2_47: 二, (增加臨時或季節性員工)營建及有關工作人員(人數)			
<i>Warning: these figures indicate the number of cases found in the data file. They cannot be interpreted as summary statistics of the population of interest.</i>			
# a2_48: 二, (增加臨時或季節性員工)品質檢查人員(人數)			
<b>Information</b>		[Type= discrete] [Format=numeric] [Range= 0-1] [Missing=*]	
<b>Statistics [NW/ W]</b>		[Valid=826 /-] [Invalid=2337 /-] [Mean=0.00242 /-] [StdDev=0.0492 /-]	
<b>Value</b>	<b>Label</b>	<b>Cases</b>	<b>Percentage</b>
0		824	99.8%
1		2	0.2%
Sysmiss		2337	
<i>Warning: these figures indicate the number of cases found in the data file. They cannot be interpreted as summary statistics of the population of interest.</i>			
# a2_49: 二, (增加臨時或季節性員工)維修技術類工作人員(人數)			
<b>Information</b>		[Type= discrete] [Format=numeric] [Range= 0-15] [Missing=*]	
<b>Statistics [NW/ W]</b>		[Valid=826 /-] [Invalid=2337 /-] [Mean=0.023 /-] [StdDev=0.531 /-]	
<b>Value</b>	<b>Label</b>	<b>Cases</b>	<b>Percentage</b>
0		823	99.6%
2		2	0.2%
15		1	0.1%
Sysmiss		2337	
<i>Warning: these figures indicate the number of cases found in the data file. They cannot be interpreted as summary statistics of the population of interest.</i>			
# a2_50: 二, (增加臨時或季節性員工)操作技術類工作人員(人數)			
<b>Information</b>		[Type= discrete] [Format=numeric] [Range= 0-5] [Missing=*]	
<b>Statistics [NW/ W]</b>		[Valid=826 /-] [Invalid=2337 /-] [Mean=0.0157 /-] [StdDev=0.238 /-]	
<b>Value</b>	<b>Label</b>	<b>Cases</b>	<b>Percentage</b>
0		822	99.5%
2		1	0.1%
3		2	0.2%
5		1	0.1%
Sysmiss		2337	
<i>Warning: these figures indicate the number of cases found in the data file. They cannot be interpreted as summary statistics of the population of interest.</i>			
# a2_51: 二, (增加臨時或季節性員工)組裝人員(人數)			
<b>Information</b>		[Type= discrete] [Format=numeric] [Range= 0-10] [Missing=*]	
<b>Statistics [NW/ W]</b>		[Valid=826 /-] [Invalid=2337 /-] [Mean=0.0145 /-] [StdDev=0.355 /-]	
<b>Value</b>	<b>Label</b>	<b>Cases</b>	<b>Percentage</b>
0		824	99.8%
2		1	0.1%
10		1	0.1%
Sysmiss		2337	
<i>Warning: these figures indicate the number of cases found in the data file. They cannot be interpreted as summary statistics of the population of interest.</i>			
# a2_52: 二, (增加臨時或季節性員工)駕駛及移運設備操作人員(人數)			
<b>Information</b>		[Type= discrete] [Format=numeric] [Range= 0-0] [Missing=*]	
<b>Statistics [NW/ W]</b>		[Valid=826 /-] [Invalid=2337 /-] [Mean=0 /-] [StdDev=0 /-]	
<b>Value</b>	<b>Label</b>	<b>Cases</b>	<b>Percentage</b>
0		826	100.0%
Sysmiss		2337	

# a2_52: 二, (增加臨時或季節性員工)駕駛及移運設備操作人員(人數)			
<i>Warning: these figures indicate the number of cases found in the data file. They cannot be interpreted as summary statistics of the population of interest.</i>			
# a2_53: 二, (增加臨時或季節性員工)其他技藝, 機械設備操作及組裝人員(人數)			
<b>Information</b>		[Type= discrete] [Format=numeric] [Range= 0-0] [Missing=*]	
<b>Statistics [NW/ W]</b>		[Valid=826 /-] [Invalid=2337 /-] [Mean=0 /-] [StdDev=0 /-]	
<b>Value</b>	<b>Label</b>	<b>Cases</b>	<b>Percentage</b>
0		826	100.0%
Systemmiss		2337	
<i>Warning: these figures indicate the number of cases found in the data file. They cannot be interpreted as summary statistics of the population of interest.</i>			
# a2_54: 二, (增加臨時或季節性員工)清潔工(人數)			
<b>Information</b>		[Type= discrete] [Format=numeric] [Range= 0-1] [Missing=*]	
<b>Statistics [NW/ W]</b>		[Valid=826 /-] [Invalid=2337 /-] [Mean=0.00121 /-] [StdDev=0.0348 /-]	
<b>Value</b>	<b>Label</b>	<b>Cases</b>	<b>Percentage</b>
0		825	99.9%
1		1	0.1%
Systemmiss		2337	
<i>Warning: these figures indicate the number of cases found in the data file. They cannot be interpreted as summary statistics of the population of interest.</i>			
# a2_55: 二, (增加臨時或季節性員工)勞力工(人數)			
<b>Information</b>		[Type= discrete] [Format=numeric] [Range= 0-20] [Missing=*]	
<b>Statistics [NW/ W]</b>		[Valid=826 /-] [Invalid=2337 /-] [Mean=0.0533 /-] [StdDev=0.818 /-]	
<b>Value</b>	<b>Label</b>	<b>Cases</b>	<b>Percentage</b>
0		820	99.3%
2		1	0.1%
3		1	0.1%
4		1	0.1%
5		1	0.1%
10		1	0.1%
20		1	0.1%
Systemmiss		2337	
<i>Warning: these figures indicate the number of cases found in the data file. They cannot be interpreted as summary statistics of the population of interest.</i>			
# a2_56: 二, (增加臨時或季節性員工)其他基層技術工及勞力工(人數)			
<b>Information</b>		[Type= discrete] [Format=numeric] [Range= 0-0] [Missing=*]	
<b>Statistics [NW/ W]</b>		[Valid=826 /-] [Invalid=2337 /-] [Mean=0 /-] [StdDev=0 /-]	
<b>Value</b>	<b>Label</b>	<b>Cases</b>	<b>Percentage</b>
0		826	100.0%
Systemmiss		2337	
<i>Warning: these figures indicate the number of cases found in the data file. They cannot be interpreted as summary statistics of the population of interest.</i>			
# a3_0: 二, (增加部分工時員工)主管及經理人員(人數)			
<b>Information</b>		[Type= discrete] [Format=numeric] [Range= 0-0] [Missing=*]	
<b>Statistics [NW/ W]</b>		[Valid=826 /-] [Invalid=2337 /-] [Mean=0 /-] [StdDev=0 /-]	
<b>Value</b>	<b>Label</b>	<b>Cases</b>	<b>Percentage</b>
0		826	100.0%
Systemmiss		2337	
<i>Warning: these figures indicate the number of cases found in the data file. They cannot be interpreted as summary statistics of the population of interest.</i>			

# a3_1: 二, (增加部分工時員工)生產管理,品質管制工程師(人數)			
<b>Information</b>		[Type= discrete] [Format=numeric] [Range= 0-0] [Missing=*]	
<b>Statistics [NW/ W]</b>		[Valid=826 /-] [Invalid=2337 /-] [Mean=0 /-] [StdDev=0 /-]	
<b>Value</b>	<b>Label</b>	<b>Cases</b>	<b>Percentage</b>
0		826	100.0%
Sysmiss		2337	
<i>Warning: these figures indicate the number of cases found in the data file. They cannot be interpreted as summary statistics of the population of interest.</i>			
# a3_2: 二, (增加部分工時員工)製程工程師(人數)			
<b>Information</b>		[Type= discrete] [Format=numeric] [Range= 0-0] [Missing=*]	
<b>Statistics [NW/ W]</b>		[Valid=826 /-] [Invalid=2337 /-] [Mean=0 /-] [StdDev=0 /-]	
<b>Value</b>	<b>Label</b>	<b>Cases</b>	<b>Percentage</b>
0		826	100.0%
Sysmiss		2337	
<i>Warning: these figures indicate the number of cases found in the data file. They cannot be interpreted as summary statistics of the population of interest.</i>			
# a3_3: 二, (增加部分工時員工)環衛工程師(人數)			
<b>Information</b>		[Type= discrete] [Format=numeric] [Range= 0-0] [Missing=*]	
<b>Statistics [NW/ W]</b>		[Valid=826 /-] [Invalid=2337 /-] [Mean=0 /-] [StdDev=0 /-]	
<b>Value</b>	<b>Label</b>	<b>Cases</b>	<b>Percentage</b>
0		826	100.0%
Sysmiss		2337	
<i>Warning: these figures indicate the number of cases found in the data file. They cannot be interpreted as summary statistics of the population of interest.</i>			
# a3_4: 二, (增加部分工時員工)機械,化工,紡織,食品等工程師及研發人員(人數)			
<b>Information</b>		[Type= discrete] [Format=numeric] [Range= 0-0] [Missing=*]	
<b>Statistics [NW/ W]</b>		[Valid=826 /-] [Invalid=2337 /-] [Mean=0 /-] [StdDev=0 /-]	
<b>Value</b>	<b>Label</b>	<b>Cases</b>	<b>Percentage</b>
0		826	100.0%
Sysmiss		2337	
<i>Warning: these figures indicate the number of cases found in the data file. They cannot be interpreted as summary statistics of the population of interest.</i>			
# a3_5: 二, (增加部分工時員工)電科技工程師(人數)			
<b>Information</b>		[Type= discrete] [Format=numeric] [Range= 0-0] [Missing=*]	
<b>Statistics [NW/ W]</b>		[Valid=826 /-] [Invalid=2337 /-] [Mean=0 /-] [StdDev=0 /-]	
<b>Value</b>	<b>Label</b>	<b>Cases</b>	<b>Percentage</b>
0		826	100.0%
Sysmiss		2337	
<i>Warning: these figures indicate the number of cases found in the data file. They cannot be interpreted as summary statistics of the population of interest.</i>			



# a3_6: 二, (增加部分工時員工)營建,製圖,測量等專業人員(人數)			
Information		[Type= discrete] [Format=numeric] [Range= 0-0] [Missing=*]	
Statistics [NW/ W]		[Valid=826 /-] [Invalid=2337 /-] [Mean=0 /-] [StdDev=0 /-]	
Value	Label	Cases	Percentage
0		826	100.0%
Sysmiss		2337	
<i>Warning: these figures indicate the number of cases found in the data file. They cannot be interpreted as summary statistics of the population of interest.</i>			
# a3_7: 二, (增加部分工時員工)設計專業人員(人數)			
Information		[Type= discrete] [Format=numeric] [Range= 0-0] [Missing=*]	
Statistics [NW/ W]		[Valid=826 /-] [Invalid=2337 /-] [Mean=0 /-] [StdDev=0 /-]	
Value	Label	Cases	Percentage
0		826	100.0%
Sysmiss		2337	
<i>Warning: these figures indicate the number of cases found in the data file. They cannot be interpreted as summary statistics of the population of interest.</i>			
# a3_8: 二, (增加部分工時員工)醫療保健專業人員(人數)			
Information		[Type= discrete] [Format=numeric] [Range= 0-0] [Missing=*]	
Statistics [NW/ W]		[Valid=826 /-] [Invalid=2337 /-] [Mean=0 /-] [StdDev=0 /-]	
Value	Label	Cases	Percentage
0		826	100.0%
Sysmiss		2337	
<i>Warning: these figures indicate the number of cases found in the data file. They cannot be interpreted as summary statistics of the population of interest.</i>			
# a3_9: 二, (增加部分工時員工)會計專業人員(人數)			
Information		[Type= discrete] [Format=numeric] [Range= 0-0] [Missing=*]	
Statistics [NW/ W]		[Valid=826 /-] [Invalid=2337 /-] [Mean=0 /-] [StdDev=0 /-]	
Value	Label	Cases	Percentage
0		826	100.0%
Sysmiss		2337	
<i>Warning: these figures indicate the number of cases found in the data file. They cannot be interpreted as summary statistics of the population of interest.</i>			
# a3_10: 二, (增加部分工時員工)財務,保險,金融,投資等專業人員(人數)			
Information		[Type= discrete] [Format=numeric] [Range= 0-0] [Missing=*]	
Statistics [NW/ W]		[Valid=826 /-] [Invalid=2337 /-] [Mean=0 /-] [StdDev=0 /-]	
Value	Label	Cases	Percentage
0		826	100.0%
Sysmiss		2337	
<i>Warning: these figures indicate the number of cases found in the data file. They cannot be interpreted as summary statistics of the population of interest.</i>			
# a3_11: 二, (增加部分工時員工)人力資源專業人員(人數)			
Information		[Type= discrete] [Format=numeric] [Range= 0-0] [Missing=*]	
Statistics [NW/ W]		[Valid=826 /-] [Invalid=2337 /-] [Mean=0 /-] [StdDev=0 /-]	
Value	Label	Cases	Percentage
0		826	100.0%
Sysmiss		2337	
<i>Warning: these figures indicate the number of cases found in the data file. They cannot be interpreted as summary statistics of the population of interest.</i>			

# a3_12: 二, (增加部分工時員工)企劃,行銷,公關等專業人員(人數)			
Information		[Type= discrete] [Format=numeric] [Range= 0-0] [Missing=*]	
Statistics [NW/ W]		[Valid=826 /-] [Invalid=2337 /-] [Mean=0 /-] [StdDev=0 /-]	
Value	Label	Cases	Percentage
0		826	100.0%
Sysmiss		2337	
<i>Warning: these figures indicate the number of cases found in the data file. They cannot be interpreted as summary statistics of the population of interest.</i>			
# a3_13: 二, (增加部分工時員工)軟體,程式,網路,系統,資料庫等資訊專業人員(人數)			
Information		[Type= discrete] [Format=numeric] [Range= 0-0] [Missing=*]	
Statistics [NW/ W]		[Valid=826 /-] [Invalid=2337 /-] [Mean=0 /-] [StdDev=0 /-]	
Value	Label	Cases	Percentage
0		826	100.0%
Sysmiss		2337	
<i>Warning: these figures indicate the number of cases found in the data file. They cannot be interpreted as summary statistics of the population of interest.</i>			
# a3_14: 二, (增加部分工時員工)法務專業人員(人數)			
Information		[Type= discrete] [Format=numeric] [Range= 0-0] [Missing=*]	
Statistics [NW/ W]		[Valid=826 /-] [Invalid=2337 /-] [Mean=0 /-] [StdDev=0 /-]	
Value	Label	Cases	Percentage
0		826	100.0%
Sysmiss		2337	
<i>Warning: these figures indicate the number of cases found in the data file. They cannot be interpreted as summary statistics of the population of interest.</i>			
# a3_15: 二, (增加部分工時員工)其他專業人員(人數)			
Information		[Type= discrete] [Format=numeric] [Range= 0-0] [Missing=*]	
Statistics [NW/ W]		[Valid=826 /-] [Invalid=2337 /-] [Mean=0 /-] [StdDev=0 /-]	
Value	Label	Cases	Percentage
0		826	100.0%
Sysmiss		2337	
<i>Warning: these figures indicate the number of cases found in the data file. They cannot be interpreted as summary statistics of the population of interest.</i>			
# a3_16: 二, (增加部分工時員工)營建工程,製圖技術員(人數)			
Information		[Type= discrete] [Format=numeric] [Range= 0-0] [Missing=*]	
Statistics [NW/ W]		[Valid=826 /-] [Invalid=2337 /-] [Mean=0 /-] [StdDev=0 /-]	
Value	Label	Cases	Percentage
0		826	100.0%
Sysmiss		2337	
<i>Warning: these figures indicate the number of cases found in the data file. They cannot be interpreted as summary statistics of the population of interest.</i>			
# a3_17: 二, (增加部分工時員工)電機,電子工程技術員(人數)			
Information		[Type= discrete] [Format=numeric] [Range= 0-0] [Missing=*]	
Statistics [NW/ W]		[Valid=826 /-] [Invalid=2337 /-] [Mean=0 /-] [StdDev=0 /-]	
Value	Label	Cases	Percentage
0		826	100.0%
Sysmiss		2337	
<i>Warning: these figures indicate the number of cases found in the data file. They cannot be interpreted as summary statistics of the population of interest.</i>			

# a3_18: 二, (增加部分工時員工)機械, 化工, 紡織, 食品等技術員(人數)			
<b>Information</b>		[Type= discrete] [Format=numeric] [Range= 0-0] [Missing=*]	
<b>Statistics [NW/ W]</b>		[Valid=826 /-] [Invalid=2337 /-] [Mean=0 /-] [StdDev=0 /-]	
<b>Value</b>	<b>Label</b>	<b>Cases</b>	<b>Percentage</b>
0		826	100.0%
Sysmiss		2337	
<i>Warning: these figures indicate the number of cases found in the data file. They cannot be interpreted as summary statistics of the population of interest.</i>			
# a3_19: 二, (增加部分工時員工)生產管理技術員, 品質管制技術員(人數)			
<b>Information</b>		[Type= discrete] [Format=numeric] [Range= 0-0] [Missing=*]	
<b>Statistics [NW/ W]</b>		[Valid=826 /-] [Invalid=2337 /-] [Mean=0 /-] [StdDev=0 /-]	
<b>Value</b>	<b>Label</b>	<b>Cases</b>	<b>Percentage</b>
0		826	100.0%
Sysmiss		2337	
<i>Warning: these figures indicate the number of cases found in the data file. They cannot be interpreted as summary statistics of the population of interest.</i>			
# a3_20: 二, (增加部分工時員工)製程控制技術員(人數)			
<b>Information</b>		[Type= discrete] [Format=numeric] [Range= 0-0] [Missing=*]	
<b>Statistics [NW/ W]</b>		[Valid=826 /-] [Invalid=2337 /-] [Mean=0 /-] [StdDev=0 /-]	
<b>Value</b>	<b>Label</b>	<b>Cases</b>	<b>Percentage</b>
0		826	100.0%
Sysmiss		2337	
<i>Warning: these figures indicate the number of cases found in the data file. They cannot be interpreted as summary statistics of the population of interest.</i>			
# a3_21: 二, (增加部分工時員工)製造, 營造監督人員(人數)			
<b>Information</b>		[Type= discrete] [Format=numeric] [Range= 0-0] [Missing=*]	
<b>Statistics [NW/ W]</b>		[Valid=826 /-] [Invalid=2337 /-] [Mean=0 /-] [StdDev=0 /-]	
<b>Value</b>	<b>Label</b>	<b>Cases</b>	<b>Percentage</b>
0		826	100.0%
Sysmiss		2337	
<i>Warning: these figures indicate the number of cases found in the data file. They cannot be interpreted as summary statistics of the population of interest.</i>			
# a3_22: 二, (增加部分工時員工)醫療保健助理專業人員(人數)			
<b>Information</b>		[Type= discrete] [Format=numeric] [Range= 0-0] [Missing=*]	
<b>Statistics [NW/ W]</b>		[Valid=826 /-] [Invalid=2337 /-] [Mean=0 /-] [StdDev=0 /-]	
<b>Value</b>	<b>Label</b>	<b>Cases</b>	<b>Percentage</b>
0		826	100.0%
Sysmiss		2337	
<i>Warning: these figures indicate the number of cases found in the data file. They cannot be interpreted as summary statistics of the population of interest.</i>			
# a3_23: 二, (增加部分工時員工)環衛類技術員(含勞工安全類人員)(人數)			
<b>Information</b>		[Type= discrete] [Format=numeric] [Range= 0-0] [Missing=*]	
<b>Statistics [NW/ W]</b>		[Valid=826 /-] [Invalid=2337 /-] [Mean=0 /-] [StdDev=0 /-]	
<b>Value</b>	<b>Label</b>	<b>Cases</b>	<b>Percentage</b>
0		826	100.0%
Sysmiss		2337	
<i>Warning: these figures indicate the number of cases found in the data file. They cannot be interpreted as summary statistics of the population of interest.</i>			

# a3_24: 二, (增加部分工時員工)財務, 金融等助理人員(人數)			
Information		[Type= discrete] [Format=numeric] [Range= 0-0] [Missing=*]	
Statistics [NW/ W]		[Valid=826 /-] [Invalid=2337 /-] [Mean=0 /-] [StdDev=0 /-]	
Value	Label	Cases	Percentage
0		826	100.0%
Sysmiss		2337	
<i>Warning: these figures indicate the number of cases found in the data file. They cannot be interpreted as summary statistics of the population of interest.</i>			
# a3_25: 二, (增加部分工時員工)會計助理人員(人數)			
Information		[Type= discrete] [Format=numeric] [Range= 0-0] [Missing=*]	
Statistics [NW/ W]		[Valid=826 /-] [Invalid=2337 /-] [Mean=0 /-] [StdDev=0 /-]	
Value	Label	Cases	Percentage
0		826	100.0%
Sysmiss		2337	
<i>Warning: these figures indicate the number of cases found in the data file. They cannot be interpreted as summary statistics of the population of interest.</i>			
# a3_26: 二, (增加部分工時員工)業務銷售, 貿易助理專業人員(人數)			
Information		[Type= discrete] [Format=numeric] [Range= 0-1] [Missing=*]	
Statistics [NW/ W]		[Valid=826 /-] [Invalid=2337 /-] [Mean=0.00121 /-] [StdDev=0.0348 /-]	
Value	Label	Cases	Percentage
0		825	99.9%
1		1	0.1%
Sysmiss		2337	
<i>Warning: these figures indicate the number of cases found in the data file. They cannot be interpreted as summary statistics of the population of interest.</i>			
# a3_27: 二, (增加部分工時員工)採購員(人數)			
Information		[Type= discrete] [Format=numeric] [Range= 0-0] [Missing=*]	
Statistics [NW/ W]		[Valid=826 /-] [Invalid=2337 /-] [Mean=0 /-] [StdDev=0 /-]	
Value	Label	Cases	Percentage
0		826	100.0%
Sysmiss		2337	
<i>Warning: these figures indicate the number of cases found in the data file. They cannot be interpreted as summary statistics of the population of interest.</i>			
# a3_28: 二, (增加部分工時員工)人力資源助理專業人員(人數)			
Information		[Type= discrete] [Format=numeric] [Range= 0-0] [Missing=*]	
Statistics [NW/ W]		[Valid=826 /-] [Invalid=2337 /-] [Mean=0 /-] [StdDev=0 /-]	
Value	Label	Cases	Percentage
0		826	100.0%
Sysmiss		2337	
<i>Warning: these figures indicate the number of cases found in the data file. They cannot be interpreted as summary statistics of the population of interest.</i>			
# a3_29: 二, (增加部分工時員工)不動產經紀人(人數)			
Information		[Type= discrete] [Format=numeric] [Range= 0-0] [Missing=*]	
Statistics [NW/ W]		[Valid=826 /-] [Invalid=2337 /-] [Mean=0 /-] [StdDev=0 /-]	
Value	Label	Cases	Percentage
0		826	100.0%
Sysmiss		2337	
<i>Warning: these figures indicate the number of cases found in the data file. They cannot be interpreted as summary statistics of the population of interest.</i>			

# a3_30: 二, (增加部分工時員工)法務助理人員(人數)			
Information		[Type= discrete] [Format=numeric] [Range= 0-0] [Missing=*]	
Statistics [NW/ W]		[Valid=826 /-] [Invalid=2337 /-] [Mean=0 /-] [StdDev=0 /-]	
Value	Label	Cases	Percentage
0		826	100.0%
Sysmiss		2337	
<i>Warning: these figures indicate the number of cases found in the data file. They cannot be interpreted as summary statistics of the population of interest.</i>			
# a3_31: 二, (增加部分工時員工)資訊及通訊傳播技術員(人數)			
Information		[Type= discrete] [Format=numeric] [Range= 0-1] [Missing=*]	
Statistics [NW/ W]		[Valid=826 /-] [Invalid=2337 /-] [Mean=0.00121 /-] [StdDev=0.0348 /-]	
Value	Label	Cases	Percentage
0		825	99.9%
1		1	0.1%
Sysmiss		2337	
<i>Warning: these figures indicate the number of cases found in the data file. They cannot be interpreted as summary statistics of the population of interest.</i>			
# a3_32: 二, (增加部分工時員工)其他技術員及助理專業人員(人數)			
Information		[Type= discrete] [Format=numeric] [Range= 0-4] [Missing=*]	
Statistics [NW/ W]		[Valid=826 /-] [Invalid=2337 /-] [Mean=0.00484 /-] [StdDev=0.139 /-]	
Value	Label	Cases	Percentage
0		825	99.9%
4		1	0.1%
Sysmiss		2337	
<i>Warning: these figures indicate the number of cases found in the data file. They cannot be interpreted as summary statistics of the population of interest.</i>			
# a3_33: 二, (增加部分工時員工)一般及文書事務人員(人數)			
Information		[Type= discrete] [Format=numeric] [Range= 0-3] [Missing=*]	
Statistics [NW/ W]		[Valid=826 /-] [Invalid=2337 /-] [Mean=0.0109 /-] [StdDev=0.159 /-]	
Value	Label	Cases	Percentage
0		821	99.4%
1		3	0.4%
3		2	0.2%
Sysmiss		2337	
<i>Warning: these figures indicate the number of cases found in the data file. They cannot be interpreted as summary statistics of the population of interest.</i>			
# a3_34: 二, (增加部分工時員工)顧客服務事務人員(人數)			
Information		[Type= discrete] [Format=numeric] [Range= 0-6] [Missing=*]	
Statistics [NW/ W]		[Valid=826 /-] [Invalid=2337 /-] [Mean=0.0121 /-] [StdDev=0.236 /-]	
Value	Label	Cases	Percentage
0		823	99.6%
1		1	0.1%
3		1	0.1%
6		1	0.1%
Sysmiss		2337	
<i>Warning: these figures indicate the number of cases found in the data file. They cannot be interpreted as summary statistics of the population of interest.</i>			
# a3_35: 二, (增加部分工時員工)會計, 生產, 運輸事務人員(人數)			
Information		[Type= discrete] [Format=numeric] [Range= 0-0] [Missing=*]	

# a3_35: 二, (增加部分工時員工)會計, 生產, 運輸事務人員(人數)			
Statistics [NW/ W]		[Valid=826 /-] [Invalid=2337 /-] [Mean=0 /-] [StdDev=0 /-]	
<b>Value</b>	<b>Label</b>	<b>Cases</b>	<b>Percentage</b>
0		826	100.0%
Sysmiss		2337	
<i>Warning: these figures indicate the number of cases found in the data file. They cannot be interpreted as summary statistics of the population of interest.</i>			
# a3_36: 二, (增加部分工時員工)人事(人數)			
Information		[Type= discrete] [Format=numeric] [Range= 0-0] [Missing=*]	
Statistics [NW/ W]		[Valid=826 /-] [Invalid=2337 /-] [Mean=0 /-] [StdDev=0 /-]	
<b>Value</b>	<b>Label</b>	<b>Cases</b>	<b>Percentage</b>
0		826	100.0%
Sysmiss		2337	
<i>Warning: these figures indicate the number of cases found in the data file. They cannot be interpreted as summary statistics of the population of interest.</i>			
# a3_37: 二, (增加部分工時員工)其他事務支援人員(人數)			
Information		[Type= discrete] [Format=numeric] [Range= 0-0] [Missing=*]	
Statistics [NW/ W]		[Valid=826 /-] [Invalid=2337 /-] [Mean=0 /-] [StdDev=0 /-]	
<b>Value</b>	<b>Label</b>	<b>Cases</b>	<b>Percentage</b>
0		826	100.0%
Sysmiss		2337	
<i>Warning: these figures indicate the number of cases found in the data file. They cannot be interpreted as summary statistics of the population of interest.</i>			
# a3_38: 二, (增加部分工時員工)車, 船, 機上服務人員(人數)			
Information		[Type= discrete] [Format=numeric] [Range= 0-0] [Missing=*]	
Statistics [NW/ W]		[Valid=826 /-] [Invalid=2337 /-] [Mean=0 /-] [StdDev=0 /-]	
<b>Value</b>	<b>Label</b>	<b>Cases</b>	<b>Percentage</b>
0		826	100.0%
Sysmiss		2337	
<i>Warning: these figures indicate the number of cases found in the data file. They cannot be interpreted as summary statistics of the population of interest.</i>			
# a3_39: 二, (增加部分工時員工)導遊及領隊(人數)			
Information		[Type= discrete] [Format=numeric] [Range= 0-0] [Missing=*]	
Statistics [NW/ W]		[Valid=826 /-] [Invalid=2337 /-] [Mean=0 /-] [StdDev=0 /-]	
<b>Value</b>	<b>Label</b>	<b>Cases</b>	<b>Percentage</b>
0		826	100.0%
Sysmiss		2337	
<i>Warning: these figures indicate the number of cases found in the data file. They cannot be interpreted as summary statistics of the population of interest.</i>			
# a3_40: 二, (增加部分工時員工)廚師(人數)			
Information		[Type= discrete] [Format=numeric] [Range= 0-0] [Missing=*]	
Statistics [NW/ W]		[Valid=826 /-] [Invalid=2337 /-] [Mean=0 /-] [StdDev=0 /-]	
<b>Value</b>	<b>Label</b>	<b>Cases</b>	<b>Percentage</b>
0		826	100.0%
Sysmiss		2337	
<i>Warning: these figures indicate the number of cases found in the data file. They cannot be interpreted as summary statistics of the population of interest.</i>			
# a3_41: 二, (增加部分工時員工)餐飲服務員(人數)			
Information		[Type= continuous] [Format=numeric] [Range= 0-35] [Missing=*]	

# a3_41: 二, (增加部分工時員工)餐飲服務員(人數)			
<b>Statistics [NW/ W]</b>		[Valid=826 /-] [Invalid=2337 /-] [Mean=0.255 /-] [StdDev=2.266 /-]	
# a3_42: 二, (增加部分工時員工)商店銷售有關人員及展售說明人員(人數)			
<b>Information</b>		[Type= discrete] [Format=numeric] [Range= 0-10] [Missing=*]	
<b>Statistics [NW/ W]</b>		[Valid=826 /-] [Invalid=2337 /-] [Mean=0.0254 /-] [StdDev=0.416 /-]	
<b>Value</b>	<b>Label</b>	<b>Cases</b>	<b>Percentage</b>
0		822	99.5%
3		2	0.2%
5		1	0.1%
10		1	0.1%
Sysmiss		2337	
<i>Warning: these figures indicate the number of cases found in the data file. They cannot be interpreted as summary statistics of the population of interest.</i>			
# a3_43: 二, (增加部分工時員工)電話及網路行銷人員(人數)			
<b>Information</b>		[Type= discrete] [Format=numeric] [Range= 0-0] [Missing=*]	
<b>Statistics [NW/ W]</b>		[Valid=826 /-] [Invalid=2337 /-] [Mean=0 /-] [StdDev=0 /-]	
<b>Value</b>	<b>Label</b>	<b>Cases</b>	<b>Percentage</b>
0		826	100.0%
Sysmiss		2337	
<i>Warning: these figures indicate the number of cases found in the data file. They cannot be interpreted as summary statistics of the population of interest.</i>			
# a3_44: 二, (增加部分工時員工)健康照顧人員, 陪病人員(人數)			
<b>Information</b>		[Type= discrete] [Format=numeric] [Range= 0-0] [Missing=*]	
<b>Statistics [NW/ W]</b>		[Valid=826 /-] [Invalid=2337 /-] [Mean=0 /-] [StdDev=0 /-]	
<b>Value</b>	<b>Label</b>	<b>Cases</b>	<b>Percentage</b>
0		826	100.0%
Sysmiss		2337	
<i>Warning: these figures indicate the number of cases found in the data file. They cannot be interpreted as summary statistics of the population of interest.</i>			
# a3_45: 二, (增加部分工時員工)保全(含建築物管理員)(人數)			
<b>Information</b>		[Type= discrete] [Format=numeric] [Range= 0-0] [Missing=*]	
<b>Statistics [NW/ W]</b>		[Valid=826 /-] [Invalid=2337 /-] [Mean=0 /-] [StdDev=0 /-]	
<b>Value</b>	<b>Label</b>	<b>Cases</b>	<b>Percentage</b>
0		826	100.0%
Sysmiss		2337	
<i>Warning: these figures indicate the number of cases found in the data file. They cannot be interpreted as summary statistics of the population of interest.</i>			
# a3_46: 二, (增加部分工時員工)其他服務及銷售工作人員(人數)			
<b>Information</b>		[Type= discrete] [Format=numeric] [Range= 0-2] [Missing=*]	
<b>Statistics [NW/ W]</b>		[Valid=826 /-] [Invalid=2337 /-] [Mean=0.00484 /-] [StdDev=0.0984 /-]	
<b>Value</b>	<b>Label</b>	<b>Cases</b>	<b>Percentage</b>
0		824	99.8%
2		2	0.2%
Sysmiss		2337	
<i>Warning: these figures indicate the number of cases found in the data file. They cannot be interpreted as summary statistics of the population of interest.</i>			
# a3_47: 二, (增加部分工時員工)營建及有關工作人員(人數)			
<b>Information</b>		[Type= discrete] [Format=numeric] [Range= 0-0] [Missing=*]	

# a3_47: 二, (增加部分工時員工)營建及有關工作人員(人數)			
<b>Statistics [NW/ W]</b>		[Valid=826 /-] [Invalid=2337 /-] [Mean=0 /-] [StdDev=0 /-]	
Value	Label	Cases	Percentage
0		826	100.0%
Sysmiss		2337	
<i>Warning: these figures indicate the number of cases found in the data file. They cannot be interpreted as summary statistics of the population of interest.</i>			
# a3_48: 二, (增加部分工時員工)品質檢查人員(人數)			
<b>Information</b>		[Type= discrete] [Format=numeric] [Range= 0-0] [Missing=*]	
<b>Statistics [NW/ W]</b>		[Valid=826 /-] [Invalid=2337 /-] [Mean=0 /-] [StdDev=0 /-]	
Value	Label	Cases	Percentage
0		826	100.0%
Sysmiss		2337	
<i>Warning: these figures indicate the number of cases found in the data file. They cannot be interpreted as summary statistics of the population of interest.</i>			
# a3_49: 二, (增加部分工時員工)維修技術類工作人員(人數)			
<b>Information</b>		[Type= discrete] [Format=numeric] [Range= 0-0] [Missing=*]	
<b>Statistics [NW/ W]</b>		[Valid=826 /-] [Invalid=2337 /-] [Mean=0 /-] [StdDev=0 /-]	
Value	Label	Cases	Percentage
0		826	100.0%
Sysmiss		2337	
<i>Warning: these figures indicate the number of cases found in the data file. They cannot be interpreted as summary statistics of the population of interest.</i>			
# a3_50: 二, (增加部分工時員工)操作技術類工作人員(人數)			
<b>Information</b>		[Type= discrete] [Format=numeric] [Range= 0-7] [Missing=*]	
<b>Statistics [NW/ W]</b>		[Valid=826 /-] [Invalid=2337 /-] [Mean=0.023 /-] [StdDev=0.356 /-]	
Value	Label	Cases	Percentage
0		822	99.5%
2		1	0.1%
4		1	0.1%
6		1	0.1%
7		1	0.1%
Sysmiss		2337	
<i>Warning: these figures indicate the number of cases found in the data file. They cannot be interpreted as summary statistics of the population of interest.</i>			
# a3_51: 二, (增加部分工時員工)組裝人員(人數)			
<b>Information</b>		[Type= discrete] [Format=numeric] [Range= 0-1] [Missing=*]	
<b>Statistics [NW/ W]</b>		[Valid=826 /-] [Invalid=2337 /-] [Mean=0.00121 /-] [StdDev=0.0348 /-]	
Value	Label	Cases	Percentage
0		825	99.9%
1		1	0.1%
Sysmiss		2337	
<i>Warning: these figures indicate the number of cases found in the data file. They cannot be interpreted as summary statistics of the population of interest.</i>			
# a3_52: 二, (增加部分工時員工)駕駛及移運設備操作人員(人數)			
<b>Information</b>		[Type= discrete] [Format=numeric] [Range= 0-2] [Missing=*]	
<b>Statistics [NW/ W]</b>		[Valid=826 /-] [Invalid=2337 /-] [Mean=0.00484 /-] [StdDev=0.0984 /-]	



# a3\_52: 二, (增加部分工時員工) 駕駛及移運設備操作人員(人數)

Value	Label	Cases	Percentage
0		824	99.8%
2		2	0.2%
Sysmiss		2337	

Warning: these figures indicate the number of cases found in the data file. They cannot be interpreted as summary statistics of the population of interest.

# a3\_53: 二, (增加部分工時員工) 其他技藝, 機械設備操作及組裝人員(人數)

<b>Information</b>	[Type= discrete] [Format=numeric] [Range= 0-0] [Missing=*]		
<b>Statistics [NW/ W]</b>	[Valid=826 /-] [Invalid=2337 /-] [Mean=0 /-] [StdDev=0 /-]		
Value	Label	Cases	Percentage
0		826	100.0%
Sysmiss		2337	

Warning: these figures indicate the number of cases found in the data file. They cannot be interpreted as summary statistics of the population of interest.

# a3\_54: 二, (增加部分工時員工) 清潔工(人數)






<b>Information</b>	[Type= discrete] [Format=numeric] [Range= 0-2] [Missing=*]		
<b>Statistics [NW/ W]</b>	[Valid=826 /-] [Invalid=2337 /-] [Mean=0.00242 /-] [StdDev=0.0696 /-]		
Value	Label	Cases	Percentage
0		825	99.9%
2		1	0.1%
Sysmiss		2337	

Warning: these figures indicate the number of cases found in the data file. They cannot be interpreted as summary statistics of the population of interest.

# a3\_55: 二, (增加部分工時員工) 勞力工(人數)

<b>Information</b>	[Type= discrete] [Format=numeric] [Range= 0-6] [Missing=*]		
<b>Statistics [NW/ W]</b>	[Valid=826 /-] [Invalid=2337 /-] [Mean=0.0206 /-] [StdDev=0.28 /-]		
Value	Label	Cases	Percentage
0		819	99.2%
1		4	0.5%
3		1	0.1%
4		1	0.1%
6		1	0.1%
Sysmiss		2337	

Warning: these figures indicate the number of cases found in the data file. They cannot be interpreted as summary statistics of the population of interest.

# a3_56: 二, (增加部分工時員工)其他基層技術工及勞力工(人數)			
<b>Information</b>		[Type= continuous] [Format=numeric] [Range= 0-35] [Missing=*]	
<b>Statistics [NW/ W]</b>		[Valid=826 /-] [Invalid=2337 /-] [Mean=0.0872 /-] [StdDev=1.497 /-]	
# a4_0: 二, (增加他公司派遣人力)主管及經理人員(人數)			
<b>Information</b>		[Type= discrete] [Format=numeric] [Range= 0-0] [Missing=*]	
<b>Statistics [NW/ W]</b>		[Valid=826 /-] [Invalid=2337 /-] [Mean=0 /-] [StdDev=0 /-]	
<b>Value</b>	<b>Label</b>	<b>Cases</b>	<b>Percentage</b>
0		826	 100.0%
Sysmiss		2337	
<i>Warning: these figures indicate the number of cases found in the data file. They cannot be interpreted as summary statistics of the population of interest.</i>			
# a4_1: 二, (增加他公司派遣人力)生產管理, 品質管制工程師(人數)			
<b>Information</b>		[Type= discrete] [Format=numeric] [Range= 0-0] [Missing=*]	
<b>Statistics [NW/ W]</b>		[Valid=826 /-] [Invalid=2337 /-] [Mean=0 /-] [StdDev=0 /-]	
<b>Value</b>	<b>Label</b>	<b>Cases</b>	<b>Percentage</b>
0		826	 100.0%
Sysmiss		2337	
<i>Warning: these figures indicate the number of cases found in the data file. They cannot be interpreted as summary statistics of the population of interest.</i>			
# a4_2: 二, (增加他公司派遣人力)製程工程師(人數)			
<b>Information</b>		[Type= discrete] [Format=numeric] [Range= 0-0] [Missing=*]	
<b>Statistics [NW/ W]</b>		[Valid=826 /-] [Invalid=2337 /-] [Mean=0 /-] [StdDev=0 /-]	
<b>Value</b>	<b>Label</b>	<b>Cases</b>	<b>Percentage</b>
0		826	 100.0%
Sysmiss		2337	
<i>Warning: these figures indicate the number of cases found in the data file. They cannot be interpreted as summary statistics of the population of interest.</i>			
# a4_3: 二, (增加他公司派遣人力)環衛工程師(人數)			
<b>Information</b>		[Type= discrete] [Format=numeric] [Range= 0-0] [Missing=*]	
<b>Statistics [NW/ W]</b>		[Valid=826 /-] [Invalid=2337 /-] [Mean=0 /-] [StdDev=0 /-]	
<b>Value</b>	<b>Label</b>	<b>Cases</b>	<b>Percentage</b>
0		826	 100.0%
Sysmiss		2337	
<i>Warning: these figures indicate the number of cases found in the data file. They cannot be interpreted as summary statistics of the population of interest.</i>			
# a4_4: 二, (增加他公司派遣人力)機械, 化工, 紡織, 食品等工程師及研發人員(人數)			
<b>Information</b>		[Type= discrete] [Format=numeric] [Range= 0-0] [Missing=*]	
<b>Statistics [NW/ W]</b>		[Valid=826 /-] [Invalid=2337 /-] [Mean=0 /-] [StdDev=0 /-]	
<b>Value</b>	<b>Label</b>	<b>Cases</b>	<b>Percentage</b>
0		826	 100.0%
Sysmiss		2337	
<i>Warning: these figures indicate the number of cases found in the data file. They cannot be interpreted as summary statistics of the population of interest.</i>			
# a4_5: 二, (增加他公司派遣人力)電科技工程師(人數)			
<b>Information</b>		[Type= discrete] [Format=numeric] [Range= 0-0] [Missing=*]	
<b>Statistics [NW/ W]</b>		[Valid=826 /-] [Invalid=2337 /-] [Mean=0 /-] [StdDev=0 /-]	

# a4\_5: 二, (增加他公司派遣人力)電科技工程師(人數)

Value	Label	Cases	Percentage
0		826	100.0%
Sysmiss		2337	

Warning: these figures indicate the number of cases found in the data file. They cannot be interpreted as summary statistics of the population of interest.

# a4\_6: 二, (增加他公司派遣人力)營建,製圖,測量等專業人員(人數)

<b>Information</b>	[Type= discrete] [Format=numeric] [Range= 0-0] [Missing=*]
<b>Statistics [NW/ W]</b>	[Valid=826 /-] [Invalid=2337 /-] [Mean=0 /-] [StdDev=0 /-]

Value	Label	Cases	Percentage
0		826	100.0%
Sysmiss		2337	

Warning: these figures indicate the number of cases found in the data file. They cannot be interpreted as summary statistics of the population of interest.

# a4\_7: 二, (增加他公司派遣人力)設計專業人員(人數)

<b>Information</b>	[Type= discrete] [Format=numeric] [Range= 0-0] [Missing=*]
<b>Statistics [NW/ W]</b>	[Valid=826 /-] [Invalid=2337 /-] [Mean=0 /-] [StdDev=0 /-]

Value	Label	Cases	Percentage
0		826	100.0%
Sysmiss		2337	

Warning: these figures indicate the number of cases found in the data file. They cannot be interpreted as summary statistics of the population of interest.

# a4\_8: 二, (增加他公司派遣人力)醫療保健專業人員(人數)

<b>Information</b>	[Type= discrete] [Format=numeric] [Range= 0-0] [Missing=*]
<b>Statistics [NW/ W]</b>	[Valid=826 /-] [Invalid=2337 /-] [Mean=0 /-] [StdDev=0 /-]

Value	Label	Cases	Percentage
0		826	100.0%
Sysmiss		2337	

Warning: these figures indicate the number of cases found in the data file. They cannot be interpreted as summary statistics of the population of interest.

# a4\_9: 二, (增加他公司派遣人力)會計專業人員(人數)

<b>Information</b>	[Type= discrete] [Format=numeric] [Range= 0-0] [Missing=*]
<b>Statistics [NW/ W]</b>	[Valid=826 /-] [Invalid=2337 /-] [Mean=0 /-] [StdDev=0 /-]

Value	Label	Cases	Percentage
0		826	100.0%
Sysmiss		2337	

Warning: these figures indicate the number of cases found in the data file. They cannot be interpreted as summary statistics of the population of interest.

# a4\_10: 二, (增加他公司派遣人力)財務,保險,金融,投資等專業人員(人數)

<b>Information</b>	[Type= discrete] [Format=numeric] [Range= 0-0] [Missing=*]
<b>Statistics [NW/ W]</b>	[Valid=826 /-] [Invalid=2337 /-] [Mean=0 /-] [StdDev=0 /-]

Value	Label	Cases	Percentage
0		826	100.0%
Sysmiss		2337	

Warning: these figures indicate the number of cases found in the data file. They cannot be interpreted as summary statistics of the population of interest.

# a4\_11: 二, (增加他公司派遣人力)人力資源專業人員(人數)

<b>Information</b>	[Type= discrete] [Format=numeric] [Range= 0-0] [Missing=*]
<b>Statistics [NW/ W]</b>	[Valid=826 /-] [Invalid=2337 /-] [Mean=0 /-] [StdDev=0 /-]

# a4\_11: 二, (增加他公司派遣人力) 人力資源專業人員(人數)

Value	Label	Cases	Percentage
0		826	100.0%
Sysmiss		2337	

Warning: these figures indicate the number of cases found in the data file. They cannot be interpreted as summary statistics of the population of interest.

# a4\_12: 二, (增加他公司派遣人力) 企劃, 行銷, 公關等專業人員(人數)

<b>Information</b>	[Type= discrete] [Format=numeric] [Range= 0-0] [Missing=*]
<b>Statistics [NW/ W]</b>	[Valid=826 /-] [Invalid=2337 /-] [Mean=0 /-] [StdDev=0 /-]

Value	Label	Cases	Percentage
0		826	100.0%
Sysmiss		2337	

Warning: these figures indicate the number of cases found in the data file. They cannot be interpreted as summary statistics of the population of interest.

# a4\_13: 二, (增加他公司派遣人力) 軟體, 程式, 網路, 系統, 資料庫等資訊專業人員(人數)

<b>Information</b>	[Type= discrete] [Format=numeric] [Range= 0-0] [Missing=*]
<b>Statistics [NW/ W]</b>	[Valid=826 /-] [Invalid=2337 /-] [Mean=0 /-] [StdDev=0 /-]

Value	Label	Cases	Percentage
0		826	100.0%
Sysmiss		2337	

Warning: these figures indicate the number of cases found in the data file. They cannot be interpreted as summary statistics of the population of interest.

# a4\_14: 二, (增加他公司派遣人力) 法務專業人員(人數)

<b>Information</b>	[Type= discrete] [Format=numeric] [Range= 0-0] [Missing=*]
<b>Statistics [NW/ W]</b>	[Valid=826 /-] [Invalid=2337 /-] [Mean=0 /-] [StdDev=0 /-]

Value	Label	Cases	Percentage
0		826	100.0%
Sysmiss		2337	

Warning: these figures indicate the number of cases found in the data file. They cannot be interpreted as summary statistics of the population of interest.

# a4\_15: 二, (增加他公司派遣人力) 其他專業人員(人數)

<b>Information</b>	[Type= discrete] [Format=numeric] [Range= 0-0] [Missing=*]
<b>Statistics [NW/ W]</b>	[Valid=826 /-] [Invalid=2337 /-] [Mean=0 /-] [StdDev=0 /-]

Value	Label	Cases	Percentage
0		826	100.0%
Sysmiss		2337	

Warning: these figures indicate the number of cases found in the data file. They cannot be interpreted as summary statistics of the population of interest.

# a4\_16: 二, (增加他公司派遣人力) 營建工程, 製圖技術員(人數)

<b>Information</b>	[Type= discrete] [Format=numeric] [Range= 0-0] [Missing=*]
<b>Statistics [NW/ W]</b>	[Valid=826 /-] [Invalid=2337 /-] [Mean=0 /-] [StdDev=0 /-]

Value	Label	Cases	Percentage
0		826	100.0%
Sysmiss		2337	

Warning: these figures indicate the number of cases found in the data file. They cannot be interpreted as summary statistics of the population of interest.

# a4\_17: 二, (增加他公司派遣人力) 電機, 電子工程技術員(人數)

<b>Information</b>	[Type= discrete] [Format=numeric] [Range= 0-0] [Missing=*]
<b>Statistics [NW/ W]</b>	[Valid=826 /-] [Invalid=2337 /-] [Mean=0 /-] [StdDev=0 /-]

# a4\_17: 二, (增加他公司派遣人力)電機, 電子工程技術員(人數)

Value	Label	Cases	Percentage
0		826	100.0%
Systemmiss		2337	

Warning: these figures indicate the number of cases found in the data file. They cannot be interpreted as summary statistics of the population of interest.

# a4\_18: 二, (增加他公司派遣人力)機械, 化工, 紡織, 食品等技術員(人數)

<b>Information</b>	[Type= discrete] [Format=numeric] [Range= 0-0] [Missing=*]
<b>Statistics [NW/ W]</b>	[Valid=826 /-] [Invalid=2337 /-] [Mean=0 /-] [StdDev=0 /-]

Value	Label	Cases	Percentage
0		826	100.0%
Systemmiss		2337	

Warning: these figures indicate the number of cases found in the data file. They cannot be interpreted as summary statistics of the population of interest.

# a4\_19: 二, (增加他公司派遣人力)生產管理技術員, 品質管制技術員(人數)

<b>Information</b>	[Type= discrete] [Format=numeric] [Range= 0-0] [Missing=*]
<b>Statistics [NW/ W]</b>	[Valid=826 /-] [Invalid=2337 /-] [Mean=0 /-] [StdDev=0 /-]

Value	Label	Cases	Percentage
0		826	100.0%
Systemmiss		2337	

Warning: these figures indicate the number of cases found in the data file. They cannot be interpreted as summary statistics of the population of interest.

# a4\_20: 二, (增加他公司派遣人力)製程控制技術員(人數)

<b>Information</b>	[Type= discrete] [Format=numeric] [Range= 0-0] [Missing=*]
<b>Statistics [NW/ W]</b>	[Valid=826 /-] [Invalid=2337 /-] [Mean=0 /-] [StdDev=0 /-]

Value	Label	Cases	Percentage
0		826	100.0%
Systemmiss		2337	

Warning: these figures indicate the number of cases found in the data file. They cannot be interpreted as summary statistics of the population of interest.

# a4\_21: 二, (增加他公司派遣人力)製造, 營造監督人員(人數)

<b>Information</b>	[Type= discrete] [Format=numeric] [Range= 0-10] [Missing=*]
<b>Statistics [NW/ W]</b>	[Valid=826 /-] [Invalid=2337 /-] [Mean=0.0121 /-] [StdDev=0.348 /-]

Value	Label	Cases	Percentage
0		825	99.9%
10		1	0.1%
Systemmiss		2337	

Warning: these figures indicate the number of cases found in the data file. They cannot be interpreted as summary statistics of the population of interest.

# a4\_22: 二, (增加他公司派遣人力)醫療保健助理專業人員(人數)







<b>Information</b>	[Type= discrete] [Format=numeric] [Range= 0-0] [Missing=*]
<b>Statistics [NW/ W]</b>	[Valid=826 /-] [Invalid=2337 /-] [Mean=0 /-] [StdDev=0 /-]

Value	Label	Cases	Percentage
0		826	100.0%
Systemmiss		2337	

Warning: these figures indicate the number of cases found in the data file. They cannot be interpreted as summary statistics of the population of interest.

# a4\_23: 二, (增加他公司派遣人力)環衛類技術員(含勞工安全類人員)(人數)

<b>Information</b>	[Type= discrete] [Format=numeric] [Range= 0-0] [Missing=*]
--------------------	------------------------------------------------------------

# a4_23: 二, (增加他公司派遣人力)環衛類技術員(含勞工安全類人員)(人數)			
Statistics [NW/ W]		[Valid=826 /-] [Invalid=2337 /-] [Mean=0 /-] [StdDev=0 /-]	
<b>Value</b>	<b>Label</b>	<b>Cases</b>	<b>Percentage</b>
0		826	 100.0%
Sysmiss		2337	
<i>Warning: these figures indicate the number of cases found in the data file. They cannot be interpreted as summary statistics of the population of interest.</i>			
# a4_24: 二, (增加他公司派遣人力)財務, 金融等助理人員(人數)			
Information		[Type= discrete] [Format=numeric] [Range= 0-0] [Missing=*]	
Statistics [NW/ W]		[Valid=826 /-] [Invalid=2337 /-] [Mean=0 /-] [StdDev=0 /-]	
<b>Value</b>	<b>Label</b>	<b>Cases</b>	<b>Percentage</b>
0		826	 100.0%
Sysmiss		2337	
<i>Warning: these figures indicate the number of cases found in the data file. They cannot be interpreted as summary statistics of the population of interest.</i>			
# a4_25: 二, (增加他公司派遣人力)會計助理人員(人數)			
Information		[Type= discrete] [Format=numeric] [Range= 0-0] [Missing=*]	
Statistics [NW/ W]		[Valid=826 /-] [Invalid=2337 /-] [Mean=0 /-] [StdDev=0 /-]	
<b>Value</b>	<b>Label</b>	<b>Cases</b>	<b>Percentage</b>
0		826	 100.0%
Sysmiss		2337	
<i>Warning: these figures indicate the number of cases found in the data file. They cannot be interpreted as summary statistics of the population of interest.</i>			
# a4_26: 二, (增加他公司派遣人力)業務銷售, 貿易助理專業人員(人數)			
Information		[Type= discrete] [Format=numeric] [Range= 0-0] [Missing=*]	
Statistics [NW/ W]		[Valid=826 /-] [Invalid=2337 /-] [Mean=0 /-] [StdDev=0 /-]	
<b>Value</b>	<b>Label</b>	<b>Cases</b>	<b>Percentage</b>
0		826	 100.0%
Sysmiss		2337	
<i>Warning: these figures indicate the number of cases found in the data file. They cannot be interpreted as summary statistics of the population of interest.</i>			
# a4_27: 二, (增加他公司派遣人力)採購員(人數)			
Information		[Type= discrete] [Format=numeric] [Range= 0-0] [Missing=*]	
Statistics [NW/ W]		[Valid=826 /-] [Invalid=2337 /-] [Mean=0 /-] [StdDev=0 /-]	
<b>Value</b>	<b>Label</b>	<b>Cases</b>	<b>Percentage</b>
0		826	 100.0%
Sysmiss		2337	
<i>Warning: these figures indicate the number of cases found in the data file. They cannot be interpreted as summary statistics of the population of interest.</i>			
# a4_28: 二, (增加他公司派遣人力)人力資源助理專業人員(人數)			
Information		[Type= discrete] [Format=numeric] [Range= 0-0] [Missing=*]	
Statistics [NW/ W]		[Valid=826 /-] [Invalid=2337 /-] [Mean=0 /-] [StdDev=0 /-]	
<b>Value</b>	<b>Label</b>	<b>Cases</b>	<b>Percentage</b>
0		826	 100.0%
Sysmiss		2337	
<i>Warning: these figures indicate the number of cases found in the data file. They cannot be interpreted as summary statistics of the population of interest.</i>			
# a4_29: 二, (增加他公司派遣人力)不動產經紀人(人數)			
Information		[Type= discrete] [Format=numeric] [Range= 0-0] [Missing=*]	

# a4_29: 二, (增加他公司派遣人力)不動產經紀人(人數)			
<b>Statistics [NW/ W]</b>		[Valid=826 /-] [Invalid=2337 /-] [Mean=0 /-] [StdDev=0 /-]	
Value	Label	Cases	Percentage
0		826	100.0%
Sysmiss		2337	
<i>Warning: these figures indicate the number of cases found in the data file. They cannot be interpreted as summary statistics of the population of interest.</i>			
# a4_30: 二, (增加他公司派遣人力)法務助理人員(人數)			
<b>Information</b>		[Type= discrete] [Format=numeric] [Range= 0-0] [Missing=*]	
<b>Statistics [NW/ W]</b>		[Valid=826 /-] [Invalid=2337 /-] [Mean=0 /-] [StdDev=0 /-]	
Value	Label	Cases	Percentage
0		826	100.0%
Sysmiss		2337	
<i>Warning: these figures indicate the number of cases found in the data file. They cannot be interpreted as summary statistics of the population of interest.</i>			
# a4_31: 二, (增加他公司派遣人力)資訊及通訊傳播技術員(人數)			
<b>Information</b>		[Type= discrete] [Format=numeric] [Range= 0-0] [Missing=*]	
<b>Statistics [NW/ W]</b>		[Valid=826 /-] [Invalid=2337 /-] [Mean=0 /-] [StdDev=0 /-]	
Value	Label	Cases	Percentage
0		826	100.0%
Sysmiss		2337	
<i>Warning: these figures indicate the number of cases found in the data file. They cannot be interpreted as summary statistics of the population of interest.</i>			
# a4_32: 二, (增加他公司派遣人力)其他技術員及助理專業人員(人數)			
<b>Information</b>		[Type= discrete] [Format=numeric] [Range= 0-0] [Missing=*]	
<b>Statistics [NW/ W]</b>		[Valid=826 /-] [Invalid=2337 /-] [Mean=0 /-] [StdDev=0 /-]	
Value	Label	Cases	Percentage
0		826	100.0%
Sysmiss		2337	
<i>Warning: these figures indicate the number of cases found in the data file. They cannot be interpreted as summary statistics of the population of interest.</i>			
# a4_33: 二, (增加他公司派遣人力)一般及文書事務人員(人數)			
<b>Information</b>		[Type= discrete] [Format=numeric] [Range= 0-3] [Missing=*]	
<b>Statistics [NW/ W]</b>		[Valid=826 /-] [Invalid=2337 /-] [Mean=0.00363 /-] [StdDev=0.104 /-]	
Value	Label	Cases	Percentage
0		825	99.9%
3		1	0.1%
Sysmiss		2337	
<i>Warning: these figures indicate the number of cases found in the data file. They cannot be interpreted as summary statistics of the population of interest.</i>			
# a4_34: 二, (增加他公司派遣人力)顧客服務事務人員(人數)			
<b>Information</b>		[Type= discrete] [Format=numeric] [Range= 0-0] [Missing=*]	
<b>Statistics [NW/ W]</b>		[Valid=826 /-] [Invalid=2337 /-] [Mean=0 /-] [StdDev=0 /-]	
Value	Label	Cases	Percentage
0		826	100.0%
Sysmiss		2337	
<i>Warning: these figures indicate the number of cases found in the data file. They cannot be interpreted as summary statistics of the population of interest.</i>			

# a4_35: 二, (增加他公司派遣人力)會計, 生產, 運輸事務人員(人數)			
Information		[Type= discrete] [Format=numeric] [Range= 0-0] [Missing=*]	
Statistics [NW/ W]		[Valid=826 /-] [Invalid=2337 /-] [Mean=0 /-] [StdDev=0 /-]	
Value	Label	Cases	Percentage
0		826	100.0%
Sysmiss		2337	
<i>Warning: these figures indicate the number of cases found in the data file. They cannot be interpreted as summary statistics of the population of interest.</i>			
# a4_36: 二, (增加他公司派遣人力)人事(人數)			
Information		[Type= discrete] [Format=numeric] [Range= 0-0] [Missing=*]	
Statistics [NW/ W]		[Valid=826 /-] [Invalid=2337 /-] [Mean=0 /-] [StdDev=0 /-]	
Value	Label	Cases	Percentage
0		826	100.0%
Sysmiss		2337	
<i>Warning: these figures indicate the number of cases found in the data file. They cannot be interpreted as summary statistics of the population of interest.</i>			
# a4_37: 二, (增加他公司派遣人力)其他事務支援人員(人數)			
Information		[Type= discrete] [Format=numeric] [Range= 0-0] [Missing=*]	
Statistics [NW/ W]		[Valid=826 /-] [Invalid=2337 /-] [Mean=0 /-] [StdDev=0 /-]	
Value	Label	Cases	Percentage
0		826	100.0%
Sysmiss		2337	
<i>Warning: these figures indicate the number of cases found in the data file. They cannot be interpreted as summary statistics of the population of interest.</i>			
# a4_38: 二, (增加他公司派遣人力)車, 船, 機上服務人員(人數)			
Information		[Type= discrete] [Format=numeric] [Range= 0-0] [Missing=*]	
Statistics [NW/ W]		[Valid=826 /-] [Invalid=2337 /-] [Mean=0 /-] [StdDev=0 /-]	
Value	Label	Cases	Percentage
0		826	100.0%
Sysmiss		2337	
<i>Warning: these figures indicate the number of cases found in the data file. They cannot be interpreted as summary statistics of the population of interest.</i>			
# a4_39: 二, (增加他公司派遣人力)導遊及領隊(人數)			
Information		[Type= discrete] [Format=numeric] [Range= 0-0] [Missing=*]	
Statistics [NW/ W]		[Valid=826 /-] [Invalid=2337 /-] [Mean=0 /-] [StdDev=0 /-]	
Value	Label	Cases	Percentage
0		826	100.0%
Sysmiss		2337	
<i>Warning: these figures indicate the number of cases found in the data file. They cannot be interpreted as summary statistics of the population of interest.</i>			
# a4_40: 二, (增加他公司派遣人力)廚師(人數)			
Information		[Type= discrete] [Format=numeric] [Range= 0-0] [Missing=*]	
Statistics [NW/ W]		[Valid=826 /-] [Invalid=2337 /-] [Mean=0 /-] [StdDev=0 /-]	
Value	Label	Cases	Percentage
0		826	100.0%
Sysmiss		2337	
<i>Warning: these figures indicate the number of cases found in the data file. They cannot be interpreted as summary statistics of the population of interest.</i>			



# a4_41: 二, (增加他公司派遣人力) 餐飲服務員 (人數)			
Information		[Type= discrete] [Format=numeric] [Range= 0-0] [Missing=*]	
Statistics [NW/ W]		[Valid=826 /-] [Invalid=2337 /-] [Mean=0 /-] [StdDev=0 /-]	
Value	Label	Cases	Percentage
0		826	100.0%
Sysmiss		2337	
<i>Warning: these figures indicate the number of cases found in the data file. They cannot be interpreted as summary statistics of the population of interest.</i>			
# a4_42: 二, (增加他公司派遣人力) 商店銷售有關人員及展售說明人員 (人數)			
Information		[Type= discrete] [Format=numeric] [Range= 0-3] [Missing=*]	
Statistics [NW/ W]		[Valid=826 /-] [Invalid=2337 /-] [Mean=0.00363 /-] [StdDev=0.104 /-]	
Value	Label	Cases	Percentage
0		825	99.9%
3		1	0.1%
Sysmiss		2337	
<i>Warning: these figures indicate the number of cases found in the data file. They cannot be interpreted as summary statistics of the population of interest.</i>			
# a4_43: 二, (增加他公司派遣人力) 電話及網路行銷人員 (人數)			
Information		[Type= discrete] [Format=numeric] [Range= 0-0] [Missing=*]	
Statistics [NW/ W]		[Valid=826 /-] [Invalid=2337 /-] [Mean=0 /-] [StdDev=0 /-]	
Value	Label	Cases	Percentage
0		826	100.0%
Sysmiss		2337	
<i>Warning: these figures indicate the number of cases found in the data file. They cannot be interpreted as summary statistics of the population of interest.</i>			
# a4_44: 二, (增加他公司派遣人力) 健康照顧人員, 陪病人員 (人數)			
Information		[Type= discrete] [Format=numeric] [Range= 0-0] [Missing=*]	
Statistics [NW/ W]		[Valid=826 /-] [Invalid=2337 /-] [Mean=0 /-] [StdDev=0 /-]	
Value	Label	Cases	Percentage
0		826	100.0%
Sysmiss		2337	
<i>Warning: these figures indicate the number of cases found in the data file. They cannot be interpreted as summary statistics of the population of interest.</i>			
# a4_45: 二, (增加他公司派遣人力) 保全 (含建築物管理員) (人數)			
Information		[Type= discrete] [Format=numeric] [Range= 0-0] [Missing=*]	
Statistics [NW/ W]		[Valid=826 /-] [Invalid=2337 /-] [Mean=0 /-] [StdDev=0 /-]	
Value	Label	Cases	Percentage
0		826	100.0%
Sysmiss		2337	
<i>Warning: these figures indicate the number of cases found in the data file. They cannot be interpreted as summary statistics of the population of interest.</i>			
# a4_46: 二, (增加他公司派遣人力) 其他服務及銷售工作人員 (人數)			
Information		[Type= discrete] [Format=numeric] [Range= 0-0] [Missing=*]	
Statistics [NW/ W]		[Valid=826 /-] [Invalid=2337 /-] [Mean=0 /-] [StdDev=0 /-]	
Value	Label	Cases	Percentage
0		826	100.0%
Sysmiss		2337	
<i>Warning: these figures indicate the number of cases found in the data file. They cannot be interpreted as summary statistics of the population of interest.</i>			

# a4\_47: 二, (增加他公司派遣人力)營建及有關工作人員(人數)

<b>Information</b>	[Type= discrete] [Format=numeric] [Range= 0-0] [Missing=*]
<b>Statistics [NW/ W]</b>	[Valid=826 /-] [Invalid=2337 /-] [Mean=0 /-] [StdDev=0 /-]

Value	Label	Cases	Percentage
0		826	100.0%
Sysmiss		2337	

*Warning: these figures indicate the number of cases found in the data file. They cannot be interpreted as summary statistics of the population of interest.*

# a4\_48: 二, (增加他公司派遣人力)品質檢查人員(人數)

<b>Information</b>	[Type= discrete] [Format=numeric] [Range= 0-10] [Missing=*]
<b>Statistics [NW/ W]</b>	[Valid=826 /-] [Invalid=2337 /-] [Mean=0.0121 /-] [StdDev=0.348 /-]

Value	Label	Cases	Percentage
0		825	99.9%
10		1	0.1%
Sysmiss		2337	

*Warning: these figures indicate the number of cases found in the data file. They cannot be interpreted as summary statistics of the population of interest.*

# a4_49: 二, (增加他公司派遣人力)維修技術類工作人員(人數)			
Information		[Type= discrete] [Format=numeric] [Range= 0-0] [Missing=*]	
Statistics [NW/ W]		[Valid=826 /-] [Invalid=2337 /-] [Mean=0 /-] [StdDev=0 /-]	
Value	Label	Cases	Percentage
0		826	100.0%
Sysmiss		2337	
<i>Warning: these figures indicate the number of cases found in the data file. They cannot be interpreted as summary statistics of the population of interest.</i>			
# a4_50: 二, (增加他公司派遣人力)操作技術類工作人員(人數)			
Information		[Type= discrete] [Format=numeric] [Range= 0-10] [Missing=*]	
Statistics [NW/ W]		[Valid=826 /-] [Invalid=2337 /-] [Mean=0.0182 /-] [StdDev=0.376 /-]	
Value	Label	Cases	Percentage
0		823	99.6%
1		1	0.1%
4		1	0.1%
10		1	0.1%
Sysmiss		2337	
<i>Warning: these figures indicate the number of cases found in the data file. They cannot be interpreted as summary statistics of the population of interest.</i>			
# a4_51: 二, (增加他公司派遣人力)組裝人員(人數)			
Information		[Type= continuous] [Format=numeric] [Range= 0-250] [Missing=*]	
Statistics [NW/ W]		[Valid=826 /-] [Invalid=2337 /-] [Mean=0.351 /-] [StdDev=8.808 /-]	
# a4_52: 二, (增加他公司派遣人力)駕駛及移運設備操作人員(人數)			
Information		[Type= discrete] [Format=numeric] [Range= 0-0] [Missing=*]	
Statistics [NW/ W]		[Valid=826 /-] [Invalid=2337 /-] [Mean=0 /-] [StdDev=0 /-]	
Value	Label	Cases	Percentage
0		826	100.0%
Sysmiss		2337	
<i>Warning: these figures indicate the number of cases found in the data file. They cannot be interpreted as summary statistics of the population of interest.</i>			
# a4_53: 二, (增加他公司派遣人力)其他技藝, 機械設備操作及組裝人員(人數)			
Information		[Type= discrete] [Format=numeric] [Range= 0-0] [Missing=*]	
Statistics [NW/ W]		[Valid=826 /-] [Invalid=2337 /-] [Mean=0 /-] [StdDev=0 /-]	
Value	Label	Cases	Percentage
0		826	100.0%
Sysmiss		2337	
<i>Warning: these figures indicate the number of cases found in the data file. They cannot be interpreted as summary statistics of the population of interest.</i>			
# a4_54: 二, (增加他公司派遣人力)清潔工(人數)			
Information		[Type= discrete] [Format=numeric] [Range= 0-0] [Missing=*]	
Statistics [NW/ W]		[Valid=826 /-] [Invalid=2337 /-] [Mean=0 /-] [StdDev=0 /-]	
Value	Label	Cases	Percentage
0		826	100.0%
Sysmiss		2337	
<i>Warning: these figures indicate the number of cases found in the data file. They cannot be interpreted as summary statistics of the population of interest.</i>			
# a4_55: 二, (增加他公司派遣人力)勞力工(人數)			
Information		[Type= discrete] [Format=numeric] [Range= 0-4] [Missing=*]	

# a4_55: 二, (增加他公司派遣人力)勞力工(人數)			
<b>Statistics [NW/ W]</b>		[Valid=826 /-] [Invalid=2337 /-] [Mean=0.00484 /-] [StdDev=0.139 /-]	
Value	Label	Cases	Percentage
0		825	99.9%
4		1	0.1%
Systemmiss		2337	
<i>Warning: these figures indicate the number of cases found in the data file. They cannot be interpreted as summary statistics of the population of interest.</i>			
# a4_56: 二, (增加他公司派遣人力)其他基層技術工及勞力工(人數)			
<b>Information</b>		[Type= discrete] [Format=numeric] [Range= 0-0] [Missing=*]	
<b>Statistics [NW/ W]</b>		[Valid=826 /-] [Invalid=2337 /-] [Mean=0 /-] [StdDev=0 /-]	
Value	Label	Cases	Percentage
0		826	100.0%
Systemmiss		2337	
<i>Warning: these figures indicate the number of cases found in the data file. They cannot be interpreted as summary statistics of the population of interest.</i>			
# b1_0: 二, (減少經常性僱用員工)主管及經理人員(人數)			
<b>Information</b>		[Type= discrete] [Format=numeric] [Range= 0-2] [Missing=*]	
<b>Statistics [NW/ W]</b>		[Valid=177 /-] [Invalid=2986 /-] [Mean=0.0113 /-] [StdDev=0.15 /-]	
Value	Label	Cases	Percentage
0		176	99.4%
2		1	0.6%
Systemmiss		2986	
<i>Warning: these figures indicate the number of cases found in the data file. They cannot be interpreted as summary statistics of the population of interest.</i>			
# b1_1: 二, (減少經常性僱用員工)生產管理,品質管制工程師(人數)			
<b>Information</b>		[Type= discrete] [Format=numeric] [Range= 0-0] [Missing=*]	
<b>Statistics [NW/ W]</b>		[Valid=177 /-] [Invalid=2986 /-] [Mean=0 /-] [StdDev=0 /-]	
Value	Label	Cases	Percentage
0		177	100.0%
Systemmiss		2986	
<i>Warning: these figures indicate the number of cases found in the data file. They cannot be interpreted as summary statistics of the population of interest.</i>			
# b1_2: 二, (減少經常性僱用員工)製程工程師(人數)			
<b>Information</b>		[Type= discrete] [Format=numeric] [Range= 0-3] [Missing=*]	
<b>Statistics [NW/ W]</b>		[Valid=177 /-] [Invalid=2986 /-] [Mean=0.0169 /-] [StdDev=0.225 /-]	
Value	Label	Cases	Percentage
0		176	99.4%
3		1	0.6%
Systemmiss		2986	
<i>Warning: these figures indicate the number of cases found in the data file. They cannot be interpreted as summary statistics of the population of interest.</i>			
# b1_3: 二, (減少經常性僱用員工)環衛工程師(人數)			
<b>Information</b>		[Type= discrete] [Format=numeric] [Range= 0-0] [Missing=*]	
<b>Statistics [NW/ W]</b>		[Valid=177 /-] [Invalid=2986 /-] [Mean=0 /-] [StdDev=0 /-]	
Value	Label	Cases	Percentage
0		177	100.0%
Systemmiss		2986	

# b1_3: 二, (減少經常性僱用員工)環衛工程師(人數)			
<i>Warning: these figures indicate the number of cases found in the data file. They cannot be interpreted as summary statistics of the population of interest.</i>			
# b1_4: 二, (減少經常性僱用員工)機械, 化工, 紡織, 食品等工程師及研發人員(人數)			
<b>Information</b>		[Type= discrete] [Format=numeric] [Range= 0-0] [Missing=*]	
<b>Statistics [NW/ W]</b>		[Valid=177 /-] [Invalid=2986 /-] [Mean=0 /-] [StdDev=0 /-]	
<b>Value</b>	<b>Label</b>	<b>Cases</b>	<b>Percentage</b>
0		177	100.0%
Sysmiss		2986	
<i>Warning: these figures indicate the number of cases found in the data file. They cannot be interpreted as summary statistics of the population of interest.</i>			
# b1_5: 二, (減少經常性僱用員工)電科技工程師(人數)			
<b>Information</b>		[Type= discrete] [Format=numeric] [Range= 0-2] [Missing=*]	
<b>Statistics [NW/ W]</b>		[Valid=177 /-] [Invalid=2986 /-] [Mean=0.0226 /-] [StdDev=0.212 /-]	
<b>Value</b>	<b>Label</b>	<b>Cases</b>	<b>Percentage</b>
0		175	98.9%
2		2	1.1%
Sysmiss		2986	
<i>Warning: these figures indicate the number of cases found in the data file. They cannot be interpreted as summary statistics of the population of interest.</i>			
# b1_6: 二, (減少經常性僱用員工)營建, 製圖, 測量等專業人員(人數)			
<b>Information</b>		[Type= discrete] [Format=numeric] [Range= 0-0] [Missing=*]	
<b>Statistics [NW/ W]</b>		[Valid=177 /-] [Invalid=2986 /-] [Mean=0 /-] [StdDev=0 /-]	
<b>Value</b>	<b>Label</b>	<b>Cases</b>	<b>Percentage</b>
0		177	100.0%
Sysmiss		2986	
<i>Warning: these figures indicate the number of cases found in the data file. They cannot be interpreted as summary statistics of the population of interest.</i>			
# b1_7: 二, (減少經常性僱用員工)設計專業人員(人數)			
<b>Information</b>		[Type= discrete] [Format=numeric] [Range= 0-3] [Missing=*]	
<b>Statistics [NW/ W]</b>		[Valid=177 /-] [Invalid=2986 /-] [Mean=0.0169 /-] [StdDev=0.225 /-]	
<b>Value</b>	<b>Label</b>	<b>Cases</b>	<b>Percentage</b>
0		176	99.4%
3		1	0.6%
Sysmiss		2986	
<i>Warning: these figures indicate the number of cases found in the data file. They cannot be interpreted as summary statistics of the population of interest.</i>			
# b1_8: 二, (減少經常性僱用員工)醫療保健專業人員(人數)			
<b>Information</b>		[Type= discrete] [Format=numeric] [Range= 0-0] [Missing=*]	
<b>Statistics [NW/ W]</b>		[Valid=177 /-] [Invalid=2986 /-] [Mean=0 /-] [StdDev=0 /-]	
<b>Value</b>	<b>Label</b>	<b>Cases</b>	<b>Percentage</b>
0		177	100.0%
Sysmiss		2986	
<i>Warning: these figures indicate the number of cases found in the data file. They cannot be interpreted as summary statistics of the population of interest.</i>			
# b1_9: 二, (減少經常性僱用員工)會計專業人員(人數)			
<b>Information</b>		[Type= discrete] [Format=numeric] [Range= 0-0] [Missing=*]	
<b>Statistics [NW/ W]</b>		[Valid=177 /-] [Invalid=2986 /-] [Mean=0 /-] [StdDev=0 /-]	

# b1\_9: 二, (減少經常性僱用員工)會計專業人員(人數)

Value	Label	Cases	Percentage
0		177	100.0%
Sysmiss		2986	

Warning: these figures indicate the number of cases found in the data file. They cannot be interpreted as summary statistics of the population of interest.

# b1\_10: 二, (減少經常性僱用員工)財務, 保險, 金融, 投資等專業人員(人數)

<b>Information</b>	[Type= discrete] [Format=numeric] [Range= 0-1] [Missing=*]
<b>Statistics [NW/ W]</b>	[Valid=177 /-] [Invalid=2986 /-] [Mean=0.00565 /-] [StdDev=0.0752 /-]

Value	Label	Cases	Percentage
0		176	99.4%
1		1	0.6%
Sysmiss		2986	

Warning: these figures indicate the number of cases found in the data file. They cannot be interpreted as summary statistics of the population of interest.

# b1\_11: 二, (減少經常性僱用員工)人力資源專業人員(人數)

<b>Information</b>	[Type= discrete] [Format=numeric] [Range= 0-0] [Missing=*]
<b>Statistics [NW/ W]</b>	[Valid=177 /-] [Invalid=2986 /-] [Mean=0 /-] [StdDev=0 /-]

Value	Label	Cases	Percentage
0		177	100.0%
Sysmiss		2986	

Warning: these figures indicate the number of cases found in the data file. They cannot be interpreted as summary statistics of the population of interest.

# b1\_12: 二, (減少經常性僱用員工)企劃, 行銷, 公關等專業人員(人數)

<b>Information</b>	[Type= discrete] [Format=numeric] [Range= 0-0] [Missing=*]
<b>Statistics [NW/ W]</b>	[Valid=177 /-] [Invalid=2986 /-] [Mean=0 /-] [StdDev=0 /-]

Value	Label	Cases	Percentage
0		177	100.0%
Sysmiss		2986	

Warning: these figures indicate the number of cases found in the data file. They cannot be interpreted as summary statistics of the population of interest.

# b1\_13: 二, (減少經常性僱用員工)軟體, 程式, 網路, 系統, 資料庫等資訊專業人員(人數)

<b>Information</b>	[Type= discrete] [Format=numeric] [Range= 0-1] [Missing=*]
<b>Statistics [NW/ W]</b>	[Valid=177 /-] [Invalid=2986 /-] [Mean=0.00565 /-] [StdDev=0.0752 /-]

Value	Label	Cases	Percentage
0		176	99.4%
1		1	0.6%
Sysmiss		2986	

Warning: these figures indicate the number of cases found in the data file. They cannot be interpreted as summary statistics of the population of interest.

# b1\_14: 二, (減少經常性僱用員工)法務專業人員(人數)

<b>Information</b>	[Type= discrete] [Format=numeric] [Range= 0-0] [Missing=*]
<b>Statistics [NW/ W]</b>	[Valid=177 /-] [Invalid=2986 /-] [Mean=0 /-] [StdDev=0 /-]

Value	Label	Cases	Percentage
0		177	100.0%
Sysmiss		2986	

Warning: these figures indicate the number of cases found in the data file. They cannot be interpreted as summary statistics of the population of interest.

# b1_15: 二, (減少經常性僱用員工)其他專業人員(人數)			
<b>Information</b>	[Type= discrete] [Format=numeric] [Range= 0-1] [Missing=*]		
<b>Statistics [NW/ W]</b>	[Valid=177 /-] [Invalid=2986 /-] [Mean=0.00565 /-] [StdDev=0.0752 /-]		
Value	Label	Cases	Percentage
0		176	99.4%
1		1	0.6%
Sysmiss		2986	
<i>Warning: these figures indicate the number of cases found in the data file. They cannot be interpreted as summary statistics of the population of interest.</i>			
# b1_16: 二, (減少經常性僱用員工)營建工程,製圖技術員(人數)			
<b>Information</b>	[Type= discrete] [Format=numeric] [Range= 0-0] [Missing=*]		
<b>Statistics [NW/ W]</b>	[Valid=177 /-] [Invalid=2986 /-] [Mean=0 /-] [StdDev=0 /-]		
Value	Label	Cases	Percentage
0		177	100.0%
Sysmiss		2986	
<i>Warning: these figures indicate the number of cases found in the data file. They cannot be interpreted as summary statistics of the population of interest.</i>			
# b1_17: 二, (減少經常性僱用員工)電機,電子工程技術員(人數)			
<b>Information</b>	[Type= discrete] [Format=numeric] [Range= 0-10] [Missing=*]		
<b>Statistics [NW/ W]</b>	[Valid=177 /-] [Invalid=2986 /-] [Mean=0.0565 /-] [StdDev=0.752 /-]		
Value	Label	Cases	Percentage
0		176	99.4%
10		1	0.6%
Sysmiss		2986	
<i>Warning: these figures indicate the number of cases found in the data file. They cannot be interpreted as summary statistics of the population of interest.</i>			
# b1_18: 二, (減少經常性僱用員工)機械,化工,紡織,食品等技術員(人數)			
<b>Information</b>	[Type= discrete] [Format=numeric] [Range= 0-1] [Missing=*]		
<b>Statistics [NW/ W]</b>	[Valid=177 /-] [Invalid=2986 /-] [Mean=0.00565 /-] [StdDev=0.0752 /-]		
Value	Label	Cases	Percentage
0		176	99.4%
1		1	0.6%
Sysmiss		2986	
<i>Warning: these figures indicate the number of cases found in the data file. They cannot be interpreted as summary statistics of the population of interest.</i>			
# b1_19: 二, (減少經常性僱用員工)生產管理技術員,品質管制技術員(人數)			
<b>Information</b>	[Type= discrete] [Format=numeric] [Range= 0-2] [Missing=*]		
<b>Statistics [NW/ W]</b>	[Valid=177 /-] [Invalid=2986 /-] [Mean=0.0113 /-] [StdDev=0.15 /-]		
Value	Label	Cases	Percentage
0		176	99.4%
2		1	0.6%
Sysmiss		2986	
<i>Warning: these figures indicate the number of cases found in the data file. They cannot be interpreted as summary statistics of the population of interest.</i>			
# b1_20: 二, (減少經常性僱用員工)製程控制技術員(人數)			
<b>Information</b>	[Type= discrete] [Format=numeric] [Range= 0-0] [Missing=*]		
<b>Statistics [NW/ W]</b>	[Valid=177 /-] [Invalid=2986 /-] [Mean=0 /-] [StdDev=0 /-]		

# b1_20: 二, (減少經常性僱用員工)製程控制技術員(人數)			
Value	Label	Cases	Percentage
0		177	100.0%
System		2986	
<i>Warning: these figures indicate the number of cases found in the data file. They cannot be interpreted as summary statistics of the population of interest.</i>			
# b1_21: 二, (減少經常性僱用員工)製造,營造監督人員(人數)			
<b>Information</b>		[Type= discrete] [Format=numeric] [Range= 0-2] [Missing=*]	
<b>Statistics [NW/ W]</b>		[Valid=177 /-] [Invalid=2986 /-] [Mean=0.0226 /-] [StdDev=0.183 /-]	
Value	Label	Cases	Percentage
0		174	98.3%
1		2	1.1%
2		1	0.6%
System		2986	
<i>Warning: these figures indicate the number of cases found in the data file. They cannot be interpreted as summary statistics of the population of interest.</i>			
# b1_22: 二, (減少經常性僱用員工)醫療保健助理專業人員(人數)			
<b>Information</b>		[Type= discrete] [Format=numeric] [Range= 0-0] [Missing=*]	
<b>Statistics [NW/ W]</b>		[Valid=177 /-] [Invalid=2986 /-] [Mean=0 /-] [StdDev=0 /-]	
Value	Label	Cases	Percentage
0		177	100.0%
System		2986	
<i>Warning: these figures indicate the number of cases found in the data file. They cannot be interpreted as summary statistics of the population of interest.</i>			
# b1_23: 二, (減少經常性僱用員工)環衛類技術員(含勞工安全類人員)(人數)			
<b>Information</b>		[Type= discrete] [Format=numeric] [Range= 0-0] [Missing=*]	
<b>Statistics [NW/ W]</b>		[Valid=177 /-] [Invalid=2986 /-] [Mean=0 /-] [StdDev=0 /-]	
Value	Label	Cases	Percentage
0		177	100.0%
System		2986	
<i>Warning: these figures indicate the number of cases found in the data file. They cannot be interpreted as summary statistics of the population of interest.</i>			
# b1_24: 二, (減少經常性僱用員工)財務,金融等助理人員(人數)			
<b>Information</b>		[Type= discrete] [Format=numeric] [Range= 0-2] [Missing=*]	
<b>Statistics [NW/ W]</b>		[Valid=177 /-] [Invalid=2986 /-] [Mean=0.0113 /-] [StdDev=0.15 /-]	
Value	Label	Cases	Percentage
0		176	99.4%
2		1	0.6%
System		2986	
<i>Warning: these figures indicate the number of cases found in the data file. They cannot be interpreted as summary statistics of the population of interest.</i>			
# b1_25: 二, (減少經常性僱用員工)會計助理人員(人數)			
<b>Information</b>		[Type= discrete] [Format=numeric] [Range= 0-0] [Missing=*]	
<b>Statistics [NW/ W]</b>		[Valid=177 /-] [Invalid=2986 /-] [Mean=0 /-] [StdDev=0 /-]	
Value	Label	Cases	Percentage
0		177	100.0%
System		2986	
<i>Warning: these figures indicate the number of cases found in the data file. They cannot be interpreted as summary statistics of the population of interest.</i>			



# b1_26: 二, (減少經常性僱用員工)業務銷售, 貿易助理專業人員(人數)			
Information		[Type= discrete] [Format=numeric] [Range= 0-3] [Missing=*]	
Statistics [NW/ W]		[Valid=177 /-] [Invalid=2986 /-] [Mean=0.0508 /-] [StdDev=0.358 /-]	
Value	Label	Cases	Percentage
0		173	97.7%
1		1	0.6%
2		1	0.6%
3		2	1.1%
Sysmiss		2986	
<i>Warning: these figures indicate the number of cases found in the data file. They cannot be interpreted as summary statistics of the population of interest.</i>			
# b1_27: 二, (減少經常性僱用員工)採購員(人數)			
Information		[Type= discrete] [Format=numeric] [Range= 0-1] [Missing=*]	
Statistics [NW/ W]		[Valid=177 /-] [Invalid=2986 /-] [Mean=0.00565 /-] [StdDev=0.0752 /-]	
Value	Label	Cases	Percentage
0		176	99.4%
1		1	0.6%
Sysmiss		2986	
<i>Warning: these figures indicate the number of cases found in the data file. They cannot be interpreted as summary statistics of the population of interest.</i>			
# b1_28: 二, (減少經常性僱用員工)人力資源助理專業人員(人數)			
Information		[Type= discrete] [Format=numeric] [Range= 0-0] [Missing=*]	
Statistics [NW/ W]		[Valid=177 /-] [Invalid=2986 /-] [Mean=0 /-] [StdDev=0 /-]	
Value	Label	Cases	Percentage
0		177	100.0%
Sysmiss		2986	
<i>Warning: these figures indicate the number of cases found in the data file. They cannot be interpreted as summary statistics of the population of interest.</i>			
# b1_29: 二, (減少經常性僱用員工)不動產經紀人(人數)			
Information		[Type= discrete] [Format=numeric] [Range= 0-0] [Missing=*]	
Statistics [NW/ W]		[Valid=177 /-] [Invalid=2986 /-] [Mean=0 /-] [StdDev=0 /-]	
Value	Label	Cases	Percentage
0		177	100.0%
Sysmiss		2986	
<i>Warning: these figures indicate the number of cases found in the data file. They cannot be interpreted as summary statistics of the population of interest.</i>			
# b1_30: 二, (減少經常性僱用員工)法務助理人員(人數)			
Information		[Type= discrete] [Format=numeric] [Range= 0-0] [Missing=*]	
Statistics [NW/ W]		[Valid=177 /-] [Invalid=2986 /-] [Mean=0 /-] [StdDev=0 /-]	
Value	Label	Cases	Percentage
0		177	100.0%
Sysmiss		2986	
<i>Warning: these figures indicate the number of cases found in the data file. They cannot be interpreted as summary statistics of the population of interest.</i>			
# b1_31: 二, (減少經常性僱用員工)資訊及通訊傳播技術員(人數)			
Information		[Type= discrete] [Format=numeric] [Range= 0-0] [Missing=*]	
Statistics [NW/ W]		[Valid=177 /-] [Invalid=2986 /-] [Mean=0 /-] [StdDev=0 /-]	

# b1_31: 二, (減少經常性僱用員工)資訊及通訊傳播技術員(人數)			
Value	Label	Cases	Percentage
0		177	100.0%
Sysmiss		2986	
<i>Warning: these figures indicate the number of cases found in the data file. They cannot be interpreted as summary statistics of the population of interest.</i>			
# b1_32: 二, (減少經常性僱用員工)其他技術員及助理專業人員(人數)			
<b>Information</b>		[Type= discrete] [Format=numeric] [Range= 0-0] [Missing=*]	
<b>Statistics [NW/ W]</b>		[Valid=177 /-] [Invalid=2986 /-] [Mean=0 /-] [StdDev=0 /-]	
Value	Label	Cases	Percentage
0		177	100.0%
Sysmiss		2986	
<i>Warning: these figures indicate the number of cases found in the data file. They cannot be interpreted as summary statistics of the population of interest.</i>			
# b1_33: 二, (減少經常性僱用員工)一般及文書事務人員(人數)			
<b>Information</b>		[Type= discrete] [Format=numeric] [Range= 0-10] [Missing=*]	
<b>Statistics [NW/ W]</b>		[Valid=177 /-] [Invalid=2986 /-] [Mean=0.288 /-] [StdDev=1.328 /-]	
Value	Label	Cases	Percentage
0		163	92.1%
1		5	2.8%
2		3	1.7%
3		1	0.6%
5		2	1.1%
7		1	0.6%
10		2	1.1%
Sysmiss		2986	
<i>Warning: these figures indicate the number of cases found in the data file. They cannot be interpreted as summary statistics of the population of interest.</i>			
# b1_34: 二, (減少經常性僱用員工)顧客服務事務人員(人數)			
<b>Information</b>		[Type= discrete] [Format=numeric] [Range= 0-3] [Missing=*]	
<b>Statistics [NW/ W]</b>		[Valid=177 /-] [Invalid=2986 /-] [Mean=0.0282 /-] [StdDev=0.27 /-]	
Value	Label	Cases	Percentage
0		175	98.9%
2		1	0.6%
3		1	0.6%
Sysmiss		2986	
<i>Warning: these figures indicate the number of cases found in the data file. They cannot be interpreted as summary statistics of the population of interest.</i>			
# b1_35: 二, (減少經常性僱用員工)會計, 生產, 運輸事務人員(人數)			
<b>Information</b>		[Type= discrete] [Format=numeric] [Range= 0-2] [Missing=*]	
<b>Statistics [NW/ W]</b>		[Valid=177 /-] [Invalid=2986 /-] [Mean=0.0113 /-] [StdDev=0.15 /-]	
Value	Label	Cases	Percentage
0		176	99.4%
2		1	0.6%
Sysmiss		2986	
<i>Warning: these figures indicate the number of cases found in the data file. They cannot be interpreted as summary statistics of the population of interest.</i>			
# b1_36: 二, (減少經常性僱用員工)人事(人數)			
<b>Information</b>		[Type= discrete] [Format=numeric] [Range= 0-0] [Missing=*]	

# b1_36: 二, (減少經常性僱用員工)人事(人數)			
<b>Statistics [NW/ W]</b>		[Valid=177 /-] [Invalid=2986 /-] [Mean=0 /-] [StdDev=0 /-]	
Value	Label	Cases	Percentage
0		177	100.0%
Sysmiss		2986	
<i>Warning: these figures indicate the number of cases found in the data file. They cannot be interpreted as summary statistics of the population of interest.</i>			
# b1_37: 二, (減少經常性僱用員工)其他事務支援人員(人數)			
<b>Information</b>		[Type= discrete] [Format=numeric] [Range= 0-0] [Missing=*]	
<b>Statistics [NW/ W]</b>		[Valid=177 /-] [Invalid=2986 /-] [Mean=0 /-] [StdDev=0 /-]	
Value	Label	Cases	Percentage
0		177	100.0%
Sysmiss		2986	
<i>Warning: these figures indicate the number of cases found in the data file. They cannot be interpreted as summary statistics of the population of interest.</i>			
# b1_38: 二, (減少經常性僱用員工)車, 船, 機上服務人員(人數)			
<b>Information</b>		[Type= discrete] [Format=numeric] [Range= 0-0] [Missing=*]	
<b>Statistics [NW/ W]</b>		[Valid=177 /-] [Invalid=2986 /-] [Mean=0 /-] [StdDev=0 /-]	
Value	Label	Cases	Percentage
0		177	100.0%
Sysmiss		2986	
<i>Warning: these figures indicate the number of cases found in the data file. They cannot be interpreted as summary statistics of the population of interest.</i>			
# b1_39: 二, (減少經常性僱用員工)導遊及領隊(人數)			
<b>Information</b>		[Type= discrete] [Format=numeric] [Range= 0-0] [Missing=*]	
<b>Statistics [NW/ W]</b>		[Valid=177 /-] [Invalid=2986 /-] [Mean=0 /-] [StdDev=0 /-]	
Value	Label	Cases	Percentage
0		177	100.0%
Sysmiss		2986	
<i>Warning: these figures indicate the number of cases found in the data file. They cannot be interpreted as summary statistics of the population of interest.</i>			
# b1_40: 二, (減少經常性僱用員工)廚師(人數)			
<b>Information</b>		[Type= discrete] [Format=numeric] [Range= 0-1] [Missing=*]	
<b>Statistics [NW/ W]</b>		[Valid=177 /-] [Invalid=2986 /-] [Mean=0.00565 /-] [StdDev=0.0752 /-]	
Value	Label	Cases	Percentage
0		176	99.4%
1		1	0.6%
Sysmiss		2986	
<i>Warning: these figures indicate the number of cases found in the data file. They cannot be interpreted as summary statistics of the population of interest.</i>			
# b1_41: 二, (減少經常性僱用員工)餐飲服務員(人數)			
<b>Information</b>		[Type= discrete] [Format=numeric] [Range= 0-10] [Missing=*]	
<b>Statistics [NW/ W]</b>		[Valid=177 /-] [Invalid=2986 /-] [Mean=0.164 /-] [StdDev=0.912 /-]	
Value	Label	Cases	Percentage
0		168	94.9%
1		1	0.6%
2		4	2.3%
3		2	1.1%

# **b1\_41**: 二, (減少經常性僱用員工) 餐飲服務員(人數)

Value	Label	Cases	Percentage
4		1	0.6%
10		1	0.6%
Sysmiss		2986	

*Warning: these figures indicate the number of cases found in the data file. They cannot be interpreted as summary statistics of the population of interest.*

# b1_42: 二, (減少經常性僱用員工)商店銷售有關人員及展售說明人員(人數)			
<b>Information</b>	[Type= discrete] [Format=numeric] [Range= 0-15] [Missing=*]		
<b>Statistics [NW/ W]</b>	[Valid=177 /-] [Invalid=2986 /-] [Mean=0.232 /-] [StdDev=1.668 /-]		
Value	Label	Cases	Percentage
0		172	97.2%
2		1	0.6%
3		1	0.6%
6		1	0.6%
15		2	1.1%
Sysmiss		2986	
<i>Warning: these figures indicate the number of cases found in the data file. They cannot be interpreted as summary statistics of the population of interest.</i>			
# b1_43: 二, (減少經常性僱用員工)電話及網路行銷人員(人數)			
<b>Information</b>	[Type= discrete] [Format=numeric] [Range= 0-0] [Missing=*]		
<b>Statistics [NW/ W]</b>	[Valid=177 /-] [Invalid=2986 /-] [Mean=0 /-] [StdDev=0 /-]		
Value	Label	Cases	Percentage
0		177	100.0%
Sysmiss		2986	
<i>Warning: these figures indicate the number of cases found in the data file. They cannot be interpreted as summary statistics of the population of interest.</i>			
# b1_44: 二, (減少經常性僱用員工)健康照顧人員, 陪病人員(人數)			
<b>Information</b>	[Type= discrete] [Format=numeric] [Range= 0-2] [Missing=*]		
<b>Statistics [NW/ W]</b>	[Valid=177 /-] [Invalid=2986 /-] [Mean=0.0113 /-] [StdDev=0.15 /-]		
Value	Label	Cases	Percentage
0		176	99.4%
2		1	0.6%
Sysmiss		2986	
<i>Warning: these figures indicate the number of cases found in the data file. They cannot be interpreted as summary statistics of the population of interest.</i>			
# b1_45: 二, (減少經常性僱用員工)保全(含建築物管理員)(人數)			
<b>Information</b>	[Type= discrete] [Format=numeric] [Range= 0-10] [Missing=*]		
<b>Statistics [NW/ W]</b>	[Valid=177 /-] [Invalid=2986 /-] [Mean=0.107 /-] [StdDev=1.008 /-]		
Value	Label	Cases	Percentage
0		175	98.9%
9		1	0.6%
10		1	0.6%
Sysmiss		2986	
<i>Warning: these figures indicate the number of cases found in the data file. They cannot be interpreted as summary statistics of the population of interest.</i>			
# b1_46: 二, (減少經常性僱用員工)其他服務及銷售工作人員(人數)			
<b>Information</b>	[Type= continuous] [Format=numeric] [Range= 0-400] [Missing=*]		
<b>Statistics [NW/ W]</b>	[Valid=177 /-] [Invalid=2986 /-] [Mean=2.299 /-] [StdDev=30.067 /-]		
# b1_47: 二, (減少經常性僱用員工)營建及有關工作人員(人數)			
<b>Information</b>	[Type= discrete] [Format=numeric] [Range= 0-0] [Missing=*]		
<b>Statistics [NW/ W]</b>	[Valid=177 /-] [Invalid=2986 /-] [Mean=0 /-] [StdDev=0 /-]		
Value	Label	Cases	Percentage
0		177	100.0%

Value	Label	Cases	Percentage
Sysmiss		2986	
<i>Warning: these figures indicate the number of cases found in the data file. They cannot be interpreted as summary statistics of the population of interest.</i>			
<b># b1_47:</b> 二, (減少經常性僱用員工) 營建及有關工作人員(人數)			
<b>Information</b>	[Type= continuous] [Format=numeric] [Range= 0-50] [Missing=*]		
<b>Statistics [NW/ W]</b>	[Valid=177 /-] [Invalid=2986 /-] [Mean=0.39 /-] [StdDev=3.838 /-]		
<b># b1_49:</b> 二, (減少經常性僱用員工) 維修技術類工作人員(人數)			
<b>Information</b>	[Type= discrete] [Format=numeric] [Range= 0-3] [Missing=*]		
<b>Statistics [NW/ W]</b>	[Valid=177 /-] [Invalid=2986 /-] [Mean=0.0395 /-] [StdDev=0.308 /-]		
Value	Label	Cases	Percentage
0		174	98.3%
2		2	1.1%
3		1	0.6%
Sysmiss		2986	
<i>Warning: these figures indicate the number of cases found in the data file. They cannot be interpreted as summary statistics of the population of interest.</i>			
<b># b1_50:</b> 二, (減少經常性僱用員工) 操作技術類工作人員(人數)			
<b>Information</b>	[Type= continuous] [Format=numeric] [Range= 0-100] [Missing=*]		
<b>Statistics [NW/ W]</b>	[Valid=177 /-] [Invalid=2986 /-] [Mean=1.678 /-] [StdDev=8.447 /-]		
<b># b1_51:</b> 二, (減少經常性僱用員工) 組裝人員(人數)			
<b>Information</b>	[Type= discrete] [Format=numeric] [Range= 0-3] [Missing=*]		
<b>Statistics [NW/ W]</b>	[Valid=177 /-] [Invalid=2986 /-] [Mean=0.0791 /-] [StdDev=0.445 /-]		
Value	Label	Cases	Percentage
0		171	96.6%
1		1	0.6%
2		2	1.1%
3		3	1.7%
Sysmiss		2986	
<i>Warning: these figures indicate the number of cases found in the data file. They cannot be interpreted as summary statistics of the population of interest.</i>			
<b># b1_52:</b> 二, (減少經常性僱用員工) 駕駛及移運設備操作人員(人數)			
<b>Information</b>	[Type= discrete] [Format=numeric] [Range= 0-3] [Missing=*]		
<b>Statistics [NW/ W]</b>	[Valid=177 /-] [Invalid=2986 /-] [Mean=0.0508 /-] [StdDev=0.307 /-]		
Value	Label	Cases	Percentage
0		171	96.6%
1		4	2.3%
2		1	0.6%
3		1	0.6%
Sysmiss		2986	
<i>Warning: these figures indicate the number of cases found in the data file. They cannot be interpreted as summary statistics of the population of interest.</i>			
<b># b1_53:</b> 二, (減少經常性僱用員工) 其他技藝, 機械設備操作及組裝人員(人數)			
<b>Information</b>	[Type= discrete] [Format=numeric] [Range= 0-0] [Missing=*]		
<b>Statistics [NW/ W]</b>	[Valid=177 /-] [Invalid=2986 /-] [Mean=0 /-] [StdDev=0 /-]		

# b1\_53: 二, (減少經常性僱用員工)其他技藝, 機械設備操作及組裝人員(人數)

Value	Label	Cases	Percentage
0		177	100.0%
System		2986	

*Warning: these figures indicate the number of cases found in the data file. They cannot be interpreted as summary statistics of the population of interest.*

# b1\_54: 二, (減少經常性僱用員工)清潔工(人數)

<b>Information</b>	[Type= discrete] [Format=numeric] [Range= 0-10] [Missing=*]
<b>Statistics [NW/ W]</b>	[Valid=177 /-] [Invalid=2986 /-] [Mean=0.0734 /-] [StdDev=0.784 /-]

Value	Label	Cases	Percentage
0		175	98.9%
3		1	0.6%
10		1	0.6%
System		2986	

*Warning: these figures indicate the number of cases found in the data file. They cannot be interpreted as summary statistics of the population of interest.*

# b1\_55: 二, (減少經常性僱用員工)勞力工(人數)

<b>Information</b>	[Type= discrete] [Format=numeric] [Range= 0-5] [Missing=*]
<b>Statistics [NW/ W]</b>	[Valid=177 /-] [Invalid=2986 /-] [Mean=0.136 /-] [StdDev=0.634 /-]

Value	Label	Cases	Percentage
0		167	94.4%
1		3	1.7%
2		3	1.7%
3		2	1.1%
4		1	0.6%
5		1	0.6%
System		2986	

*Warning: these figures indicate the number of cases found in the data file. They cannot be interpreted as summary statistics of the population of interest.*

# b1\_56: 二, (減少經常性僱用員工)其他基層技術工及勞力工(人數)

<b>Information</b>	[Type= discrete] [Format=numeric] [Range= 0-10] [Missing=*]
<b>Statistics [NW/ W]</b>	[Valid=177 /-] [Invalid=2986 /-] [Mean=0.0791 /-] [StdDev=0.787 /-]

Value	Label	Cases	Percentage
0		174	98.3%
1		1	0.6%
3		1	0.6%
10		1	0.6%
System		2986	

*Warning: these figures indicate the number of cases found in the data file. They cannot be interpreted as summary statistics of the population of interest.*

# b2\_0: 二, (減少臨時或季節性員工)主管及經理人員(人數)

<b>Information</b>	[Type= discrete] [Format=numeric] [Range= 0-0] [Missing=*]
<b>Statistics [NW/ W]</b>	[Valid=177 /-] [Invalid=2986 /-] [Mean=0 /-] [StdDev=0 /-]

Value	Label	Cases	Percentage
0		177	100.0%
System		2986	

*Warning: these figures indicate the number of cases found in the data file. They cannot be interpreted as summary statistics of the population of interest.*

# b2_1: 二, (減少臨時或季節性員工)生產管理, 品質管制工程師(人數)			
Information		[Type= discrete] [Format=numeric] [Range= 0-0] [Missing=*]	
Statistics [NW/ W]		[Valid=177 /-] [Invalid=2986 /-] [Mean=0 /-] [StdDev=0 /-]	
Value	Label	Cases	Percentage
0		177	100.0%
Sysmiss		2986	
<i>Warning: these figures indicate the number of cases found in the data file. They cannot be interpreted as summary statistics of the population of interest.</i>			
# b2_2: 二, (減少臨時或季節性員工)製程工程師(人數)			
Information		[Type= discrete] [Format=numeric] [Range= 0-0] [Missing=*]	
Statistics [NW/ W]		[Valid=177 /-] [Invalid=2986 /-] [Mean=0 /-] [StdDev=0 /-]	
Value	Label	Cases	Percentage
0		177	100.0%
Sysmiss		2986	
<i>Warning: these figures indicate the number of cases found in the data file. They cannot be interpreted as summary statistics of the population of interest.</i>			
# b2_3: 二, (減少臨時或季節性員工)環衛工程師(人數)			
Information		[Type= discrete] [Format=numeric] [Range= 0-0] [Missing=*]	
Statistics [NW/ W]		[Valid=177 /-] [Invalid=2986 /-] [Mean=0 /-] [StdDev=0 /-]	
Value	Label	Cases	Percentage
0		177	100.0%
Sysmiss		2986	
<i>Warning: these figures indicate the number of cases found in the data file. They cannot be interpreted as summary statistics of the population of interest.</i>			
# b2_4: 二, (減少臨時或季節性員工)機械, 化工, 紡織, 食品等工程師及研發人員(人數)			
Information		[Type= discrete] [Format=numeric] [Range= 0-0] [Missing=*]	
Statistics [NW/ W]		[Valid=177 /-] [Invalid=2986 /-] [Mean=0 /-] [StdDev=0 /-]	
Value	Label	Cases	Percentage
0		177	100.0%
Sysmiss		2986	
<i>Warning: these figures indicate the number of cases found in the data file. They cannot be interpreted as summary statistics of the population of interest.</i>			
# b2_5: 二, (減少臨時或季節性員工)電科技工程師(人數)			
Information		[Type= discrete] [Format=numeric] [Range= 0-0] [Missing=*]	
Statistics [NW/ W]		[Valid=177 /-] [Invalid=2986 /-] [Mean=0 /-] [StdDev=0 /-]	
Value	Label	Cases	Percentage
0		177	100.0%
Sysmiss		2986	
<i>Warning: these figures indicate the number of cases found in the data file. They cannot be interpreted as summary statistics of the population of interest.</i>			
# b2_6: 二, (減少臨時或季節性員工)營建, 製圖, 測量等專業人員(人數)			
Information		[Type= discrete] [Format=numeric] [Range= 0-0] [Missing=*]	
Statistics [NW/ W]		[Valid=177 /-] [Invalid=2986 /-] [Mean=0 /-] [StdDev=0 /-]	
Value	Label	Cases	Percentage
0		177	100.0%
Sysmiss		2986	
<i>Warning: these figures indicate the number of cases found in the data file. They cannot be interpreted as summary statistics of the population of interest.</i>			



# b2_7: 二, (減少臨時或季節性員工)設計專業人員(人數)			
Information		[Type= discrete] [Format=numeric] [Range= 0-0] [Missing=*]	
Statistics [NW/ W]		[Valid=177 /-] [Invalid=2986 /-] [Mean=0 /-] [StdDev=0 /-]	
Value	Label	Cases	Percentage
0		177	100.0%
Sysmiss		2986	
<i>Warning: these figures indicate the number of cases found in the data file. They cannot be interpreted as summary statistics of the population of interest.</i>			
# b2_8: 二, (減少臨時或季節性員工)醫療保健專業人員(人數)			
Information		[Type= discrete] [Format=numeric] [Range= 0-0] [Missing=*]	
Statistics [NW/ W]		[Valid=177 /-] [Invalid=2986 /-] [Mean=0 /-] [StdDev=0 /-]	
Value	Label	Cases	Percentage
0		177	100.0%
Sysmiss		2986	
<i>Warning: these figures indicate the number of cases found in the data file. They cannot be interpreted as summary statistics of the population of interest.</i>			
# b2_9: 二, (減少臨時或季節性員工)會計專業人員(人數)			
Information		[Type= discrete] [Format=numeric] [Range= 0-0] [Missing=*]	
Statistics [NW/ W]		[Valid=177 /-] [Invalid=2986 /-] [Mean=0 /-] [StdDev=0 /-]	
Value	Label	Cases	Percentage
0		177	100.0%
Sysmiss		2986	
<i>Warning: these figures indicate the number of cases found in the data file. They cannot be interpreted as summary statistics of the population of interest.</i>			
# b2_10: 二, (減少臨時或季節性員工)財務, 保險, 金融, 投資等專業人員(人數)			
Information		[Type= discrete] [Format=numeric] [Range= 0-0] [Missing=*]	
Statistics [NW/ W]		[Valid=177 /-] [Invalid=2986 /-] [Mean=0 /-] [StdDev=0 /-]	
Value	Label	Cases	Percentage
0		177	100.0%
Sysmiss		2986	
<i>Warning: these figures indicate the number of cases found in the data file. They cannot be interpreted as summary statistics of the population of interest.</i>			
# b2_11: 二, (減少臨時或季節性員工)人力資源專業人員(人數)			
Information		[Type= discrete] [Format=numeric] [Range= 0-0] [Missing=*]	
Statistics [NW/ W]		[Valid=177 /-] [Invalid=2986 /-] [Mean=0 /-] [StdDev=0 /-]	
Value	Label	Cases	Percentage
0		177	100.0%
Sysmiss		2986	
<i>Warning: these figures indicate the number of cases found in the data file. They cannot be interpreted as summary statistics of the population of interest.</i>			
# b2_12: 二, (減少臨時或季節性員工)企劃, 行銷, 公關等專業人員(人數)			
Information		[Type= discrete] [Format=numeric] [Range= 0-0] [Missing=*]	
Statistics [NW/ W]		[Valid=177 /-] [Invalid=2986 /-] [Mean=0 /-] [StdDev=0 /-]	
Value	Label	Cases	Percentage
0		177	100.0%
Sysmiss		2986	
<i>Warning: these figures indicate the number of cases found in the data file. They cannot be interpreted as summary statistics of the population of interest.</i>			

# b2_13: 二, (減少臨時或季節性員工)軟體,程式,網路,系統,資料庫等資訊專業人員(人數)			
Information		[Type= discrete] [Format=numeric] [Range= 0-0] [Missing=*]	
Statistics [NW/ W]		[Valid=177 /-] [Invalid=2986 /-] [Mean=0 /-] [StdDev=0 /-]	
Value	Label	Cases	Percentage
0		177	100.0%
Sysmiss		2986	
<i>Warning: these figures indicate the number of cases found in the data file. They cannot be interpreted as summary statistics of the population of interest.</i>			
# b2_14: 二, (減少臨時或季節性員工)法務專業人員(人數)			
Information		[Type= discrete] [Format=numeric] [Range= 0-0] [Missing=*]	
Statistics [NW/ W]		[Valid=177 /-] [Invalid=2986 /-] [Mean=0 /-] [StdDev=0 /-]	
Value	Label	Cases	Percentage
0		177	100.0%
Sysmiss		2986	
<i>Warning: these figures indicate the number of cases found in the data file. They cannot be interpreted as summary statistics of the population of interest.</i>			
# b2_15: 二, (減少臨時或季節性員工)其他專業人員(人數)			
Information		[Type= discrete] [Format=numeric] [Range= 0-0] [Missing=*]	
Statistics [NW/ W]		[Valid=177 /-] [Invalid=2986 /-] [Mean=0 /-] [StdDev=0 /-]	
Value	Label	Cases	Percentage
0		177	100.0%
Sysmiss		2986	
<i>Warning: these figures indicate the number of cases found in the data file. They cannot be interpreted as summary statistics of the population of interest.</i>			
# b2_16: 二, (減少臨時或季節性員工)營建工程,製圖技術員(人數)			
Information		[Type= discrete] [Format=numeric] [Range= 0-0] [Missing=*]	
Statistics [NW/ W]		[Valid=177 /-] [Invalid=2986 /-] [Mean=0 /-] [StdDev=0 /-]	
Value	Label	Cases	Percentage
0		177	100.0%
Sysmiss		2986	
<i>Warning: these figures indicate the number of cases found in the data file. They cannot be interpreted as summary statistics of the population of interest.</i>			
# b2_17: 二, (減少臨時或季節性員工)電機,電子工程技術員(人數)			
Information		[Type= discrete] [Format=numeric] [Range= 0-0] [Missing=*]	
Statistics [NW/ W]		[Valid=177 /-] [Invalid=2986 /-] [Mean=0 /-] [StdDev=0 /-]	
Value	Label	Cases	Percentage
0		177	100.0%
Sysmiss		2986	
<i>Warning: these figures indicate the number of cases found in the data file. They cannot be interpreted as summary statistics of the population of interest.</i>			
# b2_18: 二, (減少臨時或季節性員工)機械,化工,紡織,食品等技術員(人數)			
Information		[Type= discrete] [Format=numeric] [Range= 0-0] [Missing=*]	
Statistics [NW/ W]		[Valid=177 /-] [Invalid=2986 /-] [Mean=0 /-] [StdDev=0 /-]	
Value	Label	Cases	Percentage
0		177	100.0%
Sysmiss		2986	
<i>Warning: these figures indicate the number of cases found in the data file. They cannot be interpreted as summary statistics of the population of interest.</i>			

# b2_19: 二, (減少臨時或季節性員工)生產管理技術員,品質管制技術員(人數)			
Information		[Type= discrete] [Format=numeric] [Range= 0-0] [Missing=*]	
Statistics [NW/ W]		[Valid=177 /-] [Invalid=2986 /-] [Mean=0 /-] [StdDev=0 /-]	
Value	Label	Cases	Percentage
0		177	100.0%
Sysmiss		2986	
<i>Warning: these figures indicate the number of cases found in the data file. They cannot be interpreted as summary statistics of the population of interest.</i>			
# b2_20: 二, (減少臨時或季節性員工)製程控制技術員(人數)			
Information		[Type= discrete] [Format=numeric] [Range= 0-0] [Missing=*]	
Statistics [NW/ W]		[Valid=177 /-] [Invalid=2986 /-] [Mean=0 /-] [StdDev=0 /-]	
Value	Label	Cases	Percentage
0		177	100.0%
Sysmiss		2986	
<i>Warning: these figures indicate the number of cases found in the data file. They cannot be interpreted as summary statistics of the population of interest.</i>			
# b2_21: 二, (減少臨時或季節性員工)製造,營造監督人員(人數)			
Information		[Type= discrete] [Format=numeric] [Range= 0-0] [Missing=*]	
Statistics [NW/ W]		[Valid=177 /-] [Invalid=2986 /-] [Mean=0 /-] [StdDev=0 /-]	
Value	Label	Cases	Percentage
0		177	100.0%
Sysmiss		2986	
<i>Warning: these figures indicate the number of cases found in the data file. They cannot be interpreted as summary statistics of the population of interest.</i>			
# b2_22: 二, (減少臨時或季節性員工)醫療保健助理專業人員(人數)			
Information		[Type= discrete] [Format=numeric] [Range= 0-0] [Missing=*]	
Statistics [NW/ W]		[Valid=177 /-] [Invalid=2986 /-] [Mean=0 /-] [StdDev=0 /-]	
Value	Label	Cases	Percentage
0		177	100.0%
Sysmiss		2986	
<i>Warning: these figures indicate the number of cases found in the data file. They cannot be interpreted as summary statistics of the population of interest.</i>			
# b2_23: 二, (減少臨時或季節性員工)環衛類技術員(含勞工安全類人員)(人數)			
Information		[Type= discrete] [Format=numeric] [Range= 0-0] [Missing=*]	
Statistics [NW/ W]		[Valid=177 /-] [Invalid=2986 /-] [Mean=0 /-] [StdDev=0 /-]	
Value	Label	Cases	Percentage
0		177	100.0%
Sysmiss		2986	
<i>Warning: these figures indicate the number of cases found in the data file. They cannot be interpreted as summary statistics of the population of interest.</i>			
# b2_24: 二, (減少臨時或季節性員工)財務,金融等助理人員(人數)			
Information		[Type= discrete] [Format=numeric] [Range= 0-0] [Missing=*]	
Statistics [NW/ W]		[Valid=177 /-] [Invalid=2986 /-] [Mean=0 /-] [StdDev=0 /-]	
Value	Label	Cases	Percentage
0		177	100.0%
Sysmiss		2986	
<i>Warning: these figures indicate the number of cases found in the data file. They cannot be interpreted as summary statistics of the population of interest.</i>			

# b2_25: 二, (減少臨時或季節性員工)會計助理人員(人數)			
Information		[Type= discrete] [Format=numeric] [Range= 0-0] [Missing=*]	
Statistics [NW/ W]		[Valid=177 /-] [Invalid=2986 /-] [Mean=0 /-] [StdDev=0 /-]	
Value	Label	Cases	Percentage
0		177	100.0%
Sysmiss		2986	
<i>Warning: these figures indicate the number of cases found in the data file. They cannot be interpreted as summary statistics of the population of interest.</i>			
# b2_26: 二, (減少臨時或季節性員工)業務銷售,貿易助理專業人員(人數)			
Information		[Type= discrete] [Format=numeric] [Range= 0-0] [Missing=*]	
Statistics [NW/ W]		[Valid=177 /-] [Invalid=2986 /-] [Mean=0 /-] [StdDev=0 /-]	
Value	Label	Cases	Percentage
0		177	100.0%
Sysmiss		2986	
<i>Warning: these figures indicate the number of cases found in the data file. They cannot be interpreted as summary statistics of the population of interest.</i>			
# b2_27: 二, (減少臨時或季節性員工)採購員(人數)			
Information		[Type= discrete] [Format=numeric] [Range= 0-0] [Missing=*]	
Statistics [NW/ W]		[Valid=177 /-] [Invalid=2986 /-] [Mean=0 /-] [StdDev=0 /-]	
Value	Label	Cases	Percentage
0		177	100.0%
Sysmiss		2986	
<i>Warning: these figures indicate the number of cases found in the data file. They cannot be interpreted as summary statistics of the population of interest.</i>			
# b2_28: 二, (減少臨時或季節性員工)人力資源助理專業人員(人數)			
Information		[Type= discrete] [Format=numeric] [Range= 0-0] [Missing=*]	
Statistics [NW/ W]		[Valid=177 /-] [Invalid=2986 /-] [Mean=0 /-] [StdDev=0 /-]	
Value	Label	Cases	Percentage
0		177	100.0%
Sysmiss		2986	
<i>Warning: these figures indicate the number of cases found in the data file. They cannot be interpreted as summary statistics of the population of interest.</i>			
# b2_29: 二, (減少臨時或季節性員工)不動產經紀人(人數)			
Information		[Type= discrete] [Format=numeric] [Range= 0-0] [Missing=*]	
Statistics [NW/ W]		[Valid=177 /-] [Invalid=2986 /-] [Mean=0 /-] [StdDev=0 /-]	
Value	Label	Cases	Percentage
0		177	100.0%
Sysmiss		2986	
<i>Warning: these figures indicate the number of cases found in the data file. They cannot be interpreted as summary statistics of the population of interest.</i>			
# b2_30: 二, (減少臨時或季節性員工)法務助理人員(人數)			
Information		[Type= discrete] [Format=numeric] [Range= 0-0] [Missing=*]	
Statistics [NW/ W]		[Valid=177 /-] [Invalid=2986 /-] [Mean=0 /-] [StdDev=0 /-]	
Value	Label	Cases	Percentage
0		177	100.0%
Sysmiss		2986	
<i>Warning: these figures indicate the number of cases found in the data file. They cannot be interpreted as summary statistics of the population of interest.</i>			

# b2_31: 二, (減少臨時或季節性員工)資訊及通訊傳播技術員(人數)			
<b>Information</b>		[Type= discrete] [Format=numeric] [Range= 0-0] [Missing=*]	
<b>Statistics [NW/ W]</b>		[Valid=177 /-] [Invalid=2986 /-] [Mean=0 /-] [StdDev=0 /-]	
Value	Label	Cases	Percentage
0		177	100.0%
Sysmiss		2986	
<i>Warning: these figures indicate the number of cases found in the data file. They cannot be interpreted as summary statistics of the population of interest.</i>			
# b2_32: 二, (減少臨時或季節性員工)其他技術員及助理專業人員(人數)			
<b>Information</b>		[Type= discrete] [Format=numeric] [Range= 0-0] [Missing=*]	
<b>Statistics [NW/ W]</b>		[Valid=177 /-] [Invalid=2986 /-] [Mean=0 /-] [StdDev=0 /-]	
Value	Label	Cases	Percentage
0		177	100.0%
Sysmiss		2986	
<i>Warning: these figures indicate the number of cases found in the data file. They cannot be interpreted as summary statistics of the population of interest.</i>			
# b2_33: 二, (減少臨時或季節性員工)一般及文書事務人員(人數)			
<b>Information</b>		[Type= discrete] [Format=numeric] [Range= 0-1] [Missing=*]	
<b>Statistics [NW/ W]</b>		[Valid=177 /-] [Invalid=2986 /-] [Mean=0.00565 /-] [StdDev=0.0752 /-]	
Value	Label	Cases	Percentage
0		176	99.4%
1		1	0.6%
Sysmiss		2986	
<i>Warning: these figures indicate the number of cases found in the data file. They cannot be interpreted as summary statistics of the population of interest.</i>			
# b2_34: 二, (減少臨時或季節性員工)顧客服務事務人員(人數)			
<b>Information</b>		[Type= continuous] [Format=numeric] [Range= 0-36] [Missing=*]	
<b>Statistics [NW/ W]</b>		[Valid=177 /-] [Invalid=2986 /-] [Mean=0.203 /-] [StdDev=2.706 /-]	

# b2_35: 二, (減少臨時或季節性員工)會計,生產,運輸事務人員(人數)			
Information		[Type= discrete] [Format=numeric] [Range= 0-6] [Missing=*]	
Statistics [NW/ W]		[Valid=177 /-] [Invalid=2986 /-] [Mean=0.0565 /-] [StdDev=0.541 /-]	
Value	Label	Cases	Percentage
0		175	98.9%
4		1	0.6%
6		1	0.6%
Sysmiss		2986	
<i>Warning: these figures indicate the number of cases found in the data file. They cannot be interpreted as summary statistics of the population of interest.</i>			
# b2_36: 二, (減少臨時或季節性員工)人事(人數)			
Information		[Type= discrete] [Format=numeric] [Range= 0-0] [Missing=*]	
Statistics [NW/ W]		[Valid=177 /-] [Invalid=2986 /-] [Mean=0 /-] [StdDev=0 /-]	
Value	Label	Cases	Percentage
0		177	100.0%
Sysmiss		2986	
<i>Warning: these figures indicate the number of cases found in the data file. They cannot be interpreted as summary statistics of the population of interest.</i>			
# b2_37: 二, (減少臨時或季節性員工)其他事務支援人員(人數)			
Information		[Type= discrete] [Format=numeric] [Range= 0-0] [Missing=*]	
Statistics [NW/ W]		[Valid=177 /-] [Invalid=2986 /-] [Mean=0 /-] [StdDev=0 /-]	
Value	Label	Cases	Percentage
0		177	100.0%
Sysmiss		2986	
<i>Warning: these figures indicate the number of cases found in the data file. They cannot be interpreted as summary statistics of the population of interest.</i>			
# b2_38: 二, (減少臨時或季節性員工)車,船,機上服務人員(人數)			
Information		[Type= discrete] [Format=numeric] [Range= 0-0] [Missing=*]	
Statistics [NW/ W]		[Valid=177 /-] [Invalid=2986 /-] [Mean=0 /-] [StdDev=0 /-]	
Value	Label	Cases	Percentage
0		177	100.0%
Sysmiss		2986	
<i>Warning: these figures indicate the number of cases found in the data file. They cannot be interpreted as summary statistics of the population of interest.</i>			
# b2_39: 二, (減少臨時或季節性員工)導遊及領隊(人數)			
Information		[Type= discrete] [Format=numeric] [Range= 0-0] [Missing=*]	
Statistics [NW/ W]		[Valid=177 /-] [Invalid=2986 /-] [Mean=0 /-] [StdDev=0 /-]	
Value	Label	Cases	Percentage
0		177	100.0%
Sysmiss		2986	
<i>Warning: these figures indicate the number of cases found in the data file. They cannot be interpreted as summary statistics of the population of interest.</i>			
# b2_40: 二, (減少臨時或季節性員工)廚師(人數)			
Information		[Type= discrete] [Format=numeric] [Range= 0-0] [Missing=*]	
Statistics [NW/ W]		[Valid=177 /-] [Invalid=2986 /-] [Mean=0 /-] [StdDev=0 /-]	
Value	Label	Cases	Percentage
0		177	100.0%
Sysmiss		2986	

<b># b2_40:</b> 二, (減少臨時或季節性員工)廚師(人數)			
<i>Warning: these figures indicate the number of cases found in the data file. They cannot be interpreted as summary statistics of the population of interest.</i>			
<b># b2_41:</b> 二, (減少臨時或季節性員工)餐飲服務員(人數)			
<b>Information</b>	[Type= continuous] [Format=numeric] [Range= 0-200] [Missing=*]		
<b>Statistics [NW/ W]</b>	[Valid=177 /-] [Invalid=2986 /-] [Mean=1.503 /-] [StdDev=15.081 /-]		
<b># b2_42:</b> 二, (減少臨時或季節性員工)商店銷售有關人員及展售說明人員(人數)			
<b>Information</b>	[Type= discrete] [Format=numeric] [Range= 0-3] [Missing=*]		
<b>Statistics [NW/ W]</b>	[Valid=177 /-] [Invalid=2986 /-] [Mean=0.0169 /-] [StdDev=0.225 /-]		
<b>Value</b>	<b>Label</b>	<b>Cases</b>	<b>Percentage</b>
0		176	99.4%
3		1	0.6%
Systemmiss		2986	
<i>Warning: these figures indicate the number of cases found in the data file. They cannot be interpreted as summary statistics of the population of interest.</i>			
<b># b2_43:</b> 二, (減少臨時或季節性員工)電話及網路行銷人員(人數)			
<b>Information</b>	[Type= discrete] [Format=numeric] [Range= 0-0] [Missing=*]		
<b>Statistics [NW/ W]</b>	[Valid=177 /-] [Invalid=2986 /-] [Mean=0 /-] [StdDev=0 /-]		
<b>Value</b>	<b>Label</b>	<b>Cases</b>	<b>Percentage</b>
0		177	100.0%
Systemmiss		2986	
<i>Warning: these figures indicate the number of cases found in the data file. They cannot be interpreted as summary statistics of the population of interest.</i>			
<b># b2_44:</b> 二, (減少臨時或季節性員工)健康照顧人員, 陪病人員(人數)			
<b>Information</b>	[Type= discrete] [Format=numeric] [Range= 0-0] [Missing=*]		
<b>Statistics [NW/ W]</b>	[Valid=177 /-] [Invalid=2986 /-] [Mean=0 /-] [StdDev=0 /-]		
<b>Value</b>	<b>Label</b>	<b>Cases</b>	<b>Percentage</b>
0		177	100.0%
Systemmiss		2986	
<i>Warning: these figures indicate the number of cases found in the data file. They cannot be interpreted as summary statistics of the population of interest.</i>			
<b># b2_45:</b> 二, (減少臨時或季節性員工)保全(含建築物管理員)(人數)			
<b>Information</b>	[Type= discrete] [Format=numeric] [Range= 0-0] [Missing=*]		
<b>Statistics [NW/ W]</b>	[Valid=177 /-] [Invalid=2986 /-] [Mean=0 /-] [StdDev=0 /-]		
<b>Value</b>	<b>Label</b>	<b>Cases</b>	<b>Percentage</b>
0		177	100.0%
Systemmiss		2986	
<i>Warning: these figures indicate the number of cases found in the data file. They cannot be interpreted as summary statistics of the population of interest.</i>			
<b># b2_46:</b> 二, (減少臨時或季節性員工)其他服務及銷售工作人員(人數)			
<b>Information</b>	[Type= discrete] [Format=numeric] [Range= 0-5] [Missing=*]		
<b>Statistics [NW/ W]</b>	[Valid=177 /-] [Invalid=2986 /-] [Mean=0.0282 /-] [StdDev=0.376 /-]		
<b>Value</b>	<b>Label</b>	<b>Cases</b>	<b>Percentage</b>
0		176	99.4%
5		1	0.6%
Systemmiss		2986	
<i>Warning: these figures indicate the number of cases found in the data file. They cannot be interpreted as summary statistics of the population of interest.</i>			

# b2_47: 二, (減少臨時或季節性員工)營建及有關工作人員(人數)			
Information		[Type= discrete] [Format=numeric] [Range= 0-0] [Missing=*]	
Statistics [NW/ W]		[Valid=177 /-] [Invalid=2986 /-] [Mean=0 /-] [StdDev=0 /-]	
Value	Label	Cases	Percentage
0		177	100.0%
Sysmiss		2986	
<i>Warning: these figures indicate the number of cases found in the data file. They cannot be interpreted as summary statistics of the population of interest.</i>			
# b2_48: 二, (減少臨時或季節性員工)品質檢查人員(人數)			
Information		[Type= discrete] [Format=numeric] [Range= 0-0] [Missing=*]	
Statistics [NW/ W]		[Valid=177 /-] [Invalid=2986 /-] [Mean=0 /-] [StdDev=0 /-]	
Value	Label	Cases	Percentage
0		177	100.0%
Sysmiss		2986	
<i>Warning: these figures indicate the number of cases found in the data file. They cannot be interpreted as summary statistics of the population of interest.</i>			
# b2_49: 二, (減少臨時或季節性員工)維修技術類工作人員(人數)			
Information		[Type= discrete] [Format=numeric] [Range= 0-0] [Missing=*]	
Statistics [NW/ W]		[Valid=177 /-] [Invalid=2986 /-] [Mean=0 /-] [StdDev=0 /-]	
Value	Label	Cases	Percentage
0		177	100.0%
Sysmiss		2986	
<i>Warning: these figures indicate the number of cases found in the data file. They cannot be interpreted as summary statistics of the population of interest.</i>			
# b2_50: 二, (減少臨時或季節性員工)操作技術類工作人員(人數)			
Information		[Type= discrete] [Format=numeric] [Range= 0-20] [Missing=*]	
Statistics [NW/ W]		[Valid=177 /-] [Invalid=2986 /-] [Mean=0.147 /-] [StdDev=1.549 /-]	
Value	Label	Cases	Percentage
0		174	98.3%
1		1	0.6%
5		1	0.6%
20		1	0.6%
Sysmiss		2986	
<i>Warning: these figures indicate the number of cases found in the data file. They cannot be interpreted as summary statistics of the population of interest.</i>			
# b2_51: 二, (減少臨時或季節性員工)組裝人員(人數)			
Information		[Type= discrete] [Format=numeric] [Range= 0-4] [Missing=*]	
Statistics [NW/ W]		[Valid=177 /-] [Invalid=2986 /-] [Mean=0.0395 /-] [StdDev=0.375 /-]	
Value	Label	Cases	Percentage
0		175	98.9%
3		1	0.6%
4		1	0.6%
Sysmiss		2986	
<i>Warning: these figures indicate the number of cases found in the data file. They cannot be interpreted as summary statistics of the population of interest.</i>			
# b2_52: 二, (減少臨時或季節性員工)駕駛及移運設備操作人員(人數)			
Information		[Type= discrete] [Format=numeric] [Range= 0-0] [Missing=*]	
Statistics [NW/ W]		[Valid=177 /-] [Invalid=2986 /-] [Mean=0 /-] [StdDev=0 /-]	



Value	Label	Cases	Percentage
0		177	100.0%
Sysmiss		2986	
<i>Warning: these figures indicate the number of cases found in the data file. They cannot be interpreted as summary statistics of the population of interest.</i>			

# b2\_52: 二, (減少臨時或季節性員工)駕駛及移運設備操作人員(人數)

<b>Information</b>	[Type= discrete] [Format=numeric] [Range= 0-15] [Missing=*]
<b>Statistics [NW/ W]</b>	[Valid=177 /-] [Invalid=2986 /-] [Mean=0.0847 /-] [StdDev=1.127 /-]

Value	Label	Cases	Percentage
0		176	99.4%
15		1	0.6%
Sysmiss		2986	
<i>Warning: these figures indicate the number of cases found in the data file. They cannot be interpreted as summary statistics of the population of interest.</i>			

# b2\_53: 二, (減少臨時或季節性員工)其他技藝, 機械設備操作及組裝人員(人數)

<b>Information</b>	[Type= discrete] [Format=numeric] [Range= 0-10] [Missing=*]
<b>Statistics [NW/ W]</b>	[Valid=177 /-] [Invalid=2986 /-] [Mean=0.0678 /-] [StdDev=0.766 /-]

Value	Label	Cases	Percentage
0		175	98.9%
2		1	0.6%
10		1	0.6%
Sysmiss		2986	
<i>Warning: these figures indicate the number of cases found in the data file. They cannot be interpreted as summary statistics of the population of interest.</i>			

# b2\_54: 二, (減少臨時或季節性員工)清潔工(人數)

<b>Information</b>	[Type= continuous] [Format=numeric] [Range= 0-120] [Missing=*]
<b>Statistics [NW/ W]</b>	[Valid=177 /-] [Invalid=2986 /-] [Mean=1.576 /-] [StdDev=10.457 /-]

# b2\_55: 二, (減少臨時或季節性員工)勞力工(人數)

<b>Information</b>	[Type= discrete] [Format=numeric] [Range= 0-5] [Missing=*]
<b>Statistics [NW/ W]</b>	[Valid=177 /-] [Invalid=2986 /-] [Mean=0.0565 /-] [StdDev=0.461 /-]

Value	Label	Cases	Percentage
0		174	98.3%
2		1	0.6%
3		1	0.6%
5		1	0.6%
Sysmiss		2986	
<i>Warning: these figures indicate the number of cases found in the data file. They cannot be interpreted as summary statistics of the population of interest.</i>			

# b2\_56: 二, (減少臨時或季節性員工)其他基層技術工及勞力工(人數)

<b>Information</b>	[Type= discrete] [Format=numeric] [Range= 0-0] [Missing=*]
<b>Statistics [NW/ W]</b>	[Valid=177 /-] [Invalid=2986 /-] [Mean=0 /-] [StdDev=0 /-]

Value	Label	Cases	Percentage
0		177	100.0%
Sysmiss		2986	
<i>Warning: these figures indicate the number of cases found in the data file. They cannot be interpreted as summary statistics of the population of interest.</i>			

# b3\_0: 二, (減少部分工時員工)主管及經理人員(人數)

# b3_1: 二, (減少部分工時員工)生產管理, 品質管制工程師(人數)			
Information		[Type= discrete] [Format=numeric] [Range= 0-0] [Missing=*]	
Statistics [NW/ W]		[Valid=177 /-] [Invalid=2986 /-] [Mean=0 /-] [StdDev=0 /-]	
Value	Label	Cases	Percentage
0		177	100.0%
Sysmiss		2986	
<i>Warning: these figures indicate the number of cases found in the data file. They cannot be interpreted as summary statistics of the population of interest.</i>			
# b3_2: 二, (減少部分工時員工)製程工程師(人數)			
Information		[Type= discrete] [Format=numeric] [Range= 0-0] [Missing=*]	
Statistics [NW/ W]		[Valid=177 /-] [Invalid=2986 /-] [Mean=0 /-] [StdDev=0 /-]	
Value	Label	Cases	Percentage
0		177	100.0%
Sysmiss		2986	
<i>Warning: these figures indicate the number of cases found in the data file. They cannot be interpreted as summary statistics of the population of interest.</i>			
# b3_3: 二, (減少部分工時員工)環衛工程師(人數)			
Information		[Type= discrete] [Format=numeric] [Range= 0-0] [Missing=*]	
Statistics [NW/ W]		[Valid=177 /-] [Invalid=2986 /-] [Mean=0 /-] [StdDev=0 /-]	
Value	Label	Cases	Percentage
0		177	100.0%
Sysmiss		2986	
<i>Warning: these figures indicate the number of cases found in the data file. They cannot be interpreted as summary statistics of the population of interest.</i>			
# b3_4: 二, (減少部分工時員工)機械, 化工, 紡織, 食品等工程師及研發人員(人數)			
Information		[Type= discrete] [Format=numeric] [Range= 0-0] [Missing=*]	
Statistics [NW/ W]		[Valid=177 /-] [Invalid=2986 /-] [Mean=0 /-] [StdDev=0 /-]	
Value	Label	Cases	Percentage
0		177	100.0%
Sysmiss		2986	
<i>Warning: these figures indicate the number of cases found in the data file. They cannot be interpreted as summary statistics of the population of interest.</i>			
# b3_5: 二, (減少部分工時員工)電科技工程師(人數)			
Information		[Type= discrete] [Format=numeric] [Range= 0-0] [Missing=*]	
Statistics [NW/ W]		[Valid=177 /-] [Invalid=2986 /-] [Mean=0 /-] [StdDev=0 /-]	
Value	Label	Cases	Percentage
0		177	100.0%
Sysmiss		2986	
<i>Warning: these figures indicate the number of cases found in the data file. They cannot be interpreted as summary statistics of the population of interest.</i>			
# b3_6: 二, (減少部分工時員工)營建, 製圖, 測量等專業人員(人數)			
Information		[Type= discrete] [Format=numeric] [Range= 0-0] [Missing=*]	
Statistics [NW/ W]		[Valid=177 /-] [Invalid=2986 /-] [Mean=0 /-] [StdDev=0 /-]	
Value	Label	Cases	Percentage
0		177	100.0%
Sysmiss		2986	
<i>Warning: these figures indicate the number of cases found in the data file. They cannot be interpreted as summary statistics of the population of interest.</i>			

# b3_7: 二, (減少部分工時員工)設計專業人員(人數)			
Information		[Type= discrete] [Format=numeric] [Range= 0-0] [Missing=*]	
Statistics [NW/ W]		[Valid=177 /-] [Invalid=2986 /-] [Mean=0 /-] [StdDev=0 /-]	
Value	Label	Cases	Percentage
0		177	100.0%
Sysmiss		2986	
<i>Warning: these figures indicate the number of cases found in the data file. They cannot be interpreted as summary statistics of the population of interest.</i>			
# b3_8: 二, (減少部分工時員工)醫療保健專業人員(人數)			
Information		[Type= discrete] [Format=numeric] [Range= 0-0] [Missing=*]	
Statistics [NW/ W]		[Valid=177 /-] [Invalid=2986 /-] [Mean=0 /-] [StdDev=0 /-]	
Value	Label	Cases	Percentage
0		177	100.0%
Sysmiss		2986	
<i>Warning: these figures indicate the number of cases found in the data file. They cannot be interpreted as summary statistics of the population of interest.</i>			
# b3_9: 二, (減少部分工時員工)會計專業人員(人數)			
Information		[Type= discrete] [Format=numeric] [Range= 0-0] [Missing=*]	
Statistics [NW/ W]		[Valid=177 /-] [Invalid=2986 /-] [Mean=0 /-] [StdDev=0 /-]	
Value	Label	Cases	Percentage
0		177	100.0%
Sysmiss		2986	
<i>Warning: these figures indicate the number of cases found in the data file. They cannot be interpreted as summary statistics of the population of interest.</i>			
# b3_10: 二, (減少部分工時員工)財務, 保險, 金融, 投資等專業人員(人數)			
Information		[Type= discrete] [Format=numeric] [Range= 0-0] [Missing=*]	
Statistics [NW/ W]		[Valid=177 /-] [Invalid=2986 /-] [Mean=0 /-] [StdDev=0 /-]	
Value	Label	Cases	Percentage
0		177	100.0%
Sysmiss		2986	
<i>Warning: these figures indicate the number of cases found in the data file. They cannot be interpreted as summary statistics of the population of interest.</i>			
# b3_11: 二, (減少部分工時員工)人力資源專業人員(人數)			
Information		[Type= discrete] [Format=numeric] [Range= 0-0] [Missing=*]	
Statistics [NW/ W]		[Valid=177 /-] [Invalid=2986 /-] [Mean=0 /-] [StdDev=0 /-]	
Value	Label	Cases	Percentage
0		177	100.0%
Sysmiss		2986	
<i>Warning: these figures indicate the number of cases found in the data file. They cannot be interpreted as summary statistics of the population of interest.</i>			
# b3_12: 二, (減少部分工時員工)企劃, 行銷, 公關等專業人員(人數)			
Information		[Type= discrete] [Format=numeric] [Range= 0-0] [Missing=*]	
Statistics [NW/ W]		[Valid=177 /-] [Invalid=2986 /-] [Mean=0 /-] [StdDev=0 /-]	
Value	Label	Cases	Percentage
0		177	100.0%
Sysmiss		2986	
<i>Warning: these figures indicate the number of cases found in the data file. They cannot be interpreted as summary statistics of the population of interest.</i>			

<b># b3_13:</b> 二, (減少部分工時員工)軟體, 程式, 網路, 系統, 資料庫等資訊專業人員(人數)			
<b>Information</b>	[Type= discrete] [Format=numeric] [Range= 0-0] [Missing=*]		
<b>Statistics [NW/ W]</b>	[Valid=177 /-] [Invalid=2986 /-] [Mean=0 /-] [StdDev=0 /-]		
<b>Value</b>	<b>Label</b>	<b>Cases</b>	<b>Percentage</b>
0		177	100.0%
Sysmiss		2986	
<i>Warning: these figures indicate the number of cases found in the data file. They cannot be interpreted as summary statistics of the population of interest.</i>			
<b># b3_14:</b> 二, (減少部分工時員工)法務專業人員(人數)			
<b>Information</b>	[Type= discrete] [Format=numeric] [Range= 0-0] [Missing=*]		
<b>Statistics [NW/ W]</b>	[Valid=177 /-] [Invalid=2986 /-] [Mean=0 /-] [StdDev=0 /-]		
<b>Value</b>	<b>Label</b>	<b>Cases</b>	<b>Percentage</b>
0		177	100.0%
Sysmiss		2986	
<i>Warning: these figures indicate the number of cases found in the data file. They cannot be interpreted as summary statistics of the population of interest.</i>			
<b># b3_15:</b> 二, (減少部分工時員工)其他專業人員(人數)			
<b>Information</b>	[Type= discrete] [Format=numeric] [Range= 0-0] [Missing=*]		
<b>Statistics [NW/ W]</b>	[Valid=177 /-] [Invalid=2986 /-] [Mean=0 /-] [StdDev=0 /-]		
<b>Value</b>	<b>Label</b>	<b>Cases</b>	<b>Percentage</b>
0		177	100.0%
Sysmiss		2986	
<i>Warning: these figures indicate the number of cases found in the data file. They cannot be interpreted as summary statistics of the population of interest.</i>			
<b># b3_16:</b> 二, (減少部分工時員工)營建工程, 製圖技術員(人數)			
<b>Information</b>	[Type= discrete] [Format=numeric] [Range= 0-0] [Missing=*]		
<b>Statistics [NW/ W]</b>	[Valid=177 /-] [Invalid=2986 /-] [Mean=0 /-] [StdDev=0 /-]		
<b>Value</b>	<b>Label</b>	<b>Cases</b>	<b>Percentage</b>
0		177	100.0%
Sysmiss		2986	
<i>Warning: these figures indicate the number of cases found in the data file. They cannot be interpreted as summary statistics of the population of interest.</i>			
<b># b3_17:</b> 二, (減少部分工時員工)電機, 電子工程技術員(人數)			
<b>Information</b>	[Type= discrete] [Format=numeric] [Range= 0-0] [Missing=*]		
<b>Statistics [NW/ W]</b>	[Valid=177 /-] [Invalid=2986 /-] [Mean=0 /-] [StdDev=0 /-]		
<b>Value</b>	<b>Label</b>	<b>Cases</b>	<b>Percentage</b>
0		177	100.0%
Sysmiss		2986	
<i>Warning: these figures indicate the number of cases found in the data file. They cannot be interpreted as summary statistics of the population of interest.</i>			
<b># b3_18:</b> 二, (減少部分工時員工)機械, 化工, 紡織, 食品等技術員(人數)			
<b>Information</b>	[Type= discrete] [Format=numeric] [Range= 0-0] [Missing=*]		
<b>Statistics [NW/ W]</b>	[Valid=177 /-] [Invalid=2986 /-] [Mean=0 /-] [StdDev=0 /-]		
<b>Value</b>	<b>Label</b>	<b>Cases</b>	<b>Percentage</b>
0		177	100.0%
Sysmiss		2986	
<i>Warning: these figures indicate the number of cases found in the data file. They cannot be interpreted as summary statistics of the population of interest.</i>			

# b3_19: 二, (減少部分工時員工)生產管理技術員,品質管制技術員(人數)			
Information		[Type= discrete] [Format=numeric] [Range= 0-0] [Missing=*]	
Statistics [NW/ W]		[Valid=177 /-] [Invalid=2986 /-] [Mean=0 /-] [StdDev=0 /-]	
Value	Label	Cases	Percentage
0		177	100.0%
Sysmiss		2986	
<i>Warning: these figures indicate the number of cases found in the data file. They cannot be interpreted as summary statistics of the population of interest.</i>			
# b3_20: 二, (減少部分工時員工)製程控制技術員(人數)			
Information		[Type= discrete] [Format=numeric] [Range= 0-0] [Missing=*]	
Statistics [NW/ W]		[Valid=177 /-] [Invalid=2986 /-] [Mean=0 /-] [StdDev=0 /-]	
Value	Label	Cases	Percentage
0		177	100.0%
Sysmiss		2986	
<i>Warning: these figures indicate the number of cases found in the data file. They cannot be interpreted as summary statistics of the population of interest.</i>			
# b3_21: 二, (減少部分工時員工)製造,營造監督人員(人數)			
Information		[Type= discrete] [Format=numeric] [Range= 0-0] [Missing=*]	
Statistics [NW/ W]		[Valid=177 /-] [Invalid=2986 /-] [Mean=0 /-] [StdDev=0 /-]	
Value	Label	Cases	Percentage
0		177	100.0%
Sysmiss		2986	
<i>Warning: these figures indicate the number of cases found in the data file. They cannot be interpreted as summary statistics of the population of interest.</i>			
# b3_22: 二, (減少部分工時員工)醫療保健助理專業人員(人數)			
Information		[Type= discrete] [Format=numeric] [Range= 0-0] [Missing=*]	
Statistics [NW/ W]		[Valid=177 /-] [Invalid=2986 /-] [Mean=0 /-] [StdDev=0 /-]	
Value	Label	Cases	Percentage
0		177	100.0%
Sysmiss		2986	
<i>Warning: these figures indicate the number of cases found in the data file. They cannot be interpreted as summary statistics of the population of interest.</i>			
# b3_23: 二, (減少部分工時員工)環衛類技術員(含勞工安全類人員)(人數)			
Information		[Type= discrete] [Format=numeric] [Range= 0-0] [Missing=*]	
Statistics [NW/ W]		[Valid=177 /-] [Invalid=2986 /-] [Mean=0 /-] [StdDev=0 /-]	
Value	Label	Cases	Percentage
0		177	100.0%
Sysmiss		2986	
<i>Warning: these figures indicate the number of cases found in the data file. They cannot be interpreted as summary statistics of the population of interest.</i>			
# b3_24: 二, (減少部分工時員工)財務,金融等助理人員(人數)			
Information		[Type= discrete] [Format=numeric] [Range= 0-0] [Missing=*]	
Statistics [NW/ W]		[Valid=177 /-] [Invalid=2986 /-] [Mean=0 /-] [StdDev=0 /-]	
Value	Label	Cases	Percentage
0		177	100.0%
Sysmiss		2986	
<i>Warning: these figures indicate the number of cases found in the data file. They cannot be interpreted as summary statistics of the population of interest.</i>			

# b3_25: 二, (減少部分工時員工)會計助理人員(人數)			
Information		[Type= discrete] [Format=numeric] [Range= 0-0] [Missing=*]	
Statistics [NW/ W]		[Valid=177 /-] [Invalid=2986 /-] [Mean=0 /-] [StdDev=0 /-]	
Value	Label	Cases	Percentage
0		177	100.0%
Sysmiss		2986	
<i>Warning: these figures indicate the number of cases found in the data file. They cannot be interpreted as summary statistics of the population of interest.</i>			
# b3_26: 二, (減少部分工時員工)業務銷售, 貿易助理專業人員(人數)			
Information		[Type= discrete] [Format=numeric] [Range= 0-0] [Missing=*]	
Statistics [NW/ W]		[Valid=177 /-] [Invalid=2986 /-] [Mean=0 /-] [StdDev=0 /-]	
Value	Label	Cases	Percentage
0		177	100.0%
Sysmiss		2986	
<i>Warning: these figures indicate the number of cases found in the data file. They cannot be interpreted as summary statistics of the population of interest.</i>			
# b3_27: 二, (減少部分工時員工)採購員(人數)			
Information		[Type= discrete] [Format=numeric] [Range= 0-0] [Missing=*]	
Statistics [NW/ W]		[Valid=177 /-] [Invalid=2986 /-] [Mean=0 /-] [StdDev=0 /-]	
Value	Label	Cases	Percentage
0		177	100.0%
Sysmiss		2986	
<i>Warning: these figures indicate the number of cases found in the data file. They cannot be interpreted as summary statistics of the population of interest.</i>			

# b3_28: 二, (減少部分工時員工)人力資源助理專業人員(人數)			
Information		[Type= discrete] [Format=numeric] [Range= 0-0] [Missing=*]	
Statistics [NW/ W]		[Valid=177 /-] [Invalid=2986 /-] [Mean=0 /-] [StdDev=0 /-]	
Value	Label	Cases	Percentage
0		177	100.0%
Sysmiss		2986	
<i>Warning: these figures indicate the number of cases found in the data file. They cannot be interpreted as summary statistics of the population of interest.</i>			
# b3_29: 二, (減少部分工時員工)不動產經紀人(人數)			
Information		[Type= discrete] [Format=numeric] [Range= 0-0] [Missing=*]	
Statistics [NW/ W]		[Valid=177 /-] [Invalid=2986 /-] [Mean=0 /-] [StdDev=0 /-]	
Value	Label	Cases	Percentage
0		177	100.0%
Sysmiss		2986	
<i>Warning: these figures indicate the number of cases found in the data file. They cannot be interpreted as summary statistics of the population of interest.</i>			
# b3_30: 二, (減少部分工時員工)法務助理人員(人數)			
Information		[Type= discrete] [Format=numeric] [Range= 0-0] [Missing=*]	
Statistics [NW/ W]		[Valid=177 /-] [Invalid=2986 /-] [Mean=0 /-] [StdDev=0 /-]	
Value	Label	Cases	Percentage
0		177	100.0%
Sysmiss		2986	
<i>Warning: these figures indicate the number of cases found in the data file. They cannot be interpreted as summary statistics of the population of interest.</i>			
# b3_31: 二, (減少部分工時員工)資訊及通訊傳播技術員(人數)			
Information		[Type= discrete] [Format=numeric] [Range= 0-0] [Missing=*]	
Statistics [NW/ W]		[Valid=177 /-] [Invalid=2986 /-] [Mean=0 /-] [StdDev=0 /-]	
Value	Label	Cases	Percentage
0		177	100.0%
Sysmiss		2986	
<i>Warning: these figures indicate the number of cases found in the data file. They cannot be interpreted as summary statistics of the population of interest.</i>			
# b3_32: 二, (減少部分工時員工)其他技術員及助理專業人員(人數)			
Information		[Type= discrete] [Format=numeric] [Range= 0-0] [Missing=*]	
Statistics [NW/ W]		[Valid=177 /-] [Invalid=2986 /-] [Mean=0 /-] [StdDev=0 /-]	
Value	Label	Cases	Percentage
0		177	100.0%
Sysmiss		2986	
<i>Warning: these figures indicate the number of cases found in the data file. They cannot be interpreted as summary statistics of the population of interest.</i>			
# b3_33: 二, (減少部分工時員工)一般及文書事務人員(人數)			
Information		[Type= discrete] [Format=numeric] [Range= 0-20] [Missing=*]	
Statistics [NW/ W]		[Valid=177 /-] [Invalid=2986 /-] [Mean=0.136 /-] [StdDev=1.513 /-]	
Value	Label	Cases	Percentage
0		173	97.7%
1		2	1.1%
2		1	0.6%
20		1	0.6%

# b3_33: 二, (減少部分工時員工)一般及文書事務人員(人數)			
Value	Label	Cases	Percentage
0		177	100.0%
System		2986	
<i>Warning: these figures indicate the number of cases found in the data file. They cannot be interpreted as summary statistics of the population of interest.</i>			
# b3_34: 二, (減少部分工時員工)顧客服務事務人員(人數)			
<b>Information</b>		[Type= discrete] [Format=numeric] [Range= 0-0] [Missing=*]	
<b>Statistics [NW/ W]</b>		[Valid=177 /-] [Invalid=2986 /-] [Mean=0 /-] [StdDev=0 /-]	
Value	Label	Cases	Percentage
0		177	100.0%
System		2986	
<i>Warning: these figures indicate the number of cases found in the data file. They cannot be interpreted as summary statistics of the population of interest.</i>			
# b3_35: 二, (減少部分工時員工)會計, 生產, 運輸事務人員(人數)			
<b>Information</b>		[Type= discrete] [Format=numeric] [Range= 0-1] [Missing=*]	
<b>Statistics [NW/ W]</b>		[Valid=177 /-] [Invalid=2986 /-] [Mean=0.00565 /-] [StdDev=0.0752 /-]	
Value	Label	Cases	Percentage
0		176	99.4%
1		1	0.6%
System		2986	
<i>Warning: these figures indicate the number of cases found in the data file. They cannot be interpreted as summary statistics of the population of interest.</i>			
# b3_36: 二, (減少部分工時員工)人事(人數)			
<b>Information</b>		[Type= discrete] [Format=numeric] [Range= 0-0] [Missing=*]	
<b>Statistics [NW/ W]</b>		[Valid=177 /-] [Invalid=2986 /-] [Mean=0 /-] [StdDev=0 /-]	
Value	Label	Cases	Percentage
0		177	100.0%
System		2986	
<i>Warning: these figures indicate the number of cases found in the data file. They cannot be interpreted as summary statistics of the population of interest.</i>			
# b3_37: 二, (減少部分工時員工)其他事務支援人員(人數)			
<b>Information</b>		[Type= discrete] [Format=numeric] [Range= 0-0] [Missing=*]	
<b>Statistics [NW/ W]</b>		[Valid=177 /-] [Invalid=2986 /-] [Mean=0 /-] [StdDev=0 /-]	
Value	Label	Cases	Percentage
0		177	100.0%
System		2986	
<i>Warning: these figures indicate the number of cases found in the data file. They cannot be interpreted as summary statistics of the population of interest.</i>			
# b3_38: 二, (減少部分工時員工)車, 船, 機上服務人員(人數)			
<b>Information</b>		[Type= discrete] [Format=numeric] [Range= 0-0] [Missing=*]	
<b>Statistics [NW/ W]</b>		[Valid=177 /-] [Invalid=2986 /-] [Mean=0 /-] [StdDev=0 /-]	
Value	Label	Cases	Percentage
0		177	100.0%
System		2986	
<i>Warning: these figures indicate the number of cases found in the data file. They cannot be interpreted as summary statistics of the population of interest.</i>			
# b3_39: 二, (減少部分工時員工)導遊及領隊(人數)			
<b>Information</b>		[Type= discrete] [Format=numeric] [Range= 0-0] [Missing=*]	
<b>Statistics [NW/ W]</b>		[Valid=177 /-] [Invalid=2986 /-] [Mean=0 /-] [StdDev=0 /-]	



# b3\_39: 二, (減少部分工時員工)導遊及領隊(人數)

Value	Label	Cases	Percentage
0		177	100.0%
Sysmiss		2986	

Warning: these figures indicate the number of cases found in the data file. They cannot be interpreted as summary statistics of the population of interest.

# b3\_40: 二, (減少部分工時員工)廚師(人數)

<b>Information</b>	[Type= discrete] [Format=numeric] [Range= 0-0] [Missing=*]
<b>Statistics [NW/ W]</b>	[Valid=177 /-] [Invalid=2986 /-] [Mean=0 /-] [StdDev=0 /-]

Value	Label	Cases	Percentage
0		177	100.0%
Sysmiss		2986	

Warning: these figures indicate the number of cases found in the data file. They cannot be interpreted as summary statistics of the population of interest.

# b3\_41: 二, (減少部分工時員工)餐飲服務員(人數)

<b>Information</b>	[Type= discrete] [Format=numeric] [Range= 0-20] [Missing=*]
<b>Statistics [NW/ W]</b>	[Valid=177 /-] [Invalid=2986 /-] [Mean=0.78 /-] [StdDev=2.309 /-]

Value	Label	Cases	Percentage
0		146	82.5%
1		3	1.7%
2		7	4.0%
3		7	4.0%
4		1	0.6%
5		8	4.5%
6		1	0.6%
10		3	1.7%
20		1	0.6%
Sysmiss		2986	

Warning: these figures indicate the number of cases found in the data file. They cannot be interpreted as summary statistics of the population of interest.

# b3\_42: 二, (減少部分工時員工)商店銷售有關人員及展售說明人員(人數)

<b>Information</b>	[Type= discrete] [Format=numeric] [Range= 0-10] [Missing=*]
<b>Statistics [NW/ W]</b>	[Valid=177 /-] [Invalid=2986 /-] [Mean=0.164 /-] [StdDev=1.012 /-]

Value	Label	Cases	Percentage
0		171	96.6%
1		1	0.6%
3		1	0.6%
5		3	1.7%
10		1	0.6%
Sysmiss		2986	

Warning: these figures indicate the number of cases found in the data file. They cannot be interpreted as summary statistics of the population of interest.

# b3\_43: 二, (減少部分工時員工)電話及網路行銷人員(人數)

<b>Information</b>	[Type= discrete] [Format=numeric] [Range= 0-0] [Missing=*]
<b>Statistics [NW/ W]</b>	[Valid=177 /-] [Invalid=2986 /-] [Mean=0 /-] [StdDev=0 /-]

Value	Label	Cases	Percentage
0		177	100.0%
Sysmiss		2986	

# b3_43: 二, (減少部分工時員工)電話及網路行銷人員(人數)			
<i>Warning: these figures indicate the number of cases found in the data file. They cannot be interpreted as summary statistics of the population of interest.</i>			
# b3_44: 二, (減少部分工時員工)健康照顧人員, 陪病人員(人數)			
<b>Information</b>		[Type= discrete] [Format=numeric] [Range= 0-0] [Missing=*]	
<b>Statistics [NW/ W]</b>		[Valid=177 /-] [Invalid=2986 /-] [Mean=0 /-] [StdDev=0 /-]	
<b>Value</b>	<b>Label</b>	<b>Cases</b>	<b>Percentage</b>
0		177	100.0%
Systemmiss		2986	
<i>Warning: these figures indicate the number of cases found in the data file. They cannot be interpreted as summary statistics of the population of interest.</i>			
# b3_45: 二, (減少部分工時員工)保全(含建築物管理員)(人數)			
<b>Information</b>		[Type= discrete] [Format=numeric] [Range= 0-0] [Missing=*]	
<b>Statistics [NW/ W]</b>		[Valid=177 /-] [Invalid=2986 /-] [Mean=0 /-] [StdDev=0 /-]	
<b>Value</b>	<b>Label</b>	<b>Cases</b>	<b>Percentage</b>
0		177	100.0%
Systemmiss		2986	
<i>Warning: these figures indicate the number of cases found in the data file. They cannot be interpreted as summary statistics of the population of interest.</i>			
# b3_46: 二, (減少部分工時員工)其他服務及銷售工作人員(人數)			
<b>Information</b>		[Type= discrete] [Format=numeric] [Range= 0-10] [Missing=*]	
<b>Statistics [NW/ W]</b>		[Valid=177 /-] [Invalid=2986 /-] [Mean=0.0791 /-] [StdDev=0.808 /-]	
<b>Value</b>	<b>Label</b>	<b>Cases</b>	<b>Percentage</b>
0		175	98.9%
4		1	0.6%
10		1	0.6%
Systemmiss		2986	
<i>Warning: these figures indicate the number of cases found in the data file. They cannot be interpreted as summary statistics of the population of interest.</i>			
# b3_47: 二, (減少部分工時員工)營建及有關工作人員(人數)			
<b>Information</b>		[Type= discrete] [Format=numeric] [Range= 0-0] [Missing=*]	
<b>Statistics [NW/ W]</b>		[Valid=177 /-] [Invalid=2986 /-] [Mean=0 /-] [StdDev=0 /-]	
<b>Value</b>	<b>Label</b>	<b>Cases</b>	<b>Percentage</b>
0		177	100.0%
Systemmiss		2986	
<i>Warning: these figures indicate the number of cases found in the data file. They cannot be interpreted as summary statistics of the population of interest.</i>			
# b3_48: 二, (減少部分工時員工)品質檢查人員(人數)			
<b>Information</b>		[Type= discrete] [Format=numeric] [Range= 0-0] [Missing=*]	
<b>Statistics [NW/ W]</b>		[Valid=177 /-] [Invalid=2986 /-] [Mean=0 /-] [StdDev=0 /-]	
<b>Value</b>	<b>Label</b>	<b>Cases</b>	<b>Percentage</b>
0		177	100.0%
Systemmiss		2986	
<i>Warning: these figures indicate the number of cases found in the data file. They cannot be interpreted as summary statistics of the population of interest.</i>			
# b3_49: 二, (減少部分工時員工)維修技術類工作人員(人數)			
<b>Information</b>		[Type= discrete] [Format=numeric] [Range= 0-1] [Missing=*]	
<b>Statistics [NW/ W]</b>		[Valid=177 /-] [Invalid=2986 /-] [Mean=0.00565 /-] [StdDev=0.0752 /-]	

# b3\_49: 二, (減少部分工時員工)維修技術類工作人員(人數)

Value	Label	Cases	Percentage
0		176	99.4%
1		1	0.6%
Sysmiss		2986	

Warning: these figures indicate the number of cases found in the data file. They cannot be interpreted as summary statistics of the population of interest.

# b3\_50: 二, (減少部分工時員工)操作技術類工作人員(人數)

<b>Information</b>	[Type= discrete] [Format=numeric] [Range= 0-15] [Missing=*]
<b>Statistics [NW/ W]</b>	[Valid=177 /-] [Invalid=2986 /-] [Mean=0.13 /-] [StdDev=1.206 /-]

Value	Label	Cases	Percentage
0		174	98.3%
3		1	0.6%
5		1	0.6%
15		1	0.6%
Sysmiss		2986	

Warning: these figures indicate the number of cases found in the data file. They cannot be interpreted as summary statistics of the population of interest.

# b3\_51: 二, (減少部分工時員工)組裝人員(人數)

<b>Information</b>	[Type= discrete] [Format=numeric] [Range= 0-0] [Missing=*]
<b>Statistics [NW/ W]</b>	[Valid=177 /-] [Invalid=2986 /-] [Mean=0 /-] [StdDev=0 /-]

Value	Label	Cases	Percentage
0		177	100.0%
Sysmiss		2986	

Warning: these figures indicate the number of cases found in the data file. They cannot be interpreted as summary statistics of the population of interest.

# b3\_52: 二, (減少部分工時員工)駕駛及移運設備操作人員(人數)

<b>Information</b>	[Type= discrete] [Format=numeric] [Range= 0-0] [Missing=*]
<b>Statistics [NW/ W]</b>	[Valid=177 /-] [Invalid=2986 /-] [Mean=0 /-] [StdDev=0 /-]

Value	Label	Cases	Percentage
0		177	100.0%
Sysmiss		2986	

Warning: these figures indicate the number of cases found in the data file. They cannot be interpreted as summary statistics of the population of interest.

# b3\_53: 二, (減少部分工時員工)其他技藝,機械設備操作及組裝人員(人數)

<b>Information</b>	[Type= discrete] [Format=numeric] [Range= 0-0] [Missing=*]
<b>Statistics [NW/ W]</b>	[Valid=177 /-] [Invalid=2986 /-] [Mean=0 /-] [StdDev=0 /-]

Value	Label	Cases	Percentage
0		177	100.0%
Sysmiss		2986	

Warning: these figures indicate the number of cases found in the data file. They cannot be interpreted as summary statistics of the population of interest.



# b3\_54: 二, (減少部分工時員工)清潔工(人數)

<b>Information</b>	[Type= discrete] [Format=numeric] [Range= 0-0] [Missing=*]
<b>Statistics [NW/ W]</b>	[Valid=177 /-] [Invalid=2986 /-] [Mean=0 /-] [StdDev=0 /-]

Value	Label	Cases	Percentage
0		177	100.0%
Sysmiss		2986	

Warning: these figures indicate the number of cases found in the data file. They cannot be interpreted as summary statistics of the population of interest.

# b3_55: 二, (減少部分工時員工)勞力工(人數)			
Information		[Type= discrete] [Format=numeric] [Range= 0-20] [Missing=*]	
Statistics [NW/ W]		[Valid=177 /-] [Invalid=2986 /-] [Mean=0.339 /-] [StdDev=2.474 /-]	
Value	Label	Cases	Percentage
0		173	97.7%
3		1	0.6%
17		1	0.6%
20		2	1.1%
Sysmiss		2986	
<i>Warning: these figures indicate the number of cases found in the data file. They cannot be interpreted as summary statistics of the population of interest.</i>			
# b3_56: 二, (減少部分工時員工)其他基層技術工及勞力工(人數)			
Information		[Type= discrete] [Format=numeric] [Range= 0-5] [Missing=*]	
Statistics [NW/ W]		[Valid=177 /-] [Invalid=2986 /-] [Mean=0.096 /-] [StdDev=0.6 /-]	
Value	Label	Cases	Percentage
0		171	96.6%
1		2	1.1%
2		1	0.6%
3		1	0.6%
5		2	1.1%
Sysmiss		2986	
<i>Warning: these figures indicate the number of cases found in the data file. They cannot be interpreted as summary statistics of the population of interest.</i>			
# b4_0: 二, (減少他公司派遣人力)主管及經理人員(人數)			
Information		[Type= discrete] [Format=numeric] [Range= 0-0] [Missing=*]	
Statistics [NW/ W]		[Valid=177 /-] [Invalid=2986 /-] [Mean=0 /-] [StdDev=0 /-]	
Value	Label	Cases	Percentage
0		177	100.0%
Sysmiss		2986	
<i>Warning: these figures indicate the number of cases found in the data file. They cannot be interpreted as summary statistics of the population of interest.</i>			
# b4_1: 二, (減少他公司派遣人力)生產管理, 品質管制工程師(人數)			
Information		[Type= discrete] [Format=numeric] [Range= 0-0] [Missing=*]	
Statistics [NW/ W]		[Valid=177 /-] [Invalid=2986 /-] [Mean=0 /-] [StdDev=0 /-]	
Value	Label	Cases	Percentage
0		177	100.0%
Sysmiss		2986	
<i>Warning: these figures indicate the number of cases found in the data file. They cannot be interpreted as summary statistics of the population of interest.</i>			
# b4_2: 二, (減少他公司派遣人力)製程工程師(人數)			
Information		[Type= discrete] [Format=numeric] [Range= 0-0] [Missing=*]	
Statistics [NW/ W]		[Valid=177 /-] [Invalid=2986 /-] [Mean=0 /-] [StdDev=0 /-]	
Value	Label	Cases	Percentage
0		177	100.0%
Sysmiss		2986	
<i>Warning: these figures indicate the number of cases found in the data file. They cannot be interpreted as summary statistics of the population of interest.</i>			
# b4_3: 二, (減少他公司派遣人力)環衛工程師(人數)			
Information		[Type= discrete] [Format=numeric] [Range= 0-0] [Missing=*]	

<b># b4_3:</b> 二, (減少他公司派遣人力)環衛工程師(人數)			
<b>Statistics [NW/ W]</b>		[Valid=177 /-] [Invalid=2986 /-] [Mean=0 /-] [StdDev=0 /-]	
<b>Value</b>	<b>Label</b>	<b>Cases</b>	<b>Percentage</b>
0		177	 100.0%
Sysmiss		2986	
<i>Warning: these figures indicate the number of cases found in the data file. They cannot be interpreted as summary statistics of the population of interest.</i>			
<b># b4_4:</b> 二, (減少他公司派遣人力)機械, 化工, 紡織, 食品等工程師及研發人員(人數)			
<b>Information</b>		[Type= discrete] [Format=numeric] [Range= 0-0] [Missing=*]	
<b>Statistics [NW/ W]</b>		[Valid=177 /-] [Invalid=2986 /-] [Mean=0 /-] [StdDev=0 /-]	
<b>Value</b>	<b>Label</b>	<b>Cases</b>	<b>Percentage</b>
0		177	 100.0%
Sysmiss		2986	
<i>Warning: these figures indicate the number of cases found in the data file. They cannot be interpreted as summary statistics of the population of interest.</i>			
<b># b4_5:</b> 二, (減少他公司派遣人力)電科技工程師(人數)			
<b>Information</b>		[Type= discrete] [Format=numeric] [Range= 0-0] [Missing=*]	
<b>Statistics [NW/ W]</b>		[Valid=177 /-] [Invalid=2986 /-] [Mean=0 /-] [StdDev=0 /-]	
<b>Value</b>	<b>Label</b>	<b>Cases</b>	<b>Percentage</b>
0		177	 100.0%
Sysmiss		2986	
<i>Warning: these figures indicate the number of cases found in the data file. They cannot be interpreted as summary statistics of the population of interest.</i>			
<b># b4_6:</b> 二, (減少他公司派遣人力)營建, 製圖, 測量等專業人員(人數)			
<b>Information</b>		[Type= discrete] [Format=numeric] [Range= 0-0] [Missing=*]	
<b>Statistics [NW/ W]</b>		[Valid=177 /-] [Invalid=2986 /-] [Mean=0 /-] [StdDev=0 /-]	
<b>Value</b>	<b>Label</b>	<b>Cases</b>	<b>Percentage</b>
0		177	 100.0%
Sysmiss		2986	
<i>Warning: these figures indicate the number of cases found in the data file. They cannot be interpreted as summary statistics of the population of interest.</i>			
<b># b4_7:</b> 二, (減少他公司派遣人力)設計專業人員(人數)			
<b>Information</b>		[Type= discrete] [Format=numeric] [Range= 0-0] [Missing=*]	
<b>Statistics [NW/ W]</b>		[Valid=177 /-] [Invalid=2986 /-] [Mean=0 /-] [StdDev=0 /-]	
<b>Value</b>	<b>Label</b>	<b>Cases</b>	<b>Percentage</b>
0		177	 100.0%
Sysmiss		2986	
<i>Warning: these figures indicate the number of cases found in the data file. They cannot be interpreted as summary statistics of the population of interest.</i>			
<b># b4_8:</b> 二, (減少他公司派遣人力)醫療保健專業人員(人數)			
<b>Information</b>		[Type= discrete] [Format=numeric] [Range= 0-0] [Missing=*]	
<b>Statistics [NW/ W]</b>		[Valid=177 /-] [Invalid=2986 /-] [Mean=0 /-] [StdDev=0 /-]	
<b>Value</b>	<b>Label</b>	<b>Cases</b>	<b>Percentage</b>
0		177	 100.0%
Sysmiss		2986	
<i>Warning: these figures indicate the number of cases found in the data file. They cannot be interpreted as summary statistics of the population of interest.</i>			
<b># b4_9:</b> 二, (減少他公司派遣人力)會計專業人員(人數)			
<b>Information</b>		[Type= discrete] [Format=numeric] [Range= 0-0] [Missing=*]	

# b4_9: 二, (減少他公司派遣人力)會計專業人員(人數)			
<b>Statistics [NW/ W]</b>		[Valid=177 /-] [Invalid=2986 /-] [Mean=0 /-] [StdDev=0 /-]	
Value	Label	Cases	Percentage
0		177	 100.0%
Sysmiss		2986	
<i>Warning: these figures indicate the number of cases found in the data file. They cannot be interpreted as summary statistics of the population of interest.</i>			
# b4_10: 二, (減少他公司派遣人力)財務, 保險, 金融, 投資等專業人員(人數)			
<b>Information</b>		[Type= discrete] [Format=numeric] [Range= 0-0] [Missing=*]	
<b>Statistics [NW/ W]</b>		[Valid=177 /-] [Invalid=2986 /-] [Mean=0 /-] [StdDev=0 /-]	
Value	Label	Cases	Percentage
0		177	 100.0%
Sysmiss		2986	
<i>Warning: these figures indicate the number of cases found in the data file. They cannot be interpreted as summary statistics of the population of interest.</i>			
# b4_11: 二, (減少他公司派遣人力)人力資源專業人員(人數)			
<b>Information</b>		[Type= discrete] [Format=numeric] [Range= 0-0] [Missing=*]	
<b>Statistics [NW/ W]</b>		[Valid=177 /-] [Invalid=2986 /-] [Mean=0 /-] [StdDev=0 /-]	
Value	Label	Cases	Percentage
0		177	 100.0%
Sysmiss		2986	
<i>Warning: these figures indicate the number of cases found in the data file. They cannot be interpreted as summary statistics of the population of interest.</i>			
# b4_12: 二, (減少他公司派遣人力)企劃, 行銷, 公關等專業人員(人數)			
<b>Information</b>		[Type= discrete] [Format=numeric] [Range= 0-0] [Missing=*]	
<b>Statistics [NW/ W]</b>		[Valid=177 /-] [Invalid=2986 /-] [Mean=0 /-] [StdDev=0 /-]	
Value	Label	Cases	Percentage
0		177	 100.0%
Sysmiss		2986	
<i>Warning: these figures indicate the number of cases found in the data file. They cannot be interpreted as summary statistics of the population of interest.</i>			
# b4_13: 二, (減少他公司派遣人力)軟體, 程式, 網路, 系統, 資料庫等資訊專業人員(人數)			
<b>Information</b>		[Type= discrete] [Format=numeric] [Range= 0-0] [Missing=*]	
<b>Statistics [NW/ W]</b>		[Valid=177 /-] [Invalid=2986 /-] [Mean=0 /-] [StdDev=0 /-]	
Value	Label	Cases	Percentage
0		177	 100.0%
Sysmiss		2986	
<i>Warning: these figures indicate the number of cases found in the data file. They cannot be interpreted as summary statistics of the population of interest.</i>			
# b4_14: 二, (減少他公司派遣人力)法務專業人員(人數)			
<b>Information</b>		[Type= discrete] [Format=numeric] [Range= 0-0] [Missing=*]	
<b>Statistics [NW/ W]</b>		[Valid=177 /-] [Invalid=2986 /-] [Mean=0 /-] [StdDev=0 /-]	
Value	Label	Cases	Percentage
0		177	 100.0%
Sysmiss		2986	
<i>Warning: these figures indicate the number of cases found in the data file. They cannot be interpreted as summary statistics of the population of interest.</i>			
# b4_15: 二, (減少他公司派遣人力)其他專業人員(人數)			
<b>Information</b>		[Type= discrete] [Format=numeric] [Range= 0-0] [Missing=*]	

# b4_15: 二, (減少他公司派遣人力)其他專業人員(人數)			
<b>Statistics [NW/ W]</b>		[Valid=177 /-] [Invalid=2986 /-] [Mean=0 /-] [StdDev=0 /-]	
Value	Label	Cases	Percentage
0		177	100.0%
Sysmiss		2986	
<i>Warning: these figures indicate the number of cases found in the data file. They cannot be interpreted as summary statistics of the population of interest.</i>			
# b4_16: 二, (減少他公司派遣人力)營建工程,製圖技術員(人數)			
<b>Information</b>		[Type= discrete] [Format=numeric] [Range= 0-0] [Missing=*]	
<b>Statistics [NW/ W]</b>		[Valid=177 /-] [Invalid=2986 /-] [Mean=0 /-] [StdDev=0 /-]	
Value	Label	Cases	Percentage
0		177	100.0%
Sysmiss		2986	
<i>Warning: these figures indicate the number of cases found in the data file. They cannot be interpreted as summary statistics of the population of interest.</i>			
# b4_17: 二, (減少他公司派遣人力)電機,電子工程技術員(人數)			
<b>Information</b>		[Type= discrete] [Format=numeric] [Range= 0-0] [Missing=*]	
<b>Statistics [NW/ W]</b>		[Valid=177 /-] [Invalid=2986 /-] [Mean=0 /-] [StdDev=0 /-]	
Value	Label	Cases	Percentage
0		177	100.0%
Sysmiss		2986	
<i>Warning: these figures indicate the number of cases found in the data file. They cannot be interpreted as summary statistics of the population of interest.</i>			
# b4_18: 二, (減少他公司派遣人力)機械,化工,紡織,食品等技術員(人數)			
<b>Information</b>		[Type= discrete] [Format=numeric] [Range= 0-0] [Missing=*]	
<b>Statistics [NW/ W]</b>		[Valid=177 /-] [Invalid=2986 /-] [Mean=0 /-] [StdDev=0 /-]	
Value	Label	Cases	Percentage
0		177	100.0%
Sysmiss		2986	
<i>Warning: these figures indicate the number of cases found in the data file. They cannot be interpreted as summary statistics of the population of interest.</i>			
# b4_19: 二, (減少他公司派遣人力)生產管理技術員,品質管制技術員(人數)			
<b>Information</b>		[Type= discrete] [Format=numeric] [Range= 0-0] [Missing=*]	
<b>Statistics [NW/ W]</b>		[Valid=177 /-] [Invalid=2986 /-] [Mean=0 /-] [StdDev=0 /-]	
Value	Label	Cases	Percentage
0		177	100.0%
Sysmiss		2986	
<i>Warning: these figures indicate the number of cases found in the data file. They cannot be interpreted as summary statistics of the population of interest.</i>			
# b4_20: 二, (減少他公司派遣人力)製程控制技術員(人數)			
<b>Information</b>		[Type= discrete] [Format=numeric] [Range= 0-0] [Missing=*]	
<b>Statistics [NW/ W]</b>		[Valid=177 /-] [Invalid=2986 /-] [Mean=0 /-] [StdDev=0 /-]	
Value	Label	Cases	Percentage
0		177	100.0%
Sysmiss		2986	
<i>Warning: these figures indicate the number of cases found in the data file. They cannot be interpreted as summary statistics of the population of interest.</i>			

# b4_21: 二, (減少他公司派遣人力)製造, 營造監督人員(人數)			
Information		[Type= discrete] [Format=numeric] [Range= 0-0] [Missing=*]	
Statistics [NW/ W]		[Valid=177 /-] [Invalid=2986 /-] [Mean=0 /-] [StdDev=0 /-]	
Value	Label	Cases	Percentage
0		177	100.0%
Sysmiss		2986	
<i>Warning: these figures indicate the number of cases found in the data file. They cannot be interpreted as summary statistics of the population of interest.</i>			
# b4_22: 二, (減少他公司派遣人力)醫療保健助理專業人員(人數)			
Information		[Type= discrete] [Format=numeric] [Range= 0-0] [Missing=*]	
Statistics [NW/ W]		[Valid=177 /-] [Invalid=2986 /-] [Mean=0 /-] [StdDev=0 /-]	
Value	Label	Cases	Percentage
0		177	100.0%
Sysmiss		2986	
<i>Warning: these figures indicate the number of cases found in the data file. They cannot be interpreted as summary statistics of the population of interest.</i>			
# b4_23: 二, (減少他公司派遣人力)環衛類技術員(含勞工安全類人員)(人數)			
Information		[Type= discrete] [Format=numeric] [Range= 0-0] [Missing=*]	
Statistics [NW/ W]		[Valid=177 /-] [Invalid=2986 /-] [Mean=0 /-] [StdDev=0 /-]	
Value	Label	Cases	Percentage
0		177	100.0%
Sysmiss		2986	
<i>Warning: these figures indicate the number of cases found in the data file. They cannot be interpreted as summary statistics of the population of interest.</i>			
# b4_24: 二, (減少他公司派遣人力)財務, 金融等助理人員(人數)			
Information		[Type= discrete] [Format=numeric] [Range= 0-0] [Missing=*]	
Statistics [NW/ W]		[Valid=177 /-] [Invalid=2986 /-] [Mean=0 /-] [StdDev=0 /-]	
Value	Label	Cases	Percentage
0		177	100.0%
Sysmiss		2986	
<i>Warning: these figures indicate the number of cases found in the data file. They cannot be interpreted as summary statistics of the population of interest.</i>			
# b4_25: 二, (減少他公司派遣人力)會計助理人員(人數)			
Information		[Type= discrete] [Format=numeric] [Range= 0-0] [Missing=*]	
Statistics [NW/ W]		[Valid=177 /-] [Invalid=2986 /-] [Mean=0 /-] [StdDev=0 /-]	
Value	Label	Cases	Percentage
0		177	100.0%
Sysmiss		2986	
<i>Warning: these figures indicate the number of cases found in the data file. They cannot be interpreted as summary statistics of the population of interest.</i>			
# b4_26: 二, (減少他公司派遣人力)業務銷售, 貿易助理專業人員(人數)			
Information		[Type= discrete] [Format=numeric] [Range= 0-0] [Missing=*]	
Statistics [NW/ W]		[Valid=177 /-] [Invalid=2986 /-] [Mean=0 /-] [StdDev=0 /-]	
Value	Label	Cases	Percentage
0		177	100.0%
Sysmiss		2986	
<i>Warning: these figures indicate the number of cases found in the data file. They cannot be interpreted as summary statistics of the population of interest.</i>			



# b4_27: 二, (減少他公司派遣人力)採購員(人數)			
Information		[Type= discrete] [Format=numeric] [Range= 0-0] [Missing=*]	
Statistics [NW/ W]		[Valid=177 /-] [Invalid=2986 /-] [Mean=0 /-] [StdDev=0 /-]	
Value	Label	Cases	Percentage
0		177	100.0%
Sysmiss		2986	
<i>Warning: these figures indicate the number of cases found in the data file. They cannot be interpreted as summary statistics of the population of interest.</i>			
# b4_28: 二, (減少他公司派遣人力)人力資源助理專業人員(人數)			
Information		[Type= discrete] [Format=numeric] [Range= 0-0] [Missing=*]	
Statistics [NW/ W]		[Valid=177 /-] [Invalid=2986 /-] [Mean=0 /-] [StdDev=0 /-]	
Value	Label	Cases	Percentage
0		177	100.0%
Sysmiss		2986	
<i>Warning: these figures indicate the number of cases found in the data file. They cannot be interpreted as summary statistics of the population of interest.</i>			
# b4_29: 二, (減少他公司派遣人力)不動產經紀人(人數)			
Information		[Type= discrete] [Format=numeric] [Range= 0-0] [Missing=*]	
Statistics [NW/ W]		[Valid=177 /-] [Invalid=2986 /-] [Mean=0 /-] [StdDev=0 /-]	
Value	Label	Cases	Percentage
0		177	100.0%
Sysmiss		2986	
<i>Warning: these figures indicate the number of cases found in the data file. They cannot be interpreted as summary statistics of the population of interest.</i>			
# b4_30: 二, (減少他公司派遣人力)法務助理人員(人數)			
Information		[Type= discrete] [Format=numeric] [Range= 0-0] [Missing=*]	
Statistics [NW/ W]		[Valid=177 /-] [Invalid=2986 /-] [Mean=0 /-] [StdDev=0 /-]	
Value	Label	Cases	Percentage
0		177	100.0%
Sysmiss		2986	
<i>Warning: these figures indicate the number of cases found in the data file. They cannot be interpreted as summary statistics of the population of interest.</i>			
# b4_31: 二, (減少他公司派遣人力)資訊及通訊傳播技術員(人數)			
Information		[Type= discrete] [Format=numeric] [Range= 0-0] [Missing=*]	
Statistics [NW/ W]		[Valid=177 /-] [Invalid=2986 /-] [Mean=0 /-] [StdDev=0 /-]	
Value	Label	Cases	Percentage
0		177	100.0%
Sysmiss		2986	
<i>Warning: these figures indicate the number of cases found in the data file. They cannot be interpreted as summary statistics of the population of interest.</i>			
# b4_32: 二, (減少他公司派遣人力)其他技術員及助理專業人員(人數)			
Information		[Type= discrete] [Format=numeric] [Range= 0-0] [Missing=*]	
Statistics [NW/ W]		[Valid=177 /-] [Invalid=2986 /-] [Mean=0 /-] [StdDev=0 /-]	
Value	Label	Cases	Percentage
0		177	100.0%
Sysmiss		2986	
<i>Warning: these figures indicate the number of cases found in the data file. They cannot be interpreted as summary statistics of the population of interest.</i>			

# b4_33: 二, (減少他公司派遣人力)一般及文書事務人員(人數)			
Information		[Type= discrete] [Format=numeric] [Range= 0-0] [Missing=*]	
Statistics [NW/ W]		[Valid=177 /-] [Invalid=2986 /-] [Mean=0 /-] [StdDev=0 /-]	
Value	Label	Cases	Percentage
0		177	100.0%
Sysmiss		2986	
<i>Warning: these figures indicate the number of cases found in the data file. They cannot be interpreted as summary statistics of the population of interest.</i>			
# b4_34: 二, (減少他公司派遣人力)顧客服務事務人員(人數)			
Information		[Type= discrete] [Format=numeric] [Range= 0-0] [Missing=*]	
Statistics [NW/ W]		[Valid=177 /-] [Invalid=2986 /-] [Mean=0 /-] [StdDev=0 /-]	
Value	Label	Cases	Percentage
0		177	100.0%
Sysmiss		2986	
<i>Warning: these figures indicate the number of cases found in the data file. They cannot be interpreted as summary statistics of the population of interest.</i>			
# b4_35: 二, (減少他公司派遣人力)會計, 生產, 運輸事務人員(人數)			
Information		[Type= discrete] [Format=numeric] [Range= 0-0] [Missing=*]	
Statistics [NW/ W]		[Valid=177 /-] [Invalid=2986 /-] [Mean=0 /-] [StdDev=0 /-]	
Value	Label	Cases	Percentage
0		177	100.0%
Sysmiss		2986	
<i>Warning: these figures indicate the number of cases found in the data file. They cannot be interpreted as summary statistics of the population of interest.</i>			
# b4_36: 二, (減少他公司派遣人力)人事(人數)			
Information		[Type= discrete] [Format=numeric] [Range= 0-0] [Missing=*]	
Statistics [NW/ W]		[Valid=177 /-] [Invalid=2986 /-] [Mean=0 /-] [StdDev=0 /-]	
Value	Label	Cases	Percentage
0		177	100.0%
Sysmiss		2986	
<i>Warning: these figures indicate the number of cases found in the data file. They cannot be interpreted as summary statistics of the population of interest.</i>			
# b4_37: 二, (減少他公司派遣人力)其他事務支援人員(人數)			
Information		[Type= discrete] [Format=numeric] [Range= 0-0] [Missing=*]	
Statistics [NW/ W]		[Valid=177 /-] [Invalid=2986 /-] [Mean=0 /-] [StdDev=0 /-]	
Value	Label	Cases	Percentage
0		177	100.0%
Sysmiss		2986	
<i>Warning: these figures indicate the number of cases found in the data file. They cannot be interpreted as summary statistics of the population of interest.</i>			
# b4_38: 二, (減少他公司派遣人力)車, 船, 機上服務人員(人數)			
Information		[Type= discrete] [Format=numeric] [Range= 0-0] [Missing=*]	
Statistics [NW/ W]		[Valid=177 /-] [Invalid=2986 /-] [Mean=0 /-] [StdDev=0 /-]	
Value	Label	Cases	Percentage
0		177	100.0%
Sysmiss		2986	
<i>Warning: these figures indicate the number of cases found in the data file. They cannot be interpreted as summary statistics of the population of interest.</i>			

# b4_39: 二, (減少他公司派遣人力)導遊及領隊(人數)			
Information		[Type= discrete] [Format=numeric] [Range= 0-0] [Missing=*]	
Statistics [NW/ W]		[Valid=177 /-] [Invalid=2986 /-] [Mean=0 /-] [StdDev=0 /-]	
Value	Label	Cases	Percentage
0		177	100.0%
Sysmiss		2986	
<i>Warning: these figures indicate the number of cases found in the data file. They cannot be interpreted as summary statistics of the population of interest.</i>			
# b4_40: 二, (減少他公司派遣人力)廚師(人數)			
Information		[Type= discrete] [Format=numeric] [Range= 0-0] [Missing=*]	
Statistics [NW/ W]		[Valid=177 /-] [Invalid=2986 /-] [Mean=0 /-] [StdDev=0 /-]	
Value	Label	Cases	Percentage
0		177	100.0%
Sysmiss		2986	
<i>Warning: these figures indicate the number of cases found in the data file. They cannot be interpreted as summary statistics of the population of interest.</i>			
# b4_41: 二, (減少他公司派遣人力)餐飲服務員(人數)			
Information		[Type= discrete] [Format=numeric] [Range= 0-0] [Missing=*]	
Statistics [NW/ W]		[Valid=177 /-] [Invalid=2986 /-] [Mean=0 /-] [StdDev=0 /-]	
Value	Label	Cases	Percentage
0		177	100.0%
Sysmiss		2986	
<i>Warning: these figures indicate the number of cases found in the data file. They cannot be interpreted as summary statistics of the population of interest.</i>			
# b4_42: 二, (減少他公司派遣人力)商店銷售有關人員及展售說明人員(人數)			
Information		[Type= discrete] [Format=numeric] [Range= 0-5] [Missing=*]	
Statistics [NW/ W]		[Valid=177 /-] [Invalid=2986 /-] [Mean=0.0282 /-] [StdDev=0.376 /-]	
Value	Label	Cases	Percentage
0		176	99.4%
5		1	0.6%
Sysmiss		2986	
<i>Warning: these figures indicate the number of cases found in the data file. They cannot be interpreted as summary statistics of the population of interest.</i>			
# b4_43: 二, (減少他公司派遣人力)電話及網路行銷人員(人數)			
Information		[Type= discrete] [Format=numeric] [Range= 0-0] [Missing=*]	
Statistics [NW/ W]		[Valid=177 /-] [Invalid=2986 /-] [Mean=0 /-] [StdDev=0 /-]	
Value	Label	Cases	Percentage
0		177	100.0%
Sysmiss		2986	
<i>Warning: these figures indicate the number of cases found in the data file. They cannot be interpreted as summary statistics of the population of interest.</i>			
# b4_44: 二, (減少他公司派遣人力)健康照顧人員,陪病人員(人數)			
Information		[Type= discrete] [Format=numeric] [Range= 0-0] [Missing=*]	
Statistics [NW/ W]		[Valid=177 /-] [Invalid=2986 /-] [Mean=0 /-] [StdDev=0 /-]	
Value	Label	Cases	Percentage
0		177	100.0%
Sysmiss		2986	
<i>Warning: these figures indicate the number of cases found in the data file. They cannot be interpreted as summary statistics of the population of interest.</i>			

# b4_45: 二, (減少他公司派遣人力)保全(含建築物管理員)(人數)			
Information		[Type= discrete] [Format=numeric] [Range= 0-0] [Missing=*]	
Statistics [NW/ W]		[Valid=177 /-] [Invalid=2986 /-] [Mean=0 /-] [StdDev=0 /-]	
Value	Label	Cases	Percentage
0		177	100.0%
Sysmiss		2986	
<i>Warning: these figures indicate the number of cases found in the data file. They cannot be interpreted as summary statistics of the population of interest.</i>			
# b4_46: 二, (減少他公司派遣人力)其他服務及銷售工作人員(人數)			
Information		[Type= discrete] [Format=numeric] [Range= 0-0] [Missing=*]	
Statistics [NW/ W]		[Valid=177 /-] [Invalid=2986 /-] [Mean=0 /-] [StdDev=0 /-]	
Value	Label	Cases	Percentage
0		177	100.0%
Sysmiss		2986	
<i>Warning: these figures indicate the number of cases found in the data file. They cannot be interpreted as summary statistics of the population of interest.</i>			
# b4_47: 二, (減少他公司派遣人力)營建及有關工作人員(人數)			
Information		[Type= discrete] [Format=numeric] [Range= 0-0] [Missing=*]	
Statistics [NW/ W]		[Valid=177 /-] [Invalid=2986 /-] [Mean=0 /-] [StdDev=0 /-]	
Value	Label	Cases	Percentage
0		177	100.0%
Sysmiss		2986	
<i>Warning: these figures indicate the number of cases found in the data file. They cannot be interpreted as summary statistics of the population of interest.</i>			
# b4_48: 二, (減少他公司派遣人力)品質檢查人員(人數)			
Information		[Type= discrete] [Format=numeric] [Range= 0-10] [Missing=*]	
Statistics [NW/ W]		[Valid=177 /-] [Invalid=2986 /-] [Mean=0.0565 /-] [StdDev=0.752 /-]	
Value	Label	Cases	Percentage
0		176	99.4%
10		1	0.6%
Sysmiss		2986	
<i>Warning: these figures indicate the number of cases found in the data file. They cannot be interpreted as summary statistics of the population of interest.</i>			
# b4_49: 二, (減少他公司派遣人力)維修技術類工作人員(人數)			
Information		[Type= discrete] [Format=numeric] [Range= 0-0] [Missing=*]	
Statistics [NW/ W]		[Valid=177 /-] [Invalid=2986 /-] [Mean=0 /-] [StdDev=0 /-]	
Value	Label	Cases	Percentage
0		177	100.0%
Sysmiss		2986	
<i>Warning: these figures indicate the number of cases found in the data file. They cannot be interpreted as summary statistics of the population of interest.</i>			
# b4_50: 二, (減少他公司派遣人力)操作技術類工作人員(人數)			
Information		[Type= discrete] [Format=numeric] [Range= 0-5] [Missing=*]	
Statistics [NW/ W]		[Valid=177 /-] [Invalid=2986 /-] [Mean=0.0282 /-] [StdDev=0.376 /-]	
Value	Label	Cases	Percentage
0		176	99.4%
5		1	0.6%
Sysmiss		2986	

# b4\_50: 二, (減少他公司派遣人力)操作技術類工作人員(人數)

Warning: these figures indicate the number of cases found in the data file. They cannot be interpreted as summary statistics of the population of interest.

# b4\_51: 二, (減少他公司派遣人力)組裝人員(人數)

Information [Type= discrete] [Format=numeric] [Range= 0-20] [Missing=\*]

Statistics [NW/ W] [Valid=177 /-] [Invalid=2986 /-] [Mean=0.13 /-] [StdDev=1.519 /-]

Value	Label	Cases	Percentage
0		175	98.9%
3		1	0.6%
20		1	0.6%
Systemmiss		2986	

Warning: these figures indicate the number of cases found in the data file. They cannot be interpreted as summary statistics of the population of interest.

# b4\_52: 二, (減少他公司派遣人力)駕駛及移運設備操作人員(人數)

Information [Type= discrete] [Format=numeric] [Range= 0-0] [Missing=\*]

Statistics [NW/ W] [Valid=177 /-] [Invalid=2986 /-] [Mean=0 /-] [StdDev=0 /-]

Value	Label	Cases	Percentage
0		177	100.0%
Systemmiss		2986	

Warning: these figures indicate the number of cases found in the data file. They cannot be interpreted as summary statistics of the population of interest.

# b4\_53: 二, (減少他公司派遣人力)其他技藝, 機械設備操作及組裝人員(人數)

Information [Type= discrete] [Format=numeric] [Range= 0-0] [Missing=\*]

Statistics [NW/ W] [Valid=177 /-] [Invalid=2986 /-] [Mean=0 /-] [StdDev=0 /-]

Value	Label	Cases	Percentage
0		177	100.0%
Systemmiss		2986	

Warning: these figures indicate the number of cases found in the data file. They cannot be interpreted as summary statistics of the population of interest.

# b4\_54: 二, (減少他公司派遣人力)清潔工(人數)

Information [Type= discrete] [Format=numeric] [Range= 0-0] [Missing=\*]

Statistics [NW/ W] [Valid=177 /-] [Invalid=2986 /-] [Mean=0 /-] [StdDev=0 /-]

Value	Label	Cases	Percentage
0		177	100.0%
Systemmiss		2986	

Warning: these figures indicate the number of cases found in the data file. They cannot be interpreted as summary statistics of the population of interest.


# b4\_55: 二, (減少他公司派遣人力)勞力工(人數)

Information [Type= discrete] [Format=numeric] [Range= 0-10] [Missing=\*]

Statistics [NW/ W] [Valid=177 /-] [Invalid=2986 /-] [Mean=0.096 /-] [StdDev=0.851 /-]

Value	Label	Cases	Percentage
0		174	98.3%
2		1	0.6%
5		1	0.6%
10		1	0.6%
Systemmiss		2986	

Warning: these figures indicate the number of cases found in the data file. They cannot be interpreted as summary statistics of the population of interest.

# b4_56: 二, (減少他公司派遣人力)其他基層技術工及勞力工(人數)			
Information		[Type= discrete] [Format=numeric] [Range= 0-0] [Missing=*]	
Statistics [NW/ W]		[Valid=177 /-] [Invalid=2986 /-] [Mean=0 /-] [StdDev=0 /-]	
Value	Label	Cases	Percentage
0		177	 100.0%
Sysmiss		2986	

*Warning: these figures indicate the number of cases found in the data file. They cannot be interpreted as summary statistics of the population of interest.*