

台灣 (Taiwan, ROC)

勞動部

108年人力需求調查(第三季)

Study Documentation

March 22, 2021

Metadata Production

Metadata Producer(s)	學術調查研究資料庫(Survey Research Data Archive) (SRDA) , 中央研究院人社中心調查研究專題中心, DDI文件製作
Version	2.0版, 參考IHSN Nesstar Template修改
Identification	AH090023

Table of Contents

Overview	4
Scope & Coverage	4
Producers & Sponsors	4
Sampling	4
Data Collection	4
Data Processing & Appraisal	5
Accessibility	5
Files Description	6
data108s03	6
Variables Group(s)	7
樣本資訊	7
人力需求推估與淨增減人數	7
各職類人力需求增減情形	7
各職類人力增加原因	9
各職類人力減少原因	14
各細職類人力需求增加人數	16
各細職類人力需求減少人數	29
Variables Description	42
data108s03	43

108年人力需求調查(第三季)

Survey on Manpower Demand, Season 3, 2019

Overview	
Type	人力需求調查
Identification	AH090023
Version	Production Date: 2021-03-23 1
Abstract	
<p>為了解108年10月底就業市場人力需求情形，勞動部於108年7月22日至8月9日就員工規模30人以上之事業單位辦理「108年第3次人力需求調查」，回收有效樣本計3,107家。</p> <p>調查對象為臺灣地區參加勞工保險且僱用30人以上之事業單位，調查項目有各細職類人力需求增減人數、原因及其他勞工相關議題等，抽樣方法採「分業分層比例隨機抽樣法」，以員工規模為分層變數，每季預計回收3,000份有效樣本。</p> <p>108年調查時期有4次，分別為第一次：1月14日~2月1日、第二次：4月22日~5月10日、第三次：7月22日~8月9日、第四次：10月21日~11月8日。</p>	
Kind of Data	抽查
Unit of Analysis	企業場所單位

Scope & Coverage	
Time Period(s)	2019
Countries	台灣 (Taiwan, ROC)
Geographic Coverage	
台灣地區	
Universe	
勞工保險檔中僱用30人以上之事業單位。	

Producers & Sponsors	
Primary Investigator(s)	勞動部
Other Producer(s)	勞動部
Funding Agency/ies	勞動部

Sampling	
Sampling Procedure	
採「分業分層比例隨機抽樣法」，以員工規模為分層變數，每季預計回收3,000份有效樣本。	

Data Collection	
Data Collection Dates	start 2019-07-22 end 2019-08-09
Data Collection Mode	電話訪問

Data Processing & Appraisal

Data Editing

中央研究院人文社會科學研究中心調查研究專題中心所進行的資料整理方式，為不合理值檢核。

Other Processing

委託民調公司(單位)以電腦輔助電話訪問系統(CATI)辦理。

Accessibility

Contact(s)	學術調查研究資料庫(Survey Research Data Archive) (中央研究院人社中心調查研究專題中心), https://srda.sinica.edu.tw , srda@gate.sinica.edu.tw
Distributor(s)	學術調查研究資料庫(Survey Research Data Archive)
Depositor(s)	勞動部

Access Conditions

標準版(一般會員、院內會員申請下載)

Files Description

Dataset contains 1 file(s)

data108s03	
# Cases	3107
# Variable(s)	637

Variables Group(s)

Dataset contains 7 group(s)

Group 樣本資訊							
#	Name	Label	Type	Format	Valid	Invalid	Question
1	id	樣本編號	continuous	numeric-8.0	3107	0	-
2	ind	行業別(大類)	discrete	numeric-3.0	3107	0	-
3	industry	行業別(中類)	continuous	numeric-3.0	3107	0	-
4	scale	員工規模別	discrete	numeric-2.0	3107	0	-
5	w	權數	discrete	numeric-3.0	3107	0	-

Group 人力需求推估與淨增減人數							
#	Name	Label	Type	Format	Valid	Invalid	Question
1	w_change	推估後淨增減僱(運)用人數	continuous	numeric-5.0	3107	0	-
2	w_often	推估後淨經常性僱用員工人數	continuous	numeric-5.0	3107	0	-
3	w_temp	推估後淨臨時或季節性員工人數	continuous	numeric-5.0	3107	0	-
4	w_part	推估後淨部分工時員工人數	continuous	numeric-5.0	3107	0	-
5	w_cont	推估後淨派遣人力人數	continuous	numeric-4.0	3107	0	-
6	change	淨增減僱(運)用人數	continuous	numeric-5.0	3107	0	-
7	often	淨經常性僱用員工人數	continuous	numeric-5.0	3107	0	-
8	temp	淨臨時或季節性員工人數	continuous	numeric-5.0	3107	0	-
9	part	淨部分工時員工人數	continuous	numeric-5.0	3107	0	-
10	cont	淨派遣人力人數	continuous	numeric-3.0	3107	0	-

Group 各職類人力需求增減情形							
#	Name	Label	Type	Format	Valid	Invalid	Question
1	q2_1	二、貴公司108年10月底各職類人力預計較108年7月底增減情形：增加僱(運)用	discrete	numeric-2.0	3107	0	-
2	q2_1_1	二、貴公司108年10月底各職類人力預計較108年7月底增減情形：增加僱(運)用總計人數	continuous	numeric-4.0	891	2216	-
3	q2_2	二、貴公司108年10月底各職類人力預計較108年7月底增減情形：減少僱(運)用	discrete	numeric-2.0	3107	0	-
4	q2_2_1	二、貴公司108年10月底各職類人力預計較108年7月底增減情形：減少僱(運)用總計人數	discrete	numeric-4.0	891	2216	-

#	Name	Label	Type	Format	Valid	Invalid	Question
5	q2_3	二、貴公司108年10月底各職類人力預計較108年7月底增減情形：不變	discrete	numeric-2.0	3107	0	-
6	q2_4	二、貴公司108年10月底各職類人力預計較108年7月底增減情形：不確定、無法評估	discrete	numeric-2.0	3107	0	-
7	i_often	二、總計各職類人力預計增加僱用人數：(a)經常性僱用員工	continuous	numeric-4.0	3107	0	-
8	i_temp	二、總計各職類人力預計增加僱用人數：(b)臨時或季節性員工	discrete	numeric-4.0	3107	0	-
9	i_part	二、總計各職類人力預計增加僱用人數：(b1)部分工時員工	discrete	numeric-4.0	3107	0	-
10	i_cont	二、總計各職類人力預計增加運用人數：(c)他公司派遣人力	discrete	numeric-3.0	3107	0	-
11	d_often	二、總計各職類人力預計減少僱用人數：(d)經常性僱用員工	discrete	numeric-4.0	3107	0	-
12	d_temp	二、總計各職類人力預計減少僱用人數：(e)臨時或季節性員工	discrete	numeric-4.0	3107	0	-
13	d_part	二、總計各職類人力預計減少僱用人數：(e1)部分工時員工	discrete	numeric-4.0	3107	0	-
14	d_cont	二、總計各職類人力預計減少運用人數：(f)他公司派遣人力	discrete	numeric-2.0	3107	0	-
15	i_manage	二、增加僱(運)用人數：主管及經理人員	discrete	numeric-2.0	3107	0	-
16	i_pro	二、增加僱(運)用人數：專業人員	discrete	numeric-4.0	3107	0	-
17	i_tech	二、增加僱(運)用人數：技術員及助理專業人員	continuous	numeric-4.0	3107	0	-
18	i_work	二、增加僱(運)用人數：事務支援人員	discrete	numeric-3.0	3107	0	-
19	i_serve	二、增加僱(運)用人數：服務及銷售工作人員	discrete	numeric-3.0	3107	0	-
20	i_skill	二、增加僱(運)用人數：技藝、機械設備操作及組裝人員	continuous	numeric-4.0	3107	0	-
21	i_basic	二、增加僱(運)用人數：基層技術工及勞力工	discrete	numeric-4.0	3107	0	-
22	d_manage	二、減少僱(運)用人數：主管及經理人員	discrete	numeric-2.0	3107	0	-
23	d_pro	二、減少僱(運)用人數：專業人員	discrete	numeric-3.0	3107	0	-
24	d_tech	二、減少僱(運)用人數：技術員及助理專業人員	discrete	numeric-3.0	3107	0	-
25	d_work	二、減少僱(運)用人數：事務支援人員	discrete	numeric-4.0	3107	0	-

#	Name	Label	Type	Format	Valid	Invalid	Question
26	d_serve	二、減少僱(運)用人數： 服務及銷售工作人員	discrete	numeric-4.0	3107	0	-
27	d_skill	二、減少僱(運)用人數： 技藝、機械設備操作及組裝人員	discrete	numeric-4.0	3107	0	-
28	d_basic	二、減少僱(運)用人數： 基層技術工及勞力工	discrete	numeric-3.0	3107	0	-

Group 各職類人力增加原因

#	Name	Label	Type	Format	Valid	Invalid	Question
1	tra_01	二、各職類人力增加原因 (複選)：1.退離者之補充	discrete	numeric-2.0	750	2357	-
2	tra_02	二、各職類人力增加原因 (複選)：2.即將進入本產業 旺季	discrete	numeric-2.0	750	2357	-
3	tra_03	二、各職類人力增加原因 (複選)：3.預期景氣好轉	discrete	numeric-2.0	750	2357	-
4	tra_04	二、各職類人力增加原因 (複選)：4.需求市場擴大 (含設備或部門擴充)	discrete	numeric-2.0	750	2357	-
5	tra_05	二、各職類人力增加原因 (複選)：5.長期缺工	discrete	numeric-2.0	750	2357	-
6	tra_06	二、各職類人力增加原因 (複選)：6.提升勞動條件	discrete	numeric-2.0	750	2357	-
7	tra_07	二、各職類人力增加原因 (複選)：7.提高市占率	discrete	numeric-2.0	750	2357	-
8	tra_08	二、各職類人力增加原因 (複選)：8.其他	discrete	numeric-2.0	750	2357	-
9	tra_0_1	二、各職類人力增加原因 (複選)：1.退離者之補充總 人數	discrete	numeric-4.0	260	2847	-
10	tra_0_2	二、各職類人力增加原因 (複選)：1.退離者之補充， 現缺人數	discrete	numeric-4.0	260	2847	-
11	tra_0_3	二、各職類人力增加原因 (複選)：1.退離者之補充， 預估人數	discrete	numeric-2.0	260	2847	-
12	tra_08_1	二、各職類人力增加原因： 其他說明	discrete	character-80	28	0	-
13	ra_01	二、主管及經理人員人力 增加原因(複選)：1.退離者 之補充	discrete	numeric-2.0	750	2357	-
14	ra_02	二、主管及經理人員人力 增加原因(複選)：2.即將進 入本產業旺季	discrete	numeric-2.0	750	2357	-
15	ra_03	二、主管及經理人員人力 增加原因(複選)：3.預期景 氣好轉	discrete	numeric-2.0	750	2357	-
16	ra_04	二、主管及經理人員人力 增加原因(複選)：4.需求 市場擴大(含設備或部門擴 充)	discrete	numeric-2.0	750	2357	-

#	Name	Label	Type	Format	Valid	Invalid	Question
17	ra_05	二、主管及經理人員人力增加原因(複選)：5.長期缺工	discrete	numeric-2.0	750	2357	-
18	ra_06	二、主管及經理人員人力增加原因(複選)：6.提升勞動條件	discrete	numeric-2.0	750	2357	-
19	ra_07	二、主管及經理人員人力增加原因(複選)：7.提高市占率	discrete	numeric-2.0	750	2357	-
20	ra_08	二、主管及經理人員人力增加原因(複選)：8.其他	discrete	numeric-2.0	750	2357	-
21	ra_0_1	二、主管及經理人員人力增加原因(複選)：1.退離者之補充總人數	discrete	numeric-2.0	1	3106	-
22	ra_0_2	二、主管及經理人員人力增加原因(複選)：1.退離者之補充，現缺人數	discrete	numeric-2.0	1	3106	-
23	ra_0_3	二、主管及經理人員人力增加原因(複選)：1.退離者之補充，預估人數	discrete	numeric-2.0	1	3106	-
24	ra_11	二、專業人員人力增加原因(複選)：1.退離者之補充	discrete	numeric-2.0	750	2357	-
25	ra_12	二、專業人員人力增加原因(複選)：2.即將進入本產業旺季	discrete	numeric-2.0	750	2357	-
26	ra_13	二、專業人員人力增加原因(複選)：3.預期景氣好轉	discrete	numeric-2.0	750	2357	-
27	ra_14	二、專業人員人力增加原因(複選)：4.需求市場擴大(含設備或部門擴充)	discrete	numeric-2.0	750	2357	-
28	ra_15	二、專業人員人力增加原因(複選)：5.長期缺工	discrete	numeric-2.0	750	2357	-
29	ra_16	二、專業人員人力增加原因(複選)：6.提升勞動條件	discrete	numeric-2.0	750	2357	-
30	ra_17	二、專業人員人力增加原因(複選)：7.提高市占率	discrete	numeric-2.0	750	2357	-
31	ra_18	二、專業人員人力增加原因(複選)：8.其他	discrete	numeric-2.0	750	2357	-
32	ra_1_1	二、專業人員人力增加原因(複選)：1.退離者之補充總人數充總數	discrete	numeric-3.0	45	3062	-
33	ra_1_2	二、專業人員人力增加原因(複選)：1.退離者之補充，現缺人數	discrete	numeric-3.0	45	3062	-
34	ra_1_3	二、專業人員人力增加原因(複選)：1.退離者之補充，預估人數	discrete	numeric-2.0	45	3062	-
35	ra_21	二、技術員及助理專業人員人力增加原因(複選)：1.退離者之補充	discrete	numeric-2.0	750	2357	-
36	ra_22	二、技術員及助理專業人員人力增加原因(複選)：2.即將進入本產業旺季	discrete	numeric-2.0	750	2357	-

#	Name	Label	Type	Format	Valid	Invalid	Question
37	ra_23	二、技術員及助理專業人員人力增加原因(複選)：3. 預期景氣好轉	discrete	numeric-2.0	750	2357	-
38	ra_24	二、技術員及助理專業人員人力增加原因(複選)：4. 需求市場擴大(含設備或部門擴充)	discrete	numeric-2.0	750	2357	-
39	ra_25	二、技術員及助理專業人員人力增加原因(複選)：5. 長期缺工	discrete	numeric-2.0	750	2357	-
40	ra_26	二、技術員及助理專業人員人力增加原因(複選)：6. 提升勞動條件	discrete	numeric-2.0	750	2357	-
41	ra_27	二、技術員及助理專業人員人力增加原因(複選)：7. 提高市占率	discrete	numeric-2.0	750	2357	-
42	ra_28	二、技術員及助理專業人員人力增加原因(複選)：8. 其他	discrete	numeric-2.0	750	2357	-
43	ra_2_1	二、技術員及助理專業人員人力增加原因(複選)：1. 退離者之補充總人數充總數	discrete	numeric-4.0	106	3001	-
44	ra_2_2	二、技術員及助理專業人員人力增加原因(複選)：1. 退離者之補充，現缺人數	discrete	numeric-4.0	106	3001	-
45	ra_2_3	二、技術員及助理專業人員人力增加原因(複選)：1. 退離者之補充，預估人數	discrete	numeric-2.0	106	3001	-
46	ra_31	二、事務支援人員人力增加原因(複選)：1. 退離者之補充	discrete	numeric-2.0	750	2357	-
47	ra_32	二、事務支援人員人力增加原因(複選)：2. 即將進入本產業旺季	discrete	numeric-2.0	750	2357	-
48	ra_33	二、事務支援人員人力增加原因(複選)：3. 預期景氣好轉	discrete	numeric-2.0	750	2357	-
49	ra_34	二、事務支援人員人力增加原因(複選)：4. 需求市場擴大(含設備或部門擴充)	discrete	numeric-2.0	750	2357	-
50	ra_35	二、事務支援人員人力增加原因(複選)：5. 長期缺工	discrete	numeric-2.0	750	2357	-
51	ra_36	二、事務支援人員人力增加原因(複選)：6. 提升勞動條件	discrete	numeric-2.0	750	2357	-
52	ra_37	二、事務支援人員人力增加原因(複選)：7. 提高市占率	discrete	numeric-2.0	750	2357	-
53	ra_38	二、事務支援人員人力增加原因(複選)：8. 其他	discrete	numeric-2.0	750	2357	-
54	ra_3_1	二、事務支援人員人力增加原因(複選)：1. 退離者之補充總人數充總數	discrete	numeric-3.0	53	3054	-

#	Name	Label	Type	Format	Valid	Invalid	Question
55	ra_3_2	二、事務支援人員人力增加原因(複選): 1.退離者之補充, 現缺人數	discrete	numeric-3.0	53	3054	-
56	ra_3_3	二、事務支援人員人力增加原因(複選): 1.退離者之補充, 預估人數	discrete	numeric-2.0	53	3054	-
57	ra_41	二、服務及銷售工作人員人力增加原因(複選): 1.退離者之補充	discrete	numeric-2.0	750	2357	-
58	ra_42	二、服務及銷售工作人員人力增加原因(複選): 2.即將進入本產業旺季	discrete	numeric-2.0	750	2357	-
59	ra_43	二、服務及銷售工作人員人力增加原因(複選): 3.預期景氣好轉	discrete	numeric-2.0	750	2357	-
60	ra_44	二、服務及銷售工作人員人力增加原因(複選): 4.需求市場擴大(含設備或部門擴充)	discrete	numeric-2.0	750	2357	-
61	ra_45	二、服務及銷售工作人員人力增加原因(複選): 5.長期缺工	discrete	numeric-2.0	750	2357	-
62	ra_46	二、服務及銷售工作人員人力增加原因(複選): 6.提升勞動條件	discrete	numeric-2.0	750	2357	-
63	ra_47	二、服務及銷售工作人員人力增加原因(複選): 7.提高市占率	discrete	numeric-2.0	750	2357	-
64	ra_48	二、服務及銷售工作人員人力增加原因(複選): 8.其他	discrete	numeric-2.0	750	2357	-
65	ra_4_1	二、服務及銷售工作人員人力增加原因(複選): 1.退離者之補充總人數充總數	discrete	numeric-3.0	22	3085	-
66	ra_4_2	二、服務及銷售工作人員人力增加原因(複選): 1.退離者之補充, 現缺人數	discrete	numeric-3.0	22	3085	-
67	ra_4_3	二、服務及銷售工作人員人力增加原因(複選): 1.退離者之補充, 預估人數	discrete	numeric-2.0	22	3085	-
68	ra_51	二、技藝、機械設備操作及組裝人員人力增加原因(複選): 1.退離者之補充	discrete	numeric-2.0	750	2357	-
69	ra_52	二、技藝、機械設備操作及組裝人員人力增加原因(複選): 2.即將進入本產業旺季	discrete	numeric-2.0	750	2357	-
70	ra_53	二、技藝、機械設備操作及組裝人員人力增加原因(複選): 3.預期景氣好轉	discrete	numeric-2.0	750	2357	-
71	ra_54	二、技藝、機械設備操作及組裝人員人力增加原因(複選): 4.需求市場擴大(含設備或部門擴充)	discrete	numeric-2.0	750	2357	-

#	Name	Label	Type	Format	Valid	Invalid	Question
72	ra_55	二、技藝、機械設備操作及組裝人員人力增加原因(複選): 5.長期缺工	discrete	numeric-2.0	750	2357	-
73	ra_56	二、技藝、機械設備操作及組裝人員人力增加原因(複選): 6.提升勞動條件	discrete	numeric-2.0	750	2357	-
74	ra_57	二、技藝、機械設備操作及組裝人員人力增加原因(複選): 7.提高市占率	discrete	numeric-2.0	750	2357	-
75	ra_58	二、技藝、機械設備操作及組裝人員人力增加原因(複選): 8.其他	discrete	numeric-2.0	750	2357	-
76	ra_5_1	二、技藝、機械設備操作及組裝人員人力增加原因(複選): 1.退離者之補充總人數充總數	discrete	numeric-3.0	85	3022	-
77	ra_5_2	二、技藝、機械設備操作及組裝人員人力增加原因(複選): 1.退離者之補充, 現缺人數	discrete	numeric-3.0	85	3022	-
78	ra_5_3	二、技藝、機械設備操作及組裝人員人力增加原因(複選): 1.退離者之補充, 預估人數	discrete	numeric-2.0	85	3022	-
79	ra_61	二、基層技術工及勞力工人力增加原因(複選): 1.退離者之補充	discrete	numeric-2.0	750	2357	-
80	ra_62	二、基層技術工及勞力工人力增加原因(複選): 2.即將進入本產業旺季	discrete	numeric-2.0	750	2357	-
81	ra_63	二、基層技術工及勞力工人力增加原因(複選): 3.預期景氣好轉	discrete	numeric-2.0	750	2357	-
82	ra_64	二、基層技術工及勞力工人力增加原因(複選): 4.需求市場擴大(含設備或部門擴充)	discrete	numeric-2.0	750	2357	-
83	ra_65	二、基層技術工及勞力工人力增加原因(複選): 5.長期缺工	discrete	numeric-2.0	750	2357	-
84	ra_66	二、基層技術工及勞力工人力增加原因(複選): 6.提升勞動條件	discrete	numeric-2.0	750	2357	-
85	ra_67	二、基層技術工及勞力工人力增加原因(複選): 7.提高市占率	discrete	numeric-2.0	750	2357	-
86	ra_68	二、基層技術工及勞力工人力增加原因(複選): 8.其他	discrete	numeric-2.0	750	2357	-
87	ra_6_1	二、基層技術工及勞力工人力增加原因(複選): 1.退離者之補充總人數充總數	discrete	numeric-2.0	20	3087	-
88	ra_6_2	二、基層技術工及勞力工人力增加原因(複選): 1.退離者之補充, 現缺人數	discrete	numeric-2.0	20	3087	-

#	Name	Label	Type	Format	Valid	Invalid	Question
89	ra_6_3	二、基層技術工及勞力工人力增加原因(複選)：1.退離者之補充，預估人數	discrete	numeric-2.0	20	3087	-

Group 各職類人力減少原因

#	Name	Label	Type	Format	Valid	Invalid	Question
1	trb_01	二、各職類人力減少原因(複選)：1.業務緊縮或結束(含訂單減少)	discrete	numeric-2.0	156	2951	-
2	trb_02	二、各職類人力減少原因(複選)：2.精簡人力(含遇缺不補情況)	discrete	numeric-2.0	156	2951	-
3	trb_03	二、各職類人力減少原因(複選)：3.公司合併	discrete	numeric-2.0	156	2951	-
4	trb_04	二、各職類人力減少原因(複選)：4.生產線外移	discrete	numeric-2.0	156	2951	-
5	trb_05	二、各職類人力減少原因(複選)：5.本產業淡季	discrete	numeric-2.0	156	2951	-
6	trb_06	二、各職類人力減少原因(複選)：6.其他	discrete	numeric-2.0	156	2951	-
7	trb_06_1	二、各職類人力減少原因：其他說明	discrete	character-80	10	0	-
8	rb_01	二、主管及經理人員人力減少原因(複選)：1.業務緊縮或結束(含訂單減少)	discrete	numeric-2.0	156	2951	-
9	rb_02	二、主管及經理人員人力減少原因(複選)：2.精簡人力(含遇缺不補情況)	discrete	numeric-2.0	156	2951	-
10	rb_03	二、主管及經理人員人力減少原因(複選)：3.公司合併	discrete	numeric-2.0	156	2951	-
11	rb_04	二、主管及經理人員人力減少原因(複選)：4.生產線外移	discrete	numeric-2.0	156	2951	-
12	rb_05	二、主管及經理人員人力減少原因(複選)：5.本產業淡季	discrete	numeric-2.0	156	2951	-
13	rb_06	二、主管及經理人員人力減少原因(複選)：6.其他	discrete	numeric-2.0	156	2951	-
14	rb_11	二、專業人員人力減少原因(複選)：1.業務緊縮或結束(含訂單減少)	discrete	numeric-2.0	156	2951	-
15	rb_12	二、專業人員人力減少原因(複選)：2.精簡人力(含遇缺不補情況)	discrete	numeric-2.0	156	2951	-
16	rb_13	二、專業人員人力減少原因(複選)：3.公司合併	discrete	numeric-2.0	156	2951	-
17	rb_14	二、專業人員人力減少原因(複選)：4.生產線外移	discrete	numeric-2.0	156	2951	-
18	rb_15	二、專業人員人力減少原因(複選)：5.本產業淡季	discrete	numeric-2.0	156	2951	-

#	Name	Label	Type	Format	Valid	Invalid	Question
19	rb_16	二、專業人員人力減少原因(複選)：6.其他	discrete	numeric-2.0	156	2951	-
20	rb_21	二、技術員及助理專業人員人力減少原因(複選)：1.業務緊縮或結束(含訂單減少)	discrete	numeric-2.0	156	2951	-
21	rb_22	二、技術員及助理專業人員人力減少原因(複選)：2.精簡人力(含遇缺不補情況)	discrete	numeric-2.0	156	2951	-
22	rb_23	二、技術員及助理專業人員人力減少原因(複選)：3.公司合併	discrete	numeric-2.0	156	2951	-
23	rb_24	二、技術員及助理專業人員人力減少原因(複選)：4.生產線外移	discrete	numeric-2.0	156	2951	-
24	rb_25	二、技術員及助理專業人員人力減少原因(複選)：5.本產業淡季	discrete	numeric-2.0	156	2951	-
25	rb_26	二、技術員及助理專業人員人力減少原因(複選)：6.其他	discrete	numeric-2.0	156	2951	-
26	rb_31	二、事務支援人員人力減少原因(複選)：1.業務緊縮或結束(含訂單減少)	discrete	numeric-2.0	156	2951	-
27	rb_32	二、事務支援人員人力減少原因(複選)：2.精簡人力(含遇缺不補情況)	discrete	numeric-2.0	156	2951	-
28	rb_33	二、事務支援人員人力減少原因(複選)：3.公司合併	discrete	numeric-2.0	156	2951	-
29	rb_34	二、事務支援人員人力減少原因(複選)：4.生產線外移	discrete	numeric-2.0	156	2951	-
30	rb_35	二、事務支援人員人力減少原因(複選)：5.本產業淡季	discrete	numeric-2.0	156	2951	-
31	rb_36	二、事務支援人員人力減少原因(複選)：6.其他	discrete	numeric-2.0	156	2951	-
32	rb_41	二、服務及銷售工作人員人力減少原因(複選)：1.業務緊縮或結束(含訂單減少)	discrete	numeric-2.0	156	2951	-
33	rb_42	二、服務及銷售工作人員人力減少原因(複選)：2.精簡人力(含遇缺不補情況)	discrete	numeric-2.0	156	2951	-
34	rb_43	二、服務及銷售工作人員人力減少原因(複選)：3.公司合併	discrete	numeric-2.0	156	2951	-
35	rb_44	二、服務及銷售工作人員人力減少原因(複選)：4.生產線外移	discrete	numeric-2.0	156	2951	-
36	rb_45	二、服務及銷售工作人員人力減少原因(複選)：5.本產業淡季	discrete	numeric-2.0	156	2951	-

#	Name	Label	Type	Format	Valid	Invalid	Question
37	rb_46	二、服務及銷售工作人員 人力減少原因(複選)：6.其他	discrete	numeric-2.0	156	2951	-
38	rb_51	二、技藝、機械設備操作 及組裝人員人力減少原因 (複選)：1.業務緊縮或結束 (含訂單減少)	discrete	numeric-2.0	156	2951	-
39	rb_52	二、技藝、機械設備操作 及組裝人員人力減少原因 (複選)：2.精簡人力(含遇 缺不補情況)	discrete	numeric-2.0	156	2951	-
40	rb_53	二、技藝、機械設備操作 及組裝人員人力減少原因 (複選)：3.公司合併	discrete	numeric-2.0	156	2951	-
41	rb_54	二、技藝、機械設備操作 及組裝人員人力減少原因 (複選)：4.生產線外移	discrete	numeric-2.0	156	2951	-
42	rb_55	二、技藝、機械設備操作 及組裝人員人力減少原因 (複選)：5.本產業淡季	discrete	numeric-2.0	156	2951	-
43	rb_56	二、技藝、機械設備操作 及組裝人員人力減少原因 (複選)：6.其他	discrete	numeric-2.0	156	2951	-
44	rb_61	二、基層技術工及勞力工 人力減少原因(複選)：1. 業務緊縮或結束(含訂單減 少)	discrete	numeric-2.0	156	2951	-
45	rb_62	二、基層技術工及勞力工 人力減少原因(複選)：2.精 簡人力(含遇缺不補情況)	discrete	numeric-2.0	156	2951	-
46	rb_63	二、基層技術工及勞力工 人力減少原因(複選)：3.公 司合併	discrete	numeric-2.0	156	2951	-
47	rb_64	二、基層技術工及勞力工 人力減少原因(複選)：4.生 產線外移	discrete	numeric-2.0	156	2951	-
48	rb_65	二、基層技術工及勞力工 人力減少原因(複選)：5.本 產業淡季	discrete	numeric-2.0	156	2951	-
49	rb_66	二、基層技術工及勞力工 人力減少原因(複選)：6.其 他	discrete	numeric-2.0	156	2951	-

Group 各細職類人力需求增加人數

#	Name	Label	Type	Format	Valid	Invalid	Question
1	a1_0	二、增加僱用(a)經常性僱 用員工人數：主管及經理 人員	discrete	numeric-2.0	750	2357	-
2	a1_1	二、增加僱用(a)經常性僱 用員工人數：01.生產管 理、品質管制工程師	discrete	numeric-2.0	750	2357	-
3	a1_2	二、增加僱用(a)經常性僱 用員工人數：02.製程工程 師	discrete	numeric-2.0	750	2357	-

#	Name	Label	Type	Format	Valid	Invalid	Question
4	a1_3	二、增加僱用(a)經常性僱用員工人數：03.環衛工程師	discrete	numeric-2.0	750	2357	-
5	a1_4	二、增加僱用(a)經常性僱用員工人數：04.機械、化工、紡織、食品等工程師及研發人員	discrete	numeric-2.0	750	2357	-
6	a1_5	二、增加僱用(a)經常性僱用員工人數：05.電科技工程師	discrete	numeric-4.0	750	2357	-
7	a1_6	二、增加僱用(a)經常性僱用員工人數：06.營建、製圖、測量等專業人員	discrete	numeric-2.0	750	2357	-
8	a1_7	二、增加僱用(a)經常性僱用員工人數：07.設計專業人員	discrete	numeric-3.0	750	2357	-
9	a1_8	二、增加僱用(a)經常性僱用員工人數：08.醫療保健專業人員	discrete	numeric-3.0	750	2357	-
10	a1_9	二、增加僱用(a)經常性僱用員工人數：09.會計專業人員	discrete	numeric-2.0	750	2357	-
11	a1_10	二、增加僱用(a)經常性僱用員工人數：10.財務、保險、金融、投資等專業人員	discrete	numeric-2.0	750	2357	-
12	a1_11	二、增加僱用(a)經常性僱用員工人數：11.人力資源專業人員	discrete	numeric-2.0	750	2357	-
13	a1_12	二、增加僱用(a)經常性僱用員工人數：12.企劃、行銷、公關等專業人員	discrete	numeric-3.0	750	2357	-
14	a1_13	二、增加僱用(a)經常性僱用員工人數：13.軟體、程式、網路、系統、資料庫等資訊專業人員	discrete	numeric-3.0	750	2357	-
15	a1_14	二、增加僱用(a)經常性僱用員工人數：14.法務專業人員	discrete	numeric-2.0	750	2357	-
16	a1_15	二、增加僱用(a)經常性僱用員工人數：15.其他專業人員	discrete	numeric-2.0	750	2357	-
17	a1_16	二、增加僱用(a)經常性僱用員工人數：16.營建工程、製圖技術員	discrete	numeric-3.0	750	2357	-
18	a1_17	二、增加僱用(a)經常性僱用員工人數：17.電機、電子工程技術員	discrete	numeric-3.0	750	2357	-
19	a1_18	二、增加僱用(a)經常性僱用員工人數：18.機械、化工、紡織、食品等技術員	discrete	numeric-3.0	750	2357	-
20	a1_19	二、增加僱用(a)經常性僱用員工人數：19.生產管理技術員、品質管制技術員	discrete	numeric-3.0	750	2357	-

#	Name	Label	Type	Format	Valid	Invalid	Question
21	a1_20	二、增加僱用(a)經常性僱用員工人數：20.製程控制技術員	discrete	numeric-3.0	750	2357	-
22	a1_21	二、增加僱用(a)經常性僱用員工人數：21.製造、營造監督人員	discrete	numeric-3.0	750	2357	-
23	a1_22	二、增加僱用(a)經常性僱用員工人數：22.醫療保健助理專業人員	discrete	numeric-2.0	750	2357	-
24	a1_23	二、增加僱用(a)經常性僱用員工人數：23.環衛類技術員(含勞工安全類技術人員)	discrete	numeric-3.0	750	2357	-
25	a1_24	二、增加僱用(a)經常性僱用員工人數：24.財務、金融等助理人員	discrete	numeric-3.0	750	2357	-
26	a1_25	二、增加僱用(a)經常性僱用員工人數：25.會計助理人員	discrete	numeric-4.0	750	2357	-
27	a1_26	二、增加僱用(a)經常性僱用員工人數：26.業務銷售、貿易助理專業人員	discrete	numeric-3.0	750	2357	-
28	a1_27	二、增加僱用(a)經常性僱用員工人數：27.採購員	discrete	numeric-3.0	750	2357	-
29	a1_28	二、增加僱用(a)經常性僱用員工人數：28.人力資源助理專業人員	discrete	numeric-2.0	750	2357	-
30	a1_29	二、增加僱用(a)經常性僱用員工人數：29.不動產經紀人	discrete	numeric-4.0	750	2357	-
31	a1_30	二、增加僱用(a)經常性僱用員工人數：30.法務助理人員	discrete	numeric-2.0	750	2357	-
32	a1_31	二、增加僱用(a)經常性僱用員工人數：31.資訊及通訊傳播技術員	discrete	numeric-3.0	750	2357	-
33	a1_32	二、增加僱用(a)經常性僱用員工人數：32.其他技術員及助理專業人員	discrete	numeric-2.0	750	2357	-
34	a1_33	二、增加僱用(a)經常性僱用員工人數：33.一般及文書事務人員	discrete	numeric-3.0	750	2357	-
35	a1_34	二、增加僱用(a)經常性僱用員工人數：34.顧客服務事務人員	discrete	numeric-3.0	750	2357	-
36	a1_35	二、增加僱用(a)經常性僱用員工人數：35.會計、生產、運輸事務人員	discrete	numeric-3.0	750	2357	-
37	a1_36	二、增加僱用(a)經常性僱用員工人數：36.人事	discrete	numeric-2.0	750	2357	-
38	a1_37	二、增加僱用(a)經常性僱用員工人數：37.其他事務支援人員	discrete	numeric-2.0	750	2357	-

#	Name	Label	Type	Format	Valid	Invalid	Question
39	a1_38	二、增加僱用(a)經常性僱用員工人數：38.車、船、機上服務人員	discrete	numeric-2.0	750	2357	-
40	a1_39	二、增加僱用(a)經常性僱用員工人數：39.導遊及領隊	discrete	numeric-2.0	750	2357	-
41	a1_40	二、增加僱用(a)經常性僱用員工人數：40.廚師	discrete	numeric-3.0	750	2357	-
42	a1_41	二、增加僱用(a)經常性僱用員工人數：41.餐飲服務員	discrete	numeric-3.0	750	2357	-
43	a1_42	二、增加僱用(a)經常性僱用員工人數：42.商店銷售有關人員及展售說明人員	discrete	numeric-3.0	750	2357	-
44	a1_43	二、增加僱用(a)經常性僱用員工人數：43.電話及網路行銷人員	discrete	numeric-2.0	750	2357	-
45	a1_44	二、增加僱用(a)經常性僱用員工人數：44.健康照顧人員、陪病人員	discrete	numeric-3.0	750	2357	-
46	a1_45	二、增加僱用(a)經常性僱用員工人數：45.保全(含建築物管理員)	discrete	numeric-3.0	750	2357	-
47	a1_46	二、增加僱用(a)經常性僱用員工人數：46.其他服務及銷售工作人員	discrete	numeric-3.0	750	2357	-
48	a1_47	二、增加僱用(a)經常性僱用員工人數：47.營建及有關工作人員	discrete	numeric-2.0	750	2357	-
49	a1_48	二、增加僱用(a)經常性僱用員工人數：48.品質檢查人員	discrete	numeric-3.0	750	2357	-
50	a1_49	二、增加僱用(a)經常性僱用員工人數：49.維修技術類工作人員	discrete	numeric-3.0	750	2357	-
51	a1_50	二、增加僱用(a)經常性僱用員工人數：50.操作技術類工作人員	discrete	numeric-3.0	750	2357	-
52	a1_51	二、增加僱用(a)經常性僱用員工人數：51.組裝人員	discrete	numeric-4.0	750	2357	-
53	a1_52	二、增加僱用(a)經常性僱用員工人數：52.駕駛及移運設備操作人員	discrete	numeric-4.0	750	2357	-
54	a1_53	二、增加僱用(a)經常性僱用員工人數：53.其他技藝、機械設備操作及組裝人員	discrete	numeric-3.0	750	2357	-
55	a1_54	二、增加僱用(a)經常性僱用員工人數：54.清潔工	discrete	numeric-3.0	750	2357	-
56	a1_55	二、增加僱用(a)經常性僱用員工人數：55.勞力工	discrete	numeric-3.0	750	2357	-
57	a1_56	二、增加僱用(a)經常性僱用員工人數：56.其他基層技術工及勞力工	discrete	numeric-3.0	750	2357	-

#	Name	Label	Type	Format	Valid	Invalid	Question
58	a2_0	二、增加僱用(b)臨時或季節性員工人數：主管及經理人員	discrete	numeric-2.0	750	2357	-
59	a2_1	二、增加僱用(b)臨時或季節性員工人數：01.生產管理、品質管制工程師	discrete	numeric-2.0	750	2357	-
60	a2_2	二、增加僱用(b)臨時或季節性員工人數：02.製程工程師	discrete	numeric-2.0	750	2357	-
61	a2_3	二、增加僱用(b)臨時或季節性員工人數：03.環衛工程師	discrete	numeric-2.0	750	2357	-
62	a2_4	二、增加僱用(b)臨時或季節性員工人數：04.機械、化工、紡織、食品等工程師及研發人員	discrete	numeric-2.0	750	2357	-
63	a2_5	二、增加僱用(b)臨時或季節性員工人數：05.電科技工程師	discrete	numeric-2.0	750	2357	-
64	a2_6	二、增加僱用(b)臨時或季節性員工人數：06.營建、製圖、測量等專業人員	discrete	numeric-2.0	750	2357	-
65	a2_7	二、增加僱用(b)臨時或季節性員工人數：07.設計專業人員	discrete	numeric-2.0	750	2357	-
66	a2_8	二、增加僱用(b)臨時或季節性員工人數：08.醫療保健專業人員	discrete	numeric-2.0	750	2357	-
67	a2_9	二、增加僱用(b)臨時或季節性員工人數：09.會計專業人員	discrete	numeric-2.0	750	2357	-
68	a2_10	二、增加僱用(b)臨時或季節性員工人數：10.財務、保險、金融、投資等專業人員	discrete	numeric-2.0	750	2357	-
69	a2_11	二、增加僱用(b)臨時或季節性員工人數：11.人力資源專業人員	discrete	numeric-2.0	750	2357	-
70	a2_12	二、增加僱用(b)臨時或季節性員工人數：12.企劃、行銷、公關等專業人員	discrete	numeric-2.0	750	2357	-
71	a2_13	二、增加僱用(b)臨時或季節性員工人數：13.軟體、程式、網路、系統、資料庫等資訊專業人員	discrete	numeric-2.0	750	2357	-
72	a2_14	二、增加僱用(b)臨時或季節性員工人數：14.法務專業人員	discrete	numeric-2.0	750	2357	-
73	a2_15	二、增加僱用(b)臨時或季節性員工人數：15.其他專業人員	discrete	numeric-2.0	750	2357	-
74	a2_16	二、增加僱用(b)臨時或季節性員工人數：16.營建工程、製圖技術員	discrete	numeric-2.0	750	2357	-

#	Name	Label	Type	Format	Valid	Invalid	Question
75	a2_17	二、增加僱用(b)臨時或季節性員工人數：17.電機、電子工程技術員	discrete	numeric-2.0	750	2357	-
76	a2_18	二、增加僱用(b)臨時或季節性員工人數：18.機械、化工、紡織、食品等技術員	discrete	numeric-2.0	750	2357	-
77	a2_19	二、增加僱用(b)臨時或季節性員工人數：19.生產管理技術員、品質管制技術員	discrete	numeric-2.0	750	2357	-
78	a2_20	二、增加僱用(b)臨時或季節性員工人數：20.製程控制技術員	discrete	numeric-2.0	750	2357	-
79	a2_21	二、增加僱用(b)臨時或季節性員工人數：21.製造、營造監督人員	discrete	numeric-2.0	750	2357	-
80	a2_22	二、增加僱用(b)臨時或季節性員工人數：22.醫療保健助理專業人員	discrete	numeric-2.0	750	2357	-
81	a2_23	二、增加僱用(b)臨時或季節性員工人數：23.環衛類技術員(含勞工安全類技術人員)	discrete	numeric-3.0	750	2357	-
82	a2_24	二、增加僱用(b)臨時或季節性員工人數：24.財務、金融等助理人員	discrete	numeric-2.0	750	2357	-
83	a2_25	二、增加僱用(b)臨時或季節性員工人數：25.會計助理人員	discrete	numeric-2.0	750	2357	-
84	a2_26	二、增加僱用(b)臨時或季節性員工人數：26.業務銷售、貿易助理專業人員	discrete	numeric-2.0	750	2357	-
85	a2_27	二、增加僱用(b)臨時或季節性員工人數：27.採購員	discrete	numeric-2.0	750	2357	-
86	a2_28	二、增加僱用(b)臨時或季節性員工人數：28.人力資源助理專業人員	discrete	numeric-2.0	750	2357	-
87	a2_29	二、增加僱用(b)臨時或季節性員工人數：29.不動產經紀人	discrete	numeric-2.0	750	2357	-
88	a2_30	二、增加僱用(b)臨時或季節性員工人數：30.法務助理人員	discrete	numeric-2.0	750	2357	-
89	a2_31	二、增加僱用(b)臨時或季節性員工人數：31.資訊及通訊傳播技術員	discrete	numeric-2.0	750	2357	-
90	a2_32	二、增加僱用(b)臨時或季節性員工人數：32.其他技術員及助理專業人員	discrete	numeric-2.0	750	2357	-
91	a2_33	二、增加僱用(b)臨時或季節性員工人數：33.一般及文書事務人員	discrete	numeric-2.0	750	2357	-
92	a2_34	二、增加僱用(b)臨時或季節性員工人數：34.顧客服務事務人員	discrete	numeric-2.0	750	2357	-

#	Name	Label	Type	Format	Valid	Invalid	Question
93	a2_35	二、增加僱用(b)臨時或季節性員工人數：35.會計、生產、運輸事務人員	discrete	numeric-2.0	750	2357	-
94	a2_36	二、增加僱用(b)臨時或季節性員工人數：36.人事	discrete	numeric-2.0	750	2357	-
95	a2_37	二、增加僱用(b)臨時或季節性員工人數：37.其他事務支援人員	discrete	numeric-2.0	750	2357	-
96	a2_38	二、增加僱用(b)臨時或季節性員工人數：38.車、船、機上服務人員	discrete	numeric-2.0	750	2357	-
97	a2_39	二、增加僱用(b)臨時或季節性員工人數：39.導遊及領隊	discrete	numeric-2.0	750	2357	-
98	a2_40	二、增加僱用(b)臨時或季節性員工人數：40.廚師	discrete	numeric-2.0	750	2357	-
99	a2_41	二、增加僱用(b)臨時或季節性員工人數：41.餐飲服務員	discrete	numeric-3.0	750	2357	-
100	a2_42	二、增加僱用(b)臨時或季節性員工人數：42.商店銷售有關人員及展售說明人員	discrete	numeric-3.0	750	2357	-
101	a2_43	二、增加僱用(b)臨時或季節性員工人數：43.電話及網路行銷人員	discrete	numeric-2.0	750	2357	-
102	a2_44	二、增加僱用(b)臨時或季節性員工人數：44.健康照顧人員、陪病人員	discrete	numeric-2.0	750	2357	-
103	a2_45	二、增加僱用(b)臨時或季節性員工人數：45.保全(含建築物管理員)	discrete	numeric-2.0	750	2357	-
104	a2_46	二、增加僱用(b)臨時或季節性員工人數：46.其他服務及銷售工作人員	discrete	numeric-2.0	750	2357	-
105	a2_47	二、增加僱用(b)臨時或季節性員工人數：47.營建及有關工作人員	discrete	numeric-3.0	750	2357	-
106	a2_48	二、增加僱用(b)臨時或季節性員工人數：48.品質檢查人員	discrete	numeric-3.0	750	2357	-
107	a2_49	二、增加僱用(b)臨時或季節性員工人數：49.維修技術類工作人員	discrete	numeric-3.0	750	2357	-
108	a2_50	二、增加僱用(b)臨時或季節性員工人數：50.操作技術類工作人員	discrete	numeric-3.0	750	2357	-
109	a2_51	二、增加僱用(b)臨時或季節性員工人數：51.組裝人員	discrete	numeric-3.0	750	2357	-
110	a2_52	二、增加僱用(b)臨時或季節性員工人數：52.駕駛及移運設備操作人員	discrete	numeric-2.0	750	2357	-
111	a2_53	二、增加僱用(b)臨時或季節性員工人數：53.其他技	discrete	numeric-3.0	750	2357	-

#	Name	Label	Type	Format	Valid	Invalid	Question
		藝、機械設備操作及組裝人員					
112	a2_54	二、增加僱用(b)臨時或季節性員工人數：54.清潔工	discrete	numeric-2.0	750	2357	-
113	a2_55	二、增加僱用(b)臨時或季節性員工人數：55.勞力工	discrete	numeric-4.0	750	2357	-
114	a2_56	二、增加僱用(b)臨時或季節性員工人數：56.其他基層技術工及勞力工	discrete	numeric-2.0	750	2357	-
115	a3_0	二、增加僱用(b1)部分工時員工人數：主管及經理人員	discrete	numeric-2.0	750	2357	-
116	a3_1	二、增加僱用(b1)部分工時員工人數：01.生產管理、品質管制工程師	discrete	numeric-2.0	750	2357	-
117	a3_2	二、增加僱用(b1)部分工時員工人數：02.製程工程師	discrete	numeric-2.0	750	2357	-
118	a3_3	二、增加僱用(b1)部分工時員工人數：03.環衛工程師	discrete	numeric-2.0	750	2357	-
119	a3_4	二、增加僱用(b1)部分工時員工人數：04.機械、化工、紡織、食品等工程師及研發人員	discrete	numeric-2.0	750	2357	-
120	a3_5	二、增加僱用(b1)部分工時員工人數：05.電科技工程師	discrete	numeric-2.0	750	2357	-
121	a3_6	二、增加僱用(b1)部分工時員工人數：06.營建、製圖、測量等專業人員	discrete	numeric-2.0	750	2357	-
122	a3_7	二、增加僱用(b1)部分工時員工人數：07.設計專業人員	discrete	numeric-2.0	750	2357	-
123	a3_8	二、增加僱用(b1)部分工時員工人數：08.醫療保健專業人員	discrete	numeric-2.0	750	2357	-
124	a3_9	二、增加僱用(b1)部分工時員工人數：09.會計專業人員	discrete	numeric-2.0	750	2357	-
125	a3_10	二、增加僱用(b1)部分工時員工人數：10.財務、保險、金融、投資等專業人員	discrete	numeric-2.0	750	2357	-
126	a3_11	二、增加僱用(b1)部分工時員工人數：11.人力資源專業人員	discrete	numeric-2.0	750	2357	-
127	a3_12	二、增加僱用(b1)部分工時員工人數：12.企劃、行銷、公關等專業人員	discrete	numeric-2.0	750	2357	-
128	a3_13	二、增加僱用(b1)部分工時員工人數：13.軟體、程式、網路、系統、資料庫等資訊專業人員	discrete	numeric-2.0	750	2357	-
129	a3_14	二、增加僱用(b1)部分工時員工人數：14.法務專業人員	discrete	numeric-2.0	750	2357	-

#	Name	Label	Type	Format	Valid	Invalid	Question
130	a3_15	二、增加僱用(b1)部分工時 員工人數：15.其他專業人員	discrete	numeric-2.0	750	2357	-
131	a3_16	二、增加僱用(b1)部分工時 員工人數：16.營建工程、 製圖技術員	discrete	numeric-2.0	750	2357	-
132	a3_17	二、增加僱用(b1)部分工時 員工人數：17.電機、電子 工程技術員	discrete	numeric-2.0	750	2357	-
133	a3_18	二、增加僱用(b1)部分工 時員工人數：18.機械、化 工、紡織、食品等技術員	discrete	numeric-2.0	750	2357	-
134	a3_19	二、增加僱用(b1)部分工時 員工人數：19.生產管理技 術員、品質管制技術員	discrete	numeric-2.0	750	2357	-
135	a3_20	二、增加僱用(b1)部分工時 員工人數：20.製程控制技 術員	discrete	numeric-2.0	750	2357	-
136	a3_21	二、增加僱用(b1)部分工時 員工人數：21.製造、營造 監督人員	discrete	numeric-2.0	750	2357	-
137	a3_22	二、增加僱用(b1)部分工時 員工人數：22.醫療保健助 理專業人員	discrete	numeric-2.0	750	2357	-
138	a3_23	二、增加僱用(b1)部分工 時員工人數：23.環衛類技 術員(含勞工安全類技術人 員)	discrete	numeric-3.0	750	2357	-
139	a3_24	二、增加僱用(b1)部分工時 員工人數：24.財務、金融 等助理人員	discrete	numeric-2.0	750	2357	-
140	a3_25	二、增加僱用(b1)部分工時 員工人數：25.會計助理人 員	discrete	numeric-2.0	750	2357	-
141	a3_26	二、增加僱用(b1)部分工時 員工人數：26.業務銷售、 貿易助理專業人員	discrete	numeric-2.0	750	2357	-
142	a3_27	二、增加僱用(b1)部分工時 員工人數：27.採購員	discrete	numeric-2.0	750	2357	-
143	a3_28	二、增加僱用(b1)部分工時 員工人數：28.人力資源助 理專業人員	discrete	numeric-2.0	750	2357	-
144	a3_29	二、增加僱用(b1)部分工時 員工人數：29.不動產經紀 人	discrete	numeric-2.0	750	2357	-
145	a3_30	二、增加僱用(b1)部分工時 員工人數：30.法務助理人 員	discrete	numeric-2.0	750	2357	-
146	a3_31	二、增加僱用(b1)部分工時 員工人數：31.資訊及通訊 傳播技術員	discrete	numeric-2.0	750	2357	-
147	a3_32	二、增加僱用(b1)部分工時 員工人數：32.其他技術員 及助理專業人員	discrete	numeric-2.0	750	2357	-

#	Name	Label	Type	Format	Valid	Invalid	Question
148	a3_33	二、增加僱用(b1)部分工時 員工人數：33.一般及文書 事務人員	discrete	numeric-2.0	750	2357	-
149	a3_34	二、增加僱用(b1)部分工時 員工人數：34.顧客服務事 務人員	discrete	numeric-2.0	750	2357	-
150	a3_35	二、增加僱用(b1)部分工 時員工人數：35.會計、生 產、運輸事務人員	discrete	numeric-2.0	750	2357	-
151	a3_36	二、增加僱用(b1)部分工時 員工人數：36.人事	discrete	numeric-2.0	750	2357	-
152	a3_37	二、增加僱用(b1)部分工時 員工人數：37.其他事務支 援人員	discrete	numeric-2.0	750	2357	-
153	a3_38	二、增加僱用(b1)部分工時 員工人數：38.車、船、機 上服務人員	discrete	numeric-2.0	750	2357	-
154	a3_39	二、增加僱用(b1)部分工時 員工人數：39.導遊及領隊	discrete	numeric-2.0	750	2357	-
155	a3_40	二、增加僱用(b1)部分工時 員工人數：40.廚師	discrete	numeric-2.0	750	2357	-
156	a3_41	二、增加僱用(b1)部分工時 員工人數：41.餐飲服務員	discrete	numeric-3.0	750	2357	-
157	a3_42	二、增加僱用(b1)部分工時 員工人數：42.商店銷售有 關人員及展售說明人員	discrete	numeric-3.0	750	2357	-
158	a3_43	二、增加僱用(b1)部分工時 員工人數：43.電話及網路 行銷人員	discrete	numeric-2.0	750	2357	-
159	a3_44	二、增加僱用(b1)部分工時 員工人數：44.健康照顧人 員、陪病人員	discrete	numeric-2.0	750	2357	-
160	a3_45	二、增加僱用(b1)部分工時 員工人數：45.保全(含建築 物管理員)	discrete	numeric-2.0	750	2357	-
161	a3_46	二、增加僱用(b1)部分工時 員工人數：46.其他服務及 銷售工作人員	discrete	numeric-2.0	750	2357	-
162	a3_47	二、增加僱用(b1)部分工時 員工人數：47.營建及有關 工作人員	discrete	numeric-2.0	750	2357	-
163	a3_48	二、增加僱用(b1)部分工時 員工人數：48.品質檢查人 員	discrete	numeric-3.0	750	2357	-
164	a3_49	二、增加僱用(b1)部分工時 員工人數：49.維修技術類 工作人員	discrete	numeric-2.0	750	2357	-
165	a3_50	二、增加僱用(b1)部分工時 員工人數：50.操作技術類 工作人員	discrete	numeric-2.0	750	2357	-
166	a3_51	二、增加僱用(b1)部分工時 員工人數：51.組裝人員	discrete	numeric-2.0	750	2357	-
167	a3_52	二、增加僱用(b1)部分工時 員工人數：52.駕駛及移運 設備操作人員	discrete	numeric-2.0	750	2357	-

#	Name	Label	Type	Format	Valid	Invalid	Question
168	a3_53	二、增加僱用(b1)部分工時 員工人數：53.其他技藝、 機械設備操作及組裝人員	discrete	numeric-2.0	750	2357	-
169	a3_54	二、增加僱用(b1)部分工時 員工人數：54.清潔工	discrete	numeric-2.0	750	2357	-
170	a3_55	二、增加僱用(b1)部分工時 員工人數：55.勞力工	discrete	numeric-4.0	750	2357	-
171	a3_56	二、增加僱用(b1)部分工時 員工人數：56.其他基層技 術工及勞力工	discrete	numeric-2.0	750	2357	-
172	a4_0	二、增加運用(c)他公司派 遣人力人數：主管及經理 人員	discrete	numeric-2.0	750	2357	-
173	a4_1	二、增加運用(c)他公司派 遣人力人數：01.生產管 理、品質管制工程師	discrete	numeric-2.0	750	2357	-
174	a4_2	二、增加運用(c)他公司派 遣人力人數：02.製程工程 師	discrete	numeric-2.0	750	2357	-
175	a4_3	二、增加運用(c)他公司派 遣人力人數：03.環衛工程 師	discrete	numeric-2.0	750	2357	-
176	a4_4	二、增加運用(c)他公司派 遣人力人數：04.機械、化 工、紡織、食品等工程師 及研發人員	discrete	numeric-2.0	750	2357	-
177	a4_5	二、增加運用(c)他公司派 遣人力人數：05.電科技工 程師	discrete	numeric-2.0	750	2357	-
178	a4_6	二、增加運用(c)他公司派 遣人力人數：06.營建、製 圖、測量等專業人員	discrete	numeric-2.0	750	2357	-
179	a4_7	二、增加運用(c)他公司派 遣人力人數：07.設計專業 人員	discrete	numeric-2.0	750	2357	-
180	a4_8	二、增加運用(c)他公司派 遣人力人數：08.醫療保健 專業人員	discrete	numeric-2.0	750	2357	-
181	a4_9	二、增加運用(c)他公司派 遣人力人數：09.會計專業 人員	discrete	numeric-2.0	750	2357	-
182	a4_10	二、增加運用(c)他公司派 遣人力人數：10.財務、保 險、金融、投資等專業人 員	discrete	numeric-2.0	750	2357	-
183	a4_11	二、增加運用(c)他公司派 遣人力人數：11.人力資源 專業人員	discrete	numeric-2.0	750	2357	-
184	a4_12	二、增加運用(c)他公司派 遣人力人數：12.企劃、行 銷、公關等專業人員	discrete	numeric-2.0	750	2357	-
185	a4_13	二、增加運用(c)他公司派 遣人力人數：13.軟體、程 式、網路、系統、資料庫 等資訊專業人員	discrete	numeric-2.0	750	2357	-

#	Name	Label	Type	Format	Valid	Invalid	Question
186	a4_14	二、增加運用(c)他公司派遣人力人數：14.法務專業人員	discrete	numeric-2.0	750	2357	-
187	a4_15	二、增加運用(c)他公司派遣人力人數：15.其他專業人員	discrete	numeric-2.0	750	2357	-
188	a4_16	二、增加運用(c)他公司派遣人力人數：16.營建工程、製圖技術員	discrete	numeric-2.0	750	2357	-
189	a4_17	二、增加運用(c)他公司派遣人力人數：17.電機、電子工程技術員	discrete	numeric-2.0	750	2357	-
190	a4_18	二、增加運用(c)他公司派遣人力人數：18.機械、化工、紡織、食品等技術員	discrete	numeric-2.0	750	2357	-
191	a4_19	二、增加運用(c)他公司派遣人力人數：19.生產管理技術員、品質管制技術員	discrete	numeric-2.0	750	2357	-
192	a4_20	二、增加運用(c)他公司派遣人力人數：20.製程控制技術員	discrete	numeric-2.0	750	2357	-
193	a4_21	二、增加運用(c)他公司派遣人力人數：21.製造、營造監督人員	discrete	numeric-2.0	750	2357	-
194	a4_22	二、增加運用(c)他公司派遣人力人數：22.醫療保健助理專業人員	discrete	numeric-2.0	750	2357	-
195	a4_23	二、增加運用(c)他公司派遣人力人數：23.環衛類技術員(含勞工安全類技術人員)	discrete	numeric-2.0	750	2357	-
196	a4_24	二、增加運用(c)他公司派遣人力人數：24.財務、金融等助理人員	discrete	numeric-2.0	750	2357	-
197	a4_25	二、增加運用(c)他公司派遣人力人數：25.會計助理人員	discrete	numeric-2.0	750	2357	-
198	a4_26	二、增加運用(c)他公司派遣人力人數：26.業務銷售、貿易助理專業人員	discrete	numeric-2.0	750	2357	-
199	a4_27	二、增加運用(c)他公司派遣人力人數：27.採購員	discrete	numeric-2.0	750	2357	-
200	a4_28	二、增加運用(c)他公司派遣人力人數：28.人力資源助理專業人員	discrete	numeric-2.0	750	2357	-
201	a4_29	二、增加運用(c)他公司派遣人力人數：29.不動產經紀人	discrete	numeric-2.0	750	2357	-
202	a4_30	二、增加運用(c)他公司派遣人力人數：30.法務助理人員	discrete	numeric-2.0	750	2357	-
203	a4_31	二、增加運用(c)他公司派遣人力人數：31.資訊及通訊傳播技術員	discrete	numeric-2.0	750	2357	-

#	Name	Label	Type	Format	Valid	Invalid	Question
204	a4_32	二、增加運用(c)他公司派遣人力人數：32.其他技術員及助理專業人員	discrete	numeric-2.0	750	2357	-
205	a4_33	二、增加運用(c)他公司派遣人力人數：33.一般及文書事務人員	discrete	numeric-2.0	750	2357	-
206	a4_34	二、增加運用(c)他公司派遣人力人數：34.顧客服務事務人員	discrete	numeric-2.0	750	2357	-
207	a4_35	二、增加運用(c)他公司派遣人力人數：35.會計、生產、運輸事務人員	discrete	numeric-2.0	750	2357	-
208	a4_36	二、增加運用(c)他公司派遣人力人數：36.人事	discrete	numeric-2.0	750	2357	-
209	a4_37	二、增加運用(c)他公司派遣人力人數：37.其他事務支援人員	discrete	numeric-2.0	750	2357	-
210	a4_38	二、增加運用(c)他公司派遣人力人數：38.車、船、機上服務人員	discrete	numeric-2.0	750	2357	-
211	a4_39	二、增加運用(c)他公司派遣人力人數：39.導遊及領隊	discrete	numeric-2.0	750	2357	-
212	a4_40	二、增加運用(c)他公司派遣人力人數：40.廚師	discrete	numeric-2.0	750	2357	-
213	a4_41	二、增加運用(c)他公司派遣人力人數：41.餐飲服務員	discrete	numeric-2.0	750	2357	-
214	a4_42	二、增加運用(c)他公司派遣人力人數：42.商店銷售有關人員及展售說明人員	discrete	numeric-2.0	750	2357	-
215	a4_43	二、增加運用(c)他公司派遣人力人數：43.電話及網路行銷人員	discrete	numeric-2.0	750	2357	-
216	a4_44	二、增加運用(c)他公司派遣人力人數：44.健康照顧人員、陪病人員	discrete	numeric-2.0	750	2357	-
217	a4_45	二、增加運用(c)他公司派遣人力人數：45.保全(含建築物管理員)	discrete	numeric-2.0	750	2357	-
218	a4_46	二、增加運用(c)他公司派遣人力人數：46.其他服務及銷售工作人員	discrete	numeric-2.0	750	2357	-
219	a4_47	二、增加運用(c)他公司派遣人力人數：47.營建及有關工作人員	discrete	numeric-2.0	750	2357	-
220	a4_48	二、增加運用(c)他公司派遣人力人數：48.品質檢查人員	discrete	numeric-2.0	750	2357	-
221	a4_49	二、增加運用(c)他公司派遣人力人數：49.維修技術類工作人員	discrete	numeric-2.0	750	2357	-
222	a4_50	二、增加運用(c)他公司派遣人力人數：50.操作技術類工作人員	discrete	numeric-3.0	750	2357	-

#	Name	Label	Type	Format	Valid	Invalid	Question
223	a4_51	二、增加運用(c)他公司派遣人力人數：51.組裝人員	discrete	numeric-3.0	750	2357	-
224	a4_52	二、增加運用(c)他公司派遣人力人數：52.駕駛及移運設備操作人員	discrete	numeric-2.0	750	2357	-
225	a4_53	二、增加運用(c)他公司派遣人力人數：53.其他技藝、機械設備操作及組裝人員	discrete	numeric-2.0	750	2357	-
226	a4_54	二、增加運用(c)他公司派遣人力人數：54.清潔工	discrete	numeric-2.0	750	2357	-
227	a4_55	二、增加運用(c)他公司派遣人力人數：55.勞力工	discrete	numeric-3.0	750	2357	-
228	a4_56	二、增加運用(c)他公司派遣人力人數：56.其他基層技術工及勞力工	discrete	numeric-2.0	750	2357	-

Group 各細職類人力需求減少人數

#	Name	Label	Type	Format	Valid	Invalid	Question
1	b1_0	二、減少僱用(d)經常性僱用員工人數：主管及經理人員	discrete	numeric-2.0	156	2951	-
2	b1_1	二、減少僱用(d)經常性僱用員工人數：01.生產管理、品質管制工程師	discrete	numeric-2.0	156	2951	-
3	b1_2	二、減少僱用(d)經常性僱用員工人數：02.製程工程師	discrete	numeric-2.0	156	2951	-
4	b1_3	二、減少僱用(d)經常性僱用員工人數：03.環衛工程師	discrete	numeric-2.0	156	2951	-
5	b1_4	二、減少僱用(d)經常性僱用員工人數：04.機械、化工、紡織、食品等工程師及研發人員	discrete	numeric-2.0	156	2951	-
6	b1_5	二、減少僱用(d)經常性僱用員工人數：05.電科技工程師	discrete	numeric-2.0	156	2951	-
7	b1_6	二、減少僱用(d)經常性僱用員工人數：06.營建、製圖、測量等專業人員	discrete	numeric-2.0	156	2951	-
8	b1_7	二、減少僱用(d)經常性僱用員工人數：07.設計專業人員	discrete	numeric-2.0	156	2951	-
9	b1_8	二、減少僱用(d)經常性僱用員工人數：08.醫療保健專業人員	discrete	numeric-2.0	156	2951	-
10	b1_9	二、減少僱用(d)經常性僱用員工人數：09.會計專業人員	discrete	numeric-2.0	156	2951	-
11	b1_10	二、減少僱用(d)經常性僱用員工人數：10.財務、保險、金融、投資等專業人員	discrete	numeric-2.0	156	2951	-

#	Name	Label	Type	Format	Valid	Invalid	Question
12	b1_11	二、減少僱用(d)經常性僱用員工人數：11.人力資源專業人員	discrete	numeric-2.0	156	2951	-
13	b1_12	二、減少僱用(d)經常性僱用員工人數：12.企劃、行銷、公關等專業人員	discrete	numeric-3.0	156	2951	-
14	b1_13	二、減少僱用(d)經常性僱用員工人數：13.軟體、程式、網路、系統、資料庫等資訊專業人員	discrete	numeric-2.0	156	2951	-
15	b1_14	二、減少僱用(d)經常性僱用員工人數：14.法務專業人員	discrete	numeric-2.0	156	2951	-
16	b1_15	二、減少僱用(d)經常性僱用員工人數：15.其他專業人員	discrete	numeric-3.0	156	2951	-
17	b1_16	二、減少僱用(d)經常性僱用員工人數：16.營建工程、製圖技術員	discrete	numeric-2.0	156	2951	-
18	b1_17	二、減少僱用(d)經常性僱用員工人數：17.電機、電子工程技術員	discrete	numeric-2.0	156	2951	-
19	b1_18	二、減少僱用(d)經常性僱用員工人數：18.機械、化工、紡織、食品等技術員	discrete	numeric-2.0	156	2951	-
20	b1_19	二、減少僱用(d)經常性僱用員工人數：19.生產管理技術員、品質管制技術員	discrete	numeric-2.0	156	2951	-
21	b1_20	二、減少僱用(d)經常性僱用員工人數：20.製程控制技術員	discrete	numeric-2.0	156	2951	-
22	b1_21	二、減少僱用(d)經常性僱用員工人數：21.製造、營造監督人員	discrete	numeric-2.0	156	2951	-
23	b1_22	二、減少僱用(d)經常性僱用員工人數：22.醫療保健助理專業人員	discrete	numeric-2.0	156	2951	-
24	b1_23	二、減少僱用(d)經常性僱用員工人數：23.環衛類技術員(含勞工安全類技術人員)	discrete	numeric-2.0	156	2951	-
25	b1_24	二、減少僱用(d)經常性僱用員工人數：24.財務、金融等助理人員	discrete	numeric-2.0	156	2951	-
26	b1_25	二、減少僱用(d)經常性僱用員工人數：25.會計助理人員	discrete	numeric-2.0	156	2951	-
27	b1_26	二、減少僱用(d)經常性僱用員工人數：26.業務銷售、貿易助理專業人員	discrete	numeric-3.0	156	2951	-
28	b1_27	二、減少僱用(d)經常性僱用員工人數：27.採購員	discrete	numeric-2.0	156	2951	-
29	b1_28	二、減少僱用(d)經常性僱用員工人數：28.人力資源助理專業人員	discrete	numeric-2.0	156	2951	-

#	Name	Label	Type	Format	Valid	Invalid	Question
30	b1_29	二、減少僱用(d)經常性僱用員工人數：29.不動產經紀人	discrete	numeric-2.0	156	2951	-
31	b1_30	二、減少僱用(d)經常性僱用員工人數：30.法務助理人員	discrete	numeric-2.0	156	2951	-
32	b1_31	二、減少僱用(d)經常性僱用員工人數：31.資訊及通訊傳播技術員	discrete	numeric-3.0	156	2951	-
33	b1_32	二、減少僱用(d)經常性僱用員工人數：32.其他技術員及助理專業人員	discrete	numeric-2.0	156	2951	-
34	b1_33	二、減少僱用(d)經常性僱用員工人數：33.一般及文書事務人員	discrete	numeric-4.0	156	2951	-
35	b1_34	二、減少僱用(d)經常性僱用員工人數：34.顧客服務事務人員	discrete	numeric-3.0	156	2951	-
36	b1_35	二、減少僱用(d)經常性僱用員工人數：35.會計、生產、運輸事務人員	discrete	numeric-2.0	156	2951	-
37	b1_36	二、減少僱用(d)經常性僱用員工人數：36.人事	discrete	numeric-2.0	156	2951	-
38	b1_37	二、減少僱用(d)經常性僱用員工人數：37.其他事務支援人員	discrete	numeric-2.0	156	2951	-
39	b1_38	二、減少僱用(d)經常性僱用員工人數：38.車、船、機上服務人員	discrete	numeric-2.0	156	2951	-
40	b1_39	二、減少僱用(d)經常性僱用員工人數：39.導遊及領隊	discrete	numeric-3.0	156	2951	-
41	b1_40	二、減少僱用(d)經常性僱用員工人數：40.廚師	discrete	numeric-2.0	156	2951	-
42	b1_41	二、減少僱用(d)經常性僱用員工人數：41.餐飲服務員	discrete	numeric-3.0	156	2951	-
43	b1_42	二、減少僱用(d)經常性僱用員工人數：42.商店銷售有關人員及展售說明人員	discrete	numeric-3.0	156	2951	-
44	b1_43	二、減少僱用(d)經常性僱用員工人數：43.電話及網路行銷人員	discrete	numeric-2.0	156	2951	-
45	b1_44	二、減少僱用(d)經常性僱用員工人數：44.健康照顧人員、陪病人員	discrete	numeric-2.0	156	2951	-
46	b1_45	二、減少僱用(d)經常性僱用員工人數：45.保全(含建築物管理員)	discrete	numeric-3.0	156	2951	-
47	b1_46	二、減少僱用(d)經常性僱用員工人數：46.其他服務及銷售工作人員	discrete	numeric-2.0	156	2951	-
48	b1_47	二、減少僱用(d)經常性僱用員工人數：47.營建及有關工作人員	discrete	numeric-2.0	156	2951	-

#	Name	Label	Type	Format	Valid	Invalid	Question
49	b1_48	二、減少僱用(d)經常性僱用員工人數：48.品質檢查人員	discrete	numeric-2.0	156	2951	-
50	b1_49	二、減少僱用(d)經常性僱用員工人數：49.維修技術類工作人員	discrete	numeric-2.0	156	2951	-
51	b1_50	二、減少僱用(d)經常性僱用員工人數：50.操作技術類工作人員	discrete	numeric-4.0	156	2951	-
52	b1_51	二、減少僱用(d)經常性僱用員工人數：51.組裝人員	discrete	numeric-3.0	156	2951	-
53	b1_52	二、減少僱用(d)經常性僱用員工人數：52.駕駛及移運設備操作人員	discrete	numeric-2.0	156	2951	-
54	b1_53	二、減少僱用(d)經常性僱用員工人數：53.其他技藝、機械設備操作及組裝人員	discrete	numeric-2.0	156	2951	-
55	b1_54	二、減少僱用(d)經常性僱用員工人數：54.清潔工	discrete	numeric-3.0	156	2951	-
56	b1_55	二、減少僱用(d)經常性僱用員工人數：55.勞力工	discrete	numeric-2.0	156	2951	-
57	b1_56	二、減少僱用(d)經常性僱用員工人數：56.其他基層技術工及勞力工	discrete	numeric-2.0	156	2951	-
58	b2_0	二、減少僱用(e)臨時或季節性員工人數：主管及經理人員	discrete	numeric-2.0	156	2951	-
59	b2_1	二、減少僱用(e)臨時或季節性員工人數：01.生產管理、品質管制工程師	discrete	numeric-2.0	156	2951	-
60	b2_2	二、減少僱用(e)臨時或季節性員工人數：02.製程工程師	discrete	numeric-2.0	156	2951	-
61	b2_3	二、減少僱用(e)臨時或季節性員工人數：03.環衛工程師	discrete	numeric-2.0	156	2951	-
62	b2_4	二、減少僱用(e)臨時或季節性員工人數：04.機械、化工、紡織、食品等工程師及研發人員	discrete	numeric-2.0	156	2951	-
63	b2_5	二、減少僱用(e)臨時或季節性員工人數：05.電科技工程師	discrete	numeric-2.0	156	2951	-
64	b2_6	二、減少僱用(e)臨時或季節性員工人數：06.營建、製圖、測量等專業人員	discrete	numeric-2.0	156	2951	-
65	b2_7	二、減少僱用(e)臨時或季節性員工人數：07.設計專業人員	discrete	numeric-2.0	156	2951	-
66	b2_8	二、減少僱用(e)臨時或季節性員工人數：08.醫療保健專業人員	discrete	numeric-2.0	156	2951	-

#	Name	Label	Type	Format	Valid	Invalid	Question
67	b2_9	二、減少僱用(e)臨時或季節性員工人數：09.會計專業人員	discrete	numeric-2.0	156	2951	-
68	b2_10	二、減少僱用(e)臨時或季節性員工人數：10.財務、保險、金融、投資等專業人員	discrete	numeric-2.0	156	2951	-
69	b2_11	二、減少僱用(e)臨時或季節性員工人數：11.人力資源專業人員	discrete	numeric-2.0	156	2951	-
70	b2_12	二、減少僱用(e)臨時或季節性員工人數：12.企劃、行銷、公關等專業人員	discrete	numeric-2.0	156	2951	-
71	b2_13	二、減少僱用(e)臨時或季節性員工人數：13.軟體、程式、網路、系統、資料庫等資訊專業人員	discrete	numeric-2.0	156	2951	-
72	b2_14	二、減少僱用(e)臨時或季節性員工人數：14.法務專業人員	discrete	numeric-2.0	156	2951	-
73	b2_15	二、減少僱用(e)臨時或季節性員工人數：15.其他專業人員	discrete	numeric-2.0	156	2951	-
74	b2_16	二、減少僱用(e)臨時或季節性員工人數：16.營建工程、製圖技術員	discrete	numeric-3.0	156	2951	-
75	b2_17	二、減少僱用(e)臨時或季節性員工人數：17.電機、電子工程技術員	discrete	numeric-2.0	156	2951	-
76	b2_18	二、減少僱用(e)臨時或季節性員工人數：18.機械、化工、紡織、食品等技術員	discrete	numeric-2.0	156	2951	-
77	b2_19	二、減少僱用(e)臨時或季節性員工人數：19.生產管理技術員、品質管制技術員	discrete	numeric-2.0	156	2951	-
78	b2_20	二、減少僱用(e)臨時或季節性員工人數：20.製程控制技術員	discrete	numeric-2.0	156	2951	-
79	b2_21	二、減少僱用(e)臨時或季節性員工人數：21.製造、營造監督人員	discrete	numeric-2.0	156	2951	-
80	b2_22	二、減少僱用(e)臨時或季節性員工人數：22.醫療保健助理專業人員	discrete	numeric-2.0	156	2951	-
81	b2_23	二、減少僱用(e)臨時或季節性員工人數：23.環衛類技術員(含勞工安全類技術人員)	discrete	numeric-2.0	156	2951	-
82	b2_24	二、減少僱用(e)臨時或季節性員工人數：24.財務、金融等助理人員	discrete	numeric-2.0	156	2951	-
83	b2_25	二、減少僱用(e)臨時或季節性員工人數：25.會計助理人員	discrete	numeric-2.0	156	2951	-

#	Name	Label	Type	Format	Valid	Invalid	Question
84	b2_26	二、減少僱用(e)臨時或季節性員工人數：26.業務銷售、貿易助理專業人員	discrete	numeric-2.0	156	2951	-
85	b2_27	二、減少僱用(e)臨時或季節性員工人數：27.採購員	discrete	numeric-2.0	156	2951	-
86	b2_28	二、減少僱用(e)臨時或季節性員工人數：28.人力資源助理專業人員	discrete	numeric-2.0	156	2951	-
87	b2_29	二、減少僱用(e)臨時或季節性員工人數：29.不動產經紀人	discrete	numeric-2.0	156	2951	-
88	b2_30	二、減少僱用(e)臨時或季節性員工人數：30.法務助理人員	discrete	numeric-2.0	156	2951	-
89	b2_31	二、減少僱用(e)臨時或季節性員工人數：31.資訊及通訊傳播技術員	discrete	numeric-2.0	156	2951	-
90	b2_32	二、減少僱用(e)臨時或季節性員工人數：32.其他技術員及助理專業人員	discrete	numeric-3.0	156	2951	-
91	b2_33	二、減少僱用(e)臨時或季節性員工人數：33.一般及文書事務人員	discrete	numeric-3.0	156	2951	-
92	b2_34	二、減少僱用(e)臨時或季節性員工人數：34.顧客服務事務人員	discrete	numeric-3.0	156	2951	-
93	b2_35	二、減少僱用(e)臨時或季節性員工人數：35.會計、生產、運輸事務人員	discrete	numeric-2.0	156	2951	-
94	b2_36	二、減少僱用(e)臨時或季節性員工人數：36.人事	discrete	numeric-2.0	156	2951	-
95	b2_37	二、減少僱用(e)臨時或季節性員工人數：37.其他事務支援人員	discrete	numeric-2.0	156	2951	-
96	b2_38	二、減少僱用(e)臨時或季節性員工人數：38.車、船、機上服務人員	discrete	numeric-2.0	156	2951	-
97	b2_39	二、減少僱用(e)臨時或季節性員工人數：39.導遊及領隊	discrete	numeric-2.0	156	2951	-
98	b2_40	二、減少僱用(e)臨時或季節性員工人數：40.廚師	discrete	numeric-2.0	156	2951	-
99	b2_41	二、減少僱用(e)臨時或季節性員工人數：41.餐飲服務員	discrete	numeric-4.0	156	2951	-
100	b2_42	二、減少僱用(e)臨時或季節性員工人數：42.商店銷售有關人員及展售說明人員	discrete	numeric-4.0	156	2951	-
101	b2_43	二、減少僱用(e)臨時或季節性員工人數：43.電話及網路行銷人員	discrete	numeric-2.0	156	2951	-
102	b2_44	二、減少僱用(e)臨時或季節性員工人數：44.健康照顧人員、陪病人員	discrete	numeric-2.0	156	2951	-

#	Name	Label	Type	Format	Valid	Invalid	Question
103	b2_45	二、減少僱用(e)臨時或季節性員工人數：45.保全(含建築物管理員)	discrete	numeric-2.0	156	2951	-
104	b2_46	二、減少僱用(e)臨時或季節性員工人數：46.其他服務及銷售工作人員	discrete	numeric-2.0	156	2951	-
105	b2_47	二、減少僱用(e)臨時或季節性員工人數：47.營建及有關工作人員	discrete	numeric-2.0	156	2951	-
106	b2_48	二、減少僱用(e)臨時或季節性員工人數：48.品質檢查人員	discrete	numeric-2.0	156	2951	-
107	b2_49	二、減少僱用(e)臨時或季節性員工人數：49.維修技術類工作人員	discrete	numeric-2.0	156	2951	-
108	b2_50	二、減少僱用(e)臨時或季節性員工人數：50.操作技術類工作人員	discrete	numeric-2.0	156	2951	-
109	b2_51	二、減少僱用(e)臨時或季節性員工人數：51.組裝人員	discrete	numeric-3.0	156	2951	-
110	b2_52	二、減少僱用(e)臨時或季節性員工人數：52.駕駛及移運設備操作人員	discrete	numeric-2.0	156	2951	-
111	b2_53	二、減少僱用(e)臨時或季節性員工人數：53.其他技藝、機械設備操作及組裝人員	discrete	numeric-2.0	156	2951	-
112	b2_54	二、減少僱用(e)臨時或季節性員工人數：54.清潔工	discrete	numeric-3.0	156	2951	-
113	b2_55	二、減少僱用(e)臨時或季節性員工人數：55.勞力工	discrete	numeric-3.0	156	2951	-
114	b2_56	二、減少僱用(e)臨時或季節性員工人數：56.其他基層技術工及勞力工	discrete	numeric-2.0	156	2951	-
115	b3_0	二、減少僱用(e1)部分工時員工人數：主管及經理人員	discrete	numeric-2.0	156	2951	-
116	b3_1	二、減少僱用(e1)部分工時員工人數：01.生產管理、品質管制工程師	discrete	numeric-2.0	156	2951	-
117	b3_2	二、減少僱用(e1)部分工時員工人數：02.製程工程師	discrete	numeric-2.0	156	2951	-
118	b3_3	二、減少僱用(e1)部分工時員工人數：03.環衛工程師	discrete	numeric-2.0	156	2951	-
119	b3_4	二、減少僱用(e1)部分工時員工人數：04.機械、化工、紡織、食品等工程師及研發人員	discrete	numeric-2.0	156	2951	-
120	b3_5	二、減少僱用(e1)部分工時員工人數：05.電科技工程師	discrete	numeric-2.0	156	2951	-
121	b3_6	二、減少僱用(e1)部分工時員工人數：06.營建、製圖、測量等專業人員	discrete	numeric-2.0	156	2951	-

#	Name	Label	Type	Format	Valid	Invalid	Question
122	b3_7	二、減少僱用(e1)部分工時 員工人數：07.設計專業人員	discrete	numeric-2.0	156	2951	-
123	b3_8	二、減少僱用(e1)部分工時 員工人數：08.醫療保健專業人員	discrete	numeric-2.0	156	2951	-
124	b3_9	二、減少僱用(e1)部分工時 員工人數：09.會計專業人員	discrete	numeric-2.0	156	2951	-
125	b3_10	二、減少僱用(e1)部分工 時員工人數：10.財務、保 險、金融、投資等專業人員	discrete	numeric-2.0	156	2951	-
126	b3_11	二、減少僱用(e1)部分工時 員工人數：11.人力資源專 業人員	discrete	numeric-2.0	156	2951	-
127	b3_12	二、減少僱用(e1)部分工 時員工人數：12.企劃、行 銷、公關等專業人員	discrete	numeric-2.0	156	2951	-
128	b3_13	二、減少僱用(e1)部分工 時員工人數：13.軟體、程 式、網路、系統、資料庫 等資訊專業人員	discrete	numeric-2.0	156	2951	-
129	b3_14	二、減少僱用(e1)部分工時 員工人數：14.法務專業人 員	discrete	numeric-2.0	156	2951	-
130	b3_15	二、減少僱用(e1)部分工時 員工人數：15.其他專業人 員	discrete	numeric-2.0	156	2951	-
131	b3_16	二、減少僱用(e1)部分工時 員工人數：16.營建工程、 製圖技術員	discrete	numeric-2.0	156	2951	-
132	b3_17	二、減少僱用(e1)部分工時 員工人數：17.電機、電子 工程技術員	discrete	numeric-2.0	156	2951	-
133	b3_18	二、減少僱用(e1)部分工 時員工人數：18.機械、化 工、紡織、食品等技術員	discrete	numeric-2.0	156	2951	-
134	b3_19	二、減少僱用(e1)部分工時 員工人數：19.生產管理技 術員、品質管制技術員	discrete	numeric-2.0	156	2951	-
135	b3_20	二、減少僱用(e1)部分工時 員工人數：20.製程控制技 術員	discrete	numeric-2.0	156	2951	-
136	b3_21	二、減少僱用(e1)部分工時 員工人數：21.製造、營造 監督人員	discrete	numeric-2.0	156	2951	-
137	b3_22	二、減少僱用(e1)部分工時 員工人數：22.醫療保健助 理專業人員	discrete	numeric-2.0	156	2951	-
138	b3_23	二、減少僱用(e1)部分工 時員工人數：23.環衛類技 術員(含勞工安全類技術人 員)	discrete	numeric-2.0	156	2951	-

#	Name	Label	Type	Format	Valid	Invalid	Question
139	b3_24	二、減少僱用(e1)部分工時 員工人數：24.財務、金融 等助理人員	discrete	numeric-2.0	156	2951	-
140	b3_25	二、減少僱用(e1)部分工時 員工人數：25.會計助理人 員	discrete	numeric-2.0	156	2951	-
141	b3_26	二、減少僱用(e1)部分工時 員工人數：26.業務銷售、 貿易助理專業人員	discrete	numeric-2.0	156	2951	-
142	b3_27	二、減少僱用(e1)部分工時 員工人數：27.採購員	discrete	numeric-2.0	156	2951	-
143	b3_28	二、減少僱用(e1)部分工時 員工人數：28.人力資源助 理專業人員	discrete	numeric-2.0	156	2951	-
144	b3_29	二、減少僱用(e1)部分工時 員工人數：29.不動產經紀 人	discrete	numeric-2.0	156	2951	-
145	b3_30	二、減少僱用(e1)部分工時 員工人數：30.法務助理人 員	discrete	numeric-2.0	156	2951	-
146	b3_31	二、減少僱用(e1)部分工時 員工人數：31.資訊及通訊 傳播技術員	discrete	numeric-2.0	156	2951	-
147	b3_32	二、減少僱用(e1)部分工時 員工人數：32.其他技術員 及助理專業人員	discrete	numeric-3.0	156	2951	-
148	b3_33	二、減少僱用(e1)部分工時 員工人數：33.一般及文書 事務人員	discrete	numeric-2.0	156	2951	-
149	b3_34	二、減少僱用(e1)部分工時 員工人數：34.顧客服務事 務人員	discrete	numeric-2.0	156	2951	-
150	b3_35	二、減少僱用(e1)部分工 時員工人數：35.會計、生 產、運輸事務人員	discrete	numeric-2.0	156	2951	-
151	b3_36	二、減少僱用(e1)部分工時 員工人數：36.人事	discrete	numeric-2.0	156	2951	-
152	b3_37	二、減少僱用(e1)部分工時 員工人數：37.其他事務支 援人員	discrete	numeric-2.0	156	2951	-
153	b3_38	二、減少僱用(e1)部分工時 員工人數：38.車、船、機 上服務人員	discrete	numeric-2.0	156	2951	-
154	b3_39	二、減少僱用(e1)部分工時 員工人數：39.導遊及領隊	discrete	numeric-2.0	156	2951	-
155	b3_40	二、減少僱用(e1)部分工時 員工人數：40.廚師	discrete	numeric-2.0	156	2951	-
156	b3_41	二、減少僱用(e1)部分工時 員工人數：41.餐飲服務員	discrete	numeric-4.0	156	2951	-
157	b3_42	二、減少僱用(e1)部分工時 員工人數：42.商店銷售有 關人員及展售說明人員	discrete	numeric-4.0	156	2951	-
158	b3_43	二、減少僱用(e1)部分工時 員工人數：43.電話及網路 行銷人員	discrete	numeric-2.0	156	2951	-

#	Name	Label	Type	Format	Valid	Invalid	Question
159	b3_44	二、減少僱用(e1)部分工時 員工人數：44.健康照顧人員、陪病人員	discrete	numeric-2.0	156	2951	-
160	b3_45	二、減少僱用(e1)部分工時 員工人數：45.保全(含建築物管理員)	discrete	numeric-2.0	156	2951	-
161	b3_46	二、減少僱用(e1)部分工時 員工人數：46.其他服務及銷售工作人員	discrete	numeric-2.0	156	2951	-
162	b3_47	二、減少僱用(e1)部分工時 員工人數：47.營建及有關工作人員	discrete	numeric-2.0	156	2951	-
163	b3_48	二、減少僱用(e1)部分工時 員工人數：48.品質檢查人員	discrete	numeric-2.0	156	2951	-
164	b3_49	二、減少僱用(e1)部分工時 員工人數：49.維修技術類工作人員	discrete	numeric-2.0	156	2951	-
165	b3_50	二、減少僱用(e1)部分工時 員工人數：50.操作技術類工作人員	discrete	numeric-2.0	156	2951	-
166	b3_51	二、減少僱用(e1)部分工時 員工人數：51.組裝人員	discrete	numeric-2.0	156	2951	-
167	b3_52	二、減少僱用(e1)部分工時 員工人數：52.駕駛及移運設備操作人員	discrete	numeric-2.0	156	2951	-
168	b3_53	二、減少僱用(e1)部分工時 員工人數：53.其他技藝、機械設備操作及組裝人員	discrete	numeric-2.0	156	2951	-
169	b3_54	二、減少僱用(e1)部分工時 員工人數：54.清潔工	discrete	numeric-2.0	156	2951	-
170	b3_55	二、減少僱用(e1)部分工時 員工人數：55.勞力工	discrete	numeric-3.0	156	2951	-
171	b3_56	二、減少僱用(e1)部分工時 員工人數：56.其他基層技術工及勞力工	discrete	numeric-2.0	156	2951	-
172	b4_0	二、減少運用(f)他公司派遣人力人數：主管及經理人員	discrete	numeric-2.0	156	2951	-
173	b4_1	二、減少運用(f)他公司派遣人力人數：01.生產管理、品質管制工程師	discrete	numeric-2.0	156	2951	-
174	b4_2	二、減少運用(f)他公司派遣人力人數：02.製程工程師	discrete	numeric-2.0	156	2951	-
175	b4_3	二、減少運用(f)他公司派遣人力人數：03.環衛工程師	discrete	numeric-2.0	156	2951	-
176	b4_4	二、減少運用(f)他公司派遣人力人數：04.機械、化工、紡織、食品等工程師及研發人員	discrete	numeric-2.0	156	2951	-
177	b4_5	二、減少運用(f)他公司派遣人力人數：05.電科技工程師	discrete	numeric-2.0	156	2951	-

#	Name	Label	Type	Format	Valid	Invalid	Question
178	b4_6	二、減少運用(f)他公司派遣人力人數：06.營建、製圖、測量等專業人員	discrete	numeric-2.0	156	2951	-
179	b4_7	二、減少運用(f)他公司派遣人力人數：07.設計專業人員	discrete	numeric-2.0	156	2951	-
180	b4_8	二、減少運用(f)他公司派遣人力人數：08.醫療保健專業人員	discrete	numeric-2.0	156	2951	-
181	b4_9	二、減少運用(f)他公司派遣人力人數：09.會計專業人員	discrete	numeric-2.0	156	2951	-
182	b4_10	二、減少運用(f)他公司派遣人力人數：10.財務、保險、金融、投資等專業人員	discrete	numeric-2.0	156	2951	-
183	b4_11	二、減少運用(f)他公司派遣人力人數：11.人力資源專業人員	discrete	numeric-2.0	156	2951	-
184	b4_12	二、減少運用(f)他公司派遣人力人數：12.企劃、行銷、公關等專業人員	discrete	numeric-2.0	156	2951	-
185	b4_13	二、減少運用(f)他公司派遣人力人數：13.軟體、程式、網路、系統、資料庫等資訊專業人員	discrete	numeric-2.0	156	2951	-
186	b4_14	二、減少運用(f)他公司派遣人力人數：14.法務專業人員	discrete	numeric-2.0	156	2951	-
187	b4_15	二、減少運用(f)他公司派遣人力人數：15.其他專業人員	discrete	numeric-2.0	156	2951	-
188	b4_16	二、減少運用(f)他公司派遣人力人數：16.營建工程、製圖技術員	discrete	numeric-2.0	156	2951	-
189	b4_17	二、減少運用(f)他公司派遣人力人數：17.電機、電子工程技術員	discrete	numeric-2.0	156	2951	-
190	b4_18	二、減少運用(f)他公司派遣人力人數：18.機械、化工、紡織、食品等技術員	discrete	numeric-2.0	156	2951	-
191	b4_19	二、減少運用(f)他公司派遣人力人數：19.生產管理技術員、品質管制技術員	discrete	numeric-2.0	156	2951	-
192	b4_20	二、減少運用(f)他公司派遣人力人數：20.製程控制技術員	discrete	numeric-2.0	156	2951	-
193	b4_21	二、減少運用(f)他公司派遣人力人數：21.製造、營造監督人員	discrete	numeric-2.0	156	2951	-
194	b4_22	二、減少運用(f)他公司派遣人力人數：22.醫療保健助理專業人員	discrete	numeric-2.0	156	2951	-
195	b4_23	二、減少運用(f)他公司派遣人力人數：23.環衛類技	discrete	numeric-2.0	156	2951	-

#	Name	Label	Type	Format	Valid	Invalid	Question
		術員(含勞工安全類技術人員)					
196	b4_24	二、減少運用(f)他公司派遣人力人數：24.財務、金融等助理人員	discrete	numeric-2.0	156	2951	-
197	b4_25	二、減少運用(f)他公司派遣人力人數：25.會計助理人員	discrete	numeric-2.0	156	2951	-
198	b4_26	二、減少運用(f)他公司派遣人力人數：26.業務銷售、貿易助理專業人員	discrete	numeric-2.0	156	2951	-
199	b4_27	二、減少運用(f)他公司派遣人力人數：27.採購員	discrete	numeric-2.0	156	2951	-
200	b4_28	二、減少運用(f)他公司派遣人力人數：28.人力資源助理專業人員	discrete	numeric-2.0	156	2951	-
201	b4_29	二、減少運用(f)他公司派遣人力人數：29.不動產經紀人	discrete	numeric-2.0	156	2951	-
202	b4_30	二、減少運用(f)他公司派遣人力人數：30.法務助理人員	discrete	numeric-2.0	156	2951	-
203	b4_31	二、減少運用(f)他公司派遣人力人數：31.資訊及通訊傳播技術員	discrete	numeric-2.0	156	2951	-
204	b4_32	二、減少運用(f)他公司派遣人力人數：32.其他技術員及助理專業人員	discrete	numeric-2.0	156	2951	-
205	b4_33	二、減少運用(f)他公司派遣人力人數：33.一般及文書事務人員	discrete	numeric-2.0	156	2951	-
206	b4_34	二、減少運用(f)他公司派遣人力人數：34.顧客服務事務人員	discrete	numeric-2.0	156	2951	-
207	b4_35	二、減少運用(f)他公司派遣人力人數：35.會計、生產、運輸事務人員	discrete	numeric-2.0	156	2951	-
208	b4_36	二、減少運用(f)他公司派遣人力人數：36.人事	discrete	numeric-2.0	156	2951	-
209	b4_37	二、減少運用(f)他公司派遣人力人數：37.其他事務支援人員	discrete	numeric-2.0	156	2951	-
210	b4_38	二、減少運用(f)他公司派遣人力人數：38.車、船、機上服務人員	discrete	numeric-2.0	156	2951	-
211	b4_39	二、減少運用(f)他公司派遣人力人數：39.導遊及領隊	discrete	numeric-2.0	156	2951	-
212	b4_40	二、減少運用(f)他公司派遣人力人數：40.廚師	discrete	numeric-2.0	156	2951	-
213	b4_41	二、減少運用(f)他公司派遣人力人數：41.餐飲服務員	discrete	numeric-2.0	156	2951	-

#	Name	Label	Type	Format	Valid	Invalid	Question
214	b4_42	二、減少運用(f)他公司派遣人力人數：42.商店銷售有關人員及展售說明人員	discrete	numeric-2.0	156	2951	-
215	b4_43	二、減少運用(f)他公司派遣人力人數：43.電話及網路行銷人員	discrete	numeric-2.0	156	2951	-
216	b4_44	二、減少運用(f)他公司派遣人力人數：44.健康照顧人員、陪病人員	discrete	numeric-2.0	156	2951	-
217	b4_45	二、減少運用(f)他公司派遣人力人數：45.保全(含建築物管理員)	discrete	numeric-2.0	156	2951	-
218	b4_46	二、減少運用(f)他公司派遣人力人數：46.其他服務及銷售工作人員	discrete	numeric-2.0	156	2951	-
219	b4_47	二、減少運用(f)他公司派遣人力人數：47.營建及有關工作人員	discrete	numeric-2.0	156	2951	-
220	b4_48	二、減少運用(f)他公司派遣人力人數：48.品質檢查人員	discrete	numeric-2.0	156	2951	-
221	b4_49	二、減少運用(f)他公司派遣人力人數：49.維修技術類工作人員	discrete	numeric-2.0	156	2951	-
222	b4_50	二、減少運用(f)他公司派遣人力人數：50.操作技術類工作人員	discrete	numeric-2.0	156	2951	-
223	b4_51	二、減少運用(f)他公司派遣人力人數：51.組裝人員	discrete	numeric-2.0	156	2951	-
224	b4_52	二、減少運用(f)他公司派遣人力人數：52.駕駛及移運設備操作人員	discrete	numeric-2.0	156	2951	-
225	b4_53	二、減少運用(f)他公司派遣人力人數：53.其他技藝、機械設備操作及組裝人員	discrete	numeric-2.0	156	2951	-
226	b4_54	二、減少運用(f)他公司派遣人力人數：54.清潔工	discrete	numeric-2.0	156	2951	-
227	b4_55	二、減少運用(f)他公司派遣人力人數：55.勞力工	discrete	numeric-2.0	156	2951	-
228	b4_56	二、減少運用(f)他公司派遣人力人數：56.其他基層技術工及勞力工	discrete	numeric-2.0	156	2951	-

Variables Description

Dataset contains 637 variable(s)

File : data108s03

id: 樣本編號

Information [Type= continuous] [Format=numeric] [Range= 8310001-8326114] [Missing=*]

Statistics [NW/ W] [Valid=3107 /-] [Invalid=0 /-] [Mean=8316123.076 /-] [StdDev=6169.159 /-]

ind: 行業別(大類)

Information [Type= discrete] [Format=numeric] [Range= 1-14] [Missing=*]

Statistics [NW/ W] [Valid=3107 /-] [Invalid=0 /-]

Value	Label	Cases	Percentage
1	製造業	1441	46.4%
3	營建工程業	130	4.2%
4	批發及零售業	480	15.4%
5	運輸及倉儲業	125	4.0%
6	住宿及餐飲業	171	5.5%
7	出版、影音製作、傳播及資訊服務業	139	4.5%
8	金融及保險業	113	3.6%
9	不動產業	30	1.0%
10	專業、科學及技術服務業	127	4.1%
11	支援服務業	196	6.3%
12	醫療保健及社會工作服務業	90	2.9%
13	藝術、娛樂及休閒服務業	35	1.1%
14	其他服務業	30	1.0%

Warning: these figures indicate the number of cases found in the data file. They cannot be interpreted as summary statistics of the population of interest.

industry: 行業別(中類)

Information [Type= continuous] [Format=numeric] [Range= 8-96] [Missing=*]

Statistics [NW/ W] [Valid=3107 /-] [Invalid=0 /-]

Value	Label	Cases	Percentage
8	食品及飼品製造業	92	3.0%
9	飲料製造業	11	0.4%
11	紡織業	58	1.9%
12	成衣及服飾品製造業	31	1.0%
13	皮革、毛皮及其製品製造業	20	0.6%
14	木竹製品製造業	15	0.5%
15	紙漿、紙及紙製品製造業	27	0.9%
16	印刷及資料儲存媒體複製業	25	0.8%
17	石油及煤製品製造業	9	0.3%
18	化學原材料、肥料、氮化合物、塑膠原料及人造纖維製造業	35	1.1%
19	其他化學製品製造業	39	1.3%
20	藥品及醫用化學製品製造業	24	0.8%
21	橡膠製品製造業	28	0.9%
22	塑膠製品製造業	92	3.0%
23	非金屬礦物製品製造業	43	1.4%
24	基本金屬製造業	55	1.8%
25	金屬製品製造業	235	7.6%
26	電子零組件製造業	133	4.3%
27	電腦、電子產品及光學製品製造業	73	2.3%

File : data108s03

industry: 行業別(中類)

Value	Label	Cases	Percentage
28	電力設備及配備製造業	77	2.5%
29	機械設備製造業	141	4.5%
30	汽車及其零件製造業	48	1.5%
31	其他運輸工具及其零件製造業	38	1.2%
32	家具製造業	23	0.7%
33	其他製造業	47	1.5%
34	產業用機械設備維修及安裝業	22	0.7%
41	建築工程業	26	0.8%
42	土木工程業	29	0.9%
43	專門營造業	75	2.4%
45	批發業	305	9.8%
47	零售業	175	5.6%
49	陸上運輸業	37	1.2%
50	水上運輸業	14	0.5%
51	航空運輸業	13	0.4%
52	運輸輔助業	36	1.2%
53	倉儲業	12	0.4%
54	郵政及快遞業	13	0.4%
55	住宿業	48	1.5%
56	餐飲業	123	4.0%
58	出版業	21	0.7%
59	影片及電視節目業;聲音錄製及音樂發行業	17	0.5%
60	廣播、電視節目編排及傳播業	9	0.3%
61	電信業	24	0.8%
62	電腦程式設計、諮詢及相關服務業	51	1.6%
63	資訊服務業	17	0.5%
64	金融服務業	62	2.0%
65	保險業	20	0.6%
66	證券期貨及金融輔助業	31	1.0%
67	不動產開發業	14	0.5%
68	不動產經營及相關服務業	16	0.5%
69	法律及會計服務業	23	0.7%
70	企業總管理機構及管理顧問業	17	0.5%
71	建築、工程服務及技術檢測、分析服務業	38	1.2%
72	研究發展服務業	17	0.5%
73	廣告業及市場研究業	17	0.5%
74	專門設計業	6	0.2%
75	獸醫業	2	0.1%
76	其他專業、科學及技術服務業	7	0.2%
77	租賃業	15	0.5%
78	人力仲介及供應業	45	1.4%
79	旅行及相關服務業	18	0.6%
80	保全及偵探業	47	1.5%

File : data108s03

industry: 行業別(中類)

Value	Label	Cases	Percentage
81	建築物及綠化服務業	53	1.7%
82	行政支援服務業	18	0.6%
86	醫療保健業	77	2.5%
87	居住型照顧服務業	13	0.4%
93	運動、娛樂及休閒服務業	35	1.1%
95	個人及家庭用品維修業	13	0.4%
96	未分類其他服務業	17	0.5%

Warning: these figures indicate the number of cases found in the data file. They cannot be interpreted as summary statistics of the population of interest.

scale: 員工規模別

Information	[Type= discrete] [Format=numeric] [Range= 1-4] [Missing=*]
Statistics [NW/ W]	[Valid=3107 /-] [Invalid=0 /-]

Value	Label	Cases	Percentage
1	30~99人	2102	67.7%
2	100~199人	449	14.5%
3	200~499人	322	10.4%
4	500人以上	234	7.5%

Warning: these figures indicate the number of cases found in the data file. They cannot be interpreted as summary statistics of the population of interest.

w: 權數

Information	[Type= discrete] [Format=numeric] [Range= 1-25] [Missing=*]
Statistics [NW/ W]	[Valid=3107 /-] [Invalid=0 /-]

Value	Label	Cases	Percentage
1		203	6.5%
2		39	1.3%
3		25	0.8%
4		37	1.2%
5		34	1.1%
6		47	1.5%
7		78	2.5%
8		135	4.3%
9		259	8.3%
10		405	13.0%
11		479	15.4%
12		635	20.4%
13		264	8.5%
14		371	11.9%
15		44	1.4%
16		25	0.8%
17		22	0.7%
18		1	0.0%
19		1	0.0%
20		1	0.0%
23		1	0.0%

File : data108s03

w: 權數

Value	Label	Cases	Percentage
25		1	0.0%

Warning: these figures indicate the number of cases found in the data file. They cannot be interpreted as summary statistics of the population of interest.

w_change: 推估後淨增減僱(運)用人數

Information [Type= continuous] [Format=numeric] [Range= -330-680] [Missing=*]

Statistics [NW/ W] [Valid=3107 /-] [Invalid=0 /-] [Mean=11.715 /-] [StdDev=50.379 /-]

w_often: 推估後淨經常性僱用員工人數

Information [Type= continuous] [Format=numeric] [Range= -330-680] [Missing=*]

Statistics [NW/ W] [Valid=3107 /-] [Invalid=0 /-] [Mean=11.962 /-] [StdDev=46.238 /-]

w_temp: 推估後淨臨時或季節性員工人數

Information [Type= continuous] [Format=numeric] [Range= -330-330] [Missing=*]

Statistics [NW/ W] [Valid=3107 /-] [Invalid=0 /-] [Mean=-0.368 /-] [StdDev=18.544 /-]

w_part: 推估後淨部分工時員工人數

Information [Type= continuous] [Format=numeric] [Range= -260-210] [Missing=*]

Statistics [NW/ W] [Valid=3107 /-] [Invalid=0 /-] [Mean=-0.468 /-] [StdDev=11.998 /-]

w_cont: 推估後淨派遣人力人數

Information [Type= continuous] [Format=numeric] [Range= -60-150] [Missing=*]

Statistics [NW/ W] [Valid=3107 /-] [Invalid=0 /-] [Mean=0.12 /-] [StdDev=4.464 /-]

change: 淨增減僱(運)用人數

Information [Type= continuous] [Format=numeric] [Range= -200-200] [Missing=*]

Statistics [NW/ W] [Valid=3107 /-] [Invalid=0 /-] [Mean=1.528 /-] [StdDev=10.944 /-]

often: 淨經常性僱用員工人數

Information [Type= continuous] [Format=numeric] [Range= -200-200] [Missing=*]

Statistics [NW/ W] [Valid=3107 /-] [Invalid=0 /-] [Mean=1.562 /-] [StdDev=9.484 /-]

temp: 淨臨時或季節性員工人數

Information [Type= continuous] [Format=numeric] [Range= -200-150] [Missing=*]

Statistics [NW/ W] [Valid=3107 /-] [Invalid=0 /-] [Mean=-0.0602 /-] [StdDev=5.28 /-]

part: 淨部分工時員工人數

Information [Type= continuous] [Format=numeric] [Range= -200-150] [Missing=*]

Statistics [NW/ W] [Valid=3107 /-] [Invalid=0 /-] [Mean=-0.0818 /-] [StdDev=4.967 /-]

cont: 淨派遣人力人數

Information [Type= continuous] [Format=numeric] [Range= -6-50] [Missing=*]

Statistics [NW/ W] [Valid=3107 /-] [Invalid=0 /-] [Mean=0.0261 /-] [StdDev=0.996 /-]

q2_1: 二、貴公司108年10月底各職類人力預計較108年7月底增減情形：增加僱(運)用

Information [Type= discrete] [Format=numeric] [Range= 0-1] [Missing=*]

Statistics [NW/ W] [Valid=3107 /-] [Invalid=0 /-]

Value	Label	Cases	Percentage
0	無選擇	2357	75.9%

File : data108s03

q2_1: 二、貴公司108年10月底各職類人力預計較108年7月底增減情形：增加僱(運)用

Value	Label	Cases	Percentage
1	有選擇	750	24.1%

Warning: these figures indicate the number of cases found in the data file. They cannot be interpreted as summary statistics of the population of interest.

q2_1_1: 二、貴公司108年10月底各職類人力預計較108年7月底增減情形：增加僱(運)用總計人數

Information [Type= continuous] [Format=numeric] [Range= 0-200] [Missing=*]

Statistics [NW/ W] [Valid=891 /-] [Invalid=2216 /-] [Mean=7.143 /-] [StdDev=15.636 /-]

q2_2: 二、貴公司108年10月底各職類人力預計較108年7月底增減情形：減少僱(運)用

Information [Type= discrete] [Format=numeric] [Range= 0-1] [Missing=*]

Statistics [NW/ W] [Valid=3107 /-] [Invalid=0 /-]

Value	Label	Cases	Percentage
0	無選擇	2951	95.0%
1	有選擇	156	5.0%

Warning: these figures indicate the number of cases found in the data file. They cannot be interpreted as summary statistics of the population of interest.

q2_2_1: 二、貴公司108年10月底各職類人力預計較108年7月底增減情形：減少僱(運)用總計人數

Information [Type= discrete] [Format=numeric] [Range= 0-200] [Missing=*]

Statistics [NW/ W] [Valid=891 /-] [Invalid=2216 /-]

Value	Label	Cases	Percentage
0		735	82.5%
1		19	2.1%
2		35	3.9%
3		19	2.1%
4		8	0.9%
5		25	2.8%
6		7	0.8%
7		2	0.2%
8		5	0.6%
9		1	0.1%
10		14	1.6%
15		2	0.2%
20		7	0.8%
25		2	0.2%
30		4	0.4%
50		1	0.1%
80		1	0.1%
100		2	0.2%
200		2	0.2%
Sysmiss		2216	

Warning: these figures indicate the number of cases found in the data file. They cannot be interpreted as summary statistics of the population of interest.

q2_3: 二、貴公司108年10月底各職類人力預計較108年7月底增減情形：不變

Information [Type= discrete] [Format=numeric] [Range= 0-1] [Missing=*]

Statistics [NW/ W] [Valid=3107 /-] [Invalid=0 /-]

File : data108s03

q2_3: 二、貴公司108年10月底各職類人力預計較108年7月底增減情形：不變

Value	Label	Cases	Percentage
0	無選擇	1032	33.2%
1	有選擇	2075	66.8%

Warning: these figures indicate the number of cases found in the data file. They cannot be interpreted as summary statistics of the population of interest.

q2_4: 二、貴公司108年10月底各職類人力預計較108年7月底增減情形：不確定、無法評估

Information	[Type= discrete] [Format=numeric] [Range= 0-1] [Missing=*]
Statistics [NW/ W]	[Valid=3107 /-] [Invalid=0 /-]

Value	Label	Cases	Percentage
0	無選擇	2966	95.5%
1	有選擇	141	4.5%

Warning: these figures indicate the number of cases found in the data file. They cannot be interpreted as summary statistics of the population of interest.

i_often: 二、總計各職類人力預計增加僱用人數：(a)經常性僱用員工

Information	[Type= continuous] [Format=numeric] [Range= 0-200] [Missing=*]
Statistics [NW/ W]	[Valid=3107 /-] [Invalid=0 /-] [Mean=1.856 /-] [StdDev=8.338 /-]

i_temp: 二、總計各職類人力預計增加僱用人數：(b)臨時或季節性員工

Information	[Type= discrete] [Format=numeric] [Range= 0-150] [Missing=*]
Statistics [NW/ W]	[Valid=3107 /-] [Invalid=0 /-]

Value	Label	Cases	Percentage
0		3066	98.7%
1		3	0.1%
2		8	0.3%
3		7	0.2%
4		5	0.2%
5		2	0.1%
6		1	0.0%
10		6	0.2%
15		2	0.1%
20		2	0.1%
30		2	0.1%
40		1	0.0%
50		1	0.0%
150		1	0.0%

Warning: these figures indicate the number of cases found in the data file. They cannot be interpreted as summary statistics of the population of interest.

i_part: 二、總計各職類人力預計增加僱用人數：(b1)部分工時員工

Information	[Type= discrete] [Format=numeric] [Range= 0-150] [Missing=*]
Statistics [NW/ W]	[Valid=3107 /-] [Invalid=0 /-]

Value	Label	Cases	Percentage
0		3087	99.4%
1		3	0.1%
2		4	0.1%
3		5	0.2%

File : data108s03

i_part: 二、總計各職類人力預計增加僱用人數：(b1)部分工時員工

Value	Label	Cases	Percentage
4		1	0.0%
5		1	0.0%
10		4	0.1%
30		1	0.0%
150		1	0.0%

Warning: these figures indicate the number of cases found in the data file. They cannot be interpreted as summary statistics of the population of interest.

i_cont: 二、總計各職類人力預計增加運用人數：(c)他公司派遣人力

Information	[Type= discrete] [Format=numeric] [Range= 0-50] [Missing=*]
Statistics [NW/ W]	[Valid=3107 /-] [Invalid=0 /-]

Value	Label	Cases	Percentage
0		3099	99.7%
2		4	0.1%
4		1	0.0%
10		1	0.0%
20		1	0.0%
50		1	0.0%

Warning: these figures indicate the number of cases found in the data file. They cannot be interpreted as summary statistics of the population of interest.

d_often: 二、總計各職類人力預計減少僱用人數：(d)經常性僱用員工

Information	[Type= discrete] [Format=numeric] [Range= 0-200] [Missing=*]
Statistics [NW/ W]	[Valid=3107 /-] [Invalid=0 /-]

Value	Label	Cases	Percentage
0		3005	96.7%
1		14	0.5%
2		28	0.9%
3		13	0.4%
4		3	0.1%
5		17	0.5%
6		4	0.1%
7		2	0.1%
8		2	0.1%
9		1	0.0%
10		8	0.3%
15		1	0.0%
20		3	0.1%
30		2	0.1%
50		1	0.0%
80		1	0.0%
100		1	0.0%
200		1	0.0%

Warning: these figures indicate the number of cases found in the data file. They cannot be interpreted as summary statistics of the population of interest.

d_temp: 二、總計各職類人力預計減少僱用人數：(e)臨時或季節性員工

Information	[Type= discrete] [Format=numeric] [Range= 0-200] [Missing=*]
--------------------	--

File : data108s03

d_temp: 二、總計各職類人力預計減少僱用人數：(e)臨時或季節性員工

Statistics [NW/ W] [Valid=3107 /-] [Invalid=0 /-]

Value	Label	Cases	Percentage
0		3055	98.3%
1		4	0.1%
2		8	0.3%
3		7	0.2%
4		4	0.1%
5		7	0.2%
6		2	0.1%
8		3	0.1%
10		6	0.2%
15		1	0.0%
20		4	0.1%
25		2	0.1%
30		2	0.1%
100		1	0.0%
200		1	0.0%

Warning: these figures indicate the number of cases found in the data file. They cannot be interpreted as summary statistics of the population of interest.

d_part: 二、總計各職類人力預計減少僱用人數：(e1)部分工時員工

Information [Type= discrete] [Format=numeric] [Range= 0-200] [Missing=*]

Statistics [NW/ W] [Valid=3107 /-] [Invalid=0 /-]

Value	Label	Cases	Percentage
0		3076	99.0%
1		2	0.1%
2		6	0.2%
3		4	0.1%
4		1	0.0%
5		5	0.2%
6		1	0.0%
8		1	0.0%
10		4	0.1%
15		1	0.0%
20		3	0.1%
25		1	0.0%
100		1	0.0%
200		1	0.0%

Warning: these figures indicate the number of cases found in the data file. They cannot be interpreted as summary statistics of the population of interest.

d_cont: 二、總計各職類人力預計減少運用人數：(f)他公司派遣人力

Information [Type= discrete] [Format=numeric] [Range= 0-6] [Missing=*]

Statistics [NW/ W] [Valid=3107 /-] [Invalid=0 /-]

Value	Label	Cases	Percentage
0		3104	99.9%
1		1	0.0%

File : data108s03

d_cont: 二、總計各職類人力預計減少運用人數：(f)他公司派遣人力

Value	Label	Cases	Percentage
4		1	0.0%
6		1	0.0%

Warning: these figures indicate the number of cases found in the data file. They cannot be interpreted as summary statistics of the population of interest.

i_manage: 二、增加僱(運)用人數：主管及經理人員

Information	[Type= discrete] [Format=numeric] [Range= 0-2] [Missing=*]
Statistics [NW/ W]	[Valid=3107 /-] [Invalid=0 /-]

Value	Label	Cases	Percentage
0		3105	99.9%
1		1	0.0%
2		1	0.0%

Warning: these figures indicate the number of cases found in the data file. They cannot be interpreted as summary statistics of the population of interest.

i_pro: 二、增加僱(運)用人數：專業人員

Information	[Type= discrete] [Format=numeric] [Range= 0-100] [Missing=*]
Statistics [NW/ W]	[Valid=3107 /-] [Invalid=0 /-]

Value	Label	Cases	Percentage
0		2984	96.0%
1		35	1.1%
2		31	1.0%
3		19	0.6%
4		6	0.2%
5		9	0.3%
6		3	0.1%
7		2	0.1%
8		1	0.0%
10		7	0.2%
12		1	0.0%
14		2	0.1%
16		1	0.0%
18		1	0.0%
20		3	0.1%
31		1	0.0%
100		1	0.0%

Warning: these figures indicate the number of cases found in the data file. They cannot be interpreted as summary statistics of the population of interest.

i_tech: 二、增加僱(運)用人數：技術員及助理專業人員

Information	[Type= continuous] [Format=numeric] [Range= 0-200] [Missing=*]
Statistics [NW/ W]	[Valid=3107 /-] [Invalid=0 /-] [Mean=0.585 /-] [StdDev=5.173 /-]

i_work: 二、增加僱(運)用人數：事務支援人員

Information	[Type= discrete] [Format=numeric] [Range= 0-40] [Missing=*]
Statistics [NW/ W]	[Valid=3107 /-] [Invalid=0 /-]

Value	Label	Cases	Percentage
0		2973	95.7%

File : data108s03

i_work: 二、增加僱(運)用人數：事務支援人員

Value	Label	Cases	Percentage
1		63	2.0%
2		38	1.2%
3		14	0.5%
4		8	0.3%
5		3	0.1%
6		3	0.1%
7		1	0.0%
10		3	0.1%
40		1	0.0%

Warning: these figures indicate the number of cases found in the data file. They cannot be interpreted as summary statistics of the population of interest.

i_serve: 二、增加僱(運)用人數：服務及銷售工作人員

Information	[Type= discrete] [Format=numeric] [Range= 0-50] [Missing=*]
Statistics [NW/ W]	[Valid=3107 /-] [Invalid=0 /-]

Value	Label	Cases	Percentage
0		3007	96.8%
1		12	0.4%
2		22	0.7%
3		10	0.3%
4		3	0.1%
5		20	0.6%
6		1	0.0%
7		1	0.0%
8		7	0.2%
10		10	0.3%
12		1	0.0%
13		1	0.0%
14		1	0.0%
15		3	0.1%
20		4	0.1%
30		1	0.0%
40		1	0.0%
50		2	0.1%

Warning: these figures indicate the number of cases found in the data file. They cannot be interpreted as summary statistics of the population of interest.

i_skill: 二、增加僱(運)用人數：技藝、機械設備操作及組裝人員

Information	[Type= continuous] [Format=numeric] [Range= 0-100] [Missing=*]
Statistics [NW/ W]	[Valid=3107 /-] [Invalid=0 /-] [Mean=0.729 /-] [StdDev=4.809 /-]

i_basic: 二、增加僱(運)用人數：基層技術工及勞力工

Information	[Type= discrete] [Format=numeric] [Range= 0-150] [Missing=*]
Statistics [NW/ W]	[Valid=3107 /-] [Invalid=0 /-]

Value	Label	Cases	Percentage
0		3011	96.9%

File : data108s03

i_basic: 二、增加僱(運)用人數：基層技術工及勞力工

Value	Label	Cases	Percentage
1		16	0.5%
2		18	0.6%
3		15	0.5%
4		5	0.2%
5		17	0.5%
6		1	0.0%
7		1	0.0%
8		1	0.0%
10		10	0.3%
12		2	0.1%
14		1	0.0%
15		3	0.1%
20		5	0.2%
150		1	0.0%

Warning: these figures indicate the number of cases found in the data file. They cannot be interpreted as summary statistics of the population of interest.

d_manage: 二、減少僱(運)用人數：主管及經理人員

Information	[Type= discrete] [Format=numeric] [Range= 0-4] [Missing=*]
Statistics [NW/ W]	[Valid=3107 /-] [Invalid=0 /-]

Value	Label	Cases	Percentage
0		3104	99.9%
1		1	0.0%
2		1	0.0%
4		1	0.0%

Warning: these figures indicate the number of cases found in the data file. They cannot be interpreted as summary statistics of the population of interest.

d_pro: 二、減少僱(運)用人數：專業人員

Information	[Type= discrete] [Format=numeric] [Range= 0-20] [Missing=*]
Statistics [NW/ W]	[Valid=3107 /-] [Invalid=0 /-]

Value	Label	Cases	Percentage
0		3100	99.8%
2		3	0.1%
3		1	0.0%
4		1	0.0%
15		1	0.0%
20		1	0.0%

Warning: these figures indicate the number of cases found in the data file. They cannot be interpreted as summary statistics of the population of interest.

d_tech: 二、減少僱(運)用人數：技術員及助理專業人員

Information	[Type= discrete] [Format=numeric] [Range= 0-80] [Missing=*]
Statistics [NW/ W]	[Valid=3107 /-] [Invalid=0 /-]

Value	Label	Cases	Percentage
0		3076	99.0%
1		10	0.3%

File : data108s03

d_tech: 二、減少僱(運)用人數：技術員及助理專業人員

Value	Label	Cases	Percentage
2		2	0.1%
3		5	0.2%
4		2	0.1%
5		6	0.2%
6		2	0.1%
20		1	0.0%
25		1	0.0%
50		1	0.0%
80		1	0.0%

Warning: these figures indicate the number of cases found in the data file. They cannot be interpreted as summary statistics of the population of interest.

d_work: 二、減少僱(運)用人數：事務支援人員

Information	[Type= discrete] [Format=numeric] [Range= 0-100] [Missing=*]
Statistics [NW/ W]	[Valid=3107 /-] [Invalid=0 /-]

Value	Label	Cases	Percentage
0		3077	99.0%
1		8	0.3%
2		7	0.2%
3		2	0.1%
4		2	0.1%
5		3	0.1%
7		1	0.0%
8		2	0.1%
10		1	0.0%
12		1	0.0%
30		1	0.0%
42		1	0.0%
100		1	0.0%

Warning: these figures indicate the number of cases found in the data file. They cannot be interpreted as summary statistics of the population of interest.

d_serve: 二、減少僱(運)用人數：服務及銷售工作人員

Information	[Type= discrete] [Format=numeric] [Range= 0-200] [Missing=*]
Statistics [NW/ W]	[Valid=3107 /-] [Invalid=0 /-]

Value	Label	Cases	Percentage
0		3078	99.1%
1		3	0.1%
2		5	0.2%
3		2	0.1%
5		5	0.2%
6		1	0.0%
7		1	0.0%
8		1	0.0%
10		4	0.1%
11		1	0.0%

File : data108s03

d_serve: 二、減少僱(運)用人數：服務及銷售工作人員

Value	Label	Cases	Percentage
12		1	0.0%
16		1	0.0%
20		2	0.1%
100		1	0.0%
200		1	0.0%

Warning: these figures indicate the number of cases found in the data file. They cannot be interpreted as summary statistics of the population of interest.

d_skill: 二、減少僱(運)用人數：技藝、機械設備操作及組裝人員

Information	[Type= discrete] [Format=numeric] [Range= 0-100] [Missing=*]
Statistics [NW/ W]	[Valid=3107 /-] [Invalid=0 /-]

Value	Label	Cases	Percentage
0		3052	98.2%
1		9	0.3%
2		17	0.5%
3		6	0.2%
4		2	0.1%
5		11	0.4%
6		2	0.1%
8		2	0.1%
10		4	0.1%
30		1	0.0%
100		1	0.0%

Warning: these figures indicate the number of cases found in the data file. They cannot be interpreted as summary statistics of the population of interest.

d_basic: 二、減少僱(運)用人數：基層技術工及勞力工

Information	[Type= discrete] [Format=numeric] [Range= 0-25] [Missing=*]
Statistics [NW/ W]	[Valid=3107 /-] [Invalid=0 /-]

Value	Label	Cases	Percentage
0		3061	98.5%
1		7	0.2%
2		10	0.3%
3		9	0.3%
4		2	0.1%
5		7	0.2%
6		2	0.1%
8		1	0.0%
10		4	0.1%
13		1	0.0%
20		2	0.1%
25		1	0.0%

Warning: these figures indicate the number of cases found in the data file. They cannot be interpreted as summary statistics of the population of interest.

tra_01: 二、各職類人力增加原因(複選)：1.退離者之補充

Information	[Type= discrete] [Format=numeric] [Range= 0-1] [Missing=*]
Statistics [NW/ W]	[Valid=750 /-] [Invalid=2357 /-]

File : data108s03

tra_01: 二、各職類人力增加原因(複選) : 1.退離者之補充

Value	Label	Cases	Percentage
0	無選擇	490	65.3%
1	有選擇	260	34.7%
Sysmiss		2357	

Warning: these figures indicate the number of cases found in the data file. They cannot be interpreted as summary statistics of the population of interest.

tra_02: 二、各職類人力增加原因(複選) : 2.即將進入本產業旺季

Information	[Type= discrete] [Format=numeric] [Range= 0-1] [Missing=*]
Statistics [NW/ W]	[Valid=750 /-] [Invalid=2357 /-]

Value	Label	Cases	Percentage
0	無選擇	741	98.8%
1	有選擇	9	1.2%
Sysmiss		2357	

Warning: these figures indicate the number of cases found in the data file. They cannot be interpreted as summary statistics of the population of interest.

tra_03: 二、各職類人力增加原因(複選) : 3.預期景氣好轉

Information	[Type= discrete] [Format=numeric] [Range= 0-1] [Missing=*]
Statistics [NW/ W]	[Valid=750 /-] [Invalid=2357 /-]

Value	Label	Cases	Percentage
0	無選擇	732	97.6%
1	有選擇	18	2.4%
Sysmiss		2357	

Warning: these figures indicate the number of cases found in the data file. They cannot be interpreted as summary statistics of the population of interest.

tra_04: 二、各職類人力增加原因(複選) : 4.需求市場擴大(含設備或部門擴充)

Information	[Type= discrete] [Format=numeric] [Range= 0-1] [Missing=*]
Statistics [NW/ W]	[Valid=750 /-] [Invalid=2357 /-]

Value	Label	Cases	Percentage
0	無選擇	491	65.5%
1	有選擇	259	34.5%
Sysmiss		2357	

Warning: these figures indicate the number of cases found in the data file. They cannot be interpreted as summary statistics of the population of interest.

tra_05: 二、各職類人力增加原因(複選) : 5.長期缺工

Information	[Type= discrete] [Format=numeric] [Range= 0-1] [Missing=*]
Statistics [NW/ W]	[Valid=750 /-] [Invalid=2357 /-]

Value	Label	Cases	Percentage
0	無選擇	646	86.1%
1	有選擇	104	13.9%
Sysmiss		2357	

Warning: these figures indicate the number of cases found in the data file. They cannot be interpreted as summary statistics of the population of interest.

tra_06: 二、各職類人力增加原因(複選) : 6.提升勞動條件

Information	[Type= discrete] [Format=numeric] [Range= 0-1] [Missing=*]
Statistics [NW/ W]	[Valid=750 /-] [Invalid=2357 /-]

File : data108s03

tra_06: 二、各職類人力增加原因(複選) : 6.提升勞動條件

Value	Label	Cases	Percentage
0	無選擇	639	85.2%
1	有選擇	111	14.8%
Sysmiss		2357	

Warning: these figures indicate the number of cases found in the data file. They cannot be interpreted as summary statistics of the population of interest.

tra_07: 二、各職類人力增加原因(複選) : 7.提高市占率

Information	[Type= discrete] [Format=numeric] [Range= 0-1] [Missing=*]
Statistics [NW/ W]	[Valid=750 /-] [Invalid=2357 /-]

Value	Label	Cases	Percentage
0	無選擇	694	92.5%
1	有選擇	56	7.5%
Sysmiss		2357	

Warning: these figures indicate the number of cases found in the data file. They cannot be interpreted as summary statistics of the population of interest.

tra_08: 二、各職類人力增加原因(複選)：8.其他

Information	[Type= discrete] [Format=numeric] [Range= 0-1] [Missing=*]		
Statistics [NW/ W]	[Valid=750 /-] [Invalid=2357 /-]		
Value	Label	Cases	Percentage
0	無選擇	732	97.6%
1	有選擇	18	2.4%
Sysmiss		2357	

Warning: these figures indicate the number of cases found in the data file. They cannot be interpreted as summary statistics of the population of interest.

tra_0_1: 二、各職類人力增加原因(複選)：1.退離者之補充總人數

Information	[Type= discrete] [Format=numeric] [Range= 1-200] [Missing=*]		
Statistics [NW/ W]	[Valid=260 /-] [Invalid=2847 /-]		
Value	Label	Cases	Percentage
1		60	23.1%
2		67	25.8%
3		59	22.7%
4		11	4.2%
5		26	10.0%
6		9	3.5%
7		3	1.2%
8		1	0.4%
9		3	1.2%
10		9	3.5%
12		1	0.4%
14		1	0.4%
15		5	1.9%
20		1	0.4%
24		1	0.4%
26		1	0.4%
80		1	0.4%
200		1	0.4%
Sysmiss		2847	

Warning: these figures indicate the number of cases found in the data file. They cannot be interpreted as summary statistics of the population of interest.

tra_0_2: 二、各職類人力增加原因(複選)：1.退離者之補充，現缺人數

Information	[Type= discrete] [Format=numeric] [Range= 1-200] [Missing=*]		
Statistics [NW/ W]	[Valid=260 /-] [Invalid=2847 /-]		
Value	Label	Cases	Percentage
1		60	23.1%
2		67	25.8%
3		59	22.7%
4		11	4.2%
5		26	10.0%
6		9	3.5%
7		3	1.2%
8		1	0.4%
9		3	1.2%

tra_0_2: 二、各職類人力增加原因(複選)：1.退離者之補充，現缺人數

Value	Label	Cases	Percentage
10		9	3.5%
12		1	0.4%
14		1	0.4%
15		5	1.9%
20		1	0.4%
24		1	0.4%
26		1	0.4%
80		1	0.4%
200		1	0.4%
Sysmiss		2847	

Warning: these figures indicate the number of cases found in the data file. They cannot be interpreted as summary statistics of the population of interest.

tra_0_3: 二、各職類人力增加原因(複選)：1.退離者之補充，預估人數

Information	[Type= discrete] [Format=numeric] [Range= 0-0] [Missing=*]
Statistics [NW/ W]	[Valid=260 /-] [Invalid=2847 /-]

Value	Label	Cases	Percentage
0		260	100.0%
Sysmiss		2847	

Warning: these figures indicate the number of cases found in the data file. They cannot be interpreted as summary statistics of the population of interest.

tra_08_1: 二、各職類人力增加原因：其他說明

Information	[Type= discrete] [Format=character] [Missing=*]
Statistics [NW/ W]	[Valid=28 /-] [Invalid=0 /-]

Value	Label	Cases	Percentage
儲備人力		9	32.1%
因應專案需求 聘雇計畫研究 人員		1	3.6%
因應急單		1	3.6%
因應急單需求		1	3.6%
因應現有訂單 需求		1	3.6%
建教實習&儲備 人力		1	3.6%
為符合定額任 用身心障礙者 法令而增加		3	10.7%
產學合作實習 計畫		1	3.6%
確認:因應客戶 需求		1	3.6%
確認:大陸廠要 移回台灣		1	3.6%
確認:希望增 加本勞員工雇 用,減少聘用 外勞		1	3.6%
確認:新增產線		1	3.6%

tra_08_1: 二、各職類人力增加原因：其他說明

Value	Label	Cases	Percentage
確認：舊廠移到新廠，市場擴大		2	7.1%
確認：因應客戶需求(中美貿易影響)		1	3.6%
確認：有建廠計畫		1	3.6%
確認：長期原因增加短期人力--聘僱貨運員工工作屬承攬性質，確認市場狀況及內部運作順		1	3.6%
說明：原有員工例行海外培訓，新聘員工以維持運作。		1	3.6%

Warning: these figures indicate the number of cases found in the data file. They cannot be interpreted as summary statistics of the population of interest.

ra_01: 二、主管及經理人員人力增加原因(複選)：1. 退離者之補充

Information	[Type= discrete] [Format=numeric] [Range= 0-1] [Missing=*]
Statistics [NW/ W]	[Valid=750 /-] [Invalid=2357 /-]

Value	Label	Cases	Percentage
0	無選擇	749	99.9%
1	有選擇	1	0.1%
Systemmiss		2357	

Warning: these figures indicate the number of cases found in the data file. They cannot be interpreted as summary statistics of the population of interest.

ra_02: 二、主管及經理人員人力增加原因(複選)：2. 即將進入本產業旺季

Information	[Type= discrete] [Format=numeric] [Range= 0-1] [Missing=*]
Statistics [NW/ W]	[Valid=750 /-] [Invalid=2357 /-]

Value	Label	Cases	Percentage
0	無選擇	750	100.0%
1	有選擇	0	
Systemmiss		2357	

Warning: these figures indicate the number of cases found in the data file. They cannot be interpreted as summary statistics of the population of interest.

ra_03: 二、主管及經理人員人力增加原因(複選)：3. 預期景氣好轉

Information	[Type= discrete] [Format=numeric] [Range= 0-1] [Missing=*]
Statistics [NW/ W]	[Valid=750 /-] [Invalid=2357 /-]

Value	Label	Cases	Percentage
0	無選擇	750	100.0%
1	有選擇	0	
Systemmiss		2357	

Warning: these figures indicate the number of cases found in the data file. They cannot be interpreted as summary statistics of the population of interest.

ra_04: 二、主管及經理人員人力增加原因(複選)：4. 需求市場擴大(含設備或部門擴充)

Information	[Type= discrete] [Format=numeric] [Range= 0-1] [Missing=*]
Statistics [NW/ W]	[Valid=750 /-] [Invalid=2357 /-]

ra_04: 二、主管及經理人員人力增加原因(複選)：4.需求市場擴大(含設備或部門擴充)

Value	Label	Cases	Percentage
0	無選擇	749	99.9%
1	有選擇	1	0.1%
Sysmiss		2357	

Warning: these figures indicate the number of cases found in the data file. They cannot be interpreted as summary statistics of the population of interest.

ra_05: 二、主管及經理人員人力增加原因(複選)：5.長期缺工

Information	[Type= discrete] [Format=numeric] [Range= 0-1] [Missing=*]
Statistics [NW/ W]	[Valid=750 /-] [Invalid=2357 /-]

Value	Label	Cases	Percentage
0	無選擇	750	100.0%
1	有選擇	0	
Sysmiss		2357	

Warning: these figures indicate the number of cases found in the data file. They cannot be interpreted as summary statistics of the population of interest.

ra_06: 二、主管及經理人員人力增加原因(複選)：6.提升勞動條件

Information	[Type= discrete] [Format=numeric] [Range= 0-1] [Missing=*]
Statistics [NW/ W]	[Valid=750 /-] [Invalid=2357 /-]

Value	Label	Cases	Percentage
0	無選擇	750	100.0%
1	有選擇	0	
Sysmiss		2357	

Warning: these figures indicate the number of cases found in the data file. They cannot be interpreted as summary statistics of the population of interest.

ra_07: 二、主管及經理人員人力增加原因(複選)：7.提高市占率

Information	[Type= discrete] [Format=numeric] [Range= 0-1] [Missing=*]
Statistics [NW/ W]	[Valid=750 /-] [Invalid=2357 /-]

Value	Label	Cases	Percentage
0	無選擇	750	100.0%
1	有選擇	0	
Sysmiss		2357	

Warning: these figures indicate the number of cases found in the data file. They cannot be interpreted as summary statistics of the population of interest.

ra_08: 二、主管及經理人員人力增加原因(複選)：8.其他

Information	[Type= discrete] [Format=numeric] [Range= 0-1] [Missing=*]
Statistics [NW/ W]	[Valid=750 /-] [Invalid=2357 /-]

Value	Label	Cases	Percentage
0	無選擇	750	100.0%
1	有選擇	0	
Sysmiss		2357	

Warning: these figures indicate the number of cases found in the data file. They cannot be interpreted as summary statistics of the population of interest.

ra_0_1: 二、主管及經理人員人力增加原因(複選)：1.退離者之補充總人數

Information	[Type= discrete] [Format=numeric] [Range= 2-2] [Missing=*]
Statistics [NW/ W]	[Valid=1 /-] [Invalid=3106 /-]

Value	Label	Cases	Percentage
2		1	100.0%

# ra_0_1: 二、主管及經理人員人力增加原因(複選)：1.退離者之補充總人數			
Value	Label	Cases	Percentage
3106			
<i>Warning: these figures indicate the number of cases found in the data file. They cannot be interpreted as summary statistics of the population of interest.</i>			
# ra_0_2: 二、主管及經理人員人力增加原因(複選)：1.退離者之補充，現缺人數			
Information		[Type= discrete] [Format=numeric] [Range= 2-2] [Missing=*]	
Statistics [NW/ W]		[Valid=1 /-] [Invalid=3106 /-]	
Value	Label	Cases	Percentage
2		1	100.0%
3106			
<i>Warning: these figures indicate the number of cases found in the data file. They cannot be interpreted as summary statistics of the population of interest.</i>			
# ra_0_3: 二、主管及經理人員人力增加原因(複選)：1.退離者之補充，預估人數			
Information		[Type= discrete] [Format=numeric] [Range= 0-0] [Missing=*]	
Statistics [NW/ W]		[Valid=1 /-] [Invalid=3106 /-]	
Value	Label	Cases	Percentage
0		1	100.0%
3106			
<i>Warning: these figures indicate the number of cases found in the data file. They cannot be interpreted as summary statistics of the population of interest.</i>			
# ra_11: 二、專業人員人力增加原因(複選)：1.退離者之補充			
Information		[Type= discrete] [Format=numeric] [Range= 0-1] [Missing=*]	
Statistics [NW/ W]		[Valid=750 /-] [Invalid=2357 /-]	
Value	Label	Cases	Percentage
0	無選擇	705	94.0%
1	有選擇	45	6.0%
2357			
<i>Warning: these figures indicate the number of cases found in the data file. They cannot be interpreted as summary statistics of the population of interest.</i>			
# ra_12: 二、專業人員人力增加原因(複選)：2.即將進入本產業旺季			
Information		[Type= discrete] [Format=numeric] [Range= 0-1] [Missing=*]	
Statistics [NW/ W]		[Valid=750 /-] [Invalid=2357 /-]	
Value	Label	Cases	Percentage
0	無選擇	750	100.0%
1	有選擇	0	
2357			
<i>Warning: these figures indicate the number of cases found in the data file. They cannot be interpreted as summary statistics of the population of interest.</i>			
# ra_13: 二、專業人員人力增加原因(複選)：3.預期景氣好轉			
Information		[Type= discrete] [Format=numeric] [Range= 0-1] [Missing=*]	
Statistics [NW/ W]		[Valid=750 /-] [Invalid=2357 /-]	
Value	Label	Cases	Percentage
0	無選擇	748	99.7%
1	有選擇	2	0.3%
2357			
<i>Warning: these figures indicate the number of cases found in the data file. They cannot be interpreted as summary statistics of the population of interest.</i>			

# ra_14: 二、專業人員人力增加原因(複選)：4.需求市場擴大(含設備或部門擴充)			
Information		[Type= discrete] [Format=numeric] [Range= 0-1] [Missing=*]	
Statistics [NW/ W]		[Valid=750 /-] [Invalid=2357 /-]	
Value	Label	Cases	Percentage
0	無選擇	701	93.5%
1	有選擇	49	6.5%
Sysmiss		2357	
<i>Warning: these figures indicate the number of cases found in the data file. They cannot be interpreted as summary statistics of the population of interest.</i>			
# ra_15: 二、專業人員人力增加原因(複選)：5.長期缺工			
Information		[Type= discrete] [Format=numeric] [Range= 0-1] [Missing=*]	
Statistics [NW/ W]		[Valid=750 /-] [Invalid=2357 /-]	
Value	Label	Cases	Percentage
0	無選擇	737	98.3%
1	有選擇	13	1.7%
Sysmiss		2357	
<i>Warning: these figures indicate the number of cases found in the data file. They cannot be interpreted as summary statistics of the population of interest.</i>			
# ra_16: 二、專業人員人力增加原因(複選)：6.提升勞動條件			
Information		[Type= discrete] [Format=numeric] [Range= 0-1] [Missing=*]	
Statistics [NW/ W]		[Valid=750 /-] [Invalid=2357 /-]	
Value	Label	Cases	Percentage
0	無選擇	732	97.6%
1	有選擇	18	2.4%
Sysmiss		2357	
<i>Warning: these figures indicate the number of cases found in the data file. They cannot be interpreted as summary statistics of the population of interest.</i>			
# ra_17: 二、專業人員人力增加原因(複選)：7.提高市占率			
Information		[Type= discrete] [Format=numeric] [Range= 0-1] [Missing=*]	
Statistics [NW/ W]		[Valid=750 /-] [Invalid=2357 /-]	
Value	Label	Cases	Percentage
0	無選擇	744	99.2%
1	有選擇	6	0.8%
Sysmiss		2357	
<i>Warning: these figures indicate the number of cases found in the data file. They cannot be interpreted as summary statistics of the population of interest.</i>			
# ra_18: 二、專業人員人力增加原因(複選)：8.其他			
Information		[Type= discrete] [Format=numeric] [Range= 0-1] [Missing=*]	
Statistics [NW/ W]		[Valid=750 /-] [Invalid=2357 /-]	
Value	Label	Cases	Percentage
0	無選擇	750	100.0%
1	有選擇	0	
Sysmiss		2357	
<i>Warning: these figures indicate the number of cases found in the data file. They cannot be interpreted as summary statistics of the population of interest.</i>			
# ra_1_1: 二、專業人員人力增加原因(複選)：1.退離者之補充總人數充總數			
Information		[Type= discrete] [Format=numeric] [Range= 1-24] [Missing=*]	
Statistics [NW/ W]		[Valid=45 /-] [Invalid=3062 /-]	

ra_1_1: 二、專業人員人力增加原因(複選) : 1.退離者之補充總人數充總數

Value	Label	Cases	Percentage
1		11	24.4%
2		14	31.1%
3		9	20.0%
4		2	4.4%
5		2	4.4%
8		1	2.2%
10		3	6.7%
14		1	2.2%
15		1	2.2%
24		1	2.2%
Sysmiss		3062	

Warning: these figures indicate the number of cases found in the data file. They cannot be interpreted as summary statistics of the population of interest.

ra_1_2: 二、專業人員人力增加原因(複選) : 1.退離者之補充, 現缺人數

Information	[Type= discrete] [Format=numeric] [Range= 1-24] [Missing=*]
Statistics [NW/ W]	[Valid=45 /-] [Invalid=3062 /-]

Value	Label	Cases	Percentage
1		11	24.4%
2		14	31.1%
3		9	20.0%
4		2	4.4%
5		2	4.4%
8		1	2.2%
10		3	6.7%
14		1	2.2%
15		1	2.2%
24		1	2.2%
Sysmiss		3062	

Warning: these figures indicate the number of cases found in the data file. They cannot be interpreted as summary statistics of the population of interest.

ra_1_3: 二、專業人員人力增加原因(複選) : 1.退離者之補充, 預估人數

Information	[Type= discrete] [Format=numeric] [Range= 0-0] [Missing=*]
Statistics [NW/ W]	[Valid=45 /-] [Invalid=3062 /-]

Value	Label	Cases	Percentage
0		45	100.0%
Sysmiss		3062	

Warning: these figures indicate the number of cases found in the data file. They cannot be interpreted as summary statistics of the population of interest.

ra_21: 二、技術員及助理專業人員人力增加原因(複選) : 1.退離者之補充

Information	[Type= discrete] [Format=numeric] [Range= 0-1] [Missing=*]
Statistics [NW/ W]	[Valid=750 /-] [Invalid=2357 /-]

Value	Label	Cases	Percentage
0	無選擇	644	85.9%
1	有選擇	106	14.1%
Sysmiss		2357	

Warning: these figures indicate the number of cases found in the data file. They cannot be interpreted as summary statistics of the population of interest.

# ra_22: 二、技術員及助理專業人員人力增加原因(複選)：2.即將進入本產業旺季			
Information	[Type= discrete] [Format=numeric] [Range= 0-1] [Missing=*]		
Statistics [NW/ W]	[Valid=750 /-] [Invalid=2357 /-]		
Value	Label	Cases	Percentage
0	無選擇	750	100.0%
1	有選擇	0	
Systemss		2357	
<i>Warning: these figures indicate the number of cases found in the data file. They cannot be interpreted as summary statistics of the population of interest.</i>			
# ra_23: 二、技術員及助理專業人員人力增加原因(複選)：3.預期景氣好轉			
Information	[Type= discrete] [Format=numeric] [Range= 0-1] [Missing=*]		
Statistics [NW/ W]	[Valid=750 /-] [Invalid=2357 /-]		
Value	Label	Cases	Percentage
0	無選擇	740	98.7%
1	有選擇	10	1.3%
Systemss		2357	
<i>Warning: these figures indicate the number of cases found in the data file. They cannot be interpreted as summary statistics of the population of interest.</i>			
# ra_24: 二、技術員及助理專業人員人力增加原因(複選)：4.需求市場擴大(含設備或部門擴充)			
Information	[Type= discrete] [Format=numeric] [Range= 0-1] [Missing=*]		
Statistics [NW/ W]	[Valid=750 /-] [Invalid=2357 /-]		
Value	Label	Cases	Percentage
0	無選擇	638	85.1%
1	有選擇	112	14.9%
Systemss		2357	
<i>Warning: these figures indicate the number of cases found in the data file. They cannot be interpreted as summary statistics of the population of interest.</i>			
# ra_25: 二、技術員及助理專業人員人力增加原因(複選)：5.長期缺工			
Information	[Type= discrete] [Format=numeric] [Range= 0-1] [Missing=*]		
Statistics [NW/ W]	[Valid=750 /-] [Invalid=2357 /-]		
Value	Label	Cases	Percentage
0	無選擇	730	97.3%
1	有選擇	20	2.7%
Systemss		2357	
<i>Warning: these figures indicate the number of cases found in the data file. They cannot be interpreted as summary statistics of the population of interest.</i>			
# ra_26: 二、技術員及助理專業人員人力增加原因(複選)：6.提升勞動條件			
Information	[Type= discrete] [Format=numeric] [Range= 0-1] [Missing=*]		
Statistics [NW/ W]	[Valid=750 /-] [Invalid=2357 /-]		
Value	Label	Cases	Percentage
0	無選擇	714	95.2%
1	有選擇	36	4.8%
Systemss		2357	
<i>Warning: these figures indicate the number of cases found in the data file. They cannot be interpreted as summary statistics of the population of interest.</i>			
# ra_27: 二、技術員及助理專業人員人力增加原因(複選)：7.提高市占率			
Information	[Type= discrete] [Format=numeric] [Range= 0-1] [Missing=*]		
Statistics [NW/ W]	[Valid=750 /-] [Invalid=2357 /-]		

ra_27: 二、技術員及助理專業人員人力增加原因(複選) : 7.提高市占率

Value	Label	Cases	Percentage
0	無選擇	719	95.9%
1	有選擇	31	4.1%
Sysmiss		2357	

Warning: these figures indicate the number of cases found in the data file. They cannot be interpreted as summary statistics of the population of interest.

ra_28: 二、技術員及助理專業人員人力增加原因(複選) : 8.其他

Information	[Type= discrete] [Format=numeric] [Range= 0-1] [Missing=*]
Statistics [NW/ W]	[Valid=750 /-] [Invalid=2357 /-]

Value	Label	Cases	Percentage
0	無選擇	746	99.5%
1	有選擇	4	0.5%
Sysmiss		2357	

Warning: these figures indicate the number of cases found in the data file. They cannot be interpreted as summary statistics of the population of interest.

ra_2_1: 二、技術員及助理專業人員人力增加原因(複選) : 1.退離者之補充總人數充總數

Information	[Type= discrete] [Format=numeric] [Range= 1-200] [Missing=*]
Statistics [NW/ W]	[Valid=106 /-] [Invalid=3001 /-]

Value	Label	Cases	Percentage
1		36	34.0%
2		30	28.3%
3		21	19.8%
4		6	5.7%
5		5	4.7%
6		3	2.8%
7		1	0.9%
10		2	1.9%
11		1	0.9%
200		1	0.9%
Sysmiss		3001	

Warning: these figures indicate the number of cases found in the data file. They cannot be interpreted as summary statistics of the population of interest.

ra_2_2: 二、技術員及助理專業人員人力增加原因(複選) : 1.退離者之補充, 現缺人數

Information	[Type= discrete] [Format=numeric] [Range= 1-200] [Missing=*]
Statistics [NW/ W]	[Valid=106 /-] [Invalid=3001 /-]

Value	Label	Cases	Percentage
1		36	34.0%
2		30	28.3%
3		21	19.8%
4		6	5.7%
5		5	4.7%
6		3	2.8%
7		1	0.9%
10		2	1.9%
11		1	0.9%
200		1	0.9%
Sysmiss		3001	

# ra_2_2: 二、技術員及助理專業人員人力增加原因(複選)：1.退離者之補充，現缺人數			
<i>Warning: these figures indicate the number of cases found in the data file. They cannot be interpreted as summary statistics of the population of interest.</i>			
# ra_2_3: 二、技術員及助理專業人員人力增加原因(複選)：1.退離者之補充，預估人數			
Information		[Type= discrete] [Format=numeric] [Range= 0-0] [Missing=*]	
Statistics [NW/ W]		[Valid=106 /-] [Invalid=3001 /-]	
Value	Label	Cases	Percentage
0		106	100.0%
Sysmiss		3001	
<i>Warning: these figures indicate the number of cases found in the data file. They cannot be interpreted as summary statistics of the population of interest.</i>			
# ra_31: 二、事務支援人員人力增加原因(複選)：1.退離者之補充			
Information		[Type= discrete] [Format=numeric] [Range= 0-1] [Missing=*]	
Statistics [NW/ W]		[Valid=750 /-] [Invalid=2357 /-]	
Value	Label	Cases	Percentage
0	無選擇	697	92.9%
1	有選擇	53	7.1%
Sysmiss		2357	
<i>Warning: these figures indicate the number of cases found in the data file. They cannot be interpreted as summary statistics of the population of interest.</i>			
# ra_32: 二、事務支援人員人力增加原因(複選)：2.即將進入本產業旺季			
Information		[Type= discrete] [Format=numeric] [Range= 0-1] [Missing=*]	
Statistics [NW/ W]		[Valid=750 /-] [Invalid=2357 /-]	
Value	Label	Cases	Percentage
0	無選擇	750	100.0%
1	有選擇	0	
Sysmiss		2357	
<i>Warning: these figures indicate the number of cases found in the data file. They cannot be interpreted as summary statistics of the population of interest.</i>			
# ra_33: 二、事務支援人員人力增加原因(複選)：3.預期景氣好轉			
Information		[Type= discrete] [Format=numeric] [Range= 0-1] [Missing=*]	
Statistics [NW/ W]		[Valid=750 /-] [Invalid=2357 /-]	
Value	Label	Cases	Percentage
0	無選擇	748	99.7%
1	有選擇	2	0.3%
Sysmiss		2357	
<i>Warning: these figures indicate the number of cases found in the data file. They cannot be interpreted as summary statistics of the population of interest.</i>			
# ra_34: 二、事務支援人員人力增加原因(複選)：4.需求市場擴大(含設備或部門擴充)			
Information		[Type= discrete] [Format=numeric] [Range= 0-1] [Missing=*]	
Statistics [NW/ W]		[Valid=750 /-] [Invalid=2357 /-]	
Value	Label	Cases	Percentage
0	無選擇	711	94.8%
1	有選擇	39	5.2%
Sysmiss		2357	
<i>Warning: these figures indicate the number of cases found in the data file. They cannot be interpreted as summary statistics of the population of interest.</i>			
# ra_35: 二、事務支援人員人力增加原因(複選)：5.長期缺工			
Information		[Type= discrete] [Format=numeric] [Range= 0-1] [Missing=*]	

# ra_35: 二、事務支援人員人力增加原因(複選) : 5.長期缺工			
Statistics [NW/ W]		[Valid=750 /-] [Invalid=2357 /-]	
Value	Label	Cases	Percentage
0	無選擇	740	98.7%
1	有選擇	10	1.3%
Systemmiss		2357	
<i>Warning: these figures indicate the number of cases found in the data file. They cannot be interpreted as summary statistics of the population of interest.</i>			
# ra_36: 二、事務支援人員人力增加原因(複選) : 6.提升勞動條件			
Information		[Type= discrete] [Format=numeric] [Range= 0-1] [Missing=*]	
Statistics [NW/ W]		[Valid=750 /-] [Invalid=2357 /-]	
Value	Label	Cases	Percentage
0	無選擇	725	96.7%
1	有選擇	25	3.3%
Systemmiss		2357	
<i>Warning: these figures indicate the number of cases found in the data file. They cannot be interpreted as summary statistics of the population of interest.</i>			
# ra_37: 二、事務支援人員人力增加原因(複選) : 7.提高市占率			
Information		[Type= discrete] [Format=numeric] [Range= 0-1] [Missing=*]	
Statistics [NW/ W]		[Valid=750 /-] [Invalid=2357 /-]	
Value	Label	Cases	Percentage
0	無選擇	741	98.8%
1	有選擇	9	1.2%
Systemmiss		2357	
<i>Warning: these figures indicate the number of cases found in the data file. They cannot be interpreted as summary statistics of the population of interest.</i>			
# ra_38: 二、事務支援人員人力增加原因(複選) : 8.其他			
Information		[Type= discrete] [Format=numeric] [Range= 0-1] [Missing=*]	
Statistics [NW/ W]		[Valid=750 /-] [Invalid=2357 /-]	
Value	Label	Cases	Percentage
0	無選擇	746	99.5%
1	有選擇	4	0.5%
Systemmiss		2357	
<i>Warning: these figures indicate the number of cases found in the data file. They cannot be interpreted as summary statistics of the population of interest.</i>			
# ra_3_1: 二、事務支援人員人力增加原因(複選) : 1.退離者之補充總人數充總數			
Information		[Type= discrete] [Format=numeric] [Range= 1-10] [Missing=*]	
Statistics [NW/ W]		[Valid=53 /-] [Invalid=3054 /-]	
Value	Label	Cases	Percentage
1		30	56.6%
2		15	28.3%
3		4	7.5%
4		2	3.8%
6		1	1.9%
10		1	1.9%
Systemmiss		3054	
<i>Warning: these figures indicate the number of cases found in the data file. They cannot be interpreted as summary statistics of the population of interest.</i>			

ra_3_2: 二、事務支援人員人力增加原因(複選) : 1.退離者之補充, 現缺人數

Information	[Type= discrete] [Format=numeric] [Range= 1-10] [Missing=*]
Statistics [NW/ W]	[Valid=53 /-] [Invalid=3054 /-]

Value	Label	Cases	Percentage
1		30	56.6%
2		15	28.3%
3		4	7.5%
4		2	3.8%
6		1	1.9%
10		1	1.9%
Systemmiss		3054	

Warning: these figures indicate the number of cases found in the data file. They cannot be interpreted as summary statistics of the population of interest.

ra_3_3: 二、事務支援人員人力增加原因(複選) : 1.退離者之補充, 預估人數

Information	[Type= discrete] [Format=numeric] [Range= 0-0] [Missing=*]
Statistics [NW/ W]	[Valid=53 /-] [Invalid=3054 /-]

Value	Label	Cases	Percentage
0		53	100.0%
Systemmiss		3054	

Warning: these figures indicate the number of cases found in the data file. They cannot be interpreted as summary statistics of the population of interest.

ra_41: 二、服務及銷售工作人員人力增加原因(複選) : 1.退離者之補充

Information	[Type= discrete] [Format=numeric] [Range= 0-1] [Missing=*]
Statistics [NW/ W]	[Valid=750 /-] [Invalid=2357 /-]

Value	Label	Cases	Percentage
0	無選擇	728	97.1%
1	有選擇	22	2.9%
Systemmiss		2357	

Warning: these figures indicate the number of cases found in the data file. They cannot be interpreted as summary statistics of the population of interest.

# ra_42: 二、服務及銷售工作人員人力增加原因(複選)：2.即將進入本產業旺季			
Information		[Type= discrete] [Format=numeric] [Range= 0-1] [Missing=*]	
Statistics [NW/ W]		[Valid=750 /-] [Invalid=2357 /-]	
Value	Label	Cases	Percentage
0	無選擇	748	99.7%
1	有選擇	2	0.3%
Sysmiss		2357	
<i>Warning: these figures indicate the number of cases found in the data file. They cannot be interpreted as summary statistics of the population of interest.</i>			
# ra_43: 二、服務及銷售工作人員人力增加原因(複選)：3.預期景氣好轉			
Information		[Type= discrete] [Format=numeric] [Range= 0-1] [Missing=*]	
Statistics [NW/ W]		[Valid=750 /-] [Invalid=2357 /-]	
Value	Label	Cases	Percentage
0	無選擇	749	99.9%
1	有選擇	1	0.1%
Sysmiss		2357	
<i>Warning: these figures indicate the number of cases found in the data file. They cannot be interpreted as summary statistics of the population of interest.</i>			
# ra_44: 二、服務及銷售工作人員人力增加原因(複選)：4.需求市場擴大(含設備或部門擴充)			
Information		[Type= discrete] [Format=numeric] [Range= 0-1] [Missing=*]	
Statistics [NW/ W]		[Valid=750 /-] [Invalid=2357 /-]	
Value	Label	Cases	Percentage
0	無選擇	711	94.8%
1	有選擇	39	5.2%
Sysmiss		2357	
<i>Warning: these figures indicate the number of cases found in the data file. They cannot be interpreted as summary statistics of the population of interest.</i>			
# ra_45: 二、服務及銷售工作人員人力增加原因(複選)：5.長期缺工			
Information		[Type= discrete] [Format=numeric] [Range= 0-1] [Missing=*]	
Statistics [NW/ W]		[Valid=750 /-] [Invalid=2357 /-]	
Value	Label	Cases	Percentage
0	無選擇	722	96.3%
1	有選擇	28	3.7%
Sysmiss		2357	
<i>Warning: these figures indicate the number of cases found in the data file. They cannot be interpreted as summary statistics of the population of interest.</i>			
# ra_46: 二、服務及銷售工作人員人力增加原因(複選)：6.提升勞動條件			
Information		[Type= discrete] [Format=numeric] [Range= 0-1] [Missing=*]	
Statistics [NW/ W]		[Valid=750 /-] [Invalid=2357 /-]	
Value	Label	Cases	Percentage
0	無選擇	742	98.9%
1	有選擇	8	1.1%
Sysmiss		2357	
<i>Warning: these figures indicate the number of cases found in the data file. They cannot be interpreted as summary statistics of the population of interest.</i>			
# ra_47: 二、服務及銷售工作人員人力增加原因(複選)：7.提高市占率			
Information		[Type= discrete] [Format=numeric] [Range= 0-1] [Missing=*]	
Statistics [NW/ W]		[Valid=750 /-] [Invalid=2357 /-]	

ra_47: 二、服務及銷售工作人員人力增加原因(複選) : 7.提高市占率

Value	Label	Cases	Percentage
0	無選擇	750	100.0%
1	有選擇	0	
Sysmiss		2357	

Warning: these figures indicate the number of cases found in the data file. They cannot be interpreted as summary statistics of the population of interest.

ra_48: 二、服務及銷售工作人員人力增加原因(複選) : 8.其他

Information	[Type= discrete] [Format=numeric] [Range= 0-1] [Missing=*]
Statistics [NW/ W]	[Valid=750 /-] [Invalid=2357 /-]

Value	Label	Cases	Percentage
0	無選擇	747	99.6%
1	有選擇	3	0.4%
Sysmiss		2357	

Warning: these figures indicate the number of cases found in the data file. They cannot be interpreted as summary statistics of the population of interest.

ra_4_1: 二、服務及銷售工作人員人力增加原因(複選) : 1.退離者之補充總人數充總數

Information	[Type= discrete] [Format=numeric] [Range= 1-15] [Missing=*]
Statistics [NW/ W]	[Valid=22 /-] [Invalid=3085 /-]

Value	Label	Cases	Percentage
1		3	13.6%
2		11	50.0%
3		5	22.7%
5		1	4.5%
10		1	4.5%
15		1	4.5%
Sysmiss		3085	

Warning: these figures indicate the number of cases found in the data file. They cannot be interpreted as summary statistics of the population of interest.

ra_4_2: 二、服務及銷售工作人員人力增加原因(複選) : 1.退離者之補充, 現缺人數

Information	[Type= discrete] [Format=numeric] [Range= 1-15] [Missing=*]
Statistics [NW/ W]	[Valid=22 /-] [Invalid=3085 /-]

Value	Label	Cases	Percentage
1		3	13.6%
2		11	50.0%
3		5	22.7%
5		1	4.5%
10		1	4.5%
15		1	4.5%
Sysmiss		3085	

Warning: these figures indicate the number of cases found in the data file. They cannot be interpreted as summary statistics of the population of interest.

ra_4_3: 二、服務及銷售工作人員人力增加原因(複選) : 1.退離者之補充, 預估人數

Information	[Type= discrete] [Format=numeric] [Range= 0-0] [Missing=*]
Statistics [NW/ W]	[Valid=22 /-] [Invalid=3085 /-]

Value	Label	Cases	Percentage
0		22	100.0%
Sysmiss		3085	

# ra_4_3: 二、服務及銷售工作人員人力增加原因(複選)：1.退離者之補充，預估人數			
<i>Warning: these figures indicate the number of cases found in the data file. They cannot be interpreted as summary statistics of the population of interest.</i>			
# ra_51: 二、技藝、機械設備操作及組裝人員人力增加原因(複選)：1.退離者之補充			
Information		[Type= discrete] [Format=numeric] [Range= 0-1] [Missing=*]	
Statistics [NW/ W]		[Valid=750 /-] [Invalid=2357 /-]	
Value	Label	Cases	Percentage
0	無選擇	665	88.7%
1	有選擇	85	11.3%
Sysmiss		2357	
<i>Warning: these figures indicate the number of cases found in the data file. They cannot be interpreted as summary statistics of the population of interest.</i>			
# ra_52: 二、技藝、機械設備操作及組裝人員人力增加原因(複選)：2.即將進入本產業旺季			
Information		[Type= discrete] [Format=numeric] [Range= 0-1] [Missing=*]	
Statistics [NW/ W]		[Valid=750 /-] [Invalid=2357 /-]	
Value	Label	Cases	Percentage
0	無選擇	745	99.3%
1	有選擇	5	0.7%
Sysmiss		2357	
<i>Warning: these figures indicate the number of cases found in the data file. They cannot be interpreted as summary statistics of the population of interest.</i>			
# ra_53: 二、技藝、機械設備操作及組裝人員人力增加原因(複選)：3.預期景氣好轉			
Information		[Type= discrete] [Format=numeric] [Range= 0-1] [Missing=*]	
Statistics [NW/ W]		[Valid=750 /-] [Invalid=2357 /-]	
Value	Label	Cases	Percentage
0	無選擇	744	99.2%
1	有選擇	6	0.8%
Sysmiss		2357	
<i>Warning: these figures indicate the number of cases found in the data file. They cannot be interpreted as summary statistics of the population of interest.</i>			
# ra_54: 二、技藝、機械設備操作及組裝人員人力增加原因(複選)：4.需求市場擴大(含設備或部門擴充)			
Information		[Type= discrete] [Format=numeric] [Range= 0-1] [Missing=*]	
Statistics [NW/ W]		[Valid=750 /-] [Invalid=2357 /-]	
Value	Label	Cases	Percentage
0	無選擇	666	88.8%
1	有選擇	84	11.2%
Sysmiss		2357	
<i>Warning: these figures indicate the number of cases found in the data file. They cannot be interpreted as summary statistics of the population of interest.</i>			
# ra_55: 二、技藝、機械設備操作及組裝人員人力增加原因(複選)：5.長期缺工			
Information		[Type= discrete] [Format=numeric] [Range= 0-1] [Missing=*]	
Statistics [NW/ W]		[Valid=750 /-] [Invalid=2357 /-]	
Value	Label	Cases	Percentage
0	無選擇	708	94.4%
1	有選擇	42	5.6%
Sysmiss		2357	
<i>Warning: these figures indicate the number of cases found in the data file. They cannot be interpreted as summary statistics of the population of interest.</i>			

# ra_56: 二、技藝、機械設備操作及組裝人員人力增加原因(複選)：6.提升勞動條件			
Information		[Type= discrete] [Format=numeric] [Range= 0-1] [Missing=*]	
Statistics [NW/ W]		[Valid=750 /-] [Invalid=2357 /-]	
Value	Label	Cases	Percentage
0	無選擇	723	96.4%
1	有選擇	27	3.6%
Sysmiss		2357	
<i>Warning: these figures indicate the number of cases found in the data file. They cannot be interpreted as summary statistics of the population of interest.</i>			
# ra_57: 二、技藝、機械設備操作及組裝人員人力增加原因(複選)：7.提高市占率			
Information		[Type= discrete] [Format=numeric] [Range= 0-1] [Missing=*]	
Statistics [NW/ W]		[Valid=750 /-] [Invalid=2357 /-]	
Value	Label	Cases	Percentage
0	無選擇	725	96.7%
1	有選擇	25	3.3%
Sysmiss		2357	
<i>Warning: these figures indicate the number of cases found in the data file. They cannot be interpreted as summary statistics of the population of interest.</i>			
# ra_58: 二、技藝、機械設備操作及組裝人員人力增加原因(複選)：8.其他			
Information		[Type= discrete] [Format=numeric] [Range= 0-1] [Missing=*]	
Statistics [NW/ W]		[Valid=750 /-] [Invalid=2357 /-]	
Value	Label	Cases	Percentage
0	無選擇	742	98.9%
1	有選擇	8	1.1%
Sysmiss		2357	
<i>Warning: these figures indicate the number of cases found in the data file. They cannot be interpreted as summary statistics of the population of interest.</i>			
# ra_5_1: 二、技藝、機械設備操作及組裝人員人力增加原因(複選)：1.退離者之補充總人數充總數			
Information		[Type= discrete] [Format=numeric] [Range= 1-70] [Missing=*]	
Statistics [NW/ W]		[Valid=85 /-] [Invalid=3022 /-]	
Value	Label	Cases	Percentage
1		25	29.4%
2		26	30.6%
3		16	18.8%
4		3	3.5%
5		5	5.9%
6		2	2.4%
8		2	2.4%
9		1	1.2%
10		1	1.2%
12		1	1.2%
18		1	1.2%
24		1	1.2%
70		1	1.2%
Sysmiss		3022	
<i>Warning: these figures indicate the number of cases found in the data file. They cannot be interpreted as summary statistics of the population of interest.</i>			

ra_5_2: 二、技藝、機械設備操作及組裝人員人力增加原因(複選)：1.退離者之補充，現缺人數

Information	[Type= discrete] [Format=numeric] [Range= 1-70] [Missing=*]
Statistics [NW/ W]	[Valid=85 /-] [Invalid=3022 /-]

Value	Label	Cases	Percentage
1		25	29.4%
2		26	30.6%
3		16	18.8%
4		3	3.5%
5		5	5.9%
6		2	2.4%
8		2	2.4%
9		1	1.2%
10		1	1.2%
12		1	1.2%
18		1	1.2%
24		1	1.2%
70		1	1.2%
Sysmiss		3022	

Warning: these figures indicate the number of cases found in the data file. They cannot be interpreted as summary statistics of the population of interest.

ra_5_3: 二、技藝、機械設備操作及組裝人員人力增加原因(複選)：1.退離者之補充，預估人數

Information	[Type= discrete] [Format=numeric] [Range= 0-0] [Missing=*]
Statistics [NW/ W]	[Valid=85 /-] [Invalid=3022 /-]

Value	Label	Cases	Percentage
0		85	100.0%
Sysmiss		3022	

Warning: these figures indicate the number of cases found in the data file. They cannot be interpreted as summary statistics of the population of interest.

ra_61: 二、基層技術工及勞力工人力增加原因(複選)：1.退離者之補充

Information	[Type= discrete] [Format=numeric] [Range= 0-1] [Missing=*]
Statistics [NW/ W]	[Valid=750 /-] [Invalid=2357 /-]

Value	Label	Cases	Percentage
0	無選擇	730	97.3%
1	有選擇	20	2.7%
Sysmiss		2357	

Warning: these figures indicate the number of cases found in the data file. They cannot be interpreted as summary statistics of the population of interest.

ra_62: 二、基層技術工及勞力工人力增加原因(複選)：2.即將進入本產業旺季

Information	[Type= discrete] [Format=numeric] [Range= 0-1] [Missing=*]
Statistics [NW/ W]	[Valid=750 /-] [Invalid=2357 /-]

Value	Label	Cases	Percentage
0	無選擇	746	99.5%
1	有選擇	4	0.5%
Sysmiss		2357	

Warning: these figures indicate the number of cases found in the data file. They cannot be interpreted as summary statistics of the population of interest.

ra_63: 二、基層技術工及勞力工人力增加原因(複選)：3.預期景氣好轉

Information	[Type= discrete] [Format=numeric] [Range= 0-1] [Missing=*]
--------------------	--

# ra_63: 二、基層技術工及勞力工人力增加原因(複選) : 3.預期景氣好轉			
Statistics [NW/ W]		[Valid=750 /-] [Invalid=2357 /-]	
Value	Label	Cases	Percentage
0	無選擇	746	99.5%
1	有選擇	4	0.5%
System		2357	
<i>Warning: these figures indicate the number of cases found in the data file. They cannot be interpreted as summary statistics of the population of interest.</i>			
# ra_64: 二、基層技術工及勞力工人力增加原因(複選) : 4.需求市場擴大(含設備或部門擴充)			
Information		[Type= discrete] [Format=numeric] [Range= 0-1] [Missing=*]	
Statistics [NW/ W]		[Valid=750 /-] [Invalid=2357 /-]	
Value	Label	Cases	Percentage
0	無選擇	719	95.9%
1	有選擇	31	4.1%
System		2357	
<i>Warning: these figures indicate the number of cases found in the data file. They cannot be interpreted as summary statistics of the population of interest.</i>			
# ra_65: 二、基層技術工及勞力工人力增加原因(複選) : 5.長期缺工			
Information		[Type= discrete] [Format=numeric] [Range= 0-1] [Missing=*]	
Statistics [NW/ W]		[Valid=750 /-] [Invalid=2357 /-]	
Value	Label	Cases	Percentage
0	無選擇	733	97.7%
1	有選擇	17	2.3%
System		2357	
<i>Warning: these figures indicate the number of cases found in the data file. They cannot be interpreted as summary statistics of the population of interest.</i>			
# ra_66: 二、基層技術工及勞力工人力增加原因(複選) : 6.提升勞動條件			
Information		[Type= discrete] [Format=numeric] [Range= 0-1] [Missing=*]	
Statistics [NW/ W]		[Valid=750 /-] [Invalid=2357 /-]	
Value	Label	Cases	Percentage
0	無選擇	728	97.1%
1	有選擇	22	2.9%
System		2357	
<i>Warning: these figures indicate the number of cases found in the data file. They cannot be interpreted as summary statistics of the population of interest.</i>			
# ra_67: 二、基層技術工及勞力工人力增加原因(複選) : 7.提高市占率			
Information		[Type= discrete] [Format=numeric] [Range= 0-1] [Missing=*]	
Statistics [NW/ W]		[Valid=750 /-] [Invalid=2357 /-]	
Value	Label	Cases	Percentage
0	無選擇	743	99.1%
1	有選擇	7	0.9%
System		2357	
<i>Warning: these figures indicate the number of cases found in the data file. They cannot be interpreted as summary statistics of the population of interest.</i>			
# ra_68: 二、基層技術工及勞力工人力增加原因(複選) : 8.其他			
Information		[Type= discrete] [Format=numeric] [Range= 0-1] [Missing=*]	
Statistics [NW/ W]		[Valid=750 /-] [Invalid=2357 /-]	

# ra_68: 二、基層技術工及勞力工人力增加原因(複選) : 8.其他			
Value	Label	Cases	Percentage
0	無選擇	750	100.0%
1	有選擇	0	
Sysmiss		2357	
<i>Warning: these figures indicate the number of cases found in the data file. They cannot be interpreted as summary statistics of the population of interest.</i>			
# ra_6_1: 二、基層技術工及勞力工人力增加原因(複選) : 1.退離者之補充總人數充總數			
Information	[Type= discrete] [Format=numeric] [Range= 1-5] [Missing=*]		
Statistics [NW/ W]	[Valid=20 /-] [Invalid=3087 /-]		
Value	Label	Cases	Percentage
1		7	35.0%
2		2	10.0%
3		3	15.0%
4		4	20.0%
5		4	20.0%
Sysmiss		3087	
<i>Warning: these figures indicate the number of cases found in the data file. They cannot be interpreted as summary statistics of the population of interest.</i>			
# ra_6_2: 二、基層技術工及勞力工人力增加原因(複選) : 1.退離者之補充, 現缺人數			
Information	[Type= discrete] [Format=numeric] [Range= 1-5] [Missing=*]		
Statistics [NW/ W]	[Valid=20 /-] [Invalid=3087 /-]		
Value	Label	Cases	Percentage
1		7	35.0%
2		2	10.0%
3		3	15.0%
4		4	20.0%
5		4	20.0%
Sysmiss		3087	
<i>Warning: these figures indicate the number of cases found in the data file. They cannot be interpreted as summary statistics of the population of interest.</i>			
# ra_6_3: 二、基層技術工及勞力工人力增加原因(複選) : 1.退離者之補充, 預估人數			
Information	[Type= discrete] [Format=numeric] [Range= 0-0] [Missing=*]		
Statistics [NW/ W]	[Valid=20 /-] [Invalid=3087 /-]		
Value	Label	Cases	Percentage
0		20	100.0%
Sysmiss		3087	
<i>Warning: these figures indicate the number of cases found in the data file. They cannot be interpreted as summary statistics of the population of interest.</i>			
# trb_01: 二、各職類人力減少原因(複選) : 1.業務緊縮或結束(含訂單減少)			
Information	[Type= discrete] [Format=numeric] [Range= 0-1] [Missing=*]		
Statistics [NW/ W]	[Valid=156 /-] [Invalid=2951 /-]		
Value	Label	Cases	Percentage
0	無選擇	81	51.9%
1	有選擇	75	48.1%
Sysmiss		2951	
<i>Warning: these figures indicate the number of cases found in the data file. They cannot be interpreted as summary statistics of the population of interest.</i>			

# trb_02: 二、各職類人力減少原因(複選)：2.精簡人力(含遇缺不補情況)			
Information		[Type= discrete] [Format=numeric] [Range= 0-1] [Missing=*]	
Statistics [NW/ W]		[Valid=156 /-] [Invalid=2951 /-]	
Value	Label	Cases	Percentage
0	無選擇	99	63.5%
1	有選擇	57	36.5%
Sysmiss		2951	
<i>Warning: these figures indicate the number of cases found in the data file. They cannot be interpreted as summary statistics of the population of interest.</i>			
# trb_03: 二、各職類人力減少原因(複選)：3.公司合併			
Information		[Type= discrete] [Format=numeric] [Range= 0-1] [Missing=*]	
Statistics [NW/ W]		[Valid=156 /-] [Invalid=2951 /-]	
Value	Label	Cases	Percentage
0	無選擇	154	98.7%
1	有選擇	2	1.3%
Sysmiss		2951	
<i>Warning: these figures indicate the number of cases found in the data file. They cannot be interpreted as summary statistics of the population of interest.</i>			
# trb_04: 二、各職類人力減少原因(複選)：4.生產線外移			
Information		[Type= discrete] [Format=numeric] [Range= 0-1] [Missing=*]	
Statistics [NW/ W]		[Valid=156 /-] [Invalid=2951 /-]	
Value	Label	Cases	Percentage
0	無選擇	155	99.4%
1	有選擇	1	0.6%
Sysmiss		2951	
<i>Warning: these figures indicate the number of cases found in the data file. They cannot be interpreted as summary statistics of the population of interest.</i>			
# trb_05: 二、各職類人力減少原因(複選)：5.本產業淡季			
Information		[Type= discrete] [Format=numeric] [Range= 0-1] [Missing=*]	
Statistics [NW/ W]		[Valid=156 /-] [Invalid=2951 /-]	
Value	Label	Cases	Percentage
0	無選擇	141	90.4%
1	有選擇	15	9.6%
Sysmiss		2951	
<i>Warning: these figures indicate the number of cases found in the data file. They cannot be interpreted as summary statistics of the population of interest.</i>			
# trb_06: 二、各職類人力減少原因(複選)：6.其他			
Information		[Type= discrete] [Format=numeric] [Range= 0-1] [Missing=*]	
Statistics [NW/ W]		[Valid=156 /-] [Invalid=2951 /-]	
Value	Label	Cases	Percentage
0	無選擇	149	95.5%
1	有選擇	7	4.5%
Sysmiss		2951	
<i>Warning: these figures indicate the number of cases found in the data file. They cannot be interpreted as summary statistics of the population of interest.</i>			
# trb_06_1: 二、各職類人力減少原因：其他說明			
Information		[Type= discrete] [Format=character] [Missing=*]	
Statistics [NW/ W]		[Valid=10 /-] [Invalid=0 /-]	

trb_06_1: 二、各職類人力減少原因：其他說明

Value	Label	Cases	Percentage
確認：暑期工讀生		2	20.0%
確認：因為南員林分公司要關閉分行；員工會合併到員林分行去工作		1	10.0%
退休待補(10月底前不會補進)		1	10.0%
退休待補(明年才會補進)		2	20.0%
遇缺待補(10月底補不進來)		3	30.0%
遇缺待補(人員要明年1月才會招考補入)		1	10.0%

Warning: these figures indicate the number of cases found in the data file. They cannot be interpreted as summary statistics of the population of interest.

rb_01: 二、主管及經理人員人力減少原因(複選)：1.業務緊縮或結束(含訂單減少)

Information	[Type= discrete] [Format=numeric] [Range= 0-1] [Missing=*]
Statistics [NW/ W]	[Valid=156 /-] [Invalid=2951 /-]

Value	Label	Cases	Percentage
0	無選擇	156	100.0%
1	有選擇	0	
Systemmiss		2951	

Warning: these figures indicate the number of cases found in the data file. They cannot be interpreted as summary statistics of the population of interest.

rb_02: 二、主管及經理人員人力減少原因(複選)：2.精簡人力(含遇缺不補情況)

Information	[Type= discrete] [Format=numeric] [Range= 0-1] [Missing=*]
Statistics [NW/ W]	[Valid=156 /-] [Invalid=2951 /-]

Value	Label	Cases	Percentage
0	無選擇	153	98.1%
1	有選擇	3	1.9%
Systemmiss		2951	

Warning: these figures indicate the number of cases found in the data file. They cannot be interpreted as summary statistics of the population of interest.

rb_03: 二、主管及經理人員人力減少原因(複選)：3.公司合併

Information	[Type= discrete] [Format=numeric] [Range= 0-1] [Missing=*]
Statistics [NW/ W]	[Valid=156 /-] [Invalid=2951 /-]

Value	Label	Cases	Percentage
0	無選擇	156	100.0%
1	有選擇	0	
Systemmiss		2951	

Warning: these figures indicate the number of cases found in the data file. They cannot be interpreted as summary statistics of the population of interest.

rb_04: 二、主管及經理人員人力減少原因(複選)：4.生產線外移

Information	[Type= discrete] [Format=numeric] [Range= 0-1] [Missing=*]
Statistics [NW/ W]	[Valid=156 /-] [Invalid=2951 /-]

rb_04: 二、主管及經理人員人力減少原因(複選)：4.生產線外移

Value	Label	Cases	Percentage
0	無選擇	156	100.0%
1	有選擇	0	
Sysmiss		2951	

Warning: these figures indicate the number of cases found in the data file. They cannot be interpreted as summary statistics of the population of interest.

rb_05: 二、主管及經理人員人力減少原因(複選)：5.本產業淡季

Information	[Type= discrete] [Format=numeric] [Range= 0-1] [Missing=*]
Statistics [NW/ W]	[Valid=156 /-] [Invalid=2951 /-]

Value	Label	Cases	Percentage
0	無選擇	156	100.0%
1	有選擇	0	
Sysmiss		2951	

Warning: these figures indicate the number of cases found in the data file. They cannot be interpreted as summary statistics of the population of interest.

rb_06: 二、主管及經理人員人力減少原因(複選)：6.其他

Information	[Type= discrete] [Format=numeric] [Range= 0-1] [Missing=*]
Statistics [NW/ W]	[Valid=156 /-] [Invalid=2951 /-]

Value	Label	Cases	Percentage
0	無選擇	156	100.0%
1	有選擇	0	
Sysmiss		2951	

Warning: these figures indicate the number of cases found in the data file. They cannot be interpreted as summary statistics of the population of interest.

rb_11: 二、專業人員人力減少原因(複選)：1.業務緊縮或結束(含訂單減少)

Information	[Type= discrete] [Format=numeric] [Range= 0-1] [Missing=*]
Statistics [NW/ W]	[Valid=156 /-] [Invalid=2951 /-]

Value	Label	Cases	Percentage
0	無選擇	154	98.7%
1	有選擇	2	1.3%
Sysmiss		2951	

Warning: these figures indicate the number of cases found in the data file. They cannot be interpreted as summary statistics of the population of interest.

rb_12: 二、專業人員人力減少原因(複選)：2.精簡人力(含遇缺不補情況)

Information	[Type= discrete] [Format=numeric] [Range= 0-1] [Missing=*]
Statistics [NW/ W]	[Valid=156 /-] [Invalid=2951 /-]

Value	Label	Cases	Percentage
0	無選擇	153	98.1%
1	有選擇	3	1.9%
Sysmiss		2951	

Warning: these figures indicate the number of cases found in the data file. They cannot be interpreted as summary statistics of the population of interest.

rb_13: 二、專業人員人力減少原因(複選)：3.公司合併

Information	[Type= discrete] [Format=numeric] [Range= 0-1] [Missing=*]
Statistics [NW/ W]	[Valid=156 /-] [Invalid=2951 /-]

Value	Label	Cases	Percentage
0	無選擇	156	100.0%

rb_13: 二、專業人員人力減少原因(複選) : **3.公司合併**

Value	Label	Cases	Percentage
1	有選擇	0	
Sysmiss		2951	

Warning: these figures indicate the number of cases found in the data file. They cannot be interpreted as summary statistics of the population of interest.

rb_14: 二、專業人員人力減少原因(複選) : **4.生產線外移**

Information	[Type= discrete] [Format=numeric] [Range= 0-1] [Missing=*]
Statistics [NW/ W]	[Valid=156 /-] [Invalid=2951 /-]

Value	Label	Cases	Percentage
0	無選擇	156	100.0%
1	有選擇	0	
Sysmiss		2951	

Warning: these figures indicate the number of cases found in the data file. They cannot be interpreted as summary statistics of the population of interest.

rb_15: 二、專業人員人力減少原因(複選) : **5.本產業淡季**

Information	[Type= discrete] [Format=numeric] [Range= 0-1] [Missing=*]
Statistics [NW/ W]	[Valid=156 /-] [Invalid=2951 /-]

Value	Label	Cases	Percentage
0	無選擇	156	100.0%
1	有選擇	0	
Sysmiss		2951	

Warning: these figures indicate the number of cases found in the data file. They cannot be interpreted as summary statistics of the population of interest.

# rb_16: 二、專業人員人力減少原因(複選)：6.其他			
Information		[Type= discrete] [Format=numeric] [Range= 0-1] [Missing=*]	
Statistics [NW/ W]		[Valid=156 /-] [Invalid=2951 /-]	
Value	Label	Cases	Percentage
0	無選擇	154	98.7%
1	有選擇	2	1.3%
System		2951	
<i>Warning: these figures indicate the number of cases found in the data file. They cannot be interpreted as summary statistics of the population of interest.</i>			
# rb_21: 二、技術員及助理專業人員人力減少原因(複選)：1.業務緊縮或結束(含訂單減少)			
Information		[Type= discrete] [Format=numeric] [Range= 0-1] [Missing=*]	
Statistics [NW/ W]		[Valid=156 /-] [Invalid=2951 /-]	
Value	Label	Cases	Percentage
0	無選擇	142	91.0%
1	有選擇	14	9.0%
System		2951	
<i>Warning: these figures indicate the number of cases found in the data file. They cannot be interpreted as summary statistics of the population of interest.</i>			
# rb_22: 二、技術員及助理專業人員人力減少原因(複選)：2.精簡人力(含遇缺不補情況)			
Information		[Type= discrete] [Format=numeric] [Range= 0-1] [Missing=*]	
Statistics [NW/ W]		[Valid=156 /-] [Invalid=2951 /-]	
Value	Label	Cases	Percentage
0	無選擇	144	92.3%
1	有選擇	12	7.7%
System		2951	
<i>Warning: these figures indicate the number of cases found in the data file. They cannot be interpreted as summary statistics of the population of interest.</i>			
# rb_23: 二、技術員及助理專業人員人力減少原因(複選)：3.公司合併			
Information		[Type= discrete] [Format=numeric] [Range= 0-1] [Missing=*]	
Statistics [NW/ W]		[Valid=156 /-] [Invalid=2951 /-]	
Value	Label	Cases	Percentage
0	無選擇	155	99.4%
1	有選擇	1	0.6%
System		2951	
<i>Warning: these figures indicate the number of cases found in the data file. They cannot be interpreted as summary statistics of the population of interest.</i>			
# rb_24: 二、技術員及助理專業人員人力減少原因(複選)：4.生產線外移			
Information		[Type= discrete] [Format=numeric] [Range= 0-1] [Missing=*]	
Statistics [NW/ W]		[Valid=156 /-] [Invalid=2951 /-]	
Value	Label	Cases	Percentage
0	無選擇	156	100.0%
1	有選擇	0	
System		2951	
<i>Warning: these figures indicate the number of cases found in the data file. They cannot be interpreted as summary statistics of the population of interest.</i>			
# rb_25: 二、技術員及助理專業人員人力減少原因(複選)：5.本產業淡季			
Information		[Type= discrete] [Format=numeric] [Range= 0-1] [Missing=*]	
Statistics [NW/ W]		[Valid=156 /-] [Invalid=2951 /-]	

rb_25: 二、技術員及助理專業人員人力減少原因(複選) : 5.本產業淡季

Value	Label	Cases	Percentage
0	無選擇	156	100.0%
1	有選擇	0	
Systemmiss		2951	

Warning: these figures indicate the number of cases found in the data file. They cannot be interpreted as summary statistics of the population of interest.

rb_26: 二、技術員及助理專業人員人力減少原因(複選) : 6.其他

Information	[Type= discrete] [Format=numeric] [Range= 0-1] [Missing=*]
Statistics [NW/ W]	[Valid=156 /-] [Invalid=2951 /-]

Value	Label	Cases	Percentage
0	無選擇	152	97.4%
1	有選擇	4	2.6%
Systemmiss		2951	

Warning: these figures indicate the number of cases found in the data file. They cannot be interpreted as summary statistics of the population of interest.

rb_31: 二、事務支援人員人力減少原因(複選) : 1.業務緊縮或結束(含訂單減少)

Information	[Type= discrete] [Format=numeric] [Range= 0-1] [Missing=*]
Statistics [NW/ W]	[Valid=156 /-] [Invalid=2951 /-]

Value	Label	Cases	Percentage
0	無選擇	148	94.9%
1	有選擇	8	5.1%
Systemmiss		2951	

Warning: these figures indicate the number of cases found in the data file. They cannot be interpreted as summary statistics of the population of interest.

rb_32: 二、事務支援人員人力減少原因(複選) : 2.精簡人力(含遇缺不補情況)

Information	[Type= discrete] [Format=numeric] [Range= 0-1] [Missing=*]
Statistics [NW/ W]	[Valid=156 /-] [Invalid=2951 /-]

Value	Label	Cases	Percentage
0	無選擇	141	90.4%
1	有選擇	15	9.6%
Systemmiss		2951	

Warning: these figures indicate the number of cases found in the data file. They cannot be interpreted as summary statistics of the population of interest.

rb_33: 二、事務支援人員人力減少原因(複選) : 3.公司合併

Information	[Type= discrete] [Format=numeric] [Range= 0-1] [Missing=*]
Statistics [NW/ W]	[Valid=156 /-] [Invalid=2951 /-]

Value	Label	Cases	Percentage
0	無選擇	155	99.4%
1	有選擇	1	0.6%
Systemmiss		2951	

Warning: these figures indicate the number of cases found in the data file. They cannot be interpreted as summary statistics of the population of interest.

rb_34: 二、事務支援人員人力減少原因(複選) : 4.生產線外移

Information	[Type= discrete] [Format=numeric] [Range= 0-1] [Missing=*]
Statistics [NW/ W]	[Valid=156 /-] [Invalid=2951 /-]

Value	Label	Cases	Percentage
0	無選擇	155	99.4%

rb_34: 二、事務支援人員人力減少原因(複選)：4.生產線外移

Value	Label	Cases	Percentage
1	有選擇	1	0.6%
Sysmiss		2951	

Warning: these figures indicate the number of cases found in the data file. They cannot be interpreted as summary statistics of the population of interest.

rb_35: 二、事務支援人員人力減少原因(複選)：5.本產業淡季

Information	[Type= discrete] [Format=numeric] [Range= 0-1] [Missing=*]
Statistics [NW/ W]	[Valid=156 /-] [Invalid=2951 /-]

Value	Label	Cases	Percentage
0	無選擇	155	99.4%
1	有選擇	1	0.6%
Sysmiss		2951	

Warning: these figures indicate the number of cases found in the data file. They cannot be interpreted as summary statistics of the population of interest.

rb_36: 二、事務支援人員人力減少原因(複選)：6.其他

Information	[Type= discrete] [Format=numeric] [Range= 0-1] [Missing=*]
Statistics [NW/ W]	[Valid=156 /-] [Invalid=2951 /-]

Value	Label	Cases	Percentage
0	無選擇	152	97.4%
1	有選擇	4	2.6%
Sysmiss		2951	

Warning: these figures indicate the number of cases found in the data file. They cannot be interpreted as summary statistics of the population of interest.

rb_41: 二、服務及銷售工作人員人力減少原因(複選)：1.業務緊縮或結束(含訂單減少)

Information	[Type= discrete] [Format=numeric] [Range= 0-1] [Missing=*]
Statistics [NW/ W]	[Valid=156 /-] [Invalid=2951 /-]

Value	Label	Cases	Percentage
0	無選擇	146	93.6%
1	有選擇	10	6.4%
Sysmiss		2951	

Warning: these figures indicate the number of cases found in the data file. They cannot be interpreted as summary statistics of the population of interest.

rb_42: 二、服務及銷售工作人員人力減少原因(複選)：2.精簡人力(含遇缺不補情況)

Information	[Type= discrete] [Format=numeric] [Range= 0-1] [Missing=*]
Statistics [NW/ W]	[Valid=156 /-] [Invalid=2951 /-]

Value	Label	Cases	Percentage
0	無選擇	147	94.2%
1	有選擇	9	5.8%
Sysmiss		2951	

Warning: these figures indicate the number of cases found in the data file. They cannot be interpreted as summary statistics of the population of interest.

rb_43: 二、服務及銷售工作人員人力減少原因(複選)：3.公司合併

Information	[Type= discrete] [Format=numeric] [Range= 0-1] [Missing=*]
Statistics [NW/ W]	[Valid=156 /-] [Invalid=2951 /-]

Value	Label	Cases	Percentage
0	無選擇	156	100.0%
1	有選擇	0	

# rb_43: 二、服務及銷售工作人員人力減少原因(複選)：3.公司合併			
Value	Label	Cases	Percentage
Sysmiss		2951	
<i>Warning: these figures indicate the number of cases found in the data file. They cannot be interpreted as summary statistics of the population of interest.</i>			
# rb_44: 二、服務及銷售工作人員人力減少原因(複選)：4.生產線外移			
Information		[Type= discrete] [Format=numeric] [Range= 0-1] [Missing=*]	
Statistics [NW/ W]		[Valid=156 /-] [Invalid=2951 /-]	
Value	Label	Cases	Percentage
0	無選擇	156	100.0%
1	有選擇	0	
Sysmiss		2951	
<i>Warning: these figures indicate the number of cases found in the data file. They cannot be interpreted as summary statistics of the population of interest.</i>			
# rb_45: 二、服務及銷售工作人員人力減少原因(複選)：5.本產業淡季			
Information		[Type= discrete] [Format=numeric] [Range= 0-1] [Missing=*]	
Statistics [NW/ W]		[Valid=156 /-] [Invalid=2951 /-]	
Value	Label	Cases	Percentage
0	無選擇	147	94.2%
1	有選擇	9	5.8%
Sysmiss		2951	
<i>Warning: these figures indicate the number of cases found in the data file. They cannot be interpreted as summary statistics of the population of interest.</i>			
# rb_46: 二、服務及銷售工作人員人力減少原因(複選)：6.其他			
Information		[Type= discrete] [Format=numeric] [Range= 0-1] [Missing=*]	
Statistics [NW/ W]		[Valid=156 /-] [Invalid=2951 /-]	
Value	Label	Cases	Percentage
0	無選擇	155	99.4%
1	有選擇	1	0.6%
Sysmiss		2951	
<i>Warning: these figures indicate the number of cases found in the data file. They cannot be interpreted as summary statistics of the population of interest.</i>			
# rb_51: 二、技藝、機械設備操作及組裝人員人力減少原因(複選)：1.業務緊縮或結束(含訂單減少)			
Information		[Type= discrete] [Format=numeric] [Range= 0-1] [Missing=*]	
Statistics [NW/ W]		[Valid=156 /-] [Invalid=2951 /-]	
Value	Label	Cases	Percentage
0	無選擇	121	77.6%
1	有選擇	35	22.4%
Sysmiss		2951	
<i>Warning: these figures indicate the number of cases found in the data file. They cannot be interpreted as summary statistics of the population of interest.</i>			
# rb_52: 二、技藝、機械設備操作及組裝人員人力減少原因(複選)：2.精簡人力(含遇缺不補情況)			
Information		[Type= discrete] [Format=numeric] [Range= 0-1] [Missing=*]	
Statistics [NW/ W]		[Valid=156 /-] [Invalid=2951 /-]	
Value	Label	Cases	Percentage
0	無選擇	140	89.7%
1	有選擇	16	10.3%
Sysmiss		2951	
<i>Warning: these figures indicate the number of cases found in the data file. They cannot be interpreted as summary statistics of the population of interest.</i>			

# rb_53: 二、技藝、機械設備操作及組裝人員人力減少原因(複選)：3.公司合併			
Information		[Type= discrete] [Format=numeric] [Range= 0-1] [Missing=*]	
Statistics [NW/ W]		[Valid=156 /-] [Invalid=2951 /-]	
Value	Label	Cases	Percentage
0	無選擇	156	100.0%
1	有選擇	0	
Sysmiss		2951	
<i>Warning: these figures indicate the number of cases found in the data file. They cannot be interpreted as summary statistics of the population of interest.</i>			
# rb_54: 二、技藝、機械設備操作及組裝人員人力減少原因(複選)：4.生產線外移			
Information		[Type= discrete] [Format=numeric] [Range= 0-1] [Missing=*]	
Statistics [NW/ W]		[Valid=156 /-] [Invalid=2951 /-]	
Value	Label	Cases	Percentage
0	無選擇	156	100.0%
1	有選擇	0	
Sysmiss		2951	
<i>Warning: these figures indicate the number of cases found in the data file. They cannot be interpreted as summary statistics of the population of interest.</i>			
# rb_55: 二、技藝、機械設備操作及組裝人員人力減少原因(複選)：5.本產業淡季			
Information		[Type= discrete] [Format=numeric] [Range= 0-1] [Missing=*]	
Statistics [NW/ W]		[Valid=156 /-] [Invalid=2951 /-]	
Value	Label	Cases	Percentage
0	無選擇	155	99.4%
1	有選擇	1	0.6%
Sysmiss		2951	
<i>Warning: these figures indicate the number of cases found in the data file. They cannot be interpreted as summary statistics of the population of interest.</i>			
# rb_56: 二、技藝、機械設備操作及組裝人員人力減少原因(複選)：6.其他			
Information		[Type= discrete] [Format=numeric] [Range= 0-1] [Missing=*]	
Statistics [NW/ W]		[Valid=156 /-] [Invalid=2951 /-]	
Value	Label	Cases	Percentage
0	無選擇	153	98.1%
1	有選擇	3	1.9%
Sysmiss		2951	
<i>Warning: these figures indicate the number of cases found in the data file. They cannot be interpreted as summary statistics of the population of interest.</i>			
# rb_61: 二、基層技術工及勞力工人力減少原因(複選)：1.業務緊縮或結束(含訂單減少)			
Information		[Type= discrete] [Format=numeric] [Range= 0-1] [Missing=*]	
Statistics [NW/ W]		[Valid=156 /-] [Invalid=2951 /-]	
Value	Label	Cases	Percentage
0	無選擇	135	86.5%
1	有選擇	21	13.5%
Sysmiss		2951	
<i>Warning: these figures indicate the number of cases found in the data file. They cannot be interpreted as summary statistics of the population of interest.</i>			
# rb_62: 二、基層技術工及勞力工人力減少原因(複選)：2.精簡人力(含遇缺不補情況)			
Information		[Type= discrete] [Format=numeric] [Range= 0-1] [Missing=*]	
Statistics [NW/ W]		[Valid=156 /-] [Invalid=2951 /-]	

rb_62: 二、基層技術工及勞力工人力減少原因(複選)：2.精簡人力(含遇缺不補情況)

Value	Label	Cases	Percentage
0	無選擇	143	91.7%
1	有選擇	13	8.3%
Systemmiss		2951	

Warning: these figures indicate the number of cases found in the data file. They cannot be interpreted as summary statistics of the population of interest.

rb_63: 二、基層技術工及勞力工人力減少原因(複選)：3.公司合併

Information	[Type= discrete] [Format=numeric] [Range= 0-1] [Missing=*]
Statistics [NW/ W]	[Valid=156 /-] [Invalid=2951 /-]

Value	Label	Cases	Percentage
0	無選擇	156	100.0%
1	有選擇	0	
Systemmiss		2951	

Warning: these figures indicate the number of cases found in the data file. They cannot be interpreted as summary statistics of the population of interest.

rb_64: 二、基層技術工及勞力工人力減少原因(複選)：4.生產線外移

Information	[Type= discrete] [Format=numeric] [Range= 0-1] [Missing=*]
Statistics [NW/ W]	[Valid=156 /-] [Invalid=2951 /-]

Value	Label	Cases	Percentage
0	無選擇	156	100.0%
1	有選擇	0	
Systemmiss		2951	

Warning: these figures indicate the number of cases found in the data file. They cannot be interpreted as summary statistics of the population of interest.

rb_65: 二、基層技術工及勞力工人力減少原因(複選)：5.本產業淡季

Information	[Type= discrete] [Format=numeric] [Range= 0-1] [Missing=*]
Statistics [NW/ W]	[Valid=156 /-] [Invalid=2951 /-]

Value	Label	Cases	Percentage
0	無選擇	145	92.9%
1	有選擇	11	7.1%
Systemmiss		2951	

Warning: these figures indicate the number of cases found in the data file. They cannot be interpreted as summary statistics of the population of interest.

rb_66: 二、基層技術工及勞力工人力減少原因(複選)：6.其他

Information	[Type= discrete] [Format=numeric] [Range= 0-1] [Missing=*]
Statistics [NW/ W]	[Valid=156 /-] [Invalid=2951 /-]

Value	Label	Cases	Percentage
0	無選擇	155	99.4%
1	有選擇	1	0.6%
Systemmiss		2951	

Warning: these figures indicate the number of cases found in the data file. They cannot be interpreted as summary statistics of the population of interest.

a1_0: 二、增加僱用(a)經常性僱用員工人數：主管及經理人員

Information	[Type= discrete] [Format=numeric] [Range= 0-2] [Missing=*]
Statistics [NW/ W]	[Valid=750 /-] [Invalid=2357 /-]

Value	Label	Cases	Percentage
0		748	99.7%

a1_0: 二、增加僱用(a)經常性僱用員工人數：主管及經理人員

Value	Label	Cases	Percentage
1		1	0.1%
2		1	0.1%
Sysmiss		2357	

Warning: these figures indicate the number of cases found in the data file. They cannot be interpreted as summary statistics of the population of interest.

a1_1: 二、增加僱用(a)經常性僱用員工人數：01.生產管理、品質管制工程師

Information	[Type= discrete] [Format=numeric] [Range= 0-2] [Missing=*]
Statistics [NW/ W]	[Valid=750 /-] [Invalid=2357 /-]

Value	Label	Cases	Percentage
0		747	99.6%
1		1	0.1%
2		2	0.3%
Sysmiss		2357	

Warning: these figures indicate the number of cases found in the data file. They cannot be interpreted as summary statistics of the population of interest.

a1_2: 二、增加僱用(a)經常性僱用員工人數：02.製程工程師

Information	[Type= discrete] [Format=numeric] [Range= 0-5] [Missing=*]
Statistics [NW/ W]	[Valid=750 /-] [Invalid=2357 /-]

Value	Label	Cases	Percentage
0		748	99.7%
1		1	0.1%
5		1	0.1%
Sysmiss		2357	

Warning: these figures indicate the number of cases found in the data file. They cannot be interpreted as summary statistics of the population of interest.

a1_3: 二、增加僱用(a)經常性僱用員工人數：03.環衛工程師

Information	[Type= discrete] [Format=numeric] [Range= 0-1] [Missing=*]
Statistics [NW/ W]	[Valid=750 /-] [Invalid=2357 /-]

Value	Label	Cases	Percentage
0		748	99.7%
1		2	0.3%
Sysmiss		2357	

Warning: these figures indicate the number of cases found in the data file. They cannot be interpreted as summary statistics of the population of interest.

a1_4: 二、增加僱用(a)經常性僱用員工人數：04.機械、化工、紡織、食品等工程師及研發人員

Information	[Type= discrete] [Format=numeric] [Range= 0-6] [Missing=*]
Statistics [NW/ W]	[Valid=750 /-] [Invalid=2357 /-]

Value	Label	Cases	Percentage
0		733	97.7%
1		3	0.4%
2		6	0.8%
3		3	0.4%
4		1	0.1%
5		3	0.4%
6		1	0.1%
Sysmiss		2357	

a1_4: 二、增加僱用(a)經常性僱用員工人數：04.機械、化工、紡織、食品等工程師及研發人員

Warning: these figures indicate the number of cases found in the data file. They cannot be interpreted as summary statistics of the population of interest.

a1_5: 二、增加僱用(a)經常性僱用員工人數：05.電科技工程師

Information [Type= discrete] [Format=numeric] [Range= 0-100] [Missing=*]

Statistics [NW/ W] [Valid=750 /-] [Invalid=2357 /-]

Value	Label	Cases	Percentage
0		736	98.1%
1		1	0.1%
2		3	0.4%
3		6	0.8%
4		1	0.1%
10		1	0.1%
20		1	0.1%
100		1	0.1%
Sysmiss		2357	

Warning: these figures indicate the number of cases found in the data file. They cannot be interpreted as summary statistics of the population of interest.

a1_6: 二、增加僱用(a)經常性僱用員工人數：06.營建、製圖、測量等專業人員

Information [Type= discrete] [Format=numeric] [Range= 0-5] [Missing=*]

Statistics [NW/ W] [Valid=750 /-] [Invalid=2357 /-]

Value	Label	Cases	Percentage
0		740	98.7%
1		5	0.7%
2		2	0.3%
3		1	0.1%
5		2	0.3%
Sysmiss		2357	

Warning: these figures indicate the number of cases found in the data file. They cannot be interpreted as summary statistics of the population of interest.

a1_7: 二、增加僱用(a)經常性僱用員工人數：07.設計專業人員

Information [Type= discrete] [Format=numeric] [Range= 0-10] [Missing=*]

Statistics [NW/ W] [Valid=750 /-] [Invalid=2357 /-]

Value	Label	Cases	Percentage
0		741	98.8%
1		4	0.5%
2		3	0.4%
4		1	0.1%
10		1	0.1%
Sysmiss		2357	

Warning: these figures indicate the number of cases found in the data file. They cannot be interpreted as summary statistics of the population of interest.

a1_8: 二、增加僱用(a)經常性僱用員工人數：08.醫療保健專業人員

Information [Type= discrete] [Format=numeric] [Range= 0-20] [Missing=*]

Statistics [NW/ W] [Valid=750 /-] [Invalid=2357 /-]

Value	Label	Cases	Percentage
0		719	95.9%
1		7	0.9%

a1_8: 二、增加僱用(a)經常性僱用員工人數：08.醫療保健專業人員

Value	Label	Cases	Percentage
2		5	0.7%
3		5	0.7%
4		3	0.4%
5		3	0.4%
7		1	0.1%
10		2	0.3%
12		1	0.1%
14		1	0.1%
16		1	0.1%
18		1	0.1%
20		1	0.1%
Sysmiss		2357	

Warning: these figures indicate the number of cases found in the data file. They cannot be interpreted as summary statistics of the population of interest.

a1_9: 二、增加僱用(a)經常性僱用員工人數：09.會計專業人員

Information	[Type= discrete] [Format=numeric] [Range= 0-1] [Missing=*]
Statistics [NW/ W]	[Valid=750 /-] [Invalid=2357 /-]

Value	Label	Cases	Percentage
0		749	99.9%
1		1	0.1%
Sysmiss		2357	

Warning: these figures indicate the number of cases found in the data file. They cannot be interpreted as summary statistics of the population of interest.

a1_10: 二、增加僱用(a)經常性僱用員工人數：10.財務、保險、金融、投資等專業人員

Information	[Type= discrete] [Format=numeric] [Range= 0-2] [Missing=*]
Statistics [NW/ W]	[Valid=750 /-] [Invalid=2357 /-]

Value	Label	Cases	Percentage
0		745	99.3%
1		3	0.4%
2		2	0.3%
Sysmiss		2357	

Warning: these figures indicate the number of cases found in the data file. They cannot be interpreted as summary statistics of the population of interest.

a1_11: 二、增加僱用(a)經常性僱用員工人數：11.人力資源專業人員

Information	[Type= discrete] [Format=numeric] [Range= 0-1] [Missing=*]
Statistics [NW/ W]	[Valid=750 /-] [Invalid=2357 /-]

Value	Label	Cases	Percentage
0		749	99.9%
1		1	0.1%
Sysmiss		2357	

Warning: these figures indicate the number of cases found in the data file. They cannot be interpreted as summary statistics of the population of interest.

a1_12: 二、增加僱用(a)經常性僱用員工人數：12.企劃、行銷、公關等專業人員

Information	[Type= discrete] [Format=numeric] [Range= 0-31] [Missing=*]
Statistics [NW/ W]	[Valid=750 /-] [Invalid=2357 /-]

a1_12: 二、增加僱用(a)經常性僱用員工人數：12.企劃、行銷、公關等專業人員

Value	Label	Cases	Percentage
0		725	96.7%
1		15	2.0%
2		5	0.7%
3		1	0.1%
6		2	0.3%
10		1	0.1%
31		1	0.1%
Sysmiss		2357	

Warning: these figures indicate the number of cases found in the data file. They cannot be interpreted as summary statistics of the population of interest.

a1_13: 二、增加僱用(a)經常性僱用員工人數：13.軟體、程式、網路、系統、資料庫等資訊專業人員

Information	[Type= discrete] [Format=numeric] [Range= 0-20] [Missing=*]
Statistics [NW/ W]	[Valid=750 /-] [Invalid=2357 /-]

Value	Label	Cases	Percentage
0		735	98.0%
1		6	0.8%
2		5	0.7%
3		1	0.1%
10		2	0.3%
20		1	0.1%
Sysmiss		2357	

Warning: these figures indicate the number of cases found in the data file. They cannot be interpreted as summary statistics of the population of interest.

a1_14: 二、增加僱用(a)經常性僱用員工人數：14.法務專業人員

Information	[Type= discrete] [Format=numeric] [Range= 0-1] [Missing=*]
Statistics [NW/ W]	[Valid=750 /-] [Invalid=2357 /-]

Value	Label	Cases	Percentage
0		749	99.9%
1		1	0.1%
Sysmiss		2357	

Warning: these figures indicate the number of cases found in the data file. They cannot be interpreted as summary statistics of the population of interest.

a1_15: 二、增加僱用(a)經常性僱用員工人數：15.其他專業人員

Information	[Type= discrete] [Format=numeric] [Range= 0-5] [Missing=*]
Statistics [NW/ W]	[Valid=750 /-] [Invalid=2357 /-]

Value	Label	Cases	Percentage
0		747	99.6%
1		1	0.1%
5		2	0.3%
Sysmiss		2357	

Warning: these figures indicate the number of cases found in the data file. They cannot be interpreted as summary statistics of the population of interest.

a1_16: 二、增加僱用(a)經常性僱用員工人數：16.營建工程、製圖技術員

Information	[Type= discrete] [Format=numeric] [Range= 0-35] [Missing=*]
Statistics [NW/ W]	[Valid=750 /-] [Invalid=2357 /-]

a1_16: 二、增加僱用(a)經常性僱用員工人數：16.營建工程、製圖技術員

Value	Label	Cases	Percentage
0		731	97.5%
1		5	0.7%
2		5	0.7%
3		4	0.5%
4		1	0.1%
5		1	0.1%
10		1	0.1%
25		1	0.1%
35		1	0.1%
Sysmiss		2357	

Warning: these figures indicate the number of cases found in the data file. They cannot be interpreted as summary statistics of the population of interest.

a1_17: 二、增加僱用(a)經常性僱用員工人數：17.電機、電子工程技術員

Information	[Type= discrete] [Format=numeric] [Range= 0-11] [Missing=*]
Statistics [NW/ W]	[Valid=750 /-] [Invalid=2357 /-]

Value	Label	Cases	Percentage
0		710	94.7%
1		8	1.1%
2		11	1.5%
3		4	0.5%
4		2	0.3%
5		6	0.8%
7		3	0.4%
10		5	0.7%
11		1	0.1%
Sysmiss		2357	

Warning: these figures indicate the number of cases found in the data file. They cannot be interpreted as summary statistics of the population of interest.

a1_18: 二、增加僱用(a)經常性僱用員工人數：18.機械、化工、紡織、食品等技術員

Information	[Type= discrete] [Format=numeric] [Range= 0-15] [Missing=*]
Statistics [NW/ W]	[Valid=750 /-] [Invalid=2357 /-]

Value	Label	Cases	Percentage
0		739	98.5%
1		7	0.9%
2		1	0.1%
3		1	0.1%
5		1	0.1%
15		1	0.1%
Sysmiss		2357	

Warning: these figures indicate the number of cases found in the data file. They cannot be interpreted as summary statistics of the population of interest.

a1_19: 二、增加僱用(a)經常性僱用員工人數：19.生產管理技術員、品質管制技術員

Information	[Type= discrete] [Format=numeric] [Range= 0-50] [Missing=*]
Statistics [NW/ W]	[Valid=750 /-] [Invalid=2357 /-]

Value	Label	Cases	Percentage
0		715	95.3%
1		17	2.3%
2		8	1.1%
3		2	0.3%
4		2	0.3%
5		1	0.1%
7		1	0.1%
8		1	0.1%
10		2	0.3%
50		1	0.1%
Sysmiss		2357	

Warning: these figures indicate the number of cases found in the data file. They cannot be interpreted as summary statistics of the population of interest.

a1_20: 二、增加僱用(a)經常性僱用員工人數：20.製程控制技術員

Information	[Type= discrete] [Format=numeric] [Range= 0-50] [Missing=*]
Statistics [NW/ W]	[Valid=750 /-] [Invalid=2357 /-]

Value	Label	Cases	Percentage
0		743	99.1%
1		1	0.1%
5		2	0.3%
6		1	0.1%
10		1	0.1%
25		1	0.1%
50		1	0.1%
Sysmiss		2357	

Warning: these figures indicate the number of cases found in the data file. They cannot be interpreted as summary statistics of the population of interest.

a1_21: 二、增加僱用(a)經常性僱用員工人數：21.製造、營造監督人員

Information	[Type= discrete] [Format=numeric] [Range= 0-54] [Missing=*]
Statistics [NW/ W]	[Valid=750 /-] [Invalid=2357 /-]

Value	Label	Cases	Percentage
0		721	96.1%
1		5	0.7%
2		8	1.1%
3		2	0.3%
4		1	0.1%
5		6	0.8%
7		1	0.1%
10		4	0.5%
20		1	0.1%
54		1	0.1%
Sysmiss		2357	

Warning: these figures indicate the number of cases found in the data file. They cannot be interpreted as summary statistics of the population of interest.

# a1_22: 二、增加僱用(a)經常性僱用員工人數：22.醫療保健助理專業人員			
Information	[Type= discrete] [Format=numeric] [Range= 0-2] [Missing=*]		
Statistics [NW/ W]	[Valid=750 /-] [Invalid=2357 /-]		
Value	Label	Cases	Percentage
0		747	99.6%
2		3	0.4%
Sysmiss		2357	
<i>Warning: these figures indicate the number of cases found in the data file. They cannot be interpreted as summary statistics of the population of interest.</i>			
# a1_23: 二、增加僱用(a)經常性僱用員工人數：23.環衛類技術員(含勞工安全類技術人員)			
Information	[Type= discrete] [Format=numeric] [Range= 0-40] [Missing=*]		
Statistics [NW/ W]	[Valid=750 /-] [Invalid=2357 /-]		
Value	Label	Cases	Percentage
0		738	98.4%
1		9	1.2%
2		2	0.3%
40		1	0.1%
Sysmiss		2357	
<i>Warning: these figures indicate the number of cases found in the data file. They cannot be interpreted as summary statistics of the population of interest.</i>			
# a1_24: 二、增加僱用(a)經常性僱用員工人數：24.財務、金融等助理人員			
Information	[Type= discrete] [Format=numeric] [Range= 0-11] [Missing=*]		
Statistics [NW/ W]	[Valid=750 /-] [Invalid=2357 /-]		
Value	Label	Cases	Percentage
0		742	98.9%
1		2	0.3%
2		2	0.3%
3		2	0.3%
10		1	0.1%
11		1	0.1%
Sysmiss		2357	
<i>Warning: these figures indicate the number of cases found in the data file. They cannot be interpreted as summary statistics of the population of interest.</i>			
# a1_25: 二、增加僱用(a)經常性僱用員工人數：25.會計助理人員			
Information	[Type= discrete] [Format=numeric] [Range= 0-200] [Missing=*]		
Statistics [NW/ W]	[Valid=750 /-] [Invalid=2357 /-]		
Value	Label	Cases	Percentage
0		735	98.0%
1		9	1.2%
2		3	0.4%
3		1	0.1%
6		1	0.1%
200		1	0.1%
Sysmiss		2357	
<i>Warning: these figures indicate the number of cases found in the data file. They cannot be interpreted as summary statistics of the population of interest.</i>			
# a1_26: 二、增加僱用(a)經常性僱用員工人數：26.業務銷售、貿易助理專業人員			
Information	[Type= discrete] [Format=numeric] [Range= 0-20] [Missing=*]		

a1_26: 二、增加僱用(a)經常性僱用員工人數：26.業務銷售、貿易助理專業人員

Statistics [NW/ W] [Valid=750 /-] [Invalid=2357 /-]

Value	Label	Cases	Percentage
0		636	84.8%
1		33	4.4%
2		32	4.3%
3		23	3.1%
4		7	0.9%
5		10	1.3%
6		3	0.4%
8		2	0.3%
10		2	0.3%
11		1	0.1%
20		1	0.1%
Sysmiss		2357	

Warning: these figures indicate the number of cases found in the data file. They cannot be interpreted as summary statistics of the population of interest.

a1_27: 二、增加僱用(a)經常性僱用員工人數：27.採購員

Information [Type= discrete] [Format=numeric] [Range= 0-25] [Missing=*]

Statistics [NW/ W] [Valid=750 /-] [Invalid=2357 /-]

Value	Label	Cases	Percentage
0		737	98.3%
1		8	1.1%
2		1	0.1%
3		1	0.1%
4		1	0.1%
25		2	0.3%
Sysmiss		2357	

Warning: these figures indicate the number of cases found in the data file. They cannot be interpreted as summary statistics of the population of interest.

a1_28: 二、增加僱用(a)經常性僱用員工人數：28.人力資源助理專業人員

Information [Type= discrete] [Format=numeric] [Range= 0-0] [Missing=*]

Statistics [NW/ W] [Valid=750 /-] [Invalid=2357 /-]

Value	Label	Cases	Percentage
0		750	100.0%
Sysmiss		2357	

Warning: these figures indicate the number of cases found in the data file. They cannot be interpreted as summary statistics of the population of interest.

a1_29: 二、增加僱用(a)經常性僱用員工人數：29.不動產經紀人

Information [Type= discrete] [Format=numeric] [Range= 0-100] [Missing=*]

Statistics [NW/ W] [Valid=750 /-] [Invalid=2357 /-]

Value	Label	Cases	Percentage
0		740	98.7%
2		1	0.1%
5		3	0.4%
10		3	0.4%
16		1	0.1%
20		1	0.1%

a1_29: 二、增加僱用(a)經常性僱用員工人數：29.不動產經紀人

Value	Label	Cases	Percentage
100		1	0.1%
Sysmiss		2357	

Warning: these figures indicate the number of cases found in the data file. They cannot be interpreted as summary statistics of the population of interest.

a1_30: 二、增加僱用(a)經常性僱用員工人數：30.法務助理人員

Information	[Type= discrete] [Format=numeric] [Range= 0-1] [Missing=*]
Statistics [NW/ W]	[Valid=750 /-] [Invalid=2357 /-]

Value	Label	Cases	Percentage
0		747	99.6%
1		3	0.4%
Sysmiss		2357	

Warning: these figures indicate the number of cases found in the data file. They cannot be interpreted as summary statistics of the population of interest.

a1_31: 二、增加僱用(a)經常性僱用員工人數：31.資訊及通訊傳播技術員

Information	[Type= discrete] [Format=numeric] [Range= 0-15] [Missing=*]
Statistics [NW/ W]	[Valid=750 /-] [Invalid=2357 /-]

Value	Label	Cases	Percentage
0		712	94.9%
1		6	0.8%
2		8	1.1%
3		4	0.5%
4		4	0.5%
5		5	0.7%
6		2	0.3%
7		2	0.3%
8		1	0.1%
10		5	0.7%
15		1	0.1%
Sysmiss		2357	

Warning: these figures indicate the number of cases found in the data file. They cannot be interpreted as summary statistics of the population of interest.

a1_32: 二、增加僱用(a)經常性僱用員工人數：32.其他技術員及助理專業人員

Information	[Type= discrete] [Format=numeric] [Range= 0-3] [Missing=*]
Statistics [NW/ W]	[Valid=750 /-] [Invalid=2357 /-]

Value	Label	Cases	Percentage
0		748	99.7%
2		1	0.1%
3		1	0.1%
Sysmiss		2357	

Warning: these figures indicate the number of cases found in the data file. They cannot be interpreted as summary statistics of the population of interest.

a1_33: 二、增加僱用(a)經常性僱用員工人數：33.一般及文書事務人員

Information	[Type= discrete] [Format=numeric] [Range= 0-10] [Missing=*]
Statistics [NW/ W]	[Valid=750 /-] [Invalid=2357 /-]

Value	Label	Cases	Percentage
0		687	91.6%

# a1_33: 二、增加僱用(a)經常性僱用員工人數：33.一般及文書事務人員			
Value	Label	Cases	Percentage
1		31	4.1%
2		16	2.1%
3		9	1.2%
4		3	0.4%
5		1	0.1%
7		1	0.1%
10		2	0.3%
Sysmiss		2357	
<i>Warning: these figures indicate the number of cases found in the data file. They cannot be interpreted as summary statistics of the population of interest.</i>			
# a1_34: 二、增加僱用(a)經常性僱用員工人數：34.顧客服務事務人員			
Information	[Type= discrete] [Format=numeric] [Range= 0-40] [Missing=*]		
Statistics [NW/ W]	[Valid=750 /-] [Invalid=2357 /-]		
Value	Label	Cases	Percentage
0		715	95.3%
1		17	2.3%
2		9	1.2%
3		1	0.1%
4		4	0.5%
5		2	0.3%
6		1	0.1%
40		1	0.1%
Sysmiss		2357	
<i>Warning: these figures indicate the number of cases found in the data file. They cannot be interpreted as summary statistics of the population of interest.</i>			
# a1_35: 二、增加僱用(a)經常性僱用員工人數：35.會計、生產、運輸事務人員			
Information	[Type= discrete] [Format=numeric] [Range= 0-10] [Missing=*]		
Statistics [NW/ W]	[Valid=750 /-] [Invalid=2357 /-]		
Value	Label	Cases	Percentage
0		715	95.3%
1		23	3.1%
2		10	1.3%
3		1	0.1%
10		1	0.1%
Sysmiss		2357	
<i>Warning: these figures indicate the number of cases found in the data file. They cannot be interpreted as summary statistics of the population of interest.</i>			
# a1_36: 二、增加僱用(a)經常性僱用員工人數：36.人事			
Information	[Type= discrete] [Format=numeric] [Range= 0-2] [Missing=*]		
Statistics [NW/ W]	[Valid=750 /-] [Invalid=2357 /-]		
Value	Label	Cases	Percentage
0		748	99.7%
1		1	0.1%
2		1	0.1%
Sysmiss		2357	
<i>Warning: these figures indicate the number of cases found in the data file. They cannot be interpreted as summary statistics of the population of interest.</i>			

# a1_37: 二、增加僱用(a)經常性僱用員工人數：37.其他事務支援人員			
Information		[Type= discrete] [Format=numeric] [Range= 0-0] [Missing=*]	
Statistics [NW/ W]		[Valid=750 /-] [Invalid=2357 /-]	
Value	Label	Cases	Percentage
0		750	100.0%
Sysmiss		2357	
<i>Warning: these figures indicate the number of cases found in the data file. They cannot be interpreted as summary statistics of the population of interest.</i>			
# a1_38: 二、增加僱用(a)經常性僱用員工人數：38.車、船、機上服務人員			
Information		[Type= discrete] [Format=numeric] [Range= 0-0] [Missing=*]	
Statistics [NW/ W]		[Valid=750 /-] [Invalid=2357 /-]	
Value	Label	Cases	Percentage
0		750	100.0%
Sysmiss		2357	
<i>Warning: these figures indicate the number of cases found in the data file. They cannot be interpreted as summary statistics of the population of interest.</i>			
# a1_39: 二、增加僱用(a)經常性僱用員工人數：39.導遊及領隊			
Information		[Type= discrete] [Format=numeric] [Range= 0-0] [Missing=*]	
Statistics [NW/ W]		[Valid=750 /-] [Invalid=2357 /-]	
Value	Label	Cases	Percentage
0		750	100.0%
Sysmiss		2357	
<i>Warning: these figures indicate the number of cases found in the data file. They cannot be interpreted as summary statistics of the population of interest.</i>			
# a1_40: 二、增加僱用(a)經常性僱用員工人數：40.廚師			
Information		[Type= discrete] [Format=numeric] [Range= 0-10] [Missing=*]	
Statistics [NW/ W]		[Valid=750 /-] [Invalid=2357 /-]	
Value	Label	Cases	Percentage
0		748	99.7%
1		1	0.1%
10		1	0.1%
Sysmiss		2357	
<i>Warning: these figures indicate the number of cases found in the data file. They cannot be interpreted as summary statistics of the population of interest.</i>			
# a1_41: 二、增加僱用(a)經常性僱用員工人數：41.餐飲服務員			
Information		[Type= discrete] [Format=numeric] [Range= 0-50] [Missing=*]	
Statistics [NW/ W]		[Valid=750 /-] [Invalid=2357 /-]	
Value	Label	Cases	Percentage
0		715	95.3%
1		3	0.4%
2		8	1.1%
3		4	0.5%
5		8	1.1%
8		3	0.4%
10		5	0.7%
20		2	0.3%
30		1	0.1%
50		1	0.1%

a1_41: 二、增加僱用(a)經常性僱用員工人數：41.餐飲服務員

Value	Label	Cases	Percentage
0		730	97.3%
1		4	0.5%
2		5	0.7%
4		2	0.3%
5		2	0.3%
6		1	0.1%
7		1	0.1%
8		1	0.1%
10		1	0.1%
14		1	0.1%
15		1	0.1%
20		1	0.1%
System Miss		2357	

Warning: these figures indicate the number of cases found in the data file. They cannot be interpreted as summary statistics of the population of interest.

a1_42: 二、增加僱用(a)經常性僱用員工人數：42.商店銷售有關人員及展售說明人員

Information	[Type= discrete] [Format=numeric] [Range= 0-20] [Missing=*]
Statistics [NW/ W]	[Valid=750 /-] [Invalid=2357 /-]

Value	Label	Cases	Percentage
0		730	97.3%
1		4	0.5%
2		5	0.7%
4		2	0.3%
5		2	0.3%
6		1	0.1%
7		1	0.1%
8		1	0.1%
10		1	0.1%
14		1	0.1%
15		1	0.1%
20		1	0.1%
System Miss		2357	

Warning: these figures indicate the number of cases found in the data file. They cannot be interpreted as summary statistics of the population of interest.

a1_43: 二、增加僱用(a)經常性僱用員工人數：43.電話及網路行銷人員

Information	[Type= discrete] [Format=numeric] [Range= 0-3] [Missing=*]
Statistics [NW/ W]	[Valid=750 /-] [Invalid=2357 /-]

Value	Label	Cases	Percentage
0		749	99.9%
3		1	0.1%
System Miss		2357	

Warning: these figures indicate the number of cases found in the data file. They cannot be interpreted as summary statistics of the population of interest.

a1_44: 二、增加僱用(a)經常性僱用員工人數：44.健康照顧人員、陪病人員

Information	[Type= discrete] [Format=numeric] [Range= 0-13] [Missing=*]
Statistics [NW/ W]	[Valid=750 /-] [Invalid=2357 /-]

Value	Label	Cases	Percentage
0		735	98.0%
1		3	0.4%
2		3	0.4%
3		2	0.3%
4		1	0.1%
5		2	0.3%
8		1	0.1%
10		2	0.3%
13		1	0.1%
System Miss		2357	

Warning: these figures indicate the number of cases found in the data file. They cannot be interpreted as summary statistics of the population of interest.

a1_45: 二、增加僱用(a)經常性僱用員工人數：45.保全(含建築物管理員)

Information	[Type= discrete] [Format=numeric] [Range= 0-20] [Missing=*]
Statistics [NW/ W]	[Valid=750 /-] [Invalid=2357 /-]

Value	Label	Cases	Percentage
0		733	97.7%
2		1	0.1%
3		2	0.3%
5		6	0.8%
8		2	0.3%
10		3	0.4%
15		1	0.1%
20		2	0.3%
Sysmiss		2357	

Warning: these figures indicate the number of cases found in the data file. They cannot be interpreted as summary statistics of the population of interest.

a1_46: 二、增加僱用(a)經常性僱用員工人數：46.其他服務及銷售工作人員

Information	[Type= discrete] [Format=numeric] [Range= 0-30] [Missing=*]
Statistics [NW/ W]	[Valid=750 /-] [Invalid=2357 /-]

Value	Label	Cases	Percentage
0		743	99.1%
1		1	0.1%
2		3	0.4%
3		1	0.1%
5		1	0.1%
30		1	0.1%
Sysmiss		2357	

Warning: these figures indicate the number of cases found in the data file. They cannot be interpreted as summary statistics of the population of interest.

a1_47: 二、增加僱用(a)經常性僱用員工人數：47.營建及有關工作人員

Information	[Type= discrete] [Format=numeric] [Range= 0-5] [Missing=*]
Statistics [NW/ W]	[Valid=750 /-] [Invalid=2357 /-]

Value	Label	Cases	Percentage
0		748	99.7%
5		2	0.3%
Sysmiss		2357	

Warning: these figures indicate the number of cases found in the data file. They cannot be interpreted as summary statistics of the population of interest.

a1_48: 二、增加僱用(a)經常性僱用員工人數：48.品質檢查人員

Information	[Type= discrete] [Format=numeric] [Range= 0-20] [Missing=*]
Statistics [NW/ W]	[Valid=750 /-] [Invalid=2357 /-]

Value	Label	Cases	Percentage
0		731	97.5%
1		9	1.2%
2		6	0.8%
5		2	0.3%
10		1	0.1%
20		1	0.1%

a1_48: 二、增加僱用(a)經常性僱用員工人數：48.品質檢查人員

Value	Label	Cases	Percentage
0		2357	
<i>Warning: these figures indicate the number of cases found in the data file. They cannot be interpreted as summary statistics of the population of interest.</i>			

a1_49: 二、增加僱用(a)經常性僱用員工人數：49.維修技術類工作人員

Information	[Type= discrete] [Format=numeric] [Range= 0-70] [Missing=*]
Statistics [NW/ W]	[Valid=750 /-] [Invalid=2357 /-]

Value	Label	Cases	Percentage
0		714	95.2%
1		11	1.5%
2		13	1.7%
3		3	0.4%
4		2	0.3%
5		4	0.5%
10		1	0.1%
14		1	0.1%
70		1	0.1%
Sysmiss		2357	
<i>Warning: these figures indicate the number of cases found in the data file. They cannot be interpreted as summary statistics of the population of interest.</i>			

a1_50: 二、增加僱用(a)經常性僱用員工人數：50.操作技術類工作人員

Information	[Type= discrete] [Format=numeric] [Range= 0-80] [Missing=*]
Statistics [NW/ W]	[Valid=750 /-] [Invalid=2357 /-]

Value	Label	Cases	Percentage
0		580	77.3%
1		24	3.2%
2		38	5.1%
3		24	3.2%
4		10	1.3%
5		22	2.9%
6		3	0.4%
7		3	0.4%
8		2	0.3%
9		1	0.1%
10		21	2.8%
12		2	0.3%
13		1	0.1%
15		2	0.3%
20		5	0.7%
22		1	0.1%
24		1	0.1%
25		1	0.1%
30		4	0.5%
50		3	0.4%
70		1	0.1%
80		1	0.1%
Sysmiss		2357	

a1_50: 二、增加僱用(a)經常性僱用員工人數：50.操作技術類工作人員

Warning: these figures indicate the number of cases found in the data file. They cannot be interpreted as summary statistics of the population of interest.

a1_51: 二、增加僱用(a)經常性僱用員工人數：51.組裝人員

Information [Type= discrete] [Format=numeric] [Range= 0-100] [Missing=*]

Statistics [NW/ W] [Valid=750 /-] [Invalid=2357 /-]

Value	Label	Cases	Percentage
0		719	95.9%
1		6	0.8%
2		7	0.9%
3		4	0.5%
4		2	0.3%
5		2	0.3%
6		1	0.1%
8		2	0.3%
10		3	0.4%
15		2	0.3%
50		1	0.1%
100		1	0.1%
Sysmiss		2357	

Warning: these figures indicate the number of cases found in the data file. They cannot be interpreted as summary statistics of the population of interest.

a1_52: 二、增加僱用(a)經常性僱用員工人數：52.駕駛及移運設備操作人員

Information [Type= discrete] [Format=numeric] [Range= 0-100] [Missing=*]

Statistics [NW/ W] [Valid=750 /-] [Invalid=2357 /-]

Value	Label	Cases	Percentage
0		734	97.9%
1		6	0.8%
2		3	0.4%
3		1	0.1%
4		1	0.1%
9		1	0.1%
20		2	0.3%
30		1	0.1%
100		1	0.1%
Sysmiss		2357	

Warning: these figures indicate the number of cases found in the data file. They cannot be interpreted as summary statistics of the population of interest.

a1_53: 二、增加僱用(a)經常性僱用員工人數：53.其他技藝、機械設備操作及組裝人員

Information [Type= discrete] [Format=numeric] [Range= 0-10] [Missing=*]

Statistics [NW/ W] [Valid=750 /-] [Invalid=2357 /-]

Value	Label	Cases	Percentage
0		743	99.1%
1		1	0.1%
3		1	0.1%
4		1	0.1%
5		3	0.4%
10		1	0.1%

# a1_53: 二、增加僱用(a)經常性僱用員工人數：53.其他技藝、機械設備操作及組裝人員			
Value	Label	Cases	Percentage
Sysmiss		2357	
<i>Warning: these figures indicate the number of cases found in the data file. They cannot be interpreted as summary statistics of the population of interest.</i>			
# a1_54: 二、增加僱用(a)經常性僱用員工人數：54.清潔工			
Information		[Type= discrete] [Format=numeric] [Range= 0-12] [Missing=*]	
Statistics [NW/ W]		[Valid=750 /-] [Invalid=2357 /-]	
Value	Label	Cases	Percentage
0		738	98.4%
1		3	0.4%
2		1	0.1%
3		2	0.3%
5		4	0.5%
10		1	0.1%
12		1	0.1%
Sysmiss		2357	
<i>Warning: these figures indicate the number of cases found in the data file. They cannot be interpreted as summary statistics of the population of interest.</i>			
# a1_55: 二、增加僱用(a)經常性僱用員工人數：55.勞力工			
Information		[Type= discrete] [Format=numeric] [Range= 0-20] [Missing=*]	
Statistics [NW/ W]		[Valid=750 /-] [Invalid=2357 /-]	
Value	Label	Cases	Percentage
0		690	92.0%
1		13	1.7%
2		10	1.3%
3		7	0.9%
4		4	0.5%
5		12	1.6%
10		8	1.1%
14		1	0.1%
15		2	0.3%
20		3	0.4%
Sysmiss		2357	
<i>Warning: these figures indicate the number of cases found in the data file. They cannot be interpreted as summary statistics of the population of interest.</i>			
# a1_56: 二、增加僱用(a)經常性僱用員工人數：56.其他基層技術工及勞力工			
Information		[Type= discrete] [Format=numeric] [Range= 0-12] [Missing=*]	
Statistics [NW/ W]		[Valid=750 /-] [Invalid=2357 /-]	
Value	Label	Cases	Percentage
0		739	98.5%
2		3	0.4%
3		4	0.5%
5		1	0.1%
7		1	0.1%
8		1	0.1%
12		1	0.1%
Sysmiss		2357	

# a1_56: 二、增加僱用(a)經常性僱用員工人數：56.其他基層技術工及勞力工			
<i>Warning: these figures indicate the number of cases found in the data file. They cannot be interpreted as summary statistics of the population of interest.</i>			
# a2_0: 二、增加僱用(b)臨時或季節性員工人數：主管及經理人員			
Information		[Type= discrete] [Format=numeric] [Range= 0-0] [Missing=*]	
Statistics [NW/ W]		[Valid=750 /-] [Invalid=2357 /-]	
Value	Label	Cases	Percentage
0		750	100.0%
Sysmiss		2357	
<i>Warning: these figures indicate the number of cases found in the data file. They cannot be interpreted as summary statistics of the population of interest.</i>			
# a2_1: 二、增加僱用(b)臨時或季節性員工人數：01.生產管理、品質管制工程師			
Information		[Type= discrete] [Format=numeric] [Range= 0-0] [Missing=*]	
Statistics [NW/ W]		[Valid=750 /-] [Invalid=2357 /-]	
Value	Label	Cases	Percentage
0		750	100.0%
Sysmiss		2357	
<i>Warning: these figures indicate the number of cases found in the data file. They cannot be interpreted as summary statistics of the population of interest.</i>			
# a2_2: 二、增加僱用(b)臨時或季節性員工人數：02.製程工程師			
Information		[Type= discrete] [Format=numeric] [Range= 0-0] [Missing=*]	
Statistics [NW/ W]		[Valid=750 /-] [Invalid=2357 /-]	
Value	Label	Cases	Percentage
0		750	100.0%
Sysmiss		2357	
<i>Warning: these figures indicate the number of cases found in the data file. They cannot be interpreted as summary statistics of the population of interest.</i>			
# a2_3: 二、增加僱用(b)臨時或季節性員工人數：03.環衛工程師			
Information		[Type= discrete] [Format=numeric] [Range= 0-0] [Missing=*]	
Statistics [NW/ W]		[Valid=750 /-] [Invalid=2357 /-]	
Value	Label	Cases	Percentage
0		750	100.0%
Sysmiss		2357	
<i>Warning: these figures indicate the number of cases found in the data file. They cannot be interpreted as summary statistics of the population of interest.</i>			
# a2_4: 二、增加僱用(b)臨時或季節性員工人數：04.機械、化工、紡織、食品等工程師及研發人員			
Information		[Type= discrete] [Format=numeric] [Range= 0-0] [Missing=*]	
Statistics [NW/ W]		[Valid=750 /-] [Invalid=2357 /-]	
Value	Label	Cases	Percentage
0		750	100.0%
Sysmiss		2357	
<i>Warning: these figures indicate the number of cases found in the data file. They cannot be interpreted as summary statistics of the population of interest.</i>			
# a2_5: 二、增加僱用(b)臨時或季節性員工人數：05.電科技工程師			
Information		[Type= discrete] [Format=numeric] [Range= 0-0] [Missing=*]	
Statistics [NW/ W]		[Valid=750 /-] [Invalid=2357 /-]	
Value	Label	Cases	Percentage
0		750	100.0%
Sysmiss		2357	

# a2_5: 二、增加僱用 (b) 臨時或季節性員工人數： 05.電科技工程師			
<i>Warning: these figures indicate the number of cases found in the data file. They cannot be interpreted as summary statistics of the population of interest.</i>			
# a2_6: 二、增加僱用 (b) 臨時或季節性員工人數： 06.營建、製圖、測量等專業人員			
Information	[Type= discrete] [Format=numeric] [Range= 0-0] [Missing=*]		
Statistics [NW/ W]	[Valid=750 /-] [Invalid=2357 /-]		
Value	Label	Cases	Percentage
0		750	100.0%
Sysmiss		2357	
<i>Warning: these figures indicate the number of cases found in the data file. They cannot be interpreted as summary statistics of the population of interest.</i>			
# a2_7: 二、增加僱用 (b) 臨時或季節性員工人數： 07.設計專業人員			
Information	[Type= discrete] [Format=numeric] [Range= 0-0] [Missing=*]		
Statistics [NW/ W]	[Valid=750 /-] [Invalid=2357 /-]		
Value	Label	Cases	Percentage
0		750	100.0%
Sysmiss		2357	
<i>Warning: these figures indicate the number of cases found in the data file. They cannot be interpreted as summary statistics of the population of interest.</i>			
# a2_8: 二、增加僱用 (b) 臨時或季節性員工人數： 08.醫療保健專業人員			
Information	[Type= discrete] [Format=numeric] [Range= 0-0] [Missing=*]		
Statistics [NW/ W]	[Valid=750 /-] [Invalid=2357 /-]		
Value	Label	Cases	Percentage
0		750	100.0%
Sysmiss		2357	
<i>Warning: these figures indicate the number of cases found in the data file. They cannot be interpreted as summary statistics of the population of interest.</i>			
# a2_9: 二、增加僱用 (b) 臨時或季節性員工人數： 09.會計專業人員			
Information	[Type= discrete] [Format=numeric] [Range= 0-0] [Missing=*]		
Statistics [NW/ W]	[Valid=750 /-] [Invalid=2357 /-]		
Value	Label	Cases	Percentage
0		750	100.0%
Sysmiss		2357	
<i>Warning: these figures indicate the number of cases found in the data file. They cannot be interpreted as summary statistics of the population of interest.</i>			
# a2_10: 二、增加僱用 (b) 臨時或季節性員工人數： 10.財務、保險、金融、投資等專業人員			
Information	[Type= discrete] [Format=numeric] [Range= 0-0] [Missing=*]		
Statistics [NW/ W]	[Valid=750 /-] [Invalid=2357 /-]		
Value	Label	Cases	Percentage
0		750	100.0%
Sysmiss		2357	
<i>Warning: these figures indicate the number of cases found in the data file. They cannot be interpreted as summary statistics of the population of interest.</i>			
# a2_11: 二、增加僱用 (b) 臨時或季節性員工人數： 11.人力資源專業人員			
Information	[Type= discrete] [Format=numeric] [Range= 0-0] [Missing=*]		
Statistics [NW/ W]	[Valid=750 /-] [Invalid=2357 /-]		
Value	Label	Cases	Percentage
0		750	100.0%
Sysmiss		2357	

a2_11: 二、增加僱用**(b)**臨時或季節性員工人數：11.人力資源專業人員

Warning: these figures indicate the number of cases found in the data file. They cannot be interpreted as summary statistics of the population of interest.

# a2_12: 二、增加僱用(b)臨時或季節性員工人數：12.企劃、行銷、公關等專業人員			
Information	[Type= discrete] [Format=numeric] [Range= 0-0] [Missing=*]		
Statistics [NW/ W]	[Valid=750 /-] [Invalid=2357 /-]		
Value	Label	Cases	Percentage
0		750	100.0%
Sysmiss		2357	
<i>Warning: these figures indicate the number of cases found in the data file. They cannot be interpreted as summary statistics of the population of interest.</i>			
# a2_13: 二、增加僱用(b)臨時或季節性員工人數：13.軟體、程式、網路、系統、資料庫等資訊專業人員			
Information	[Type= discrete] [Format=numeric] [Range= 0-0] [Missing=*]		
Statistics [NW/ W]	[Valid=750 /-] [Invalid=2357 /-]		
Value	Label	Cases	Percentage
0		750	100.0%
Sysmiss		2357	
<i>Warning: these figures indicate the number of cases found in the data file. They cannot be interpreted as summary statistics of the population of interest.</i>			
# a2_14: 二、增加僱用(b)臨時或季節性員工人數：14.法務專業人員			
Information	[Type= discrete] [Format=numeric] [Range= 0-0] [Missing=*]		
Statistics [NW/ W]	[Valid=750 /-] [Invalid=2357 /-]		
Value	Label	Cases	Percentage
0		750	100.0%
Sysmiss		2357	
<i>Warning: these figures indicate the number of cases found in the data file. They cannot be interpreted as summary statistics of the population of interest.</i>			
# a2_15: 二、增加僱用(b)臨時或季節性員工人數：15.其他專業人員			
Information	[Type= discrete] [Format=numeric] [Range= 0-4] [Missing=*]		
Statistics [NW/ W]	[Valid=750 /-] [Invalid=2357 /-]		
Value	Label	Cases	Percentage
0		749	99.9%
4		1	0.1%
Sysmiss		2357	
<i>Warning: these figures indicate the number of cases found in the data file. They cannot be interpreted as summary statistics of the population of interest.</i>			
# a2_16: 二、增加僱用(b)臨時或季節性員工人數：16.營建工程、製圖技術員			
Information	[Type= discrete] [Format=numeric] [Range= 0-0] [Missing=*]		
Statistics [NW/ W]	[Valid=750 /-] [Invalid=2357 /-]		
Value	Label	Cases	Percentage
0		750	100.0%
Sysmiss		2357	
<i>Warning: these figures indicate the number of cases found in the data file. They cannot be interpreted as summary statistics of the population of interest.</i>			
# a2_17: 二、增加僱用(b)臨時或季節性員工人數：17.電機、電子工程技術員			
Information	[Type= discrete] [Format=numeric] [Range= 0-0] [Missing=*]		
Statistics [NW/ W]	[Valid=750 /-] [Invalid=2357 /-]		
Value	Label	Cases	Percentage
0		750	100.0%
Sysmiss		2357	
<i>Warning: these figures indicate the number of cases found in the data file. They cannot be interpreted as summary statistics of the population of interest.</i>			

# a2_18: 二、增加僱用 (b) 臨時或季節性員工人數：18.機械、化工、紡織、食品等技術員			
Information		[Type= discrete] [Format=numeric] [Range= 0-0] [Missing=*]	
Statistics [NW/ W]		[Valid=750 /-] [Invalid=2357 /-]	
Value	Label	Cases	Percentage
0		750	100.0%
Sysmiss		2357	
<i>Warning: these figures indicate the number of cases found in the data file. They cannot be interpreted as summary statistics of the population of interest.</i>			
# a2_19: 二、增加僱用 (b) 臨時或季節性員工人數：19.生產管理技術員、品質管制技術員			
Information		[Type= discrete] [Format=numeric] [Range= 0-0] [Missing=*]	
Statistics [NW/ W]		[Valid=750 /-] [Invalid=2357 /-]	
Value	Label	Cases	Percentage
0		750	100.0%
Sysmiss		2357	
<i>Warning: these figures indicate the number of cases found in the data file. They cannot be interpreted as summary statistics of the population of interest.</i>			
# a2_20: 二、增加僱用 (b) 臨時或季節性員工人數：20.製程控制技術員			
Information		[Type= discrete] [Format=numeric] [Range= 0-0] [Missing=*]	
Statistics [NW/ W]		[Valid=750 /-] [Invalid=2357 /-]	
Value	Label	Cases	Percentage
0		750	100.0%
Sysmiss		2357	
<i>Warning: these figures indicate the number of cases found in the data file. They cannot be interpreted as summary statistics of the population of interest.</i>			
# a2_21: 二、增加僱用 (b) 臨時或季節性員工人數：21.製造、營造監督人員			
Information		[Type= discrete] [Format=numeric] [Range= 0-0] [Missing=*]	
Statistics [NW/ W]		[Valid=750 /-] [Invalid=2357 /-]	
Value	Label	Cases	Percentage
0		750	100.0%
Sysmiss		2357	
<i>Warning: these figures indicate the number of cases found in the data file. They cannot be interpreted as summary statistics of the population of interest.</i>			
# a2_22: 二、增加僱用 (b) 臨時或季節性員工人數：22.醫療保健助理專業人員			
Information		[Type= discrete] [Format=numeric] [Range= 0-0] [Missing=*]	
Statistics [NW/ W]		[Valid=750 /-] [Invalid=2357 /-]	
Value	Label	Cases	Percentage
0		750	100.0%
Sysmiss		2357	
<i>Warning: these figures indicate the number of cases found in the data file. They cannot be interpreted as summary statistics of the population of interest.</i>			
# a2_23: 二、增加僱用 (b) 臨時或季節性員工人數：23.環衛類技術員(含勞工安全類技術人員)			
Information		[Type= discrete] [Format=numeric] [Range= 0-10] [Missing=*]	
Statistics [NW/ W]		[Valid=750 /-] [Invalid=2357 /-]	
Value	Label	Cases	Percentage
0		749	99.9%
10		1	0.1%
Sysmiss		2357	
<i>Warning: these figures indicate the number of cases found in the data file. They cannot be interpreted as summary statistics of the population of interest.</i>			

# a2_24: 二、增加僱用 (b) 臨時或季節性員工人數：24.財務、金融等助理人員			
Information		[Type= discrete] [Format=numeric] [Range= 0-0] [Missing=*]	
Statistics [NW/ W]		[Valid=750 /-] [Invalid=2357 /-]	
Value	Label	Cases	Percentage
0		750	100.0%
Sysmiss		2357	
<i>Warning: these figures indicate the number of cases found in the data file. They cannot be interpreted as summary statistics of the population of interest.</i>			
# a2_25: 二、增加僱用 (b) 臨時或季節性員工人數：25.會計助理人員			
Information		[Type= discrete] [Format=numeric] [Range= 0-0] [Missing=*]	
Statistics [NW/ W]		[Valid=750 /-] [Invalid=2357 /-]	
Value	Label	Cases	Percentage
0		750	100.0%
Sysmiss		2357	
<i>Warning: these figures indicate the number of cases found in the data file. They cannot be interpreted as summary statistics of the population of interest.</i>			
# a2_26: 二、增加僱用 (b) 臨時或季節性員工人數：26.業務銷售、貿易助理專業人員			
Information		[Type= discrete] [Format=numeric] [Range= 0-0] [Missing=*]	
Statistics [NW/ W]		[Valid=750 /-] [Invalid=2357 /-]	
Value	Label	Cases	Percentage
0		750	100.0%
Sysmiss		2357	
<i>Warning: these figures indicate the number of cases found in the data file. They cannot be interpreted as summary statistics of the population of interest.</i>			
# a2_27: 二、增加僱用 (b) 臨時或季節性員工人數：27.採購員			
Information		[Type= discrete] [Format=numeric] [Range= 0-0] [Missing=*]	
Statistics [NW/ W]		[Valid=750 /-] [Invalid=2357 /-]	
Value	Label	Cases	Percentage
0		750	100.0%
Sysmiss		2357	
<i>Warning: these figures indicate the number of cases found in the data file. They cannot be interpreted as summary statistics of the population of interest.</i>			
# a2_28: 二、增加僱用 (b) 臨時或季節性員工人數：28.人力資源助理專業人員			
Information		[Type= discrete] [Format=numeric] [Range= 0-0] [Missing=*]	
Statistics [NW/ W]		[Valid=750 /-] [Invalid=2357 /-]	
Value	Label	Cases	Percentage
0		750	100.0%
Sysmiss		2357	
<i>Warning: these figures indicate the number of cases found in the data file. They cannot be interpreted as summary statistics of the population of interest.</i>			
# a2_29: 二、增加僱用 (b) 臨時或季節性員工人數：29.不動產經紀人			
Information		[Type= discrete] [Format=numeric] [Range= 0-0] [Missing=*]	
Statistics [NW/ W]		[Valid=750 /-] [Invalid=2357 /-]	
Value	Label	Cases	Percentage
0		750	100.0%
Sysmiss		2357	
<i>Warning: these figures indicate the number of cases found in the data file. They cannot be interpreted as summary statistics of the population of interest.</i>			

# a2_30: 二、增加僱用 (b) 臨時或季節性員工人數：30.法務助理人員			
Information		[Type= discrete] [Format=numeric] [Range= 0-0] [Missing=*]	
Statistics [NW/ W]		[Valid=750 /-] [Invalid=2357 /-]	
Value	Label	Cases	Percentage
0		750	100.0%
Sysmiss		2357	
<i>Warning: these figures indicate the number of cases found in the data file. They cannot be interpreted as summary statistics of the population of interest.</i>			
# a2_31: 二、增加僱用 (b) 臨時或季節性員工人數：31.資訊及通訊傳播技術員			
Information		[Type= discrete] [Format=numeric] [Range= 0-4] [Missing=*]	
Statistics [NW/ W]		[Valid=750 /-] [Invalid=2357 /-]	
Value	Label	Cases	Percentage
0		748	99.7%
2		1	0.1%
4		1	0.1%
Sysmiss		2357	
<i>Warning: these figures indicate the number of cases found in the data file. They cannot be interpreted as summary statistics of the population of interest.</i>			
# a2_32: 二、增加僱用 (b) 臨時或季節性員工人數：32.其他技術員及助理專業人員			
Information		[Type= discrete] [Format=numeric] [Range= 0-0] [Missing=*]	
Statistics [NW/ W]		[Valid=750 /-] [Invalid=2357 /-]	
Value	Label	Cases	Percentage
0		750	100.0%
Sysmiss		2357	
<i>Warning: these figures indicate the number of cases found in the data file. They cannot be interpreted as summary statistics of the population of interest.</i>			
# a2_33: 二、增加僱用 (b) 臨時或季節性員工人數：33.一般及文書事務人員			
Information		[Type= discrete] [Format=numeric] [Range= 0-6] [Missing=*]	
Statistics [NW/ W]		[Valid=750 /-] [Invalid=2357 /-]	
Value	Label	Cases	Percentage
0		747	99.6%
2		1	0.1%
3		1	0.1%
6		1	0.1%
Sysmiss		2357	
<i>Warning: these figures indicate the number of cases found in the data file. They cannot be interpreted as summary statistics of the population of interest.</i>			
# a2_34: 二、增加僱用 (b) 臨時或季節性員工人數：34.顧客服務事務人員			
Information		[Type= discrete] [Format=numeric] [Range= 0-0] [Missing=*]	
Statistics [NW/ W]		[Valid=750 /-] [Invalid=2357 /-]	
Value	Label	Cases	Percentage
0		750	100.0%
Sysmiss		2357	
<i>Warning: these figures indicate the number of cases found in the data file. They cannot be interpreted as summary statistics of the population of interest.</i>			
# a2_35: 二、增加僱用 (b) 臨時或季節性員工人數：35.會計、生產、運輸事務人員			
Information		[Type= discrete] [Format=numeric] [Range= 0-4] [Missing=*]	
Statistics [NW/ W]		[Valid=750 /-] [Invalid=2357 /-]	

a2_35: 二、增加僱用(b)臨時或季節性員工人數：35.會計、生產、運輸事務人員

Value	Label	Cases	Percentage
0		749	99.9%
4		1	0.1%
Sysmiss		2357	

Warning: these figures indicate the number of cases found in the data file. They cannot be interpreted as summary statistics of the population of interest.

a2_36: 二、增加僱用(b)臨時或季節性員工人數：36.人事

Information	[Type= discrete] [Format=numeric] [Range= 0-0] [Missing=*]
Statistics [NW/ W]	[Valid=750 /-] [Invalid=2357 /-]

Value	Label	Cases	Percentage
0		750	100.0%
Sysmiss		2357	

Warning: these figures indicate the number of cases found in the data file. They cannot be interpreted as summary statistics of the population of interest.

a2_37: 二、增加僱用(b)臨時或季節性員工人數：37.其他事務支援人員

Information	[Type= discrete] [Format=numeric] [Range= 0-0] [Missing=*]
Statistics [NW/ W]	[Valid=750 /-] [Invalid=2357 /-]

Value	Label	Cases	Percentage
0		750	100.0%
Sysmiss		2357	

Warning: these figures indicate the number of cases found in the data file. They cannot be interpreted as summary statistics of the population of interest.

a2_38: 二、增加僱用(b)臨時或季節性員工人數：38.車、船、機上服務人員

Information	[Type= discrete] [Format=numeric] [Range= 0-0] [Missing=*]
Statistics [NW/ W]	[Valid=750 /-] [Invalid=2357 /-]

Value	Label	Cases	Percentage
0		750	100.0%
Sysmiss		2357	

Warning: these figures indicate the number of cases found in the data file. They cannot be interpreted as summary statistics of the population of interest.

a2_39: 二、增加僱用(b)臨時或季節性員工人數：39.導遊及領隊

Information	[Type= discrete] [Format=numeric] [Range= 0-0] [Missing=*]
Statistics [NW/ W]	[Valid=750 /-] [Invalid=2357 /-]

Value	Label	Cases	Percentage
0		750	100.0%
Sysmiss		2357	

Warning: these figures indicate the number of cases found in the data file. They cannot be interpreted as summary statistics of the population of interest.

a2_40: 二、增加僱用(b)臨時或季節性員工人數：40.廚師

Information	[Type= discrete] [Format=numeric] [Range= 0-0] [Missing=*]
Statistics [NW/ W]	[Valid=750 /-] [Invalid=2357 /-]

Value	Label	Cases	Percentage
0		750	100.0%
Sysmiss		2357	

Warning: these figures indicate the number of cases found in the data file. They cannot be interpreted as summary statistics of the population of interest.

a2_41: 二、增加僱用(b)臨時或季節性員工人數：41.餐飲服務員

Information	[Type= discrete] [Format=numeric] [Range= 0-30] [Missing=*]
--------------------	---

# a2_41: 二、增加僱用(b)臨時或季節性員工人數：41.餐飲服務員			
Statistics [NW/ W]		[Valid=750 /-] [Invalid=2357 /-]	
Value	Label	Cases	Percentage
0		746	99.5%
2		2	0.3%
3		1	0.1%
30		1	0.1%
Sysmiss		2357	
<i>Warning: these figures indicate the number of cases found in the data file. They cannot be interpreted as summary statistics of the population of interest.</i>			
# a2_42: 二、增加僱用(b)臨時或季節性員工人數：42.商店銷售有關人員及展售說明人員			
Information		[Type= discrete] [Format=numeric] [Range= 0-10] [Missing=*]	
Statistics [NW/ W]		[Valid=750 /-] [Invalid=2357 /-]	
Value	Label	Cases	Percentage
0		746	99.5%
2		2	0.3%
3		1	0.1%
10		1	0.1%
Sysmiss		2357	
<i>Warning: these figures indicate the number of cases found in the data file. They cannot be interpreted as summary statistics of the population of interest.</i>			
# a2_43: 二、增加僱用(b)臨時或季節性員工人數：43.電話及網路行銷人員			
Information		[Type= discrete] [Format=numeric] [Range= 0-1] [Missing=*]	
Statistics [NW/ W]		[Valid=750 /-] [Invalid=2357 /-]	
Value	Label	Cases	Percentage
0		749	99.9%
1		1	0.1%
Sysmiss		2357	
<i>Warning: these figures indicate the number of cases found in the data file. They cannot be interpreted as summary statistics of the population of interest.</i>			
# a2_44: 二、增加僱用(b)臨時或季節性員工人數：44.健康照顧人員、陪病人員			
Information		[Type= discrete] [Format=numeric] [Range= 0-0] [Missing=*]	
Statistics [NW/ W]		[Valid=750 /-] [Invalid=2357 /-]	
Value	Label	Cases	Percentage
0		750	100.0%
Sysmiss		2357	
<i>Warning: these figures indicate the number of cases found in the data file. They cannot be interpreted as summary statistics of the population of interest.</i>			
# a2_45: 二、增加僱用(b)臨時或季節性員工人數：45.保全(含建築物管理員)			
Information		[Type= discrete] [Format=numeric] [Range= 0-0] [Missing=*]	
Statistics [NW/ W]		[Valid=750 /-] [Invalid=2357 /-]	
Value	Label	Cases	Percentage
0		750	100.0%
Sysmiss		2357	
<i>Warning: these figures indicate the number of cases found in the data file. They cannot be interpreted as summary statistics of the population of interest.</i>			
# a2_46: 二、增加僱用(b)臨時或季節性員工人數：46.其他服務及銷售工作人員			
Information		[Type= discrete] [Format=numeric] [Range= 0-0] [Missing=*]	
Statistics [NW/ W]		[Valid=750 /-] [Invalid=2357 /-]	

a2_46: 二、增加僱用**(b)**臨時或季節性員工人數：46.其他服務及銷售工作人員

Value	Label	Cases	Percentage
0		750	100.0%
Sysmiss		2357	

Warning: these figures indicate the number of cases found in the data file. They cannot be interpreted as summary statistics of the population of interest.

a2_47: 二、增加僱用**(b)**臨時或季節性員工人數：47.營建及有關工作人員

Information	[Type= discrete] [Format=numeric] [Range= 0-17] [Missing=*]
Statistics [NW/ W]	[Valid=750 /-] [Invalid=2357 /-]

Value	Label	Cases	Percentage
0		748	99.7%
4		1	0.1%
17		1	0.1%
Sysmiss		2357	

Warning: these figures indicate the number of cases found in the data file. They cannot be interpreted as summary statistics of the population of interest.

a2_48: 二、增加僱用**(b)**臨時或季節性員工人數：48.品質檢查人員

Information	[Type= discrete] [Format=numeric] [Range= 0-10] [Missing=*]
Statistics [NW/ W]	[Valid=750 /-] [Invalid=2357 /-]

Value	Label	Cases	Percentage
0		749	99.9%
10		1	0.1%
Sysmiss		2357	

Warning: these figures indicate the number of cases found in the data file. They cannot be interpreted as summary statistics of the population of interest.

a2_49: 二、增加僱用**(b)**臨時或季節性員工人數：49.維修技術類工作人員

Information	[Type= discrete] [Format=numeric] [Range= 0-26] [Missing=*]
Statistics [NW/ W]	[Valid=750 /-] [Invalid=2357 /-]

Value	Label	Cases	Percentage
0		747	99.6%
10		1	0.1%
15		1	0.1%
26		1	0.1%
Sysmiss		2357	

Warning: these figures indicate the number of cases found in the data file. They cannot be interpreted as summary statistics of the population of interest.

a2_50: 二、增加僱用**(b)**臨時或季節性員工人數：50.操作技術類工作人員

Information	[Type= discrete] [Format=numeric] [Range= 0-50] [Missing=*]
Statistics [NW/ W]	[Valid=750 /-] [Invalid=2357 /-]

Value	Label	Cases	Percentage
0		744	99.2%
1		1	0.1%
2		1	0.1%
3		2	0.3%
15		1	0.1%
50		1	0.1%
Sysmiss		2357	

Warning: these figures indicate the number of cases found in the data file. They cannot be interpreted as summary statistics of the population of interest.

# a2_51: 二、增加僱用 (b) 臨時或季節性員工人數：51.組裝人員			
Information		[Type= discrete] [Format=numeric] [Range= 0-15] [Missing=*]	
Statistics [NW/ W]		[Valid=750 /-] [Invalid=2357 /-]	
Value	Label	Cases	Percentage
0		748	99.7%
10		1	0.1%
15		1	0.1%
Systemmiss		2357	
<i>Warning: these figures indicate the number of cases found in the data file. They cannot be interpreted as summary statistics of the population of interest.</i>			
# a2_52: 二、增加僱用 (b) 臨時或季節性員工人數：52.駕駛及移運設備操作人員			
Information		[Type= discrete] [Format=numeric] [Range= 0-0] [Missing=*]	
Statistics [NW/ W]		[Valid=750 /-] [Invalid=2357 /-]	
Value	Label	Cases	Percentage
0		750	100.0%
Systemmiss		2357	
<i>Warning: these figures indicate the number of cases found in the data file. They cannot be interpreted as summary statistics of the population of interest.</i>			
# a2_53: 二、增加僱用 (b) 臨時或季節性員工人數：53.其他技藝、機械設備操作及組裝人員			
Information		[Type= discrete] [Format=numeric] [Range= 0-14] [Missing=*]	
Statistics [NW/ W]		[Valid=750 /-] [Invalid=2357 /-]	
Value	Label	Cases	Percentage
0		748	99.7%
2		1	0.1%
14		1	0.1%
Systemmiss		2357	
<i>Warning: these figures indicate the number of cases found in the data file. They cannot be interpreted as summary statistics of the population of interest.</i>			
# a2_54: 二、增加僱用 (b) 臨時或季節性員工人數：54.清潔工			
Information		[Type= discrete] [Format=numeric] [Range= 0-2] [Missing=*]	
Statistics [NW/ W]		[Valid=750 /-] [Invalid=2357 /-]	
Value	Label	Cases	Percentage
0		748	99.7%
2		2	0.3%
Systemmiss		2357	
<i>Warning: these figures indicate the number of cases found in the data file. They cannot be interpreted as summary statistics of the population of interest.</i>			
# a2_55: 二、增加僱用 (b) 臨時或季節性員工人數：55.勞力工			
Information		[Type= discrete] [Format=numeric] [Range= 0-150] [Missing=*]	
Statistics [NW/ W]		[Valid=750 /-] [Invalid=2357 /-]	
Value	Label	Cases	Percentage
0		739	98.5%
1		2	0.3%
2		1	0.1%
3		3	0.4%
4		1	0.1%
10		1	0.1%
15		1	0.1%

a2_55: 二、增加僱用(b)臨時或季節性員工人數：55.勞力工

Value	Label	Cases	Percentage
20		1	0.1%
150		1	0.1%
Sysmiss		2357	

Warning: these figures indicate the number of cases found in the data file. They cannot be interpreted as summary statistics of the population of interest.

a2_56: 二、增加僱用(b)臨時或季節性員工人數：56.其他基層技術工及勞力工

Information	[Type= discrete] [Format=numeric] [Range= 0-3] [Missing=*]
Statistics [NW/ W]	[Valid=750 /-] [Invalid=2357 /-]

Value	Label	Cases	Percentage
0		749	99.9%
3		1	0.1%
Sysmiss		2357	

Warning: these figures indicate the number of cases found in the data file. They cannot be interpreted as summary statistics of the population of interest.

a3_0: 二、增加僱用(b1)部分工時員工人數：主管及經理人員

Information	[Type= discrete] [Format=numeric] [Range= 0-0] [Missing=*]
Statistics [NW/ W]	[Valid=750 /-] [Invalid=2357 /-]

Value	Label	Cases	Percentage
0		750	100.0%
Sysmiss		2357	

Warning: these figures indicate the number of cases found in the data file. They cannot be interpreted as summary statistics of the population of interest.

a3_1: 二、增加僱用(b1)部分工時員工人數：01.生產管理、品質管制工程師

Information	[Type= discrete] [Format=numeric] [Range= 0-0] [Missing=*]
Statistics [NW/ W]	[Valid=750 /-] [Invalid=2357 /-]

Value	Label	Cases	Percentage
0		750	100.0%
Sysmiss		2357	

Warning: these figures indicate the number of cases found in the data file. They cannot be interpreted as summary statistics of the population of interest.

a3_2: 二、增加僱用(b1)部分工時員工人數：02.製程工程師

Information	[Type= discrete] [Format=numeric] [Range= 0-0] [Missing=*]
Statistics [NW/ W]	[Valid=750 /-] [Invalid=2357 /-]

Value	Label	Cases	Percentage
0		750	100.0%
Sysmiss		2357	

Warning: these figures indicate the number of cases found in the data file. They cannot be interpreted as summary statistics of the population of interest.

a3_3: 二、增加僱用(b1)部分工時員工人數：03.環衛工程師

Information	[Type= discrete] [Format=numeric] [Range= 0-0] [Missing=*]
Statistics [NW/ W]	[Valid=750 /-] [Invalid=2357 /-]

Value	Label	Cases	Percentage
0		750	100.0%
Sysmiss		2357	

Warning: these figures indicate the number of cases found in the data file. They cannot be interpreted as summary statistics of the population of interest.

a3_4: 二、增加僱用(b1)部分工時員工人數：04.機械、化工、紡織、食品等工程師及研發人員

Information		[Type= discrete] [Format=numeric] [Range= 0-0] [Missing=*]	
Statistics [NW/ W]		[Valid=750 /-] [Invalid=2357 /-]	
Value	Label	Cases	Percentage
0		750	100.0%
Sysmiss		2357	

Warning: these figures indicate the number of cases found in the data file. They cannot be interpreted as summary statistics of the population of interest.

# a3_5: 二、增加僱用(b1)部分工時員工人數：05.電科技工程師			
Information		[Type= discrete] [Format=numeric] [Range= 0-0] [Missing=*]	
Statistics [NW/ W]		[Valid=750 /-] [Invalid=2357 /-]	
Value	Label	Cases	Percentage
0		750	100.0%
Sysmiss		2357	
<i>Warning: these figures indicate the number of cases found in the data file. They cannot be interpreted as summary statistics of the population of interest.</i>			
# a3_6: 二、增加僱用(b1)部分工時員工人數：06.營建、製圖、測量等專業人員			
Information		[Type= discrete] [Format=numeric] [Range= 0-0] [Missing=*]	
Statistics [NW/ W]		[Valid=750 /-] [Invalid=2357 /-]	
Value	Label	Cases	Percentage
0		750	100.0%
Sysmiss		2357	
<i>Warning: these figures indicate the number of cases found in the data file. They cannot be interpreted as summary statistics of the population of interest.</i>			
# a3_7: 二、增加僱用(b1)部分工時員工人數：07.設計專業人員			
Information		[Type= discrete] [Format=numeric] [Range= 0-0] [Missing=*]	
Statistics [NW/ W]		[Valid=750 /-] [Invalid=2357 /-]	
Value	Label	Cases	Percentage
0		750	100.0%
Sysmiss		2357	
<i>Warning: these figures indicate the number of cases found in the data file. They cannot be interpreted as summary statistics of the population of interest.</i>			
# a3_8: 二、增加僱用(b1)部分工時員工人數：08.醫療保健專業人員			
Information		[Type= discrete] [Format=numeric] [Range= 0-0] [Missing=*]	
Statistics [NW/ W]		[Valid=750 /-] [Invalid=2357 /-]	
Value	Label	Cases	Percentage
0		750	100.0%
Sysmiss		2357	
<i>Warning: these figures indicate the number of cases found in the data file. They cannot be interpreted as summary statistics of the population of interest.</i>			
# a3_9: 二、增加僱用(b1)部分工時員工人數：09.會計專業人員			
Information		[Type= discrete] [Format=numeric] [Range= 0-0] [Missing=*]	
Statistics [NW/ W]		[Valid=750 /-] [Invalid=2357 /-]	
Value	Label	Cases	Percentage
0		750	100.0%
Sysmiss		2357	
<i>Warning: these figures indicate the number of cases found in the data file. They cannot be interpreted as summary statistics of the population of interest.</i>			
# a3_10: 二、增加僱用(b1)部分工時員工人數：10.財務、保險、金融、投資等專業人員			
Information		[Type= discrete] [Format=numeric] [Range= 0-0] [Missing=*]	
Statistics [NW/ W]		[Valid=750 /-] [Invalid=2357 /-]	
Value	Label	Cases	Percentage
0		750	100.0%
Sysmiss		2357	
<i>Warning: these figures indicate the number of cases found in the data file. They cannot be interpreted as summary statistics of the population of interest.</i>			

# a3_11: 二、增加僱用(b1)部分工時員工人數：11.人力資源專業人員			
Information	[Type= discrete] [Format=numeric] [Range= 0-0] [Missing=*]		
Statistics [NW/ W]	[Valid=750 /-] [Invalid=2357 /-]		
Value	Label	Cases	Percentage
0		750	100.0%
Sysmiss		2357	
<i>Warning: these figures indicate the number of cases found in the data file. They cannot be interpreted as summary statistics of the population of interest.</i>			
# a3_12: 二、增加僱用(b1)部分工時員工人數：12.企劃、行銷、公關等專業人員			
Information	[Type= discrete] [Format=numeric] [Range= 0-0] [Missing=*]		
Statistics [NW/ W]	[Valid=750 /-] [Invalid=2357 /-]		
Value	Label	Cases	Percentage
0		750	100.0%
Sysmiss		2357	
<i>Warning: these figures indicate the number of cases found in the data file. They cannot be interpreted as summary statistics of the population of interest.</i>			
# a3_13: 二、增加僱用(b1)部分工時員工人數：13.軟體、程式、網路、系統、資料庫等資訊專業人員			
Information	[Type= discrete] [Format=numeric] [Range= 0-0] [Missing=*]		
Statistics [NW/ W]	[Valid=750 /-] [Invalid=2357 /-]		
Value	Label	Cases	Percentage
0		750	100.0%
Sysmiss		2357	
<i>Warning: these figures indicate the number of cases found in the data file. They cannot be interpreted as summary statistics of the population of interest.</i>			
# a3_14: 二、增加僱用(b1)部分工時員工人數：14.法務專業人員			
Information	[Type= discrete] [Format=numeric] [Range= 0-0] [Missing=*]		
Statistics [NW/ W]	[Valid=750 /-] [Invalid=2357 /-]		
Value	Label	Cases	Percentage
0		750	100.0%
Sysmiss		2357	
<i>Warning: these figures indicate the number of cases found in the data file. They cannot be interpreted as summary statistics of the population of interest.</i>			
# a3_15: 二、增加僱用(b1)部分工時員工人數：15.其他專業人員			
Information	[Type= discrete] [Format=numeric] [Range= 0-0] [Missing=*]		
Statistics [NW/ W]	[Valid=750 /-] [Invalid=2357 /-]		
Value	Label	Cases	Percentage
0		750	100.0%
Sysmiss		2357	
<i>Warning: these figures indicate the number of cases found in the data file. They cannot be interpreted as summary statistics of the population of interest.</i>			
# a3_16: 二、增加僱用(b1)部分工時員工人數：16.營建工程、製圖技術員			
Information	[Type= discrete] [Format=numeric] [Range= 0-0] [Missing=*]		
Statistics [NW/ W]	[Valid=750 /-] [Invalid=2357 /-]		
Value	Label	Cases	Percentage
0		750	100.0%
Sysmiss		2357	
<i>Warning: these figures indicate the number of cases found in the data file. They cannot be interpreted as summary statistics of the population of interest.</i>			

# a3_17: 二、增加僱用(b1)部分工時員工工人數：17.電機、電子工程技術員			
Information	[Type= discrete] [Format=numeric] [Range= 0-0] [Missing=*]		
Statistics [NW/ W]	[Valid=750 /-] [Invalid=2357 /-]		
Value	Label	Cases	Percentage
0		750	100.0%
Sysmiss		2357	
<i>Warning: these figures indicate the number of cases found in the data file. They cannot be interpreted as summary statistics of the population of interest.</i>			
# a3_18: 二、增加僱用(b1)部分工時員工工人數：18.機械、化工、紡織、食品等技術員			
Information	[Type= discrete] [Format=numeric] [Range= 0-0] [Missing=*]		
Statistics [NW/ W]	[Valid=750 /-] [Invalid=2357 /-]		
Value	Label	Cases	Percentage
0		750	100.0%
Sysmiss		2357	
<i>Warning: these figures indicate the number of cases found in the data file. They cannot be interpreted as summary statistics of the population of interest.</i>			
# a3_19: 二、增加僱用(b1)部分工時員工工人數：19.生產管理技術員、品質管制技術員			
Information	[Type= discrete] [Format=numeric] [Range= 0-0] [Missing=*]		
Statistics [NW/ W]	[Valid=750 /-] [Invalid=2357 /-]		
Value	Label	Cases	Percentage
0		750	100.0%
Sysmiss		2357	
<i>Warning: these figures indicate the number of cases found in the data file. They cannot be interpreted as summary statistics of the population of interest.</i>			
# a3_20: 二、增加僱用(b1)部分工時員工工人數：20.製程控制技術員			
Information	[Type= discrete] [Format=numeric] [Range= 0-0] [Missing=*]		
Statistics [NW/ W]	[Valid=750 /-] [Invalid=2357 /-]		
Value	Label	Cases	Percentage
0		750	100.0%
Sysmiss		2357	
<i>Warning: these figures indicate the number of cases found in the data file. They cannot be interpreted as summary statistics of the population of interest.</i>			
# a3_21: 二、增加僱用(b1)部分工時員工工人數：21.製造、營造監督人員			
Information	[Type= discrete] [Format=numeric] [Range= 0-0] [Missing=*]		
Statistics [NW/ W]	[Valid=750 /-] [Invalid=2357 /-]		
Value	Label	Cases	Percentage
0		750	100.0%
Sysmiss		2357	
<i>Warning: these figures indicate the number of cases found in the data file. They cannot be interpreted as summary statistics of the population of interest.</i>			
# a3_22: 二、增加僱用(b1)部分工時員工工人數：22.醫療保健助理專業人員			
Information	[Type= discrete] [Format=numeric] [Range= 0-0] [Missing=*]		
Statistics [NW/ W]	[Valid=750 /-] [Invalid=2357 /-]		
Value	Label	Cases	Percentage
0		750	100.0%
Sysmiss		2357	
<i>Warning: these figures indicate the number of cases found in the data file. They cannot be interpreted as summary statistics of the population of interest.</i>			

# a3_23: 二、增加僱用 (b1) 部分工時員工人數： 23.環衛類技術員(含勞工安全類技術人員)			
Information	[Type= discrete] [Format=numeric] [Range= 0-10] [Missing=*]		
Statistics [NW/ W]	[Valid=750 /-] [Invalid=2357 /-]		
Value	Label	Cases	Percentage
0		749	99.9%
10		1	0.1%
Sysmiss		2357	
<i>Warning: these figures indicate the number of cases found in the data file. They cannot be interpreted as summary statistics of the population of interest.</i>			
# a3_24: 二、增加僱用 (b1) 部分工時員工人數： 24.財務、金融等助理人員			
Information	[Type= discrete] [Format=numeric] [Range= 0-0] [Missing=*]		
Statistics [NW/ W]	[Valid=750 /-] [Invalid=2357 /-]		
Value	Label	Cases	Percentage
0		750	100.0%
Sysmiss		2357	
<i>Warning: these figures indicate the number of cases found in the data file. They cannot be interpreted as summary statistics of the population of interest.</i>			
# a3_25: 二、增加僱用 (b1) 部分工時員工人數： 25.會計助理人員			
Information	[Type= discrete] [Format=numeric] [Range= 0-0] [Missing=*]		
Statistics [NW/ W]	[Valid=750 /-] [Invalid=2357 /-]		
Value	Label	Cases	Percentage
0		750	100.0%
Sysmiss		2357	
<i>Warning: these figures indicate the number of cases found in the data file. They cannot be interpreted as summary statistics of the population of interest.</i>			
# a3_26: 二、增加僱用 (b1) 部分工時員工人數： 26.業務銷售、貿易助理專業人員			
Information	[Type= discrete] [Format=numeric] [Range= 0-0] [Missing=*]		
Statistics [NW/ W]	[Valid=750 /-] [Invalid=2357 /-]		
Value	Label	Cases	Percentage
0		750	100.0%
Sysmiss		2357	
<i>Warning: these figures indicate the number of cases found in the data file. They cannot be interpreted as summary statistics of the population of interest.</i>			
# a3_27: 二、增加僱用 (b1) 部分工時員工人數： 27.採購員			
Information	[Type= discrete] [Format=numeric] [Range= 0-0] [Missing=*]		
Statistics [NW/ W]	[Valid=750 /-] [Invalid=2357 /-]		
Value	Label	Cases	Percentage
0		750	100.0%
Sysmiss		2357	
<i>Warning: these figures indicate the number of cases found in the data file. They cannot be interpreted as summary statistics of the population of interest.</i>			
# a3_28: 二、增加僱用 (b1) 部分工時員工人數： 28.人力資源助理專業人員			
Information	[Type= discrete] [Format=numeric] [Range= 0-0] [Missing=*]		
Statistics [NW/ W]	[Valid=750 /-] [Invalid=2357 /-]		
Value	Label	Cases	Percentage
0		750	100.0%
Sysmiss		2357	
<i>Warning: these figures indicate the number of cases found in the data file. They cannot be interpreted as summary statistics of the population of interest.</i>			

# a3_29: 二、增加僱用(b1)部分工時員工人數：29.不動產經紀人			
Information	[Type= discrete] [Format=numeric] [Range= 0-0] [Missing=*]		
Statistics [NW/ W]	[Valid=750 /-] [Invalid=2357 /-]		
Value	Label	Cases	Percentage
0		750	100.0%
Sysmiss		2357	
<i>Warning: these figures indicate the number of cases found in the data file. They cannot be interpreted as summary statistics of the population of interest.</i>			
# a3_30: 二、增加僱用(b1)部分工時員工人數：30.法務助理人員			
Information	[Type= discrete] [Format=numeric] [Range= 0-0] [Missing=*]		
Statistics [NW/ W]	[Valid=750 /-] [Invalid=2357 /-]		
Value	Label	Cases	Percentage
0		750	100.0%
Sysmiss		2357	
<i>Warning: these figures indicate the number of cases found in the data file. They cannot be interpreted as summary statistics of the population of interest.</i>			
# a3_31: 二、增加僱用(b1)部分工時員工人數：31.資訊及通訊傳播技術員			
Information	[Type= discrete] [Format=numeric] [Range= 0-2] [Missing=*]		
Statistics [NW/ W]	[Valid=750 /-] [Invalid=2357 /-]		
Value	Label	Cases	Percentage
0		749	99.9%
2		1	0.1%
Sysmiss		2357	
<i>Warning: these figures indicate the number of cases found in the data file. They cannot be interpreted as summary statistics of the population of interest.</i>			
# a3_32: 二、增加僱用(b1)部分工時員工人數：32.其他技術員及助理專業人員			
Information	[Type= discrete] [Format=numeric] [Range= 0-0] [Missing=*]		
Statistics [NW/ W]	[Valid=750 /-] [Invalid=2357 /-]		
Value	Label	Cases	Percentage
0		750	100.0%
Sysmiss		2357	
<i>Warning: these figures indicate the number of cases found in the data file. They cannot be interpreted as summary statistics of the population of interest.</i>			
# a3_33: 二、增加僱用(b1)部分工時員工人數：33.一般及文書事務人員			
Information	[Type= discrete] [Format=numeric] [Range= 0-0] [Missing=*]		
Statistics [NW/ W]	[Valid=750 /-] [Invalid=2357 /-]		
Value	Label	Cases	Percentage
0		750	100.0%
Sysmiss		2357	
<i>Warning: these figures indicate the number of cases found in the data file. They cannot be interpreted as summary statistics of the population of interest.</i>			
# a3_34: 二、增加僱用(b1)部分工時員工人數：34.顧客服務事務人員			
Information	[Type= discrete] [Format=numeric] [Range= 0-0] [Missing=*]		
Statistics [NW/ W]	[Valid=750 /-] [Invalid=2357 /-]		
Value	Label	Cases	Percentage
0		750	100.0%
Sysmiss		2357	
<i>Warning: these figures indicate the number of cases found in the data file. They cannot be interpreted as summary statistics of the population of interest.</i>			

# a3_35: 二、增加僱用(b1)部分工時員工人數：35.會計、生產、運輸事務人員			
Information		[Type= discrete] [Format=numeric] [Range= 0-0] [Missing=*]	
Statistics [NW/ W]		[Valid=750 /-] [Invalid=2357 /-]	
Value	Label	Cases	Percentage
0		750	100.0%
Sysmiss		2357	
<i>Warning: these figures indicate the number of cases found in the data file. They cannot be interpreted as summary statistics of the population of interest.</i>			
# a3_36: 二、增加僱用(b1)部分工時員工人數：36.人事			
Information		[Type= discrete] [Format=numeric] [Range= 0-0] [Missing=*]	
Statistics [NW/ W]		[Valid=750 /-] [Invalid=2357 /-]	
Value	Label	Cases	Percentage
0		750	100.0%
Sysmiss		2357	
<i>Warning: these figures indicate the number of cases found in the data file. They cannot be interpreted as summary statistics of the population of interest.</i>			
# a3_37: 二、增加僱用(b1)部分工時員工人數：37.其他事務支援人員			
Information		[Type= discrete] [Format=numeric] [Range= 0-0] [Missing=*]	
Statistics [NW/ W]		[Valid=750 /-] [Invalid=2357 /-]	
Value	Label	Cases	Percentage
0		750	100.0%
Sysmiss		2357	
<i>Warning: these figures indicate the number of cases found in the data file. They cannot be interpreted as summary statistics of the population of interest.</i>			
# a3_38: 二、增加僱用(b1)部分工時員工人數：38.車、船、機上服務人員			
Information		[Type= discrete] [Format=numeric] [Range= 0-0] [Missing=*]	
Statistics [NW/ W]		[Valid=750 /-] [Invalid=2357 /-]	
Value	Label	Cases	Percentage
0		750	100.0%
Sysmiss		2357	
<i>Warning: these figures indicate the number of cases found in the data file. They cannot be interpreted as summary statistics of the population of interest.</i>			
# a3_39: 二、增加僱用(b1)部分工時員工人數：39.導遊及領隊			
Information		[Type= discrete] [Format=numeric] [Range= 0-0] [Missing=*]	
Statistics [NW/ W]		[Valid=750 /-] [Invalid=2357 /-]	
Value	Label	Cases	Percentage
0		750	100.0%
Sysmiss		2357	
<i>Warning: these figures indicate the number of cases found in the data file. They cannot be interpreted as summary statistics of the population of interest.</i>			
# a3_40: 二、增加僱用(b1)部分工時員工人數：40.廚師			
Information		[Type= discrete] [Format=numeric] [Range= 0-0] [Missing=*]	
Statistics [NW/ W]		[Valid=750 /-] [Invalid=2357 /-]	
Value	Label	Cases	Percentage
0		750	100.0%
Sysmiss		2357	
<i>Warning: these figures indicate the number of cases found in the data file. They cannot be interpreted as summary statistics of the population of interest.</i>			

# a3_41: 二、增加僱用(b1)部分工時員工人數：41.餐飲服務員			
Information		[Type= discrete] [Format=numeric] [Range= 0-30] [Missing=*]	
Statistics [NW/ W]		[Valid=750 /-] [Invalid=2357 /-]	
Value	Label	Cases	Percentage
0		747	99.6%
1		1	0.1%
2		1	0.1%
30		1	0.1%
Sysmiss		2357	
<i>Warning: these figures indicate the number of cases found in the data file. They cannot be interpreted as summary statistics of the population of interest.</i>			
# a3_42: 二、增加僱用(b1)部分工時員工人數：42.商店銷售有關人員及展售說明人員			
Information		[Type= discrete] [Format=numeric] [Range= 0-10] [Missing=*]	
Statistics [NW/ W]		[Valid=750 /-] [Invalid=2357 /-]	
Value	Label	Cases	Percentage
0		746	99.5%
2		2	0.3%
3		1	0.1%
10		1	0.1%
Sysmiss		2357	
<i>Warning: these figures indicate the number of cases found in the data file. They cannot be interpreted as summary statistics of the population of interest.</i>			
# a3_43: 二、增加僱用(b1)部分工時員工人數：43.電話及網路行銷人員			
Information		[Type= discrete] [Format=numeric] [Range= 0-1] [Missing=*]	
Statistics [NW/ W]		[Valid=750 /-] [Invalid=2357 /-]	
Value	Label	Cases	Percentage
0		749	99.9%
1		1	0.1%
Sysmiss		2357	
<i>Warning: these figures indicate the number of cases found in the data file. They cannot be interpreted as summary statistics of the population of interest.</i>			
# a3_44: 二、增加僱用(b1)部分工時員工人數：44.健康照顧人員、陪病人員			
Information		[Type= discrete] [Format=numeric] [Range= 0-0] [Missing=*]	
Statistics [NW/ W]		[Valid=750 /-] [Invalid=2357 /-]	
Value	Label	Cases	Percentage
0		750	100.0%
Sysmiss		2357	
<i>Warning: these figures indicate the number of cases found in the data file. They cannot be interpreted as summary statistics of the population of interest.</i>			
# a3_45: 二、增加僱用(b1)部分工時員工人數：45.保全(含建築物管理員)			
Information		[Type= discrete] [Format=numeric] [Range= 0-0] [Missing=*]	
Statistics [NW/ W]		[Valid=750 /-] [Invalid=2357 /-]	
Value	Label	Cases	Percentage
0		750	100.0%
Sysmiss		2357	
<i>Warning: these figures indicate the number of cases found in the data file. They cannot be interpreted as summary statistics of the population of interest.</i>			
# a3_46: 二、增加僱用(b1)部分工時員工人數：46.其他服務及銷售工作人員			
Information		[Type= discrete] [Format=numeric] [Range= 0-0] [Missing=*]	

# a3_46: 二、增加僱用(b1)部分工時員工人數：46.其他服務及銷售工作人員			
Statistics [NW/ W]		[Valid=750 /-] [Invalid=2357 /-]	
Value	Label	Cases	Percentage
0		750	100.0%
Sysmiss		2357	
<i>Warning: these figures indicate the number of cases found in the data file. They cannot be interpreted as summary statistics of the population of interest.</i>			
# a3_47: 二、增加僱用(b1)部分工時員工人數：47.營建及有關工作人員			
Information		[Type= discrete] [Format=numeric] [Range= 0-0] [Missing=*]	
Statistics [NW/ W]		[Valid=750 /-] [Invalid=2357 /-]	
Value	Label	Cases	Percentage
0		750	100.0%
Sysmiss		2357	
<i>Warning: these figures indicate the number of cases found in the data file. They cannot be interpreted as summary statistics of the population of interest.</i>			
# a3_48: 二、增加僱用(b1)部分工時員工人數：48.品質檢查人員			
Information		[Type= discrete] [Format=numeric] [Range= 0-10] [Missing=*]	
Statistics [NW/ W]		[Valid=750 /-] [Invalid=2357 /-]	
Value	Label	Cases	Percentage
0		749	99.9%
10		1	0.1%
Sysmiss		2357	
<i>Warning: these figures indicate the number of cases found in the data file. They cannot be interpreted as summary statistics of the population of interest.</i>			
# a3_49: 二、增加僱用(b1)部分工時員工人數：49.維修技術類工作人員			
Information		[Type= discrete] [Format=numeric] [Range= 0-0] [Missing=*]	
Statistics [NW/ W]		[Valid=750 /-] [Invalid=2357 /-]	
Value	Label	Cases	Percentage
0		750	100.0%
Sysmiss		2357	
<i>Warning: these figures indicate the number of cases found in the data file. They cannot be interpreted as summary statistics of the population of interest.</i>			
# a3_50: 二、增加僱用(b1)部分工時員工人數：50.操作技術類工作人員			
Information		[Type= discrete] [Format=numeric] [Range= 0-3] [Missing=*]	
Statistics [NW/ W]		[Valid=750 /-] [Invalid=2357 /-]	
Value	Label	Cases	Percentage
0		748	99.7%
1		1	0.1%
3		1	0.1%
Sysmiss		2357	
<i>Warning: these figures indicate the number of cases found in the data file. They cannot be interpreted as summary statistics of the population of interest.</i>			
# a3_51: 二、增加僱用(b1)部分工時員工人數：51.組裝人員			
Information		[Type= discrete] [Format=numeric] [Range= 0-0] [Missing=*]	
Statistics [NW/ W]		[Valid=750 /-] [Invalid=2357 /-]	
Value	Label	Cases	Percentage
0		750	100.0%
Sysmiss		2357	

a3_51: 二、增加僱用(b1)部分工時員工人數：51.組裝人員

Warning: these figures indicate the number of cases found in the data file. They cannot be interpreted as summary statistics of the population of interest.

a3_52: 二、增加僱用(b1)部分工時員工人數：52.駕駛及移運設備操作人員

Information [Type= discrete] [Format=numeric] [Range= 0-0] [Missing=*]

Statistics [NW/ W] [Valid=750 /-] [Invalid=2357 /-]

Value	Label	Cases	Percentage
0		750	100.0%
Sysmiss		2357	

Warning: these figures indicate the number of cases found in the data file. They cannot be interpreted as summary statistics of the population of interest.

a3_53: 二、增加僱用(b1)部分工時員工人數：53.其他技藝、機械設備操作及組裝人員

Information [Type= discrete] [Format=numeric] [Range= 0-0] [Missing=*]

Statistics [NW/ W] [Valid=750 /-] [Invalid=2357 /-]

Value	Label	Cases	Percentage
0		750	100.0%
Sysmiss		2357	

Warning: these figures indicate the number of cases found in the data file. They cannot be interpreted as summary statistics of the population of interest.

a3_54: 二、增加僱用(b1)部分工時員工人數：54.清潔工

Information [Type= discrete] [Format=numeric] [Range= 0-2] [Missing=*]

Statistics [NW/ W] [Valid=750 /-] [Invalid=2357 /-]

Value	Label	Cases	Percentage
0		749	99.9%
2		1	0.1%
Sysmiss		2357	

Warning: these figures indicate the number of cases found in the data file. They cannot be interpreted as summary statistics of the population of interest.

a3_55: 二、增加僱用(b1)部分工時員工人數：55.勞力工

Information	[Type= discrete] [Format=numeric] [Range= 0-150] [Missing=*]
Statistics [NW/ W]	[Valid=750 /-] [Invalid=2357 /-]

Value	Label	Cases	Percentage
0		743	99.1%
1		1	0.1%
2		1	0.1%
3		2	0.3%
4		1	0.1%
10		1	0.1%
150		1	0.1%
Sysmiss		2357	

Warning: these figures indicate the number of cases found in the data file. They cannot be interpreted as summary statistics of the population of interest.

a3_56: 二、增加僱用(b1)部分工時員工人數：56.其他基層技術工及勞力工

Information	[Type= discrete] [Format=numeric] [Range= 0-3] [Missing=*]
Statistics [NW/ W]	[Valid=750 /-] [Invalid=2357 /-]

Value	Label	Cases	Percentage
0		749	99.9%
3		1	0.1%
Sysmiss		2357	

Warning: these figures indicate the number of cases found in the data file. They cannot be interpreted as summary statistics of the population of interest.

a4_0: 二、增加運用(c)他公司派遣人力人數：主管及經理人員

Information	[Type= discrete] [Format=numeric] [Range= 0-0] [Missing=*]
Statistics [NW/ W]	[Valid=750 /-] [Invalid=2357 /-]

Value	Label	Cases	Percentage
0		750	100.0%
Sysmiss		2357	

Warning: these figures indicate the number of cases found in the data file. They cannot be interpreted as summary statistics of the population of interest.

a4_1: 二、增加運用(c)他公司派遣人力人數：01.生產管理、品質管制工程師

Information	[Type= discrete] [Format=numeric] [Range= 0-0] [Missing=*]
Statistics [NW/ W]	[Valid=750 /-] [Invalid=2357 /-]

Value	Label	Cases	Percentage
0		750	100.0%
Sysmiss		2357	

Warning: these figures indicate the number of cases found in the data file. They cannot be interpreted as summary statistics of the population of interest.

a4_2: 二、增加運用(c)他公司派遣人力人數：02.製程工程師

Information	[Type= discrete] [Format=numeric] [Range= 0-0] [Missing=*]
Statistics [NW/ W]	[Valid=750 /-] [Invalid=2357 /-]

Value	Label	Cases	Percentage
0		750	100.0%
Sysmiss		2357	

Warning: these figures indicate the number of cases found in the data file. They cannot be interpreted as summary statistics of the population of interest.

a4_3: 二、增加運用(c)他公司派遣人力人數：03.環衛工程師

Information	[Type= discrete] [Format=numeric] [Range= 0-0] [Missing=*]
--------------------	--

# a4_3: 二、增加運用(c)他公司派遣人力人數：03.環衛工程師			
Statistics [NW/ W]		[Valid=750 /-] [Invalid=2357 /-]	
Value	Label	Cases	Percentage
0		750	 100.0%
Sysmiss		2357	
<i>Warning: these figures indicate the number of cases found in the data file. They cannot be interpreted as summary statistics of the population of interest.</i>			
# a4_4: 二、增加運用(c)他公司派遣人力人數：04.機械、化工、紡織、食品等工程師及研發人員			
Information		[Type= discrete] [Format=numeric] [Range= 0-0] [Missing=*]	
Statistics [NW/ W]		[Valid=750 /-] [Invalid=2357 /-]	
Value	Label	Cases	Percentage
0		750	 100.0%
Sysmiss		2357	
<i>Warning: these figures indicate the number of cases found in the data file. They cannot be interpreted as summary statistics of the population of interest.</i>			
# a4_5: 二、增加運用(c)他公司派遣人力人數：05.電科技工程師			
Information		[Type= discrete] [Format=numeric] [Range= 0-0] [Missing=*]	
Statistics [NW/ W]		[Valid=750 /-] [Invalid=2357 /-]	
Value	Label	Cases	Percentage
0		750	 100.0%
Sysmiss		2357	
<i>Warning: these figures indicate the number of cases found in the data file. They cannot be interpreted as summary statistics of the population of interest.</i>			
# a4_6: 二、增加運用(c)他公司派遣人力人數：06.營建、製圖、測量等專業人員			
Information		[Type= discrete] [Format=numeric] [Range= 0-0] [Missing=*]	
Statistics [NW/ W]		[Valid=750 /-] [Invalid=2357 /-]	
Value	Label	Cases	Percentage
0		750	 100.0%
Sysmiss		2357	
<i>Warning: these figures indicate the number of cases found in the data file. They cannot be interpreted as summary statistics of the population of interest.</i>			
# a4_7: 二、增加運用(c)他公司派遣人力人數：07.設計專業人員			
Information		[Type= discrete] [Format=numeric] [Range= 0-0] [Missing=*]	
Statistics [NW/ W]		[Valid=750 /-] [Invalid=2357 /-]	
Value	Label	Cases	Percentage
0		750	 100.0%
Sysmiss		2357	
<i>Warning: these figures indicate the number of cases found in the data file. They cannot be interpreted as summary statistics of the population of interest.</i>			
# a4_8: 二、增加運用(c)他公司派遣人力人數：08.醫療保健專業人員			
Information		[Type= discrete] [Format=numeric] [Range= 0-0] [Missing=*]	
Statistics [NW/ W]		[Valid=750 /-] [Invalid=2357 /-]	
Value	Label	Cases	Percentage
0		750	 100.0%
Sysmiss		2357	
<i>Warning: these figures indicate the number of cases found in the data file. They cannot be interpreted as summary statistics of the population of interest.</i>			
# a4_9: 二、增加運用(c)他公司派遣人力人數：09.會計專業人員			
Information		[Type= discrete] [Format=numeric] [Range= 0-0] [Missing=*]	

# a4_9: 二、增加運用(c)他公司派遣人力人數：09.會計專業人員			
Statistics [NW/ W]		[Valid=750 /-] [Invalid=2357 /-]	
Value	Label	Cases	Percentage
0		750	100.0%
Sysmiss		2357	
<i>Warning: these figures indicate the number of cases found in the data file. They cannot be interpreted as summary statistics of the population of interest.</i>			
# a4_10: 二、增加運用(c)他公司派遣人力人數：10.財務、保險、金融、投資等專業人員			
Information		[Type= discrete] [Format=numeric] [Range= 0-0] [Missing=*]	
Statistics [NW/ W]		[Valid=750 /-] [Invalid=2357 /-]	
Value	Label	Cases	Percentage
0		750	100.0%
Sysmiss		2357	
<i>Warning: these figures indicate the number of cases found in the data file. They cannot be interpreted as summary statistics of the population of interest.</i>			
# a4_11: 二、增加運用(c)他公司派遣人力人數：11.人力資源專業人員			
Information		[Type= discrete] [Format=numeric] [Range= 0-0] [Missing=*]	
Statistics [NW/ W]		[Valid=750 /-] [Invalid=2357 /-]	
Value	Label	Cases	Percentage
0		750	100.0%
Sysmiss		2357	
<i>Warning: these figures indicate the number of cases found in the data file. They cannot be interpreted as summary statistics of the population of interest.</i>			
# a4_12: 二、增加運用(c)他公司派遣人力人數：12.企劃、行銷、公關等專業人員			
Information		[Type= discrete] [Format=numeric] [Range= 0-0] [Missing=*]	
Statistics [NW/ W]		[Valid=750 /-] [Invalid=2357 /-]	
Value	Label	Cases	Percentage
0		750	100.0%
Sysmiss		2357	
<i>Warning: these figures indicate the number of cases found in the data file. They cannot be interpreted as summary statistics of the population of interest.</i>			
# a4_13: 二、增加運用(c)他公司派遣人力人數：13.軟體、程式、網路、系統、資料庫等資訊專業人員			
Information		[Type= discrete] [Format=numeric] [Range= 0-0] [Missing=*]	
Statistics [NW/ W]		[Valid=750 /-] [Invalid=2357 /-]	
Value	Label	Cases	Percentage
0		750	100.0%
Sysmiss		2357	
<i>Warning: these figures indicate the number of cases found in the data file. They cannot be interpreted as summary statistics of the population of interest.</i>			
# a4_14: 二、增加運用(c)他公司派遣人力人數：14.法務專業人員			
Information		[Type= discrete] [Format=numeric] [Range= 0-0] [Missing=*]	
Statistics [NW/ W]		[Valid=750 /-] [Invalid=2357 /-]	
Value	Label	Cases	Percentage
0		750	100.0%
Sysmiss		2357	
<i>Warning: these figures indicate the number of cases found in the data file. They cannot be interpreted as summary statistics of the population of interest.</i>			
# a4_15: 二、增加運用(c)他公司派遣人力人數：15.其他專業人員			
Information		[Type= discrete] [Format=numeric] [Range= 0-0] [Missing=*]	

# a4_15: 二、增加運用(c)他公司派遣人力人數：15.其他專業人員			
Statistics [NW/ W]		[Valid=750 /-] [Invalid=2357 /-]	
Value	Label	Cases	Percentage
0		750	100.0%
Sysmiss		2357	
<i>Warning: these figures indicate the number of cases found in the data file. They cannot be interpreted as summary statistics of the population of interest.</i>			
# a4_16: 二、增加運用(c)他公司派遣人力人數：16.營建工程、製圖技術員			
Information		[Type= discrete] [Format=numeric] [Range= 0-0] [Missing=*]	
Statistics [NW/ W]		[Valid=750 /-] [Invalid=2357 /-]	
Value	Label	Cases	Percentage
0		750	100.0%
Sysmiss		2357	
<i>Warning: these figures indicate the number of cases found in the data file. They cannot be interpreted as summary statistics of the population of interest.</i>			
# a4_17: 二、增加運用(c)他公司派遣人力人數：17.電機、電子工程技術員			
Information		[Type= discrete] [Format=numeric] [Range= 0-0] [Missing=*]	
Statistics [NW/ W]		[Valid=750 /-] [Invalid=2357 /-]	
Value	Label	Cases	Percentage
0		750	100.0%
Sysmiss		2357	
<i>Warning: these figures indicate the number of cases found in the data file. They cannot be interpreted as summary statistics of the population of interest.</i>			
# a4_18: 二、增加運用(c)他公司派遣人力人數：18.機械、化工、紡織、食品等技術員			
Information		[Type= discrete] [Format=numeric] [Range= 0-0] [Missing=*]	
Statistics [NW/ W]		[Valid=750 /-] [Invalid=2357 /-]	
Value	Label	Cases	Percentage
0		750	100.0%
Sysmiss		2357	
<i>Warning: these figures indicate the number of cases found in the data file. They cannot be interpreted as summary statistics of the population of interest.</i>			
# a4_19: 二、增加運用(c)他公司派遣人力人數：19.生產管理技術員、品質管制技術員			
Information		[Type= discrete] [Format=numeric] [Range= 0-1] [Missing=*]	
Statistics [NW/ W]		[Valid=750 /-] [Invalid=2357 /-]	
Value	Label	Cases	Percentage
0		749	99.9%
1		1	0.1%
Sysmiss		2357	
<i>Warning: these figures indicate the number of cases found in the data file. They cannot be interpreted as summary statistics of the population of interest.</i>			
# a4_20: 二、增加運用(c)他公司派遣人力人數：20.製程控制技術員			
Information		[Type= discrete] [Format=numeric] [Range= 0-0] [Missing=*]	
Statistics [NW/ W]		[Valid=750 /-] [Invalid=2357 /-]	
Value	Label	Cases	Percentage
0		750	100.0%
Sysmiss		2357	
<i>Warning: these figures indicate the number of cases found in the data file. They cannot be interpreted as summary statistics of the population of interest.</i>			

# a4_21: 二、增加運用(c)他公司派遣人力人數：21.製造、營造監督人員			
Information	[Type= discrete] [Format=numeric] [Range= 0-0] [Missing=*]		
Statistics [NW/ W]	[Valid=750 /-] [Invalid=2357 /-]		
Value	Label	Cases	Percentage
0		750	100.0%
Sysmiss		2357	
<i>Warning: these figures indicate the number of cases found in the data file. They cannot be interpreted as summary statistics of the population of interest.</i>			
# a4_22: 二、增加運用(c)他公司派遣人力人數：22.醫療保健助理專業人員			
Information	[Type= discrete] [Format=numeric] [Range= 0-0] [Missing=*]		
Statistics [NW/ W]	[Valid=750 /-] [Invalid=2357 /-]		
Value	Label	Cases	Percentage
0		750	100.0%
Sysmiss		2357	
<i>Warning: these figures indicate the number of cases found in the data file. They cannot be interpreted as summary statistics of the population of interest.</i>			
# a4_23: 二、增加運用(c)他公司派遣人力人數：23.環衛類技術員(含勞工安全類技術人員)			
Information	[Type= discrete] [Format=numeric] [Range= 0-1] [Missing=*]		
Statistics [NW/ W]	[Valid=750 /-] [Invalid=2357 /-]		
Value	Label	Cases	Percentage
0		749	99.9%
1		1	0.1%
Sysmiss		2357	
<i>Warning: these figures indicate the number of cases found in the data file. They cannot be interpreted as summary statistics of the population of interest.</i>			
# a4_24: 二、增加運用(c)他公司派遣人力人數：24.財務、金融等助理人員			
Information	[Type= discrete] [Format=numeric] [Range= 0-0] [Missing=*]		
Statistics [NW/ W]	[Valid=750 /-] [Invalid=2357 /-]		
Value	Label	Cases	Percentage
0		750	100.0%
Sysmiss		2357	
<i>Warning: these figures indicate the number of cases found in the data file. They cannot be interpreted as summary statistics of the population of interest.</i>			
# a4_25: 二、增加運用(c)他公司派遣人力人數：25.會計助理人員			
Information	[Type= discrete] [Format=numeric] [Range= 0-0] [Missing=*]		
Statistics [NW/ W]	[Valid=750 /-] [Invalid=2357 /-]		
Value	Label	Cases	Percentage
0		750	100.0%
Sysmiss		2357	
<i>Warning: these figures indicate the number of cases found in the data file. They cannot be interpreted as summary statistics of the population of interest.</i>			
# a4_26: 二、增加運用(c)他公司派遣人力人數：26.業務銷售、貿易助理專業人員			
Information	[Type= discrete] [Format=numeric] [Range= 0-0] [Missing=*]		
Statistics [NW/ W]	[Valid=750 /-] [Invalid=2357 /-]		
Value	Label	Cases	Percentage
0		750	100.0%
Sysmiss		2357	
<i>Warning: these figures indicate the number of cases found in the data file. They cannot be interpreted as summary statistics of the population of interest.</i>			

# a4_27: 二、增加運用(c)他公司派遣人力人數：27.採購員			
Information		[Type= discrete] [Format=numeric] [Range= 0-0] [Missing=*]	
Statistics [NW/ W]		[Valid=750 /-] [Invalid=2357 /-]	
Value	Label	Cases	Percentage
0		750	100.0%
Sysmiss		2357	
<i>Warning: these figures indicate the number of cases found in the data file. They cannot be interpreted as summary statistics of the population of interest.</i>			
# a4_28: 二、增加運用(c)他公司派遣人力人數：28.人力資源助理專業人員			
Information		[Type= discrete] [Format=numeric] [Range= 0-0] [Missing=*]	
Statistics [NW/ W]		[Valid=750 /-] [Invalid=2357 /-]	
Value	Label	Cases	Percentage
0		750	100.0%
Sysmiss		2357	
<i>Warning: these figures indicate the number of cases found in the data file. They cannot be interpreted as summary statistics of the population of interest.</i>			
# a4_29: 二、增加運用(c)他公司派遣人力人數：29.不動產經紀人			
Information		[Type= discrete] [Format=numeric] [Range= 0-0] [Missing=*]	
Statistics [NW/ W]		[Valid=750 /-] [Invalid=2357 /-]	
Value	Label	Cases	Percentage
0		750	100.0%
Sysmiss		2357	
<i>Warning: these figures indicate the number of cases found in the data file. They cannot be interpreted as summary statistics of the population of interest.</i>			
# a4_30: 二、增加運用(c)他公司派遣人力人數：30.法務助理人員			
Information		[Type= discrete] [Format=numeric] [Range= 0-0] [Missing=*]	
Statistics [NW/ W]		[Valid=750 /-] [Invalid=2357 /-]	
Value	Label	Cases	Percentage
0		750	100.0%
Sysmiss		2357	
<i>Warning: these figures indicate the number of cases found in the data file. They cannot be interpreted as summary statistics of the population of interest.</i>			
# a4_31: 二、增加運用(c)他公司派遣人力人數：31.資訊及通訊傳播技術員			
Information		[Type= discrete] [Format=numeric] [Range= 0-2] [Missing=*]	
Statistics [NW/ W]		[Valid=750 /-] [Invalid=2357 /-]	
Value	Label	Cases	Percentage
0		749	99.9%
2		1	0.1%
Sysmiss		2357	
<i>Warning: these figures indicate the number of cases found in the data file. They cannot be interpreted as summary statistics of the population of interest.</i>			
# a4_32: 二、增加運用(c)他公司派遣人力人數：32.其他技術員及助理專業人員			
Information		[Type= discrete] [Format=numeric] [Range= 0-0] [Missing=*]	
Statistics [NW/ W]		[Valid=750 /-] [Invalid=2357 /-]	
Value	Label	Cases	Percentage
0		750	100.0%
Sysmiss		2357	
<i>Warning: these figures indicate the number of cases found in the data file. They cannot be interpreted as summary statistics of the population of interest.</i>			

# a4_33: 二、增加運用(c)他公司派遣人力人數：33.一般及文書事務人員			
Information	[Type= discrete] [Format=numeric] [Range= 0-0] [Missing=*]		
Statistics [NW/ W]	[Valid=750 /-] [Invalid=2357 /-]		
Value	Label	Cases	Percentage
0		750	100.0%
Sysmiss		2357	
<i>Warning: these figures indicate the number of cases found in the data file. They cannot be interpreted as summary statistics of the population of interest.</i>			
# a4_34: 二、增加運用(c)他公司派遣人力人數：34.顧客服務事務人員			
Information	[Type= discrete] [Format=numeric] [Range= 0-2] [Missing=*]		
Statistics [NW/ W]	[Valid=750 /-] [Invalid=2357 /-]		
Value	Label	Cases	Percentage
0		748	99.7%
2		2	0.3%
Sysmiss		2357	
<i>Warning: these figures indicate the number of cases found in the data file. They cannot be interpreted as summary statistics of the population of interest.</i>			
# a4_35: 二、增加運用(c)他公司派遣人力人數：35.會計、生產、運輸事務人員			
Information	[Type= discrete] [Format=numeric] [Range= 0-1] [Missing=*]		
Statistics [NW/ W]	[Valid=750 /-] [Invalid=2357 /-]		
Value	Label	Cases	Percentage
0		749	99.9%
1		1	0.1%
Sysmiss		2357	
<i>Warning: these figures indicate the number of cases found in the data file. They cannot be interpreted as summary statistics of the population of interest.</i>			
# a4_36: 二、增加運用(c)他公司派遣人力人數：36.人事			
Information	[Type= discrete] [Format=numeric] [Range= 0-0] [Missing=*]		
Statistics [NW/ W]	[Valid=750 /-] [Invalid=2357 /-]		
Value	Label	Cases	Percentage
0		750	100.0%
Sysmiss		2357	
<i>Warning: these figures indicate the number of cases found in the data file. They cannot be interpreted as summary statistics of the population of interest.</i>			
# a4_37: 二、增加運用(c)他公司派遣人力人數：37.其他事務支援人員			
Information	[Type= discrete] [Format=numeric] [Range= 0-0] [Missing=*]		
Statistics [NW/ W]	[Valid=750 /-] [Invalid=2357 /-]		
Value	Label	Cases	Percentage
0		750	100.0%
Sysmiss		2357	
<i>Warning: these figures indicate the number of cases found in the data file. They cannot be interpreted as summary statistics of the population of interest.</i>			
# a4_38: 二、增加運用(c)他公司派遣人力人數：38.車、船、機上服務人員			
Information	[Type= discrete] [Format=numeric] [Range= 0-0] [Missing=*]		
Statistics [NW/ W]	[Valid=750 /-] [Invalid=2357 /-]		
Value	Label	Cases	Percentage
0		750	100.0%
Sysmiss		2357	

# a4_38: 二、增加運用(c)他公司派遣人力人數：38.車、船、機上服務人員			
<i>Warning: these figures indicate the number of cases found in the data file. They cannot be interpreted as summary statistics of the population of interest.</i>			
# a4_39: 二、增加運用(c)他公司派遣人力人數：39.導遊及領隊			
Information	[Type= discrete] [Format=numeric] [Range= 0-0] [Missing=*]		
Statistics [NW/ W]	[Valid=750 /-] [Invalid=2357 /-]		
Value	Label	Cases	Percentage
0		750	100.0%
Sysmiss		2357	
<i>Warning: these figures indicate the number of cases found in the data file. They cannot be interpreted as summary statistics of the population of interest.</i>			
# a4_40: 二、增加運用(c)他公司派遣人力人數：40.廚師			
Information	[Type= discrete] [Format=numeric] [Range= 0-0] [Missing=*]		
Statistics [NW/ W]	[Valid=750 /-] [Invalid=2357 /-]		
Value	Label	Cases	Percentage
0		750	100.0%
Sysmiss		2357	
<i>Warning: these figures indicate the number of cases found in the data file. They cannot be interpreted as summary statistics of the population of interest.</i>			
# a4_41: 二、增加運用(c)他公司派遣人力人數：41.餐飲服務員			
Information	[Type= discrete] [Format=numeric] [Range= 0-0] [Missing=*]		
Statistics [NW/ W]	[Valid=750 /-] [Invalid=2357 /-]		
Value	Label	Cases	Percentage
0		750	100.0%
Sysmiss		2357	
<i>Warning: these figures indicate the number of cases found in the data file. They cannot be interpreted as summary statistics of the population of interest.</i>			
# a4_42: 二、增加運用(c)他公司派遣人力人數：42.商店銷售有關人員及展售說明人員			
Information	[Type= discrete] [Format=numeric] [Range= 0-1] [Missing=*]		
Statistics [NW/ W]	[Valid=750 /-] [Invalid=2357 /-]		
Value	Label	Cases	Percentage
0		749	99.9%
1		1	0.1%
Sysmiss		2357	
<i>Warning: these figures indicate the number of cases found in the data file. They cannot be interpreted as summary statistics of the population of interest.</i>			
# a4_43: 二、增加運用(c)他公司派遣人力人數：43.電話及網路行銷人員			
Information	[Type= discrete] [Format=numeric] [Range= 0-0] [Missing=*]		
Statistics [NW/ W]	[Valid=750 /-] [Invalid=2357 /-]		
Value	Label	Cases	Percentage
0		750	100.0%
Sysmiss		2357	
<i>Warning: these figures indicate the number of cases found in the data file. They cannot be interpreted as summary statistics of the population of interest.</i>			
# a4_44: 二、增加運用(c)他公司派遣人力人數：44.健康照顧人員、陪病人員			
Information	[Type= discrete] [Format=numeric] [Range= 0-0] [Missing=*]		
Statistics [NW/ W]	[Valid=750 /-] [Invalid=2357 /-]		
Value	Label	Cases	Percentage
0		750	100.0%

# a4_44: 二、增加運用(c)他公司派遣人力人數：44.健康照顧人員、陪病人員			
Value	Label	Cases	Percentage
Sysmiss		2357	
<i>Warning: these figures indicate the number of cases found in the data file. They cannot be interpreted as summary statistics of the population of interest.</i>			
# a4_45: 二、增加運用(c)他公司派遣人力人數：45.保全(含建築物管理員)			
Information	[Type= discrete] [Format=numeric] [Range= 0-0] [Missing=*]		
Statistics [NW/ W]	[Valid=750 /-] [Invalid=2357 /-]		
Value	Label	Cases	Percentage
0		750	100.0%
Sysmiss		2357	
<i>Warning: these figures indicate the number of cases found in the data file. They cannot be interpreted as summary statistics of the population of interest.</i>			
# a4_46: 二、增加運用(c)他公司派遣人力人數：46.其他服務及銷售工作人員			
Information	[Type= discrete] [Format=numeric] [Range= 0-0] [Missing=*]		
Statistics [NW/ W]	[Valid=750 /-] [Invalid=2357 /-]		
Value	Label	Cases	Percentage
0		750	100.0%
Sysmiss		2357	
<i>Warning: these figures indicate the number of cases found in the data file. They cannot be interpreted as summary statistics of the population of interest.</i>			
# a4_47: 二、增加運用(c)他公司派遣人力人數：47.營建及有關工作人員			
Information	[Type= discrete] [Format=numeric] [Range= 0-0] [Missing=*]		
Statistics [NW/ W]	[Valid=750 /-] [Invalid=2357 /-]		
Value	Label	Cases	Percentage
0		750	100.0%
Sysmiss		2357	
<i>Warning: these figures indicate the number of cases found in the data file. They cannot be interpreted as summary statistics of the population of interest.</i>			

# a4_48: 二、增加運用(c)他公司派遣人力人數：48.品質檢查人員			
Information	[Type= discrete] [Format=numeric] [Range= 0-0] [Missing=*]		
Statistics [NW/ W]	[Valid=750 /-] [Invalid=2357 /-]		
Value	Label	Cases	Percentage
0		750	100.0%
Sysmiss		2357	
<i>Warning: these figures indicate the number of cases found in the data file. They cannot be interpreted as summary statistics of the population of interest.</i>			
# a4_49: 二、增加運用(c)他公司派遣人力人數：49.維修技術類工作人員			
Information	[Type= discrete] [Format=numeric] [Range= 0-2] [Missing=*]		
Statistics [NW/ W]	[Valid=750 /-] [Invalid=2357 /-]		
Value	Label	Cases	Percentage
0		749	99.9%
2		1	0.1%
Sysmiss		2357	
<i>Warning: these figures indicate the number of cases found in the data file. They cannot be interpreted as summary statistics of the population of interest.</i>			
# a4_50: 二、增加運用(c)他公司派遣人力人數：50.操作技術類工作人員			
Information	[Type= discrete] [Format=numeric] [Range= 0-50] [Missing=*]		
Statistics [NW/ W]	[Valid=750 /-] [Invalid=2357 /-]		
Value	Label	Cases	Percentage
0		749	99.9%
50		1	0.1%
Sysmiss		2357	
<i>Warning: these figures indicate the number of cases found in the data file. They cannot be interpreted as summary statistics of the population of interest.</i>			
# a4_51: 二、增加運用(c)他公司派遣人力人數：51.組裝人員			
Information	[Type= discrete] [Format=numeric] [Range= 0-10] [Missing=*]		
Statistics [NW/ W]	[Valid=750 /-] [Invalid=2357 /-]		
Value	Label	Cases	Percentage
0		749	99.9%
10		1	0.1%
Sysmiss		2357	
<i>Warning: these figures indicate the number of cases found in the data file. They cannot be interpreted as summary statistics of the population of interest.</i>			
# a4_52: 二、增加運用(c)他公司派遣人力人數：52.駕駛及移運設備操作人員			
Information	[Type= discrete] [Format=numeric] [Range= 0-0] [Missing=*]		
Statistics [NW/ W]	[Valid=750 /-] [Invalid=2357 /-]		
Value	Label	Cases	Percentage
0		750	100.0%
Sysmiss		2357	
<i>Warning: these figures indicate the number of cases found in the data file. They cannot be interpreted as summary statistics of the population of interest.</i>			
# a4_53: 二、增加運用(c)他公司派遣人力人數：53.其他技藝、機械設備操作及組裝人員			
Information	[Type= discrete] [Format=numeric] [Range= 0-0] [Missing=*]		
Statistics [NW/ W]	[Valid=750 /-] [Invalid=2357 /-]		
Value	Label	Cases	Percentage
0		750	100.0%

# a4_53: 二、增加運用(c)他公司派遣人力人數： 53 .其他技藝、機械設備操作及組裝人員			
Value	Label	Cases	Percentage
0		750	100.0%
Systemmiss		2357	
<i>Warning: these figures indicate the number of cases found in the data file. They cannot be interpreted as summary statistics of the population of interest.</i>			
# a4_54: 二、增加運用(c)他公司派遣人力人數： 54 .清潔工			
Information	[Type= discrete] [Format=numeric] [Range= 0-0] [Missing=*]		
Statistics [NW/ W]	[Valid=750 /-] [Invalid=2357 /-]		
Value	Label	Cases	Percentage
0		750	100.0%
Systemmiss		2357	
<i>Warning: these figures indicate the number of cases found in the data file. They cannot be interpreted as summary statistics of the population of interest.</i>			
# a4_55: 二、增加運用(c)他公司派遣人力人數： 55 .勞力工			
Information	[Type= discrete] [Format=numeric] [Range= 0-20] [Missing=*]		
Statistics [NW/ W]	[Valid=750 /-] [Invalid=2357 /-]		
Value	Label	Cases	Percentage
0		749	99.9%
20		1	0.1%
Systemmiss		2357	
<i>Warning: these figures indicate the number of cases found in the data file. They cannot be interpreted as summary statistics of the population of interest.</i>			
# a4_56: 二、增加運用(c)他公司派遣人力人數： 56 .其他基層技術工及勞力工			
Information	[Type= discrete] [Format=numeric] [Range= 0-0] [Missing=*]		
Statistics [NW/ W]	[Valid=750 /-] [Invalid=2357 /-]		
Value	Label	Cases	Percentage
0		750	100.0%
Systemmiss		2357	
<i>Warning: these figures indicate the number of cases found in the data file. They cannot be interpreted as summary statistics of the population of interest.</i>			
# b1_0: 二、減少僱用(d)經常性僱用員工人數：主管及經理人員			
Information	[Type= discrete] [Format=numeric] [Range= 0-4] [Missing=*]		
Statistics [NW/ W]	[Valid=156 /-] [Invalid=2951 /-]		
Value	Label	Cases	Percentage
0		153	98.1%
1		1	0.6%
2		1	0.6%
4		1	0.6%
Systemmiss		2951	
<i>Warning: these figures indicate the number of cases found in the data file. They cannot be interpreted as summary statistics of the population of interest.</i>			
# b1_1: 二、減少僱用(d)經常性僱用員工人數： 01 .生產管理、品質管制工程師			
Information	[Type= discrete] [Format=numeric] [Range= 0-0] [Missing=*]		
Statistics [NW/ W]	[Valid=156 /-] [Invalid=2951 /-]		
Value	Label	Cases	Percentage
0		156	100.0%
Systemmiss		2951	
<i>Warning: these figures indicate the number of cases found in the data file. They cannot be interpreted as summary statistics of the population of interest.</i>			

# b1_2: 二、減少僱用(d)經常性僱用員工人數：02.製程工程師			
Information		[Type= discrete] [Format=numeric] [Range= 0-0] [Missing=*]	
Statistics [NW/ W]		[Valid=156 /-] [Invalid=2951 /-]	
Value	Label	Cases	Percentage
0		156	100.0%
Sysmiss		2951	
<i>Warning: these figures indicate the number of cases found in the data file. They cannot be interpreted as summary statistics of the population of interest.</i>			
# b1_3: 二、減少僱用(d)經常性僱用員工人數：03.環衛工程師			
Information		[Type= discrete] [Format=numeric] [Range= 0-0] [Missing=*]	
Statistics [NW/ W]		[Valid=156 /-] [Invalid=2951 /-]	
Value	Label	Cases	Percentage
0		156	100.0%
Sysmiss		2951	
<i>Warning: these figures indicate the number of cases found in the data file. They cannot be interpreted as summary statistics of the population of interest.</i>			
# b1_4: 二、減少僱用(d)經常性僱用員工人數：04.機械、化工、紡織、食品等工程師及研發人員			
Information		[Type= discrete] [Format=numeric] [Range= 0-0] [Missing=*]	
Statistics [NW/ W]		[Valid=156 /-] [Invalid=2951 /-]	
Value	Label	Cases	Percentage
0		156	100.0%
Sysmiss		2951	
<i>Warning: these figures indicate the number of cases found in the data file. They cannot be interpreted as summary statistics of the population of interest.</i>			
# b1_5: 二、減少僱用(d)經常性僱用員工人數：05.電科技工程師			
Information		[Type= discrete] [Format=numeric] [Range= 0-0] [Missing=*]	
Statistics [NW/ W]		[Valid=156 /-] [Invalid=2951 /-]	
Value	Label	Cases	Percentage
0		156	100.0%
Sysmiss		2951	
<i>Warning: these figures indicate the number of cases found in the data file. They cannot be interpreted as summary statistics of the population of interest.</i>			
# b1_6: 二、減少僱用(d)經常性僱用員工人數：06.營建、製圖、測量等專業人員			
Information		[Type= discrete] [Format=numeric] [Range= 0-0] [Missing=*]	
Statistics [NW/ W]		[Valid=156 /-] [Invalid=2951 /-]	
Value	Label	Cases	Percentage
0		156	100.0%
Sysmiss		2951	
<i>Warning: these figures indicate the number of cases found in the data file. They cannot be interpreted as summary statistics of the population of interest.</i>			
# b1_7: 二、減少僱用(d)經常性僱用員工人數：07.設計專業人員			
Information		[Type= discrete] [Format=numeric] [Range= 0-0] [Missing=*]	
Statistics [NW/ W]		[Valid=156 /-] [Invalid=2951 /-]	
Value	Label	Cases	Percentage
0		156	100.0%
Sysmiss		2951	
<i>Warning: these figures indicate the number of cases found in the data file. They cannot be interpreted as summary statistics of the population of interest.</i>			

# b1_8: 二、減少僱用(d)經常性僱用員工人數：08.醫療保健專業人員			
Information		[Type= discrete] [Format=numeric] [Range= 0-0] [Missing=*]	
Statistics [NW/ W]		[Valid=156 /-] [Invalid=2951 /-]	
Value	Label	Cases	Percentage
0		156	100.0%
Sysmiss		2951	
<i>Warning: these figures indicate the number of cases found in the data file. They cannot be interpreted as summary statistics of the population of interest.</i>			
# b1_9: 二、減少僱用(d)經常性僱用員工人數：09.會計專業人員			
Information		[Type= discrete] [Format=numeric] [Range= 0-0] [Missing=*]	
Statistics [NW/ W]		[Valid=156 /-] [Invalid=2951 /-]	
Value	Label	Cases	Percentage
0		156	100.0%
Sysmiss		2951	
<i>Warning: these figures indicate the number of cases found in the data file. They cannot be interpreted as summary statistics of the population of interest.</i>			
# b1_10: 二、減少僱用(d)經常性僱用員工人數：10.財務、保險、金融、投資等專業人員			
Information		[Type= discrete] [Format=numeric] [Range= 0-1] [Missing=*]	
Statistics [NW/ W]		[Valid=156 /-] [Invalid=2951 /-]	
Value	Label	Cases	Percentage
0		155	99.4%
1		1	0.6%
Sysmiss		2951	
<i>Warning: these figures indicate the number of cases found in the data file. They cannot be interpreted as summary statistics of the population of interest.</i>			
# b1_11: 二、減少僱用(d)經常性僱用員工人數：11.人力資源專業人員			
Information		[Type= discrete] [Format=numeric] [Range= 0-0] [Missing=*]	
Statistics [NW/ W]		[Valid=156 /-] [Invalid=2951 /-]	
Value	Label	Cases	Percentage
0		156	100.0%
Sysmiss		2951	
<i>Warning: these figures indicate the number of cases found in the data file. They cannot be interpreted as summary statistics of the population of interest.</i>			
# b1_12: 二、減少僱用(d)經常性僱用員工人數：12.企劃、行銷、公關等專業人員			
Information		[Type= discrete] [Format=numeric] [Range= 0-10] [Missing=*]	
Statistics [NW/ W]		[Valid=156 /-] [Invalid=2951 /-]	
Value	Label	Cases	Percentage
0		151	96.8%
1		1	0.6%
2		1	0.6%
3		1	0.6%
4		1	0.6%
10		1	0.6%
Sysmiss		2951	
<i>Warning: these figures indicate the number of cases found in the data file. They cannot be interpreted as summary statistics of the population of interest.</i>			
# b1_13: 二、減少僱用(d)經常性僱用員工人數：13.軟體、程式、網路、系統、資料庫等資訊專業人員			
Information		[Type= discrete] [Format=numeric] [Range= 0-2] [Missing=*]	

# b1_13: 二、減少僱用(d)經常性僱用員工人數：13.軟體、程式、網路、系統、資料庫等資訊專業人員			
Statistics [NW/ W]		[Valid=156 /-] [Invalid=2951 /-]	
Value	Label	Cases	Percentage
0		155	99.4%
2		1	0.6%
Systemmiss		2951	
<i>Warning: these figures indicate the number of cases found in the data file. They cannot be interpreted as summary statistics of the population of interest.</i>			
# b1_14: 二、減少僱用(d)經常性僱用員工人數：14.法務專業人員			
Information		[Type= discrete] [Format=numeric] [Range= 0-0] [Missing=*]	
Statistics [NW/ W]		[Valid=156 /-] [Invalid=2951 /-]	
Value	Label	Cases	Percentage
0		156	100.0%
Systemmiss		2951	
<i>Warning: these figures indicate the number of cases found in the data file. They cannot be interpreted as summary statistics of the population of interest.</i>			
# b1_15: 二、減少僱用(d)經常性僱用員工人數：15.其他專業人員			
Information		[Type= discrete] [Format=numeric] [Range= 0-20] [Missing=*]	
Statistics [NW/ W]		[Valid=156 /-] [Invalid=2951 /-]	
Value	Label	Cases	Percentage
0		154	98.7%
5		1	0.6%
20		1	0.6%
Systemmiss		2951	
<i>Warning: these figures indicate the number of cases found in the data file. They cannot be interpreted as summary statistics of the population of interest.</i>			
# b1_16: 二、減少僱用(d)經常性僱用員工人數：16.營建工程、製圖技術員			
Information		[Type= discrete] [Format=numeric] [Range= 0-6] [Missing=*]	
Statistics [NW/ W]		[Valid=156 /-] [Invalid=2951 /-]	
Value	Label	Cases	Percentage
0		155	99.4%
6		1	0.6%
Systemmiss		2951	
<i>Warning: these figures indicate the number of cases found in the data file. They cannot be interpreted as summary statistics of the population of interest.</i>			
# b1_17: 二、減少僱用(d)經常性僱用員工人數：17.電機、電子工程技術員			
Information		[Type= discrete] [Format=numeric] [Range= 0-5] [Missing=*]	
Statistics [NW/ W]		[Valid=156 /-] [Invalid=2951 /-]	
Value	Label	Cases	Percentage
0		153	98.1%
2		2	1.3%
5		1	0.6%
Systemmiss		2951	
<i>Warning: these figures indicate the number of cases found in the data file. They cannot be interpreted as summary statistics of the population of interest.</i>			
# b1_18: 二、減少僱用(d)經常性僱用員工人數：18.機械、化工、紡織、食品等技術員			
Information		[Type= discrete] [Format=numeric] [Range= 0-3] [Missing=*]	
Statistics [NW/ W]		[Valid=156 /-] [Invalid=2951 /-]	

b1_18: 二、減少僱用(d)經常性僱用員工人數：18.機械、化工、紡織、食品等技術員

Value	Label	Cases	Percentage
0		153	98.1%
1		1	0.6%
2		1	0.6%
3		1	0.6%
Sysmiss		2951	

Warning: these figures indicate the number of cases found in the data file. They cannot be interpreted as summary statistics of the population of interest.

b1_19: 二、減少僱用(d)經常性僱用員工人數：19.生產管理技術員、品質管制技術員

Information	[Type= discrete] [Format=numeric] [Range= 0-1] [Missing=*]
Statistics [NW/ W]	[Valid=156 /-] [Invalid=2951 /-]

Value	Label	Cases	Percentage
0		154	98.7%
1		2	1.3%
Sysmiss		2951	

Warning: these figures indicate the number of cases found in the data file. They cannot be interpreted as summary statistics of the population of interest.

b1_20: 二、減少僱用(d)經常性僱用員工人數：20.製程控制技術員

Information	[Type= discrete] [Format=numeric] [Range= 0-5] [Missing=*]
Statistics [NW/ W]	[Valid=156 /-] [Invalid=2951 /-]

Value	Label	Cases	Percentage
0		154	98.7%
1		1	0.6%
5		1	0.6%
Sysmiss		2951	

Warning: these figures indicate the number of cases found in the data file. They cannot be interpreted as summary statistics of the population of interest.

b1_21: 二、減少僱用(d)經常性僱用員工人數：21.製造、營造監督人員

Information	[Type= discrete] [Format=numeric] [Range= 0-5] [Missing=*]
Statistics [NW/ W]	[Valid=156 /-] [Invalid=2951 /-]

Value	Label	Cases	Percentage
0		155	99.4%
5		1	0.6%
Sysmiss		2951	

Warning: these figures indicate the number of cases found in the data file. They cannot be interpreted as summary statistics of the population of interest.

b1_22: 二、減少僱用(d)經常性僱用員工人數：22.醫療保健助理專業人員

Information	[Type= discrete] [Format=numeric] [Range= 0-0] [Missing=*]
Statistics [NW/ W]	[Valid=156 /-] [Invalid=2951 /-]

Value	Label	Cases	Percentage
0		156	100.0%
Sysmiss		2951	

Warning: these figures indicate the number of cases found in the data file. They cannot be interpreted as summary statistics of the population of interest.

b1_23: 二、減少僱用(d)經常性僱用員工人數：23.環衛類技術員(含勞工安全類技術人員)

Information	[Type= discrete] [Format=numeric] [Range= 0-0] [Missing=*]
Statistics [NW/ W]	[Valid=156 /-] [Invalid=2951 /-]

b1_23: 二、減少僱用(d)經常性僱用員工人數：23.環衛類技術員(含勞工安全類技術人員)

Value	Label	Cases	Percentage
0		156	100.0%
Systemmiss		2951	

Warning: these figures indicate the number of cases found in the data file. They cannot be interpreted as summary statistics of the population of interest.

b1_24: 二、減少僱用(d)經常性僱用員工人數：24.財務、金融等助理人員

Information	[Type= discrete] [Format=numeric] [Range= 0-0] [Missing=*]
Statistics [NW/ W]	[Valid=156 /-] [Invalid=2951 /-]

Value	Label	Cases	Percentage
0		156	100.0%
Systemmiss		2951	

Warning: these figures indicate the number of cases found in the data file. They cannot be interpreted as summary statistics of the population of interest.

b1_25: 二、減少僱用(d)經常性僱用員工人數：25.會計助理人員

Information	[Type= discrete] [Format=numeric] [Range= 0-4] [Missing=*]
Statistics [NW/ W]	[Valid=156 /-] [Invalid=2951 /-]

Value	Label	Cases	Percentage
0		152	97.4%
1		2	1.3%
2		1	0.6%
4		1	0.6%
Systemmiss		2951	

Warning: these figures indicate the number of cases found in the data file. They cannot be interpreted as summary statistics of the population of interest.

b1_26: 二、減少僱用(d)經常性僱用員工人數：26.業務銷售、貿易助理專業人員

Information	[Type= discrete] [Format=numeric] [Range= 0-50] [Missing=*]
Statistics [NW/ W]	[Valid=156 /-] [Invalid=2951 /-]

Value	Label	Cases	Percentage
0		147	94.2%
1		6	3.8%
5		2	1.3%
50		1	0.6%
Systemmiss		2951	

Warning: these figures indicate the number of cases found in the data file. They cannot be interpreted as summary statistics of the population of interest.

b1_27: 二、減少僱用(d)經常性僱用員工人數：27.採購員

Information	[Type= discrete] [Format=numeric] [Range= 0-0] [Missing=*]
Statistics [NW/ W]	[Valid=156 /-] [Invalid=2951 /-]

Value	Label	Cases	Percentage
0		156	100.0%
Systemmiss		2951	

Warning: these figures indicate the number of cases found in the data file. They cannot be interpreted as summary statistics of the population of interest.

b1_28: 二、減少僱用(d)經常性僱用員工人數：28.人力資源助理專業人員

Information	[Type= discrete] [Format=numeric] [Range= 0-0] [Missing=*]
Statistics [NW/ W]	[Valid=156 /-] [Invalid=2951 /-]

b1_28: 二、減少僱用(d)經常性僱用員工人數：28.人力資源助理專業人員

Value	Label	Cases	Percentage
0		156	100.0%
Sysmiss		2951	

Warning: these figures indicate the number of cases found in the data file. They cannot be interpreted as summary statistics of the population of interest.

b1_29: 二、減少僱用(d)經常性僱用員工人數：29.不動產經紀人

Information	[Type= discrete] [Format=numeric] [Range= 0-3] [Missing=*]
Statistics [NW/ W]	[Valid=156 /-] [Invalid=2951 /-]

Value	Label	Cases	Percentage
0		155	99.4%
3		1	0.6%
Sysmiss		2951	

Warning: these figures indicate the number of cases found in the data file. They cannot be interpreted as summary statistics of the population of interest.

b1_30: 二、減少僱用(d)經常性僱用員工人數：30.法務助理人員

Information	[Type= discrete] [Format=numeric] [Range= 0-0] [Missing=*]
Statistics [NW/ W]	[Valid=156 /-] [Invalid=2951 /-]

Value	Label	Cases	Percentage
0		156	100.0%
Sysmiss		2951	

Warning: these figures indicate the number of cases found in the data file. They cannot be interpreted as summary statistics of the population of interest.

b1_31: 二、減少僱用(d)經常性僱用員工人數：31.資訊及通訊傳播技術員

Information	[Type= discrete] [Format=numeric] [Range= 0-80] [Missing=*]
Statistics [NW/ W]	[Valid=156 /-] [Invalid=2951 /-]

Value	Label	Cases	Percentage
0		149	95.5%
1		2	1.3%
2		2	1.3%
4		1	0.6%
5		1	0.6%
80		1	0.6%
Sysmiss		2951	

Warning: these figures indicate the number of cases found in the data file. They cannot be interpreted as summary statistics of the population of interest.

b1_32: 二、減少僱用(d)經常性僱用員工人數：32.其他技術員及助理專業人員

Information	[Type= discrete] [Format=numeric] [Range= 0-0] [Missing=*]
Statistics [NW/ W]	[Valid=156 /-] [Invalid=2951 /-]

Value	Label	Cases	Percentage
0		156	100.0%
Sysmiss		2951	

Warning: these figures indicate the number of cases found in the data file. They cannot be interpreted as summary statistics of the population of interest.

b1_33: 二、減少僱用(d)經常性僱用員工人數：33.一般及文書事務人員

Information	[Type= discrete] [Format=numeric] [Range= 0-100] [Missing=*]
Statistics [NW/ W]	[Valid=156 /-] [Invalid=2951 /-]

b1_33: 二、減少僱用(d)經常性僱用員工人數：33.一般及文書事務人員

Value	Label	Cases	Percentage
0		139	89.1%
1		4	2.6%
2		5	3.2%
3		1	0.6%
4		2	1.3%
5		3	1.9%
7		1	0.6%
100		1	0.6%
Sysmiss		2951	

Warning: these figures indicate the number of cases found in the data file. They cannot be interpreted as summary statistics of the population of interest.

b1_34: 二、減少僱用(d)經常性僱用員工人數：34.顧客服務事務人員

Information	[Type= discrete] [Format=numeric] [Range= 0-42] [Missing=*]
Statistics [NW/ W]	[Valid=156 /-] [Invalid=2951 /-]

Value	Label	Cases	Percentage
0		153	98.1%
3		1	0.6%
30		1	0.6%
42		1	0.6%
Sysmiss		2951	

Warning: these figures indicate the number of cases found in the data file. They cannot be interpreted as summary statistics of the population of interest.

b1_35: 二、減少僱用(d)經常性僱用員工人數：35.會計、生產、運輸事務人員

Information	[Type= discrete] [Format=numeric] [Range= 0-4] [Missing=*]
Statistics [NW/ W]	[Valid=156 /-] [Invalid=2951 /-]

Value	Label	Cases	Percentage
0		151	96.8%
1		3	1.9%
2		1	0.6%
4		1	0.6%
Sysmiss		2951	

Warning: these figures indicate the number of cases found in the data file. They cannot be interpreted as summary statistics of the population of interest.

b1_36: 二、減少僱用(d)經常性僱用員工人數：36.人事

Information	[Type= discrete] [Format=numeric] [Range= 0-0] [Missing=*]
Statistics [NW/ W]	[Valid=156 /-] [Invalid=2951 /-]

Value	Label	Cases	Percentage
0		156	100.0%
Sysmiss		2951	

Warning: these figures indicate the number of cases found in the data file. They cannot be interpreted as summary statistics of the population of interest.

b1_37: 二、減少僱用(d)經常性僱用員工人數：37.其他事務支援人員

Information	[Type= discrete] [Format=numeric] [Range= 0-0] [Missing=*]
Statistics [NW/ W]	[Valid=156 /-] [Invalid=2951 /-]

Value	Label	Cases	Percentage
0		156	100.0%

# b1_37: 二、減少僱用(d)經常性僱用員工人數：37.其他事務支援人員			
Value	Label	Cases	Percentage
0		2951	
System			
<i>Warning: these figures indicate the number of cases found in the data file. They cannot be interpreted as summary statistics of the population of interest.</i>			
# b1_38: 二、減少僱用(d)經常性僱用員工人數：38.車、船、機上服務人員			
Information		[Type= discrete] [Format=numeric] [Range= 0-0] [Missing=*]	
Statistics [NW/ W]		[Valid=156 /-] [Invalid=2951 /-]	
Value	Label	Cases	Percentage
0		156	100.0%
System		2951	
<i>Warning: these figures indicate the number of cases found in the data file. They cannot be interpreted as summary statistics of the population of interest.</i>			
# b1_39: 二、減少僱用(d)經常性僱用員工人數：39.導遊及領隊			
Information		[Type= discrete] [Format=numeric] [Range= 0-16] [Missing=*]	
Statistics [NW/ W]		[Valid=156 /-] [Invalid=2951 /-]	
Value	Label	Cases	Percentage
0		155	99.4%
16		1	0.6%
System		2951	
<i>Warning: these figures indicate the number of cases found in the data file. They cannot be interpreted as summary statistics of the population of interest.</i>			
# b1_40: 二、減少僱用(d)經常性僱用員工人數：40.廚師			
Information		[Type= discrete] [Format=numeric] [Range= 0-4] [Missing=*]	
Statistics [NW/ W]		[Valid=156 /-] [Invalid=2951 /-]	
Value	Label	Cases	Percentage
0		155	99.4%
4		1	0.6%
System		2951	
<i>Warning: these figures indicate the number of cases found in the data file. They cannot be interpreted as summary statistics of the population of interest.</i>			

# b1_41: 二、減少僱用(d)經常性僱用員工人數：41.餐飲服務員			
Information	[Type= discrete] [Format=numeric] [Range= 0-10] [Missing=*]		
Statistics [NW/ W]	[Valid=156 /-] [Invalid=2951 /-]		
Value	Label	Cases	Percentage
0		153	98.1%
5		1	0.6%
6		1	0.6%
10		1	0.6%
Sysmiss		2951	
<i>Warning: these figures indicate the number of cases found in the data file. They cannot be interpreted as summary statistics of the population of interest.</i>			
# b1_42: 二、減少僱用(d)經常性僱用員工人數：42.商店銷售有關人員及展售說明人員			
Information	[Type= discrete] [Format=numeric] [Range= 0-10] [Missing=*]		
Statistics [NW/ W]	[Valid=156 /-] [Invalid=2951 /-]		
Value	Label	Cases	Percentage
0		151	96.8%
2		1	0.6%
5		2	1.3%
7		1	0.6%
10		1	0.6%
Sysmiss		2951	
<i>Warning: these figures indicate the number of cases found in the data file. They cannot be interpreted as summary statistics of the population of interest.</i>			
# b1_43: 二、減少僱用(d)經常性僱用員工人數：43.電話及網路行銷人員			
Information	[Type= discrete] [Format=numeric] [Range= 0-0] [Missing=*]		
Statistics [NW/ W]	[Valid=156 /-] [Invalid=2951 /-]		
Value	Label	Cases	Percentage
0		156	100.0%
Sysmiss		2951	
<i>Warning: these figures indicate the number of cases found in the data file. They cannot be interpreted as summary statistics of the population of interest.</i>			
# b1_44: 二、減少僱用(d)經常性僱用員工人數：44.健康照顧人員、陪病人員			
Information	[Type= discrete] [Format=numeric] [Range= 0-0] [Missing=*]		
Statistics [NW/ W]	[Valid=156 /-] [Invalid=2951 /-]		
Value	Label	Cases	Percentage
0		156	100.0%
Sysmiss		2951	
<i>Warning: these figures indicate the number of cases found in the data file. They cannot be interpreted as summary statistics of the population of interest.</i>			
# b1_45: 二、減少僱用(d)經常性僱用員工人數：45.保全(含建築物管理員)			
Information	[Type= discrete] [Format=numeric] [Range= 0-20] [Missing=*]		
Statistics [NW/ W]	[Valid=156 /-] [Invalid=2951 /-]		
Value	Label	Cases	Percentage
0		152	97.4%
1		1	0.6%
2		1	0.6%
11		1	0.6%
20		1	0.6%

# b1_45: 二、減少僱用(d)經常性僱用員工人數：45.保全(含建築物管理員)			
Value	Label	Cases	Percentage
Sysmiss		2951	
<i>Warning: these figures indicate the number of cases found in the data file. They cannot be interpreted as summary statistics of the population of interest.</i>			
# b1_46: 二、減少僱用(d)經常性僱用員工人數：46.其他服務及銷售工作人員			
Information		[Type= discrete] [Format=numeric] [Range= 0-0] [Missing=*]	
Statistics [NW/ W]		[Valid=156 /-] [Invalid=2951 /-]	
Value	Label	Cases	Percentage
0		156	100.0%
Sysmiss		2951	
<i>Warning: these figures indicate the number of cases found in the data file. They cannot be interpreted as summary statistics of the population of interest.</i>			
# b1_47: 二、減少僱用(d)經常性僱用員工人數：47.營建及有關工作人員			
Information		[Type= discrete] [Format=numeric] [Range= 0-0] [Missing=*]	
Statistics [NW/ W]		[Valid=156 /-] [Invalid=2951 /-]	
Value	Label	Cases	Percentage
0		156	100.0%
Sysmiss		2951	
<i>Warning: these figures indicate the number of cases found in the data file. They cannot be interpreted as summary statistics of the population of interest.</i>			
# b1_48: 二、減少僱用(d)經常性僱用員工人數：48.品質檢查人員			
Information		[Type= discrete] [Format=numeric] [Range= 0-3] [Missing=*]	
Statistics [NW/ W]		[Valid=156 /-] [Invalid=2951 /-]	
Value	Label	Cases	Percentage
0		154	98.7%
2		1	0.6%
3		1	0.6%
Sysmiss		2951	
<i>Warning: these figures indicate the number of cases found in the data file. They cannot be interpreted as summary statistics of the population of interest.</i>			
# b1_49: 二、減少僱用(d)經常性僱用員工人數：49.維修技術類工作人員			
Information		[Type= discrete] [Format=numeric] [Range= 0-2] [Missing=*]	
Statistics [NW/ W]		[Valid=156 /-] [Invalid=2951 /-]	
Value	Label	Cases	Percentage
0		154	98.7%
1		1	0.6%
2		1	0.6%
Sysmiss		2951	
<i>Warning: these figures indicate the number of cases found in the data file. They cannot be interpreted as summary statistics of the population of interest.</i>			
# b1_50: 二、減少僱用(d)經常性僱用員工人數：50.操作技術類工作人員			
Information		[Type= discrete] [Format=numeric] [Range= 0-100] [Missing=*]	
Statistics [NW/ W]		[Valid=156 /-] [Invalid=2951 /-]	
Value	Label	Cases	Percentage
0		121	77.6%
1		11	7.1%
2		8	5.1%

b1_50: 二、減少僱用(d)經常性僱用員工人數：50.操作技術類工作人員

Value	Label	Cases	Percentage
3		3	1.9%
4		1	0.6%
5		6	3.8%
6		1	0.6%
8		2	1.3%
10		2	1.3%
100		1	0.6%
Sysmiss		2951	

Warning: these figures indicate the number of cases found in the data file. They cannot be interpreted as summary statistics of the population of interest.

b1_51: 二、減少僱用(d)經常性僱用員工人數：51.組裝人員

Information	[Type= discrete] [Format=numeric] [Range= 0-30] [Missing=*]
Statistics [NW/ W]	[Valid=156 /-] [Invalid=2951 /-]

Value	Label	Cases	Percentage
0		151	96.8%
1		2	1.3%
2		2	1.3%
30		1	0.6%
Sysmiss		2951	

Warning: these figures indicate the number of cases found in the data file. They cannot be interpreted as summary statistics of the population of interest.

b1_52: 二、減少僱用(d)經常性僱用員工人數：52.駕駛及移運設備操作人員

Information	[Type= discrete] [Format=numeric] [Range= 0-0] [Missing=*]
Statistics [NW/ W]	[Valid=156 /-] [Invalid=2951 /-]

Value	Label	Cases	Percentage
0		156	100.0%
Sysmiss		2951	

Warning: these figures indicate the number of cases found in the data file. They cannot be interpreted as summary statistics of the population of interest.

b1_53: 二、減少僱用(d)經常性僱用員工人數：53.其他技藝、機械設備操作及組裝人員

Information	[Type= discrete] [Format=numeric] [Range= 0-0] [Missing=*]
Statistics [NW/ W]	[Valid=156 /-] [Invalid=2951 /-]

Value	Label	Cases	Percentage
0		156	100.0%
Sysmiss		2951	

Warning: these figures indicate the number of cases found in the data file. They cannot be interpreted as summary statistics of the population of interest.







b1_54: 二、減少僱用(d)經常性僱用員工人數：54.清潔工

Information	[Type= discrete] [Format=numeric] [Range= 0-10] [Missing=*]
Statistics [NW/ W]	[Valid=156 /-] [Invalid=2951 /-]

Value	Label	Cases	Percentage
0		152	97.4%
1		1	0.6%
3		1	0.6%
5		1	0.6%
10		1	0.6%

# b1_54: 二、減少僱用(d)經常性僱用員工人數：54.清潔工			
Value	Label	Cases	Percentage
0		140	89.7%
1		2	1.3%
2		6	3.8%
3		6	3.8%
5		1	0.6%
6		1	0.6%
System Miss		2951	
<i>Warning: these figures indicate the number of cases found in the data file. They cannot be interpreted as summary statistics of the population of interest.</i>			
# b1_55: 二、減少僱用(d)經常性僱用員工人數：55.勞力工			
Information		[Type= discrete] [Format=numeric] [Range= 0-6] [Missing=*]	
Statistics [NW/ W]		[Valid=156 /-] [Invalid=2951 /-]	
Value	Label	Cases	Percentage
0		156	100.0%
1		2	1.3%
2		6	3.8%
3		6	3.8%
5		1	0.6%
6		1	0.6%
System Miss		2951	
<i>Warning: these figures indicate the number of cases found in the data file. They cannot be interpreted as summary statistics of the population of interest.</i>			
# b1_56: 二、減少僱用(d)經常性僱用員工人數：56.其他基層技術工及勞力工			
Information		[Type= discrete] [Format=numeric] [Range= 0-0] [Missing=*]	
Statistics [NW/ W]		[Valid=156 /-] [Invalid=2951 /-]	
Value	Label	Cases	Percentage
0		156	100.0%
System Miss		2951	
<i>Warning: these figures indicate the number of cases found in the data file. They cannot be interpreted as summary statistics of the population of interest.</i>			
# b2_0: 二、減少僱用(e)臨時或季節性員工人數：主管及經理人員			
Information		[Type= discrete] [Format=numeric] [Range= 0-0] [Missing=*]	
Statistics [NW/ W]		[Valid=156 /-] [Invalid=2951 /-]	
Value	Label	Cases	Percentage
0		156	100.0%
System Miss		2951	
<i>Warning: these figures indicate the number of cases found in the data file. They cannot be interpreted as summary statistics of the population of interest.</i>			
# b2_1: 二、減少僱用(e)臨時或季節性員工人數：01.生產管理、品質管制工程師			
Information		[Type= discrete] [Format=numeric] [Range= 0-0] [Missing=*]	
Statistics [NW/ W]		[Valid=156 /-] [Invalid=2951 /-]	
Value	Label	Cases	Percentage
0		156	100.0%
System Miss		2951	
<i>Warning: these figures indicate the number of cases found in the data file. They cannot be interpreted as summary statistics of the population of interest.</i>			
# b2_2: 二、減少僱用(e)臨時或季節性員工人數：02.製程工程師			
Information		[Type= discrete] [Format=numeric] [Range= 0-0] [Missing=*]	
Statistics [NW/ W]		[Valid=156 /-] [Invalid=2951 /-]	
Value	Label	Cases	Percentage
0		156	100.0%
System Miss		2951	
<i>Warning: these figures indicate the number of cases found in the data file. They cannot be interpreted as summary statistics of the population of interest.</i>			

# b2_3: 二、減少僱用(e)臨時或季節性員工人數：03.環衛工程師			
Information		[Type= discrete] [Format=numeric] [Range= 0-0] [Missing=*]	
Statistics [NW/ W]		[Valid=156 /-] [Invalid=2951 /-]	
Value	Label	Cases	Percentage
0		156	100.0%
Sysmiss		2951	
<i>Warning: these figures indicate the number of cases found in the data file. They cannot be interpreted as summary statistics of the population of interest.</i>			
# b2_4: 二、減少僱用(e)臨時或季節性員工人數：04.機械、化工、紡織、食品等工程師及研發人員			
Information		[Type= discrete] [Format=numeric] [Range= 0-0] [Missing=*]	
Statistics [NW/ W]		[Valid=156 /-] [Invalid=2951 /-]	
Value	Label	Cases	Percentage
0		156	100.0%
Sysmiss		2951	
<i>Warning: these figures indicate the number of cases found in the data file. They cannot be interpreted as summary statistics of the population of interest.</i>			
# b2_5: 二、減少僱用(e)臨時或季節性員工人數：05.電科技工程師			
Information		[Type= discrete] [Format=numeric] [Range= 0-0] [Missing=*]	
Statistics [NW/ W]		[Valid=156 /-] [Invalid=2951 /-]	
Value	Label	Cases	Percentage
0		156	100.0%
Sysmiss		2951	
<i>Warning: these figures indicate the number of cases found in the data file. They cannot be interpreted as summary statistics of the population of interest.</i>			
# b2_6: 二、減少僱用(e)臨時或季節性員工人數：06.營建、製圖、測量等專業人員			
Information		[Type= discrete] [Format=numeric] [Range= 0-0] [Missing=*]	
Statistics [NW/ W]		[Valid=156 /-] [Invalid=2951 /-]	
Value	Label	Cases	Percentage
0		156	100.0%
Sysmiss		2951	
<i>Warning: these figures indicate the number of cases found in the data file. They cannot be interpreted as summary statistics of the population of interest.</i>			
# b2_7: 二、減少僱用(e)臨時或季節性員工人數：07.設計專業人員			
Information		[Type= discrete] [Format=numeric] [Range= 0-0] [Missing=*]	
Statistics [NW/ W]		[Valid=156 /-] [Invalid=2951 /-]	
Value	Label	Cases	Percentage
0		156	100.0%
Sysmiss		2951	
<i>Warning: these figures indicate the number of cases found in the data file. They cannot be interpreted as summary statistics of the population of interest.</i>			
# b2_8: 二、減少僱用(e)臨時或季節性員工人數：08.醫療保健專業人員			
Information		[Type= discrete] [Format=numeric] [Range= 0-0] [Missing=*]	
Statistics [NW/ W]		[Valid=156 /-] [Invalid=2951 /-]	
Value	Label	Cases	Percentage
0		156	100.0%
Sysmiss		2951	
<i>Warning: these figures indicate the number of cases found in the data file. They cannot be interpreted as summary statistics of the population of interest.</i>			

# b2_9: 二、減少僱用(e)臨時或季節性員工人數：09.會計專業人員			
Information		[Type= discrete] [Format=numeric] [Range= 0-0] [Missing=*]	
Statistics [NW/ W]		[Valid=156 /-] [Invalid=2951 /-]	
Value	Label	Cases	Percentage
0		156	 100.0%
Sysmiss		2951	
<i>Warning: these figures indicate the number of cases found in the data file. They cannot be interpreted as summary statistics of the population of interest.</i>			
# b2_10: 二、減少僱用(e)臨時或季節性員工人數：10.財務、保險、金融、投資等專業人員			
Information		[Type= discrete] [Format=numeric] [Range= 0-0] [Missing=*]	
Statistics [NW/ W]		[Valid=156 /-] [Invalid=2951 /-]	
Value	Label	Cases	Percentage
0		156	 100.0%
Sysmiss		2951	
<i>Warning: these figures indicate the number of cases found in the data file. They cannot be interpreted as summary statistics of the population of interest.</i>			
# b2_11: 二、減少僱用(e)臨時或季節性員工人數：11.人力資源專業人員			
Information		[Type= discrete] [Format=numeric] [Range= 0-0] [Missing=*]	
Statistics [NW/ W]		[Valid=156 /-] [Invalid=2951 /-]	
Value	Label	Cases	Percentage
0		156	 100.0%
Sysmiss		2951	
<i>Warning: these figures indicate the number of cases found in the data file. They cannot be interpreted as summary statistics of the population of interest.</i>			
# b2_12: 二、減少僱用(e)臨時或季節性員工人數：12.企劃、行銷、公關等專業人員			
Information		[Type= discrete] [Format=numeric] [Range= 0-0] [Missing=*]	
Statistics [NW/ W]		[Valid=156 /-] [Invalid=2951 /-]	
Value	Label	Cases	Percentage
0		156	 100.0%
Sysmiss		2951	
<i>Warning: these figures indicate the number of cases found in the data file. They cannot be interpreted as summary statistics of the population of interest.</i>			
# b2_13: 二、減少僱用(e)臨時或季節性員工人數：13.軟體、程式、網路、系統、資料庫等資訊專業人員			
Information		[Type= discrete] [Format=numeric] [Range= 0-0] [Missing=*]	
Statistics [NW/ W]		[Valid=156 /-] [Invalid=2951 /-]	
Value	Label	Cases	Percentage
0		156	 100.0%
Sysmiss		2951	
<i>Warning: these figures indicate the number of cases found in the data file. They cannot be interpreted as summary statistics of the population of interest.</i>			
# b2_14: 二、減少僱用(e)臨時或季節性員工人數：14.法務專業人員			
Information		[Type= discrete] [Format=numeric] [Range= 0-0] [Missing=*]	
Statistics [NW/ W]		[Valid=156 /-] [Invalid=2951 /-]	
Value	Label	Cases	Percentage
0		156	 100.0%
Sysmiss		2951	
<i>Warning: these figures indicate the number of cases found in the data file. They cannot be interpreted as summary statistics of the population of interest.</i>			

# b2_15: 二、減少僱用(e)臨時或季節性員工人數：15.其他專業人員			
Information	[Type= discrete] [Format=numeric] [Range= 0-0] [Missing=*]		
Statistics [NW/ W]	[Valid=156 /-] [Invalid=2951 /-]		
Value	Label	Cases	Percentage
0		156	100.0%
Sysmiss		2951	
<i>Warning: these figures indicate the number of cases found in the data file. They cannot be interpreted as summary statistics of the population of interest.</i>			
# b2_16: 二、減少僱用(e)臨時或季節性員工人數：16.營建工程、製圖技術員			
Information	[Type= discrete] [Format=numeric] [Range= 0-20] [Missing=*]		
Statistics [NW/ W]	[Valid=156 /-] [Invalid=2951 /-]		
Value	Label	Cases	Percentage
0		154	98.7%
3		1	0.6%
20		1	0.6%
Sysmiss		2951	
<i>Warning: these figures indicate the number of cases found in the data file. They cannot be interpreted as summary statistics of the population of interest.</i>			
# b2_17: 二、減少僱用(e)臨時或季節性員工人數：17.電機、電子工程技術員			
Information	[Type= discrete] [Format=numeric] [Range= 0-0] [Missing=*]		
Statistics [NW/ W]	[Valid=156 /-] [Invalid=2951 /-]		
Value	Label	Cases	Percentage
0		156	100.0%
Sysmiss		2951	
<i>Warning: these figures indicate the number of cases found in the data file. They cannot be interpreted as summary statistics of the population of interest.</i>			
# b2_18: 二、減少僱用(e)臨時或季節性員工人數：18.機械、化工、紡織、食品等技術員			
Information	[Type= discrete] [Format=numeric] [Range= 0-0] [Missing=*]		
Statistics [NW/ W]	[Valid=156 /-] [Invalid=2951 /-]		
Value	Label	Cases	Percentage
0		156	100.0%
Sysmiss		2951	
<i>Warning: these figures indicate the number of cases found in the data file. They cannot be interpreted as summary statistics of the population of interest.</i>			
# b2_19: 二、減少僱用(e)臨時或季節性員工人數：19.生產管理技術員、品質管制技術員			
Information	[Type= discrete] [Format=numeric] [Range= 0-0] [Missing=*]		
Statistics [NW/ W]	[Valid=156 /-] [Invalid=2951 /-]		
Value	Label	Cases	Percentage
0		156	100.0%
Sysmiss		2951	
<i>Warning: these figures indicate the number of cases found in the data file. They cannot be interpreted as summary statistics of the population of interest.</i>			
# b2_20: 二、減少僱用(e)臨時或季節性員工人數：20.製程控制技術員			
Information	[Type= discrete] [Format=numeric] [Range= 0-0] [Missing=*]		
Statistics [NW/ W]	[Valid=156 /-] [Invalid=2951 /-]		
Value	Label	Cases	Percentage
0		156	100.0%
Sysmiss		2951	

# b2_20: 二、減少僱用(e)臨時或季節性員工人數：20.製程控制技術員			
<i>Warning: these figures indicate the number of cases found in the data file. They cannot be interpreted as summary statistics of the population of interest.</i>			
# b2_21: 二、減少僱用(e)臨時或季節性員工人數：21.製造、營造監督人員			
Information	[Type= discrete] [Format=numeric] [Range= 0-0] [Missing=*]		
Statistics [NW/ W]	[Valid=156 /-] [Invalid=2951 /-]		
Value	Label	Cases	Percentage
0		156	100.0%
Sysmiss		2951	
<i>Warning: these figures indicate the number of cases found in the data file. They cannot be interpreted as summary statistics of the population of interest.</i>			
# b2_22: 二、減少僱用(e)臨時或季節性員工人數：22.醫療保健助理專業人員			
Information	[Type= discrete] [Format=numeric] [Range= 0-0] [Missing=*]		
Statistics [NW/ W]	[Valid=156 /-] [Invalid=2951 /-]		
Value	Label	Cases	Percentage
0		156	100.0%
Sysmiss		2951	
<i>Warning: these figures indicate the number of cases found in the data file. They cannot be interpreted as summary statistics of the population of interest.</i>			
# b2_23: 二、減少僱用(e)臨時或季節性員工人數：23.環衛類技術員(含勞工安全類技術人員)			
Information	[Type= discrete] [Format=numeric] [Range= 0-0] [Missing=*]		
Statistics [NW/ W]	[Valid=156 /-] [Invalid=2951 /-]		
Value	Label	Cases	Percentage
0		156	100.0%
Sysmiss		2951	
<i>Warning: these figures indicate the number of cases found in the data file. They cannot be interpreted as summary statistics of the population of interest.</i>			
# b2_24: 二、減少僱用(e)臨時或季節性員工人數：24.財務、金融等助理人員			
Information	[Type= discrete] [Format=numeric] [Range= 0-0] [Missing=*]		
Statistics [NW/ W]	[Valid=156 /-] [Invalid=2951 /-]		
Value	Label	Cases	Percentage
0		156	100.0%
Sysmiss		2951	
<i>Warning: these figures indicate the number of cases found in the data file. They cannot be interpreted as summary statistics of the population of interest.</i>			
# b2_25: 二、減少僱用(e)臨時或季節性員工人數：25.會計助理人員			
Information	[Type= discrete] [Format=numeric] [Range= 0-0] [Missing=*]		
Statistics [NW/ W]	[Valid=156 /-] [Invalid=2951 /-]		
Value	Label	Cases	Percentage
0		156	100.0%
Sysmiss		2951	
<i>Warning: these figures indicate the number of cases found in the data file. They cannot be interpreted as summary statistics of the population of interest.</i>			
# b2_26: 二、減少僱用(e)臨時或季節性員工人數：26.業務銷售、貿易助理專業人員			
Information	[Type= discrete] [Format=numeric] [Range= 0-0] [Missing=*]		
Statistics [NW/ W]	[Valid=156 /-] [Invalid=2951 /-]		
Value	Label	Cases	Percentage
0		156	100.0%
Sysmiss		2951	

# b2_26: 二、減少僱用(e)臨時或季節性員工人數：26.業務銷售、貿易助理專業人員			
<i>Warning: these figures indicate the number of cases found in the data file. They cannot be interpreted as summary statistics of the population of interest.</i>			
# b2_27: 二、減少僱用(e)臨時或季節性員工人數：27.採購員			
Information	[Type= discrete] [Format=numeric] [Range= 0-0] [Missing=*]		
Statistics [NW/ W]	[Valid=156 /-] [Invalid=2951 /-]		
Value	Label	Cases	Percentage
0		156	100.0%
Sysmiss		2951	
<i>Warning: these figures indicate the number of cases found in the data file. They cannot be interpreted as summary statistics of the population of interest.</i>			
# b2_28: 二、減少僱用(e)臨時或季節性員工人數：28.人力資源助理專業人員			
Information	[Type= discrete] [Format=numeric] [Range= 0-0] [Missing=*]		
Statistics [NW/ W]	[Valid=156 /-] [Invalid=2951 /-]		
Value	Label	Cases	Percentage
0		156	100.0%
Sysmiss		2951	
<i>Warning: these figures indicate the number of cases found in the data file. They cannot be interpreted as summary statistics of the population of interest.</i>			
# b2_29: 二、減少僱用(e)臨時或季節性員工人數：29.不動產經紀人			
Information	[Type= discrete] [Format=numeric] [Range= 0-0] [Missing=*]		
Statistics [NW/ W]	[Valid=156 /-] [Invalid=2951 /-]		
Value	Label	Cases	Percentage
0		156	100.0%
Sysmiss		2951	
<i>Warning: these figures indicate the number of cases found in the data file. They cannot be interpreted as summary statistics of the population of interest.</i>			
# b2_30: 二、減少僱用(e)臨時或季節性員工人數：30.法務助理人員			
Information	[Type= discrete] [Format=numeric] [Range= 0-0] [Missing=*]		
Statistics [NW/ W]	[Valid=156 /-] [Invalid=2951 /-]		
Value	Label	Cases	Percentage
0		156	100.0%
Sysmiss		2951	
<i>Warning: these figures indicate the number of cases found in the data file. They cannot be interpreted as summary statistics of the population of interest.</i>			
# b2_31: 二、減少僱用(e)臨時或季節性員工人數：31.資訊及通訊傳播技術員			
Information	[Type= discrete] [Format=numeric] [Range= 0-0] [Missing=*]		
Statistics [NW/ W]	[Valid=156 /-] [Invalid=2951 /-]		
Value	Label	Cases	Percentage
0		156	100.0%
Sysmiss		2951	
<i>Warning: these figures indicate the number of cases found in the data file. They cannot be interpreted as summary statistics of the population of interest.</i>			
# b2_32: 二、減少僱用(e)臨時或季節性員工人數：32.其他技術員及助理專業人員			
Information	[Type= discrete] [Format=numeric] [Range= 0-25] [Missing=*]		
Statistics [NW/ W]	[Valid=156 /-] [Invalid=2951 /-]		
Value	Label	Cases	Percentage
0		155	99.4%
25		1	0.6%

b2_32: 二、減少僱用(e)臨時或季節性員工人數：32.其他技術員及助理專業人員

Value	Label	Cases	Percentage
Sysmiss		2951	

Warning: these figures indicate the number of cases found in the data file. They cannot be interpreted as summary statistics of the population of interest.

b2_33: 二、減少僱用(e)臨時或季節性員工人數：33.一般及文書事務人員

Information	[Type= discrete] [Format=numeric] [Range= 0-12] [Missing=*]
Statistics [NW/ W]	[Valid=156 /-] [Invalid=2951 /-]

Value	Label	Cases	Percentage
0		152	97.4%
2		1	0.6%
4		1	0.6%
8		1	0.6%
12		1	0.6%
Sysmiss		2951	

Warning: these figures indicate the number of cases found in the data file. They cannot be interpreted as summary statistics of the population of interest.

# b2_34: 二、減少僱用(e)臨時或季節性員工人數：34.顧客服務事務人員			
Information	[Type= discrete] [Format=numeric] [Range= 0-10] [Missing=*]		
Statistics [NW/ W]	[Valid=156 /-] [Invalid=2951 /-]		
Value	Label	Cases	Percentage
0		155	99.4%
10		1	0.6%
Sysmiss		2951	
<i>Warning: these figures indicate the number of cases found in the data file. They cannot be interpreted as summary statistics of the population of interest.</i>			
# b2_35: 二、減少僱用(e)臨時或季節性員工人數：35.會計、生產、運輸事務人員			
Information	[Type= discrete] [Format=numeric] [Range= 0-1] [Missing=*]		
Statistics [NW/ W]	[Valid=156 /-] [Invalid=2951 /-]		
Value	Label	Cases	Percentage
0		155	99.4%
1		1	0.6%
Sysmiss		2951	
<i>Warning: these figures indicate the number of cases found in the data file. They cannot be interpreted as summary statistics of the population of interest.</i>			
# b2_36: 二、減少僱用(e)臨時或季節性員工人數：36.人事			
Information	[Type= discrete] [Format=numeric] [Range= 0-0] [Missing=*]		
Statistics [NW/ W]	[Valid=156 /-] [Invalid=2951 /-]		
Value	Label	Cases	Percentage
0		156	100.0%
Sysmiss		2951	
<i>Warning: these figures indicate the number of cases found in the data file. They cannot be interpreted as summary statistics of the population of interest.</i>			
# b2_37: 二、減少僱用(e)臨時或季節性員工人數：37.其他事務支援人員			
Information	[Type= discrete] [Format=numeric] [Range= 0-0] [Missing=*]		
Statistics [NW/ W]	[Valid=156 /-] [Invalid=2951 /-]		
Value	Label	Cases	Percentage
0		156	100.0%
Sysmiss		2951	
<i>Warning: these figures indicate the number of cases found in the data file. They cannot be interpreted as summary statistics of the population of interest.</i>			
# b2_38: 二、減少僱用(e)臨時或季節性員工人數：38.車、船、機上服務人員			
Information	[Type= discrete] [Format=numeric] [Range= 0-0] [Missing=*]		
Statistics [NW/ W]	[Valid=156 /-] [Invalid=2951 /-]		
Value	Label	Cases	Percentage
0		156	100.0%
Sysmiss		2951	
<i>Warning: these figures indicate the number of cases found in the data file. They cannot be interpreted as summary statistics of the population of interest.</i>			
# b2_39: 二、減少僱用(e)臨時或季節性員工人數：39.導遊及領隊			
Information	[Type= discrete] [Format=numeric] [Range= 0-0] [Missing=*]		
Statistics [NW/ W]	[Valid=156 /-] [Invalid=2951 /-]		
Value	Label	Cases	Percentage
0		156	100.0%
Sysmiss		2951	

b2_39: 二、減少僱用(e)臨時或季節性員工人數：39.導遊及領隊

Warning: these figures indicate the number of cases found in the data file. They cannot be interpreted as summary statistics of the population of interest.

b2_40: 二、減少僱用(e)臨時或季節性員工人數：40.廚師

Information [Type= discrete] [Format=numeric] [Range= 0-0] [Missing=*]

Statistics [NW/ W] [Valid=156 /-] [Invalid=2951 /-]

Value	Label	Cases	Percentage
0		156	100.0%
Systemmiss		2951	

Warning: these figures indicate the number of cases found in the data file. They cannot be interpreted as summary statistics of the population of interest.

b2_41: 二、減少僱用(e)臨時或季節性員工人數：41.餐飲服務員

Information [Type= discrete] [Format=numeric] [Range= 0-200] [Missing=*]

Statistics [NW/ W] [Valid=156 /-] [Invalid=2951 /-]

Value	Label	Cases	Percentage
0		145	92.9%
1		2	1.3%
2		2	1.3%
3		1	0.6%
5		2	1.3%
8		1	0.6%
10		1	0.6%
12		1	0.6%
200		1	0.6%
Systemmiss		2951	

Warning: these figures indicate the number of cases found in the data file. They cannot be interpreted as summary statistics of the population of interest.

b2_42: 二、減少僱用(e)臨時或季節性員工人數：42.商店銷售有關人員及展售說明人員

Information [Type= discrete] [Format=numeric] [Range= 0-100] [Missing=*]

Statistics [NW/ W] [Valid=156 /-] [Invalid=2951 /-]

Value	Label	Cases	Percentage
0		151	96.8%
2		1	0.6%
3		1	0.6%
6		1	0.6%
20		1	0.6%
100		1	0.6%
Systemmiss		2951	

Warning: these figures indicate the number of cases found in the data file. They cannot be interpreted as summary statistics of the population of interest.

b2_43: 二、減少僱用(e)臨時或季節性員工人數：43.電話及網路行銷人員

Information [Type= discrete] [Format=numeric] [Range= 0-0] [Missing=*]

Statistics [NW/ W] [Valid=156 /-] [Invalid=2951 /-]

Value	Label	Cases	Percentage
0		156	100.0%
Systemmiss		2951	

Warning: these figures indicate the number of cases found in the data file. They cannot be interpreted as summary statistics of the population of interest.

# b2_44: 二、減少僱用(e)臨時或季節性員工人數：44.健康照顧人員、陪病人員			
Information	[Type= discrete] [Format=numeric] [Range= 0-0] [Missing=*]		
Statistics [NW/ W]	[Valid=156 /-] [Invalid=2951 /-]		
Value	Label	Cases	Percentage
0		156	100.0%
Sysmiss		2951	
<i>Warning: these figures indicate the number of cases found in the data file. They cannot be interpreted as summary statistics of the population of interest.</i>			
# b2_45: 二、減少僱用(e)臨時或季節性員工人數：45.保全(含建築物管理員)			
Information	[Type= discrete] [Format=numeric] [Range= 0-0] [Missing=*]		
Statistics [NW/ W]	[Valid=156 /-] [Invalid=2951 /-]		
Value	Label	Cases	Percentage
0		156	100.0%
Sysmiss		2951	
<i>Warning: these figures indicate the number of cases found in the data file. They cannot be interpreted as summary statistics of the population of interest.</i>			
# b2_46: 二、減少僱用(e)臨時或季節性員工人數：46.其他服務及銷售工作人員			
Information	[Type= discrete] [Format=numeric] [Range= 0-0] [Missing=*]		
Statistics [NW/ W]	[Valid=156 /-] [Invalid=2951 /-]		
Value	Label	Cases	Percentage
0		156	100.0%
Sysmiss		2951	
<i>Warning: these figures indicate the number of cases found in the data file. They cannot be interpreted as summary statistics of the population of interest.</i>			
# b2_47: 二、減少僱用(e)臨時或季節性員工人數：47.營建及有關工作人員			
Information	[Type= discrete] [Format=numeric] [Range= 0-0] [Missing=*]		
Statistics [NW/ W]	[Valid=156 /-] [Invalid=2951 /-]		
Value	Label	Cases	Percentage
0		156	100.0%
Sysmiss		2951	
<i>Warning: these figures indicate the number of cases found in the data file. They cannot be interpreted as summary statistics of the population of interest.</i>			
# b2_48: 二、減少僱用(e)臨時或季節性員工人數：48.品質檢查人員			
Information	[Type= discrete] [Format=numeric] [Range= 0-5] [Missing=*]		
Statistics [NW/ W]	[Valid=156 /-] [Invalid=2951 /-]		
Value	Label	Cases	Percentage
0		155	99.4%
5		1	0.6%
Sysmiss		2951	
<i>Warning: these figures indicate the number of cases found in the data file. They cannot be interpreted as summary statistics of the population of interest.</i>			
# b2_49: 二、減少僱用(e)臨時或季節性員工人數：49.維修技術類工作人員			
Information	[Type= discrete] [Format=numeric] [Range= 0-0] [Missing=*]		
Statistics [NW/ W]	[Valid=156 /-] [Invalid=2951 /-]		
Value	Label	Cases	Percentage
0		156	100.0%
Sysmiss		2951	
<i>Warning: these figures indicate the number of cases found in the data file. They cannot be interpreted as summary statistics of the population of interest.</i>			

# b2_50: 二、減少僱用(e)臨時或季節性員工人數：50.操作技術類工作人員			
Information		[Type= discrete] [Format=numeric] [Range= 0-6] [Missing=*]	
Statistics [NW/ W]		[Valid=156 /-] [Invalid=2951 /-]	
Value	Label	Cases	Percentage
0		146	93.6%
1		1	0.6%
2		4	2.6%
3		2	1.3%
5		2	1.3%
6		1	0.6%
Sysmiss		2951	
<i>Warning: these figures indicate the number of cases found in the data file. They cannot be interpreted as summary statistics of the population of interest.</i>			
# b2_51: 二、減少僱用(e)臨時或季節性員工人數：51.組裝人員			
Information		[Type= discrete] [Format=numeric] [Range= 0-10] [Missing=*]	
Statistics [NW/ W]		[Valid=156 /-] [Invalid=2951 /-]	
Value	Label	Cases	Percentage
0		153	98.1%
2		1	0.6%
8		1	0.6%
10		1	0.6%
Sysmiss		2951	
<i>Warning: these figures indicate the number of cases found in the data file. They cannot be interpreted as summary statistics of the population of interest.</i>			
# b2_52: 二、減少僱用(e)臨時或季節性員工人數：52.駕駛及移運設備操作人員			
Information		[Type= discrete] [Format=numeric] [Range= 0-0] [Missing=*]	
Statistics [NW/ W]		[Valid=156 /-] [Invalid=2951 /-]	
Value	Label	Cases	Percentage
0		156	100.0%
Sysmiss		2951	
<i>Warning: these figures indicate the number of cases found in the data file. They cannot be interpreted as summary statistics of the population of interest.</i>			
# b2_53: 二、減少僱用(e)臨時或季節性員工人數：53.其他技藝、機械設備操作及組裝人員			
Information		[Type= discrete] [Format=numeric] [Range= 0-5] [Missing=*]	
Statistics [NW/ W]		[Valid=156 /-] [Invalid=2951 /-]	
Value	Label	Cases	Percentage
0		155	99.4%
5		1	0.6%
Sysmiss		2951	
<i>Warning: these figures indicate the number of cases found in the data file. They cannot be interpreted as summary statistics of the population of interest.</i>			
# b2_54: 二、減少僱用(e)臨時或季節性員工人數：54.清潔工			
Information		[Type= discrete] [Format=numeric] [Range= 0-13] [Missing=*]	
Statistics [NW/ W]		[Valid=156 /-] [Invalid=2951 /-]	
Value	Label	Cases	Percentage
0		151	96.8%
2		1	0.6%
5		2	1.3%

b2_54: 二、減少僱用(e)臨時或季節性員工人數：54.清潔工

Value	Label	Cases	Percentage
10		1	0.6%
13		1	0.6%
Sysmiss		2951	

Warning: these figures indicate the number of cases found in the data file. They cannot be interpreted as summary statistics of the population of interest.

b2_55: 二、減少僱用(e)臨時或季節性員工人數：55.勞力工

Information	[Type= discrete] [Format=numeric] [Range= 0-25] [Missing=*]
Statistics [NW/ W]	[Valid=156 /-] [Invalid=2951 /-]

Value	Label	Cases	Percentage
0		139	89.1%
1		2	1.3%
2		3	1.9%
3		1	0.6%
4		2	1.3%
5		3	1.9%
8		1	0.6%
10		2	1.3%
20		2	1.3%
25		1	0.6%
Sysmiss		2951	

Warning: these figures indicate the number of cases found in the data file. They cannot be interpreted as summary statistics of the population of interest.

b2_56: 二、減少僱用(e)臨時或季節性員工人數：56.其他基層技術工及勞力工

Information	[Type= discrete] [Format=numeric] [Range= 0-3] [Missing=*]
Statistics [NW/ W]	[Valid=156 /-] [Invalid=2951 /-]

Value	Label	Cases	Percentage
0		153	98.1%
1		2	1.3%
3		1	0.6%
Sysmiss		2951	

Warning: these figures indicate the number of cases found in the data file. They cannot be interpreted as summary statistics of the population of interest.

b3_0: 二、減少僱用(e1)部分工時員工人數：主管及經理人員

Information	[Type= discrete] [Format=numeric] [Range= 0-0] [Missing=*]
Statistics [NW/ W]	[Valid=156 /-] [Invalid=2951 /-]

Value	Label	Cases	Percentage
0		156	100.0%
Sysmiss		2951	

Warning: these figures indicate the number of cases found in the data file. They cannot be interpreted as summary statistics of the population of interest.

b3_1: 二、減少僱用(e1)部分工時員工人數：01.生產管理、品質管制工程師

Information	[Type= discrete] [Format=numeric] [Range= 0-0] [Missing=*]
Statistics [NW/ W]	[Valid=156 /-] [Invalid=2951 /-]

Value	Label	Cases	Percentage
0		156	100.0%
Sysmiss		2951	

# b3_1: 二、減少僱用(e1)部分工時員工人數：01.生產管理、品質管制工程師			
<i>Warning: these figures indicate the number of cases found in the data file. They cannot be interpreted as summary statistics of the population of interest.</i>			
# b3_2: 二、減少僱用(e1)部分工時員工人數：02.製程工程師			
Information		[Type= discrete] [Format=numeric] [Range= 0-0] [Missing=*]	
Statistics [NW/ W]		[Valid=156 /-] [Invalid=2951 /-]	
Value	Label	Cases	Percentage
0		156	100.0%
Sysmiss		2951	
<i>Warning: these figures indicate the number of cases found in the data file. They cannot be interpreted as summary statistics of the population of interest.</i>			
# b3_3: 二、減少僱用(e1)部分工時員工人數：03.環衛工程師			
Information		[Type= discrete] [Format=numeric] [Range= 0-0] [Missing=*]	
Statistics [NW/ W]		[Valid=156 /-] [Invalid=2951 /-]	
Value	Label	Cases	Percentage
0		156	100.0%
Sysmiss		2951	
<i>Warning: these figures indicate the number of cases found in the data file. They cannot be interpreted as summary statistics of the population of interest.</i>			
# b3_4: 二、減少僱用(e1)部分工時員工人數：04.機械、化工、紡織、食品等工程師及研發人員			
Information		[Type= discrete] [Format=numeric] [Range= 0-0] [Missing=*]	
Statistics [NW/ W]		[Valid=156 /-] [Invalid=2951 /-]	
Value	Label	Cases	Percentage
0		156	100.0%
Sysmiss		2951	
<i>Warning: these figures indicate the number of cases found in the data file. They cannot be interpreted as summary statistics of the population of interest.</i>			
# b3_5: 二、減少僱用(e1)部分工時員工人數：05.電科技工程師			
Information		[Type= discrete] [Format=numeric] [Range= 0-0] [Missing=*]	
Statistics [NW/ W]		[Valid=156 /-] [Invalid=2951 /-]	
Value	Label	Cases	Percentage
0		156	100.0%
Sysmiss		2951	
<i>Warning: these figures indicate the number of cases found in the data file. They cannot be interpreted as summary statistics of the population of interest.</i>			
# b3_6: 二、減少僱用(e1)部分工時員工人數：06.營建、製圖、測量等專業人員			
Information		[Type= discrete] [Format=numeric] [Range= 0-0] [Missing=*]	
Statistics [NW/ W]		[Valid=156 /-] [Invalid=2951 /-]	
Value	Label	Cases	Percentage
0		156	100.0%
Sysmiss		2951	
<i>Warning: these figures indicate the number of cases found in the data file. They cannot be interpreted as summary statistics of the population of interest.</i>			
# b3_7: 二、減少僱用(e1)部分工時員工人數：07.設計專業人員			
Information		[Type= discrete] [Format=numeric] [Range= 0-0] [Missing=*]	
Statistics [NW/ W]		[Valid=156 /-] [Invalid=2951 /-]	
Value	Label	Cases	Percentage
0		156	100.0%
Sysmiss		2951	

# b3_7: 二、減少僱用(e1)部分工時員工人數：07.設計專業人員			
<i>Warning: these figures indicate the number of cases found in the data file. They cannot be interpreted as summary statistics of the population of interest.</i>			
# b3_8: 二、減少僱用(e1)部分工時員工人數：08.醫療保健專業人員			
Information		[Type= discrete] [Format=numeric] [Range= 0-0] [Missing=*]	
Statistics [NW/ W]		[Valid=156 /-] [Invalid=2951 /-]	
Value	Label	Cases	Percentage
0		156	100.0%
Sysmiss		2951	
<i>Warning: these figures indicate the number of cases found in the data file. They cannot be interpreted as summary statistics of the population of interest.</i>			
# b3_9: 二、減少僱用(e1)部分工時員工人數：09.會計專業人員			
Information		[Type= discrete] [Format=numeric] [Range= 0-0] [Missing=*]	
Statistics [NW/ W]		[Valid=156 /-] [Invalid=2951 /-]	
Value	Label	Cases	Percentage
0		156	100.0%
Sysmiss		2951	
<i>Warning: these figures indicate the number of cases found in the data file. They cannot be interpreted as summary statistics of the population of interest.</i>			
# b3_10: 二、減少僱用(e1)部分工時員工人數：10.財務、保險、金融、投資等專業人員			
Information		[Type= discrete] [Format=numeric] [Range= 0-0] [Missing=*]	
Statistics [NW/ W]		[Valid=156 /-] [Invalid=2951 /-]	
Value	Label	Cases	Percentage
0		156	100.0%
Sysmiss		2951	
<i>Warning: these figures indicate the number of cases found in the data file. They cannot be interpreted as summary statistics of the population of interest.</i>			
# b3_11: 二、減少僱用(e1)部分工時員工人數：11.人力資源專業人員			
Information		[Type= discrete] [Format=numeric] [Range= 0-0] [Missing=*]	
Statistics [NW/ W]		[Valid=156 /-] [Invalid=2951 /-]	
Value	Label	Cases	Percentage
0		156	100.0%
Sysmiss		2951	
<i>Warning: these figures indicate the number of cases found in the data file. They cannot be interpreted as summary statistics of the population of interest.</i>			
# b3_12: 二、減少僱用(e1)部分工時員工人數：12.企劃、行銷、公關等專業人員			
Information		[Type= discrete] [Format=numeric] [Range= 0-0] [Missing=*]	
Statistics [NW/ W]		[Valid=156 /-] [Invalid=2951 /-]	
Value	Label	Cases	Percentage
0		156	100.0%
Sysmiss		2951	
<i>Warning: these figures indicate the number of cases found in the data file. They cannot be interpreted as summary statistics of the population of interest.</i>			
# b3_13: 二、減少僱用(e1)部分工時員工人數：13.軟體、程式、網路、系統、資料庫等資訊專業人員			
Information		[Type= discrete] [Format=numeric] [Range= 0-0] [Missing=*]	
Statistics [NW/ W]		[Valid=156 /-] [Invalid=2951 /-]	
Value	Label	Cases	Percentage
0		156	100.0%
Sysmiss		2951	

# b3_13 : 二、減少僱用(e1)部分工時員工人數： 13 .軟體、程式、網路、系統、資料庫等資訊專業人員			
<i>Warning: these figures indicate the number of cases found in the data file. They cannot be interpreted as summary statistics of the population of interest.</i>			
# b3_14 : 二、減少僱用(e1)部分工時員工人數： 14 .法務專業人員			
Information		[Type= discrete] [Format=numeric] [Range= 0-0] [Missing=*]	
Statistics [NW/ W]		[Valid=156 /-] [Invalid=2951 /-]	
Value	Label	Cases	Percentage
0		156	100.0%
Sysmiss		2951	
<i>Warning: these figures indicate the number of cases found in the data file. They cannot be interpreted as summary statistics of the population of interest.</i>			
# b3_15 : 二、減少僱用(e1)部分工時員工人數： 15 .其他專業人員			
Information		[Type= discrete] [Format=numeric] [Range= 0-0] [Missing=*]	
Statistics [NW/ W]		[Valid=156 /-] [Invalid=2951 /-]	
Value	Label	Cases	Percentage
0		156	100.0%
Sysmiss		2951	
<i>Warning: these figures indicate the number of cases found in the data file. They cannot be interpreted as summary statistics of the population of interest.</i>			
# b3_16 : 二、減少僱用(e1)部分工時員工人數： 16 .營建工程、製圖技術員			
Information		[Type= discrete] [Format=numeric] [Range= 0-0] [Missing=*]	
Statistics [NW/ W]		[Valid=156 /-] [Invalid=2951 /-]	
Value	Label	Cases	Percentage
0		156	100.0%
Sysmiss		2951	
<i>Warning: these figures indicate the number of cases found in the data file. They cannot be interpreted as summary statistics of the population of interest.</i>			
# b3_17 : 二、減少僱用(e1)部分工時員工人數： 17 .電機、電子工程技術員			
Information		[Type= discrete] [Format=numeric] [Range= 0-0] [Missing=*]	
Statistics [NW/ W]		[Valid=156 /-] [Invalid=2951 /-]	
Value	Label	Cases	Percentage
0		156	100.0%
Sysmiss		2951	
<i>Warning: these figures indicate the number of cases found in the data file. They cannot be interpreted as summary statistics of the population of interest.</i>			
# b3_18 : 二、減少僱用(e1)部分工時員工人數： 18 .機械、化工、紡織、食品等技術員			
Information		[Type= discrete] [Format=numeric] [Range= 0-0] [Missing=*]	
Statistics [NW/ W]		[Valid=156 /-] [Invalid=2951 /-]	
Value	Label	Cases	Percentage
0		156	100.0%
Sysmiss		2951	
<i>Warning: these figures indicate the number of cases found in the data file. They cannot be interpreted as summary statistics of the population of interest.</i>			
# b3_19 : 二、減少僱用(e1)部分工時員工人數： 19 .生產管理技術員、品質管制技術員			
Information		[Type= discrete] [Format=numeric] [Range= 0-0] [Missing=*]	
Statistics [NW/ W]		[Valid=156 /-] [Invalid=2951 /-]	
Value	Label	Cases	Percentage
0		156	100.0%
Sysmiss		2951	

# b3_19: 二、減少僱用(e1)部分工時員工人數：19.生產管理技術員、品質管制技術員			
<i>Warning: these figures indicate the number of cases found in the data file. They cannot be interpreted as summary statistics of the population of interest.</i>			
# b3_20: 二、減少僱用(e1)部分工時員工人數：20.製程控制技術員			
Information	[Type= discrete] [Format=numeric] [Range= 0-0] [Missing=*]		
Statistics [NW/ W]	[Valid=156 /-] [Invalid=2951 /-]		
Value	Label	Cases	Percentage
0		156	100.0%
Sysmiss		2951	
<i>Warning: these figures indicate the number of cases found in the data file. They cannot be interpreted as summary statistics of the population of interest.</i>			
# b3_21: 二、減少僱用(e1)部分工時員工人數：21.製造、營造監督人員			
Information	[Type= discrete] [Format=numeric] [Range= 0-0] [Missing=*]		
Statistics [NW/ W]	[Valid=156 /-] [Invalid=2951 /-]		
Value	Label	Cases	Percentage
0		156	100.0%
Sysmiss		2951	
<i>Warning: these figures indicate the number of cases found in the data file. They cannot be interpreted as summary statistics of the population of interest.</i>			
# b3_22: 二、減少僱用(e1)部分工時員工人數：22.醫療保健助理專業人員			
Information	[Type= discrete] [Format=numeric] [Range= 0-0] [Missing=*]		
Statistics [NW/ W]	[Valid=156 /-] [Invalid=2951 /-]		
Value	Label	Cases	Percentage
0		156	100.0%
Sysmiss		2951	
<i>Warning: these figures indicate the number of cases found in the data file. They cannot be interpreted as summary statistics of the population of interest.</i>			
# b3_23: 二、減少僱用(e1)部分工時員工人數：23.環衛類技術員(含勞工安全類技術人員)			
Information	[Type= discrete] [Format=numeric] [Range= 0-0] [Missing=*]		
Statistics [NW/ W]	[Valid=156 /-] [Invalid=2951 /-]		
Value	Label	Cases	Percentage
0		156	100.0%
Sysmiss		2951	
<i>Warning: these figures indicate the number of cases found in the data file. They cannot be interpreted as summary statistics of the population of interest.</i>			
# b3_24: 二、減少僱用(e1)部分工時員工人數：24.財務、金融等助理人員			
Information	[Type= discrete] [Format=numeric] [Range= 0-0] [Missing=*]		
Statistics [NW/ W]	[Valid=156 /-] [Invalid=2951 /-]		
Value	Label	Cases	Percentage
0		156	100.0%
Sysmiss		2951	
<i>Warning: these figures indicate the number of cases found in the data file. They cannot be interpreted as summary statistics of the population of interest.</i>			
# b3_25: 二、減少僱用(e1)部分工時員工人數：25.會計助理人員			
Information	[Type= discrete] [Format=numeric] [Range= 0-0] [Missing=*]		
Statistics [NW/ W]	[Valid=156 /-] [Invalid=2951 /-]		
Value	Label	Cases	Percentage
0		156	100.0%
Sysmiss		2951	

b3_25: 二、減少僱用(e1)部分工時員工人數：25.會計助理人員

Warning: these figures indicate the number of cases found in the data file. They cannot be interpreted as summary statistics of the population of interest.

b3_26: 二、減少僱用(e1)部分工時員工人數：26.業務銷售、貿易助理專業人員

Information [Type= discrete] [Format=numeric] [Range= 0-0] [Missing=*]

Statistics [NW/ W] [Valid=156 /-] [Invalid=2951 /-]

Value	Label	Cases	Percentage
0		156	100.0%
Sysmiss		2951	

Warning: these figures indicate the number of cases found in the data file. They cannot be interpreted as summary statistics of the population of interest.

# b3_27: 二、減少僱用(e1)部分工時員工人數：27.採購員			
Information		[Type= discrete] [Format=numeric] [Range= 0-0] [Missing=*]	
Statistics [NW/ W]		[Valid=156 /-] [Invalid=2951 /-]	
Value	Label	Cases	Percentage
0		156	100.0%
Sysmiss		2951	
<i>Warning: these figures indicate the number of cases found in the data file. They cannot be interpreted as summary statistics of the population of interest.</i>			
# b3_28: 二、減少僱用(e1)部分工時員工人數：28.人力資源助理專業人員			
Information		[Type= discrete] [Format=numeric] [Range= 0-0] [Missing=*]	
Statistics [NW/ W]		[Valid=156 /-] [Invalid=2951 /-]	
Value	Label	Cases	Percentage
0		156	100.0%
Sysmiss		2951	
<i>Warning: these figures indicate the number of cases found in the data file. They cannot be interpreted as summary statistics of the population of interest.</i>			
# b3_29: 二、減少僱用(e1)部分工時員工人數：29.不動產經紀人			
Information		[Type= discrete] [Format=numeric] [Range= 0-0] [Missing=*]	
Statistics [NW/ W]		[Valid=156 /-] [Invalid=2951 /-]	
Value	Label	Cases	Percentage
0		156	100.0%
Sysmiss		2951	
<i>Warning: these figures indicate the number of cases found in the data file. They cannot be interpreted as summary statistics of the population of interest.</i>			
# b3_30: 二、減少僱用(e1)部分工時員工人數：30.法務助理人員			
Information		[Type= discrete] [Format=numeric] [Range= 0-0] [Missing=*]	
Statistics [NW/ W]		[Valid=156 /-] [Invalid=2951 /-]	
Value	Label	Cases	Percentage
0		156	100.0%
Sysmiss		2951	
<i>Warning: these figures indicate the number of cases found in the data file. They cannot be interpreted as summary statistics of the population of interest.</i>			
# b3_31: 二、減少僱用(e1)部分工時員工人數：31.資訊及通訊傳播技術員			
Information		[Type= discrete] [Format=numeric] [Range= 0-0] [Missing=*]	
Statistics [NW/ W]		[Valid=156 /-] [Invalid=2951 /-]	
Value	Label	Cases	Percentage
0		156	100.0%
Sysmiss		2951	
<i>Warning: these figures indicate the number of cases found in the data file. They cannot be interpreted as summary statistics of the population of interest.</i>			
# b3_32: 二、減少僱用(e1)部分工時員工人數：32.其他技術員及助理專業人員			
Information		[Type= discrete] [Format=numeric] [Range= 0-25] [Missing=*]	
Statistics [NW/ W]		[Valid=156 /-] [Invalid=2951 /-]	
Value	Label	Cases	Percentage
0		155	99.4%
25		1	0.6%
Sysmiss		2951	
<i>Warning: these figures indicate the number of cases found in the data file. They cannot be interpreted as summary statistics of the population of interest.</i>			


# b3_33: 二、減少僱用(e1)部分工時員工人數：33.一般及文書事務人員			
Information		[Type= discrete] [Format=numeric] [Range= 0-4] [Missing=*]	
Statistics [NW/ W]		[Valid=156 /-] [Invalid=2951 /-]	
Value	Label	Cases	Percentage
0		154	98.7%
2		1	0.6%
4		1	0.6%
Sysmiss		2951	
<i>Warning: these figures indicate the number of cases found in the data file. They cannot be interpreted as summary statistics of the population of interest.</i>			
# b3_34: 二、減少僱用(e1)部分工時員工人數：34.顧客服務事務人員			
Information		[Type= discrete] [Format=numeric] [Range= 0-0] [Missing=*]	
Statistics [NW/ W]		[Valid=156 /-] [Invalid=2951 /-]	
Value	Label	Cases	Percentage
0		156	100.0%
Sysmiss		2951	
<i>Warning: these figures indicate the number of cases found in the data file. They cannot be interpreted as summary statistics of the population of interest.</i>			
# b3_35: 二、減少僱用(e1)部分工時員工人數：35.會計、生產、運輸事務人員			
Information		[Type= discrete] [Format=numeric] [Range= 0-1] [Missing=*]	
Statistics [NW/ W]		[Valid=156 /-] [Invalid=2951 /-]	
Value	Label	Cases	Percentage
0		155	99.4%
1		1	0.6%
Sysmiss		2951	
<i>Warning: these figures indicate the number of cases found in the data file. They cannot be interpreted as summary statistics of the population of interest.</i>			
# b3_36: 二、減少僱用(e1)部分工時員工人數：36.人事			
Information		[Type= discrete] [Format=numeric] [Range= 0-0] [Missing=*]	
Statistics [NW/ W]		[Valid=156 /-] [Invalid=2951 /-]	
Value	Label	Cases	Percentage
0		156	100.0%
Sysmiss		2951	
<i>Warning: these figures indicate the number of cases found in the data file. They cannot be interpreted as summary statistics of the population of interest.</i>			
# b3_37: 二、減少僱用(e1)部分工時員工人數：37.其他事務支援人員			
Information		[Type= discrete] [Format=numeric] [Range= 0-0] [Missing=*]	
Statistics [NW/ W]		[Valid=156 /-] [Invalid=2951 /-]	
Value	Label	Cases	Percentage
0		156	100.0%
Sysmiss		2951	
<i>Warning: these figures indicate the number of cases found in the data file. They cannot be interpreted as summary statistics of the population of interest.</i>			
# b3_38: 二、減少僱用(e1)部分工時員工人數：38.車、船、機上服務人員			
Information		[Type= discrete] [Format=numeric] [Range= 0-0] [Missing=*]	
Statistics [NW/ W]		[Valid=156 /-] [Invalid=2951 /-]	
Value	Label	Cases	Percentage
0		156	100.0%







# b3_38: 二、減少僱用(e1)部分工時員工人數：38.車、船、機上服務人員			
Value	Label	Cases	Percentage
Sysmiss		2951	
<i>Warning: these figures indicate the number of cases found in the data file. They cannot be interpreted as summary statistics of the population of interest.</i>			
# b3_39: 二、減少僱用(e1)部分工時員工人數：39.導遊及領隊			
Information		[Type= discrete] [Format=numeric] [Range= 0-0] [Missing=*]	
Statistics [NW/ W]		[Valid=156 /-] [Invalid=2951 /-]	
Value	Label	Cases	Percentage
0		156	100.0%
Sysmiss		2951	
<i>Warning: these figures indicate the number of cases found in the data file. They cannot be interpreted as summary statistics of the population of interest.</i>			
# b3_40: 二、減少僱用(e1)部分工時員工人數：40.廚師			
Information		[Type= discrete] [Format=numeric] [Range= 0-0] [Missing=*]	
Statistics [NW/ W]		[Valid=156 /-] [Invalid=2951 /-]	
Value	Label	Cases	Percentage
0		156	100.0%
Sysmiss		2951	
<i>Warning: these figures indicate the number of cases found in the data file. They cannot be interpreted as summary statistics of the population of interest.</i>			
# b3_41: 二、減少僱用(e1)部分工時員工人數：41.餐飲服務員			
Information		[Type= discrete] [Format=numeric] [Range= 0-200] [Missing=*]	
Statistics [NW/ W]		[Valid=156 /-] [Invalid=2951 /-]	
Value	Label	Cases	Percentage
0		149	95.5%
1		1	0.6%
2		2	1.3%
5		2	1.3%
12		1	0.6%
200		1	0.6%
Sysmiss		2951	
<i>Warning: these figures indicate the number of cases found in the data file. They cannot be interpreted as summary statistics of the population of interest.</i>			
# b3_42: 二、減少僱用(e1)部分工時員工人數：42.商店銷售有關人員及展售說明人員			
Information		[Type= discrete] [Format=numeric] [Range= 0-100] [Missing=*]	
Statistics [NW/ W]		[Valid=156 /-] [Invalid=2951 /-]	
Value	Label	Cases	Percentage
0		151	96.8%
2		1	0.6%
3		1	0.6%
6		1	0.6%
20		1	0.6%
100		1	0.6%
Sysmiss		2951	
<i>Warning: these figures indicate the number of cases found in the data file. They cannot be interpreted as summary statistics of the population of interest.</i>			
# b3_43: 二、減少僱用(e1)部分工時員工人數：43.電話及網路行銷人員			
Information		[Type= discrete] [Format=numeric] [Range= 0-0] [Missing=*]	

# b3_43: 二、減少僱用(e1)部分工時員工人數：43.電話及網路行銷人員			
Statistics [NW/ W]		[Valid=156 /-] [Invalid=2951 /-]	
Value	Label	Cases	Percentage
0		156	100.0%
Systemmiss		2951	
<i>Warning: these figures indicate the number of cases found in the data file. They cannot be interpreted as summary statistics of the population of interest.</i>			
# b3_44: 二、減少僱用(e1)部分工時員工人數：44.健康照顧人員、陪病人員			
Information		[Type= discrete] [Format=numeric] [Range= 0-0] [Missing=*]	
Statistics [NW/ W]		[Valid=156 /-] [Invalid=2951 /-]	
Value	Label	Cases	Percentage
0		156	100.0%
Systemmiss		2951	
<i>Warning: these figures indicate the number of cases found in the data file. They cannot be interpreted as summary statistics of the population of interest.</i>			
# b3_45: 二、減少僱用(e1)部分工時員工人數：45.保全(含建築物管理員)			
Information		[Type= discrete] [Format=numeric] [Range= 0-0] [Missing=*]	
Statistics [NW/ W]		[Valid=156 /-] [Invalid=2951 /-]	
Value	Label	Cases	Percentage
0		156	100.0%
Systemmiss		2951	
<i>Warning: these figures indicate the number of cases found in the data file. They cannot be interpreted as summary statistics of the population of interest.</i>			
# b3_46: 二、減少僱用(e1)部分工時員工人數：46.其他服務及銷售工作人員			
Information		[Type= discrete] [Format=numeric] [Range= 0-0] [Missing=*]	
Statistics [NW/ W]		[Valid=156 /-] [Invalid=2951 /-]	
Value	Label	Cases	Percentage
0		156	100.0%
Systemmiss		2951	
<i>Warning: these figures indicate the number of cases found in the data file. They cannot be interpreted as summary statistics of the population of interest.</i>			
# b3_47: 二、減少僱用(e1)部分工時員工人數：47.營建及有關工作人員			
Information		[Type= discrete] [Format=numeric] [Range= 0-0] [Missing=*]	
Statistics [NW/ W]		[Valid=156 /-] [Invalid=2951 /-]	
Value	Label	Cases	Percentage
0		156	100.0%
Systemmiss		2951	
<i>Warning: these figures indicate the number of cases found in the data file. They cannot be interpreted as summary statistics of the population of interest.</i>			
# b3_48: 二、減少僱用(e1)部分工時員工人數：48.品質檢查人員			
Information		[Type= discrete] [Format=numeric] [Range= 0-5] [Missing=*]	
Statistics [NW/ W]		[Valid=156 /-] [Invalid=2951 /-]	
Value	Label	Cases	Percentage
0		155	99.4%
5		1	0.6%
Systemmiss		2951	
<i>Warning: these figures indicate the number of cases found in the data file. They cannot be interpreted as summary statistics of the population of interest.</i>			

# b3_49: 二、減少僱用(e1)部分工時員工人數：49.維修技術類工作人員			
Information	[Type= discrete] [Format=numeric] [Range= 0-0] [Missing=*]		
Statistics [NW/ W]	[Valid=156 /-] [Invalid=2951 /-]		
Value	Label	Cases	Percentage
0		156	100.0%
Sysmiss		2951	
<i>Warning: these figures indicate the number of cases found in the data file. They cannot be interpreted as summary statistics of the population of interest.</i>			
# b3_50: 二、減少僱用(e1)部分工時員工人數：50.操作技術類工作人員			
Information	[Type= discrete] [Format=numeric] [Range= 0-3] [Missing=*]		
Statistics [NW/ W]	[Valid=156 /-] [Invalid=2951 /-]		
Value	Label	Cases	Percentage
0		152	97.4%
1		1	0.6%
2		1	0.6%
3		2	1.3%
Sysmiss		2951	
<i>Warning: these figures indicate the number of cases found in the data file. They cannot be interpreted as summary statistics of the population of interest.</i>			
# b3_51: 二、減少僱用(e1)部分工時員工人數：51.組裝人員			
Information	[Type= discrete] [Format=numeric] [Range= 0-8] [Missing=*]		
Statistics [NW/ W]	[Valid=156 /-] [Invalid=2951 /-]		
Value	Label	Cases	Percentage
0		154	98.7%
2		1	0.6%
8		1	0.6%
Sysmiss		2951	
<i>Warning: these figures indicate the number of cases found in the data file. They cannot be interpreted as summary statistics of the population of interest.</i>			
# b3_52: 二、減少僱用(e1)部分工時員工人數：52.駕駛及移運設備操作人員			
Information	[Type= discrete] [Format=numeric] [Range= 0-0] [Missing=*]		
Statistics [NW/ W]	[Valid=156 /-] [Invalid=2951 /-]		
Value	Label	Cases	Percentage
0		156	100.0%
Sysmiss		2951	
<i>Warning: these figures indicate the number of cases found in the data file. They cannot be interpreted as summary statistics of the population of interest.</i>			
# b3_53: 二、減少僱用(e1)部分工時員工人數：53.其他技藝、機械設備操作及組裝人員			
Information	[Type= discrete] [Format=numeric] [Range= 0-5] [Missing=*]		
Statistics [NW/ W]	[Valid=156 /-] [Invalid=2951 /-]		
Value	Label	Cases	Percentage
0		155	99.4%
5		1	0.6%
Sysmiss		2951	
<i>Warning: these figures indicate the number of cases found in the data file. They cannot be interpreted as summary statistics of the population of interest.</i>			
# b3_54: 二、減少僱用(e1)部分工時員工人數：54.清潔工			
Information	[Type= discrete] [Format=numeric] [Range= 0-5] [Missing=*]		

# b3_54: 二、減少僱用(e1)部分工時員工人數：54.清潔工			
Statistics [NW/ W]		[Valid=156 /-] [Invalid=2951 /-]	
Value	Label	Cases	Percentage
0		154	98.7%
5		2	1.3%
Systemmiss		2951	
<i>Warning: these figures indicate the number of cases found in the data file. They cannot be interpreted as summary statistics of the population of interest.</i>			
# b3_55: 二、減少僱用(e1)部分工時員工人數：55.勞力工			
Information		[Type= discrete] [Format=numeric] [Range= 0-20] [Missing=*]	
Statistics [NW/ W]		[Valid=156 /-] [Invalid=2951 /-]	
Value	Label	Cases	Percentage
0		147	94.2%
1		1	0.6%
2		2	1.3%
5		2	1.3%
10		2	1.3%
20		2	1.3%
Systemmiss		2951	
<i>Warning: these figures indicate the number of cases found in the data file. They cannot be interpreted as summary statistics of the population of interest.</i>			
# b3_56: 二、減少僱用(e1)部分工時員工人數：56.其他基層技術工及勞力工			
Information		[Type= discrete] [Format=numeric] [Range= 0-3] [Missing=*]	
Statistics [NW/ W]		[Valid=156 /-] [Invalid=2951 /-]	
Value	Label	Cases	Percentage
0		153	98.1%
1		2	1.3%
3		1	0.6%
Systemmiss		2951	
<i>Warning: these figures indicate the number of cases found in the data file. They cannot be interpreted as summary statistics of the population of interest.</i>			
# b4_0: 二、減少運用(f)他公司派遣人力人數：主管及經理人員			
Information		[Type= discrete] [Format=numeric] [Range= 0-0] [Missing=*]	
Statistics [NW/ W]		[Valid=156 /-] [Invalid=2951 /-]	
Value	Label	Cases	Percentage
0		156	100.0%
Systemmiss		2951	
<i>Warning: these figures indicate the number of cases found in the data file. They cannot be interpreted as summary statistics of the population of interest.</i>			
# b4_1: 二、減少運用(f)他公司派遣人力人數：01.生產管理、品質管制工程師			
Information		[Type= discrete] [Format=numeric] [Range= 0-0] [Missing=*]	
Statistics [NW/ W]		[Valid=156 /-] [Invalid=2951 /-]	
Value	Label	Cases	Percentage
0		156	100.0%
Systemmiss		2951	
<i>Warning: these figures indicate the number of cases found in the data file. They cannot be interpreted as summary statistics of the population of interest.</i>			
# b4_2: 二、減少運用(f)他公司派遣人力人數：02.製程工程師			
Information		[Type= discrete] [Format=numeric] [Range= 0-0] [Missing=*]	

# b4_2: 二、減少運用(Ⓣ)他公司派遣人力人數：02.製程工程師			
Statistics [NW/ W]		[Valid=156 /-] [Invalid=2951 /-]	
Value	Label	Cases	Percentage
0		156	 100.0%
Sysmiss		2951	
<i>Warning: these figures indicate the number of cases found in the data file. They cannot be interpreted as summary statistics of the population of interest.</i>			
# b4_3: 二、減少運用(Ⓣ)他公司派遣人力人數：03.環衛工程師			
Information		[Type= discrete] [Format=numeric] [Range= 0-0] [Missing=*]	
Statistics [NW/ W]		[Valid=156 /-] [Invalid=2951 /-]	
Value	Label	Cases	Percentage
0		156	 100.0%
Sysmiss		2951	
<i>Warning: these figures indicate the number of cases found in the data file. They cannot be interpreted as summary statistics of the population of interest.</i>			
# b4_4: 二、減少運用(Ⓣ)他公司派遣人力人數：04.機械、化工、紡織、食品等工程師及研發人員			
Information		[Type= discrete] [Format=numeric] [Range= 0-0] [Missing=*]	
Statistics [NW/ W]		[Valid=156 /-] [Invalid=2951 /-]	
Value	Label	Cases	Percentage
0		156	 100.0%
Sysmiss		2951	
<i>Warning: these figures indicate the number of cases found in the data file. They cannot be interpreted as summary statistics of the population of interest.</i>			
# b4_5: 二、減少運用(Ⓣ)他公司派遣人力人數：05.電科技工程師			
Information		[Type= discrete] [Format=numeric] [Range= 0-0] [Missing=*]	
Statistics [NW/ W]		[Valid=156 /-] [Invalid=2951 /-]	
Value	Label	Cases	Percentage
0		156	 100.0%
Sysmiss		2951	
<i>Warning: these figures indicate the number of cases found in the data file. They cannot be interpreted as summary statistics of the population of interest.</i>			
# b4_6: 二、減少運用(Ⓣ)他公司派遣人力人數：06.營建、製圖、測量等專業人員			
Information		[Type= discrete] [Format=numeric] [Range= 0-0] [Missing=*]	
Statistics [NW/ W]		[Valid=156 /-] [Invalid=2951 /-]	
Value	Label	Cases	Percentage
0		156	 100.0%
Sysmiss		2951	
<i>Warning: these figures indicate the number of cases found in the data file. They cannot be interpreted as summary statistics of the population of interest.</i>			
# b4_7: 二、減少運用(Ⓣ)他公司派遣人力人數：07.設計專業人員			
Information		[Type= discrete] [Format=numeric] [Range= 0-0] [Missing=*]	
Statistics [NW/ W]		[Valid=156 /-] [Invalid=2951 /-]	
Value	Label	Cases	Percentage
0		156	 100.0%
Sysmiss		2951	
<i>Warning: these figures indicate the number of cases found in the data file. They cannot be interpreted as summary statistics of the population of interest.</i>			
# b4_8: 二、減少運用(Ⓣ)他公司派遣人力人數：08.醫療保健專業人員			
Information		[Type= discrete] [Format=numeric] [Range= 0-0] [Missing=*]	

# b4_8: 二、減少運用(ƒ)他公司派遣人力人數：08.醫療保健專業人員			
Statistics [NW/ W]		[Valid=156 /-] [Invalid=2951 /-]	
Value	Label	Cases	Percentage
0		156	 100.0%
Sysmiss		2951	
<i>Warning: these figures indicate the number of cases found in the data file. They cannot be interpreted as summary statistics of the population of interest.</i>			
# b4_9: 二、減少運用(ƒ)他公司派遣人力人數：09.會計專業人員			
Information		[Type= discrete] [Format=numeric] [Range= 0-0] [Missing=*]	
Statistics [NW/ W]		[Valid=156 /-] [Invalid=2951 /-]	
Value	Label	Cases	Percentage
0		156	 100.0%
Sysmiss		2951	
<i>Warning: these figures indicate the number of cases found in the data file. They cannot be interpreted as summary statistics of the population of interest.</i>			
# b4_10: 二、減少運用(ƒ)他公司派遣人力人數：10.財務、保險、金融、投資等專業人員			
Information		[Type= discrete] [Format=numeric] [Range= 0-0] [Missing=*]	
Statistics [NW/ W]		[Valid=156 /-] [Invalid=2951 /-]	
Value	Label	Cases	Percentage
0		156	 100.0%
Sysmiss		2951	
<i>Warning: these figures indicate the number of cases found in the data file. They cannot be interpreted as summary statistics of the population of interest.</i>			
# b4_11: 二、減少運用(ƒ)他公司派遣人力人數：11.人力資源專業人員			
Information		[Type= discrete] [Format=numeric] [Range= 0-0] [Missing=*]	
Statistics [NW/ W]		[Valid=156 /-] [Invalid=2951 /-]	
Value	Label	Cases	Percentage
0		156	 100.0%
Sysmiss		2951	
<i>Warning: these figures indicate the number of cases found in the data file. They cannot be interpreted as summary statistics of the population of interest.</i>			
# b4_12: 二、減少運用(ƒ)他公司派遣人力人數：12.企劃、行銷、公關等專業人員			
Information		[Type= discrete] [Format=numeric] [Range= 0-0] [Missing=*]	
Statistics [NW/ W]		[Valid=156 /-] [Invalid=2951 /-]	
Value	Label	Cases	Percentage
0		156	 100.0%
Sysmiss		2951	
<i>Warning: these figures indicate the number of cases found in the data file. They cannot be interpreted as summary statistics of the population of interest.</i>			
# b4_13: 二、減少運用(ƒ)他公司派遣人力人數：13.軟體、程式、網路、系統、資料庫等資訊專業人員			
Information		[Type= discrete] [Format=numeric] [Range= 0-0] [Missing=*]	
Statistics [NW/ W]		[Valid=156 /-] [Invalid=2951 /-]	
Value	Label	Cases	Percentage
0		156	 100.0%
Sysmiss		2951	
<i>Warning: these figures indicate the number of cases found in the data file. They cannot be interpreted as summary statistics of the population of interest.</i>			
# b4_14: 二、減少運用(ƒ)他公司派遣人力人數：14.法務專業人員			
Information		[Type= discrete] [Format=numeric] [Range= 0-0] [Missing=*]	

# b4_14: 二、減少運用(f)他公司派遣人力人數：14.法務專業人員			
Statistics [NW/ W]		[Valid=156 /-] [Invalid=2951 /-]	
Value	Label	Cases	Percentage
0		156	100.0%
Sysmiss		2951	
<i>Warning: these figures indicate the number of cases found in the data file. They cannot be interpreted as summary statistics of the population of interest.</i>			
# b4_15: 二、減少運用(f)他公司派遣人力人數：15.其他專業人員			
Information		[Type= discrete] [Format=numeric] [Range= 0-0] [Missing=*]	
Statistics [NW/ W]		[Valid=156 /-] [Invalid=2951 /-]	
Value	Label	Cases	Percentage
0		156	100.0%
Sysmiss		2951	
<i>Warning: these figures indicate the number of cases found in the data file. They cannot be interpreted as summary statistics of the population of interest.</i>			
# b4_16: 二、減少運用(f)他公司派遣人力人數：16.營建工程、製圖技術員			
Information		[Type= discrete] [Format=numeric] [Range= 0-0] [Missing=*]	
Statistics [NW/ W]		[Valid=156 /-] [Invalid=2951 /-]	
Value	Label	Cases	Percentage
0		156	100.0%
Sysmiss		2951	
<i>Warning: these figures indicate the number of cases found in the data file. They cannot be interpreted as summary statistics of the population of interest.</i>			
# b4_17: 二、減少運用(f)他公司派遣人力人數：17.電機、電子工程技術員			
Information		[Type= discrete] [Format=numeric] [Range= 0-0] [Missing=*]	
Statistics [NW/ W]		[Valid=156 /-] [Invalid=2951 /-]	
Value	Label	Cases	Percentage
0		156	100.0%
Sysmiss		2951	
<i>Warning: these figures indicate the number of cases found in the data file. They cannot be interpreted as summary statistics of the population of interest.</i>			
# b4_18: 二、減少運用(f)他公司派遣人力人數：18.機械、化工、紡織、食品等技術員			
Information		[Type= discrete] [Format=numeric] [Range= 0-0] [Missing=*]	
Statistics [NW/ W]		[Valid=156 /-] [Invalid=2951 /-]	
Value	Label	Cases	Percentage
0		156	100.0%
Sysmiss		2951	
<i>Warning: these figures indicate the number of cases found in the data file. They cannot be interpreted as summary statistics of the population of interest.</i>			
# b4_19: 二、減少運用(f)他公司派遣人力人數：19.生產管理技術員、品質管制技術員			
Information		[Type= discrete] [Format=numeric] [Range= 0-0] [Missing=*]	
Statistics [NW/ W]		[Valid=156 /-] [Invalid=2951 /-]	
Value	Label	Cases	Percentage
0		156	100.0%
Sysmiss		2951	
<i>Warning: these figures indicate the number of cases found in the data file. They cannot be interpreted as summary statistics of the population of interest.</i>			

# b4_20: 二、減少運用(㊦)他公司派遣人力人數：20.製程控制技術員			
Information		[Type= discrete] [Format=numeric] [Range= 0-0] [Missing=*]	
Statistics [NW/ W]		[Valid=156 /-] [Invalid=2951 /-]	
Value	Label	Cases	Percentage
0		156	100.0%
Sysmiss		2951	
<i>Warning: these figures indicate the number of cases found in the data file. They cannot be interpreted as summary statistics of the population of interest.</i>			
# b4_21: 二、減少運用(㊦)他公司派遣人力人數：21.製造、營造監督人員			
Information		[Type= discrete] [Format=numeric] [Range= 0-0] [Missing=*]	
Statistics [NW/ W]		[Valid=156 /-] [Invalid=2951 /-]	
Value	Label	Cases	Percentage
0		156	100.0%
Sysmiss		2951	
<i>Warning: these figures indicate the number of cases found in the data file. They cannot be interpreted as summary statistics of the population of interest.</i>			
# b4_22: 二、減少運用(㊦)他公司派遣人力人數：22.醫療保健助理專業人員			
Information		[Type= discrete] [Format=numeric] [Range= 0-0] [Missing=*]	
Statistics [NW/ W]		[Valid=156 /-] [Invalid=2951 /-]	
Value	Label	Cases	Percentage
0		156	100.0%
Sysmiss		2951	
<i>Warning: these figures indicate the number of cases found in the data file. They cannot be interpreted as summary statistics of the population of interest.</i>			
# b4_23: 二、減少運用(㊦)他公司派遣人力人數：23.環衛類技術員(含勞工安全類技術人員)			
Information		[Type= discrete] [Format=numeric] [Range= 0-0] [Missing=*]	
Statistics [NW/ W]		[Valid=156 /-] [Invalid=2951 /-]	
Value	Label	Cases	Percentage
0		156	100.0%
Sysmiss		2951	
<i>Warning: these figures indicate the number of cases found in the data file. They cannot be interpreted as summary statistics of the population of interest.</i>			
# b4_24: 二、減少運用(㊦)他公司派遣人力人數：24.財務、金融等助理人員			
Information		[Type= discrete] [Format=numeric] [Range= 0-0] [Missing=*]	
Statistics [NW/ W]		[Valid=156 /-] [Invalid=2951 /-]	
Value	Label	Cases	Percentage
0		156	100.0%
Sysmiss		2951	
<i>Warning: these figures indicate the number of cases found in the data file. They cannot be interpreted as summary statistics of the population of interest.</i>			
# b4_25: 二、減少運用(㊦)他公司派遣人力人數：25.會計助理人員			
Information		[Type= discrete] [Format=numeric] [Range= 0-0] [Missing=*]	
Statistics [NW/ W]		[Valid=156 /-] [Invalid=2951 /-]	
Value	Label	Cases	Percentage
0		156	100.0%
Sysmiss		2951	
<i>Warning: these figures indicate the number of cases found in the data file. They cannot be interpreted as summary statistics of the population of interest.</i>			

# b4_26: 二、減少運用(Ⓕ)他公司派遣人力人數：26.業務銷售、貿易助理專業人員			
Information		[Type= discrete] [Format=numeric] [Range= 0-0] [Missing=*]	
Statistics [NW/ W]		[Valid=156 /-] [Invalid=2951 /-]	
Value	Label	Cases	Percentage
0		156	100.0%
Sysmiss		2951	
<i>Warning: these figures indicate the number of cases found in the data file. They cannot be interpreted as summary statistics of the population of interest.</i>			
# b4_27: 二、減少運用(Ⓕ)他公司派遣人力人數：27.採購員			
Information		[Type= discrete] [Format=numeric] [Range= 0-0] [Missing=*]	
Statistics [NW/ W]		[Valid=156 /-] [Invalid=2951 /-]	
Value	Label	Cases	Percentage
0		156	100.0%
Sysmiss		2951	
<i>Warning: these figures indicate the number of cases found in the data file. They cannot be interpreted as summary statistics of the population of interest.</i>			
# b4_28: 二、減少運用(Ⓕ)他公司派遣人力人數：28.人力資源助理專業人員			
Information		[Type= discrete] [Format=numeric] [Range= 0-0] [Missing=*]	
Statistics [NW/ W]		[Valid=156 /-] [Invalid=2951 /-]	
Value	Label	Cases	Percentage
0		156	100.0%
Sysmiss		2951	
<i>Warning: these figures indicate the number of cases found in the data file. They cannot be interpreted as summary statistics of the population of interest.</i>			
# b4_29: 二、減少運用(Ⓕ)他公司派遣人力人數：29.不動產經紀人			
Information		[Type= discrete] [Format=numeric] [Range= 0-0] [Missing=*]	
Statistics [NW/ W]		[Valid=156 /-] [Invalid=2951 /-]	
Value	Label	Cases	Percentage
0		156	100.0%
Sysmiss		2951	
<i>Warning: these figures indicate the number of cases found in the data file. They cannot be interpreted as summary statistics of the population of interest.</i>			
# b4_30: 二、減少運用(Ⓕ)他公司派遣人力人數：30.法務助理人員			
Information		[Type= discrete] [Format=numeric] [Range= 0-0] [Missing=*]	
Statistics [NW/ W]		[Valid=156 /-] [Invalid=2951 /-]	
Value	Label	Cases	Percentage
0		156	100.0%
Sysmiss		2951	
<i>Warning: these figures indicate the number of cases found in the data file. They cannot be interpreted as summary statistics of the population of interest.</i>			
# b4_31: 二、減少運用(Ⓕ)他公司派遣人力人數：31.資訊及通訊傳播技術員			
Information		[Type= discrete] [Format=numeric] [Range= 0-0] [Missing=*]	
Statistics [NW/ W]		[Valid=156 /-] [Invalid=2951 /-]	
Value	Label	Cases	Percentage
0		156	100.0%
Sysmiss		2951	
<i>Warning: these figures indicate the number of cases found in the data file. They cannot be interpreted as summary statistics of the population of interest.</i>			

# b4_32: 二、減少運用(Ⓕ)他公司派遣人力人數：32.其他技術員及助理專業人員			
Information		[Type= discrete] [Format=numeric] [Range= 0-0] [Missing=*]	
Statistics [NW/ W]		[Valid=156 /-] [Invalid=2951 /-]	
Value	Label	Cases	Percentage
0		156	100.0%
Sysmiss		2951	
<i>Warning: these figures indicate the number of cases found in the data file. They cannot be interpreted as summary statistics of the population of interest.</i>			
# b4_33: 二、減少運用(Ⓕ)他公司派遣人力人數：33.一般及文書事務人員			
Information		[Type= discrete] [Format=numeric] [Range= 0-0] [Missing=*]	
Statistics [NW/ W]		[Valid=156 /-] [Invalid=2951 /-]	
Value	Label	Cases	Percentage
0		156	100.0%
Sysmiss		2951	
<i>Warning: these figures indicate the number of cases found in the data file. They cannot be interpreted as summary statistics of the population of interest.</i>			
# b4_34: 二、減少運用(Ⓕ)他公司派遣人力人數：34.顧客服務事務人員			
Information		[Type= discrete] [Format=numeric] [Range= 0-0] [Missing=*]	
Statistics [NW/ W]		[Valid=156 /-] [Invalid=2951 /-]	
Value	Label	Cases	Percentage
0		156	100.0%
Sysmiss		2951	
<i>Warning: these figures indicate the number of cases found in the data file. They cannot be interpreted as summary statistics of the population of interest.</i>			
# b4_35: 二、減少運用(Ⓕ)他公司派遣人力人數：35.會計、生產、運輸事務人員			
Information		[Type= discrete] [Format=numeric] [Range= 0-0] [Missing=*]	
Statistics [NW/ W]		[Valid=156 /-] [Invalid=2951 /-]	
Value	Label	Cases	Percentage
0		156	100.0%
Sysmiss		2951	
<i>Warning: these figures indicate the number of cases found in the data file. They cannot be interpreted as summary statistics of the population of interest.</i>			
# b4_36: 二、減少運用(Ⓕ)他公司派遣人力人數：36.人事			
Information		[Type= discrete] [Format=numeric] [Range= 0-0] [Missing=*]	
Statistics [NW/ W]		[Valid=156 /-] [Invalid=2951 /-]	
Value	Label	Cases	Percentage
0		156	100.0%
Sysmiss		2951	
<i>Warning: these figures indicate the number of cases found in the data file. They cannot be interpreted as summary statistics of the population of interest.</i>			
# b4_37: 二、減少運用(Ⓕ)他公司派遣人力人數：37.其他事務支援人員			
Information		[Type= discrete] [Format=numeric] [Range= 0-0] [Missing=*]	
Statistics [NW/ W]		[Valid=156 /-] [Invalid=2951 /-]	
Value	Label	Cases	Percentage
0		156	100.0%
Sysmiss		2951	
<i>Warning: these figures indicate the number of cases found in the data file. They cannot be interpreted as summary statistics of the population of interest.</i>			

# b4_38: 二、減少運用(Ⓕ)他公司派遣人力人數：38.車、船、機上服務人員			
Information		[Type= discrete] [Format=numeric] [Range= 0-0] [Missing=*]	
Statistics [NW/ W]		[Valid=156 /-] [Invalid=2951 /-]	
Value	Label	Cases	Percentage
0		156	100.0%
Sysmiss		2951	
<i>Warning: these figures indicate the number of cases found in the data file. They cannot be interpreted as summary statistics of the population of interest.</i>			
# b4_39: 二、減少運用(Ⓕ)他公司派遣人力人數：39.導遊及領隊			
Information		[Type= discrete] [Format=numeric] [Range= 0-0] [Missing=*]	
Statistics [NW/ W]		[Valid=156 /-] [Invalid=2951 /-]	
Value	Label	Cases	Percentage
0		156	100.0%
Sysmiss		2951	
<i>Warning: these figures indicate the number of cases found in the data file. They cannot be interpreted as summary statistics of the population of interest.</i>			
# b4_40: 二、減少運用(Ⓕ)他公司派遣人力人數：40.廚師			
Information		[Type= discrete] [Format=numeric] [Range= 0-0] [Missing=*]	
Statistics [NW/ W]		[Valid=156 /-] [Invalid=2951 /-]	
Value	Label	Cases	Percentage
0		156	100.0%
Sysmiss		2951	
<i>Warning: these figures indicate the number of cases found in the data file. They cannot be interpreted as summary statistics of the population of interest.</i>			
# b4_41: 二、減少運用(Ⓕ)他公司派遣人力人數：41.餐飲服務員			
Information		[Type= discrete] [Format=numeric] [Range= 0-0] [Missing=*]	
Statistics [NW/ W]		[Valid=156 /-] [Invalid=2951 /-]	
Value	Label	Cases	Percentage
0		156	100.0%
Sysmiss		2951	
<i>Warning: these figures indicate the number of cases found in the data file. They cannot be interpreted as summary statistics of the population of interest.</i>			
# b4_42: 二、減少運用(Ⓕ)他公司派遣人力人數：42.商店銷售有關人員及展售說明人員			
Information		[Type= discrete] [Format=numeric] [Range= 0-0] [Missing=*]	
Statistics [NW/ W]		[Valid=156 /-] [Invalid=2951 /-]	
Value	Label	Cases	Percentage
0		156	100.0%
Sysmiss		2951	
<i>Warning: these figures indicate the number of cases found in the data file. They cannot be interpreted as summary statistics of the population of interest.</i>			
# b4_43: 二、減少運用(Ⓕ)他公司派遣人力人數：43.電話及網路行銷人員			
Information		[Type= discrete] [Format=numeric] [Range= 0-0] [Missing=*]	
Statistics [NW/ W]		[Valid=156 /-] [Invalid=2951 /-]	
Value	Label	Cases	Percentage
0		156	100.0%
Sysmiss		2951	
<i>Warning: these figures indicate the number of cases found in the data file. They cannot be interpreted as summary statistics of the population of interest.</i>			

# b4_44: 二、減少運用(Ⓕ)他公司派遣人力人數： 44 .健康照顧人員、陪病人員			
Information	[Type= discrete] [Format=numeric] [Range= 0-0] [Missing=*]		
Statistics [NW/ W]	[Valid=156 /-] [Invalid=2951 /-]		
Value	Label	Cases	Percentage
0		156	100.0%
Sysmiss		2951	
<i>Warning: these figures indicate the number of cases found in the data file. They cannot be interpreted as summary statistics of the population of interest.</i>			
# b4_45: 二、減少運用(Ⓕ)他公司派遣人力人數： 45 .保全(含建築物管理員)			
Information	[Type= discrete] [Format=numeric] [Range= 0-0] [Missing=*]		
Statistics [NW/ W]	[Valid=156 /-] [Invalid=2951 /-]		
Value	Label	Cases	Percentage
0		156	100.0%
Sysmiss		2951	
<i>Warning: these figures indicate the number of cases found in the data file. They cannot be interpreted as summary statistics of the population of interest.</i>			
# b4_46: 二、減少運用(Ⓕ)他公司派遣人力人數： 46 .其他服務及銷售工作人員			
Information	[Type= discrete] [Format=numeric] [Range= 0-0] [Missing=*]		
Statistics [NW/ W]	[Valid=156 /-] [Invalid=2951 /-]		
Value	Label	Cases	Percentage
0		156	100.0%
Sysmiss		2951	
<i>Warning: these figures indicate the number of cases found in the data file. They cannot be interpreted as summary statistics of the population of interest.</i>			
# b4_47: 二、減少運用(Ⓕ)他公司派遣人力人數： 47 .營建及有關工作人員			
Information	[Type= discrete] [Format=numeric] [Range= 0-0] [Missing=*]		
Statistics [NW/ W]	[Valid=156 /-] [Invalid=2951 /-]		
Value	Label	Cases	Percentage
0		156	100.0%
Sysmiss		2951	
<i>Warning: these figures indicate the number of cases found in the data file. They cannot be interpreted as summary statistics of the population of interest.</i>			
# b4_48: 二、減少運用(Ⓕ)他公司派遣人力人數： 48 .品質檢查人員			
Information	[Type= discrete] [Format=numeric] [Range= 0-0] [Missing=*]		
Statistics [NW/ W]	[Valid=156 /-] [Invalid=2951 /-]		
Value	Label	Cases	Percentage
0		156	100.0%
Sysmiss		2951	
<i>Warning: these figures indicate the number of cases found in the data file. They cannot be interpreted as summary statistics of the population of interest.</i>			
# b4_49: 二、減少運用(Ⓕ)他公司派遣人力人數： 49 .維修技術類工作人員			
Information	[Type= discrete] [Format=numeric] [Range= 0-0] [Missing=*]		
Statistics [NW/ W]	[Valid=156 /-] [Invalid=2951 /-]		
Value	Label	Cases	Percentage
0		156	100.0%
Sysmiss		2951	
<i>Warning: these figures indicate the number of cases found in the data file. They cannot be interpreted as summary statistics of the population of interest.</i>			

# b4_50: 二、減少運用(㊦)他公司派遣人力人數：50.操作技術類工作人員			
Information	[Type= discrete] [Format=numeric] [Range= 0-4] [Missing=*]		
Statistics [NW/ W]	[Valid=156 /-] [Invalid=2951 /-]		
Value	Label	Cases	Percentage
0		154	98.7%
1		1	0.6%
4		1	0.6%
Sysmiss		2951	
<i>Warning: these figures indicate the number of cases found in the data file. They cannot be interpreted as summary statistics of the population of interest.</i>			
# b4_51: 二、減少運用(㊦)他公司派遣人力人數：51.組裝人員			
Information	[Type= discrete] [Format=numeric] [Range= 0-0] [Missing=*]		
Statistics [NW/ W]	[Valid=156 /-] [Invalid=2951 /-]		
Value	Label	Cases	Percentage
0		156	100.0%
Sysmiss		2951	
<i>Warning: these figures indicate the number of cases found in the data file. They cannot be interpreted as summary statistics of the population of interest.</i>			
# b4_52: 二、減少運用(㊦)他公司派遣人力人數：52.駕駛及移運設備操作人員			
Information	[Type= discrete] [Format=numeric] [Range= 0-0] [Missing=*]		
Statistics [NW/ W]	[Valid=156 /-] [Invalid=2951 /-]		
Value	Label	Cases	Percentage
0		156	100.0%
Sysmiss		2951	
<i>Warning: these figures indicate the number of cases found in the data file. They cannot be interpreted as summary statistics of the population of interest.</i>			
# b4_53: 二、減少運用(㊦)他公司派遣人力人數：53.其他技藝、機械設備操作及組裝人員			
Information	[Type= discrete] [Format=numeric] [Range= 0-0] [Missing=*]		
Statistics [NW/ W]	[Valid=156 /-] [Invalid=2951 /-]		
Value	Label	Cases	Percentage
0		156	100.0%
Sysmiss		2951	
<i>Warning: these figures indicate the number of cases found in the data file. They cannot be interpreted as summary statistics of the population of interest.</i>			
# b4_54: 二、減少運用(㊦)他公司派遣人力人數：54.清潔工			
Information	[Type= discrete] [Format=numeric] [Range= 0-0] [Missing=*]		
Statistics [NW/ W]	[Valid=156 /-] [Invalid=2951 /-]		
Value	Label	Cases	Percentage
0		156	100.0%
Sysmiss		2951	
<i>Warning: these figures indicate the number of cases found in the data file. They cannot be interpreted as summary statistics of the population of interest.</i>			
# b4_55: 二、減少運用(㊦)他公司派遣人力人數：55.勞力工			
Information	[Type= discrete] [Format=numeric] [Range= 0-6] [Missing=*]		
Statistics [NW/ W]	[Valid=156 /-] [Invalid=2951 /-]		
Value	Label	Cases	Percentage
0		155	99.4%
6		1	0.6%

b4_55: 二、減少運用(Ⓕ)他公司派遣人力人數 : **55**.勞力工

Value	Label	Cases	Percentage
0		156	100.0%
Systemmiss		2951	

Warning: these figures indicate the number of cases found in the data file. They cannot be interpreted as summary statistics of the population of interest.

b4_56: 二、減少運用(Ⓕ)他公司派遣人力人數 : **56**.其他基層技術工及勞力工

Information	[Type= discrete] [Format=numeric] [Range= 0-0] [Missing=*]
Statistics [NW/ W]	[Valid=156 /-] [Invalid=2951 /-]

Value	Label	Cases	Percentage
0		156	100.0%
Systemmiss		2951	

Warning: these figures indicate the number of cases found in the data file. They cannot be interpreted as summary statistics of the population of interest.