

台灣 (Taiwan, ROC)

勞動部

108年人力需求調查(第四季)

Study Documentation

March 22, 2021

Metadata Production

Metadata Producer(s)	學術調查研究資料庫(Survey Research Data Archive) (SRDA) , 中央研究院人社中心調查研究專題中心, DDI文件製作
Version	2.0版, 參考IHSN Nesstar Template修改
Identification	AH090024

Table of Contents

Overview	4
Scope & Coverage	4
Producers & Sponsors	4
Sampling	4
Data Collection	4
Data Processing & Appraisal	5
Accessibility	5
Files Description	6
data108s04	6
Variables Group(s)	7
樣本資訊	7
人力需求推估與淨增減人數	7
各職類人力需求增減情形	7
各職類人力增加原因	9
各職類人力減少原因	14
各細職類人力需求增加人數	16
各細職類人力需求減少人數	29
Variables Description	42
data108s04	43

108年人力需求調查(第四季)

Survey on Manpower Demand, Season 4, 2019

Overview

Type	人力需求調查
Identification	AH090024
Version	Production Date: 2021-03-23 1
Abstract	
<p>為了解109年1月底就業市場人力需求情形，勞動部於108年10月21日至11月8日就員工規模30人以上之事業單位辦理「108年第4次人力需求調查」，回收有效樣本計3,135家。</p> <p>調查對象為臺灣地區參加勞工保險且僱用30人以上之事業單位，調查項目有各細職類人力需求增減人數、原因及其他勞工相關議題等，抽樣方法採「分業分層比例隨機抽樣法」，以員工規模為分層變數，每季預計回收3,000份有效樣本。</p> <p>108年調查時期有4次，分別為第一次：1月14日~2月1日、第二次：4月22日~5月10日、第三次：7月22日~8月9日、第四次：10月21日~11月8日。</p>	
Kind of Data	抽查
Unit of Analysis	企業場所單位

Scope & Coverage

Time Period(s)	2019
Countries	台灣 (Taiwan, ROC)
Geographic Coverage	
台灣地區	
Universe	
勞工保險檔中僱用30人以上之事業單位。	

Producers & Sponsors

Primary Investigator(s)	勞動部
Other Producer(s)	勞動部
Funding Agency/ies	勞動部

Sampling

Sampling Procedure

採「分業分層比例隨機抽樣法」，以員工規模為分層變數，每季預計回收3,000份有效樣本。

Data Collection

Data Collection Dates	start 2019-10-21 end 2019-11-08
Data Collection Mode	電話訪問

Data Processing & Appraisal

Data Editing

中央研究院人文社會科學研究中心調查研究專題中心所進行的資料整理方式，為不合理值檢核。

Other Processing

委託民調公司(單位)以電腦輔助電話訪問系統(CATI)辦理。

Accessibility

Contact(s)	學術調查研究資料庫(Survey Research Data Archive) (中央研究院人社中心調查研究專題中心), https://srda.sinica.edu.tw , srda@gate.sinica.edu.tw
Distributor(s)	學術調查研究資料庫(Survey Research Data Archive)
Depositor(s)	勞動部

Access Conditions

標準版(一般會員、院內會員申請下載)

Files Description

Dataset contains 1 file(s)

data108s04	
# Cases	3135
# Variable(s)	637

Variables Group(s)

Dataset contains 7 group(s)

Group 樣本資訊

#	Name	Label	Type	Format	Valid	Invalid	Question
1	id	樣本編號	continuous	numeric-8.0	3135	0	-
2	ind	行業別(大類)	discrete	numeric-3.0	3135	0	-
3	industry	行業別(中類)	continuous	numeric-3.0	3135	0	-
4	scale	員工規模別	discrete	numeric-2.0	3135	0	-
5	w	權數	continuous	numeric-3.0	3135	0	-

Group 人力需求推估與淨增減人數

#	Name	Label	Type	Format	Valid	Invalid	Question
1	w_change	推估後淨增減僱(運)用人數	continuous	numeric-5.0	3135	0	-
2	w_often	推估後淨經常性僱用員工人數	continuous	numeric-5.0	3135	0	-
3	w_temp	推估後淨臨時或季節性員工人數	continuous	numeric-5.0	3135	0	-
4	w_part	推估後淨部分工時員工人數	continuous	numeric-4.0	3135	0	-
5	w_cont	推估後淨派遣人力人數	continuous	numeric-4.0	3135	0	-
6	change	淨增減僱(運)用人數	continuous	numeric-4.0	3135	0	-
7	often	淨經常性僱用員工人數	continuous	numeric-4.0	3135	0	-
8	temp	淨臨時或季節性員工人數	continuous	numeric-4.0	3135	0	-
9	part	淨部分工時員工人數	continuous	numeric-4.0	3135	0	-
10	cont	淨派遣人力人數	continuous	numeric-3.0	3135	0	-

Group 各職類人力需求增減情形

#	Name	Label	Type	Format	Valid	Invalid	Question
1	q2_1	二、貴公司109年1月底各職類人力預計較108年10月底增減情形：增加僱(運)用	discrete	numeric-2.0	3135	0	-
2	q2_1_1	二、貴公司109年1月底各職類人力預計較108年10月底增減情形：增加僱(運)用總計人數	continuous	numeric-4.0	847	2288	-
3	q2_2	二、貴公司109年1月底各職類人力預計較108年10月底增減情形：減少僱(運)用	discrete	numeric-2.0	3135	0	-
4	q2_2_1	二、貴公司109年1月底各職類人力預計較108年10月底增減情形：減少僱(運)用總計人數	discrete	numeric-3.0	847	2288	-

#	Name	Label	Type	Format	Valid	Invalid	Question
5	q2_3	二、貴公司109年1月底各職類人力預計較108年10月底增減情形：不變	discrete	numeric-2.0	3135	0	-
6	q2_4	二、貴公司109年1月底各職類人力預計較108年10月底增減情形：不確定、無法評估	discrete	numeric-2.0	3135	0	-
7	i_often	二、總計各職類人力預計增加僱用人數：(a)經常性僱用員工	continuous	numeric-4.0	3135	0	-
8	i_temp	二、總計各職類人力預計增加僱用人數：(b)臨時或季節性員工	discrete	numeric-4.0	3135	0	-
9	i_part	二、總計各職類人力預計增加僱用人數：(b1)部分工時員工	discrete	numeric-4.0	3135	0	-
10	i_cont	二、總計各職類人力預計增加運用人數：(c)他公司派遣人力	discrete	numeric-3.0	3135	0	-
11	d_often	二、總計各職類人力預計減少僱用人數：(d)經常性僱用員工	discrete	numeric-3.0	3135	0	-
12	d_temp	二、總計各職類人力預計減少僱用人數：(e)臨時或季節性員工	discrete	numeric-3.0	3135	0	-
13	d_part	二、總計各職類人力預計減少僱用人數：(e1)部分工時員工	discrete	numeric-3.0	3135	0	-
14	d_cont	二、總計各職類人力預計減少運用人數：(f)他公司派遣人力	discrete	numeric-2.0	3135	0	-
15	i_manage	二、增加僱(運)用人數：主管及經理人員	discrete	numeric-2.0	3135	0	-
16	i_pro	二、增加僱(運)用人數：專業人員	discrete	numeric-3.0	3135	0	-
17	i_tech	二、增加僱(運)用人數：技術員及助理專業人員	continuous	numeric-4.0	3135	0	-
18	i_work	二、增加僱(運)用人數：事務支援人員	discrete	numeric-4.0	3135	0	-
19	i_serve	二、增加僱(運)用人數：服務及銷售工作人員	discrete	numeric-4.0	3135	0	-
20	i_skill	二、增加僱(運)用人數：技藝、機械設備操作及組裝人員	continuous	numeric-4.0	3135	0	-
21	i_basic	二、增加僱(運)用人數：基層技術工及勞力工	discrete	numeric-3.0	3135	0	-
22	d_manage	二、減少僱(運)用人數：主管及經理人員	discrete	numeric-2.0	3135	0	-
23	d_pro	二、減少僱(運)用人數：專業人員	discrete	numeric-2.0	3135	0	-
24	d_tech	二、減少僱(運)用人數：技術員及助理專業人員	discrete	numeric-3.0	3135	0	-
25	d_work	二、減少僱(運)用人數：事務支援人員	discrete	numeric-3.0	3135	0	-

#	Name	Label	Type	Format	Valid	Invalid	Question
26	d_serve	二、減少僱(運)用人數： 服務及銷售工作人員	discrete	numeric-3.0	3135	0	-
27	d_skill	二、減少僱(運)用人數： 技藝、機械設備操作及組裝人員	discrete	numeric-3.0	3135	0	-
28	d_basic	二、減少僱(運)用人數： 基層技術工及勞力工	discrete	numeric-3.0	3135	0	-

Group 各職類人力增加原因

#	Name	Label	Type	Format	Valid	Invalid	Question
1	tra_01	二、各職類人力增加原因 (複選)：1.退離者之補充	discrete	numeric-2.0	752	2383	-
2	tra_02	二、各職類人力增加原因 (複選)：2.即將進入本產業 旺季	discrete	numeric-2.0	752	2383	-
3	tra_03	二、各職類人力增加原因 (複選)：3.預期景氣好轉	discrete	numeric-2.0	752	2383	-
4	tra_04	二、各職類人力增加原因 (複選)：4.需求市場擴大 (含設備或部門擴充)	discrete	numeric-2.0	752	2383	-
5	tra_05	二、各職類人力增加原因 (複選)：5.長期缺工	discrete	numeric-2.0	752	2383	-
6	tra_06	二、各職類人力增加原因 (複選)：6.提升勞動條件	discrete	numeric-2.0	752	2383	-
7	tra_07	二、各職類人力增加原因 (複選)：7.提高市占率	discrete	numeric-2.0	752	2383	-
8	tra_08	二、各職類人力增加原因 (複選)：8.其他	discrete	numeric-2.0	752	2383	-
9	tra_0_1	二、各職類人力增加原因 (複選)：1.退離者之補充總 人數	discrete	numeric-3.0	253	2882	-
10	tra_0_2	二、各職類人力增加原因 (複選)：1.退離者之補充， 現缺人數	discrete	numeric-3.0	253	2882	-
11	tra_0_3	二、各職類人力增加原因 (複選)：1.退離者之補充， 預估人數	discrete	numeric-2.0	253	2882	-
12	tra_08_1	二、各職類人力增加原因： 其他說明	discrete	character-80	11	0	-
13	ra_01	二、主管及經理人員人力 增加原因(複選)：1.退離者 之補充	discrete	numeric-2.0	752	2383	-
14	ra_02	二、主管及經理人員人力 增加原因(複選)：2.即將進 入本產業旺季	discrete	numeric-2.0	752	2383	-
15	ra_03	二、主管及經理人員人力 增加原因(複選)：3.預期景 氣好轉	discrete	numeric-2.0	752	2383	-
16	ra_04	二、主管及經理人員人力 增加原因(複選)：4.需求 市場擴大(含設備或部門擴 充)	discrete	numeric-2.0	752	2383	-

#	Name	Label	Type	Format	Valid	Invalid	Question
17	ra_05	二、主管及經理人員人力增加原因(複選)：5.長期缺工	discrete	numeric-2.0	752	2383	-
18	ra_06	二、主管及經理人員人力增加原因(複選)：6.提升勞動條件	discrete	numeric-2.0	752	2383	-
19	ra_07	二、主管及經理人員人力增加原因(複選)：7.提高市占率	discrete	numeric-2.0	752	2383	-
20	ra_08	二、主管及經理人員人力增加原因(複選)：8.其他	discrete	numeric-2.0	752	2383	-
21	ra_0_1	二、主管及經理人員人力增加原因(複選)：1.退離者之補充總人數	discrete	numeric-2.0	3	3132	-
22	ra_0_2	二、主管及經理人員人力增加原因(複選)：1.退離者之補充，現缺人數	discrete	numeric-2.0	3	3132	-
23	ra_0_3	二、主管及經理人員人力增加原因(複選)：1.退離者之補充，預估人數	discrete	numeric-2.0	3	3132	-
24	ra_11	二、專業人員人力增加原因(複選)：1.退離者之補充	discrete	numeric-2.0	752	2383	-
25	ra_12	二、專業人員人力增加原因(複選)：2.即將進入本產業旺季	discrete	numeric-2.0	752	2383	-
26	ra_13	二、專業人員人力增加原因(複選)：3.預期景氣好轉	discrete	numeric-2.0	752	2383	-
27	ra_14	二、專業人員人力增加原因(複選)：4.需求市場擴大(含設備或部門擴充)	discrete	numeric-2.0	752	2383	-
28	ra_15	二、專業人員人力增加原因(複選)：5.長期缺工	discrete	numeric-2.0	752	2383	-
29	ra_16	二、專業人員人力增加原因(複選)：6.提升勞動條件	discrete	numeric-2.0	752	2383	-
30	ra_17	二、專業人員人力增加原因(複選)：7.提高市占率	discrete	numeric-2.0	752	2383	-
31	ra_18	二、專業人員人力增加原因(複選)：8.其他	discrete	numeric-2.0	752	2383	-
32	ra_1_1	二、專業人員人力增加原因(複選)：1.退離者之補充總人數充總數	discrete	numeric-3.0	50	3085	-
33	ra_1_2	二、專業人員人力增加原因(複選)：1.退離者之補充，現缺人數	discrete	numeric-3.0	50	3085	-
34	ra_1_3	二、專業人員人力增加原因(複選)：1.退離者之補充，預估人數	discrete	numeric-2.0	50	3085	-
35	ra_21	二、技術員及助理專業人員人力增加原因(複選)：1.退離者之補充	discrete	numeric-2.0	752	2383	-
36	ra_22	二、技術員及助理專業人員人力增加原因(複選)：2.即將進入本產業旺季	discrete	numeric-2.0	752	2383	-

#	Name	Label	Type	Format	Valid	Invalid	Question
37	ra_23	二、技術員及助理專業人員人力增加原因(複選)：3. 預期景氣好轉	discrete	numeric-2.0	752	2383	-
38	ra_24	二、技術員及助理專業人員人力增加原因(複選)：4. 需求市場擴大(含設備或部門擴充)	discrete	numeric-2.0	752	2383	-
39	ra_25	二、技術員及助理專業人員人力增加原因(複選)：5. 長期缺工	discrete	numeric-2.0	752	2383	-
40	ra_26	二、技術員及助理專業人員人力增加原因(複選)：6. 提升勞動條件	discrete	numeric-2.0	752	2383	-
41	ra_27	二、技術員及助理專業人員人力增加原因(複選)：7. 提高市占率	discrete	numeric-2.0	752	2383	-
42	ra_28	二、技術員及助理專業人員人力增加原因(複選)：8. 其他	discrete	numeric-2.0	752	2383	-
43	ra_2_1	二、技術員及助理專業人員人力增加原因(複選)：1. 退離者之補充總人數充總數	discrete	numeric-2.0	93	3042	-
44	ra_2_2	二、技術員及助理專業人員人力增加原因(複選)：1. 退離者之補充，現缺人數	discrete	numeric-2.0	93	3042	-
45	ra_2_3	二、技術員及助理專業人員人力增加原因(複選)：1. 退離者之補充，預估人數	discrete	numeric-2.0	93	3042	-
46	ra_31	二、事務支援人員人力增加原因(複選)：1. 退離者之補充	discrete	numeric-2.0	752	2383	-
47	ra_32	二、事務支援人員人力增加原因(複選)：2. 即將進入本產業旺季	discrete	numeric-2.0	752	2383	-
48	ra_33	二、事務支援人員人力增加原因(複選)：3. 預期景氣好轉	discrete	numeric-2.0	752	2383	-
49	ra_34	二、事務支援人員人力增加原因(複選)：4. 需求市場擴大(含設備或部門擴充)	discrete	numeric-2.0	752	2383	-
50	ra_35	二、事務支援人員人力增加原因(複選)：5. 長期缺工	discrete	numeric-2.0	752	2383	-
51	ra_36	二、事務支援人員人力增加原因(複選)：6. 提升勞動條件	discrete	numeric-2.0	752	2383	-
52	ra_37	二、事務支援人員人力增加原因(複選)：7. 提高市占率	discrete	numeric-2.0	752	2383	-
53	ra_38	二、事務支援人員人力增加原因(複選)：8. 其他	discrete	numeric-2.0	752	2383	-
54	ra_3_1	二、事務支援人員人力增加原因(複選)：1. 退離者之補充總人數充總數	discrete	numeric-3.0	30	3105	-

#	Name	Label	Type	Format	Valid	Invalid	Question
55	ra_3_2	二、事務支援人員人力增加原因(複選): 1.退離者之補充, 現缺人數	discrete	numeric-3.0	30	3105	-
56	ra_3_3	二、事務支援人員人力增加原因(複選): 1.退離者之補充, 預估人數	discrete	numeric-2.0	30	3105	-
57	ra_41	二、服務及銷售工作人員人力增加原因(複選): 1.退離者之補充	discrete	numeric-2.0	752	2383	-
58	ra_42	二、服務及銷售工作人員人力增加原因(複選): 2.即將進入本產業旺季	discrete	numeric-2.0	752	2383	-
59	ra_43	二、服務及銷售工作人員人力增加原因(複選): 3.預期景氣好轉	discrete	numeric-2.0	752	2383	-
60	ra_44	二、服務及銷售工作人員人力增加原因(複選): 4.需求市場擴大(含設備或部門擴充)	discrete	numeric-2.0	752	2383	-
61	ra_45	二、服務及銷售工作人員人力增加原因(複選): 5.長期缺工	discrete	numeric-2.0	752	2383	-
62	ra_46	二、服務及銷售工作人員人力增加原因(複選): 6.提升勞動條件	discrete	numeric-2.0	752	2383	-
63	ra_47	二、服務及銷售工作人員人力增加原因(複選): 7.提高市占率	discrete	numeric-2.0	752	2383	-
64	ra_48	二、服務及銷售工作人員人力增加原因(複選): 8.其他	discrete	numeric-2.0	752	2383	-
65	ra_4_1	二、服務及銷售工作人員人力增加原因(複選): 1.退離者之補充總人數充總數	discrete	numeric-3.0	40	3095	-
66	ra_4_2	二、服務及銷售工作人員人力增加原因(複選): 1.退離者之補充, 現缺人數	discrete	numeric-3.0	40	3095	-
67	ra_4_3	二、服務及銷售工作人員人力增加原因(複選): 1.退離者之補充, 預估人數	discrete	numeric-2.0	40	3095	-
68	ra_51	二、技藝、機械設備操作及組裝人員人力增加原因(複選): 1.退離者之補充	discrete	numeric-2.0	752	2383	-
69	ra_52	二、技藝、機械設備操作及組裝人員人力增加原因(複選): 2.即將進入本產業旺季	discrete	numeric-2.0	752	2383	-
70	ra_53	二、技藝、機械設備操作及組裝人員人力增加原因(複選): 3.預期景氣好轉	discrete	numeric-2.0	752	2383	-
71	ra_54	二、技藝、機械設備操作及組裝人員人力增加原因(複選): 4.需求市場擴大(含設備或部門擴充)	discrete	numeric-2.0	752	2383	-

#	Name	Label	Type	Format	Valid	Invalid	Question
72	ra_55	二、技藝、機械設備操作及組裝人員人力增加原因(複選): 5.長期缺工	discrete	numeric-2.0	752	2383	-
73	ra_56	二、技藝、機械設備操作及組裝人員人力增加原因(複選): 6.提升勞動條件	discrete	numeric-2.0	752	2383	-
74	ra_57	二、技藝、機械設備操作及組裝人員人力增加原因(複選): 7.提高市占率	discrete	numeric-2.0	752	2383	-
75	ra_58	二、技藝、機械設備操作及組裝人員人力增加原因(複選): 8.其他	discrete	numeric-2.0	752	2383	-
76	ra_5_1	二、技藝、機械設備操作及組裝人員人力增加原因(複選): 1.退離者之補充總人數充總數	discrete	numeric-3.0	84	3051	-
77	ra_5_2	二、技藝、機械設備操作及組裝人員人力增加原因(複選): 1.退離者之補充, 現缺人數	discrete	numeric-3.0	84	3051	-
78	ra_5_3	二、技藝、機械設備操作及組裝人員人力增加原因(複選): 1.退離者之補充, 預估人數	discrete	numeric-2.0	84	3051	-
79	ra_61	二、基層技術工及勞力工人力增加原因(複選): 1.退離者之補充	discrete	numeric-2.0	752	2383	-
80	ra_62	二、基層技術工及勞力工人力增加原因(複選): 2.即將進入本產業旺季	discrete	numeric-2.0	752	2383	-
81	ra_63	二、基層技術工及勞力工人力增加原因(複選): 3.預期景氣好轉	discrete	numeric-2.0	752	2383	-
82	ra_64	二、基層技術工及勞力工人力增加原因(複選): 4.需求市場擴大(含設備或部門擴充)	discrete	numeric-2.0	752	2383	-
83	ra_65	二、基層技術工及勞力工人力增加原因(複選): 5.長期缺工	discrete	numeric-2.0	752	2383	-
84	ra_66	二、基層技術工及勞力工人力增加原因(複選): 6.提升勞動條件	discrete	numeric-2.0	752	2383	-
85	ra_67	二、基層技術工及勞力工人力增加原因(複選): 7.提高市占率	discrete	numeric-2.0	752	2383	-
86	ra_68	二、基層技術工及勞力工人力增加原因(複選): 8.其他	discrete	numeric-2.0	752	2383	-
87	ra_6_1	二、基層技術工及勞力工人力增加原因(複選): 1.退離者之補充總人數充總數	discrete	numeric-3.0	18	3117	-
88	ra_6_2	二、基層技術工及勞力工人力增加原因(複選): 1.退離者之補充, 現缺人數	discrete	numeric-3.0	18	3117	-

#	Name	Label	Type	Format	Valid	Invalid	Question
89	ra_6_3	二、基層技術工及勞力工人力增加原因(複選)：1.退離者之補充，預估人數	discrete	numeric-2.0	18	3117	-

Group 各職類人力減少原因

#	Name	Label	Type	Format	Valid	Invalid	Question
1	trb_01	二、各職類人力減少原因(複選)：1.業務緊縮或結束(含訂單減少)	discrete	numeric-2.0	101	3034	-
2	trb_02	二、各職類人力減少原因(複選)：2.精簡人力(含遇缺不補情況)	discrete	numeric-2.0	101	3034	-
3	trb_03	二、各職類人力減少原因(複選)：3.公司合併	discrete	numeric-2.0	101	3034	-
4	trb_04	二、各職類人力減少原因(複選)：4.生產線外移	discrete	numeric-2.0	101	3034	-
5	trb_05	二、各職類人力減少原因(複選)：5.本產業淡季	discrete	numeric-2.0	101	3034	-
6	trb_06	二、各職類人力減少原因(複選)：6.其他	discrete	numeric-2.0	101	3034	-
7	trb_06_1	二、各職類人力減少原因：其他說明	discrete	character-80	9	0	-
8	rb_01	二、主管及經理人員人力減少原因(複選)：1.業務緊縮或結束(含訂單減少)	discrete	numeric-2.0	101	3034	-
9	rb_02	二、主管及經理人員人力減少原因(複選)：2.精簡人力(含遇缺不補情況)	discrete	numeric-2.0	101	3034	-
10	rb_03	二、主管及經理人員人力減少原因(複選)：3.公司合併	discrete	numeric-2.0	101	3034	-
11	rb_04	二、主管及經理人員人力減少原因(複選)：4.生產線外移	discrete	numeric-2.0	101	3034	-
12	rb_05	二、主管及經理人員人力減少原因(複選)：5.本產業淡季	discrete	numeric-2.0	101	3034	-
13	rb_06	二、主管及經理人員人力減少原因(複選)：6.其他	discrete	numeric-2.0	101	3034	-
14	rb_11	二、專業人員人力減少原因(複選)：1.業務緊縮或結束(含訂單減少)	discrete	numeric-2.0	101	3034	-
15	rb_12	二、專業人員人力減少原因(複選)：2.精簡人力(含遇缺不補情況)	discrete	numeric-2.0	101	3034	-
16	rb_13	二、專業人員人力減少原因(複選)：3.公司合併	discrete	numeric-2.0	101	3034	-
17	rb_14	二、專業人員人力減少原因(複選)：4.生產線外移	discrete	numeric-2.0	101	3034	-
18	rb_15	二、專業人員人力減少原因(複選)：5.本產業淡季	discrete	numeric-2.0	101	3034	-

#	Name	Label	Type	Format	Valid	Invalid	Question
19	rb_16	二、專業人員人力減少原因(複選)：6.其他	discrete	numeric-2.0	101	3034	-
20	rb_21	二、技術員及助理專業人員人力減少原因(複選)：1.業務緊縮或結束(含訂單減少)	discrete	numeric-2.0	101	3034	-
21	rb_22	二、技術員及助理專業人員人力減少原因(複選)：2.精簡人力(含遇缺不補情況)	discrete	numeric-2.0	101	3034	-
22	rb_23	二、技術員及助理專業人員人力減少原因(複選)：3.公司合併	discrete	numeric-2.0	101	3034	-
23	rb_24	二、技術員及助理專業人員人力減少原因(複選)：4.生產線外移	discrete	numeric-2.0	101	3034	-
24	rb_25	二、技術員及助理專業人員人力減少原因(複選)：5.本產業淡季	discrete	numeric-2.0	101	3034	-
25	rb_26	二、技術員及助理專業人員人力減少原因(複選)：6.其他	discrete	numeric-2.0	101	3034	-
26	rb_31	二、事務支援人員人力減少原因(複選)：1.業務緊縮或結束(含訂單減少)	discrete	numeric-2.0	101	3034	-
27	rb_32	二、事務支援人員人力減少原因(複選)：2.精簡人力(含遇缺不補情況)	discrete	numeric-2.0	101	3034	-
28	rb_33	二、事務支援人員人力減少原因(複選)：3.公司合併	discrete	numeric-2.0	101	3034	-
29	rb_34	二、事務支援人員人力減少原因(複選)：4.生產線外移	discrete	numeric-2.0	101	3034	-
30	rb_35	二、事務支援人員人力減少原因(複選)：5.本產業淡季	discrete	numeric-2.0	101	3034	-
31	rb_36	二、事務支援人員人力減少原因(複選)：6.其他	discrete	numeric-2.0	101	3034	-
32	rb_41	二、服務及銷售工作人員人力減少原因(複選)：1.業務緊縮或結束(含訂單減少)	discrete	numeric-2.0	101	3034	-
33	rb_42	二、服務及銷售工作人員人力減少原因(複選)：2.精簡人力(含遇缺不補情況)	discrete	numeric-2.0	101	3034	-
34	rb_43	二、服務及銷售工作人員人力減少原因(複選)：3.公司合併	discrete	numeric-2.0	101	3034	-
35	rb_44	二、服務及銷售工作人員人力減少原因(複選)：4.生產線外移	discrete	numeric-2.0	101	3034	-
36	rb_45	二、服務及銷售工作人員人力減少原因(複選)：5.本產業淡季	discrete	numeric-2.0	101	3034	-

#	Name	Label	Type	Format	Valid	Invalid	Question
37	rb_46	二、服務及銷售工作人員 人力減少原因(複選)：6.其他	discrete	numeric-2.0	101	3034	-
38	rb_51	二、技藝、機械設備操作 及組裝人員人力減少原因 (複選)：1.業務緊縮或結束 (含訂單減少)	discrete	numeric-2.0	101	3034	-
39	rb_52	二、技藝、機械設備操作 及組裝人員人力減少原因 (複選)：2.精簡人力(含遇 缺不補情況)	discrete	numeric-2.0	101	3034	-
40	rb_53	二、技藝、機械設備操作 及組裝人員人力減少原因 (複選)：3.公司合併	discrete	numeric-2.0	101	3034	-
41	rb_54	二、技藝、機械設備操作 及組裝人員人力減少原因 (複選)：4.生產線外移	discrete	numeric-2.0	101	3034	-
42	rb_55	二、技藝、機械設備操作 及組裝人員人力減少原因 (複選)：5.本產業淡季	discrete	numeric-2.0	101	3034	-
43	rb_56	二、技藝、機械設備操作 及組裝人員人力減少原因 (複選)：6.其他	discrete	numeric-2.0	101	3034	-
44	rb_61	二、基層技術工及勞力工 人力減少原因(複選)：1. 業務緊縮或結束(含訂單減 少)	discrete	numeric-2.0	101	3034	-
45	rb_62	二、基層技術工及勞力工 人力減少原因(複選)：2.精 簡人力(含遇缺不補情況)	discrete	numeric-2.0	101	3034	-
46	rb_63	二、基層技術工及勞力工 人力減少原因(複選)：3.公 司合併	discrete	numeric-2.0	101	3034	-
47	rb_64	二、基層技術工及勞力工 人力減少原因(複選)：4.生 產線外移	discrete	numeric-2.0	101	3034	-
48	rb_65	二、基層技術工及勞力工 人力減少原因(複選)：5.本 產業淡季	discrete	numeric-2.0	101	3034	-
49	rb_66	二、基層技術工及勞力工 人力減少原因(複選)：6.其 他	discrete	numeric-2.0	101	3034	-

Group 各細職類人力需求增加人數

#	Name	Label	Type	Format	Valid	Invalid	Question
1	a1_0	二、增加僱用(a)經常性僱 用員工人數：主管及經理 人員	discrete	numeric-2.0	752	2383	-
2	a1_1	二、增加僱用(a)經常性僱 用員工人數：01.生產管 理、品質管制工程師	discrete	numeric-3.0	752	2383	-
3	a1_2	二、增加僱用(a)經常性僱 用員工人數：02.製程工程 師	discrete	numeric-2.0	752	2383	-

#	Name	Label	Type	Format	Valid	Invalid	Question
4	a1_3	二、增加僱用(a)經常性僱用員工人數：03.環衛工程師	discrete	numeric-2.0	752	2383	-
5	a1_4	二、增加僱用(a)經常性僱用員工人數：04.機械、化工、紡織、食品等工程師及研發人員	discrete	numeric-2.0	752	2383	-
6	a1_5	二、增加僱用(a)經常性僱用員工人數：05.電科技工程師	discrete	numeric-3.0	752	2383	-
7	a1_6	二、增加僱用(a)經常性僱用員工人數：06.營建、製圖、測量等專業人員	discrete	numeric-2.0	752	2383	-
8	a1_7	二、增加僱用(a)經常性僱用員工人數：07.設計專業人員	discrete	numeric-2.0	752	2383	-
9	a1_8	二、增加僱用(a)經常性僱用員工人數：08.醫療保健專業人員	discrete	numeric-3.0	752	2383	-
10	a1_9	二、增加僱用(a)經常性僱用員工人數：09.會計專業人員	discrete	numeric-2.0	752	2383	-
11	a1_10	二、增加僱用(a)經常性僱用員工人數：10.財務、保險、金融、投資等專業人員	discrete	numeric-2.0	752	2383	-
12	a1_11	二、增加僱用(a)經常性僱用員工人數：11.人力資源專業人員	discrete	numeric-2.0	752	2383	-
13	a1_12	二、增加僱用(a)經常性僱用員工人數：12.企劃、行銷、公關等專業人員	discrete	numeric-3.0	752	2383	-
14	a1_13	二、增加僱用(a)經常性僱用員工人數：13.軟體、程式、網路、系統、資料庫等資訊專業人員	discrete	numeric-3.0	752	2383	-
15	a1_14	二、增加僱用(a)經常性僱用員工人數：14.法務專業人員	discrete	numeric-2.0	752	2383	-
16	a1_15	二、增加僱用(a)經常性僱用員工人數：15.其他專業人員	discrete	numeric-3.0	752	2383	-
17	a1_16	二、增加僱用(a)經常性僱用員工人數：16.營建工程、製圖技術員	discrete	numeric-3.0	752	2383	-
18	a1_17	二、增加僱用(a)經常性僱用員工人數：17.電機、電子工程技術員	discrete	numeric-3.0	752	2383	-
19	a1_18	二、增加僱用(a)經常性僱用員工人數：18.機械、化工、紡織、食品等技術員	discrete	numeric-3.0	752	2383	-
20	a1_19	二、增加僱用(a)經常性僱用員工人數：19.生產管理技術員、品質管制技術員	discrete	numeric-3.0	752	2383	-

#	Name	Label	Type	Format	Valid	Invalid	Question
21	a1_20	二、增加僱用(a)經常性僱用員工人數：20.製程控制技術員	discrete	numeric-2.0	752	2383	-
22	a1_21	二、增加僱用(a)經常性僱用員工人數：21.製造、營造監督人員	discrete	numeric-3.0	752	2383	-
23	a1_22	二、增加僱用(a)經常性僱用員工人數：22.醫療保健助理專業人員	discrete	numeric-2.0	752	2383	-
24	a1_23	二、增加僱用(a)經常性僱用員工人數：23.環衛類技術員(含勞工安全類技術人員)	discrete	numeric-2.0	752	2383	-
25	a1_24	二、增加僱用(a)經常性僱用員工人數：24.財務、金融等助理人員	discrete	numeric-3.0	752	2383	-
26	a1_25	二、增加僱用(a)經常性僱用員工人數：25.會計助理人員	discrete	numeric-2.0	752	2383	-
27	a1_26	二、增加僱用(a)經常性僱用員工人數：26.業務銷售、貿易助理專業人員	discrete	numeric-3.0	752	2383	-
28	a1_27	二、增加僱用(a)經常性僱用員工人數：27.採購員	discrete	numeric-2.0	752	2383	-
29	a1_28	二、增加僱用(a)經常性僱用員工人數：28.人力資源助理專業人員	discrete	numeric-2.0	752	2383	-
30	a1_29	二、增加僱用(a)經常性僱用員工人數：29.不動產經紀人	discrete	numeric-3.0	752	2383	-
31	a1_30	二、增加僱用(a)經常性僱用員工人數：30.法務助理人員	discrete	numeric-2.0	752	2383	-
32	a1_31	二、增加僱用(a)經常性僱用員工人數：31.資訊及通訊傳播技術員	discrete	numeric-3.0	752	2383	-
33	a1_32	二、增加僱用(a)經常性僱用員工人數：32.其他技術員及助理專業人員	discrete	numeric-2.0	752	2383	-
34	a1_33	二、增加僱用(a)經常性僱用員工人數：33.一般及文書事務人員	discrete	numeric-3.0	752	2383	-
35	a1_34	二、增加僱用(a)經常性僱用員工人數：34.顧客服務事務人員	discrete	numeric-3.0	752	2383	-
36	a1_35	二、增加僱用(a)經常性僱用員工人數：35.會計、生產、運輸事務人員	discrete	numeric-3.0	752	2383	-
37	a1_36	二、增加僱用(a)經常性僱用員工人數：36.人事	discrete	numeric-2.0	752	2383	-
38	a1_37	二、增加僱用(a)經常性僱用員工人數：37.其他事務支援人員	discrete	numeric-2.0	752	2383	-

#	Name	Label	Type	Format	Valid	Invalid	Question
39	a1_38	二、增加僱用(a)經常性僱用員工人數：38.車、船、機上服務人員	discrete	numeric-2.0	752	2383	-
40	a1_39	二、增加僱用(a)經常性僱用員工人數：39.導遊及領隊	discrete	numeric-2.0	752	2383	-
41	a1_40	二、增加僱用(a)經常性僱用員工人數：40.廚師	discrete	numeric-3.0	752	2383	-
42	a1_41	二、增加僱用(a)經常性僱用員工人數：41.餐飲服務員	discrete	numeric-3.0	752	2383	-
43	a1_42	二、增加僱用(a)經常性僱用員工人數：42.商店銷售有關人員及展售說明人員	discrete	numeric-4.0	752	2383	-
44	a1_43	二、增加僱用(a)經常性僱用員工人數：43.電話及網路行銷人員	discrete	numeric-2.0	752	2383	-
45	a1_44	二、增加僱用(a)經常性僱用員工人數：44.健康照顧人員、陪病人員	discrete	numeric-2.0	752	2383	-
46	a1_45	二、增加僱用(a)經常性僱用員工人數：45.保全(含建築物管理員)	discrete	numeric-3.0	752	2383	-
47	a1_46	二、增加僱用(a)經常性僱用員工人數：46.其他服務及銷售工作人員	discrete	numeric-3.0	752	2383	-
48	a1_47	二、增加僱用(a)經常性僱用員工人數：47.營建及有關工作人員	discrete	numeric-3.0	752	2383	-
49	a1_48	二、增加僱用(a)經常性僱用員工人數：48.品質檢查人員	discrete	numeric-3.0	752	2383	-
50	a1_49	二、增加僱用(a)經常性僱用員工人數：49.維修技術類工作人員	discrete	numeric-3.0	752	2383	-
51	a1_50	二、增加僱用(a)經常性僱用員工人數：50.操作技術類工作人員	discrete	numeric-4.0	752	2383	-
52	a1_51	二、增加僱用(a)經常性僱用員工人數：51.組裝人員	discrete	numeric-3.0	752	2383	-
53	a1_52	二、增加僱用(a)經常性僱用員工人數：52.駕駛及移運設備操作人員	discrete	numeric-3.0	752	2383	-
54	a1_53	二、增加僱用(a)經常性僱用員工人數：53.其他技藝、機械設備操作及組裝人員	discrete	numeric-3.0	752	2383	-
55	a1_54	二、增加僱用(a)經常性僱用員工人數：54.清潔工	discrete	numeric-2.0	752	2383	-
56	a1_55	二、增加僱用(a)經常性僱用員工人數：55.勞力工	discrete	numeric-3.0	752	2383	-
57	a1_56	二、增加僱用(a)經常性僱用員工人數：56.其他基層技術工及勞力工	discrete	numeric-3.0	752	2383	-

#	Name	Label	Type	Format	Valid	Invalid	Question
58	a2_0	二、增加僱用(b)臨時或季節性員工人數：主管及經理人員	discrete	numeric-2.0	752	2383	-
59	a2_1	二、增加僱用(b)臨時或季節性員工人數：01.生產管理、品質管制工程師	discrete	numeric-2.0	752	2383	-
60	a2_2	二、增加僱用(b)臨時或季節性員工人數：02.製程工程師	discrete	numeric-2.0	752	2383	-
61	a2_3	二、增加僱用(b)臨時或季節性員工人數：03.環衛工程師	discrete	numeric-2.0	752	2383	-
62	a2_4	二、增加僱用(b)臨時或季節性員工人數：04.機械、化工、紡織、食品等工程師及研發人員	discrete	numeric-2.0	752	2383	-
63	a2_5	二、增加僱用(b)臨時或季節性員工人數：05.電科技工程師	discrete	numeric-2.0	752	2383	-
64	a2_6	二、增加僱用(b)臨時或季節性員工人數：06.營建、製圖、測量等專業人員	discrete	numeric-2.0	752	2383	-
65	a2_7	二、增加僱用(b)臨時或季節性員工人數：07.設計專業人員	discrete	numeric-2.0	752	2383	-
66	a2_8	二、增加僱用(b)臨時或季節性員工人數：08.醫療保健專業人員	discrete	numeric-2.0	752	2383	-
67	a2_9	二、增加僱用(b)臨時或季節性員工人數：09.會計專業人員	discrete	numeric-2.0	752	2383	-
68	a2_10	二、增加僱用(b)臨時或季節性員工人數：10.財務、保險、金融、投資等專業人員	discrete	numeric-2.0	752	2383	-
69	a2_11	二、增加僱用(b)臨時或季節性員工人數：11.人力資源專業人員	discrete	numeric-2.0	752	2383	-
70	a2_12	二、增加僱用(b)臨時或季節性員工人數：12.企劃、行銷、公關等專業人員	discrete	numeric-2.0	752	2383	-
71	a2_13	二、增加僱用(b)臨時或季節性員工人數：13.軟體、程式、網路、系統、資料庫等資訊專業人員	discrete	numeric-2.0	752	2383	-
72	a2_14	二、增加僱用(b)臨時或季節性員工人數：14.法務專業人員	discrete	numeric-2.0	752	2383	-
73	a2_15	二、增加僱用(b)臨時或季節性員工人數：15.其他專業人員	discrete	numeric-2.0	752	2383	-
74	a2_16	二、增加僱用(b)臨時或季節性員工人數：16.營建工程、製圖技術員	discrete	numeric-2.0	752	2383	-

#	Name	Label	Type	Format	Valid	Invalid	Question
75	a2_17	二、增加僱用(b)臨時或季節性員工人數：17.電機、電子工程技術員	discrete	numeric-2.0	752	2383	-
76	a2_18	二、增加僱用(b)臨時或季節性員工人數：18.機械、化工、紡織、食品等技術員	discrete	numeric-2.0	752	2383	-
77	a2_19	二、增加僱用(b)臨時或季節性員工人數：19.生產管理技術員、品質管制技術員	discrete	numeric-2.0	752	2383	-
78	a2_20	二、增加僱用(b)臨時或季節性員工人數：20.製程控制技術員	discrete	numeric-2.0	752	2383	-
79	a2_21	二、增加僱用(b)臨時或季節性員工人數：21.製造、營造監督人員	discrete	numeric-3.0	752	2383	-
80	a2_22	二、增加僱用(b)臨時或季節性員工人數：22.醫療保健助理專業人員	discrete	numeric-2.0	752	2383	-
81	a2_23	二、增加僱用(b)臨時或季節性員工人數：23.環衛類技術員(含勞工安全類技術人員)	discrete	numeric-2.0	752	2383	-
82	a2_24	二、增加僱用(b)臨時或季節性員工人數：24.財務、金融等助理人員	discrete	numeric-2.0	752	2383	-
83	a2_25	二、增加僱用(b)臨時或季節性員工人數：25.會計助理人員	discrete	numeric-4.0	752	2383	-
84	a2_26	二、增加僱用(b)臨時或季節性員工人數：26.業務銷售、貿易助理專業人員	discrete	numeric-2.0	752	2383	-
85	a2_27	二、增加僱用(b)臨時或季節性員工人數：27.採購員	discrete	numeric-2.0	752	2383	-
86	a2_28	二、增加僱用(b)臨時或季節性員工人數：28.人力資源助理專業人員	discrete	numeric-2.0	752	2383	-
87	a2_29	二、增加僱用(b)臨時或季節性員工人數：29.不動產經紀人	discrete	numeric-2.0	752	2383	-
88	a2_30	二、增加僱用(b)臨時或季節性員工人數：30.法務助理人員	discrete	numeric-2.0	752	2383	-
89	a2_31	二、增加僱用(b)臨時或季節性員工人數：31.資訊及通訊傳播技術員	discrete	numeric-2.0	752	2383	-
90	a2_32	二、增加僱用(b)臨時或季節性員工人數：32.其他技術員及助理專業人員	discrete	numeric-2.0	752	2383	-
91	a2_33	二、增加僱用(b)臨時或季節性員工人數：33.一般及文書事務人員	discrete	numeric-2.0	752	2383	-
92	a2_34	二、增加僱用(b)臨時或季節性員工人數：34.顧客服務事務人員	discrete	numeric-3.0	752	2383	-

#	Name	Label	Type	Format	Valid	Invalid	Question
93	a2_35	二、增加僱用(b)臨時或季節性員工人數：35.會計、生產、運輸事務人員	discrete	numeric-2.0	752	2383	-
94	a2_36	二、增加僱用(b)臨時或季節性員工人數：36.人事	discrete	numeric-2.0	752	2383	-
95	a2_37	二、增加僱用(b)臨時或季節性員工人數：37.其他事務支援人員	discrete	numeric-2.0	752	2383	-
96	a2_38	二、增加僱用(b)臨時或季節性員工人數：38.車、船、機上服務人員	discrete	numeric-2.0	752	2383	-
97	a2_39	二、增加僱用(b)臨時或季節性員工人數：39.導遊及領隊	discrete	numeric-2.0	752	2383	-
98	a2_40	二、增加僱用(b)臨時或季節性員工人數：40.廚師	discrete	numeric-3.0	752	2383	-
99	a2_41	二、增加僱用(b)臨時或季節性員工人數：41.餐飲服務員	discrete	numeric-3.0	752	2383	-
100	a2_42	二、增加僱用(b)臨時或季節性員工人數：42.商店銷售有關人員及展售說明人員	discrete	numeric-3.0	752	2383	-
101	a2_43	二、增加僱用(b)臨時或季節性員工人數：43.電話及網路行銷人員	discrete	numeric-2.0	752	2383	-
102	a2_44	二、增加僱用(b)臨時或季節性員工人數：44.健康照顧人員、陪病人員	discrete	numeric-2.0	752	2383	-
103	a2_45	二、增加僱用(b)臨時或季節性員工人數：45.保全(含建築物管理員)	discrete	numeric-2.0	752	2383	-
104	a2_46	二、增加僱用(b)臨時或季節性員工人數：46.其他服務及銷售工作人員	discrete	numeric-2.0	752	2383	-
105	a2_47	二、增加僱用(b)臨時或季節性員工人數：47.營建及有關工作人員	discrete	numeric-2.0	752	2383	-
106	a2_48	二、增加僱用(b)臨時或季節性員工人數：48.品質檢查人員	discrete	numeric-2.0	752	2383	-
107	a2_49	二、增加僱用(b)臨時或季節性員工人數：49.維修技術類工作人員	discrete	numeric-2.0	752	2383	-
108	a2_50	二、增加僱用(b)臨時或季節性員工人數：50.操作技術類工作人員	discrete	numeric-3.0	752	2383	-
109	a2_51	二、增加僱用(b)臨時或季節性員工人數：51.組裝人員	discrete	numeric-2.0	752	2383	-
110	a2_52	二、增加僱用(b)臨時或季節性員工人數：52.駕駛及移運設備操作人員	discrete	numeric-3.0	752	2383	-
111	a2_53	二、增加僱用(b)臨時或季節性員工人數：53.其他技	discrete	numeric-2.0	752	2383	-

#	Name	Label	Type	Format	Valid	Invalid	Question
		藝、機械設備操作及組裝人員					
112	a2_54	二、增加僱用(b)臨時或季節性員工人數：54.清潔工	discrete	numeric-3.0	752	2383	-
113	a2_55	二、增加僱用(b)臨時或季節性員工人數：55.勞力工	discrete	numeric-3.0	752	2383	-
114	a2_56	二、增加僱用(b)臨時或季節性員工人數：56.其他基層技術工及勞力工	discrete	numeric-3.0	752	2383	-
115	a3_0	二、增加僱用(b1)部分工時員工人數：主管及經理人員	discrete	numeric-2.0	752	2383	-
116	a3_1	二、增加僱用(b1)部分工時員工人數：01.生產管理、品質管制工程師	discrete	numeric-2.0	752	2383	-
117	a3_2	二、增加僱用(b1)部分工時員工人數：02.製程工程師	discrete	numeric-2.0	752	2383	-
118	a3_3	二、增加僱用(b1)部分工時員工人數：03.環衛工程師	discrete	numeric-2.0	752	2383	-
119	a3_4	二、增加僱用(b1)部分工時員工人數：04.機械、化工、紡織、食品等工程師及研發人員	discrete	numeric-2.0	752	2383	-
120	a3_5	二、增加僱用(b1)部分工時員工人數：05.電科技工程師	discrete	numeric-2.0	752	2383	-
121	a3_6	二、增加僱用(b1)部分工時員工人數：06.營建、製圖、測量等專業人員	discrete	numeric-2.0	752	2383	-
122	a3_7	二、增加僱用(b1)部分工時員工人數：07.設計專業人員	discrete	numeric-2.0	752	2383	-
123	a3_8	二、增加僱用(b1)部分工時員工人數：08.醫療保健專業人員	discrete	numeric-2.0	752	2383	-
124	a3_9	二、增加僱用(b1)部分工時員工人數：09.會計專業人員	discrete	numeric-2.0	752	2383	-
125	a3_10	二、增加僱用(b1)部分工時員工人數：10.財務、保險、金融、投資等專業人員	discrete	numeric-2.0	752	2383	-
126	a3_11	二、增加僱用(b1)部分工時員工人數：11.人力資源專業人員	discrete	numeric-2.0	752	2383	-
127	a3_12	二、增加僱用(b1)部分工時員工人數：12.企劃、行銷、公關等專業人員	discrete	numeric-2.0	752	2383	-
128	a3_13	二、增加僱用(b1)部分工時員工人數：13.軟體、程式、網路、系統、資料庫等資訊專業人員	discrete	numeric-2.0	752	2383	-
129	a3_14	二、增加僱用(b1)部分工時員工人數：14.法務專業人員	discrete	numeric-2.0	752	2383	-

#	Name	Label	Type	Format	Valid	Invalid	Question
130	a3_15	二、增加僱用(b1)部分工時 員工人數：15.其他專業人員	discrete	numeric-2.0	752	2383	-
131	a3_16	二、增加僱用(b1)部分工時 員工人數：16.營建工程、 製圖技術員	discrete	numeric-2.0	752	2383	-
132	a3_17	二、增加僱用(b1)部分工時 員工人數：17.電機、電子 工程技術員	discrete	numeric-2.0	752	2383	-
133	a3_18	二、增加僱用(b1)部分工 時員工人數：18.機械、化 工、紡織、食品等技術員	discrete	numeric-2.0	752	2383	-
134	a3_19	二、增加僱用(b1)部分工時 員工人數：19.生產管理技 術員、品質管制技術員	discrete	numeric-2.0	752	2383	-
135	a3_20	二、增加僱用(b1)部分工時 員工人數：20.製程控制技 術員	discrete	numeric-2.0	752	2383	-
136	a3_21	二、增加僱用(b1)部分工時 員工人數：21.製造、營造 監督人員	discrete	numeric-2.0	752	2383	-
137	a3_22	二、增加僱用(b1)部分工時 員工人數：22.醫療保健助 理專業人員	discrete	numeric-2.0	752	2383	-
138	a3_23	二、增加僱用(b1)部分工 時員工人數：23.環衛類技 術員(含勞工安全類技術人 員)	discrete	numeric-2.0	752	2383	-
139	a3_24	二、增加僱用(b1)部分工時 員工人數：24.財務、金融 等助理人員	discrete	numeric-2.0	752	2383	-
140	a3_25	二、增加僱用(b1)部分工時 員工人數：25.會計助理人 員	discrete	numeric-2.0	752	2383	-
141	a3_26	二、增加僱用(b1)部分工時 員工人數：26.業務銷售、 貿易助理專業人員	discrete	numeric-2.0	752	2383	-
142	a3_27	二、增加僱用(b1)部分工時 員工人數：27.採購員	discrete	numeric-2.0	752	2383	-
143	a3_28	二、增加僱用(b1)部分工時 員工人數：28.人力資源助 理專業人員	discrete	numeric-2.0	752	2383	-
144	a3_29	二、增加僱用(b1)部分工時 員工人數：29.不動產經紀 人	discrete	numeric-2.0	752	2383	-
145	a3_30	二、增加僱用(b1)部分工時 員工人數：30.法務助理人 員	discrete	numeric-2.0	752	2383	-
146	a3_31	二、增加僱用(b1)部分工時 員工人數：31.資訊及通訊 傳播技術員	discrete	numeric-2.0	752	2383	-
147	a3_32	二、增加僱用(b1)部分工時 員工人數：32.其他技術員 及助理專業人員	discrete	numeric-2.0	752	2383	-

#	Name	Label	Type	Format	Valid	Invalid	Question
148	a3_33	二、增加僱用(b1)部分工時 員工人數：33.一般及文書 事務人員	discrete	numeric-2.0	752	2383	-
149	a3_34	二、增加僱用(b1)部分工時 員工人數：34.顧客服務事 務人員	discrete	numeric-3.0	752	2383	-
150	a3_35	二、增加僱用(b1)部分工 時員工人數：35.會計、生 產、運輸事務人員	discrete	numeric-2.0	752	2383	-
151	a3_36	二、增加僱用(b1)部分工時 員工人數：36.人事	discrete	numeric-2.0	752	2383	-
152	a3_37	二、增加僱用(b1)部分工時 員工人數：37.其他事務支 援人員	discrete	numeric-2.0	752	2383	-
153	a3_38	二、增加僱用(b1)部分工時 員工人數：38.車、船、機 上服務人員	discrete	numeric-2.0	752	2383	-
154	a3_39	二、增加僱用(b1)部分工時 員工人數：39.導遊及領隊	discrete	numeric-2.0	752	2383	-
155	a3_40	二、增加僱用(b1)部分工時 員工人數：40.廚師	discrete	numeric-3.0	752	2383	-
156	a3_41	二、增加僱用(b1)部分工時 員工人數：41.餐飲服務員	discrete	numeric-3.0	752	2383	-
157	a3_42	二、增加僱用(b1)部分工時 員工人數：42.商店銷售有 關人員及展售說明人員	discrete	numeric-3.0	752	2383	-
158	a3_43	二、增加僱用(b1)部分工時 員工人數：43.電話及網路 行銷人員	discrete	numeric-2.0	752	2383	-
159	a3_44	二、增加僱用(b1)部分工時 員工人數：44.健康照顧人 員、陪病人員	discrete	numeric-2.0	752	2383	-
160	a3_45	二、增加僱用(b1)部分工時 員工人數：45.保全(含建築 物管理員)	discrete	numeric-2.0	752	2383	-
161	a3_46	二、增加僱用(b1)部分工時 員工人數：46.其他服務及 銷售工作人員	discrete	numeric-2.0	752	2383	-
162	a3_47	二、增加僱用(b1)部分工時 員工人數：47.營建及有關 工作人員	discrete	numeric-2.0	752	2383	-
163	a3_48	二、增加僱用(b1)部分工時 員工人數：48.品質檢查人 員	discrete	numeric-2.0	752	2383	-
164	a3_49	二、增加僱用(b1)部分工時 員工人數：49.維修技術類 工作人員	discrete	numeric-2.0	752	2383	-
165	a3_50	二、增加僱用(b1)部分工時 員工人數：50.操作技術類 工作人員	discrete	numeric-3.0	752	2383	-
166	a3_51	二、增加僱用(b1)部分工時 員工人數：51.組裝人員	discrete	numeric-2.0	752	2383	-
167	a3_52	二、增加僱用(b1)部分工時 員工人數：52.駕駛及移運 設備操作人員	discrete	numeric-2.0	752	2383	-

#	Name	Label	Type	Format	Valid	Invalid	Question
168	a3_53	二、增加僱用(b1)部分工時 員工人數：53.其他技藝、 機械設備操作及組裝人員	discrete	numeric-2.0	752	2383	-
169	a3_54	二、增加僱用(b1)部分工時 員工人數：54.清潔工	discrete	numeric-3.0	752	2383	-
170	a3_55	二、增加僱用(b1)部分工時 員工人數：55.勞力工	discrete	numeric-3.0	752	2383	-
171	a3_56	二、增加僱用(b1)部分工時 員工人數：56.其他基層技 術工及勞力工	discrete	numeric-3.0	752	2383	-
172	a4_0	二、增加運用(c)他公司派 遣人力人數：主管及經理 人員	discrete	numeric-2.0	752	2383	-
173	a4_1	二、增加運用(c)他公司派 遣人力人數：01.生產管 理、品質管制工程師	discrete	numeric-2.0	752	2383	-
174	a4_2	二、增加運用(c)他公司派 遣人力人數：02.製程工程 師	discrete	numeric-2.0	752	2383	-
175	a4_3	二、增加運用(c)他公司派 遣人力人數：03.環衛工程 師	discrete	numeric-2.0	752	2383	-
176	a4_4	二、增加運用(c)他公司派 遣人力人數：04.機械、化 工、紡織、食品等工程師 及研發人員	discrete	numeric-2.0	752	2383	-
177	a4_5	二、增加運用(c)他公司派 遣人力人數：05.電科技工 程師	discrete	numeric-2.0	752	2383	-
178	a4_6	二、增加運用(c)他公司派 遣人力人數：06.營建、製 圖、測量等專業人員	discrete	numeric-2.0	752	2383	-
179	a4_7	二、增加運用(c)他公司派 遣人力人數：07.設計專業 人員	discrete	numeric-2.0	752	2383	-
180	a4_8	二、增加運用(c)他公司派 遣人力人數：08.醫療保健 專業人員	discrete	numeric-2.0	752	2383	-
181	a4_9	二、增加運用(c)他公司派 遣人力人數：09.會計專業 人員	discrete	numeric-2.0	752	2383	-
182	a4_10	二、增加運用(c)他公司派 遣人力人數：10.財務、保 險、金融、投資等專業人 員	discrete	numeric-2.0	752	2383	-
183	a4_11	二、增加運用(c)他公司派 遣人力人數：11.人力資源 專業人員	discrete	numeric-2.0	752	2383	-
184	a4_12	二、增加運用(c)他公司派 遣人力人數：12.企劃、行 銷、公關等專業人員	discrete	numeric-2.0	752	2383	-
185	a4_13	二、增加運用(c)他公司派 遣人力人數：13.軟體、程 式、網路、系統、資料庫 等資訊專業人員	discrete	numeric-2.0	752	2383	-

#	Name	Label	Type	Format	Valid	Invalid	Question
186	a4_14	二、增加運用(c)他公司派遣人力人數：14.法務專業人員	discrete	numeric-2.0	752	2383	-
187	a4_15	二、增加運用(c)他公司派遣人力人數：15.其他專業人員	discrete	numeric-2.0	752	2383	-
188	a4_16	二、增加運用(c)他公司派遣人力人數：16.營建工程、製圖技術員	discrete	numeric-2.0	752	2383	-
189	a4_17	二、增加運用(c)他公司派遣人力人數：17.電機、電子工程技術員	discrete	numeric-2.0	752	2383	-
190	a4_18	二、增加運用(c)他公司派遣人力人數：18.機械、化工、紡織、食品等技術員	discrete	numeric-2.0	752	2383	-
191	a4_19	二、增加運用(c)他公司派遣人力人數：19.生產管理技術員、品質管制技術員	discrete	numeric-2.0	752	2383	-
192	a4_20	二、增加運用(c)他公司派遣人力人數：20.製程控制技術員	discrete	numeric-2.0	752	2383	-
193	a4_21	二、增加運用(c)他公司派遣人力人數：21.製造、營造監督人員	discrete	numeric-2.0	752	2383	-
194	a4_22	二、增加運用(c)他公司派遣人力人數：22.醫療保健助理專業人員	discrete	numeric-2.0	752	2383	-
195	a4_23	二、增加運用(c)他公司派遣人力人數：23.環衛類技術員(含勞工安全類技術人員)	discrete	numeric-2.0	752	2383	-
196	a4_24	二、增加運用(c)他公司派遣人力人數：24.財務、金融等助理人員	discrete	numeric-2.0	752	2383	-
197	a4_25	二、增加運用(c)他公司派遣人力人數：25.會計助理人員	discrete	numeric-2.0	752	2383	-
198	a4_26	二、增加運用(c)他公司派遣人力人數：26.業務銷售、貿易助理專業人員	discrete	numeric-2.0	752	2383	-
199	a4_27	二、增加運用(c)他公司派遣人力人數：27.採購員	discrete	numeric-2.0	752	2383	-
200	a4_28	二、增加運用(c)他公司派遣人力人數：28.人力資源助理專業人員	discrete	numeric-2.0	752	2383	-
201	a4_29	二、增加運用(c)他公司派遣人力人數：29.不動產經紀人	discrete	numeric-2.0	752	2383	-
202	a4_30	二、增加運用(c)他公司派遣人力人數：30.法務助理人員	discrete	numeric-2.0	752	2383	-
203	a4_31	二、增加運用(c)他公司派遣人力人數：31.資訊及通訊傳播技術員	discrete	numeric-2.0	752	2383	-

#	Name	Label	Type	Format	Valid	Invalid	Question
204	a4_32	二、增加運用(c)他公司派遣人力人數：32.其他技術員及助理專業人員	discrete	numeric-2.0	752	2383	-
205	a4_33	二、增加運用(c)他公司派遣人力人數：33.一般及文書事務人員	discrete	numeric-2.0	752	2383	-
206	a4_34	二、增加運用(c)他公司派遣人力人數：34.顧客服務事務人員	discrete	numeric-2.0	752	2383	-
207	a4_35	二、增加運用(c)他公司派遣人力人數：35.會計、生產、運輸事務人員	discrete	numeric-2.0	752	2383	-
208	a4_36	二、增加運用(c)他公司派遣人力人數：36.人事	discrete	numeric-2.0	752	2383	-
209	a4_37	二、增加運用(c)他公司派遣人力人數：37.其他事務支援人員	discrete	numeric-2.0	752	2383	-
210	a4_38	二、增加運用(c)他公司派遣人力人數：38.車、船、機上服務人員	discrete	numeric-2.0	752	2383	-
211	a4_39	二、增加運用(c)他公司派遣人力人數：39.導遊及領隊	discrete	numeric-2.0	752	2383	-
212	a4_40	二、增加運用(c)他公司派遣人力人數：40.廚師	discrete	numeric-2.0	752	2383	-
213	a4_41	二、增加運用(c)他公司派遣人力人數：41.餐飲服務員	discrete	numeric-2.0	752	2383	-
214	a4_42	二、增加運用(c)他公司派遣人力人數：42.商店銷售有關人員及展售說明人員	discrete	numeric-2.0	752	2383	-
215	a4_43	二、增加運用(c)他公司派遣人力人數：43.電話及網路行銷人員	discrete	numeric-2.0	752	2383	-
216	a4_44	二、增加運用(c)他公司派遣人力人數：44.健康照顧人員、陪病人員	discrete	numeric-2.0	752	2383	-
217	a4_45	二、增加運用(c)他公司派遣人力人數：45.保全(含建築物管理員)	discrete	numeric-2.0	752	2383	-
218	a4_46	二、增加運用(c)他公司派遣人力人數：46.其他服務及銷售工作人員	discrete	numeric-2.0	752	2383	-
219	a4_47	二、增加運用(c)他公司派遣人力人數：47.營建及有關工作人員	discrete	numeric-2.0	752	2383	-
220	a4_48	二、增加運用(c)他公司派遣人力人數：48.品質檢查人員	discrete	numeric-2.0	752	2383	-
221	a4_49	二、增加運用(c)他公司派遣人力人數：49.維修技術類工作人員	discrete	numeric-2.0	752	2383	-
222	a4_50	二、增加運用(c)他公司派遣人力人數：50.操作技術類工作人員	discrete	numeric-3.0	752	2383	-

#	Name	Label	Type	Format	Valid	Invalid	Question
223	a4_51	二、增加運用(c)他公司派遣人力人數：51.組裝人員	discrete	numeric-3.0	752	2383	-
224	a4_52	二、增加運用(c)他公司派遣人力人數：52.駕駛及移運設備操作人員	discrete	numeric-2.0	752	2383	-
225	a4_53	二、增加運用(c)他公司派遣人力人數：53.其他技藝、機械設備操作及組裝人員	discrete	numeric-2.0	752	2383	-
226	a4_54	二、增加運用(c)他公司派遣人力人數：54.清潔工	discrete	numeric-2.0	752	2383	-
227	a4_55	二、增加運用(c)他公司派遣人力人數：55.勞力工	discrete	numeric-3.0	752	2383	-
228	a4_56	二、增加運用(c)他公司派遣人力人數：56.其他基層技術工及勞力工	discrete	numeric-2.0	752	2383	-

Group 各細職類人力需求減少人數

#	Name	Label	Type	Format	Valid	Invalid	Question
1	b1_0	二、減少僱用(d)經常性僱用員工人數：主管及經理人員	discrete	numeric-2.0	101	3034	-
2	b1_1	二、減少僱用(d)經常性僱用員工人數：01.生產管理、品質管制工程師	discrete	numeric-2.0	101	3034	-
3	b1_2	二、減少僱用(d)經常性僱用員工人數：02.製程工程師	discrete	numeric-2.0	101	3034	-
4	b1_3	二、減少僱用(d)經常性僱用員工人數：03.環衛工程師	discrete	numeric-2.0	101	3034	-
5	b1_4	二、減少僱用(d)經常性僱用員工人數：04.機械、化工、紡織、食品等工程師及研發人員	discrete	numeric-2.0	101	3034	-
6	b1_5	二、減少僱用(d)經常性僱用員工人數：05.電科技工程師	discrete	numeric-2.0	101	3034	-
7	b1_6	二、減少僱用(d)經常性僱用員工人數：06.營建、製圖、測量等專業人員	discrete	numeric-2.0	101	3034	-
8	b1_7	二、減少僱用(d)經常性僱用員工人數：07.設計專業人員	discrete	numeric-2.0	101	3034	-
9	b1_8	二、減少僱用(d)經常性僱用員工人數：08.醫療保健專業人員	discrete	numeric-2.0	101	3034	-
10	b1_9	二、減少僱用(d)經常性僱用員工人數：09.會計專業人員	discrete	numeric-2.0	101	3034	-
11	b1_10	二、減少僱用(d)經常性僱用員工人數：10.財務、保險、金融、投資等專業人員	discrete	numeric-2.0	101	3034	-

#	Name	Label	Type	Format	Valid	Invalid	Question
12	b1_11	二、減少僱用(d)經常性僱用員工人數：11.人力資源專業人員	discrete	numeric-2.0	101	3034	-
13	b1_12	二、減少僱用(d)經常性僱用員工人數：12.企劃、行銷、公關等專業人員	discrete	numeric-2.0	101	3034	-
14	b1_13	二、減少僱用(d)經常性僱用員工人數：13.軟體、程式、網路、系統、資料庫等資訊專業人員	discrete	numeric-2.0	101	3034	-
15	b1_14	二、減少僱用(d)經常性僱用員工人數：14.法務專業人員	discrete	numeric-2.0	101	3034	-
16	b1_15	二、減少僱用(d)經常性僱用員工人數：15.其他專業人員	discrete	numeric-2.0	101	3034	-
17	b1_16	二、減少僱用(d)經常性僱用員工人數：16.營建工程、製圖技術員	discrete	numeric-2.0	101	3034	-
18	b1_17	二、減少僱用(d)經常性僱用員工人數：17.電機、電子工程技術員	discrete	numeric-2.0	101	3034	-
19	b1_18	二、減少僱用(d)經常性僱用員工人數：18.機械、化工、紡織、食品等技術員	discrete	numeric-2.0	101	3034	-
20	b1_19	二、減少僱用(d)經常性僱用員工人數：19.生產管理技術員、品質管制技術員	discrete	numeric-2.0	101	3034	-
21	b1_20	二、減少僱用(d)經常性僱用員工人數：20.製程控制技術員	discrete	numeric-2.0	101	3034	-
22	b1_21	二、減少僱用(d)經常性僱用員工人數：21.製造、營造監督人員	discrete	numeric-2.0	101	3034	-
23	b1_22	二、減少僱用(d)經常性僱用員工人數：22.醫療保健助理專業人員	discrete	numeric-2.0	101	3034	-
24	b1_23	二、減少僱用(d)經常性僱用員工人數：23.環衛類技術員(含勞工安全類技術人員)	discrete	numeric-2.0	101	3034	-
25	b1_24	二、減少僱用(d)經常性僱用員工人數：24.財務、金融等助理人員	discrete	numeric-3.0	101	3034	-
26	b1_25	二、減少僱用(d)經常性僱用員工人數：25.會計助理人員	discrete	numeric-2.0	101	3034	-
27	b1_26	二、減少僱用(d)經常性僱用員工人數：26.業務銷售、貿易助理專業人員	discrete	numeric-3.0	101	3034	-
28	b1_27	二、減少僱用(d)經常性僱用員工人數：27.採購員	discrete	numeric-2.0	101	3034	-
29	b1_28	二、減少僱用(d)經常性僱用員工人數：28.人力資源助理專業人員	discrete	numeric-2.0	101	3034	-

#	Name	Label	Type	Format	Valid	Invalid	Question
30	b1_29	二、減少僱用(d)經常性僱用員工人數：29.不動產經紀人	discrete	numeric-2.0	101	3034	-
31	b1_30	二、減少僱用(d)經常性僱用員工人數：30.法務助理人員	discrete	numeric-2.0	101	3034	-
32	b1_31	二、減少僱用(d)經常性僱用員工人數：31.資訊及通訊傳播技術員	discrete	numeric-2.0	101	3034	-
33	b1_32	二、減少僱用(d)經常性僱用員工人數：32.其他技術員及助理專業人員	discrete	numeric-2.0	101	3034	-
34	b1_33	二、減少僱用(d)經常性僱用員工人數：33.一般及文書事務人員	discrete	numeric-3.0	101	3034	-
35	b1_34	二、減少僱用(d)經常性僱用員工人數：34.顧客服務事務人員	discrete	numeric-2.0	101	3034	-
36	b1_35	二、減少僱用(d)經常性僱用員工人數：35.會計、生產、運輸事務人員	discrete	numeric-2.0	101	3034	-
37	b1_36	二、減少僱用(d)經常性僱用員工人數：36.人事	discrete	numeric-2.0	101	3034	-
38	b1_37	二、減少僱用(d)經常性僱用員工人數：37.其他事務支援人員	discrete	numeric-2.0	101	3034	-
39	b1_38	二、減少僱用(d)經常性僱用員工人數：38.車、船、機上服務人員	discrete	numeric-2.0	101	3034	-
40	b1_39	二、減少僱用(d)經常性僱用員工人數：39.導遊及領隊	discrete	numeric-2.0	101	3034	-
41	b1_40	二、減少僱用(d)經常性僱用員工人數：40.廚師	discrete	numeric-2.0	101	3034	-
42	b1_41	二、減少僱用(d)經常性僱用員工人數：41.餐飲服務員	discrete	numeric-2.0	101	3034	-
43	b1_42	二、減少僱用(d)經常性僱用員工人數：42.商店銷售有關人員及展售說明人員	discrete	numeric-2.0	101	3034	-
44	b1_43	二、減少僱用(d)經常性僱用員工人數：43.電話及網路行銷人員	discrete	numeric-2.0	101	3034	-
45	b1_44	二、減少僱用(d)經常性僱用員工人數：44.健康照顧人員、陪病人員	discrete	numeric-2.0	101	3034	-
46	b1_45	二、減少僱用(d)經常性僱用員工人數：45.保全(含建築物管理員)	discrete	numeric-2.0	101	3034	-
47	b1_46	二、減少僱用(d)經常性僱用員工人數：46.其他服務及銷售工作人員	discrete	numeric-3.0	101	3034	-
48	b1_47	二、減少僱用(d)經常性僱用員工人數：47.營建及有關工作人員	discrete	numeric-2.0	101	3034	-

#	Name	Label	Type	Format	Valid	Invalid	Question
49	b1_48	二、減少僱用(d)經常性僱用員工人數：48.品質檢查人員	discrete	numeric-2.0	101	3034	-
50	b1_49	二、減少僱用(d)經常性僱用員工人數：49.維修技術類工作人員	discrete	numeric-3.0	101	3034	-
51	b1_50	二、減少僱用(d)經常性僱用員工人數：50.操作技術類工作人員	discrete	numeric-3.0	101	3034	-
52	b1_51	二、減少僱用(d)經常性僱用員工人數：51.組裝人員	discrete	numeric-3.0	101	3034	-
53	b1_52	二、減少僱用(d)經常性僱用員工人數：52.駕駛及移運設備操作人員	discrete	numeric-2.0	101	3034	-
54	b1_53	二、減少僱用(d)經常性僱用員工人數：53.其他技藝、機械設備操作及組裝人員	discrete	numeric-2.0	101	3034	-
55	b1_54	二、減少僱用(d)經常性僱用員工人數：54.清潔工	discrete	numeric-2.0	101	3034	-
56	b1_55	二、減少僱用(d)經常性僱用員工人數：55.勞力工	discrete	numeric-3.0	101	3034	-
57	b1_56	二、減少僱用(d)經常性僱用員工人數：56.其他基層技術工及勞力工	discrete	numeric-2.0	101	3034	-
58	b2_0	二、減少僱用(e)臨時或季節性員工人數：主管及經理人員	discrete	numeric-2.0	101	3034	-
59	b2_1	二、減少僱用(e)臨時或季節性員工人數：01.生產管理、品質管制工程師	discrete	numeric-2.0	101	3034	-
60	b2_2	二、減少僱用(e)臨時或季節性員工人數：02.製程工程師	discrete	numeric-2.0	101	3034	-
61	b2_3	二、減少僱用(e)臨時或季節性員工人數：03.環衛工程師	discrete	numeric-2.0	101	3034	-
62	b2_4	二、減少僱用(e)臨時或季節性員工人數：04.機械、化工、紡織、食品等工程師及研發人員	discrete	numeric-2.0	101	3034	-
63	b2_5	二、減少僱用(e)臨時或季節性員工人數：05.電科技工程師	discrete	numeric-2.0	101	3034	-
64	b2_6	二、減少僱用(e)臨時或季節性員工人數：06.營建、製圖、測量等專業人員	discrete	numeric-2.0	101	3034	-
65	b2_7	二、減少僱用(e)臨時或季節性員工人數：07.設計專業人員	discrete	numeric-2.0	101	3034	-
66	b2_8	二、減少僱用(e)臨時或季節性員工人數：08.醫療保健專業人員	discrete	numeric-2.0	101	3034	-

#	Name	Label	Type	Format	Valid	Invalid	Question
67	b2_9	二、減少僱用(e)臨時或季節性員工人數：09.會計專業人員	discrete	numeric-2.0	101	3034	-
68	b2_10	二、減少僱用(e)臨時或季節性員工人數：10.財務、保險、金融、投資等專業人員	discrete	numeric-2.0	101	3034	-
69	b2_11	二、減少僱用(e)臨時或季節性員工人數：11.人力資源專業人員	discrete	numeric-2.0	101	3034	-
70	b2_12	二、減少僱用(e)臨時或季節性員工人數：12.企劃、行銷、公關等專業人員	discrete	numeric-2.0	101	3034	-
71	b2_13	二、減少僱用(e)臨時或季節性員工人數：13.軟體、程式、網路、系統、資料庫等資訊專業人員	discrete	numeric-2.0	101	3034	-
72	b2_14	二、減少僱用(e)臨時或季節性員工人數：14.法務專業人員	discrete	numeric-2.0	101	3034	-
73	b2_15	二、減少僱用(e)臨時或季節性員工人數：15.其他專業人員	discrete	numeric-2.0	101	3034	-
74	b2_16	二、減少僱用(e)臨時或季節性員工人數：16.營建工程、製圖技術員	discrete	numeric-2.0	101	3034	-
75	b2_17	二、減少僱用(e)臨時或季節性員工人數：17.電機、電子工程技術員	discrete	numeric-2.0	101	3034	-
76	b2_18	二、減少僱用(e)臨時或季節性員工人數：18.機械、化工、紡織、食品等技術員	discrete	numeric-2.0	101	3034	-
77	b2_19	二、減少僱用(e)臨時或季節性員工人數：19.生產管理技術員、品質管制技術員	discrete	numeric-2.0	101	3034	-
78	b2_20	二、減少僱用(e)臨時或季節性員工人數：20.製程控制技術員	discrete	numeric-2.0	101	3034	-
79	b2_21	二、減少僱用(e)臨時或季節性員工人數：21.製造、營造監督人員	discrete	numeric-2.0	101	3034	-
80	b2_22	二、減少僱用(e)臨時或季節性員工人數：22.醫療保健助理專業人員	discrete	numeric-2.0	101	3034	-
81	b2_23	二、減少僱用(e)臨時或季節性員工人數：23.環衛類技術員(含勞工安全類技術人員)	discrete	numeric-2.0	101	3034	-
82	b2_24	二、減少僱用(e)臨時或季節性員工人數：24.財務、金融等助理人員	discrete	numeric-2.0	101	3034	-
83	b2_25	二、減少僱用(e)臨時或季節性員工人數：25.會計助理人員	discrete	numeric-2.0	101	3034	-

#	Name	Label	Type	Format	Valid	Invalid	Question
84	b2_26	二、減少僱用(e)臨時或季節性員工人數：26.業務銷售、貿易助理專業人員	discrete	numeric-2.0	101	3034	-
85	b2_27	二、減少僱用(e)臨時或季節性員工人數：27.採購員	discrete	numeric-2.0	101	3034	-
86	b2_28	二、減少僱用(e)臨時或季節性員工人數：28.人力資源助理專業人員	discrete	numeric-2.0	101	3034	-
87	b2_29	二、減少僱用(e)臨時或季節性員工人數：29.不動產經紀人	discrete	numeric-2.0	101	3034	-
88	b2_30	二、減少僱用(e)臨時或季節性員工人數：30.法務助理人員	discrete	numeric-2.0	101	3034	-
89	b2_31	二、減少僱用(e)臨時或季節性員工人數：31.資訊及通訊傳播技術員	discrete	numeric-2.0	101	3034	-
90	b2_32	二、減少僱用(e)臨時或季節性員工人數：32.其他技術員及助理專業人員	discrete	numeric-2.0	101	3034	-
91	b2_33	二、減少僱用(e)臨時或季節性員工人數：33.一般及文書事務人員	discrete	numeric-2.0	101	3034	-
92	b2_34	二、減少僱用(e)臨時或季節性員工人數：34.顧客服務事務人員	discrete	numeric-2.0	101	3034	-
93	b2_35	二、減少僱用(e)臨時或季節性員工人數：35.會計、生產、運輸事務人員	discrete	numeric-2.0	101	3034	-
94	b2_36	二、減少僱用(e)臨時或季節性員工人數：36.人事	discrete	numeric-2.0	101	3034	-
95	b2_37	二、減少僱用(e)臨時或季節性員工人數：37.其他事務支援人員	discrete	numeric-2.0	101	3034	-
96	b2_38	二、減少僱用(e)臨時或季節性員工人數：38.車、船、機上服務人員	discrete	numeric-2.0	101	3034	-
97	b2_39	二、減少僱用(e)臨時或季節性員工人數：39.導遊及領隊	discrete	numeric-2.0	101	3034	-
98	b2_40	二、減少僱用(e)臨時或季節性員工人數：40.廚師	discrete	numeric-2.0	101	3034	-
99	b2_41	二、減少僱用(e)臨時或季節性員工人數：41.餐飲服務員	discrete	numeric-2.0	101	3034	-
100	b2_42	二、減少僱用(e)臨時或季節性員工人數：42.商店銷售有關人員及展售說明人員	discrete	numeric-3.0	101	3034	-
101	b2_43	二、減少僱用(e)臨時或季節性員工人數：43.電話及網路行銷人員	discrete	numeric-2.0	101	3034	-
102	b2_44	二、減少僱用(e)臨時或季節性員工人數：44.健康照顧人員、陪病人員	discrete	numeric-2.0	101	3034	-

#	Name	Label	Type	Format	Valid	Invalid	Question
103	b2_45	二、減少僱用(e)臨時或季節性員工人數：45.保全(含建築物管理員)	discrete	numeric-2.0	101	3034	-
104	b2_46	二、減少僱用(e)臨時或季節性員工人數：46.其他服務及銷售工作人員	discrete	numeric-2.0	101	3034	-
105	b2_47	二、減少僱用(e)臨時或季節性員工人數：47.營建及有關工作人員	discrete	numeric-2.0	101	3034	-
106	b2_48	二、減少僱用(e)臨時或季節性員工人數：48.品質檢查人員	discrete	numeric-2.0	101	3034	-
107	b2_49	二、減少僱用(e)臨時或季節性員工人數：49.維修技術類工作人員	discrete	numeric-3.0	101	3034	-
108	b2_50	二、減少僱用(e)臨時或季節性員工人數：50.操作技術類工作人員	discrete	numeric-3.0	101	3034	-
109	b2_51	二、減少僱用(e)臨時或季節性員工人數：51.組裝人員	discrete	numeric-2.0	101	3034	-
110	b2_52	二、減少僱用(e)臨時或季節性員工人數：52.駕駛及移運設備操作人員	discrete	numeric-2.0	101	3034	-
111	b2_53	二、減少僱用(e)臨時或季節性員工人數：53.其他技藝、機械設備操作及組裝人員	discrete	numeric-2.0	101	3034	-
112	b2_54	二、減少僱用(e)臨時或季節性員工人數：54.清潔工	discrete	numeric-2.0	101	3034	-
113	b2_55	二、減少僱用(e)臨時或季節性員工人數：55.勞力工	discrete	numeric-3.0	101	3034	-
114	b2_56	二、減少僱用(e)臨時或季節性員工人數：56.其他基層技術工及勞力工	discrete	numeric-2.0	101	3034	-
115	b3_0	二、減少僱用(e1)部分工時員工人數：主管及經理人員	discrete	numeric-2.0	101	3034	-
116	b3_1	二、減少僱用(e1)部分工時員工人數：01.生產管理、品質管制工程師	discrete	numeric-2.0	101	3034	-
117	b3_2	二、減少僱用(e1)部分工時員工人數：02.製程工程師	discrete	numeric-2.0	101	3034	-
118	b3_3	二、減少僱用(e1)部分工時員工人數：03.環衛工程師	discrete	numeric-2.0	101	3034	-
119	b3_4	二、減少僱用(e1)部分工時員工人數：04.機械、化工、紡織、食品等工程師及研發人員	discrete	numeric-2.0	101	3034	-
120	b3_5	二、減少僱用(e1)部分工時員工人數：05.電科技工程師	discrete	numeric-2.0	101	3034	-
121	b3_6	二、減少僱用(e1)部分工時員工人數：06.營建、製圖、測量等專業人員	discrete	numeric-2.0	101	3034	-

#	Name	Label	Type	Format	Valid	Invalid	Question
122	b3_7	二、減少僱用(e1)部分工時 員工人數：07.設計專業人員	discrete	numeric-2.0	101	3034	-
123	b3_8	二、減少僱用(e1)部分工時 員工人數：08.醫療保健專業人員	discrete	numeric-2.0	101	3034	-
124	b3_9	二、減少僱用(e1)部分工時 員工人數：09.會計專業人員	discrete	numeric-2.0	101	3034	-
125	b3_10	二、減少僱用(e1)部分工 時員工人數：10.財務、保 險、金融、投資等專業人員	discrete	numeric-2.0	101	3034	-
126	b3_11	二、減少僱用(e1)部分工時 員工人數：11.人力資源專 業人員	discrete	numeric-2.0	101	3034	-
127	b3_12	二、減少僱用(e1)部分工 時員工人數：12.企劃、行 銷、公關等專業人員	discrete	numeric-2.0	101	3034	-
128	b3_13	二、減少僱用(e1)部分工 時員工人數：13.軟體、程 式、網路、系統、資料庫 等資訊專業人員	discrete	numeric-2.0	101	3034	-
129	b3_14	二、減少僱用(e1)部分工時 員工人數：14.法務專業人 員	discrete	numeric-2.0	101	3034	-
130	b3_15	二、減少僱用(e1)部分工時 員工人數：15.其他專業人 員	discrete	numeric-2.0	101	3034	-
131	b3_16	二、減少僱用(e1)部分工時 員工人數：16.營建工程、 製圖技術員	discrete	numeric-2.0	101	3034	-
132	b3_17	二、減少僱用(e1)部分工時 員工人數：17.電機、電子 工程技術員	discrete	numeric-2.0	101	3034	-
133	b3_18	二、減少僱用(e1)部分工 時員工人數：18.機械、化 工、紡織、食品等技術員	discrete	numeric-2.0	101	3034	-
134	b3_19	二、減少僱用(e1)部分工時 員工人數：19.生產管理技 術員、品質管制技術員	discrete	numeric-2.0	101	3034	-
135	b3_20	二、減少僱用(e1)部分工時 員工人數：20.製程控制技 術員	discrete	numeric-2.0	101	3034	-
136	b3_21	二、減少僱用(e1)部分工時 員工人數：21.製造、營造 監督人員	discrete	numeric-2.0	101	3034	-
137	b3_22	二、減少僱用(e1)部分工時 員工人數：22.醫療保健助 理專業人員	discrete	numeric-2.0	101	3034	-
138	b3_23	二、減少僱用(e1)部分工 時員工人數：23.環衛類技 術員(含勞工安全類技術人 員)	discrete	numeric-2.0	101	3034	-

#	Name	Label	Type	Format	Valid	Invalid	Question
139	b3_24	二、減少僱用(e1)部分工時 員工人數：24.財務、金融 等助理人員	discrete	numeric-2.0	101	3034	-
140	b3_25	二、減少僱用(e1)部分工時 員工人數：25.會計助理人 員	discrete	numeric-2.0	101	3034	-
141	b3_26	二、減少僱用(e1)部分工時 員工人數：26.業務銷售、 貿易助理專業人員	discrete	numeric-2.0	101	3034	-
142	b3_27	二、減少僱用(e1)部分工時 員工人數：27.採購員	discrete	numeric-2.0	101	3034	-
143	b3_28	二、減少僱用(e1)部分工時 員工人數：28.人力資源助 理專業人員	discrete	numeric-2.0	101	3034	-
144	b3_29	二、減少僱用(e1)部分工時 員工人數：29.不動產經紀 人	discrete	numeric-2.0	101	3034	-
145	b3_30	二、減少僱用(e1)部分工時 員工人數：30.法務助理人 員	discrete	numeric-2.0	101	3034	-
146	b3_31	二、減少僱用(e1)部分工時 員工人數：31.資訊及通訊 傳播技術員	discrete	numeric-2.0	101	3034	-
147	b3_32	二、減少僱用(e1)部分工時 員工人數：32.其他技術員 及助理專業人員	discrete	numeric-2.0	101	3034	-
148	b3_33	二、減少僱用(e1)部分工時 員工人數：33.一般及文書 事務人員	discrete	numeric-2.0	101	3034	-
149	b3_34	二、減少僱用(e1)部分工時 員工人數：34.顧客服務事 務人員	discrete	numeric-2.0	101	3034	-
150	b3_35	二、減少僱用(e1)部分工 時員工人數：35.會計、生 產、運輸事務人員	discrete	numeric-2.0	101	3034	-
151	b3_36	二、減少僱用(e1)部分工時 員工人數：36.人事	discrete	numeric-2.0	101	3034	-
152	b3_37	二、減少僱用(e1)部分工時 員工人數：37.其他事務支 援人員	discrete	numeric-2.0	101	3034	-
153	b3_38	二、減少僱用(e1)部分工時 員工人數：38.車、船、機 上服務人員	discrete	numeric-2.0	101	3034	-
154	b3_39	二、減少僱用(e1)部分工時 員工人數：39.導遊及領隊	discrete	numeric-2.0	101	3034	-
155	b3_40	二、減少僱用(e1)部分工時 員工人數：40.廚師	discrete	numeric-2.0	101	3034	-
156	b3_41	二、減少僱用(e1)部分工時 員工人數：41.餐飲服務員	discrete	numeric-2.0	101	3034	-
157	b3_42	二、減少僱用(e1)部分工時 員工人數：42.商店銷售有 關人員及展售說明人員	discrete	numeric-3.0	101	3034	-
158	b3_43	二、減少僱用(e1)部分工時 員工人數：43.電話及網路 行銷人員	discrete	numeric-2.0	101	3034	-

#	Name	Label	Type	Format	Valid	Invalid	Question
159	b3_44	二、減少僱用(e1)部分工時 員工人數：44.健康照顧人員、陪病人員	discrete	numeric-2.0	101	3034	-
160	b3_45	二、減少僱用(e1)部分工時 員工人數：45.保全(含建築物管理員)	discrete	numeric-2.0	101	3034	-
161	b3_46	二、減少僱用(e1)部分工時 員工人數：46.其他服務及銷售工作人員	discrete	numeric-2.0	101	3034	-
162	b3_47	二、減少僱用(e1)部分工時 員工人數：47.營建及有關工作人員	discrete	numeric-2.0	101	3034	-
163	b3_48	二、減少僱用(e1)部分工時 員工人數：48.品質檢查人員	discrete	numeric-2.0	101	3034	-
164	b3_49	二、減少僱用(e1)部分工時 員工人數：49.維修技術類工作人員	discrete	numeric-2.0	101	3034	-
165	b3_50	二、減少僱用(e1)部分工時 員工人數：50.操作技術類工作人員	discrete	numeric-2.0	101	3034	-
166	b3_51	二、減少僱用(e1)部分工時 員工人數：51.組裝人員	discrete	numeric-2.0	101	3034	-
167	b3_52	二、減少僱用(e1)部分工時 員工人數：52.駕駛及移運設備操作人員	discrete	numeric-2.0	101	3034	-
168	b3_53	二、減少僱用(e1)部分工時 員工人數：53.其他技藝、機械設備操作及組裝人員	discrete	numeric-2.0	101	3034	-
169	b3_54	二、減少僱用(e1)部分工時 員工人數：54.清潔工	discrete	numeric-2.0	101	3034	-
170	b3_55	二、減少僱用(e1)部分工時 員工人數：55.勞力工	discrete	numeric-3.0	101	3034	-
171	b3_56	二、減少僱用(e1)部分工時 員工人數：56.其他基層技術工及勞力工	discrete	numeric-2.0	101	3034	-
172	b4_0	二、減少運用(f)他公司派遣人力人數：主管及經理人員	discrete	numeric-2.0	101	3034	-
173	b4_1	二、減少運用(f)他公司派遣人力人數：01.生產管理、品質管制工程師	discrete	numeric-2.0	101	3034	-
174	b4_2	二、減少運用(f)他公司派遣人力人數：02.製程工程師	discrete	numeric-2.0	101	3034	-
175	b4_3	二、減少運用(f)他公司派遣人力人數：03.環衛工程師	discrete	numeric-2.0	101	3034	-
176	b4_4	二、減少運用(f)他公司派遣人力人數：04.機械、化工、紡織、食品等工程師及研發人員	discrete	numeric-2.0	101	3034	-
177	b4_5	二、減少運用(f)他公司派遣人力人數：05.電科技工程師	discrete	numeric-2.0	101	3034	-

#	Name	Label	Type	Format	Valid	Invalid	Question
178	b4_6	二、減少運用(f)他公司派遣人力人數：06.營建、製圖、測量等專業人員	discrete	numeric-2.0	101	3034	-
179	b4_7	二、減少運用(f)他公司派遣人力人數：07.設計專業人員	discrete	numeric-2.0	101	3034	-
180	b4_8	二、減少運用(f)他公司派遣人力人數：08.醫療保健專業人員	discrete	numeric-2.0	101	3034	-
181	b4_9	二、減少運用(f)他公司派遣人力人數：09.會計專業人員	discrete	numeric-2.0	101	3034	-
182	b4_10	二、減少運用(f)他公司派遣人力人數：10.財務、保險、金融、投資等專業人員	discrete	numeric-2.0	101	3034	-
183	b4_11	二、減少運用(f)他公司派遣人力人數：11.人力資源專業人員	discrete	numeric-2.0	101	3034	-
184	b4_12	二、減少運用(f)他公司派遣人力人數：12.企劃、行銷、公關等專業人員	discrete	numeric-2.0	101	3034	-
185	b4_13	二、減少運用(f)他公司派遣人力人數：13.軟體、程式、網路、系統、資料庫等資訊專業人員	discrete	numeric-2.0	101	3034	-
186	b4_14	二、減少運用(f)他公司派遣人力人數：14.法務專業人員	discrete	numeric-2.0	101	3034	-
187	b4_15	二、減少運用(f)他公司派遣人力人數：15.其他專業人員	discrete	numeric-2.0	101	3034	-
188	b4_16	二、減少運用(f)他公司派遣人力人數：16.營建工程、製圖技術員	discrete	numeric-2.0	101	3034	-
189	b4_17	二、減少運用(f)他公司派遣人力人數：17.電機、電子工程技術員	discrete	numeric-2.0	101	3034	-
190	b4_18	二、減少運用(f)他公司派遣人力人數：18.機械、化工、紡織、食品等技術員	discrete	numeric-2.0	101	3034	-
191	b4_19	二、減少運用(f)他公司派遣人力人數：19.生產管理技術員、品質管制技術員	discrete	numeric-2.0	101	3034	-
192	b4_20	二、減少運用(f)他公司派遣人力人數：20.製程控制技術員	discrete	numeric-2.0	101	3034	-
193	b4_21	二、減少運用(f)他公司派遣人力人數：21.製造、營造監督人員	discrete	numeric-2.0	101	3034	-
194	b4_22	二、減少運用(f)他公司派遣人力人數：22.醫療保健助理專業人員	discrete	numeric-2.0	101	3034	-
195	b4_23	二、減少運用(f)他公司派遣人力人數：23.環衛類技	discrete	numeric-2.0	101	3034	-

#	Name	Label	Type	Format	Valid	Invalid	Question
		術員(含勞工安全類技術人員)					
196	b4_24	二、減少運用(f)他公司派遣人力人數：24.財務、金融等助理人員	discrete	numeric-2.0	101	3034	-
197	b4_25	二、減少運用(f)他公司派遣人力人數：25.會計助理人員	discrete	numeric-2.0	101	3034	-
198	b4_26	二、減少運用(f)他公司派遣人力人數：26.業務銷售、貿易助理專業人員	discrete	numeric-2.0	101	3034	-
199	b4_27	二、減少運用(f)他公司派遣人力人數：27.採購員	discrete	numeric-2.0	101	3034	-
200	b4_28	二、減少運用(f)他公司派遣人力人數：28.人力資源助理專業人員	discrete	numeric-2.0	101	3034	-
201	b4_29	二、減少運用(f)他公司派遣人力人數：29.不動產經紀人	discrete	numeric-2.0	101	3034	-
202	b4_30	二、減少運用(f)他公司派遣人力人數：30.法務助理人員	discrete	numeric-2.0	101	3034	-
203	b4_31	二、減少運用(f)他公司派遣人力人數：31.資訊及通訊傳播技術員	discrete	numeric-2.0	101	3034	-
204	b4_32	二、減少運用(f)他公司派遣人力人數：32.其他技術員及助理專業人員	discrete	numeric-2.0	101	3034	-
205	b4_33	二、減少運用(f)他公司派遣人力人數：33.一般及文書事務人員	discrete	numeric-2.0	101	3034	-
206	b4_34	二、減少運用(f)他公司派遣人力人數：34.顧客服務事務人員	discrete	numeric-2.0	101	3034	-
207	b4_35	二、減少運用(f)他公司派遣人力人數：35.會計、生產、運輸事務人員	discrete	numeric-2.0	101	3034	-
208	b4_36	二、減少運用(f)他公司派遣人力人數：36.人事	discrete	numeric-2.0	101	3034	-
209	b4_37	二、減少運用(f)他公司派遣人力人數：37.其他事務支援人員	discrete	numeric-2.0	101	3034	-
210	b4_38	二、減少運用(f)他公司派遣人力人數：38.車、船、機上服務人員	discrete	numeric-2.0	101	3034	-
211	b4_39	二、減少運用(f)他公司派遣人力人數：39.導遊及領隊	discrete	numeric-2.0	101	3034	-
212	b4_40	二、減少運用(f)他公司派遣人力人數：40.廚師	discrete	numeric-2.0	101	3034	-
213	b4_41	二、減少運用(f)他公司派遣人力人數：41.餐飲服務員	discrete	numeric-2.0	101	3034	-

#	Name	Label	Type	Format	Valid	Invalid	Question
214	b4_42	二、減少運用(f)他公司派遣人力人數：42.商店銷售有關人員及展售說明人員	discrete	numeric-2.0	101	3034	-
215	b4_43	二、減少運用(f)他公司派遣人力人數：43.電話及網路行銷人員	discrete	numeric-2.0	101	3034	-
216	b4_44	二、減少運用(f)他公司派遣人力人數：44.健康照顧人員、陪病人員	discrete	numeric-2.0	101	3034	-
217	b4_45	二、減少運用(f)他公司派遣人力人數：45.保全(含建築物管理員)	discrete	numeric-2.0	101	3034	-
218	b4_46	二、減少運用(f)他公司派遣人力人數：46.其他服務及銷售工作人員	discrete	numeric-2.0	101	3034	-
219	b4_47	二、減少運用(f)他公司派遣人力人數：47.營建及有關工作人員	discrete	numeric-2.0	101	3034	-
220	b4_48	二、減少運用(f)他公司派遣人力人數：48.品質檢查人員	discrete	numeric-2.0	101	3034	-
221	b4_49	二、減少運用(f)他公司派遣人力人數：49.維修技術類工作人員	discrete	numeric-2.0	101	3034	-
222	b4_50	二、減少運用(f)他公司派遣人力人數：50.操作技術類工作人員	discrete	numeric-2.0	101	3034	-
223	b4_51	二、減少運用(f)他公司派遣人力人數：51.組裝人員	discrete	numeric-2.0	101	3034	-
224	b4_52	二、減少運用(f)他公司派遣人力人數：52.駕駛及移運設備操作人員	discrete	numeric-2.0	101	3034	-
225	b4_53	二、減少運用(f)他公司派遣人力人數：53.其他技藝、機械設備操作及組裝人員	discrete	numeric-2.0	101	3034	-
226	b4_54	二、減少運用(f)他公司派遣人力人數：54.清潔工	discrete	numeric-2.0	101	3034	-
227	b4_55	二、減少運用(f)他公司派遣人力人數：55.勞力工	discrete	numeric-2.0	101	3034	-
228	b4_56	二、減少運用(f)他公司派遣人力人數：56.其他基層技術工及勞力工	discrete	numeric-2.0	101	3034	-

Variables Description

Dataset contains 637 variable(s)

File : data108s04

id: 樣本編號

Information [Type= continuous] [Format=numeric] [Range= 8410001-8426208] [Missing=*]

Statistics [NW/ W] [Valid=3135 /-] [Invalid=0 /-] [Mean=8416778.311 /-] [StdDev=6349.385 /-]

ind: 行業別(大類)

Information [Type= discrete] [Format=numeric] [Range= 1-14] [Missing=*]

Statistics [NW/ W] [Valid=3135 /-] [Invalid=0 /-]

Value	Label	Cases	Percentage
1	製造業	1472	47.0%
3	營建工程業	133	4.2%
4	批發及零售業	447	14.3%
5	運輸及倉儲業	125	4.0%
6	住宿及餐飲業	162	5.2%
7	出版、影音製作、傳播及資訊服務業	145	4.6%
8	金融及保險業	151	4.8%
9	不動產業	31	1.0%
10	專業、科學及技術服務業	118	3.8%
11	支援服務業	200	6.4%
12	醫療保健及社會工作服務業	91	2.9%
13	藝術、娛樂及休閒服務業	37	1.2%
14	其他服務業	23	0.7%

Warning: these figures indicate the number of cases found in the data file. They cannot be interpreted as summary statistics of the population of interest.

industry: 行業別(中類)

Information [Type= continuous] [Format=numeric] [Range= 8-96] [Missing=*]

Statistics [NW/ W] [Valid=3135 /-] [Invalid=0 /-]

Value	Label	Cases	Percentage
8	食品及飼品製造業	100	3.2%
9	飲料製造業	11	0.4%
11	紡織業	61	1.9%
12	成衣及服飾品製造業	30	1.0%
13	皮革、毛皮及其製品製造業	18	0.6%
14	木竹製品製造業	11	0.4%
15	紙漿、紙及紙製品製造業	27	0.9%
16	印刷及資料儲存媒體複製業	22	0.7%
17	石油及煤製品製造業	10	0.3%
18	化學原材料、肥料、氮化合物、塑膠原料及人造纖維製造業	33	1.1%
19	其他化學製品製造業	37	1.2%
20	藥品及醫用化學製品製造業	21	0.7%
21	橡膠製品製造業	29	0.9%
22	塑膠製品製造業	97	3.1%
23	非金屬礦物製品製造業	44	1.4%
24	基本金屬製造業	56	1.8%
25	金屬製品製造業	242	7.7%
26	電子零組件製造業	133	4.2%
27	電腦、電子產品及光學製品製造業	77	2.5%

File : data108s04

industry: 行業別(中類)

Value	Label	Cases	Percentage
28	電力設備及配備製造業	78	2.5%
29	機械設備製造業	150	4.8%
30	汽車及其零件製造業	52	1.7%
31	其他運輸工具及其零件製造業	37	1.2%
32	家具製造業	25	0.8%
33	其他製造業	52	1.7%
34	產業用機械設備維修及安裝業	19	0.6%
41	建築工程業	24	0.8%
42	土木工程業	33	1.1%
43	專門營造業	76	2.4%
45	批發業	267	8.5%
47	零售業	180	5.7%
49	陸上運輸業	38	1.2%
50	水上運輸業	14	0.4%
51	航空運輸業	12	0.4%
52	運輸輔助業	35	1.1%
53	倉儲業	10	0.3%
54	郵政及快遞業	16	0.5%
55	住宿業	51	1.6%
56	餐飲業	111	3.5%
58	出版業	21	0.7%
59	影片及電視節目業;聲音錄製及音樂發行業	15	0.5%
60	廣播、電視節目編排及傳播業	9	0.3%
61	電信業	20	0.6%
62	電腦程式設計、諮詢及相關服務業	59	1.9%
63	資訊服務業	21	0.7%
64	金融服務業	104	3.3%
65	保險業	16	0.5%
66	證券期貨及金融輔助業	31	1.0%
67	不動產開發業	15	0.5%
68	不動產經營及相關服務業	16	0.5%
69	法律及會計服務業	21	0.7%
70	企業總管理機構及管理顧問業	8	0.3%
71	建築、工程服務及技術檢測、分析服務業	39	1.2%
72	研究發展服務業	18	0.6%
73	廣告業及市場研究業	16	0.5%
74	專門設計業	8	0.3%
75	獸醫業	1	0.0%
76	其他專業、科學及技術服務業	7	0.2%
77	租賃業	13	0.4%
78	人力仲介及供應業	52	1.7%
79	旅行及相關服務業	19	0.6%
80	保全及偵探業	47	1.5%

File : data108s04

industry: 行業別(中類)

Value	Label	Cases	Percentage
81	建築物及綠化服務業	55	1.8%
82	行政支援服務業	14	0.4%
86	醫療保健業	79	2.5%
87	居住型照顧服務業	12	0.4%
93	運動、娛樂及休閒服務業	37	1.2%
95	個人及家庭用品維修業	8	0.3%
96	未分類其他服務業	15	0.5%

Warning: these figures indicate the number of cases found in the data file. They cannot be interpreted as summary statistics of the population of interest.

scale: 員工規模別

Information	[Type= discrete] [Format=numeric] [Range= 1-4] [Missing=*]
Statistics [NW/ W]	[Valid=3135 /-] [Invalid=0 /-]

Value	Label	Cases	Percentage
1	30~99人	2123	67.7%
2	100~199人	440	14.0%
3	200~499人	322	10.3%
4	500人以上	250	8.0%

Warning: these figures indicate the number of cases found in the data file. They cannot be interpreted as summary statistics of the population of interest.

w: 權數

Information	[Type= continuous] [Format=numeric] [Range= 1-53] [Missing=*]
Statistics [NW/ W]	[Valid=3135 /-] [Invalid=0 /-] [Mean=10.306 /-] [StdDev=4.212 /-]

w_change: 推估後淨增減僱(運)用人數

Information	[Type= continuous] [Format=numeric] [Range= -300-490] [Missing=*]
Statistics [NW/ W]	[Valid=3135 /-] [Invalid=0 /-] [Mean=11.498 /-] [StdDev=38.718 /-]

w_often: 推估後淨經常性僱用員工人數

Information	[Type= continuous] [Format=numeric] [Range= -300-350] [Missing=*]
Statistics [NW/ W]	[Valid=3135 /-] [Invalid=0 /-] [Mean=9.967 /-] [StdDev=34.32 /-]

w_temp: 推估後淨臨時或季節性員工人數

Information	[Type= continuous] [Format=numeric] [Range= -280-200] [Missing=*]
Statistics [NW/ W]	[Valid=3135 /-] [Invalid=0 /-] [Mean=1.128 /-] [StdDev=11.879 /-]

w_part: 推估後淨部分工時員工人數

Information	[Type= continuous] [Format=numeric] [Range= -67-135] [Missing=*]
Statistics [NW/ W]	[Valid=3135 /-] [Invalid=0 /-] [Mean=1.03 /-] [StdDev=8.744 /-]

w_cont: 推估後淨派遣人力人數

Information	[Type= continuous] [Format=numeric] [Range= -55-350] [Missing=*]
Statistics [NW/ W]	[Valid=3135 /-] [Invalid=0 /-] [Mean=0.403 /-] [StdDev=9.693 /-]

change: 淨增減僱(運)用人數

Information	[Type= continuous] [Format=numeric] [Range= -84-118] [Missing=*]
Statistics [NW/ W]	[Valid=3135 /-] [Invalid=0 /-] [Mean=2.02 /-] [StdDev=8.892 /-]

File : data108s04

often: 淨經常性僱用員工人數

Information [Type= continuous] [Format=numeric] [Range= -55-118] [Missing=*]

Statistics [NW/ W] [Valid=3135 /-] [Invalid=0 /-] [Mean=1.609 /-] [StdDev=7.32 /-]

temp: 淨臨時或季節性員工人數

Information [Type= continuous] [Format=numeric] [Range= -84-100] [Missing=*]

Statistics [NW/ W] [Valid=3135 /-] [Invalid=0 /-] [Mean=0.359 /-] [StdDev=4.46 /-]

part: 淨部分工時員工人數

Information [Type= continuous] [Format=numeric] [Range= -67-100] [Missing=*]

Statistics [NW/ W] [Valid=3135 /-] [Invalid=0 /-] [Mean=0.26 /-] [StdDev=3.329 /-]

cont: 淨派遣人力人數

Information [Type= continuous] [Format=numeric] [Range= -5-50] [Missing=*]

Statistics [NW/ W] [Valid=3135 /-] [Invalid=0 /-] [Mean=0.052 /-] [StdDev=1.319 /-]

q2_1: 二、貴公司109年1月底各職類人力預計較108年10月底增減情形：增加僱(運)用

Information [Type= discrete] [Format=numeric] [Range= 0-1] [Missing=*]

Statistics [NW/ W] [Valid=3135 /-] [Invalid=0 /-]

Value	Label	Cases	Percentage
0	無選擇	2383	76.0%
1	有選擇	752	24.0%

Warning: these figures indicate the number of cases found in the data file. They cannot be interpreted as summary statistics of the population of interest.

q2_1_1: 二、貴公司109年1月底各職類人力預計較108年10月底增減情形：增加僱(運)用總計人數

Information [Type= continuous] [Format=numeric] [Range= 0-118] [Missing=*]

Statistics [NW/ W] [Valid=847 /-] [Invalid=2288 /-] [Mean=8.46 /-] [StdDev=14.407 /-]

q2_2: 二、貴公司109年1月底各職類人力預計較108年10月底增減情形：減少僱(運)用

Information [Type= discrete] [Format=numeric] [Range= 0-1] [Missing=*]

Statistics [NW/ W] [Valid=3135 /-] [Invalid=0 /-]

Value	Label	Cases	Percentage
0	無選擇	3034	96.8%
1	有選擇	101	3.2%

Warning: these figures indicate the number of cases found in the data file. They cannot be interpreted as summary statistics of the population of interest.

q2_2_1: 二、貴公司109年1月底各職類人力預計較108年10月底增減情形：減少僱(運)用總計人數

Information [Type= discrete] [Format=numeric] [Range= 0-84] [Missing=*]

Statistics [NW/ W] [Valid=847 /-] [Invalid=2288 /-]

Value	Label	Cases	Percentage
0		746	88.1%
1		15	1.8%
2		26	3.1%
3		13	1.5%
4		6	0.7%
5		7	0.8%
6		6	0.7%

File : data108s04

q2_2_1: 二、貴公司109年1月底各職類人力預計較108年10月底增減情形：減少僱(運)用總計人數

Value	Label	Cases	Percentage
7		2	0.2%
10		9	1.1%
12		1	0.1%
15		2	0.2%
18		1	0.1%
20		5	0.6%
22		1	0.1%
25		1	0.1%
30		1	0.1%
50		2	0.2%
52		1	0.1%
55		1	0.1%
84		1	0.1%
Sysmiss		2288	

Warning: these figures indicate the number of cases found in the data file. They cannot be interpreted as summary statistics of the population of interest.

q2_3: 二、貴公司109年1月底各職類人力預計較108年10月底增減情形：不變

Information	[Type= discrete] [Format=numeric] [Range= 0-1] [Missing=*]
Statistics [NW/ W]	[Valid=3135 /-] [Invalid=0 /-]

Value	Label	Cases	Percentage
0	無選擇	994	31.7%
1	有選擇	2141	68.3%

Warning: these figures indicate the number of cases found in the data file. They cannot be interpreted as summary statistics of the population of interest.

q2_4: 二、貴公司109年1月底各職類人力預計較108年10月底增減情形：不確定、無法評估

Information	[Type= discrete] [Format=numeric] [Range= 0-1] [Missing=*]
Statistics [NW/ W]	[Valid=3135 /-] [Invalid=0 /-]

Value	Label	Cases	Percentage
0	無選擇	2988	95.3%
1	有選擇	147	4.7%

Warning: these figures indicate the number of cases found in the data file. They cannot be interpreted as summary statistics of the population of interest.

i_often: 二、總計各職類人力預計增加僱用人數：(a)經常性僱用員工

Information	[Type= continuous] [Format=numeric] [Range= 0-118] [Missing=*]
Statistics [NW/ W]	[Valid=3135 /-] [Invalid=0 /-] [Mean=1.816 /-] [StdDev=6.909 /-]

i_temp: 二、總計各職類人力預計增加僱用人數：(b)臨時或季節性員工

Information	[Type= discrete] [Format=numeric] [Range= 0-100] [Missing=*]
Statistics [NW/ W]	[Valid=3135 /-] [Invalid=0 /-]

Value	Label	Cases	Percentage
0		3038	96.9%
1		3	0.1%
2		8	0.3%
3		18	0.6%
4		7	0.2%

File : data108s04

i_temp: 二、總計各職類人力預計增加僱用人數：(b)臨時或季節性員工

Value	Label	Cases	Percentage
5		14	0.4%
6		1	0.0%
7		1	0.0%
8		2	0.1%
10		20	0.6%
15		2	0.1%
20		7	0.2%
30		6	0.2%
40		2	0.1%
50		2	0.1%
70		1	0.0%
100		3	0.1%

Warning: these figures indicate the number of cases found in the data file. They cannot be interpreted as summary statistics of the population of interest.

i_part: 二、總計各職類人力預計增加僱用人數：(b1)部分工時員工

Information	[Type= discrete] [Format=numeric] [Range= 0-100] [Missing=*]
Statistics [NW/ W]	[Valid=3135 /-] [Invalid=0 /-]

Value	Label	Cases	Percentage
0		3059	97.6%
1		2	0.1%
2		5	0.2%
3		15	0.5%
4		4	0.1%
5		11	0.4%
6		1	0.0%
7		1	0.0%
8		3	0.1%
10		17	0.5%
15		2	0.1%
20		5	0.2%
30		5	0.2%
40		2	0.1%
50		1	0.0%
70		1	0.0%
100		1	0.0%

Warning: these figures indicate the number of cases found in the data file. They cannot be interpreted as summary statistics of the population of interest.

i_cont: 二、總計各職類人力預計增加運用人數：(c)他公司派遣人力

Information	[Type= discrete] [Format=numeric] [Range= 0-50] [Missing=*]
Statistics [NW/ W]	[Valid=3135 /-] [Invalid=0 /-]

Value	Label	Cases	Percentage
0		3120	99.5%
1		2	0.1%
2		3	0.1%

File : data108s04

i_cont: 二、總計各職類人力預計增加運用人數：(c)他公司派遣人力

Value	Label	Cases	Percentage
5		5	0.2%
10		1	0.0%
16		1	0.0%
20		1	0.0%
45		1	0.0%
50		1	0.0%

Warning: these figures indicate the number of cases found in the data file. They cannot be interpreted as summary statistics of the population of interest.

d_often: 二、總計各職類人力預計減少僱用人數：(d)經常性僱用員工

Information	[Type= discrete] [Format=numeric] [Range= 0-55] [Missing=*]
Statistics [NW/ W]	[Valid=3135 /-] [Invalid=0 /-]

Value	Label	Cases	Percentage
0		3053	97.4%
1		14	0.4%
2		19	0.6%
3		10	0.3%
4		4	0.1%
5		6	0.2%
6		6	0.2%
7		2	0.1%
10		8	0.3%
12		1	0.0%
15		1	0.0%
18		1	0.0%
20		3	0.1%
22		1	0.0%
25		1	0.0%
30		1	0.0%
50		2	0.1%
52		1	0.0%
55		1	0.0%

Warning: these figures indicate the number of cases found in the data file. They cannot be interpreted as summary statistics of the population of interest.

d_temp: 二、總計各職類人力預計減少僱用人數：(e)臨時或季節性員工

Information	[Type= discrete] [Format=numeric] [Range= 0-84] [Missing=*]
Statistics [NW/ W]	[Valid=3135 /-] [Invalid=0 /-]

Value	Label	Cases	Percentage
0		3116	99.4%
1		3	0.1%
2		7	0.2%
3		3	0.1%
6		1	0.0%
9		1	0.0%
10		1	0.0%

File : data108s04

d_temp: 二、總計各職類人力預計減少僱用人數：(e)臨時或季節性員工

Value	Label	Cases	Percentage
20		2	0.1%
84		1	0.0%

Warning: these figures indicate the number of cases found in the data file. They cannot be interpreted as summary statistics of the population of interest.

d_part: 二、總計各職類人力預計減少僱用人數：(e1)部分工時員工

Information	[Type= discrete] [Format=numeric] [Range= 0-67] [Missing=*]
Statistics [NW/ W]	[Valid=3135 /-] [Invalid=0 /-]

Value	Label	Cases	Percentage
0		3127	99.7%
1		1	0.0%
2		4	0.1%
3		1	0.0%
20		1	0.0%
67		1	0.0%

Warning: these figures indicate the number of cases found in the data file. They cannot be interpreted as summary statistics of the population of interest.

d_cont: 二、總計各職類人力預計減少運用人數：(f)他公司派遣人力

Information	[Type= discrete] [Format=numeric] [Range= 0-5] [Missing=*]
Statistics [NW/ W]	[Valid=3135 /-] [Invalid=0 /-]

Value	Label	Cases	Percentage
0		3131	99.9%
2		3	0.1%
5		1	0.0%

Warning: these figures indicate the number of cases found in the data file. They cannot be interpreted as summary statistics of the population of interest.

i_manage: 二、增加僱(運)用人數：主管及經理人員

Information	[Type= discrete] [Format=numeric] [Range= 0-4] [Missing=*]
Statistics [NW/ W]	[Valid=3135 /-] [Invalid=0 /-]

Value	Label	Cases	Percentage
0		3125	99.7%
1		5	0.2%
2		2	0.1%
3		2	0.1%
4		1	0.0%

Warning: these figures indicate the number of cases found in the data file. They cannot be interpreted as summary statistics of the population of interest.

i_pro: 二、增加僱(運)用人數：專業人員

Information	[Type= discrete] [Format=numeric] [Range= 0-34] [Missing=*]
Statistics [NW/ W]	[Valid=3135 /-] [Invalid=0 /-]

Value	Label	Cases	Percentage
0		3023	96.4%
1		35	1.1%
2		25	0.8%
3		12	0.4%
4		6	0.2%

File : data108s04

i_pro: 二、增加僱(運)用人數：專業人員

Value	Label	Cases	Percentage
5		8	0.3%
7		3	0.1%
8		1	0.0%
9		3	0.1%
10		11	0.4%
12		1	0.0%
15		3	0.1%
20		1	0.0%
25		1	0.0%
28		1	0.0%
34		1	0.0%

Warning: these figures indicate the number of cases found in the data file. They cannot be interpreted as summary statistics of the population of interest.

i_tech: 二、增加僱(運)用人數：技術員及助理專業人員

Information	[Type= continuous] [Format=numeric] [Range= 0-100] [Missing=*]
Statistics [NW/ W]	[Valid=3135 /-] [Invalid=0 /-] [Mean=0.537 /-] [StdDev=3.548 /-]

i_work: 二、增加僱(運)用人數：事務支援人員

Information	[Type= discrete] [Format=numeric] [Range= 0-100] [Missing=*]
Statistics [NW/ W]	[Valid=3135 /-] [Invalid=0 /-]

Value	Label	Cases	Percentage
0		3029	96.6%
1		34	1.1%
2		27	0.9%
3		18	0.6%
4		4	0.1%
5		3	0.1%
6		4	0.1%
7		1	0.0%
8		1	0.0%
10		8	0.3%
14		1	0.0%
20		2	0.1%
50		2	0.1%
100		1	0.0%

Warning: these figures indicate the number of cases found in the data file. They cannot be interpreted as summary statistics of the population of interest.

i_serve: 二、增加僱(運)用人數：服務及銷售工作人員

Information	[Type= discrete] [Format=numeric] [Range= 0-100] [Missing=*]
Statistics [NW/ W]	[Valid=3135 /-] [Invalid=0 /-]

Value	Label	Cases	Percentage
0		2980	95.1%
1		10	0.3%
2		17	0.5%

File : data108s04

i_serve: 二、增加僱(運)用人數：服務及銷售工作人員

Value	Label	Cases	Percentage
3		24	0.8%
4		6	0.2%
5		29	0.9%
6		5	0.2%
7		4	0.1%
8		3	0.1%
10		25	0.8%
11		1	0.0%
12		1	0.0%
13		1	0.0%
15		3	0.1%
20		13	0.4%
22		1	0.0%
25		1	0.0%
30		3	0.1%
50		3	0.1%
60		1	0.0%
80		1	0.0%
85		1	0.0%
100		2	0.1%

Warning: these figures indicate the number of cases found in the data file. They cannot be interpreted as summary statistics of the population of interest.

i_skill: 二、增加僱(運)用人數：技藝、機械設備操作及組裝人員

Information [Type= continuous] [Format=numeric] [Range= 0-100] [Missing=*]

Statistics [NW/ W] [Valid=3135 /-] [Invalid=0 /-] [Mean=0.63 /-] [StdDev=3.72 /-]

i_basic: 二、增加僱(運)用人數：基層技術工及勞力工

Information [Type= discrete] [Format=numeric] [Range= 0-60] [Missing=*]

Statistics [NW/ W] [Valid=3135 /-] [Invalid=0 /-]

Value	Label	Cases	Percentage
0		3029	96.6%
1		16	0.5%
2		14	0.4%
3		15	0.5%
4		7	0.2%
5		19	0.6%
6		1	0.0%
8		2	0.1%
10		18	0.6%
12		1	0.0%
15		3	0.1%
20		4	0.1%
23		1	0.0%
25		1	0.0%

File : data108s04**# i_basic:** 二、增加僱(運)用人數：基層技術工及勞力工

Value	Label	Cases	Percentage
30		2	0.1%
38		1	0.0%
60		1	0.0%

Warning: these figures indicate the number of cases found in the data file. They cannot be interpreted as summary statistics of the population of interest.

d_manage: 二、減少僱(運)用人數：主管及經理人員

Information	[Type= discrete] [Format=numeric] [Range= 0-2] [Missing=*]
Statistics [NW/ W]	[Valid=3135 /-] [Invalid=0 /-]

Value	Label	Cases	Percentage
0		3131	99.9%
1		1	0.0%
2		3	0.1%

Warning: these figures indicate the number of cases found in the data file. They cannot be interpreted as summary statistics of the population of interest.

d_pro: 二、減少僱(運)用人數：專業人員

Information	[Type= discrete] [Format=numeric] [Range= 0-3] [Missing=*]
Statistics [NW/ W]	[Valid=3135 /-] [Invalid=0 /-]

Value	Label	Cases	Percentage
0		3132	99.9%
1		2	0.1%
3		1	0.0%

Warning: these figures indicate the number of cases found in the data file. They cannot be interpreted as summary statistics of the population of interest.

d_tech: 二、減少僱(運)用人數：技術員及助理專業人員

Information	[Type= discrete] [Format=numeric] [Range= 0-32] [Missing=*]
Statistics [NW/ W]	[Valid=3135 /-] [Invalid=0 /-]

Value	Label	Cases	Percentage
0		3115	99.4%
1		8	0.3%
2		4	0.1%
3		1	0.0%
5		2	0.1%
6		1	0.0%
7		1	0.0%
10		1	0.0%
17		1	0.0%
32		1	0.0%

Warning: these figures indicate the number of cases found in the data file. They cannot be interpreted as summary statistics of the population of interest.

d_work: 二、減少僱(運)用人數：事務支援人員

Information	[Type= discrete] [Format=numeric] [Range= 0-20] [Missing=*]
Statistics [NW/ W]	[Valid=3135 /-] [Invalid=0 /-]

Value	Label	Cases	Percentage
0		3117	99.4%
1		8	0.3%

File : data108s04

d_work: 二、減少僱(運)用人數：事務支援人員

Value	Label	Cases	Percentage
2		3	0.1%
3		1	0.0%
4		2	0.1%
5		2	0.1%
10		1	0.0%
20		1	0.0%

Warning: these figures indicate the number of cases found in the data file. They cannot be interpreted as summary statistics of the population of interest.

d_serve: 二、減少僱(運)用人數：服務及銷售工作人員

Information	[Type= discrete] [Format=numeric] [Range= 0-20] [Missing=*]
Statistics [NW/ W]	[Valid=3135 /-] [Invalid=0 /-]

Value	Label	Cases	Percentage
0		3119	99.5%
1		3	0.1%
2		4	0.1%
3		3	0.1%
4		1	0.0%
5		1	0.0%
7		2	0.1%
20		2	0.1%

Warning: these figures indicate the number of cases found in the data file. They cannot be interpreted as summary statistics of the population of interest.

d_skill: 二、減少僱(運)用人數：技藝、機械設備操作及組裝人員

Information	[Type= discrete] [Format=numeric] [Range= 0-50] [Missing=*]
Statistics [NW/ W]	[Valid=3135 /-] [Invalid=0 /-]

Value	Label	Cases	Percentage
0		3086	98.4%
1		10	0.3%
2		8	0.3%
3		7	0.2%
4		1	0.0%
5		4	0.1%
6		3	0.1%
7		2	0.1%
10		5	0.2%
12		2	0.1%
15		1	0.0%
20		2	0.1%
25		1	0.0%
30		1	0.0%
50		2	0.1%

Warning: these figures indicate the number of cases found in the data file. They cannot be interpreted as summary statistics of the population of interest.

d_basic: 二、減少僱(運)用人數：基層技術工及勞力工

Information	[Type= discrete] [Format=numeric] [Range= 0-84] [Missing=*]
--------------------	---

File : data108s04# **d_basic**: 二、減少僱(運)用人數：基層技術工及勞力工

Statistics [NW/ W]	[Valid=3135 /-] [Invalid=0 /-]
---------------------------	--------------------------------

Value	Label	Cases	Percentage
0		3110	99.2%
1		4	0.1%
2		10	0.3%
3		3	0.1%
4		2	0.1%
6		2	0.1%
8		1	0.0%
10		1	0.0%
30		1	0.0%
84		1	0.0%

Warning: these figures indicate the number of cases found in the data file. They cannot be interpreted as summary statistics of the population of interest.

tra_01: 二、各職類人力增加原因(複選)：1.退離者之補充

Information	[Type= discrete] [Format=numeric] [Range= 0-1] [Missing=*]
--------------------	--

Statistics [NW/ W]	[Valid=752 /-] [Invalid=2383 /-]
---------------------------	----------------------------------

Value	Label	Cases	Percentage
0	無選擇	499	66.4%
1	有選擇	253	33.6%
Sysmiss		2383	

Warning: these figures indicate the number of cases found in the data file. They cannot be interpreted as summary statistics of the population of interest.

tra_02: 二、各職類人力增加原因(複選)：2.即將進入本產業旺季

Information	[Type= discrete] [Format=numeric] [Range= 0-1] [Missing=*]
--------------------	--

Statistics [NW/ W]	[Valid=752 /-] [Invalid=2383 /-]
---------------------------	----------------------------------

Value	Label	Cases	Percentage
0	無選擇	691	91.9%
1	有選擇	61	8.1%
Sysmiss		2383	

Warning: these figures indicate the number of cases found in the data file. They cannot be interpreted as summary statistics of the population of interest.

tra_03: 二、各職類人力增加原因(複選)：3.預期景氣好轉

Information	[Type= discrete] [Format=numeric] [Range= 0-1] [Missing=*]
--------------------	--

Statistics [NW/ W]	[Valid=752 /-] [Invalid=2383 /-]
---------------------------	----------------------------------

Value	Label	Cases	Percentage
0	無選擇	730	97.1%
1	有選擇	22	2.9%
Sysmiss		2383	

Warning: these figures indicate the number of cases found in the data file. They cannot be interpreted as summary statistics of the population of interest.

tra_04: 二、各職類人力增加原因(複選)：4.需求市場擴大(含設備或部門擴充)

Information	[Type= discrete] [Format=numeric] [Range= 0-1] [Missing=*]
--------------------	--

Statistics [NW/ W]	[Valid=752 /-] [Invalid=2383 /-]
---------------------------	----------------------------------

File : data108s04

tra_04: 二、各職類人力增加原因(複選) : 4.需求市場擴大(含設備或部門擴充)

Value	Label	Cases	Percentage
0	無選擇	483	64.2%
1	有選擇	269	35.8%
Sysmiss		2383	

Warning: these figures indicate the number of cases found in the data file. They cannot be interpreted as summary statistics of the population of interest.

tra_05: 二、各職類人力增加原因(複選) : 5.長期缺工

Information	[Type= discrete] [Format=numeric] [Range= 0-1] [Missing=*]
Statistics [NW/ W]	[Valid=752 /-] [Invalid=2383 /-]

Value	Label	Cases	Percentage
0	無選擇	618	82.2%
1	有選擇	134	17.8%
Sysmiss		2383	

Warning: these figures indicate the number of cases found in the data file. They cannot be interpreted as summary statistics of the population of interest.

tra_06: 二、各職類人力增加原因(複選) : 6.提升勞動條件

Information	[Type= discrete] [Format=numeric] [Range= 0-1] [Missing=*]
Statistics [NW/ W]	[Valid=752 /-] [Invalid=2383 /-]

Value	Label	Cases	Percentage
0	無選擇	686	91.2%
1	有選擇	66	8.8%
Sysmiss		2383	

Warning: these figures indicate the number of cases found in the data file. They cannot be interpreted as summary statistics of the population of interest.

tra_07: 二、各職類人力增加原因(複選) : 7.提高市占率

Information	[Type= discrete] [Format=numeric] [Range= 0-1] [Missing=*]
Statistics [NW/ W]	[Valid=752 /-] [Invalid=2383 /-]

Value	Label	Cases	Percentage
0	無選擇	715	95.1%
1	有選擇	37	4.9%
Sysmiss		2383	

Warning: these figures indicate the number of cases found in the data file. They cannot be interpreted as summary statistics of the population of interest.

tra_08: 二、各職類人力增加原因(複選) : 8.其他

Information	[Type= discrete] [Format=numeric] [Range= 0-1] [Missing=*]		
Statistics [NW/ W]	[Valid=752 /-] [Invalid=2383 /-]		
Value	Label	Cases	Percentage
0	無選擇	745	99.1%
1	有選擇	7	0.9%
Sysmiss		2383	

Warning: these figures indicate the number of cases found in the data file. They cannot be interpreted as summary statistics of the population of interest.

tra_0_1: 二、各職類人力增加原因(複選) : 1.退離者之補充總人數

Information	[Type= discrete] [Format=numeric] [Range= 1-30] [Missing=*]		
Statistics [NW/ W]	[Valid=253 /-] [Invalid=2882 /-]		
Value	Label	Cases	Percentage
1		54	21.3%
2		76	30.0%
3		43	17.0%
4		18	7.1%
5		34	13.4%
6		6	2.4%
7		4	1.6%
8		1	0.4%
10		10	4.0%
11		2	0.8%
13		1	0.4%
15		1	0.4%
20		1	0.4%
30		2	0.8%
Sysmiss		2882	

Warning: these figures indicate the number of cases found in the data file. They cannot be interpreted as summary statistics of the population of interest.

tra_0_2: 二、各職類人力增加原因(複選) : 1.退離者之補充, 現缺人數

Information	[Type= discrete] [Format=numeric] [Range= 1-30] [Missing=*]		
Statistics [NW/ W]	[Valid=253 /-] [Invalid=2882 /-]		
Value	Label	Cases	Percentage
1		54	21.3%
2		76	30.0%
3		43	17.0%
4		18	7.1%
5		34	13.4%
6		6	2.4%
7		4	1.6%
8		1	0.4%
10		10	4.0%
11		2	0.8%
13		1	0.4%
15		1	0.4%
20		1	0.4%

Value	Label	Cases	Percentage
30		2	0.8%
Systemmiss		2882	
<i>Warning: these figures indicate the number of cases found in the data file. They cannot be interpreted as summary statistics of the population of interest.</i>			

tra_0_2: 二、各職類人力增加原因(複選)：1.退離者之補充，現缺人數

Information	[Type= discrete] [Format=numeric] [Range= 0-0] [Missing=*]
Statistics [NW/ W]	[Valid=253 /-] [Invalid=2882 /-]

Value	Label	Cases	Percentage
0		253	100.0%
Systemmiss		2882	
<i>Warning: these figures indicate the number of cases found in the data file. They cannot be interpreted as summary statistics of the population of interest.</i>			

tra_0_3: 二、各職類人力增加原因(複選)：1.退離者之補充，預估人數

Information	[Type= discrete] [Format=character] [Missing=*]
Statistics [NW/ W]	[Valid=11 /-] [Invalid=0 /-]

tra_08_1: 二、各職類人力增加原因：其他說明

Value	Label	Cases	Percentage
a：儲備人才。		3	27.3%
實習生提供實習機會，尋找未來人才。		1	9.1%
接到急單		1	9.1%
接到急案		1	9.1%
產學合作		1	9.1%
確認：接到新案。短期人力原因係因政府標案時程內之人力需求。		1	9.1%
確認：接到新案，找派遣人力支援		2	18.2%
確認：產業特性聘用經常性員工以因應人力仲介旺季。		1	9.1%
<i>Warning: these figures indicate the number of cases found in the data file. They cannot be interpreted as summary statistics of the population of interest.</i>			

ra_01: 二、主管及經理人員人力增加原因(複選)：1.退離者之補充

Information	[Type= discrete] [Format=numeric] [Range= 0-1] [Missing=*]
Statistics [NW/ W]	[Valid=752 /-] [Invalid=2383 /-]

Value	Label	Cases	Percentage
0	無選擇	749	99.6%
1	有選擇	3	0.4%
Systemmiss		2383	
<i>Warning: these figures indicate the number of cases found in the data file. They cannot be interpreted as summary statistics of the population of interest.</i>			

ra_02: 二、主管及經理人員人力增加原因(複選)：2.即將進入本產業旺季

Information	[Type= discrete] [Format=numeric] [Range= 0-1] [Missing=*]
Statistics [NW/ W]	[Valid=752 /-] [Invalid=2383 /-]

ra_02: 二、主管及經理人員人力增加原因(複選)：2.即將進入本產業旺季

Value	Label	Cases	Percentage
0	無選擇	752	100.0%
1	有選擇	0	
Sysmiss		2383	

Warning: these figures indicate the number of cases found in the data file. They cannot be interpreted as summary statistics of the population of interest.

ra_03: 二、主管及經理人員人力增加原因(複選)：3.預期景氣好轉

Information	[Type= discrete] [Format=numeric] [Range= 0-1] [Missing=*]
Statistics [NW/ W]	[Valid=752 /-] [Invalid=2383 /-]

Value	Label	Cases	Percentage
0	無選擇	752	100.0%
1	有選擇	0	
Sysmiss		2383	

Warning: these figures indicate the number of cases found in the data file. They cannot be interpreted as summary statistics of the population of interest.

ra_04: 二、主管及經理人員人力增加原因(複選)：4.需求市場擴大(含設備或部門擴充)

Information	[Type= discrete] [Format=numeric] [Range= 0-1] [Missing=*]
Statistics [NW/ W]	[Valid=752 /-] [Invalid=2383 /-]

Value	Label	Cases	Percentage
0	無選擇	745	99.1%
1	有選擇	7	0.9%
Sysmiss		2383	

Warning: these figures indicate the number of cases found in the data file. They cannot be interpreted as summary statistics of the population of interest.

ra_05: 二、主管及經理人員人力增加原因(複選)：5.長期缺工

Information	[Type= discrete] [Format=numeric] [Range= 0-1] [Missing=*]
Statistics [NW/ W]	[Valid=752 /-] [Invalid=2383 /-]

Value	Label	Cases	Percentage
0	無選擇	752	100.0%
1	有選擇	0	
Sysmiss		2383	

Warning: these figures indicate the number of cases found in the data file. They cannot be interpreted as summary statistics of the population of interest.

ra_06: 二、主管及經理人員人力增加原因(複選)：6.提升勞動條件

Information	[Type= discrete] [Format=numeric] [Range= 0-1] [Missing=*]
Statistics [NW/ W]	[Valid=752 /-] [Invalid=2383 /-]

Value	Label	Cases	Percentage
0	無選擇	752	100.0%
1	有選擇	0	
Sysmiss		2383	

Warning: these figures indicate the number of cases found in the data file. They cannot be interpreted as summary statistics of the population of interest.

ra_07: 二、主管及經理人員人力增加原因(複選)：7.提高市占率

Information	[Type= discrete] [Format=numeric] [Range= 0-1] [Missing=*]
Statistics [NW/ W]	[Valid=752 /-] [Invalid=2383 /-]

Value	Label	Cases	Percentage
0	無選擇	752	100.0%

ra_07: 二、主管及經理人員人力增加原因(複選) : 7.提高市占率

Value	Label	Cases	Percentage
1	有選擇	0	
Systemmiss		2383	

Warning: these figures indicate the number of cases found in the data file. They cannot be interpreted as summary statistics of the population of interest.

ra_08: 二、主管及經理人員人力增加原因(複選) : 8.其他

Information	[Type= discrete] [Format=numeric] [Range= 0-1] [Missing=*]
Statistics [NW/ W]	[Valid=752 /-] [Invalid=2383 /-]

Value	Label	Cases	Percentage
0	無選擇	752	100.0%
1	有選擇	0	
Systemmiss		2383	

Warning: these figures indicate the number of cases found in the data file. They cannot be interpreted as summary statistics of the population of interest.

ra_0_1: 二、主管及經理人員人力增加原因(複選) : 1.退離者之補充總人數

Information	[Type= discrete] [Format=numeric] [Range= 1-2] [Missing=*]
Statistics [NW/ W]	[Valid=3 /-] [Invalid=3132 /-]

Value	Label	Cases	Percentage
1		2	66.7%
2		1	33.3%
Systemmiss		3132	

Warning: these figures indicate the number of cases found in the data file. They cannot be interpreted as summary statistics of the population of interest.

ra_0_2: 二、主管及經理人員人力增加原因(複選) : 1.退離者之補充, 現缺人數

Information	[Type= discrete] [Format=numeric] [Range= 1-2] [Missing=*]
Statistics [NW/ W]	[Valid=3 /-] [Invalid=3132 /-]

Value	Label	Cases	Percentage
1		2	66.7%
2		1	33.3%
Systemmiss		3132	

Warning: these figures indicate the number of cases found in the data file. They cannot be interpreted as summary statistics of the population of interest.

ra_0_3: 二、主管及經理人員人力增加原因(複選) : 1.退離者之補充, 預估人數

Information	[Type= discrete] [Format=numeric] [Range= 0-0] [Missing=*]
Statistics [NW/ W]	[Valid=3 /-] [Invalid=3132 /-]

Value	Label	Cases	Percentage
0		3	100.0%
Systemmiss		3132	

Warning: these figures indicate the number of cases found in the data file. They cannot be interpreted as summary statistics of the population of interest.

ra_11: 二、專業人員人力增加原因(複選) : 1.退離者之補充

Information	[Type= discrete] [Format=numeric] [Range= 0-1] [Missing=*]
Statistics [NW/ W]	[Valid=752 /-] [Invalid=2383 /-]

Value	Label	Cases	Percentage
0	無選擇	702	93.4%
1	有選擇	50	6.6%
Systemmiss		2383	

Warning: these figures indicate the number of cases found in the data file. They cannot be interpreted as summary statistics of the population of interest.

# ra_12: 二、專業人員人力增加原因(複選)：2.即將進入本產業旺季			
Information		[Type= discrete] [Format=numeric] [Range= 0-1] [Missing=*]	
Statistics [NW/ W]		[Valid=752 /-] [Invalid=2383 /-]	
Value	Label	Cases	Percentage
0	無選擇	752	100.0%
1	有選擇	0	
Sysmiss		2383	
<i>Warning: these figures indicate the number of cases found in the data file. They cannot be interpreted as summary statistics of the population of interest.</i>			
# ra_13: 二、專業人員人力增加原因(複選)：3.預期景氣好轉			
Information		[Type= discrete] [Format=numeric] [Range= 0-1] [Missing=*]	
Statistics [NW/ W]		[Valid=752 /-] [Invalid=2383 /-]	
Value	Label	Cases	Percentage
0	無選擇	751	99.9%
1	有選擇	1	0.1%
Sysmiss		2383	
<i>Warning: these figures indicate the number of cases found in the data file. They cannot be interpreted as summary statistics of the population of interest.</i>			
# ra_14: 二、專業人員人力增加原因(複選)：4.需求市場擴大(含設備或部門擴充)			
Information		[Type= discrete] [Format=numeric] [Range= 0-1] [Missing=*]	
Statistics [NW/ W]		[Valid=752 /-] [Invalid=2383 /-]	
Value	Label	Cases	Percentage
0	無選擇	699	93.0%
1	有選擇	53	7.0%
Sysmiss		2383	
<i>Warning: these figures indicate the number of cases found in the data file. They cannot be interpreted as summary statistics of the population of interest.</i>			
# ra_15: 二、專業人員人力增加原因(複選)：5.長期缺工			
Information		[Type= discrete] [Format=numeric] [Range= 0-1] [Missing=*]	
Statistics [NW/ W]		[Valid=752 /-] [Invalid=2383 /-]	
Value	Label	Cases	Percentage
0	無選擇	739	98.3%
1	有選擇	13	1.7%
Sysmiss		2383	
<i>Warning: these figures indicate the number of cases found in the data file. They cannot be interpreted as summary statistics of the population of interest.</i>			
# ra_16: 二、專業人員人力增加原因(複選)：6.提升勞動條件			
Information		[Type= discrete] [Format=numeric] [Range= 0-1] [Missing=*]	
Statistics [NW/ W]		[Valid=752 /-] [Invalid=2383 /-]	
Value	Label	Cases	Percentage
0	無選擇	748	99.5%
1	有選擇	4	0.5%
Sysmiss		2383	
<i>Warning: these figures indicate the number of cases found in the data file. They cannot be interpreted as summary statistics of the population of interest.</i>			
# ra_17: 二、專業人員人力增加原因(複選)：7.提高市占率			
Information		[Type= discrete] [Format=numeric] [Range= 0-1] [Missing=*]	
Statistics [NW/ W]		[Valid=752 /-] [Invalid=2383 /-]	

ra_17: 二、專業人員人力增加原因(複選) : 7.提高市占率

Value	Label	Cases	Percentage
0	無選擇	749	99.6%
1	有選擇	3	0.4%
Sysmiss		2383	

Warning: these figures indicate the number of cases found in the data file. They cannot be interpreted as summary statistics of the population of interest.

ra_18: 二、專業人員人力增加原因(複選) : 8.其他

Information	[Type= discrete] [Format=numeric] [Range= 0-1] [Missing=*]
Statistics [NW/ W]	[Valid=752 /-] [Invalid=2383 /-]

Value	Label	Cases	Percentage
0	無選擇	750	99.7%
1	有選擇	2	0.3%
Sysmiss		2383	

Warning: these figures indicate the number of cases found in the data file. They cannot be interpreted as summary statistics of the population of interest.

ra_1_1: 二、專業人員人力增加原因(複選) : 1.退離者之補充總人數充總數

Information	[Type= discrete] [Format=numeric] [Range= 1-15] [Missing=*]
Statistics [NW/ W]	[Valid=50 /-] [Invalid=3085 /-]

Value	Label	Cases	Percentage
1		23	46.0%
2		14	28.0%
3		6	12.0%
4		1	2.0%
5		2	4.0%
7		1	2.0%
10		2	4.0%
15		1	2.0%
Sysmiss		3085	

Warning: these figures indicate the number of cases found in the data file. They cannot be interpreted as summary statistics of the population of interest.

ra_1_2: 二、專業人員人力增加原因(複選) : 1.退離者之補充, 現缺人數

Information	[Type= discrete] [Format=numeric] [Range= 1-15] [Missing=*]
Statistics [NW/ W]	[Valid=50 /-] [Invalid=3085 /-]

Value	Label	Cases	Percentage
1		23	46.0%
2		14	28.0%
3		6	12.0%
4		1	2.0%
5		2	4.0%
7		1	2.0%
10		2	4.0%
15		1	2.0%
Sysmiss		3085	

Warning: these figures indicate the number of cases found in the data file. They cannot be interpreted as summary statistics of the population of interest.

ra_1_3: 二、專業人員人力增加原因(複選) : 1.退離者之補充, 預估人數

Information	[Type= discrete] [Format=numeric] [Range= 0-0] [Missing=*]
--------------------	--

# ra_1_3: 二、專業人員人力增加原因(複選)：1.退離者之補充, 預估人數			
Statistics [NW/ W]		[Valid=50 /-] [Invalid=3085 /-]	
Value	Label	Cases	Percentage
0		50	100.0%
Sysmiss		3085	
<i>Warning: these figures indicate the number of cases found in the data file. They cannot be interpreted as summary statistics of the population of interest.</i>			
# ra_21: 二、技術員及助理專業人員人力增加原因(複選)：1.退離者之補充			
Information		[Type= discrete] [Format=numeric] [Range= 0-1] [Missing=*]	
Statistics [NW/ W]		[Valid=752 /-] [Invalid=2383 /-]	
Value	Label	Cases	Percentage
0	無選擇	659	87.6%
1	有選擇	93	12.4%
Sysmiss		2383	
<i>Warning: these figures indicate the number of cases found in the data file. They cannot be interpreted as summary statistics of the population of interest.</i>			
# ra_22: 二、技術員及助理專業人員人力增加原因(複選)：2.即將進入本產業旺季			
Information		[Type= discrete] [Format=numeric] [Range= 0-1] [Missing=*]	
Statistics [NW/ W]		[Valid=752 /-] [Invalid=2383 /-]	
Value	Label	Cases	Percentage
0	無選擇	750	99.7%
1	有選擇	2	0.3%
Sysmiss		2383	
<i>Warning: these figures indicate the number of cases found in the data file. They cannot be interpreted as summary statistics of the population of interest.</i>			
# ra_23: 二、技術員及助理專業人員人力增加原因(複選)：3.預期景氣好轉			
Information		[Type= discrete] [Format=numeric] [Range= 0-1] [Missing=*]	
Statistics [NW/ W]		[Valid=752 /-] [Invalid=2383 /-]	
Value	Label	Cases	Percentage
0	無選擇	746	99.2%
1	有選擇	6	0.8%
Sysmiss		2383	
<i>Warning: these figures indicate the number of cases found in the data file. They cannot be interpreted as summary statistics of the population of interest.</i>			
# ra_24: 二、技術員及助理專業人員人力增加原因(複選)：4.需求市場擴大(含設備或部門擴充)			
Information		[Type= discrete] [Format=numeric] [Range= 0-1] [Missing=*]	
Statistics [NW/ W]		[Valid=752 /-] [Invalid=2383 /-]	
Value	Label	Cases	Percentage
0	無選擇	640	85.1%
1	有選擇	112	14.9%
Sysmiss		2383	
<i>Warning: these figures indicate the number of cases found in the data file. They cannot be interpreted as summary statistics of the population of interest.</i>			
# ra_25: 二、技術員及助理專業人員人力增加原因(複選)：5.長期缺工			
Information		[Type= discrete] [Format=numeric] [Range= 0-1] [Missing=*]	
Statistics [NW/ W]		[Valid=752 /-] [Invalid=2383 /-]	
Value	Label	Cases	Percentage
0	無選擇	721	95.9%

# ra_25: 二、技術員及助理專業人員人力增加原因(複選) : 5.長期缺工			
Value	Label	Cases	Percentage
1	有選擇	31	4.1%
Sysmiss		2383	
<i>Warning: these figures indicate the number of cases found in the data file. They cannot be interpreted as summary statistics of the population of interest.</i>			
# ra_26: 二、技術員及助理專業人員人力增加原因(複選) : 6.提升勞動條件			
Information		[Type= discrete] [Format=numeric] [Range= 0-1] [Missing=*]	
Statistics [NW/ W]		[Valid=752 /-] [Invalid=2383 /-]	
Value	Label	Cases	Percentage
0	無選擇	729	96.9%
1	有選擇	23	3.1%
Sysmiss		2383	
<i>Warning: these figures indicate the number of cases found in the data file. They cannot be interpreted as summary statistics of the population of interest.</i>			
# ra_27: 二、技術員及助理專業人員人力增加原因(複選) : 7.提高市占率			
Information		[Type= discrete] [Format=numeric] [Range= 0-1] [Missing=*]	
Statistics [NW/ W]		[Valid=752 /-] [Invalid=2383 /-]	
Value	Label	Cases	Percentage
0	無選擇	731	97.2%
1	有選擇	21	2.8%
Sysmiss		2383	
<i>Warning: these figures indicate the number of cases found in the data file. They cannot be interpreted as summary statistics of the population of interest.</i>			
# ra_28: 二、技術員及助理專業人員人力增加原因(複選) : 8.其他			
Information		[Type= discrete] [Format=numeric] [Range= 0-1] [Missing=*]	
Statistics [NW/ W]		[Valid=752 /-] [Invalid=2383 /-]	
Value	Label	Cases	Percentage
0	無選擇	750	99.7%
1	有選擇	2	0.3%
Sysmiss		2383	
<i>Warning: these figures indicate the number of cases found in the data file. They cannot be interpreted as summary statistics of the population of interest.</i>			
# ra_2_1: 二、技術員及助理專業人員人力增加原因(複選) : 1.退離者之補充總人數充總數			
Information		[Type= discrete] [Format=numeric] [Range= 1-8] [Missing=*]	
Statistics [NW/ W]		[Valid=93 /-] [Invalid=3042 /-]	
Value	Label	Cases	Percentage
1		37	39.8%
2		26	28.0%
3		11	11.8%
4		2	2.2%
5		12	12.9%
7		2	2.2%
8		3	3.2%
Sysmiss		3042	
<i>Warning: these figures indicate the number of cases found in the data file. They cannot be interpreted as summary statistics of the population of interest.</i>			
# ra_2_2: 二、技術員及助理專業人員人力增加原因(複選) : 1.退離者之補充, 現缺人數			
Information		[Type= discrete] [Format=numeric] [Range= 1-8] [Missing=*]	

ra_2_2: 二、技術員及助理專業人員人力增加原因(複選)：1.退離者之補充，現缺人數

Statistics [NW/ W] [Valid=93 /-] [Invalid=3042 /-]

Value	Label	Cases	Percentage
1		37	39.8%
2		26	28.0%
3		11	11.8%
4		2	2.2%
5		12	12.9%
7		2	2.2%
8		3	3.2%
Sysmiss		3042	

Warning: these figures indicate the number of cases found in the data file. They cannot be interpreted as summary statistics of the population of interest.

ra_2_3: 二、技術員及助理專業人員人力增加原因(複選)：1.退離者之補充，預估人數

Information [Type= discrete] [Format=numeric] [Range= 0-0] [Missing=*]

Statistics [NW/ W] [Valid=93 /-] [Invalid=3042 /-]

Value	Label	Cases	Percentage
0		93	100.0%
Sysmiss		3042	

Warning: these figures indicate the number of cases found in the data file. They cannot be interpreted as summary statistics of the population of interest.

ra_31: 二、事務支援人員人力增加原因(複選)：1.退離者之補充

Information [Type= discrete] [Format=numeric] [Range= 0-1] [Missing=*]

Statistics [NW/ W] [Valid=752 /-] [Invalid=2383 /-]

Value	Label	Cases	Percentage
0	無選擇	722	96.0%
1	有選擇	30	4.0%
Sysmiss		2383	

Warning: these figures indicate the number of cases found in the data file. They cannot be interpreted as summary statistics of the population of interest.

ra_32: 二、事務支援人員人力增加原因(複選)：2.即將進入本產業旺季

Information [Type= discrete] [Format=numeric] [Range= 0-1] [Missing=*]

Statistics [NW/ W] [Valid=752 /-] [Invalid=2383 /-]

Value	Label	Cases	Percentage
0	無選擇	747	99.3%
1	有選擇	5	0.7%
Sysmiss		2383	

Warning: these figures indicate the number of cases found in the data file. They cannot be interpreted as summary statistics of the population of interest.

ra_33: 二、事務支援人員人力增加原因(複選)：3.預期景氣好轉

Information [Type= discrete] [Format=numeric] [Range= 0-1] [Missing=*]

Statistics [NW/ W] [Valid=752 /-] [Invalid=2383 /-]

Value	Label	Cases	Percentage
0	無選擇	748	99.5%
1	有選擇	4	0.5%
Sysmiss		2383	

Warning: these figures indicate the number of cases found in the data file. They cannot be interpreted as summary statistics of the population of interest.

# ra_34: 二、事務支援人員人力增加原因(複選) : 4.需求市場擴大(含設備或部門擴充)			
Information		[Type= discrete] [Format=numeric] [Range= 0-1] [Missing=*]	
Statistics [NW/ W]		[Valid=752 /-] [Invalid=2383 /-]	
Value	Label	Cases	Percentage
0	無選擇	715	95.1%
1	有選擇	37	4.9%
Sysmiss		2383	
<i>Warning: these figures indicate the number of cases found in the data file. They cannot be interpreted as summary statistics of the population of interest.</i>			
# ra_35: 二、事務支援人員人力增加原因(複選) : 5.長期缺工			
Information		[Type= discrete] [Format=numeric] [Range= 0-1] [Missing=*]	
Statistics [NW/ W]		[Valid=752 /-] [Invalid=2383 /-]	
Value	Label	Cases	Percentage
0	無選擇	739	98.3%
1	有選擇	13	1.7%
Sysmiss		2383	
<i>Warning: these figures indicate the number of cases found in the data file. They cannot be interpreted as summary statistics of the population of interest.</i>			
# ra_36: 二、事務支援人員人力增加原因(複選) : 6.提升勞動條件			
Information		[Type= discrete] [Format=numeric] [Range= 0-1] [Missing=*]	
Statistics [NW/ W]		[Valid=752 /-] [Invalid=2383 /-]	
Value	Label	Cases	Percentage
0	無選擇	738	98.1%
1	有選擇	14	1.9%
Sysmiss		2383	
<i>Warning: these figures indicate the number of cases found in the data file. They cannot be interpreted as summary statistics of the population of interest.</i>			
# ra_37: 二、事務支援人員人力增加原因(複選) : 7.提高市占率			
Information		[Type= discrete] [Format=numeric] [Range= 0-1] [Missing=*]	
Statistics [NW/ W]		[Valid=752 /-] [Invalid=2383 /-]	
Value	Label	Cases	Percentage
0	無選擇	745	99.1%
1	有選擇	7	0.9%
Sysmiss		2383	
<i>Warning: these figures indicate the number of cases found in the data file. They cannot be interpreted as summary statistics of the population of interest.</i>			
# ra_38: 二、事務支援人員人力增加原因(複選) : 8.其他			
Information		[Type= discrete] [Format=numeric] [Range= 0-1] [Missing=*]	
Statistics [NW/ W]		[Valid=752 /-] [Invalid=2383 /-]	
Value	Label	Cases	Percentage
0	無選擇	751	99.9%
1	有選擇	1	0.1%
Sysmiss		2383	
<i>Warning: these figures indicate the number of cases found in the data file. They cannot be interpreted as summary statistics of the population of interest.</i>			
# ra_3_1: 二、事務支援人員人力增加原因(複選) : 1.退離者之補充總人數充總數			
Information		[Type= discrete] [Format=numeric] [Range= 1-15] [Missing=*]	
Statistics [NW/ W]		[Valid=30 /-] [Invalid=3105 /-]	

ra_3_1: 二、事務支援人員人力增加原因(複選) : 1.退離者之補充總人數充總數

Value	Label	Cases	Percentage
1		14	46.7%
2		8	26.7%
3		5	16.7%
4		1	3.3%
5		1	3.3%
15		1	3.3%
Sysmiss		3105	

Warning: these figures indicate the number of cases found in the data file. They cannot be interpreted as summary statistics of the population of interest.

ra_3_2: 二、事務支援人員人力增加原因(複選) : 1.退離者之補充, 現缺人數

Information [Type= discrete] [Format=numeric] [Range= 1-15] [Missing=*]

Statistics [NW/ W] [Valid=30 /-] [Invalid=3105 /-]

Value	Label	Cases	Percentage
1		14	46.7%
2		8	26.7%
3		5	16.7%
4		1	3.3%
5		1	3.3%
15		1	3.3%
Sysmiss		3105	

Warning: these figures indicate the number of cases found in the data file. They cannot be interpreted as summary statistics of the population of interest.

ra_3_3: 二、事務支援人員人力增加原因(複選) : 1.退離者之補充, 預估人數

Information [Type= discrete] [Format=numeric] [Range= 0-0] [Missing=*]

Statistics [NW/ W] [Valid=30 /-] [Invalid=3105 /-]

Value	Label	Cases	Percentage
0		30	100.0%
Sysmiss		3105	

Warning: these figures indicate the number of cases found in the data file. They cannot be interpreted as summary statistics of the population of interest.

ra_41: 二、服務及銷售工作人員人力增加原因(複選) : 1.退離者之補充

Information [Type= discrete] [Format=numeric] [Range= 0-1] [Missing=*]

Statistics [NW/ W] [Valid=752 /-] [Invalid=2383 /-]

Value	Label	Cases	Percentage
0	無選擇	712	94.7%
1	有選擇	40	5.3%
Sysmiss		2383	

Warning: these figures indicate the number of cases found in the data file. They cannot be interpreted as summary statistics of the population of interest.

# ra_42: 二、服務及銷售工作人員人力增加原因(複選) : 2.即將進入本產業旺季			
Information		[Type= discrete] [Format=numeric] [Range= 0-1] [Missing=*]	
Statistics [NW/ W]		[Valid=752 /-] [Invalid=2383 /-]	
Value	Label	Cases	Percentage
0	無選擇	710	94.4%
1	有選擇	42	5.6%
Sysmiss		2383	
<i>Warning: these figures indicate the number of cases found in the data file. They cannot be interpreted as summary statistics of the population of interest.</i>			
# ra_43: 二、服務及銷售工作人員人力增加原因(複選) : 3.預期景氣好轉			
Information		[Type= discrete] [Format=numeric] [Range= 0-1] [Missing=*]	
Statistics [NW/ W]		[Valid=752 /-] [Invalid=2383 /-]	
Value	Label	Cases	Percentage
0	無選擇	751	99.9%
1	有選擇	1	0.1%
Sysmiss		2383	
<i>Warning: these figures indicate the number of cases found in the data file. They cannot be interpreted as summary statistics of the population of interest.</i>			
# ra_44: 二、服務及銷售工作人員人力增加原因(複選) : 4.需求市場擴大(含設備或部門擴充)			
Information		[Type= discrete] [Format=numeric] [Range= 0-1] [Missing=*]	
Statistics [NW/ W]		[Valid=752 /-] [Invalid=2383 /-]	
Value	Label	Cases	Percentage
0	無選擇	703	93.5%
1	有選擇	49	6.5%
Sysmiss		2383	
<i>Warning: these figures indicate the number of cases found in the data file. They cannot be interpreted as summary statistics of the population of interest.</i>			
# ra_45: 二、服務及銷售工作人員人力增加原因(複選) : 5.長期缺工			
Information		[Type= discrete] [Format=numeric] [Range= 0-1] [Missing=*]	
Statistics [NW/ W]		[Valid=752 /-] [Invalid=2383 /-]	
Value	Label	Cases	Percentage
0	無選擇	729	96.9%
1	有選擇	23	3.1%
Sysmiss		2383	
<i>Warning: these figures indicate the number of cases found in the data file. They cannot be interpreted as summary statistics of the population of interest.</i>			
# ra_46: 二、服務及銷售工作人員人力增加原因(複選) : 6.提升勞動條件			
Information		[Type= discrete] [Format=numeric] [Range= 0-1] [Missing=*]	
Statistics [NW/ W]		[Valid=752 /-] [Invalid=2383 /-]	
Value	Label	Cases	Percentage
0	無選擇	739	98.3%
1	有選擇	13	1.7%
Sysmiss		2383	
<i>Warning: these figures indicate the number of cases found in the data file. They cannot be interpreted as summary statistics of the population of interest.</i>			
# ra_47: 二、服務及銷售工作人員人力增加原因(複選) : 7.提高市占率			
Information		[Type= discrete] [Format=numeric] [Range= 0-1] [Missing=*]	
Statistics [NW/ W]		[Valid=752 /-] [Invalid=2383 /-]	

ra_47: 二、服務及銷售工作人員人力增加原因(複選) : 7.提高市占率

Value	Label	Cases	Percentage
0	無選擇	749	99.6%
1	有選擇	3	0.4%
Sysmiss		2383	

Warning: these figures indicate the number of cases found in the data file. They cannot be interpreted as summary statistics of the population of interest.

ra_48: 二、服務及銷售工作人員人力增加原因(複選) : 8.其他

Information	[Type= discrete] [Format=numeric] [Range= 0-1] [Missing=*]
Statistics [NW/ W]	[Valid=752 /-] [Invalid=2383 /-]

Value	Label	Cases	Percentage
0	無選擇	751	99.9%
1	有選擇	1	0.1%
Sysmiss		2383	

Warning: these figures indicate the number of cases found in the data file. They cannot be interpreted as summary statistics of the population of interest.

ra_4_1: 二、服務及銷售工作人員人力增加原因(複選) : 1.退離者之補充總人數充總數

Information	[Type= discrete] [Format=numeric] [Range= 1-30] [Missing=*]
Statistics [NW/ W]	[Valid=40 /-] [Invalid=3095 /-]

Value	Label	Cases	Percentage
1		7	17.5%
2		8	20.0%
3		7	17.5%
4		2	5.0%
5		10	25.0%
6		1	2.5%
7		1	2.5%
10		3	7.5%
30		1	2.5%
Sysmiss		3095	

Warning: these figures indicate the number of cases found in the data file. They cannot be interpreted as summary statistics of the population of interest.

ra_4_2: 二、服務及銷售工作人員人力增加原因(複選) : 1.退離者之補充, 現缺人數

Information	[Type= discrete] [Format=numeric] [Range= 1-30] [Missing=*]
Statistics [NW/ W]	[Valid=40 /-] [Invalid=3095 /-]

Value	Label	Cases	Percentage
1		7	17.5%
2		8	20.0%
3		7	17.5%
4		2	5.0%
5		10	25.0%
6		1	2.5%
7		1	2.5%
10		3	7.5%
30		1	2.5%
Sysmiss		3095	

Warning: these figures indicate the number of cases found in the data file. They cannot be interpreted as summary statistics of the population of interest.

# ra_4_3: 二、服務及銷售工作人員人力增加原因(複選) : 1.退離者之補充, 預估人數			
Information	[Type= discrete] [Format=numeric] [Range= 0-0] [Missing=*]		
Statistics [NW/ W]	[Valid=40 /-] [Invalid=3095 /-]		
Value	Label	Cases	Percentage
0		40	100.0%
Sysmiss		3095	
<i>Warning: these figures indicate the number of cases found in the data file. They cannot be interpreted as summary statistics of the population of interest.</i>			
# ra_51: 二、技藝、機械設備操作及組裝人員人力增加原因(複選) : 1.退離者之補充			
Information	[Type= discrete] [Format=numeric] [Range= 0-1] [Missing=*]		
Statistics [NW/ W]	[Valid=752 /-] [Invalid=2383 /-]		
Value	Label	Cases	Percentage
0	無選擇	668	88.8%
1	有選擇	84	11.2%
Sysmiss		2383	
<i>Warning: these figures indicate the number of cases found in the data file. They cannot be interpreted as summary statistics of the population of interest.</i>			
# ra_52: 二、技藝、機械設備操作及組裝人員人力增加原因(複選) : 2.即將進入本產業旺季			
Information	[Type= discrete] [Format=numeric] [Range= 0-1] [Missing=*]		
Statistics [NW/ W]	[Valid=752 /-] [Invalid=2383 /-]		
Value	Label	Cases	Percentage
0	無選擇	748	99.5%
1	有選擇	4	0.5%
Sysmiss		2383	
<i>Warning: these figures indicate the number of cases found in the data file. They cannot be interpreted as summary statistics of the population of interest.</i>			
# ra_53: 二、技藝、機械設備操作及組裝人員人力增加原因(複選) : 3.預期景氣好轉			
Information	[Type= discrete] [Format=numeric] [Range= 0-1] [Missing=*]		
Statistics [NW/ W]	[Valid=752 /-] [Invalid=2383 /-]		
Value	Label	Cases	Percentage
0	無選擇	737	98.0%
1	有選擇	15	2.0%
Sysmiss		2383	
<i>Warning: these figures indicate the number of cases found in the data file. They cannot be interpreted as summary statistics of the population of interest.</i>			
# ra_54: 二、技藝、機械設備操作及組裝人員人力增加原因(複選) : 4.需求市場擴大(含設備或部門擴充)			
Information	[Type= discrete] [Format=numeric] [Range= 0-1] [Missing=*]		
Statistics [NW/ W]	[Valid=752 /-] [Invalid=2383 /-]		
Value	Label	Cases	Percentage
0	無選擇	661	87.9%
1	有選擇	91	12.1%
Sysmiss		2383	
<i>Warning: these figures indicate the number of cases found in the data file. They cannot be interpreted as summary statistics of the population of interest.</i>			
# ra_55: 二、技藝、機械設備操作及組裝人員人力增加原因(複選) : 5.長期缺工			
Information	[Type= discrete] [Format=numeric] [Range= 0-1] [Missing=*]		
Statistics [NW/ W]	[Valid=752 /-] [Invalid=2383 /-]		

ra_55: 二、技藝、機械設備操作及組裝人員人力增加原因(複選) : 5.長期缺工

Value	Label	Cases	Percentage
0	無選擇	687	91.4%
1	有選擇	65	8.6%
Sysmiss		2383	

Warning: these figures indicate the number of cases found in the data file. They cannot be interpreted as summary statistics of the population of interest.

ra_56: 二、技藝、機械設備操作及組裝人員人力增加原因(複選) : 6.提升勞動條件

Information	[Type= discrete] [Format=numeric] [Range= 0-1] [Missing=*]		
Statistics [NW/ W]	[Valid=752 /-] [Invalid=2383 /-]		
Value	Label	Cases	Percentage
0	無選擇	725	96.4%
1	有選擇	27	3.6%
Sysmiss		2383	

Warning: these figures indicate the number of cases found in the data file. They cannot be interpreted as summary statistics of the population of interest.

ra_57: 二、技藝、機械設備操作及組裝人員人力增加原因(複選) : 7.提高市占率

Information	[Type= discrete] [Format=numeric] [Range= 0-1] [Missing=*]		
Statistics [NW/ W]	[Valid=752 /-] [Invalid=2383 /-]		
Value	Label	Cases	Percentage
0	無選擇	741	98.5%
1	有選擇	11	1.5%
Sysmiss		2383	

Warning: these figures indicate the number of cases found in the data file. They cannot be interpreted as summary statistics of the population of interest.

ra_58: 二、技藝、機械設備操作及組裝人員人力增加原因(複選) : 8.其他

Information	[Type= discrete] [Format=numeric] [Range= 0-1] [Missing=*]		
Statistics [NW/ W]	[Valid=752 /-] [Invalid=2383 /-]		
Value	Label	Cases	Percentage
0	無選擇	750	99.7%
1	有選擇	2	0.3%
Sysmiss		2383	

Warning: these figures indicate the number of cases found in the data file. They cannot be interpreted as summary statistics of the population of interest.

ra_5_1: 二、技藝、機械設備操作及組裝人員人力增加原因(複選) : 1.退離者之補充總人數充總數

Information	[Type= discrete] [Format=numeric] [Range= 1-15] [Missing=*]		
Statistics [NW/ W]	[Valid=84 /-] [Invalid=3051 /-]		
Value	Label	Cases	Percentage
1		22	26.2%
2		32	38.1%
3		13	15.5%
4		3	3.6%
5		9	10.7%
6		3	3.6%
15		2	2.4%
Sysmiss		3051	

Warning: these figures indicate the number of cases found in the data file. They cannot be interpreted as summary statistics of the population of interest.

ra_5_2: 二、技藝、機械設備操作及組裝人員人力增加原因(複選)：1.退離者之補充，現缺人數

Information	[Type= discrete] [Format=numeric] [Range= 1-15] [Missing=*]
Statistics [NW/ W]	[Valid=84 /-] [Invalid=3051 /-]

Value	Label	Cases	Percentage
1		22	26.2%
2		32	38.1%
3		13	15.5%
4		3	3.6%
5		9	10.7%
6		3	3.6%
15		2	2.4%
Sysmiss		3051	

Warning: these figures indicate the number of cases found in the data file. They cannot be interpreted as summary statistics of the population of interest.

ra_5_3: 二、技藝、機械設備操作及組裝人員人力增加原因(複選)：1.退離者之補充，預估人數

Information	[Type= discrete] [Format=numeric] [Range= 0-0] [Missing=*]
Statistics [NW/ W]	[Valid=84 /-] [Invalid=3051 /-]

Value	Label	Cases	Percentage
0		84	100.0%
Sysmiss		3051	

Warning: these figures indicate the number of cases found in the data file. They cannot be interpreted as summary statistics of the population of interest.

ra_61: 二、基層技術工及勞力工人力增加原因(複選)：1.退離者之補充

Information	[Type= discrete] [Format=numeric] [Range= 0-1] [Missing=*]
Statistics [NW/ W]	[Valid=752 /-] [Invalid=2383 /-]

Value	Label	Cases	Percentage
0	無選擇	734	97.6%
1	有選擇	18	2.4%
Sysmiss		2383	

Warning: these figures indicate the number of cases found in the data file. They cannot be interpreted as summary statistics of the population of interest.

ra_62: 二、基層技術工及勞力工人力增加原因(複選)：2.即將進入本產業旺季

Information	[Type= discrete] [Format=numeric] [Range= 0-1] [Missing=*]
Statistics [NW/ W]	[Valid=752 /-] [Invalid=2383 /-]

Value	Label	Cases	Percentage
0	無選擇	726	96.5%
1	有選擇	26	3.5%
Sysmiss		2383	

Warning: these figures indicate the number of cases found in the data file. They cannot be interpreted as summary statistics of the population of interest.

ra_63: 二、基層技術工及勞力工人力增加原因(複選)：3.預期景氣好轉

Information	[Type= discrete] [Format=numeric] [Range= 0-1] [Missing=*]
Statistics [NW/ W]	[Valid=752 /-] [Invalid=2383 /-]

Value	Label	Cases	Percentage
0	無選擇	748	99.5%
1	有選擇	4	0.5%
Sysmiss		2383	

Warning: these figures indicate the number of cases found in the data file. They cannot be interpreted as summary statistics of the population of interest.

# ra_64: 二、基層技術工及勞力工人力增加原因(複選) : 4.需求市場擴大(含設備或部門擴充)			
Information		[Type= discrete] [Format=numeric] [Range= 0-1] [Missing=*]	
Statistics [NW/ W]		[Valid=752 /-] [Invalid=2383 /-]	
Value	Label	Cases	Percentage
0	無選擇	719	95.6%
1	有選擇	33	4.4%
Sysmiss		2383	
<i>Warning: these figures indicate the number of cases found in the data file. They cannot be interpreted as summary statistics of the population of interest.</i>			
# ra_65: 二、基層技術工及勞力工人力增加原因(複選) : 5.長期缺工			
Information		[Type= discrete] [Format=numeric] [Range= 0-1] [Missing=*]	
Statistics [NW/ W]		[Valid=752 /-] [Invalid=2383 /-]	
Value	Label	Cases	Percentage
0	無選擇	735	97.7%
1	有選擇	17	2.3%
Sysmiss		2383	
<i>Warning: these figures indicate the number of cases found in the data file. They cannot be interpreted as summary statistics of the population of interest.</i>			
# ra_66: 二、基層技術工及勞力工人力增加原因(複選) : 6.提升勞動條件			
Information		[Type= discrete] [Format=numeric] [Range= 0-1] [Missing=*]	
Statistics [NW/ W]		[Valid=752 /-] [Invalid=2383 /-]	
Value	Label	Cases	Percentage
0	無選擇	744	98.9%
1	有選擇	8	1.1%
Sysmiss		2383	
<i>Warning: these figures indicate the number of cases found in the data file. They cannot be interpreted as summary statistics of the population of interest.</i>			
# ra_67: 二、基層技術工及勞力工人力增加原因(複選) : 7.提高市占率			
Information		[Type= discrete] [Format=numeric] [Range= 0-1] [Missing=*]	
Statistics [NW/ W]		[Valid=752 /-] [Invalid=2383 /-]	
Value	Label	Cases	Percentage
0	無選擇	748	99.5%
1	有選擇	4	0.5%
Sysmiss		2383	
<i>Warning: these figures indicate the number of cases found in the data file. They cannot be interpreted as summary statistics of the population of interest.</i>			
# ra_68: 二、基層技術工及勞力工人力增加原因(複選) : 8.其他			
Information		[Type= discrete] [Format=numeric] [Range= 0-1] [Missing=*]	
Statistics [NW/ W]		[Valid=752 /-] [Invalid=2383 /-]	
Value	Label	Cases	Percentage
0	無選擇	750	99.7%
1	有選擇	2	0.3%
Sysmiss		2383	
<i>Warning: these figures indicate the number of cases found in the data file. They cannot be interpreted as summary statistics of the population of interest.</i>			
# ra_6_1: 二、基層技術工及勞力工人力增加原因(複選) : 1.退離者之補充總人數充總數			
Information		[Type= discrete] [Format=numeric] [Range= 1-10] [Missing=*]	
Statistics [NW/ W]		[Valid=18 /-] [Invalid=3117 /-]	

ra_6_1: 二、基層技術工及勞力工人力增加原因(複選)：1.退離者之補充總人數充總數

Value	Label	Cases	Percentage
1		6	33.3%
2		4	22.2%
3		5	27.8%
4		1	5.6%
5		1	5.6%
10		1	5.6%
Sysmiss		3117	

Warning: these figures indicate the number of cases found in the data file. They cannot be interpreted as summary statistics of the population of interest.

ra_6_2: 二、基層技術工及勞力工人力增加原因(複選)：1.退離者之補充，現缺人數

Information	[Type= discrete] [Format=numeric] [Range= 1-10] [Missing=*]
Statistics [NW/ W]	[Valid=18 /-] [Invalid=3117 /-]

Value	Label	Cases	Percentage
1		6	33.3%
2		4	22.2%
3		5	27.8%
4		1	5.6%
5		1	5.6%
10		1	5.6%
Sysmiss		3117	

Warning: these figures indicate the number of cases found in the data file. They cannot be interpreted as summary statistics of the population of interest.

ra_6_3: 二、基層技術工及勞力工人力增加原因(複選)：1.退離者之補充，預估人數

Information	[Type= discrete] [Format=numeric] [Range= 0-0] [Missing=*]
Statistics [NW/ W]	[Valid=18 /-] [Invalid=3117 /-]

Value	Label	Cases	Percentage
0		18	100.0%
Sysmiss		3117	

Warning: these figures indicate the number of cases found in the data file. They cannot be interpreted as summary statistics of the population of interest.

trb_01: 二、各職類人力減少原因(複選)：1.業務緊縮或結束(含訂單減少)

Information	[Type= discrete] [Format=numeric] [Range= 0-1] [Missing=*]
Statistics [NW/ W]	[Valid=101 /-] [Invalid=3034 /-]

Value	Label	Cases	Percentage
0	無選擇	44	43.6%
1	有選擇	57	56.4%
Sysmiss		3034	

Warning: these figures indicate the number of cases found in the data file. They cannot be interpreted as summary statistics of the population of interest.

trb_02: 二、各職類人力減少原因(複選)：2.精簡人力(含遇缺不補情況)

Information	[Type= discrete] [Format=numeric] [Range= 0-1] [Missing=*]
Statistics [NW/ W]	[Valid=101 /-] [Invalid=3034 /-]

Value	Label	Cases	Percentage
0	無選擇	65	64.4%
1	有選擇	36	35.6%
Sysmiss		3034	

# trb_02: 二、各職類人力減少原因(複選) : 2.精簡人力(含遇缺不補情況)			
<i>Warning: these figures indicate the number of cases found in the data file. They cannot be interpreted as summary statistics of the population of interest.</i>			
# trb_03: 二、各職類人力減少原因(複選) : 3.公司合併			
Information	[Type= discrete] [Format=numeric] [Range= 0-1] [Missing=*]		
Statistics [NW/ W]	[Valid=101 /-] [Invalid=3034 /-]		
Value	Label	Cases	Percentage
0	無選擇	100	99.0%
1	有選擇	1	1.0%
Sysmiss		3034	
<i>Warning: these figures indicate the number of cases found in the data file. They cannot be interpreted as summary statistics of the population of interest.</i>			
# trb_04: 二、各職類人力減少原因(複選) : 4.生產線外移			
Information	[Type= discrete] [Format=numeric] [Range= 0-1] [Missing=*]		
Statistics [NW/ W]	[Valid=101 /-] [Invalid=3034 /-]		
Value	Label	Cases	Percentage
0	無選擇	101	100.0%
1	有選擇	0	
Sysmiss		3034	
<i>Warning: these figures indicate the number of cases found in the data file. They cannot be interpreted as summary statistics of the population of interest.</i>			
# trb_05: 二、各職類人力減少原因(複選) : 5.本產業淡季			
Information	[Type= discrete] [Format=numeric] [Range= 0-1] [Missing=*]		
Statistics [NW/ W]	[Valid=101 /-] [Invalid=3034 /-]		
Value	Label	Cases	Percentage
0	無選擇	101	100.0%
1	有選擇	0	
Sysmiss		3034	
<i>Warning: these figures indicate the number of cases found in the data file. They cannot be interpreted as summary statistics of the population of interest.</i>			
# trb_06: 二、各職類人力減少原因(複選) : 6.其他			
Information	[Type= discrete] [Format=numeric] [Range= 0-1] [Missing=*]		
Statistics [NW/ W]	[Valid=101 /-] [Invalid=3034 /-]		
Value	Label	Cases	Percentage
0	無選擇	93	92.1%
1	有選擇	8	7.9%
Sysmiss		3034	
<i>Warning: these figures indicate the number of cases found in the data file. They cannot be interpreted as summary statistics of the population of interest.</i>			
# trb_06_1: 二、各職類人力減少原因 : 其他說明			
Information	[Type= discrete] [Format=character] [Missing=*]		
Statistics [NW/ W]	[Valid=9 /-] [Invalid=0 /-]		
Value	Label	Cases	Percentage
	確認：合約到期	1	11.1%
	遇缺待哺	8	88.9%
<i>Warning: these figures indicate the number of cases found in the data file. They cannot be interpreted as summary statistics of the population of interest.</i>			
# rb_01: 二、主管及經理人員人力減少原因(複選) : 1.業務緊縮或結束(含訂單減少)			
Information	[Type= discrete] [Format=numeric] [Range= 0-1] [Missing=*]		

# rb_01: 二、主管及經理人員人力減少原因(複選) : 1.業務緊縮或結束(含訂單減少)			
Statistics [NW/ W]		[Valid=101 /-] [Invalid=3034 /-]	
Value	Label	Cases	Percentage
0	無選擇	100	99.0%
1	有選擇	1	1.0%
Sysmiss		3034	
<i>Warning: these figures indicate the number of cases found in the data file. They cannot be interpreted as summary statistics of the population of interest.</i>			
# rb_02: 二、主管及經理人員人力減少原因(複選) : 2.精簡人力(含遇缺不補情況)			
Information		[Type= discrete] [Format=numeric] [Range= 0-1] [Missing=*]	
Statistics [NW/ W]		[Valid=101 /-] [Invalid=3034 /-]	
Value	Label	Cases	Percentage
0	無選擇	100	99.0%
1	有選擇	1	1.0%
Sysmiss		3034	
<i>Warning: these figures indicate the number of cases found in the data file. They cannot be interpreted as summary statistics of the population of interest.</i>			
# rb_03: 二、主管及經理人員人力減少原因(複選) : 3.公司合併			
Information		[Type= discrete] [Format=numeric] [Range= 0-1] [Missing=*]	
Statistics [NW/ W]		[Valid=101 /-] [Invalid=3034 /-]	
Value	Label	Cases	Percentage
0	無選擇	101	100.0%
1	有選擇	0	
Sysmiss		3034	
<i>Warning: these figures indicate the number of cases found in the data file. They cannot be interpreted as summary statistics of the population of interest.</i>			
# rb_04: 二、主管及經理人員人力減少原因(複選) : 4.生產線外移			
Information		[Type= discrete] [Format=numeric] [Range= 0-1] [Missing=*]	
Statistics [NW/ W]		[Valid=101 /-] [Invalid=3034 /-]	
Value	Label	Cases	Percentage
0	無選擇	101	100.0%
1	有選擇	0	
Sysmiss		3034	
<i>Warning: these figures indicate the number of cases found in the data file. They cannot be interpreted as summary statistics of the population of interest.</i>			
# rb_05: 二、主管及經理人員人力減少原因(複選) : 5.本產業淡季			
Information		[Type= discrete] [Format=numeric] [Range= 0-1] [Missing=*]	
Statistics [NW/ W]		[Valid=101 /-] [Invalid=3034 /-]	
Value	Label	Cases	Percentage
0	無選擇	101	100.0%
1	有選擇	0	
Sysmiss		3034	
<i>Warning: these figures indicate the number of cases found in the data file. They cannot be interpreted as summary statistics of the population of interest.</i>			
# rb_06: 二、主管及經理人員人力減少原因(複選) : 6.其他			
Information		[Type= discrete] [Format=numeric] [Range= 0-1] [Missing=*]	
Statistics [NW/ W]		[Valid=101 /-] [Invalid=3034 /-]	

rb_06: 二、主管及經理人員人力減少原因(複選)：6.其他

Value	Label	Cases	Percentage
0	無選擇	99	98.0%
1	有選擇	2	2.0%
Sysmiss		3034	

Warning: these figures indicate the number of cases found in the data file. They cannot be interpreted as summary statistics of the population of interest.

rb_11: 二、專業人員人力減少原因(複選)：1.業務緊縮或結束(含訂單減少)

Information	[Type= discrete] [Format=numeric] [Range= 0-1] [Missing=*]
Statistics [NW/ W]	[Valid=101 /-] [Invalid=3034 /-]

Value	Label	Cases	Percentage
0	無選擇	100	99.0%
1	有選擇	1	1.0%
Sysmiss		3034	

Warning: these figures indicate the number of cases found in the data file. They cannot be interpreted as summary statistics of the population of interest.

rb_12: 二、專業人員人力減少原因(複選)：2.精簡人力(含遇缺不補情況)

Information	[Type= discrete] [Format=numeric] [Range= 0-1] [Missing=*]
Statistics [NW/ W]	[Valid=101 /-] [Invalid=3034 /-]

Value	Label	Cases	Percentage
0	無選擇	100	99.0%
1	有選擇	1	1.0%
Sysmiss		3034	

Warning: these figures indicate the number of cases found in the data file. They cannot be interpreted as summary statistics of the population of interest.

rb_13: 二、專業人員人力減少原因(複選)：3.公司合併

Information	[Type= discrete] [Format=numeric] [Range= 0-1] [Missing=*]
Statistics [NW/ W]	[Valid=101 /-] [Invalid=3034 /-]

Value	Label	Cases	Percentage
0	無選擇	101	100.0%
1	有選擇	0	
Sysmiss		3034	

Warning: these figures indicate the number of cases found in the data file. They cannot be interpreted as summary statistics of the population of interest.

rb_14: 二、專業人員人力減少原因(複選)：4.生產線外移

Information	[Type= discrete] [Format=numeric] [Range= 0-1] [Missing=*]
Statistics [NW/ W]	[Valid=101 /-] [Invalid=3034 /-]

Value	Label	Cases	Percentage
0	無選擇	101	100.0%
1	有選擇	0	
Sysmiss		3034	

Warning: these figures indicate the number of cases found in the data file. They cannot be interpreted as summary statistics of the population of interest.

rb_15: 二、專業人員人力減少原因(複選)：5.本產業淡季

Information	[Type= discrete] [Format=numeric] [Range= 0-1] [Missing=*]
Statistics [NW/ W]	[Valid=101 /-] [Invalid=3034 /-]

Value	Label	Cases	Percentage
0	無選擇	101	100.0%

rb_15: 二、專業人員人力減少原因(複選) : 5.本產業淡季

Value	Label	Cases	Percentage
1	有選擇	0	
Sysmiss		3034	

Warning: these figures indicate the number of cases found in the data file. They cannot be interpreted as summary statistics of the population of interest.

# rb_16: 二、專業人員人力減少原因(複選)：6.其他			
Information		[Type= discrete] [Format=numeric] [Range= 0-1] [Missing=*]	
Statistics [NW/ W]		[Valid=101 /-] [Invalid=3034 /-]	
Value	Label	Cases	Percentage
0	無選擇	100	99.0%
1	有選擇	1	1.0%
Sysmiss		3034	
<i>Warning: these figures indicate the number of cases found in the data file. They cannot be interpreted as summary statistics of the population of interest.</i>			
# rb_21: 二、技術員及助理專業人員人力減少原因(複選)：1.業務緊縮或結束(含訂單減少)			
Information		[Type= discrete] [Format=numeric] [Range= 0-1] [Missing=*]	
Statistics [NW/ W]		[Valid=101 /-] [Invalid=3034 /-]	
Value	Label	Cases	Percentage
0	無選擇	93	92.1%
1	有選擇	8	7.9%
Sysmiss		3034	
<i>Warning: these figures indicate the number of cases found in the data file. They cannot be interpreted as summary statistics of the population of interest.</i>			
# rb_22: 二、技術員及助理專業人員人力減少原因(複選)：2.精簡人力(含遇缺不補情況)			
Information		[Type= discrete] [Format=numeric] [Range= 0-1] [Missing=*]	
Statistics [NW/ W]		[Valid=101 /-] [Invalid=3034 /-]	
Value	Label	Cases	Percentage
0	無選擇	93	92.1%
1	有選擇	8	7.9%
Sysmiss		3034	
<i>Warning: these figures indicate the number of cases found in the data file. They cannot be interpreted as summary statistics of the population of interest.</i>			
# rb_23: 二、技術員及助理專業人員人力減少原因(複選)：3.公司合併			
Information		[Type= discrete] [Format=numeric] [Range= 0-1] [Missing=*]	
Statistics [NW/ W]		[Valid=101 /-] [Invalid=3034 /-]	
Value	Label	Cases	Percentage
0	無選擇	101	100.0%
1	有選擇	0	
Sysmiss		3034	
<i>Warning: these figures indicate the number of cases found in the data file. They cannot be interpreted as summary statistics of the population of interest.</i>			
# rb_24: 二、技術員及助理專業人員人力減少原因(複選)：4.生產線外移			
Information		[Type= discrete] [Format=numeric] [Range= 0-1] [Missing=*]	
Statistics [NW/ W]		[Valid=101 /-] [Invalid=3034 /-]	
Value	Label	Cases	Percentage
0	無選擇	101	100.0%
1	有選擇	0	
Sysmiss		3034	
<i>Warning: these figures indicate the number of cases found in the data file. They cannot be interpreted as summary statistics of the population of interest.</i>			
# rb_25: 二、技術員及助理專業人員人力減少原因(複選)：5.本產業淡季			
Information		[Type= discrete] [Format=numeric] [Range= 0-1] [Missing=*]	
Statistics [NW/ W]		[Valid=101 /-] [Invalid=3034 /-]	

rb_25: 二、技術員及助理專業人員人力減少原因(複選) : 5.本產業淡季

Value	Label	Cases	Percentage
0	無選擇	101	100.0%
1	有選擇	0	
Sysmiss		3034	

Warning: these figures indicate the number of cases found in the data file. They cannot be interpreted as summary statistics of the population of interest.

rb_26: 二、技術員及助理專業人員人力減少原因(複選) : 6.其他

Information	[Type= discrete] [Format=numeric] [Range= 0-1] [Missing=*]
Statistics [NW/ W]	[Valid=101 /-] [Invalid=3034 /-]

Value	Label	Cases	Percentage
0	無選擇	97	96.0%
1	有選擇	4	4.0%
Sysmiss		3034	

Warning: these figures indicate the number of cases found in the data file. They cannot be interpreted as summary statistics of the population of interest.

rb_31: 二、事務支援人員人力減少原因(複選) : 1.業務緊縮或結束(含訂單減少)

Information	[Type= discrete] [Format=numeric] [Range= 0-1] [Missing=*]
Statistics [NW/ W]	[Valid=101 /-] [Invalid=3034 /-]

Value	Label	Cases	Percentage
0	無選擇	97	96.0%
1	有選擇	4	4.0%
Sysmiss		3034	

Warning: these figures indicate the number of cases found in the data file. They cannot be interpreted as summary statistics of the population of interest.

rb_32: 二、事務支援人員人力減少原因(複選) : 2.精簡人力(含遇缺不補情況)

Information	[Type= discrete] [Format=numeric] [Range= 0-1] [Missing=*]
Statistics [NW/ W]	[Valid=101 /-] [Invalid=3034 /-]

Value	Label	Cases	Percentage
0	無選擇	91	90.1%
1	有選擇	10	9.9%
Sysmiss		3034	

Warning: these figures indicate the number of cases found in the data file. They cannot be interpreted as summary statistics of the population of interest.

rb_33: 二、事務支援人員人力減少原因(複選) : 3.公司合併

Information	[Type= discrete] [Format=numeric] [Range= 0-1] [Missing=*]
Statistics [NW/ W]	[Valid=101 /-] [Invalid=3034 /-]

Value	Label	Cases	Percentage
0	無選擇	101	100.0%
1	有選擇	0	
Sysmiss		3034	

Warning: these figures indicate the number of cases found in the data file. They cannot be interpreted as summary statistics of the population of interest.

rb_34: 二、事務支援人員人力減少原因(複選) : 4.生產線外移

Information	[Type= discrete] [Format=numeric] [Range= 0-1] [Missing=*]
Statistics [NW/ W]	[Valid=101 /-] [Invalid=3034 /-]

Value	Label	Cases	Percentage
0	無選擇	101	100.0%

# rb_34: 二、事務支援人員人力減少原因(複選) : 4.生產線外移			
Value	Label	Cases	Percentage
1	有選擇	0	
Sysmiss		3034	
<i>Warning: these figures indicate the number of cases found in the data file. They cannot be interpreted as summary statistics of the population of interest.</i>			
# rb_35: 二、事務支援人員人力減少原因(複選) : 5.本產業淡季			
Information		[Type= discrete] [Format=numeric] [Range= 0-1] [Missing=*]	
Statistics [NW/ W]		[Valid=101 /-] [Invalid=3034 /-]	
Value	Label	Cases	Percentage
0	無選擇	101	100.0%
1	有選擇	0	
Sysmiss		3034	
<i>Warning: these figures indicate the number of cases found in the data file. They cannot be interpreted as summary statistics of the population of interest.</i>			
# rb_36: 二、事務支援人員人力減少原因(複選) : 6.其他			
Information		[Type= discrete] [Format=numeric] [Range= 0-1] [Missing=*]	
Statistics [NW/ W]		[Valid=101 /-] [Invalid=3034 /-]	
Value	Label	Cases	Percentage
0	無選擇	97	96.0%
1	有選擇	4	4.0%
Sysmiss		3034	
<i>Warning: these figures indicate the number of cases found in the data file. They cannot be interpreted as summary statistics of the population of interest.</i>			
# rb_41: 二、服務及銷售工作人員人力減少原因(複選) : 1.業務緊縮或結束(含訂單減少)			
Information		[Type= discrete] [Format=numeric] [Range= 0-1] [Missing=*]	
Statistics [NW/ W]		[Valid=101 /-] [Invalid=3034 /-]	
Value	Label	Cases	Percentage
0	無選擇	97	96.0%
1	有選擇	4	4.0%
Sysmiss		3034	
<i>Warning: these figures indicate the number of cases found in the data file. They cannot be interpreted as summary statistics of the population of interest.</i>			
# rb_42: 二、服務及銷售工作人員人力減少原因(複選) : 2.精簡人力(含遇缺不補情況)			
Information		[Type= discrete] [Format=numeric] [Range= 0-1] [Missing=*]	
Statistics [NW/ W]		[Valid=101 /-] [Invalid=3034 /-]	
Value	Label	Cases	Percentage
0	無選擇	93	92.1%
1	有選擇	8	7.9%
Sysmiss		3034	
<i>Warning: these figures indicate the number of cases found in the data file. They cannot be interpreted as summary statistics of the population of interest.</i>			
# rb_43: 二、服務及銷售工作人員人力減少原因(複選) : 3.公司合併			
Information		[Type= discrete] [Format=numeric] [Range= 0-1] [Missing=*]	
Statistics [NW/ W]		[Valid=101 /-] [Invalid=3034 /-]	
Value	Label	Cases	Percentage
0	無選擇	100	99.0%
1	有選擇	1	1.0%

# rb_43: 二、服務及銷售工作人員人力減少原因(複選)：3.公司合併			
Value	Label	Cases	Percentage
0	無選擇	101	100.0%
1	有選擇	0	
System		3034	
<i>Warning: these figures indicate the number of cases found in the data file. They cannot be interpreted as summary statistics of the population of interest.</i>			
# rb_44: 二、服務及銷售工作人員人力減少原因(複選)：4.生產線外移			
Information		[Type= discrete] [Format=numeric] [Range= 0-1] [Missing=*]	
Statistics [NW/ W]		[Valid=101 /-] [Invalid=3034 /-]	
Value	Label	Cases	Percentage
0	無選擇	101	100.0%
1	有選擇	0	
System		3034	
<i>Warning: these figures indicate the number of cases found in the data file. They cannot be interpreted as summary statistics of the population of interest.</i>			
# rb_45: 二、服務及銷售工作人員人力減少原因(複選)：5.本產業淡季			
Information		[Type= discrete] [Format=numeric] [Range= 0-1] [Missing=*]	
Statistics [NW/ W]		[Valid=101 /-] [Invalid=3034 /-]	
Value	Label	Cases	Percentage
0	無選擇	101	100.0%
1	有選擇	0	
System		3034	
<i>Warning: these figures indicate the number of cases found in the data file. They cannot be interpreted as summary statistics of the population of interest.</i>			
# rb_46: 二、服務及銷售工作人員人力減少原因(複選)：6.其他			
Information		[Type= discrete] [Format=numeric] [Range= 0-1] [Missing=*]	
Statistics [NW/ W]		[Valid=101 /-] [Invalid=3034 /-]	
Value	Label	Cases	Percentage
0	無選擇	98	97.0%
1	有選擇	3	3.0%
System		3034	
<i>Warning: these figures indicate the number of cases found in the data file. They cannot be interpreted as summary statistics of the population of interest.</i>			
# rb_51: 二、技藝、機械設備操作及組裝人員人力減少原因(複選)：1.業務緊縮或結束(含訂單減少)			
Information		[Type= discrete] [Format=numeric] [Range= 0-1] [Missing=*]	
Statistics [NW/ W]		[Valid=101 /-] [Invalid=3034 /-]	
Value	Label	Cases	Percentage
0	無選擇	70	69.3%
1	有選擇	31	30.7%
System		3034	
<i>Warning: these figures indicate the number of cases found in the data file. They cannot be interpreted as summary statistics of the population of interest.</i>			
# rb_52: 二、技藝、機械設備操作及組裝人員人力減少原因(複選)：2.精簡人力(含遇缺不補情況)			
Information		[Type= discrete] [Format=numeric] [Range= 0-1] [Missing=*]	
Statistics [NW/ W]		[Valid=101 /-] [Invalid=3034 /-]	
Value	Label	Cases	Percentage
0	無選擇	89	88.1%
1	有選擇	12	11.9%
System		3034	
<i>Warning: these figures indicate the number of cases found in the data file. They cannot be interpreted as summary statistics of the population of interest.</i>			

# rb_53: 二、技藝、機械設備操作及組裝人員人力減少原因(複選)：3.公司合併			
Information		[Type= discrete] [Format=numeric] [Range= 0-1] [Missing=*]	
Statistics [NW/ W]		[Valid=101 /-] [Invalid=3034 /-]	
Value	Label	Cases	Percentage
0	無選擇	100	99.0%
1	有選擇	1	1.0%
Sysmiss		3034	
<i>Warning: these figures indicate the number of cases found in the data file. They cannot be interpreted as summary statistics of the population of interest.</i>			
# rb_54: 二、技藝、機械設備操作及組裝人員人力減少原因(複選)：4.生產線外移			
Information		[Type= discrete] [Format=numeric] [Range= 0-1] [Missing=*]	
Statistics [NW/ W]		[Valid=101 /-] [Invalid=3034 /-]	
Value	Label	Cases	Percentage
0	無選擇	101	100.0%
1	有選擇	0	
Sysmiss		3034	
<i>Warning: these figures indicate the number of cases found in the data file. They cannot be interpreted as summary statistics of the population of interest.</i>			
# rb_55: 二、技藝、機械設備操作及組裝人員人力減少原因(複選)：5.本產業淡季			
Information		[Type= discrete] [Format=numeric] [Range= 0-1] [Missing=*]	
Statistics [NW/ W]		[Valid=101 /-] [Invalid=3034 /-]	
Value	Label	Cases	Percentage
0	無選擇	101	100.0%
1	有選擇	0	
Sysmiss		3034	
<i>Warning: these figures indicate the number of cases found in the data file. They cannot be interpreted as summary statistics of the population of interest.</i>			
# rb_56: 二、技藝、機械設備操作及組裝人員人力減少原因(複選)：6.其他			
Information		[Type= discrete] [Format=numeric] [Range= 0-1] [Missing=*]	
Statistics [NW/ W]		[Valid=101 /-] [Invalid=3034 /-]	
Value	Label	Cases	Percentage
0	無選擇	96	95.0%
1	有選擇	5	5.0%
Sysmiss		3034	
<i>Warning: these figures indicate the number of cases found in the data file. They cannot be interpreted as summary statistics of the population of interest.</i>			
# rb_61: 二、基層技術工及勞力工人力減少原因(複選)：1.業務緊縮或結束(含訂單減少)			
Information		[Type= discrete] [Format=numeric] [Range= 0-1] [Missing=*]	
Statistics [NW/ W]		[Valid=101 /-] [Invalid=3034 /-]	
Value	Label	Cases	Percentage
0	無選擇	82	81.2%
1	有選擇	19	18.8%
Sysmiss		3034	
<i>Warning: these figures indicate the number of cases found in the data file. They cannot be interpreted as summary statistics of the population of interest.</i>			
# rb_62: 二、基層技術工及勞力工人力減少原因(複選)：2.精簡人力(含遇缺不補情況)			
Information		[Type= discrete] [Format=numeric] [Range= 0-1] [Missing=*]	
Statistics [NW/ W]		[Valid=101 /-] [Invalid=3034 /-]	

rb_62: 二、基層技術工及勞力工人力減少原因(複選)：2.精簡人力(含遇缺不補情況)

Value	Label	Cases	Percentage
0	無選擇	96	95.0%
1	有選擇	5	5.0%
Systemmiss		3034	

Warning: these figures indicate the number of cases found in the data file. They cannot be interpreted as summary statistics of the population of interest.

rb_63: 二、基層技術工及勞力工人力減少原因(複選)：3.公司合併

Information	[Type= discrete] [Format=numeric] [Range= 0-1] [Missing=*]
Statistics [NW/ W]	[Valid=101 /-] [Invalid=3034 /-]

Value	Label	Cases	Percentage
0	無選擇	100	99.0%
1	有選擇	1	1.0%
Systemmiss		3034	

Warning: these figures indicate the number of cases found in the data file. They cannot be interpreted as summary statistics of the population of interest.

rb_64: 二、基層技術工及勞力工人力減少原因(複選)：4.生產線外移

Information	[Type= discrete] [Format=numeric] [Range= 0-1] [Missing=*]
Statistics [NW/ W]	[Valid=101 /-] [Invalid=3034 /-]

Value	Label	Cases	Percentage
0	無選擇	101	100.0%
1	有選擇	0	
Systemmiss		3034	

Warning: these figures indicate the number of cases found in the data file. They cannot be interpreted as summary statistics of the population of interest.

rb_65: 二、基層技術工及勞力工人力減少原因(複選)：5.本產業淡季

Information	[Type= discrete] [Format=numeric] [Range= 0-1] [Missing=*]
Statistics [NW/ W]	[Valid=101 /-] [Invalid=3034 /-]

Value	Label	Cases	Percentage
0	無選擇	101	100.0%
1	有選擇	0	
Systemmiss		3034	

Warning: these figures indicate the number of cases found in the data file. They cannot be interpreted as summary statistics of the population of interest.

rb_66: 二、基層技術工及勞力工人力減少原因(複選)：6.其他

Information	[Type= discrete] [Format=numeric] [Range= 0-1] [Missing=*]
Statistics [NW/ W]	[Valid=101 /-] [Invalid=3034 /-]

Value	Label	Cases	Percentage
0	無選擇	101	100.0%
1	有選擇	0	
Systemmiss		3034	

Warning: these figures indicate the number of cases found in the data file. They cannot be interpreted as summary statistics of the population of interest.

a1_0: 二、增加僱用(a)經常性僱用員工人數：主管及經理人員

Information	[Type= discrete] [Format=numeric] [Range= 0-4] [Missing=*]
Statistics [NW/ W]	[Valid=752 /-] [Invalid=2383 /-]

Value	Label	Cases	Percentage
0		742	98.7%

a1_0: 二、增加僱用(a)經常性僱用員工人數：主管及經理人員

Value	Label	Cases	Percentage
1		5	0.7%
2		2	0.3%
3		2	0.3%
4		1	0.1%
Sysmiss		2383	

Warning: these figures indicate the number of cases found in the data file. They cannot be interpreted as summary statistics of the population of interest.

a1_1: 二、增加僱用(a)經常性僱用員工人數：01.生產管理、品質管制工程師

Information	[Type= discrete] [Format=numeric] [Range= 0-15] [Missing=*]
--------------------	---

Statistics [NW/ W]	[Valid=752 /-] [Invalid=2383 /-]
---------------------------	----------------------------------

Value	Label	Cases	Percentage
0		748	99.5%
2		3	0.4%
15		1	0.1%
Sysmiss		2383	

Warning: these figures indicate the number of cases found in the data file. They cannot be interpreted as summary statistics of the population of interest.

a1_2: 二、增加僱用(a)經常性僱用員工人數：02.製程工程師

Information	[Type= discrete] [Format=numeric] [Range= 0-0] [Missing=*]
--------------------	--

Statistics [NW/ W]	[Valid=752 /-] [Invalid=2383 /-]
---------------------------	----------------------------------

Value	Label	Cases	Percentage
0		752	100.0%
Sysmiss		2383	

Warning: these figures indicate the number of cases found in the data file. They cannot be interpreted as summary statistics of the population of interest.

a1_3: 二、增加僱用(a)經常性僱用員工人數：03.環衛工程師

Information	[Type= discrete] [Format=numeric] [Range= 0-0] [Missing=*]
--------------------	--

Statistics [NW/ W]	[Valid=752 /-] [Invalid=2383 /-]
---------------------------	----------------------------------

Value	Label	Cases	Percentage
0		752	100.0%
Sysmiss		2383	

Warning: these figures indicate the number of cases found in the data file. They cannot be interpreted as summary statistics of the population of interest.

a1_4: 二、增加僱用(a)經常性僱用員工人數：04.機械、化工、紡織、食品等工程師及研發人員

Information	[Type= discrete] [Format=numeric] [Range= 0-7] [Missing=*]
--------------------	--

Statistics [NW/ W]	[Valid=752 /-] [Invalid=2383 /-]
---------------------------	----------------------------------

Value	Label	Cases	Percentage
0		738	98.1%
1		6	0.8%
2		3	0.4%
3		3	0.4%
4		1	0.1%
7		1	0.1%
Sysmiss		2383	

Warning: these figures indicate the number of cases found in the data file. They cannot be interpreted as summary statistics of the population of interest.

# a1_5: 二、增加僱用(a)經常性僱用員工人數：05.電科技工程師			
Information		[Type= discrete] [Format=numeric] [Range= 0-10] [Missing=*]	
Statistics [NW/ W]		[Valid=752 /-] [Invalid=2383 /-]	
Value	Label	Cases	Percentage
0		736	97.9%
1		4	0.5%
2		3	0.4%
3		2	0.3%
4		2	0.3%
5		1	0.1%
8		1	0.1%
10		3	0.4%
Systemmiss		2383	
<i>Warning: these figures indicate the number of cases found in the data file. They cannot be interpreted as summary statistics of the population of interest.</i>			
# a1_6: 二、增加僱用(a)經常性僱用員工人數：06.營建、製圖、測量等專業人員			
Information		[Type= discrete] [Format=numeric] [Range= 0-4] [Missing=*]	
Statistics [NW/ W]		[Valid=752 /-] [Invalid=2383 /-]	
Value	Label	Cases	Percentage
0		746	99.2%
1		3	0.4%
2		2	0.3%
4		1	0.1%
Systemmiss		2383	
<i>Warning: these figures indicate the number of cases found in the data file. They cannot be interpreted as summary statistics of the population of interest.</i>			
# a1_7: 二、增加僱用(a)經常性僱用員工人數：07.設計專業人員			
Information		[Type= discrete] [Format=numeric] [Range= 0-3] [Missing=*]	
Statistics [NW/ W]		[Valid=752 /-] [Invalid=2383 /-]	
Value	Label	Cases	Percentage
0		745	99.1%
1		4	0.5%
2		2	0.3%
3		1	0.1%
Systemmiss		2383	
<i>Warning: these figures indicate the number of cases found in the data file. They cannot be interpreted as summary statistics of the population of interest.</i>			
# a1_8: 二、增加僱用(a)經常性僱用員工人數：08.醫療保健專業人員			
Information		[Type= discrete] [Format=numeric] [Range= 0-20] [Missing=*]	
Statistics [NW/ W]		[Valid=752 /-] [Invalid=2383 /-]	
Value	Label	Cases	Percentage
0		726	96.5%
1		11	1.5%
2		2	0.3%
3		4	0.5%
5		2	0.3%
10		4	0.5%

a1_8: 二、增加僱用(a)經常性僱用員工人數：08.醫療保健專業人員

Value	Label	Cases	Percentage
12		1	0.1%
15		1	0.1%
20		1	0.1%
Systemmiss		2383	

Warning: these figures indicate the number of cases found in the data file. They cannot be interpreted as summary statistics of the population of interest.

a1_9: 二、增加僱用(a)經常性僱用員工人數：09.會計專業人員

Information	[Type= discrete] [Format=numeric] [Range= 0-2] [Missing=*]
Statistics [NW/ W]	[Valid=752 /-] [Invalid=2383 /-]

Value	Label	Cases	Percentage
0		750	99.7%
1		1	0.1%
2		1	0.1%
Systemmiss		2383	

Warning: these figures indicate the number of cases found in the data file. They cannot be interpreted as summary statistics of the population of interest.

a1_10: 二、增加僱用(a)經常性僱用員工人數：10.財務、保險、金融、投資等專業人員

Information	[Type= discrete] [Format=numeric] [Range= 0-2] [Missing=*]
Statistics [NW/ W]	[Valid=752 /-] [Invalid=2383 /-]

Value	Label	Cases	Percentage
0		748	99.5%
1		3	0.4%
2		1	0.1%
Systemmiss		2383	

Warning: these figures indicate the number of cases found in the data file. They cannot be interpreted as summary statistics of the population of interest.

a1_11: 二、增加僱用(a)經常性僱用員工人數：11.人力資源專業人員

Information	[Type= discrete] [Format=numeric] [Range= 0-1] [Missing=*]
Statistics [NW/ W]	[Valid=752 /-] [Invalid=2383 /-]

Value	Label	Cases	Percentage
0		751	99.9%
1		1	0.1%
Systemmiss		2383	

Warning: these figures indicate the number of cases found in the data file. They cannot be interpreted as summary statistics of the population of interest.

a1_12: 二、增加僱用(a)經常性僱用員工人數：12.企劃、行銷、公關等專業人員

Information	[Type= discrete] [Format=numeric] [Range= 0-14] [Missing=*]
Statistics [NW/ W]	[Valid=752 /-] [Invalid=2383 /-]

Value	Label	Cases	Percentage
0		730	97.1%
1		9	1.2%
2		4	0.5%
3		3	0.4%
4		2	0.3%
5		2	0.3%
6		1	0.1%

a1_12: 二、增加僱用(a)經常性僱用員工人數：12.企劃、行銷、公關等專業人員

Value	Label	Cases	Percentage
14		1	0.1%
Sysmiss		2383	

Warning: these figures indicate the number of cases found in the data file. They cannot be interpreted as summary statistics of the population of interest.

a1_13: 二、增加僱用(a)經常性僱用員工人數：13.軟體、程式、網路、系統、資料庫等資訊專業人員

Information	[Type= discrete] [Format=numeric] [Range= 0-20] [Missing=*]
Statistics [NW/ W]	[Valid=752 /-] [Invalid=2383 /-]

Value	Label	Cases	Percentage
0		726	96.5%
1		9	1.2%
2		5	0.7%
3		4	0.5%
4		3	0.4%
10		2	0.3%
12		1	0.1%
20		2	0.3%
Sysmiss		2383	

Warning: these figures indicate the number of cases found in the data file. They cannot be interpreted as summary statistics of the population of interest.

a1_14: 二、增加僱用(a)經常性僱用員工人數：14.法務專業人員

Information	[Type= discrete] [Format=numeric] [Range= 0-2] [Missing=*]
Statistics [NW/ W]	[Valid=752 /-] [Invalid=2383 /-]

Value	Label	Cases	Percentage
0		751	99.9%
2		1	0.1%
Sysmiss		2383	

Warning: these figures indicate the number of cases found in the data file. They cannot be interpreted as summary statistics of the population of interest.

a1_15: 二、增加僱用(a)經常性僱用員工人數：15.其他專業人員

Information	[Type= discrete] [Format=numeric] [Range= 0-25] [Missing=*]
Statistics [NW/ W]	[Valid=752 /-] [Invalid=2383 /-]

Value	Label	Cases	Percentage
0		739	98.3%
1		5	0.7%
2		3	0.4%
3		2	0.3%
5		1	0.1%
9		1	0.1%
25		1	0.1%
Sysmiss		2383	

Warning: these figures indicate the number of cases found in the data file. They cannot be interpreted as summary statistics of the population of interest.

a1_16: 二、增加僱用(a)經常性僱用員工人數：16.營建工程、製圖技術員

Information	[Type= discrete] [Format=numeric] [Range= 0-25] [Missing=*]
Statistics [NW/ W]	[Valid=752 /-] [Invalid=2383 /-]

a1_16: 二、增加僱用(a)經常性僱用員工人數：16.營建工程、製圖技術員

Value	Label	Cases	Percentage
0		729	96.9%
1		9	1.2%
2		6	0.8%
3		1	0.1%
4		3	0.4%
5		1	0.1%
10		2	0.3%
25		1	0.1%
Sysmiss		2383	

Warning: these figures indicate the number of cases found in the data file. They cannot be interpreted as summary statistics of the population of interest.

a1_17: 二、增加僱用(a)經常性僱用員工人數：17.電機、電子工程技術員

Information	[Type= discrete] [Format=numeric] [Range= 0-30] [Missing=*]
Statistics [NW/ W]	[Valid=752 /-] [Invalid=2383 /-]

Value	Label	Cases	Percentage
0		709	94.3%
1		8	1.1%
2		7	0.9%
3		9	1.2%
4		5	0.7%
5		4	0.5%
6		4	0.5%
8		1	0.1%
10		2	0.3%
15		1	0.1%
20		1	0.1%
30		1	0.1%
Sysmiss		2383	

Warning: these figures indicate the number of cases found in the data file. They cannot be interpreted as summary statistics of the population of interest.

a1_18: 二、增加僱用(a)經常性僱用員工人數：18.機械、化工、紡織、食品等技術員

Information	[Type= discrete] [Format=numeric] [Range= 0-17] [Missing=*]
Statistics [NW/ W]	[Valid=752 /-] [Invalid=2383 /-]

Value	Label	Cases	Percentage
0		728	96.8%
1		10	1.3%
2		5	0.7%
3		3	0.4%
4		1	0.1%
5		1	0.1%
6		2	0.3%
8		1	0.1%
17		1	0.1%
Sysmiss		2383	

Warning: these figures indicate the number of cases found in the data file. They cannot be interpreted as summary statistics of the population of interest.

a1_19: 二、增加僱用(a)經常性僱用員工人數：19.生產管理技術員、品質管制技術員

Information	[Type= discrete] [Format=numeric] [Range= 0-15] [Missing=*]
Statistics [NW/ W]	[Valid=752 /-] [Invalid=2383 /-]

Value	Label	Cases	Percentage
0		723	96.1%
1		8	1.1%
2		8	1.1%
3		3	0.4%
4		1	0.1%
5		2	0.3%
6		3	0.4%
8		1	0.1%
9		1	0.1%
10		1	0.1%
15		1	0.1%
Systemmiss		2383	

Warning: these figures indicate the number of cases found in the data file. They cannot be interpreted as summary statistics of the population of interest.

a1_20: 二、增加僱用(a)經常性僱用員工人數：20.製程控制技術員

Information	[Type= discrete] [Format=numeric] [Range= 0-8] [Missing=*]
Statistics [NW/ W]	[Valid=752 /-] [Invalid=2383 /-]

Value	Label	Cases	Percentage
0		745	99.1%
1		1	0.1%
2		1	0.1%
3		1	0.1%
5		2	0.3%
7		1	0.1%
8		1	0.1%
Systemmiss		2383	

Warning: these figures indicate the number of cases found in the data file. They cannot be interpreted as summary statistics of the population of interest.

a1_21: 二、增加僱用(a)經常性僱用員工人數：21.製造、營造監督人員

Information	[Type= discrete] [Format=numeric] [Range= 0-20] [Missing=*]
Statistics [NW/ W]	[Valid=752 /-] [Invalid=2383 /-]

Value	Label	Cases	Percentage
0		742	98.7%
1		3	0.4%
2		1	0.1%
4		1	0.1%
5		1	0.1%
6		1	0.1%
10		2	0.3%
20		1	0.1%
Systemmiss		2383	

Warning: these figures indicate the number of cases found in the data file. They cannot be interpreted as summary statistics of the population of interest.

# a1_22: 二、增加僱用(a)經常性僱用員工人數：22.醫療保健助理專業人員			
Information	[Type= discrete] [Format=numeric] [Range= 0-3] [Missing=*]		
Statistics [NW/ W]	[Valid=752 /-] [Invalid=2383 /-]		
Value	Label	Cases	Percentage
0		750	99.7%
2		1	0.1%
3		1	0.1%
Sysmiss		2383	
<i>Warning: these figures indicate the number of cases found in the data file. They cannot be interpreted as summary statistics of the population of interest.</i>			
# a1_23: 二、增加僱用(a)經常性僱用員工人數：23.環衛類技術員(含勞工安全類技術人員)			
Information	[Type= discrete] [Format=numeric] [Range= 0-2] [Missing=*]		
Statistics [NW/ W]	[Valid=752 /-] [Invalid=2383 /-]		
Value	Label	Cases	Percentage
0		749	99.6%
1		1	0.1%
2		2	0.3%
Sysmiss		2383	
<i>Warning: these figures indicate the number of cases found in the data file. They cannot be interpreted as summary statistics of the population of interest.</i>			
# a1_24: 二、增加僱用(a)經常性僱用員工人數：24.財務、金融等助理人員			
Information	[Type= discrete] [Format=numeric] [Range= 0-15] [Missing=*]		
Statistics [NW/ W]	[Valid=752 /-] [Invalid=2383 /-]		
Value	Label	Cases	Percentage
0		740	98.4%
1		3	0.4%
2		2	0.3%
3		3	0.4%
4		2	0.3%
10		1	0.1%
15		1	0.1%
Sysmiss		2383	
<i>Warning: these figures indicate the number of cases found in the data file. They cannot be interpreted as summary statistics of the population of interest.</i>			
# a1_25: 二、增加僱用(a)經常性僱用員工人數：25.會計助理人員			
Information	[Type= discrete] [Format=numeric] [Range= 0-5] [Missing=*]		
Statistics [NW/ W]	[Valid=752 /-] [Invalid=2383 /-]		
Value	Label	Cases	Percentage
0		740	98.4%
1		7	0.9%
2		3	0.4%
3		1	0.1%
5		1	0.1%
Sysmiss		2383	
<i>Warning: these figures indicate the number of cases found in the data file. They cannot be interpreted as summary statistics of the population of interest.</i>			
# a1_26: 二、增加僱用(a)經常性僱用員工人數：26.業務銷售、貿易助理專業人員			
Information	[Type= discrete] [Format=numeric] [Range= 0-50] [Missing=*]		

a1_26: 二、增加僱用(a)經常性僱用員工人數：26.業務銷售、貿易助理專業人員

Statistics [NW/ W] [Valid=752 /-] [Invalid=2383 /-]

Value	Label	Cases	Percentage
0		657	87.4%
1		31	4.1%
2		26	3.5%
3		10	1.3%
4		5	0.7%
5		9	1.2%
6		5	0.7%
7		1	0.1%
10		1	0.1%
15		3	0.4%
16		1	0.1%
25		1	0.1%
30		1	0.1%
50		1	0.1%
Sysmiss		2383	

Warning: these figures indicate the number of cases found in the data file. They cannot be interpreted as summary statistics of the population of interest.

a1_27: 二、增加僱用(a)經常性僱用員工人數：27.採購員

Information [Type= discrete] [Format=numeric] [Range= 0-7] [Missing=*]

Statistics [NW/ W] [Valid=752 /-] [Invalid=2383 /-]

Value	Label	Cases	Percentage
0		738	98.1%
1		5	0.7%
2		3	0.4%
3		3	0.4%
5		2	0.3%
7		1	0.1%
Sysmiss		2383	

Warning: these figures indicate the number of cases found in the data file. They cannot be interpreted as summary statistics of the population of interest.

a1_28: 二、增加僱用(a)經常性僱用員工人數：28.人力資源助理專業人員

Information [Type= discrete] [Format=numeric] [Range= 0-4] [Missing=*]

Statistics [NW/ W] [Valid=752 /-] [Invalid=2383 /-]

Value	Label	Cases	Percentage
0		746	99.2%
1		4	0.5%
2		1	0.1%
4		1	0.1%
Sysmiss		2383	

Warning: these figures indicate the number of cases found in the data file. They cannot be interpreted as summary statistics of the population of interest.

a1_29: 二、增加僱用(a)經常性僱用員工人數：29.不動產經紀人

Information [Type= discrete] [Format=numeric] [Range= 0-50] [Missing=*]

Statistics [NW/ W] [Valid=752 /-] [Invalid=2383 /-]

a1_29: 二、增加僱用(a)經常性僱用員工人數：29.不動產經紀人

Value	Label	Cases	Percentage
0		743	98.8%
1		1	0.1%
2		3	0.4%
5		1	0.1%
7		1	0.1%
10		1	0.1%
30		1	0.1%
50		1	0.1%
Sysmiss		2383	

Warning: these figures indicate the number of cases found in the data file. They cannot be interpreted as summary statistics of the population of interest.

a1_30: 二、增加僱用(a)經常性僱用員工人數：30.法務助理人員

Information	[Type= discrete] [Format=numeric] [Range= 0-0] [Missing=*]
Statistics [NW/ W]	[Valid=752 /-] [Invalid=2383 /-]

Value	Label	Cases	Percentage
0		752	100.0%
Sysmiss		2383	

Warning: these figures indicate the number of cases found in the data file. They cannot be interpreted as summary statistics of the population of interest.

a1_31: 二、增加僱用(a)經常性僱用員工人數：31.資訊及通訊傳播技術員

Information	[Type= discrete] [Format=numeric] [Range= 0-30] [Missing=*]
Statistics [NW/ W]	[Valid=752 /-] [Invalid=2383 /-]

Value	Label	Cases	Percentage
0		690	91.8%
1		13	1.7%
2		11	1.5%
3		8	1.1%
4		4	0.5%
5		6	0.8%
6		5	0.7%
7		1	0.1%
8		6	0.8%
10		3	0.4%
15		2	0.3%
16		1	0.1%
20		1	0.1%
30		1	0.1%
Sysmiss		2383	

Warning: these figures indicate the number of cases found in the data file. They cannot be interpreted as summary statistics of the population of interest.

a1_32: 二、增加僱用(a)經常性僱用員工人數：32.其他技術員及助理專業人員

Information	[Type= discrete] [Format=numeric] [Range= 0-1] [Missing=*]
Statistics [NW/ W]	[Valid=752 /-] [Invalid=2383 /-]

Value	Label	Cases	Percentage
0		751	99.9%
1		1	0.1%

Value	Label	Cases	Percentage
0		690	91.8%
1		19	2.5%
2		20	2.7%
3		11	1.5%
4		2	0.3%
5		2	0.3%
6		1	0.1%
9		1	0.1%
10		4	0.5%
25		1	0.1%
70		1	0.1%
System Miss		2383	

Warning: these figures indicate the number of cases found in the data file. They cannot be interpreted as summary statistics of the population of interest.

Value	Label	Cases	Percentage
0		726	96.5%
1		8	1.1%
2		4	0.5%
3		2	0.3%
4		3	0.4%
5		1	0.1%
6		1	0.1%
7		1	0.1%
8		1	0.1%
10		2	0.3%
20		1	0.1%
25		1	0.1%
30		1	0.1%
System Miss		2383	

Warning: these figures indicate the number of cases found in the data file. They cannot be interpreted as summary statistics of the population of interest.

Value	Label	Cases	Percentage
0		731	97.2%

a1_35: 二、增加僱用(a)經常性僱用員工人數：35.會計、生產、運輸事務人員

Value	Label	Cases	Percentage
1		13	1.7%
2		5	0.7%
3		1	0.1%
7		1	0.1%
10		1	0.1%
Systemmiss		2383	

Warning: these figures indicate the number of cases found in the data file. They cannot be interpreted as summary statistics of the population of interest.

a1_36: 二、增加僱用(a)經常性僱用員工人數：36.人事

Information	[Type= discrete] [Format=numeric] [Range= 0-0] [Missing=*]
Statistics [NW/ W]	[Valid=752 /-] [Invalid=2383 /-]

Value	Label	Cases	Percentage
0		752	100.0%
Systemmiss		2383	

Warning: these figures indicate the number of cases found in the data file. They cannot be interpreted as summary statistics of the population of interest.

a1_37: 二、增加僱用(a)經常性僱用員工人數：37.其他事務支援人員

Information	[Type= discrete] [Format=numeric] [Range= 0-0] [Missing=*]
Statistics [NW/ W]	[Valid=752 /-] [Invalid=2383 /-]

Value	Label	Cases	Percentage
0		752	100.0%
Systemmiss		2383	

Warning: these figures indicate the number of cases found in the data file. They cannot be interpreted as summary statistics of the population of interest.

a1_38: 二、增加僱用(a)經常性僱用員工人數：38.車、船、機上服務人員

Information	[Type= discrete] [Format=numeric] [Range= 0-0] [Missing=*]
Statistics [NW/ W]	[Valid=752 /-] [Invalid=2383 /-]

Value	Label	Cases	Percentage
0		752	100.0%
Systemmiss		2383	

Warning: these figures indicate the number of cases found in the data file. They cannot be interpreted as summary statistics of the population of interest.

a1_39: 二、增加僱用(a)經常性僱用員工人數：39.導遊及領隊

Information	[Type= discrete] [Format=numeric] [Range= 0-0] [Missing=*]
Statistics [NW/ W]	[Valid=752 /-] [Invalid=2383 /-]

Value	Label	Cases	Percentage
0		752	100.0%
Systemmiss		2383	

Warning: these figures indicate the number of cases found in the data file. They cannot be interpreted as summary statistics of the population of interest.

a1_40: 二、增加僱用(a)經常性僱用員工人數：40.廚師

Information	[Type= discrete] [Format=numeric] [Range= 0-30] [Missing=*]
Statistics [NW/ W]	[Valid=752 /-] [Invalid=2383 /-]

Value	Label	Cases	Percentage
0		743	98.8%
2		3	0.4%

a1_40: 二、增加僱用(a)經常性僱用員工人數：40.廚師

Value	Label	Cases	Percentage
5		1	0.1%
6		1	0.1%
10		2	0.3%
15		1	0.1%
30		1	0.1%
Sysmiss		2383	

Warning: these figures indicate the number of cases found in the data file. They cannot be interpreted as summary statistics of the population of interest.

a1_41: 二、增加僱用(a)經常性僱用員工人數：41.餐飲服務員

Information	[Type= discrete] [Format=numeric] [Range= 0-55] [Missing=*]
Statistics [NW/ W]	[Valid=752 /-] [Invalid=2383 /-]

Value	Label	Cases	Percentage
0		699	93.0%
1		9	1.2%
2		6	0.8%
3		8	1.1%
4		2	0.3%
5		14	1.9%
6		1	0.1%
10		4	0.5%
12		1	0.1%
15		2	0.3%
20		2	0.3%
30		2	0.3%
54		1	0.1%
55		1	0.1%
Sysmiss		2383	

Warning: these figures indicate the number of cases found in the data file. They cannot be interpreted as summary statistics of the population of interest.

a1_42: 二、增加僱用(a)經常性僱用員工人數：42.商店銷售有關人員及展售說明人員

Information	[Type= discrete] [Format=numeric] [Range= 0-100] [Missing=*]
Statistics [NW/ W]	[Valid=752 /-] [Invalid=2383 /-]

Value	Label	Cases	Percentage
0		729	96.9%
1		3	0.4%
2		1	0.1%
3		2	0.3%
4		1	0.1%
5		5	0.7%
6		2	0.3%
8		2	0.3%
10		3	0.4%
12		1	0.1%
15		1	0.1%
30		1	0.1%
100		1	0.1%

# a1_42: 二、增加僱用(a)經常性僱用員工人數：42.商店銷售有關人員及展售說明人員			
Value	Label	Cases	Percentage
0		2383	
<i>Warning: these figures indicate the number of cases found in the data file. They cannot be interpreted as summary statistics of the population of interest.</i>			
# a1_43: 二、增加僱用(a)經常性僱用員工人數：43.電話及網路行銷人員			
Information	[Type= discrete] [Format=numeric] [Range= 0-2] [Missing=*]		
Statistics [NW/ W]	[Valid=752 /-] [Invalid=2383 /-]		
Value	Label	Cases	Percentage
0		751	99.9%
2		1	0.1%
Sysmiss		2383	
<i>Warning: these figures indicate the number of cases found in the data file. They cannot be interpreted as summary statistics of the population of interest.</i>			
# a1_44: 二、增加僱用(a)經常性僱用員工人數：44.健康照顧人員、陪病人員			
Information	[Type= discrete] [Format=numeric] [Range= 0-8] [Missing=*]		
Statistics [NW/ W]	[Valid=752 /-] [Invalid=2383 /-]		
Value	Label	Cases	Percentage
0		740	98.4%
1		4	0.5%
2		1	0.1%
3		3	0.4%
4		1	0.1%
5		2	0.3%
8		1	0.1%
Sysmiss		2383	
<i>Warning: these figures indicate the number of cases found in the data file. They cannot be interpreted as summary statistics of the population of interest.</i>			
# a1_45: 二、增加僱用(a)經常性僱用員工人數：45.保全(含建築物管理員)			
Information	[Type= discrete] [Format=numeric] [Range= 0-50] [Missing=*]		
Statistics [NW/ W]	[Valid=752 /-] [Invalid=2383 /-]		
Value	Label	Cases	Percentage
0		735	97.7%
2		1	0.1%
3		2	0.3%
5		4	0.5%
7		1	0.1%
10		5	0.7%
15		1	0.1%
20		2	0.3%
50		1	0.1%
Sysmiss		2383	
<i>Warning: these figures indicate the number of cases found in the data file. They cannot be interpreted as summary statistics of the population of interest.</i>			
# a1_46: 二、增加僱用(a)經常性僱用員工人數：46.其他服務及銷售工作人員			
Information	[Type= discrete] [Format=numeric] [Range= 0-10] [Missing=*]		
Statistics [NW/ W]	[Valid=752 /-] [Invalid=2383 /-]		

a1_46: 二、增加僱用(a)經常性僱用員工人數：46.其他服務及銷售工作人員

Value	Label	Cases	Percentage
0		744	98.9%
1		1	0.1%
2		3	0.4%
6		1	0.1%
10		3	0.4%
Sysmiss		2383	

Warning: these figures indicate the number of cases found in the data file. They cannot be interpreted as summary statistics of the population of interest.

a1_47: 二、增加僱用(a)經常性僱用員工人數：47.營建及有關工作人員

Information	[Type= discrete] [Format=numeric] [Range= 0-22] [Missing=*]
Statistics [NW/ W]	[Valid=752 /-] [Invalid=2383 /-]

Value	Label	Cases	Percentage
0		741	98.5%
1		1	0.1%
2		1	0.1%
3		3	0.4%
5		3	0.4%
18		1	0.1%
20		1	0.1%
22		1	0.1%
Sysmiss		2383	

Warning: these figures indicate the number of cases found in the data file. They cannot be interpreted as summary statistics of the population of interest.

a1_48: 二、增加僱用(a)經常性僱用員工人數：48.品質檢查人員

Information	[Type= discrete] [Format=numeric] [Range= 0-10] [Missing=*]
Statistics [NW/ W]	[Valid=752 /-] [Invalid=2383 /-]

Value	Label	Cases	Percentage
0		732	97.3%
1		8	1.1%
2		4	0.5%
3		2	0.3%
4		1	0.1%
5		4	0.5%
10		1	0.1%
Sysmiss		2383	

Warning: these figures indicate the number of cases found in the data file. They cannot be interpreted as summary statistics of the population of interest.

a1_49: 二、增加僱用(a)經常性僱用員工人數：49.維修技術類工作人員

Information	[Type= discrete] [Format=numeric] [Range= 0-22] [Missing=*]
Statistics [NW/ W]	[Valid=752 /-] [Invalid=2383 /-]

Value	Label	Cases	Percentage
0		719	95.6%
1		10	1.3%
2		10	1.3%
3		2	0.3%
4		4	0.5%

a1_49: 二、增加僱用(a)經常性僱用員工人數：49.維修技術類工作人員

Value	Label	Cases	Percentage
5		3	0.4%
10		2	0.3%
20		1	0.1%
22		1	0.1%
Sysmiss		2383	

Warning: these figures indicate the number of cases found in the data file. They cannot be interpreted as summary statistics of the population of interest.

a1_50: 二、增加僱用(a)經常性僱用員工人數：50.操作技術類工作人員

Information	[Type= discrete] [Format=numeric] [Range= 0-100] [Missing=*]
--------------------	--

Statistics [NW/ W]	[Valid=752 /-] [Invalid=2383 /-]
---------------------------	----------------------------------

Value	Label	Cases	Percentage
0		614	81.6%
1		13	1.7%
2		31	4.1%
3		28	3.7%
4		7	0.9%
5		15	2.0%
6		9	1.2%
7		2	0.3%
10		17	2.3%
13		1	0.1%
15		5	0.7%
20		3	0.4%
30		2	0.3%
40		1	0.1%
41		1	0.1%
50		2	0.3%
100		1	0.1%
Sysmiss		2383	

Warning: these figures indicate the number of cases found in the data file. They cannot be interpreted as summary statistics of the population of interest.

a1_51: 二、增加僱用(a)經常性僱用員工人數：51.組裝人員

Information	[Type= discrete] [Format=numeric] [Range= 0-30] [Missing=*]
--------------------	---

Statistics [NW/ W]	[Valid=752 /-] [Invalid=2383 /-]
---------------------------	----------------------------------

Value	Label	Cases	Percentage
0		702	93.4%
1		6	0.8%
2		13	1.7%
3		11	1.5%
4		2	0.3%
5		4	0.5%
6		3	0.4%
7		2	0.3%
8		1	0.1%
10		5	0.7%
20		1	0.1%

a1_51: 二、增加僱用(a)經常性僱用員工人數：51.組裝人員

Value	Label	Cases	Percentage
21		1	0.1%
30		1	0.1%
Sysmiss		2383	

Warning: these figures indicate the number of cases found in the data file. They cannot be interpreted as summary statistics of the population of interest.

a1_52: 二、增加僱用(a)經常性僱用員工人數：52.駕駛及移運設備操作人員

Information	[Type= discrete] [Format=numeric] [Range= 0-40] [Missing=*]
Statistics [NW/ W]	[Valid=752 /-] [Invalid=2383 /-]

Value	Label	Cases	Percentage
0		724	96.3%
1		5	0.7%
2		10	1.3%
3		4	0.5%
5		1	0.1%
10		3	0.4%
15		1	0.1%
20		2	0.3%
30		1	0.1%
40		1	0.1%
Sysmiss		2383	

Warning: these figures indicate the number of cases found in the data file. They cannot be interpreted as summary statistics of the population of interest.

a1_53: 二、增加僱用(a)經常性僱用員工人數：53.其他技藝、機械設備操作及組裝人員

Information	[Type= discrete] [Format=numeric] [Range= 0-25] [Missing=*]
Statistics [NW/ W]	[Valid=752 /-] [Invalid=2383 /-]

Value	Label	Cases	Percentage
0		740	98.4%
1		5	0.7%
2		2	0.3%
3		1	0.1%
10		2	0.3%
15		1	0.1%
25		1	0.1%
Sysmiss		2383	

Warning: these figures indicate the number of cases found in the data file. They cannot be interpreted as summary statistics of the population of interest.

a1_54: 二、增加僱用(a)經常性僱用員工人數：54.清潔工

Information	[Type= discrete] [Format=numeric] [Range= 0-5] [Missing=*]
Statistics [NW/ W]	[Valid=752 /-] [Invalid=2383 /-]

Value	Label	Cases	Percentage
0		741	98.5%
2		4	0.5%
3		1	0.1%
4		2	0.3%
5		4	0.5%
Sysmiss		2383	

a1_54: 二、增加僱用(a)經常性僱用員工人數：54.清潔工

Warning: these figures indicate the number of cases found in the data file. They cannot be interpreted as summary statistics of the population of interest.

a1_55: 二、增加僱用(a)經常性僱用員工人數：55.勞力工

Information [Type= discrete] [Format=numeric] [Range= 0-30] [Missing=*]

Statistics [NW/ W] [Valid=752 /-] [Invalid=2383 /-]

Value	Label	Cases	Percentage
0		696	92.6%
1		12	1.6%
2		8	1.1%
3		10	1.3%
4		2	0.3%
5		9	1.2%
6		1	0.1%
8		2	0.3%
10		7	0.9%
12		1	0.1%
15		1	0.1%
20		1	0.1%
25		1	0.1%
30		1	0.1%
Sysmiss		2383	

Warning: these figures indicate the number of cases found in the data file. They cannot be interpreted as summary statistics of the population of interest.

a1_56: 二、增加僱用(a)經常性僱用員工人數：56.其他基層技術工及勞力工

Information [Type= discrete] [Format=numeric] [Range= 0-15] [Missing=*]

Statistics [NW/ W] [Valid=752 /-] [Invalid=2383 /-]

Value	Label	Cases	Percentage
0		744	98.9%
1		1	0.1%
2		1	0.1%
3		3	0.4%
5		2	0.3%
15		1	0.1%
Sysmiss		2383	

Warning: these figures indicate the number of cases found in the data file. They cannot be interpreted as summary statistics of the population of interest.

a2_0: 二、增加僱用(b)臨時或季節性員工人數：主管及經理人員

Information [Type= discrete] [Format=numeric] [Range= 0-0] [Missing=*]

Statistics [NW/ W] [Valid=752 /-] [Invalid=2383 /-]

Value	Label	Cases	Percentage
0		752	100.0%
Sysmiss		2383	

Warning: these figures indicate the number of cases found in the data file. They cannot be interpreted as summary statistics of the population of interest.

a2_1: 二、增加僱用(b)臨時或季節性員工人數：01.生產管理、品質管制工程師

Information [Type= discrete] [Format=numeric] [Range= 0-0] [Missing=*]

Statistics [NW/ W] [Valid=752 /-] [Invalid=2383 /-]

Value	Label	Cases	Percentage
0		752	100.0%
Systemmiss		2383	
<i>Warning: these figures indicate the number of cases found in the data file. They cannot be interpreted as summary statistics of the population of interest.</i>			

a2_1: 二、增加僱用(b)臨時或季節性員工人數：01.生產管理、品質管制工程師

Information	[Type= discrete] [Format=numeric] [Range= 0-0] [Missing=*]
Statistics [NW/ W]	[Valid=752 /-] [Invalid=2383 /-]

Value	Label	Cases	Percentage
0		752	100.0%
Systemmiss		2383	
<i>Warning: these figures indicate the number of cases found in the data file. They cannot be interpreted as summary statistics of the population of interest.</i>			

a2_2: 二、增加僱用(b)臨時或季節性員工人數：02.製程工程師

Information	[Type= discrete] [Format=numeric] [Range= 0-0] [Missing=*]
Statistics [NW/ W]	[Valid=752 /-] [Invalid=2383 /-]

Value	Label	Cases	Percentage
0		752	100.0%
Systemmiss		2383	
<i>Warning: these figures indicate the number of cases found in the data file. They cannot be interpreted as summary statistics of the population of interest.</i>			

a2_3: 二、增加僱用(b)臨時或季節性員工人數：03.環衛工程師

Information	[Type= discrete] [Format=numeric] [Range= 0-0] [Missing=*]
Statistics [NW/ W]	[Valid=752 /-] [Invalid=2383 /-]

Value	Label	Cases	Percentage
0		752	100.0%
Systemmiss		2383	
<i>Warning: these figures indicate the number of cases found in the data file. They cannot be interpreted as summary statistics of the population of interest.</i>			

a2_4: 二、增加僱用(b)臨時或季節性員工人數：04.機械、化工、紡織、食品等工程師及研發人員

Information	[Type= discrete] [Format=numeric] [Range= 0-1] [Missing=*]
Statistics [NW/ W]	[Valid=752 /-] [Invalid=2383 /-]

Value	Label	Cases	Percentage
0		751	99.9%
1		1	0.1%
Systemmiss		2383	
<i>Warning: these figures indicate the number of cases found in the data file. They cannot be interpreted as summary statistics of the population of interest.</i>			

a2_5: 二、增加僱用(b)臨時或季節性員工人數：05.電科技工程師

Information	[Type= discrete] [Format=numeric] [Range= 0-0] [Missing=*]
Statistics [NW/ W]	[Valid=752 /-] [Invalid=2383 /-]

Value	Label	Cases	Percentage
0		752	100.0%
Systemmiss		2383	
<i>Warning: these figures indicate the number of cases found in the data file. They cannot be interpreted as summary statistics of the population of interest.</i>			

a2_6: 二、增加僱用(b)臨時或季節性員工人數：06.營建、製圖、測量等專業人員

Information	[Type= discrete] [Format=numeric] [Range= 0-0] [Missing=*]
Statistics [NW/ W]	[Valid=752 /-] [Invalid=2383 /-]

Value	Label	Cases	Percentage
0		752	100.0%
Systemmiss		2383	
<i>Warning: these figures indicate the number of cases found in the data file. They cannot be interpreted as summary statistics of the population of interest.</i>			

a2_7: 二、增加僱用(b)臨時或季節性員工人數：07.設計專業人員

Information	[Type= discrete] [Format=numeric] [Range= 0-1] [Missing=*]
--------------------	--

# a2_7: 二、增加僱用(b)臨時或季節性員工人數：07.設計專業人員			
Statistics [NW/ W]		[Valid=752 /-] [Invalid=2383 /-]	
Value	Label	Cases	Percentage
0		751	99.9%
1		1	0.1%
Systemmiss		2383	
<i>Warning: these figures indicate the number of cases found in the data file. They cannot be interpreted as summary statistics of the population of interest.</i>			
# a2_8: 二、增加僱用(b)臨時或季節性員工人數：08.醫療保健專業人員			
Information		[Type= discrete] [Format=numeric] [Range= 0-0] [Missing=*]	
Statistics [NW/ W]		[Valid=752 /-] [Invalid=2383 /-]	
Value	Label	Cases	Percentage
0		752	100.0%
Systemmiss		2383	
<i>Warning: these figures indicate the number of cases found in the data file. They cannot be interpreted as summary statistics of the population of interest.</i>			
# a2_9: 二、增加僱用(b)臨時或季節性員工人數：09.會計專業人員			
Information		[Type= discrete] [Format=numeric] [Range= 0-0] [Missing=*]	
Statistics [NW/ W]		[Valid=752 /-] [Invalid=2383 /-]	
Value	Label	Cases	Percentage
0		752	100.0%
Systemmiss		2383	
<i>Warning: these figures indicate the number of cases found in the data file. They cannot be interpreted as summary statistics of the population of interest.</i>			
# a2_10: 二、增加僱用(b)臨時或季節性員工人數：10.財務、保險、金融、投資等專業人員			
Information		[Type= discrete] [Format=numeric] [Range= 0-0] [Missing=*]	
Statistics [NW/ W]		[Valid=752 /-] [Invalid=2383 /-]	
Value	Label	Cases	Percentage
0		752	100.0%
Systemmiss		2383	
<i>Warning: these figures indicate the number of cases found in the data file. They cannot be interpreted as summary statistics of the population of interest.</i>			
# a2_11: 二、增加僱用(b)臨時或季節性員工人數：11.人力資源專業人員			
Information		[Type= discrete] [Format=numeric] [Range= 0-0] [Missing=*]	
Statistics [NW/ W]		[Valid=752 /-] [Invalid=2383 /-]	
Value	Label	Cases	Percentage
0		752	100.0%
Systemmiss		2383	
<i>Warning: these figures indicate the number of cases found in the data file. They cannot be interpreted as summary statistics of the population of interest.</i>			

# a2_12: 二、增加僱用(b)臨時或季節性員工人數：12.企劃、行銷、公關等專業人員			
Information	[Type= discrete] [Format=numeric] [Range= 0-1] [Missing=*]		
Statistics [NW/ W]	[Valid=752 /-] [Invalid=2383 /-]		
Value	Label	Cases	Percentage
0		751	99.9%
1		1	0.1%
Sysmiss		2383	
<i>Warning: these figures indicate the number of cases found in the data file. They cannot be interpreted as summary statistics of the population of interest.</i>			
# a2_13: 二、增加僱用(b)臨時或季節性員工人數：13.軟體、程式、網路、系統、資料庫等資訊專業人員			
Information	[Type= discrete] [Format=numeric] [Range= 0-0] [Missing=*]		
Statistics [NW/ W]	[Valid=752 /-] [Invalid=2383 /-]		
Value	Label	Cases	Percentage
0		752	100.0%
Sysmiss		2383	
<i>Warning: these figures indicate the number of cases found in the data file. They cannot be interpreted as summary statistics of the population of interest.</i>			
# a2_14: 二、增加僱用(b)臨時或季節性員工人數：14.法務專業人員			
Information	[Type= discrete] [Format=numeric] [Range= 0-0] [Missing=*]		
Statistics [NW/ W]	[Valid=752 /-] [Invalid=2383 /-]		
Value	Label	Cases	Percentage
0		752	100.0%
Sysmiss		2383	
<i>Warning: these figures indicate the number of cases found in the data file. They cannot be interpreted as summary statistics of the population of interest.</i>			
# a2_15: 二、增加僱用(b)臨時或季節性員工人數：15.其他專業人員			
Information	[Type= discrete] [Format=numeric] [Range= 0-0] [Missing=*]		
Statistics [NW/ W]	[Valid=752 /-] [Invalid=2383 /-]		
Value	Label	Cases	Percentage
0		752	100.0%
Sysmiss		2383	
<i>Warning: these figures indicate the number of cases found in the data file. They cannot be interpreted as summary statistics of the population of interest.</i>			
# a2_16: 二、增加僱用(b)臨時或季節性員工人數：16.營建工程、製圖技術員			
Information	[Type= discrete] [Format=numeric] [Range= 0-3] [Missing=*]		
Statistics [NW/ W]	[Valid=752 /-] [Invalid=2383 /-]		
Value	Label	Cases	Percentage
0		751	99.9%
3		1	0.1%
Sysmiss		2383	
<i>Warning: these figures indicate the number of cases found in the data file. They cannot be interpreted as summary statistics of the population of interest.</i>			
# a2_17: 二、增加僱用(b)臨時或季節性員工人數：17.電機、電子工程技術員			
Information	[Type= discrete] [Format=numeric] [Range= 0-0] [Missing=*]		
Statistics [NW/ W]	[Valid=752 /-] [Invalid=2383 /-]		
Value	Label	Cases	Percentage
0		752	100.0%
Sysmiss		2383	

# a2_17: 二、增加僱用(b)臨時或季節性員工人數：17.電機、電子工程技術員			
<i>Warning: these figures indicate the number of cases found in the data file. They cannot be interpreted as summary statistics of the population of interest.</i>			
# a2_18: 二、增加僱用(b)臨時或季節性員工人數：18.機械、化工、紡織、食品等技術員			
Information		[Type= discrete] [Format=numeric] [Range= 0-0] [Missing=*]	
Statistics [NW/ W]		[Valid=752 /-] [Invalid=2383 /-]	
Value	Label	Cases	Percentage
0		752	100.0%
System		2383	
<i>Warning: these figures indicate the number of cases found in the data file. They cannot be interpreted as summary statistics of the population of interest.</i>			
# a2_19: 二、增加僱用(b)臨時或季節性員工人數：19.生產管理技術員、品質管制技術員			
Information		[Type= discrete] [Format=numeric] [Range= 0-0] [Missing=*]	
Statistics [NW/ W]		[Valid=752 /-] [Invalid=2383 /-]	
Value	Label	Cases	Percentage
0		752	100.0%
System		2383	
<i>Warning: these figures indicate the number of cases found in the data file. They cannot be interpreted as summary statistics of the population of interest.</i>			
# a2_20: 二、增加僱用(b)臨時或季節性員工人數：20.製程控制技術員			
Information		[Type= discrete] [Format=numeric] [Range= 0-0] [Missing=*]	
Statistics [NW/ W]		[Valid=752 /-] [Invalid=2383 /-]	
Value	Label	Cases	Percentage
0		752	100.0%
System		2383	
<i>Warning: these figures indicate the number of cases found in the data file. They cannot be interpreted as summary statistics of the population of interest.</i>			
# a2_21: 二、增加僱用(b)臨時或季節性員工人數：21.製造、營造監督人員			
Information		[Type= discrete] [Format=numeric] [Range= 0-20] [Missing=*]	
Statistics [NW/ W]		[Valid=752 /-] [Invalid=2383 /-]	
Value	Label	Cases	Percentage
0		751	99.9%
20		1	0.1%
System		2383	
<i>Warning: these figures indicate the number of cases found in the data file. They cannot be interpreted as summary statistics of the population of interest.</i>			
# a2_22: 二、增加僱用(b)臨時或季節性員工人數：22.醫療保健助理專業人員			
Information		[Type= discrete] [Format=numeric] [Range= 0-0] [Missing=*]	
Statistics [NW/ W]		[Valid=752 /-] [Invalid=2383 /-]	
Value	Label	Cases	Percentage
0		752	100.0%
System		2383	
<i>Warning: these figures indicate the number of cases found in the data file. They cannot be interpreted as summary statistics of the population of interest.</i>			
# a2_23: 二、增加僱用(b)臨時或季節性員工人數：23.環衛類技術員(含勞工安全類技術人員)			
Information		[Type= discrete] [Format=numeric] [Range= 0-0] [Missing=*]	
Statistics [NW/ W]		[Valid=752 /-] [Invalid=2383 /-]	
Value	Label	Cases	Percentage
0		752	100.0%

# a2_23: 二、增加僱用 (b) 臨時或季節性員工人數：23.環衛類技術員(含勞工安全類技術人員)			
Value	Label	Cases	Percentage
0		752	100.0%
Sysmiss		2383	
<i>Warning: these figures indicate the number of cases found in the data file. They cannot be interpreted as summary statistics of the population of interest.</i>			
# a2_24: 二、增加僱用 (b) 臨時或季節性員工人數：24.財務、金融等助理人員			
Information		[Type= discrete] [Format=numeric] [Range= 0-0] [Missing=*]	
Statistics [NW/ W]		[Valid=752 /-] [Invalid=2383 /-]	
Value	Label	Cases	Percentage
0		752	100.0%
Sysmiss		2383	
<i>Warning: these figures indicate the number of cases found in the data file. They cannot be interpreted as summary statistics of the population of interest.</i>			
# a2_25: 二、增加僱用 (b) 臨時或季節性員工人數：25.會計助理人員			
Information		[Type= discrete] [Format=numeric] [Range= 0-100] [Missing=*]	
Statistics [NW/ W]		[Valid=752 /-] [Invalid=2383 /-]	
Value	Label	Cases	Percentage
0		750	99.7%
50		1	0.1%
100		1	0.1%
Sysmiss		2383	
<i>Warning: these figures indicate the number of cases found in the data file. They cannot be interpreted as summary statistics of the population of interest.</i>			
# a2_26: 二、增加僱用 (b) 臨時或季節性員工人數：26.業務銷售、貿易助理專業人員			
Information		[Type= discrete] [Format=numeric] [Range= 0-0] [Missing=*]	
Statistics [NW/ W]		[Valid=752 /-] [Invalid=2383 /-]	
Value	Label	Cases	Percentage
0		752	100.0%
Sysmiss		2383	
<i>Warning: these figures indicate the number of cases found in the data file. They cannot be interpreted as summary statistics of the population of interest.</i>			
# a2_27: 二、增加僱用 (b) 臨時或季節性員工人數：27.採購員			
Information		[Type= discrete] [Format=numeric] [Range= 0-0] [Missing=*]	
Statistics [NW/ W]		[Valid=752 /-] [Invalid=2383 /-]	
Value	Label	Cases	Percentage
0		752	100.0%
Sysmiss		2383	
<i>Warning: these figures indicate the number of cases found in the data file. They cannot be interpreted as summary statistics of the population of interest.</i>			
# a2_28: 二、增加僱用 (b) 臨時或季節性員工人數：28.人力資源助理專業人員			
Information		[Type= discrete] [Format=numeric] [Range= 0-0] [Missing=*]	
Statistics [NW/ W]		[Valid=752 /-] [Invalid=2383 /-]	
Value	Label	Cases	Percentage
0		752	100.0%
Sysmiss		2383	
<i>Warning: these figures indicate the number of cases found in the data file. They cannot be interpreted as summary statistics of the population of interest.</i>			
# a2_29: 二、增加僱用 (b) 臨時或季節性員工人數：29.不動產經紀人			
Information		[Type= discrete] [Format=numeric] [Range= 0-0] [Missing=*]	

# a2_29: 二、增加僱用(b)臨時或季節性員工人數：29.不動產經紀人			
Statistics [NW/ W]		[Valid=752 /-] [Invalid=2383 /-]	
Value	Label	Cases	Percentage
0		752	100.0%
Sysmiss		2383	
<i>Warning: these figures indicate the number of cases found in the data file. They cannot be interpreted as summary statistics of the population of interest.</i>			
# a2_30: 二、增加僱用(b)臨時或季節性員工人數：30.法務助理人員			
Information		[Type= discrete] [Format=numeric] [Range= 0-0] [Missing=*]	
Statistics [NW/ W]		[Valid=752 /-] [Invalid=2383 /-]	
Value	Label	Cases	Percentage
0		752	100.0%
Sysmiss		2383	
<i>Warning: these figures indicate the number of cases found in the data file. They cannot be interpreted as summary statistics of the population of interest.</i>			
# a2_31: 二、增加僱用(b)臨時或季節性員工人數：31.資訊及通訊傳播技術員			
Information		[Type= discrete] [Format=numeric] [Range= 0-2] [Missing=*]	
Statistics [NW/ W]		[Valid=752 /-] [Invalid=2383 /-]	
Value	Label	Cases	Percentage
0		751	99.9%
2		1	0.1%
Sysmiss		2383	
<i>Warning: these figures indicate the number of cases found in the data file. They cannot be interpreted as summary statistics of the population of interest.</i>			
# a2_32: 二、增加僱用(b)臨時或季節性員工人數：32.其他技術員及助理專業人員			
Information		[Type= discrete] [Format=numeric] [Range= 0-0] [Missing=*]	
Statistics [NW/ W]		[Valid=752 /-] [Invalid=2383 /-]	
Value	Label	Cases	Percentage
0		752	100.0%
Sysmiss		2383	
<i>Warning: these figures indicate the number of cases found in the data file. They cannot be interpreted as summary statistics of the population of interest.</i>			
# a2_33: 二、增加僱用(b)臨時或季節性員工人數：33.一般及文書事務人員			
Information		[Type= discrete] [Format=numeric] [Range= 0-1] [Missing=*]	
Statistics [NW/ W]		[Valid=752 /-] [Invalid=2383 /-]	
Value	Label	Cases	Percentage
0		751	99.9%
1		1	0.1%
Sysmiss		2383	
<i>Warning: these figures indicate the number of cases found in the data file. They cannot be interpreted as summary statistics of the population of interest.</i>			
# a2_34: 二、增加僱用(b)臨時或季節性員工人數：34.顧客服務事務人員			
Information		[Type= discrete] [Format=numeric] [Range= 0-50] [Missing=*]	
Statistics [NW/ W]		[Valid=752 /-] [Invalid=2383 /-]	
Value	Label	Cases	Percentage
0		745	99.1%
1		1	0.1%
2		2	0.3%

# a2_34: 二、增加僱用 (b) 臨時或季節性員工人數：34.顧客服務事務人員			
Value	Label	Cases	Percentage
3		2	0.3%
20		1	0.1%
50		1	0.1%
Sysmiss		2383	
<i>Warning: these figures indicate the number of cases found in the data file. They cannot be interpreted as summary statistics of the population of interest.</i>			
# a2_35: 二、增加僱用 (b) 臨時或季節性員工人數：35.會計、生產、運輸事務人員			
Information		[Type= discrete] [Format=numeric] [Range= 0-0] [Missing=*]	
Statistics [NW/ W]		[Valid=752 /-] [Invalid=2383 /-]	
Value	Label	Cases	Percentage
0		752	100.0%
Sysmiss		2383	
<i>Warning: these figures indicate the number of cases found in the data file. They cannot be interpreted as summary statistics of the population of interest.</i>			
# a2_36: 二、增加僱用 (b) 臨時或季節性員工人數：36.人事			
Information		[Type= discrete] [Format=numeric] [Range= 0-0] [Missing=*]	
Statistics [NW/ W]		[Valid=752 /-] [Invalid=2383 /-]	
Value	Label	Cases	Percentage
0		752	100.0%
Sysmiss		2383	
<i>Warning: these figures indicate the number of cases found in the data file. They cannot be interpreted as summary statistics of the population of interest.</i>			
# a2_37: 二、增加僱用 (b) 臨時或季節性員工人數：37.其他事務支援人員			
Information		[Type= discrete] [Format=numeric] [Range= 0-0] [Missing=*]	
Statistics [NW/ W]		[Valid=752 /-] [Invalid=2383 /-]	
Value	Label	Cases	Percentage
0		752	100.0%
Sysmiss		2383	
<i>Warning: these figures indicate the number of cases found in the data file. They cannot be interpreted as summary statistics of the population of interest.</i>			
# a2_38: 二、增加僱用 (b) 臨時或季節性員工人數：38.車、船、機上服務人員			
Information		[Type= discrete] [Format=numeric] [Range= 0-0] [Missing=*]	
Statistics [NW/ W]		[Valid=752 /-] [Invalid=2383 /-]	
Value	Label	Cases	Percentage
0		752	100.0%
Sysmiss		2383	
<i>Warning: these figures indicate the number of cases found in the data file. They cannot be interpreted as summary statistics of the population of interest.</i>			
# a2_39: 二、增加僱用 (b) 臨時或季節性員工人數：39.導遊及領隊			
Information		[Type= discrete] [Format=numeric] [Range= 0-0] [Missing=*]	
Statistics [NW/ W]		[Valid=752 /-] [Invalid=2383 /-]	
Value	Label	Cases	Percentage
0		752	100.0%
Sysmiss		2383	
<i>Warning: these figures indicate the number of cases found in the data file. They cannot be interpreted as summary statistics of the population of interest.</i>			

# a2_40: 二、增加僱用 (b) 臨時或季節性員工人數：40.廚師			
Information		[Type= discrete] [Format=numeric] [Range= 0-10] [Missing=*]	
Statistics [NW/ W]		[Valid=752 /-] [Invalid=2383 /-]	
Value	Label	Cases	Percentage
0		750	99.7%
5		1	0.1%
10		1	0.1%
Sysmiss		2383	
<i>Warning: these figures indicate the number of cases found in the data file. They cannot be interpreted as summary statistics of the population of interest.</i>			
# a2_41: 二、增加僱用 (b) 臨時或季節性員工人數：41.餐飲服務員			
Information		[Type= discrete] [Format=numeric] [Range= 0-70] [Missing=*]	
Statistics [NW/ W]		[Valid=752 /-] [Invalid=2383 /-]	
Value	Label	Cases	Percentage
0		698	92.8%
1		1	0.1%
2		9	1.2%
3		10	1.3%
4		1	0.1%
5		10	1.3%
6		2	0.3%
7		1	0.1%
8		2	0.3%
10		11	1.5%
20		4	0.5%
40		1	0.1%
70		2	0.3%
Sysmiss		2383	
<i>Warning: these figures indicate the number of cases found in the data file. They cannot be interpreted as summary statistics of the population of interest.</i>			
# a2_42: 二、增加僱用 (b) 臨時或季節性員工人數：42.商店銷售有關人員及展售說明人員			
Information		[Type= discrete] [Format=numeric] [Range= 0-40] [Missing=*]	
Statistics [NW/ W]		[Valid=752 /-] [Invalid=2383 /-]	
Value	Label	Cases	Percentage
0		743	98.8%
2		1	0.1%
3		1	0.1%
5		2	0.3%
10		2	0.3%
20		2	0.3%
40		1	0.1%
Sysmiss		2383	
<i>Warning: these figures indicate the number of cases found in the data file. They cannot be interpreted as summary statistics of the population of interest.</i>			
# a2_43: 二、增加僱用 (b) 臨時或季節性員工人數：43.電話及網路行銷人員			
Information		[Type= discrete] [Format=numeric] [Range= 0-0] [Missing=*]	
Statistics [NW/ W]		[Valid=752 /-] [Invalid=2383 /-]	

# a2_43: 二、增加僱用(b)臨時或季節性員工人數：43.電話及網路行銷人員			
Value	Label	Cases	Percentage
0		752	100.0%
Sysmiss		2383	
<i>Warning: these figures indicate the number of cases found in the data file. They cannot be interpreted as summary statistics of the population of interest.</i>			
# a2_44: 二、增加僱用(b)臨時或季節性員工人數：44.健康照顧人員、陪病人員			
Information		[Type= discrete] [Format=numeric] [Range= 0-0] [Missing=*]	
Statistics [NW/ W]		[Valid=752 /-] [Invalid=2383 /-]	
Value	Label	Cases	Percentage
0		752	100.0%
Sysmiss		2383	
<i>Warning: these figures indicate the number of cases found in the data file. They cannot be interpreted as summary statistics of the population of interest.</i>			
# a2_45: 二、增加僱用(b)臨時或季節性員工人數：45.保全(含建築物管理員)			
Information		[Type= discrete] [Format=numeric] [Range= 0-0] [Missing=*]	
Statistics [NW/ W]		[Valid=752 /-] [Invalid=2383 /-]	
Value	Label	Cases	Percentage
0		752	100.0%
Sysmiss		2383	
<i>Warning: these figures indicate the number of cases found in the data file. They cannot be interpreted as summary statistics of the population of interest.</i>			
# a2_46: 二、增加僱用(b)臨時或季節性員工人數：46.其他服務及銷售工作人員			
Information		[Type= discrete] [Format=numeric] [Range= 0-3] [Missing=*]	
Statistics [NW/ W]		[Valid=752 /-] [Invalid=2383 /-]	
Value	Label	Cases	Percentage
0		751	99.9%
3		1	0.1%
Sysmiss		2383	
<i>Warning: these figures indicate the number of cases found in the data file. They cannot be interpreted as summary statistics of the population of interest.</i>			
# a2_47: 二、增加僱用(b)臨時或季節性員工人數：47.營建及有關工作人員			
Information		[Type= discrete] [Format=numeric] [Range= 0-5] [Missing=*]	
Statistics [NW/ W]		[Valid=752 /-] [Invalid=2383 /-]	
Value	Label	Cases	Percentage
0		751	99.9%
5		1	0.1%
Sysmiss		2383	
<i>Warning: these figures indicate the number of cases found in the data file. They cannot be interpreted as summary statistics of the population of interest.</i>			
# a2_48: 二、增加僱用(b)臨時或季節性員工人數：48.品質檢查人員			
Information		[Type= discrete] [Format=numeric] [Range= 0-0] [Missing=*]	
Statistics [NW/ W]		[Valid=752 /-] [Invalid=2383 /-]	
Value	Label	Cases	Percentage
0		752	100.0%
Sysmiss		2383	
<i>Warning: these figures indicate the number of cases found in the data file. They cannot be interpreted as summary statistics of the population of interest.</i>			

# a2_49: 二、增加僱用 (b) 臨時或季節性員工人數：49.維修技術類工作人員			
Information		[Type= discrete] [Format=numeric] [Range= 0-4] [Missing=*]	
Statistics [NW/ W]		[Valid=752 /-] [Invalid=2383 /-]	
Value	Label	Cases	Percentage
0		750	99.7%
3		1	0.1%
4		1	0.1%
Sysmiss		2383	
<i>Warning: these figures indicate the number of cases found in the data file. They cannot be interpreted as summary statistics of the population of interest.</i>			
# a2_50: 二、增加僱用 (b) 臨時或季節性員工人數：50.操作技術類工作人員			
Information		[Type= discrete] [Format=numeric] [Range= 0-15] [Missing=*]	
Statistics [NW/ W]		[Valid=752 /-] [Invalid=2383 /-]	
Value	Label	Cases	Percentage
0		748	99.5%
2		3	0.4%
15		1	0.1%
Sysmiss		2383	
<i>Warning: these figures indicate the number of cases found in the data file. They cannot be interpreted as summary statistics of the population of interest.</i>			
# a2_51: 二、增加僱用 (b) 臨時或季節性員工人數：51.組裝人員			
Information		[Type= discrete] [Format=numeric] [Range= 0-2] [Missing=*]	
Statistics [NW/ W]		[Valid=752 /-] [Invalid=2383 /-]	
Value	Label	Cases	Percentage
0		751	99.9%
2		1	0.1%
Sysmiss		2383	
<i>Warning: these figures indicate the number of cases found in the data file. They cannot be interpreted as summary statistics of the population of interest.</i>			
# a2_52: 二、增加僱用 (b) 臨時或季節性員工人數：52.駕駛及移運設備操作人員			
Information		[Type= discrete] [Format=numeric] [Range= 0-40] [Missing=*]	
Statistics [NW/ W]		[Valid=752 /-] [Invalid=2383 /-]	
Value	Label	Cases	Percentage
0		741	98.5%
1		3	0.4%
2		3	0.4%
3		4	0.5%
40		1	0.1%
Sysmiss		2383	
<i>Warning: these figures indicate the number of cases found in the data file. They cannot be interpreted as summary statistics of the population of interest.</i>			
# a2_53: 二、增加僱用 (b) 臨時或季節性員工人數：53.其他技藝、機械設備操作及組裝人員			
Information		[Type= discrete] [Format=numeric] [Range= 0-0] [Missing=*]	
Statistics [NW/ W]		[Valid=752 /-] [Invalid=2383 /-]	
Value	Label	Cases	Percentage
0		752	100.0%
Sysmiss		2383	
<i>Warning: these figures indicate the number of cases found in the data file. They cannot be interpreted as summary statistics of the population of interest.</i>			

a2_54: 二、增加僱用**(b)**臨時或季節性員工人數：54.清潔工

Information [Type= discrete] [Format=numeric] [Range= 0-20] [Missing=*]

Statistics [NW/ W] [Valid=752 /-] [Invalid=2383 /-]

Value	Label	Cases	Percentage
0		742	98.7%
1		1	0.1%
2		1	0.1%
3		1	0.1%
4		1	0.1%
5		2	0.3%
10		3	0.4%
20		1	0.1%
Sysmiss		2383	

Warning: these figures indicate the number of cases found in the data file. They cannot be interpreted as summary statistics of the population of interest.

a2_55: 二、增加僱用**(b)**臨時或季節性員工人數：55.勞力工

Information [Type= discrete] [Format=numeric] [Range= 0-60] [Missing=*]

Statistics [NW/ W] [Valid=752 /-] [Invalid=2383 /-]

Value	Label	Cases	Percentage
0		740	98.4%
3		1	0.1%
4		1	0.1%
5		2	0.3%
10		5	0.7%
20		1	0.1%
30		1	0.1%
60		1	0.1%
Sysmiss		2383	

Warning: these figures indicate the number of cases found in the data file. They cannot be interpreted as summary statistics of the population of interest.

a2_56: 二、增加僱用**(b)**臨時或季節性員工人數：56.其他基層技術工及勞力工

Information [Type= discrete] [Format=numeric] [Range= 0-20] [Missing=*]

Statistics [NW/ W] [Valid=752 /-] [Invalid=2383 /-]

Value	Label	Cases	Percentage
0		743	98.8%
1		2	0.3%
2		1	0.1%
3		1	0.1%
4		1	0.1%
5		1	0.1%
10		2	0.3%
20		1	0.1%
Sysmiss		2383	

Warning: these figures indicate the number of cases found in the data file. They cannot be interpreted as summary statistics of the population of interest.

a3_0: 二、增加僱用**(b1)**部分工時員工人數：主管及經理人員

Information [Type= discrete] [Format=numeric] [Range= 0-0] [Missing=*]

Statistics [NW/ W] [Valid=752 /-] [Invalid=2383 /-]

a3_0: 二、增加僱用(b1)部分工時員工人數：主管及經理人員

Value	Label	Cases	Percentage
0		752	100.0%
Sysmiss		2383	

Warning: these figures indicate the number of cases found in the data file. They cannot be interpreted as summary statistics of the population of interest.

a3_1: 二、增加僱用(b1)部分工時員工人數：01.生產管理、品質管制工程師

Information	[Type= discrete] [Format=numeric] [Range= 0-0] [Missing=*]
Statistics [NW/ W]	[Valid=752 /-] [Invalid=2383 /-]

Value	Label	Cases	Percentage
0		752	100.0%
Sysmiss		2383	

Warning: these figures indicate the number of cases found in the data file. They cannot be interpreted as summary statistics of the population of interest.

a3_2: 二、增加僱用(b1)部分工時員工人數：02.製程工程師

Information	[Type= discrete] [Format=numeric] [Range= 0-0] [Missing=*]
Statistics [NW/ W]	[Valid=752 /-] [Invalid=2383 /-]

Value	Label	Cases	Percentage
0		752	100.0%
Sysmiss		2383	

Warning: these figures indicate the number of cases found in the data file. They cannot be interpreted as summary statistics of the population of interest.

a3_3: 二、增加僱用(b1)部分工時員工人數：03.環衛工程師

Information	[Type= discrete] [Format=numeric] [Range= 0-0] [Missing=*]
Statistics [NW/ W]	[Valid=752 /-] [Invalid=2383 /-]

Value	Label	Cases	Percentage
0		752	100.0%
Sysmiss		2383	

Warning: these figures indicate the number of cases found in the data file. They cannot be interpreted as summary statistics of the population of interest.

a3_4: 二、增加僱用(b1)部分工時員工人數：04.機械、化工、紡織、食品等工程師及研發人員

Information	[Type= discrete] [Format=numeric] [Range= 0-0] [Missing=*]
Statistics [NW/ W]	[Valid=752 /-] [Invalid=2383 /-]

Value	Label	Cases	Percentage
0		752	100.0%
Sysmiss		2383	

Warning: these figures indicate the number of cases found in the data file. They cannot be interpreted as summary statistics of the population of interest.

# a3_5: 二、增加僱用(b1)部分工時員工人數：05.電科技工程師			
Information		[Type= discrete] [Format=numeric] [Range= 0-0] [Missing=*]	
Statistics [NW/ W]		[Valid=752 /-] [Invalid=2383 /-]	
Value	Label	Cases	Percentage
0		752	100.0%
Sysmiss		2383	
<i>Warning: these figures indicate the number of cases found in the data file. They cannot be interpreted as summary statistics of the population of interest.</i>			
# a3_6: 二、增加僱用(b1)部分工時員工人數：06.營建、製圖、測量等專業人員			
Information		[Type= discrete] [Format=numeric] [Range= 0-0] [Missing=*]	
Statistics [NW/ W]		[Valid=752 /-] [Invalid=2383 /-]	
Value	Label	Cases	Percentage
0		752	100.0%
Sysmiss		2383	
<i>Warning: these figures indicate the number of cases found in the data file. They cannot be interpreted as summary statistics of the population of interest.</i>			
# a3_7: 二、增加僱用(b1)部分工時員工人數：07.設計專業人員			
Information		[Type= discrete] [Format=numeric] [Range= 0-0] [Missing=*]	
Statistics [NW/ W]		[Valid=752 /-] [Invalid=2383 /-]	
Value	Label	Cases	Percentage
0		752	100.0%
Sysmiss		2383	
<i>Warning: these figures indicate the number of cases found in the data file. They cannot be interpreted as summary statistics of the population of interest.</i>			
# a3_8: 二、增加僱用(b1)部分工時員工人數：08.醫療保健專業人員			
Information		[Type= discrete] [Format=numeric] [Range= 0-0] [Missing=*]	
Statistics [NW/ W]		[Valid=752 /-] [Invalid=2383 /-]	
Value	Label	Cases	Percentage
0		752	100.0%
Sysmiss		2383	
<i>Warning: these figures indicate the number of cases found in the data file. They cannot be interpreted as summary statistics of the population of interest.</i>			
# a3_9: 二、增加僱用(b1)部分工時員工人數：09.會計專業人員			
Information		[Type= discrete] [Format=numeric] [Range= 0-0] [Missing=*]	
Statistics [NW/ W]		[Valid=752 /-] [Invalid=2383 /-]	
Value	Label	Cases	Percentage
0		752	100.0%
Sysmiss		2383	
<i>Warning: these figures indicate the number of cases found in the data file. They cannot be interpreted as summary statistics of the population of interest.</i>			
# a3_10: 二、增加僱用(b1)部分工時員工人數：10.財務、保險、金融、投資等專業人員			
Information		[Type= discrete] [Format=numeric] [Range= 0-0] [Missing=*]	
Statistics [NW/ W]		[Valid=752 /-] [Invalid=2383 /-]	
Value	Label	Cases	Percentage
0		752	100.0%
Sysmiss		2383	
<i>Warning: these figures indicate the number of cases found in the data file. They cannot be interpreted as summary statistics of the population of interest.</i>			

# a3_11: 二、增加僱用(b1)部分工時員工人數：11.人力資源專業人員			
Information		[Type= discrete] [Format=numeric] [Range= 0-0] [Missing=*]	
Statistics [NW/ W]		[Valid=752 /-] [Invalid=2383 /-]	
Value	Label	Cases	Percentage
0		752	100.0%
Sysmiss		2383	
<i>Warning: these figures indicate the number of cases found in the data file. They cannot be interpreted as summary statistics of the population of interest.</i>			
# a3_12: 二、增加僱用(b1)部分工時員工人數：12.企劃、行銷、公關等專業人員			
Information		[Type= discrete] [Format=numeric] [Range= 0-0] [Missing=*]	
Statistics [NW/ W]		[Valid=752 /-] [Invalid=2383 /-]	
Value	Label	Cases	Percentage
0		752	100.0%
Sysmiss		2383	
<i>Warning: these figures indicate the number of cases found in the data file. They cannot be interpreted as summary statistics of the population of interest.</i>			
# a3_13: 二、增加僱用(b1)部分工時員工人數：13.軟體、程式、網路、系統、資料庫等資訊專業人員			
Information		[Type= discrete] [Format=numeric] [Range= 0-0] [Missing=*]	
Statistics [NW/ W]		[Valid=752 /-] [Invalid=2383 /-]	
Value	Label	Cases	Percentage
0		752	100.0%
Sysmiss		2383	
<i>Warning: these figures indicate the number of cases found in the data file. They cannot be interpreted as summary statistics of the population of interest.</i>			
# a3_14: 二、增加僱用(b1)部分工時員工人數：14.法務專業人員			
Information		[Type= discrete] [Format=numeric] [Range= 0-0] [Missing=*]	
Statistics [NW/ W]		[Valid=752 /-] [Invalid=2383 /-]	
Value	Label	Cases	Percentage
0		752	100.0%
Sysmiss		2383	
<i>Warning: these figures indicate the number of cases found in the data file. They cannot be interpreted as summary statistics of the population of interest.</i>			
# a3_15: 二、增加僱用(b1)部分工時員工人數：15.其他專業人員			
Information		[Type= discrete] [Format=numeric] [Range= 0-0] [Missing=*]	
Statistics [NW/ W]		[Valid=752 /-] [Invalid=2383 /-]	
Value	Label	Cases	Percentage
0		752	100.0%
Sysmiss		2383	
<i>Warning: these figures indicate the number of cases found in the data file. They cannot be interpreted as summary statistics of the population of interest.</i>			
# a3_16: 二、增加僱用(b1)部分工時員工人數：16.營建工程、製圖技術員			
Information		[Type= discrete] [Format=numeric] [Range= 0-3] [Missing=*]	
Statistics [NW/ W]		[Valid=752 /-] [Invalid=2383 /-]	
Value	Label	Cases	Percentage
0		751	99.9%
3		1	0.1%
Sysmiss		2383	
<i>Warning: these figures indicate the number of cases found in the data file. They cannot be interpreted as summary statistics of the population of interest.</i>			

# a3_17: 二、增加僱用(b1)部分工時員工人數：17.電機、電子工程技術員			
Information		[Type= discrete] [Format=numeric] [Range= 0-0] [Missing=*]	
Statistics [NW/ W]		[Valid=752 /-] [Invalid=2383 /-]	
Value	Label	Cases	Percentage
0		752	100.0%
Sysmiss		2383	
<i>Warning: these figures indicate the number of cases found in the data file. They cannot be interpreted as summary statistics of the population of interest.</i>			
# a3_18: 二、增加僱用(b1)部分工時員工人數：18.機械、化工、紡織、食品等技術員			
Information		[Type= discrete] [Format=numeric] [Range= 0-0] [Missing=*]	
Statistics [NW/ W]		[Valid=752 /-] [Invalid=2383 /-]	
Value	Label	Cases	Percentage
0		752	100.0%
Sysmiss		2383	
<i>Warning: these figures indicate the number of cases found in the data file. They cannot be interpreted as summary statistics of the population of interest.</i>			
# a3_19: 二、增加僱用(b1)部分工時員工人數：19.生產管理技術員、品質管制技術員			
Information		[Type= discrete] [Format=numeric] [Range= 0-0] [Missing=*]	
Statistics [NW/ W]		[Valid=752 /-] [Invalid=2383 /-]	
Value	Label	Cases	Percentage
0		752	100.0%
Sysmiss		2383	
<i>Warning: these figures indicate the number of cases found in the data file. They cannot be interpreted as summary statistics of the population of interest.</i>			
# a3_20: 二、增加僱用(b1)部分工時員工人數：20.製程控制技術員			
Information		[Type= discrete] [Format=numeric] [Range= 0-0] [Missing=*]	
Statistics [NW/ W]		[Valid=752 /-] [Invalid=2383 /-]	
Value	Label	Cases	Percentage
0		752	100.0%
Sysmiss		2383	
<i>Warning: these figures indicate the number of cases found in the data file. They cannot be interpreted as summary statistics of the population of interest.</i>			
# a3_21: 二、增加僱用(b1)部分工時員工人數：21.製造、營造監督人員			
Information		[Type= discrete] [Format=numeric] [Range= 0-0] [Missing=*]	
Statistics [NW/ W]		[Valid=752 /-] [Invalid=2383 /-]	
Value	Label	Cases	Percentage
0		752	100.0%
Sysmiss		2383	
<i>Warning: these figures indicate the number of cases found in the data file. They cannot be interpreted as summary statistics of the population of interest.</i>			
# a3_22: 二、增加僱用(b1)部分工時員工人數：22.醫療保健助理專業人員			
Information		[Type= discrete] [Format=numeric] [Range= 0-0] [Missing=*]	
Statistics [NW/ W]		[Valid=752 /-] [Invalid=2383 /-]	
Value	Label	Cases	Percentage
0		752	100.0%
Sysmiss		2383	
<i>Warning: these figures indicate the number of cases found in the data file. They cannot be interpreted as summary statistics of the population of interest.</i>			

# a3_23: 二、增加僱用(b1)部分工時員工人數：23.環衛類技術員(含勞工安全類技術人員)			
Information	[Type= discrete] [Format=numeric] [Range= 0-0] [Missing=*]		
Statistics [NW/ W]	[Valid=752 /-] [Invalid=2383 /-]		
Value	Label	Cases	Percentage
0		752	100.0%
Sysmiss		2383	
<i>Warning: these figures indicate the number of cases found in the data file. They cannot be interpreted as summary statistics of the population of interest.</i>			
# a3_24: 二、增加僱用(b1)部分工時員工人數：24.財務、金融等助理人員			
Information	[Type= discrete] [Format=numeric] [Range= 0-0] [Missing=*]		
Statistics [NW/ W]	[Valid=752 /-] [Invalid=2383 /-]		
Value	Label	Cases	Percentage
0		752	100.0%
Sysmiss		2383	
<i>Warning: these figures indicate the number of cases found in the data file. They cannot be interpreted as summary statistics of the population of interest.</i>			
# a3_25: 二、增加僱用(b1)部分工時員工人數：25.會計助理人員			
Information	[Type= discrete] [Format=numeric] [Range= 0-0] [Missing=*]		
Statistics [NW/ W]	[Valid=752 /-] [Invalid=2383 /-]		
Value	Label	Cases	Percentage
0		752	100.0%
Sysmiss		2383	
<i>Warning: these figures indicate the number of cases found in the data file. They cannot be interpreted as summary statistics of the population of interest.</i>			
# a3_26: 二、增加僱用(b1)部分工時員工人數：26.業務銷售、貿易助理專業人員			
Information	[Type= discrete] [Format=numeric] [Range= 0-0] [Missing=*]		
Statistics [NW/ W]	[Valid=752 /-] [Invalid=2383 /-]		
Value	Label	Cases	Percentage
0		752	100.0%
Sysmiss		2383	
<i>Warning: these figures indicate the number of cases found in the data file. They cannot be interpreted as summary statistics of the population of interest.</i>			
# a3_27: 二、增加僱用(b1)部分工時員工人數：27.採購員			
Information	[Type= discrete] [Format=numeric] [Range= 0-0] [Missing=*]		
Statistics [NW/ W]	[Valid=752 /-] [Invalid=2383 /-]		
Value	Label	Cases	Percentage
0		752	100.0%
Sysmiss		2383	
<i>Warning: these figures indicate the number of cases found in the data file. They cannot be interpreted as summary statistics of the population of interest.</i>			
# a3_28: 二、增加僱用(b1)部分工時員工人數：28.人力資源助理專業人員			
Information	[Type= discrete] [Format=numeric] [Range= 0-0] [Missing=*]		
Statistics [NW/ W]	[Valid=752 /-] [Invalid=2383 /-]		
Value	Label	Cases	Percentage
0		752	100.0%
Sysmiss		2383	
<i>Warning: these figures indicate the number of cases found in the data file. They cannot be interpreted as summary statistics of the population of interest.</i>			

# a3_29: 二、增加僱用(b1)部分工時員工人數：29.不動產經紀人			
Information		[Type= discrete] [Format=numeric] [Range= 0-0] [Missing=*]	
Statistics [NW/ W]		[Valid=752 /-] [Invalid=2383 /-]	
Value	Label	Cases	Percentage
0		752	100.0%
Sysmiss		2383	
<i>Warning: these figures indicate the number of cases found in the data file. They cannot be interpreted as summary statistics of the population of interest.</i>			
# a3_30: 二、增加僱用(b1)部分工時員工人數：30.法務助理人員			
Information		[Type= discrete] [Format=numeric] [Range= 0-0] [Missing=*]	
Statistics [NW/ W]		[Valid=752 /-] [Invalid=2383 /-]	
Value	Label	Cases	Percentage
0		752	100.0%
Sysmiss		2383	
<i>Warning: these figures indicate the number of cases found in the data file. They cannot be interpreted as summary statistics of the population of interest.</i>			
# a3_31: 二、增加僱用(b1)部分工時員工人數：31.資訊及通訊傳播技術員			
Information		[Type= discrete] [Format=numeric] [Range= 0-2] [Missing=*]	
Statistics [NW/ W]		[Valid=752 /-] [Invalid=2383 /-]	
Value	Label	Cases	Percentage
0		751	99.9%
2		1	0.1%
Sysmiss		2383	
<i>Warning: these figures indicate the number of cases found in the data file. They cannot be interpreted as summary statistics of the population of interest.</i>			
# a3_32: 二、增加僱用(b1)部分工時員工人數：32.其他技術員及助理專業人員			
Information		[Type= discrete] [Format=numeric] [Range= 0-0] [Missing=*]	
Statistics [NW/ W]		[Valid=752 /-] [Invalid=2383 /-]	
Value	Label	Cases	Percentage
0		752	100.0%
Sysmiss		2383	
<i>Warning: these figures indicate the number of cases found in the data file. They cannot be interpreted as summary statistics of the population of interest.</i>			
# a3_33: 二、增加僱用(b1)部分工時員工人數：33.一般及文書事務人員			
Information		[Type= discrete] [Format=numeric] [Range= 0-1] [Missing=*]	
Statistics [NW/ W]		[Valid=752 /-] [Invalid=2383 /-]	
Value	Label	Cases	Percentage
0		751	99.9%
1		1	0.1%
Sysmiss		2383	
<i>Warning: these figures indicate the number of cases found in the data file. They cannot be interpreted as summary statistics of the population of interest.</i>			
# a3_34: 二、增加僱用(b1)部分工時員工人數：34.顧客服務事務人員			
Information		[Type= discrete] [Format=numeric] [Range= 0-50] [Missing=*]	
Statistics [NW/ W]		[Valid=752 /-] [Invalid=2383 /-]	
Value	Label	Cases	Percentage
0		747	99.3%
1		1	0.1%

a3_34: 二、增加僱用(b1)部分工時員工人數：34.顧客服務事務人員

Value	Label	Cases	Percentage
2		2	0.3%
20		1	0.1%
50		1	0.1%
Sysmiss		2383	

Warning: these figures indicate the number of cases found in the data file. They cannot be interpreted as summary statistics of the population of interest.

a3_35: 二、增加僱用(b1)部分工時員工人數：35.會計、生產、運輸事務人員

Information	[Type= discrete] [Format=numeric] [Range= 0-0] [Missing=*]
Statistics [NW/ W]	[Valid=752 /-] [Invalid=2383 /-]

Value	Label	Cases	Percentage
0		752	100.0%
Sysmiss		2383	

Warning: these figures indicate the number of cases found in the data file. They cannot be interpreted as summary statistics of the population of interest.

a3_36: 二、增加僱用(b1)部分工時員工人數：36.人事

Information	[Type= discrete] [Format=numeric] [Range= 0-0] [Missing=*]
Statistics [NW/ W]	[Valid=752 /-] [Invalid=2383 /-]

Value	Label	Cases	Percentage
0		752	100.0%
Sysmiss		2383	

Warning: these figures indicate the number of cases found in the data file. They cannot be interpreted as summary statistics of the population of interest.

a3_37: 二、增加僱用(b1)部分工時員工人數：37.其他事務支援人員

Information	[Type= discrete] [Format=numeric] [Range= 0-0] [Missing=*]
Statistics [NW/ W]	[Valid=752 /-] [Invalid=2383 /-]

Value	Label	Cases	Percentage
0		752	100.0%
Sysmiss		2383	

Warning: these figures indicate the number of cases found in the data file. They cannot be interpreted as summary statistics of the population of interest.

a3_38: 二、增加僱用(b1)部分工時員工人數：38.車、船、機上服務人員

Information	[Type= discrete] [Format=numeric] [Range= 0-0] [Missing=*]
Statistics [NW/ W]	[Valid=752 /-] [Invalid=2383 /-]

Value	Label	Cases	Percentage
0		752	100.0%
Sysmiss		2383	

Warning: these figures indicate the number of cases found in the data file. They cannot be interpreted as summary statistics of the population of interest.

a3_39: 二、增加僱用(b1)部分工時員工人數：39.導遊及領隊

Information	[Type= discrete] [Format=numeric] [Range= 0-0] [Missing=*]
Statistics [NW/ W]	[Valid=752 /-] [Invalid=2383 /-]

Value	Label	Cases	Percentage
0		752	100.0%
Sysmiss		2383	

Warning: these figures indicate the number of cases found in the data file. They cannot be interpreted as summary statistics of the population of interest.

# a3_40: 二、增加僱用(b1)部分工時員工人數：40.廚師			
Information		[Type= discrete] [Format=numeric] [Range= 0-10] [Missing=*]	
Statistics [NW/ W]		[Valid=752 /-] [Invalid=2383 /-]	
Value	Label	Cases	Percentage
0		751	99.9%
10		1	0.1%
Systemmiss		2383	
<i>Warning: these figures indicate the number of cases found in the data file. They cannot be interpreted as summary statistics of the population of interest.</i>			
# a3_41: 二、增加僱用(b1)部分工時員工人數：41.餐飲服務員			
Information		[Type= discrete] [Format=numeric] [Range= 0-70] [Missing=*]	
Statistics [NW/ W]		[Valid=752 /-] [Invalid=2383 /-]	
Value	Label	Cases	Percentage
0		701	93.2%
1		1	0.1%
2		9	1.2%
3		10	1.3%
4		1	0.1%
5		9	1.2%
6		2	0.3%
8		2	0.3%
10		11	1.5%
20		3	0.4%
40		1	0.1%
70		2	0.3%
Systemmiss		2383	
<i>Warning: these figures indicate the number of cases found in the data file. They cannot be interpreted as summary statistics of the population of interest.</i>			
# a3_42: 二、增加僱用(b1)部分工時員工人數：42.商店銷售有關人員及展售說明人員			
Information		[Type= discrete] [Format=numeric] [Range= 0-40] [Missing=*]	
Statistics [NW/ W]		[Valid=752 /-] [Invalid=2383 /-]	
Value	Label	Cases	Percentage
0		743	98.8%
2		1	0.1%
3		1	0.1%
5		2	0.3%
10		2	0.3%
20		2	0.3%
40		1	0.1%
Systemmiss		2383	
<i>Warning: these figures indicate the number of cases found in the data file. They cannot be interpreted as summary statistics of the population of interest.</i>			
# a3_43: 二、增加僱用(b1)部分工時員工人數：43.電話及網路行銷人員			
Information		[Type= discrete] [Format=numeric] [Range= 0-0] [Missing=*]	
Statistics [NW/ W]		[Valid=752 /-] [Invalid=2383 /-]	
Value	Label	Cases	Percentage
0		752	100.0%

# a3_43: 二、增加僱用(b1)部分工時員工人數：43.電話及網路行銷人員			
Value	Label	Cases	Percentage
0		752	100.0%
Systemmiss		2383	
<i>Warning: these figures indicate the number of cases found in the data file. They cannot be interpreted as summary statistics of the population of interest.</i>			
# a3_44: 二、增加僱用(b1)部分工時員工人數：44.健康照顧人員、陪病人員			
Information		[Type= discrete] [Format=numeric] [Range= 0-0] [Missing=*]	
Statistics [NW/ W]		[Valid=752 /-] [Invalid=2383 /-]	
Value	Label	Cases	Percentage
0		752	100.0%
Systemmiss		2383	
<i>Warning: these figures indicate the number of cases found in the data file. They cannot be interpreted as summary statistics of the population of interest.</i>			
# a3_45: 二、增加僱用(b1)部分工時員工人數：45.保全(含建築物管理員)			
Information		[Type= discrete] [Format=numeric] [Range= 0-0] [Missing=*]	
Statistics [NW/ W]		[Valid=752 /-] [Invalid=2383 /-]	
Value	Label	Cases	Percentage
0		752	100.0%
Systemmiss		2383	
<i>Warning: these figures indicate the number of cases found in the data file. They cannot be interpreted as summary statistics of the population of interest.</i>			
# a3_46: 二、增加僱用(b1)部分工時員工人數：46.其他服務及銷售工作人員			
Information		[Type= discrete] [Format=numeric] [Range= 0-3] [Missing=*]	
Statistics [NW/ W]		[Valid=752 /-] [Invalid=2383 /-]	
Value	Label	Cases	Percentage
0		751	99.9%
3		1	0.1%
Systemmiss		2383	
<i>Warning: these figures indicate the number of cases found in the data file. They cannot be interpreted as summary statistics of the population of interest.</i>			
# a3_47: 二、增加僱用(b1)部分工時員工人數：47.營建及有關工作人員			
Information		[Type= discrete] [Format=numeric] [Range= 0-0] [Missing=*]	
Statistics [NW/ W]		[Valid=752 /-] [Invalid=2383 /-]	
Value	Label	Cases	Percentage
0		752	100.0%
Systemmiss		2383	
<i>Warning: these figures indicate the number of cases found in the data file. They cannot be interpreted as summary statistics of the population of interest.</i>			
# a3_48: 二、增加僱用(b1)部分工時員工人數：48.品質檢查人員			
Information		[Type= discrete] [Format=numeric] [Range= 0-0] [Missing=*]	
Statistics [NW/ W]		[Valid=752 /-] [Invalid=2383 /-]	
Value	Label	Cases	Percentage
0		752	100.0%
Systemmiss		2383	
<i>Warning: these figures indicate the number of cases found in the data file. They cannot be interpreted as summary statistics of the population of interest.</i>			
# a3_49: 二、增加僱用(b1)部分工時員工人數：49.維修技術類工作人員			
Information		[Type= discrete] [Format=numeric] [Range= 0-0] [Missing=*]	
Statistics [NW/ W]		[Valid=752 /-] [Invalid=2383 /-]	

Value	Label	Cases	Percentage
0		752	100.0%
Sysmiss		2383	
<i>Warning: these figures indicate the number of cases found in the data file. They cannot be interpreted as summary statistics of the population of interest.</i>			

a3_49: 二、增加僱用(b1)部分工時員工人數：49.維修技術類工作人員

Information	[Type= discrete] [Format=numeric] [Range= 0-15] [Missing=*]
Statistics [NW/ W]	[Valid=752 /-] [Invalid=2383 /-]

Value	Label	Cases	Percentage
0		751	99.9%
15		1	0.1%
Sysmiss		2383	
<i>Warning: these figures indicate the number of cases found in the data file. They cannot be interpreted as summary statistics of the population of interest.</i>			

a3_50: 二、增加僱用(b1)部分工時員工人數：50.操作技術類工作人員

Information	[Type= discrete] [Format=numeric] [Range= 0-0] [Missing=*]
Statistics [NW/ W]	[Valid=752 /-] [Invalid=2383 /-]

Value	Label	Cases	Percentage
0		752	100.0%
Sysmiss		2383	
<i>Warning: these figures indicate the number of cases found in the data file. They cannot be interpreted as summary statistics of the population of interest.</i>			

a3_51: 二、增加僱用(b1)部分工時員工人數：51.組裝人員

Information	[Type= discrete] [Format=numeric] [Range= 0-3] [Missing=*]
Statistics [NW/ W]	[Valid=752 /-] [Invalid=2383 /-]

Value	Label	Cases	Percentage
0		743	98.8%
1		2	0.3%
2		3	0.4%
3		4	0.5%
Sysmiss		2383	
<i>Warning: these figures indicate the number of cases found in the data file. They cannot be interpreted as summary statistics of the population of interest.</i>			

a3_52: 二、增加僱用(b1)部分工時員工人數：52.駕駛及移運設備操作人員

Information	[Type= discrete] [Format=numeric] [Range= 0-0] [Missing=*]
Statistics [NW/ W]	[Valid=752 /-] [Invalid=2383 /-]

Value	Label	Cases	Percentage
0		752	100.0%
Sysmiss		2383	
<i>Warning: these figures indicate the number of cases found in the data file. They cannot be interpreted as summary statistics of the population of interest.</i>			

a3_53: 二、增加僱用(b1)部分工時員工人數：53.其他技藝、機械設備操作及組裝人員

Information	[Type= discrete] [Format=numeric] [Range= 0-20] [Missing=*]
Statistics [NW/ W]	[Valid=752 /-] [Invalid=2383 /-]

Value	Label	Cases	Percentage
0		744	98.9%
1		1	0.1%

a3_54: 二、增加僱用(b1)部分工時員工人數：54.清潔工

a3_54: 二、增加僱用(b1)部分工時員工人數：54.清潔工

Value	Label	Cases	Percentage
2		1	0.1%
3		1	0.1%
4		1	0.1%
5		1	0.1%
10		2	0.3%
20		1	0.1%
Sysmiss		2383	

Warning: these figures indicate the number of cases found in the data file. They cannot be interpreted as summary statistics of the population of interest.

# a3_55: 二、增加僱用(b1)部分工時員工人數：55.勞力工			
Information	[Type= discrete] [Format=numeric] [Range= 0-30] [Missing=*]		
Statistics [NW/ W]	[Valid=752 /-] [Invalid=2383 /-]		
Value	Label	Cases	Percentage
0		744	98.9%
4		1	0.1%
5		1	0.1%
8		1	0.1%
10		4	0.5%
30		1	0.1%
Sysmiss		2383	
<i>Warning: these figures indicate the number of cases found in the data file. They cannot be interpreted as summary statistics of the population of interest.</i>			
# a3_56: 二、增加僱用(b1)部分工時員工人數：56.其他基層技術工及勞力工			
Information	[Type= discrete] [Format=numeric] [Range= 0-20] [Missing=*]		
Statistics [NW/ W]	[Valid=752 /-] [Invalid=2383 /-]		
Value	Label	Cases	Percentage
0		744	98.9%
1		2	0.3%
2		1	0.1%
4		1	0.1%
5		1	0.1%
10		2	0.3%
20		1	0.1%
Sysmiss		2383	
<i>Warning: these figures indicate the number of cases found in the data file. They cannot be interpreted as summary statistics of the population of interest.</i>			
# a4_0: 二、增加運用(c)他公司派遣人力人數：主管及經理人員			
Information	[Type= discrete] [Format=numeric] [Range= 0-0] [Missing=*]		
Statistics [NW/ W]	[Valid=752 /-] [Invalid=2383 /-]		
Value	Label	Cases	Percentage
0		752	100.0%
Sysmiss		2383	
<i>Warning: these figures indicate the number of cases found in the data file. They cannot be interpreted as summary statistics of the population of interest.</i>			
# a4_1: 二、增加運用(c)他公司派遣人力人數：01.生產管理、品質管制工程師			
Information	[Type= discrete] [Format=numeric] [Range= 0-0] [Missing=*]		
Statistics [NW/ W]	[Valid=752 /-] [Invalid=2383 /-]		
Value	Label	Cases	Percentage
0		752	100.0%
Sysmiss		2383	
<i>Warning: these figures indicate the number of cases found in the data file. They cannot be interpreted as summary statistics of the population of interest.</i>			
# a4_2: 二、增加運用(c)他公司派遣人力人數：02.製程工程師			
Information	[Type= discrete] [Format=numeric] [Range= 0-0] [Missing=*]		
Statistics [NW/ W]	[Valid=752 /-] [Invalid=2383 /-]		
Value	Label	Cases	Percentage
0		752	100.0%

# a4_2: 二、增加運用(c)他公司派遣人力人數： 02.製程工程師			
Value	Label	Cases	Percentage
Sysmiss		2383	
<i>Warning: these figures indicate the number of cases found in the data file. They cannot be interpreted as summary statistics of the population of interest.</i>			
# a4_3: 二、增加運用(c)他公司派遣人力人數： 03.環衛工程師			
Information	[Type= discrete] [Format=numeric] [Range= 0-0] [Missing=*]		
Statistics [NW/ W]	[Valid=752 /-] [Invalid=2383 /-]		
Value	Label	Cases	Percentage
0		752	100.0%
Sysmiss		2383	
<i>Warning: these figures indicate the number of cases found in the data file. They cannot be interpreted as summary statistics of the population of interest.</i>			
# a4_4: 二、增加運用(c)他公司派遣人力人數： 04.機械、化工、紡織、食品等工程師及研發人員			
Information	[Type= discrete] [Format=numeric] [Range= 0-0] [Missing=*]		
Statistics [NW/ W]	[Valid=752 /-] [Invalid=2383 /-]		
Value	Label	Cases	Percentage
0		752	100.0%
Sysmiss		2383	
<i>Warning: these figures indicate the number of cases found in the data file. They cannot be interpreted as summary statistics of the population of interest.</i>			
# a4_5: 二、增加運用(c)他公司派遣人力人數： 05.電科技工程師			
Information	[Type= discrete] [Format=numeric] [Range= 0-0] [Missing=*]		
Statistics [NW/ W]	[Valid=752 /-] [Invalid=2383 /-]		
Value	Label	Cases	Percentage
0		752	100.0%
Sysmiss		2383	
<i>Warning: these figures indicate the number of cases found in the data file. They cannot be interpreted as summary statistics of the population of interest.</i>			
# a4_6: 二、增加運用(c)他公司派遣人力人數： 06.營建、製圖、測量等專業人員			
Information	[Type= discrete] [Format=numeric] [Range= 0-0] [Missing=*]		
Statistics [NW/ W]	[Valid=752 /-] [Invalid=2383 /-]		
Value	Label	Cases	Percentage
0		752	100.0%
Sysmiss		2383	
<i>Warning: these figures indicate the number of cases found in the data file. They cannot be interpreted as summary statistics of the population of interest.</i>			
# a4_7: 二、增加運用(c)他公司派遣人力人數： 07.設計專業人員			
Information	[Type= discrete] [Format=numeric] [Range= 0-0] [Missing=*]		
Statistics [NW/ W]	[Valid=752 /-] [Invalid=2383 /-]		
Value	Label	Cases	Percentage
0		752	100.0%
Sysmiss		2383	
<i>Warning: these figures indicate the number of cases found in the data file. They cannot be interpreted as summary statistics of the population of interest.</i>			
# a4_8: 二、增加運用(c)他公司派遣人力人數： 08.醫療保健專業人員			
Information	[Type= discrete] [Format=numeric] [Range= 0-0] [Missing=*]		
Statistics [NW/ W]	[Valid=752 /-] [Invalid=2383 /-]		

a4_8: 二、增加運用(c)他公司派遣人力人數：08.醫療保健專業人員

Value	Label	Cases	Percentage
0		752	100.0%
Sysmiss		2383	

Warning: these figures indicate the number of cases found in the data file. They cannot be interpreted as summary statistics of the population of interest.

a4_9: 二、增加運用(c)他公司派遣人力人數：09.會計專業人員

Information	[Type= discrete] [Format=numeric] [Range= 0-0] [Missing=*]
Statistics [NW/ W]	[Valid=752 /-] [Invalid=2383 /-]

Value	Label	Cases	Percentage
0		752	100.0%
Sysmiss		2383	

Warning: these figures indicate the number of cases found in the data file. They cannot be interpreted as summary statistics of the population of interest.

a4_10: 二、增加運用(c)他公司派遣人力人數：10.財務、保險、金融、投資等專業人員

Information	[Type= discrete] [Format=numeric] [Range= 0-0] [Missing=*]
Statistics [NW/ W]	[Valid=752 /-] [Invalid=2383 /-]

Value	Label	Cases	Percentage
0		752	100.0%
Sysmiss		2383	

Warning: these figures indicate the number of cases found in the data file. They cannot be interpreted as summary statistics of the population of interest.

a4_11: 二、增加運用(c)他公司派遣人力人數：11.人力資源專業人員

Information	[Type= discrete] [Format=numeric] [Range= 0-0] [Missing=*]
Statistics [NW/ W]	[Valid=752 /-] [Invalid=2383 /-]

Value	Label	Cases	Percentage
0		752	100.0%
Sysmiss		2383	

Warning: these figures indicate the number of cases found in the data file. They cannot be interpreted as summary statistics of the population of interest.

a4_12: 二、增加運用(c)他公司派遣人力人數：12.企劃、行銷、公關等專業人員

Information	[Type= discrete] [Format=numeric] [Range= 0-0] [Missing=*]
Statistics [NW/ W]	[Valid=752 /-] [Invalid=2383 /-]

Value	Label	Cases	Percentage
0		752	100.0%
Sysmiss		2383	

Warning: these figures indicate the number of cases found in the data file. They cannot be interpreted as summary statistics of the population of interest.

a4_13: 二、增加運用(c)他公司派遣人力人數：13.軟體、程式、網路、系統、資料庫等資訊專業人員

Information	[Type= discrete] [Format=numeric] [Range= 0-0] [Missing=*]
Statistics [NW/ W]	[Valid=752 /-] [Invalid=2383 /-]

Value	Label	Cases	Percentage
0		752	100.0%
Sysmiss		2383	

Warning: these figures indicate the number of cases found in the data file. They cannot be interpreted as summary statistics of the population of interest.

a4_14: 二、增加運用(c)他公司派遣人力人數：14.法務專業人員

Information	[Type= discrete] [Format=numeric] [Range= 0-0] [Missing=*]
Statistics [NW/ W]	[Valid=752 /-] [Invalid=2383 /-]

a4_14: 二、增加運用(c)他公司派遣人力人數：14.法務專業人員

Value	Label	Cases	Percentage
0		752	100.0%
Sysmiss		2383	

Warning: these figures indicate the number of cases found in the data file. They cannot be interpreted as summary statistics of the population of interest.

a4_15: 二、增加運用(c)他公司派遣人力人數：15.其他專業人員

Information	[Type= discrete] [Format=numeric] [Range= 0-0] [Missing=*]
Statistics [NW/ W]	[Valid=752 /-] [Invalid=2383 /-]

Value	Label	Cases	Percentage
0		752	100.0%
Sysmiss		2383	

Warning: these figures indicate the number of cases found in the data file. They cannot be interpreted as summary statistics of the population of interest.

a4_16: 二、增加運用(c)他公司派遣人力人數：16.營建工程、製圖技術員

Information	[Type= discrete] [Format=numeric] [Range= 0-0] [Missing=*]
Statistics [NW/ W]	[Valid=752 /-] [Invalid=2383 /-]

Value	Label	Cases	Percentage
0		752	100.0%
Sysmiss		2383	

Warning: these figures indicate the number of cases found in the data file. They cannot be interpreted as summary statistics of the population of interest.

a4_17: 二、增加運用(c)他公司派遣人力人數：17.電機、電子工程技術員

Information	[Type= discrete] [Format=numeric] [Range= 0-0] [Missing=*]
Statistics [NW/ W]	[Valid=752 /-] [Invalid=2383 /-]

Value	Label	Cases	Percentage
0		752	100.0%
Sysmiss		2383	

Warning: these figures indicate the number of cases found in the data file. They cannot be interpreted as summary statistics of the population of interest.

a4_18: 二、增加運用(c)他公司派遣人力人數：18.機械、化工、紡織、食品等技術員

Information	[Type= discrete] [Format=numeric] [Range= 0-0] [Missing=*]
Statistics [NW/ W]	[Valid=752 /-] [Invalid=2383 /-]

Value	Label	Cases	Percentage
0		752	100.0%
Sysmiss		2383	

Warning: these figures indicate the number of cases found in the data file. They cannot be interpreted as summary statistics of the population of interest.

a4_19: 二、增加運用(c)他公司派遣人力人數：19.生產管理技術員、品質管制技術員

Information	[Type= discrete] [Format=numeric] [Range= 0-0] [Missing=*]
Statistics [NW/ W]	[Valid=752 /-] [Invalid=2383 /-]

Value	Label	Cases	Percentage
0		752	100.0%
Sysmiss		2383	

Warning: these figures indicate the number of cases found in the data file. They cannot be interpreted as summary statistics of the population of interest.

a4_20: 二、增加運用(c)他公司派遣人力人數：20.製程控制技術員

Information	[Type= discrete] [Format=numeric] [Range= 0-0] [Missing=*]
Statistics [NW/ W]	[Valid=752 /-] [Invalid=2383 /-]

Value	Label	Cases	Percentage
0		752	100.0%
Sysmiss		2383	
<i>Warning: these figures indicate the number of cases found in the data file. They cannot be interpreted as summary statistics of the population of interest.</i>			

a4_20: 二、增加運用(c)他公司派遣人力人數：20.製程控制技術員

Information	[Type= discrete] [Format=numeric] [Range= 0-0] [Missing=*]
Statistics [NW/ W]	[Valid=752 /-] [Invalid=2383 /-]

Value	Label	Cases	Percentage
0		752	100.0%
Sysmiss		2383	
<i>Warning: these figures indicate the number of cases found in the data file. They cannot be interpreted as summary statistics of the population of interest.</i>			

a4_21: 二、增加運用(c)他公司派遣人力人數：21.製造、營造監督人員

Information	[Type= discrete] [Format=numeric] [Range= 0-0] [Missing=*]
Statistics [NW/ W]	[Valid=752 /-] [Invalid=2383 /-]

Value	Label	Cases	Percentage
0		752	100.0%
Sysmiss		2383	
<i>Warning: these figures indicate the number of cases found in the data file. They cannot be interpreted as summary statistics of the population of interest.</i>			

a4_22: 二、增加運用(c)他公司派遣人力人數：22.醫療保健助理專業人員

Information	[Type= discrete] [Format=numeric] [Range= 0-0] [Missing=*]
Statistics [NW/ W]	[Valid=752 /-] [Invalid=2383 /-]

Value	Label	Cases	Percentage
0		752	100.0%
Sysmiss		2383	
<i>Warning: these figures indicate the number of cases found in the data file. They cannot be interpreted as summary statistics of the population of interest.</i>			

a4_23: 二、增加運用(c)他公司派遣人力人數：23.環衛類技術員(含勞工安全類技術人員)

Information	[Type= discrete] [Format=numeric] [Range= 0-0] [Missing=*]
Statistics [NW/ W]	[Valid=752 /-] [Invalid=2383 /-]

Value	Label	Cases	Percentage
0		752	100.0%
Sysmiss		2383	
<i>Warning: these figures indicate the number of cases found in the data file. They cannot be interpreted as summary statistics of the population of interest.</i>			

a4_24: 二、增加運用(c)他公司派遣人力人數：24.財務、金融等助理人員

Information	[Type= discrete] [Format=numeric] [Range= 0-0] [Missing=*]
Statistics [NW/ W]	[Valid=752 /-] [Invalid=2383 /-]

Value	Label	Cases	Percentage
0		752	100.0%
Sysmiss		2383	
<i>Warning: these figures indicate the number of cases found in the data file. They cannot be interpreted as summary statistics of the population of interest.</i>			

a4_25: 二、增加運用(c)他公司派遣人力人數：25.會計助理人員

Information	[Type= discrete] [Format=numeric] [Range= 0-0] [Missing=*]
Statistics [NW/ W]	[Valid=752 /-] [Invalid=2383 /-]

Value	Label	Cases	Percentage
0		752	100.0%
Sysmiss		2383	
<i>Warning: these figures indicate the number of cases found in the data file. They cannot be interpreted as summary statistics of the population of interest.</i>			

a4_26: 二、增加運用(c)他公司派遣人力人數：26.業務銷售、貿易助理專業人員

Information	[Type= discrete] [Format=numeric] [Range= 0-0] [Missing=*]
Statistics [NW/ W]	[Valid=752 /-] [Invalid=2383 /-]

Value	Label	Cases	Percentage
0		752	100.0%
Sysmiss		2383	
<i>Warning: these figures indicate the number of cases found in the data file. They cannot be interpreted as summary statistics of the population of interest.</i>			

a4_26: 二、增加運用(c)他公司派遣人力人數：26.業務銷售、貿易助理專業人員

Information	[Type= discrete] [Format=numeric] [Range= 0-0] [Missing=*]
Statistics [NW/ W]	[Valid=752 /-] [Invalid=2383 /-]

Value	Label	Cases	Percentage
0		752	100.0%
Sysmiss		2383	
<i>Warning: these figures indicate the number of cases found in the data file. They cannot be interpreted as summary statistics of the population of interest.</i>			

a4_27: 二、增加運用(c)他公司派遣人力人數：27.採購員

Information	[Type= discrete] [Format=numeric] [Range= 0-0] [Missing=*]
Statistics [NW/ W]	[Valid=752 /-] [Invalid=2383 /-]

Value	Label	Cases	Percentage
0		752	100.0%
Sysmiss		2383	
<i>Warning: these figures indicate the number of cases found in the data file. They cannot be interpreted as summary statistics of the population of interest.</i>			

a4_28: 二、增加運用(c)他公司派遣人力人數：28.人力資源助理專業人員

Information	[Type= discrete] [Format=numeric] [Range= 0-0] [Missing=*]
Statistics [NW/ W]	[Valid=752 /-] [Invalid=2383 /-]

Value	Label	Cases	Percentage
0		752	100.0%
Sysmiss		2383	
<i>Warning: these figures indicate the number of cases found in the data file. They cannot be interpreted as summary statistics of the population of interest.</i>			

a4_29: 二、增加運用(c)他公司派遣人力人數：29.不動產經紀人

Information	[Type= discrete] [Format=numeric] [Range= 0-0] [Missing=*]
Statistics [NW/ W]	[Valid=752 /-] [Invalid=2383 /-]

Value	Label	Cases	Percentage
0		752	100.0%
Sysmiss		2383	
<i>Warning: these figures indicate the number of cases found in the data file. They cannot be interpreted as summary statistics of the population of interest.</i>			

a4_30: 二、增加運用(c)他公司派遣人力人數：30.法務助理人員

Information	[Type= discrete] [Format=numeric] [Range= 0-0] [Missing=*]
Statistics [NW/ W]	[Valid=752 /-] [Invalid=2383 /-]

Value	Label	Cases	Percentage
0		752	100.0%
Sysmiss		2383	
<i>Warning: these figures indicate the number of cases found in the data file. They cannot be interpreted as summary statistics of the population of interest.</i>			

a4_31: 二、增加運用(c)他公司派遣人力人數：31.資訊及通訊傳播技術員

Information	[Type= discrete] [Format=numeric] [Range= 0-0] [Missing=*]
Statistics [NW/ W]	[Valid=752 /-] [Invalid=2383 /-]

Value	Label	Cases	Percentage
0		752	100.0%
Sysmiss		2383	
<i>Warning: these figures indicate the number of cases found in the data file. They cannot be interpreted as summary statistics of the population of interest.</i>			

a4_32: 二、增加運用(c)他公司派遣人力人數：32.其他技術員及助理專業人員

Information	[Type= discrete] [Format=numeric] [Range= 0-0] [Missing=*]
Statistics [NW/ W]	[Valid=752 /-] [Invalid=2383 /-]

Value	Label	Cases	Percentage
0		752	100.0%
Systemmiss		2383	
<i>Warning: these figures indicate the number of cases found in the data file. They cannot be interpreted as summary statistics of the population of interest.</i>			

a4_32: 二、增加運用(c)他公司派遣人力人數：32.其他技術員及助理專業人員

Information	[Type= discrete] [Format=numeric] [Range= 0-4] [Missing=*]
Statistics [NW/ W]	[Valid=752 /-] [Invalid=2383 /-]

Value	Label	Cases	Percentage
0		749	99.6%
1		2	0.3%
4		1	0.1%
Systemmiss		2383	
<i>Warning: these figures indicate the number of cases found in the data file. They cannot be interpreted as summary statistics of the population of interest.</i>			

a4_33: 二、增加運用(c)他公司派遣人力人數：33.一般及文書事務人員

Information	[Type= discrete] [Format=numeric] [Range= 0-0] [Missing=*]
Statistics [NW/ W]	[Valid=752 /-] [Invalid=2383 /-]

Value	Label	Cases	Percentage
0		752	100.0%
Systemmiss		2383	
<i>Warning: these figures indicate the number of cases found in the data file. They cannot be interpreted as summary statistics of the population of interest.</i>			

a4_34: 二、增加運用(c)他公司派遣人力人數：34.顧客服務事務人員

Information	[Type= discrete] [Format=numeric] [Range= 0-0] [Missing=*]
Statistics [NW/ W]	[Valid=752 /-] [Invalid=2383 /-]

Value	Label	Cases	Percentage
0		752	100.0%
Systemmiss		2383	
<i>Warning: these figures indicate the number of cases found in the data file. They cannot be interpreted as summary statistics of the population of interest.</i>			

a4_35: 二、增加運用(c)他公司派遣人力人數：35.會計、生產、運輸事務人員

Information	[Type= discrete] [Format=numeric] [Range= 0-0] [Missing=*]
Statistics [NW/ W]	[Valid=752 /-] [Invalid=2383 /-]

Value	Label	Cases	Percentage
0		752	100.0%
Systemmiss		2383	
<i>Warning: these figures indicate the number of cases found in the data file. They cannot be interpreted as summary statistics of the population of interest.</i>			

a4_36: 二、增加運用(c)他公司派遣人力人數：36.人事

Information	[Type= discrete] [Format=numeric] [Range= 0-0] [Missing=*]
Statistics [NW/ W]	[Valid=752 /-] [Invalid=2383 /-]

Value	Label	Cases	Percentage
0		752	100.0%
Systemmiss		2383	
<i>Warning: these figures indicate the number of cases found in the data file. They cannot be interpreted as summary statistics of the population of interest.</i>			

a4_37: 二、增加運用(c)他公司派遣人力人數：37.其他事務支援人員

Information	[Type= discrete] [Format=numeric] [Range= 0-0] [Missing=*]
Statistics [NW/ W]	[Valid=752 /-] [Invalid=2383 /-]

Value	Label	Cases	Percentage
0		752	100.0%
Systemmiss		2383	
<i>Warning: these figures indicate the number of cases found in the data file. They cannot be interpreted as summary statistics of the population of interest.</i>			

# a4_38: 二、增加運用(c)他公司派遣人力人數：38.車、船、機上服務人員			
Information		[Type= discrete] [Format=numeric] [Range= 0-0] [Missing=*]	
Statistics [NW/ W]		[Valid=752 /-] [Invalid=2383 /-]	
Value	Label	Cases	Percentage
0		752	100.0%
Sysmiss		2383	
<i>Warning: these figures indicate the number of cases found in the data file. They cannot be interpreted as summary statistics of the population of interest.</i>			
# a4_39: 二、增加運用(c)他公司派遣人力人數：39.導遊及領隊			
Information		[Type= discrete] [Format=numeric] [Range= 0-0] [Missing=*]	
Statistics [NW/ W]		[Valid=752 /-] [Invalid=2383 /-]	
Value	Label	Cases	Percentage
0		752	100.0%
Sysmiss		2383	
<i>Warning: these figures indicate the number of cases found in the data file. They cannot be interpreted as summary statistics of the population of interest.</i>			
# a4_40: 二、增加運用(c)他公司派遣人力人數：40.廚師			
Information		[Type= discrete] [Format=numeric] [Range= 0-0] [Missing=*]	
Statistics [NW/ W]		[Valid=752 /-] [Invalid=2383 /-]	
Value	Label	Cases	Percentage
0		752	100.0%
Sysmiss		2383	
<i>Warning: these figures indicate the number of cases found in the data file. They cannot be interpreted as summary statistics of the population of interest.</i>			
# a4_41: 二、增加運用(c)他公司派遣人力人數：41.餐飲服務員			
Information		[Type= discrete] [Format=numeric] [Range= 0-0] [Missing=*]	
Statistics [NW/ W]		[Valid=752 /-] [Invalid=2383 /-]	
Value	Label	Cases	Percentage
0		752	100.0%
Sysmiss		2383	
<i>Warning: these figures indicate the number of cases found in the data file. They cannot be interpreted as summary statistics of the population of interest.</i>			
# a4_42: 二、增加運用(c)他公司派遣人力人數：42.商店銷售有關人員及展售說明人員			
Information		[Type= discrete] [Format=numeric] [Range= 0-0] [Missing=*]	
Statistics [NW/ W]		[Valid=752 /-] [Invalid=2383 /-]	
Value	Label	Cases	Percentage
0		752	100.0%
Sysmiss		2383	
<i>Warning: these figures indicate the number of cases found in the data file. They cannot be interpreted as summary statistics of the population of interest.</i>			
# a4_43: 二、增加運用(c)他公司派遣人力人數：43.電話及網路行銷人員			
Information		[Type= discrete] [Format=numeric] [Range= 0-0] [Missing=*]	
Statistics [NW/ W]		[Valid=752 /-] [Invalid=2383 /-]	
Value	Label	Cases	Percentage
0		752	100.0%
Sysmiss		2383	
<i>Warning: these figures indicate the number of cases found in the data file. They cannot be interpreted as summary statistics of the population of interest.</i>			

# a4_44: 二、增加運用(c)他公司派遣人力人數：44.健康照顧人員、陪病人員			
Information		[Type= discrete] [Format=numeric] [Range= 0-0] [Missing=*]	
Statistics [NW/ W]		[Valid=752 /-] [Invalid=2383 /-]	
Value	Label	Cases	Percentage
0		752	100.0%
Sysmiss		2383	
<i>Warning: these figures indicate the number of cases found in the data file. They cannot be interpreted as summary statistics of the population of interest.</i>			
# a4_45: 二、增加運用(c)他公司派遣人力人數：45.保全(含建築物管理員)			
Information		[Type= discrete] [Format=numeric] [Range= 0-0] [Missing=*]	
Statistics [NW/ W]		[Valid=752 /-] [Invalid=2383 /-]	
Value	Label	Cases	Percentage
0		752	100.0%
Sysmiss		2383	
<i>Warning: these figures indicate the number of cases found in the data file. They cannot be interpreted as summary statistics of the population of interest.</i>			
# a4_46: 二、增加運用(c)他公司派遣人力人數：46.其他服務及銷售工作人員			
Information		[Type= discrete] [Format=numeric] [Range= 0-0] [Missing=*]	
Statistics [NW/ W]		[Valid=752 /-] [Invalid=2383 /-]	
Value	Label	Cases	Percentage
0		752	100.0%
Sysmiss		2383	
<i>Warning: these figures indicate the number of cases found in the data file. They cannot be interpreted as summary statistics of the population of interest.</i>			
# a4_47: 二、增加運用(c)他公司派遣人力人數：47.營建及有關工作人員			
Information		[Type= discrete] [Format=numeric] [Range= 0-0] [Missing=*]	
Statistics [NW/ W]		[Valid=752 /-] [Invalid=2383 /-]	
Value	Label	Cases	Percentage
0		752	100.0%
Sysmiss		2383	
<i>Warning: these figures indicate the number of cases found in the data file. They cannot be interpreted as summary statistics of the population of interest.</i>			

# a4_48: 二、增加運用(c)他公司派遣人力人數：48.品質檢查人員			
Information		[Type= discrete] [Format=numeric] [Range= 0-0] [Missing=*]	
Statistics [NW/ W]		[Valid=752 /-] [Invalid=2383 /-]	
Value	Label	Cases	Percentage
0		752	100.0%
Systemmiss		2383	
<i>Warning: these figures indicate the number of cases found in the data file. They cannot be interpreted as summary statistics of the population of interest.</i>			
# a4_49: 二、增加運用(c)他公司派遣人力人數：49.維修技術類工作人員			
Information		[Type= discrete] [Format=numeric] [Range= 0-5] [Missing=*]	
Statistics [NW/ W]		[Valid=752 /-] [Invalid=2383 /-]	
Value	Label	Cases	Percentage
0		751	99.9%
5		1	0.1%
Systemmiss		2383	
<i>Warning: these figures indicate the number of cases found in the data file. They cannot be interpreted as summary statistics of the population of interest.</i>			
# a4_50: 二、增加運用(c)他公司派遣人力人數：50.操作技術類工作人員			
Information		[Type= discrete] [Format=numeric] [Range= 0-25] [Missing=*]	
Statistics [NW/ W]		[Valid=752 /-] [Invalid=2383 /-]	
Value	Label	Cases	Percentage
0		746	99.2%
2		2	0.3%
5		2	0.3%
16		1	0.1%
25		1	0.1%
Systemmiss		2383	
<i>Warning: these figures indicate the number of cases found in the data file. They cannot be interpreted as summary statistics of the population of interest.</i>			
# a4_51: 二、增加運用(c)他公司派遣人力人數：51.組裝人員			
Information		[Type= discrete] [Format=numeric] [Range= 0-25] [Missing=*]	
Statistics [NW/ W]		[Valid=752 /-] [Invalid=2383 /-]	
Value	Label	Cases	Percentage
0		748	99.5%
2		1	0.1%
3		1	0.1%
5		1	0.1%
25		1	0.1%
Systemmiss		2383	
<i>Warning: these figures indicate the number of cases found in the data file. They cannot be interpreted as summary statistics of the population of interest.</i>			
# a4_52: 二、增加運用(c)他公司派遣人力人數：52.駕駛及移運設備操作人員			
Information		[Type= discrete] [Format=numeric] [Range= 0-0] [Missing=*]	
Statistics [NW/ W]		[Valid=752 /-] [Invalid=2383 /-]	
Value	Label	Cases	Percentage
0		752	100.0%
Systemmiss		2383	
<i>Warning: these figures indicate the number of cases found in the data file. They cannot be interpreted as summary statistics of the population of interest.</i>			

# a4_53: 二、增加運用(c)他公司派遣人力人數：53.其他技藝、機械設備操作及組裝人員			
Information		[Type= discrete] [Format=numeric] [Range= 0-0] [Missing=*]	
Statistics [NW/ W]		[Valid=752 /-] [Invalid=2383 /-]	
Value	Label	Cases	Percentage
0		752	100.0%
Systemmiss		2383	
<i>Warning: these figures indicate the number of cases found in the data file. They cannot be interpreted as summary statistics of the population of interest.</i>			
# a4_54: 二、增加運用(c)他公司派遣人力人數：54.清潔工			
Information		[Type= discrete] [Format=numeric] [Range= 0-5] [Missing=*]	
Statistics [NW/ W]		[Valid=752 /-] [Invalid=2383 /-]	
Value	Label	Cases	Percentage
0		751	99.9%
5		1	0.1%
Systemmiss		2383	
<i>Warning: these figures indicate the number of cases found in the data file. They cannot be interpreted as summary statistics of the population of interest.</i>			
# a4_55: 二、增加運用(c)他公司派遣人力人數：55.勞力工			
Information		[Type= discrete] [Format=numeric] [Range= 0-38] [Missing=*]	
Statistics [NW/ W]		[Valid=752 /-] [Invalid=2383 /-]	
Value	Label	Cases	Percentage
0		749	99.6%
10		1	0.1%
20		1	0.1%
38		1	0.1%
Systemmiss		2383	
<i>Warning: these figures indicate the number of cases found in the data file. They cannot be interpreted as summary statistics of the population of interest.</i>			
# a4_56: 二、增加運用(c)他公司派遣人力人數：56.其他基層技術工及勞力工			
Information		[Type= discrete] [Format=numeric] [Range= 0-0] [Missing=*]	
Statistics [NW/ W]		[Valid=752 /-] [Invalid=2383 /-]	
Value	Label	Cases	Percentage
0		752	100.0%
Systemmiss		2383	
<i>Warning: these figures indicate the number of cases found in the data file. They cannot be interpreted as summary statistics of the population of interest.</i>			
# b1_0: 二、減少僱用(d)經常性僱用員工人數：主管及經理人員			
Information		[Type= discrete] [Format=numeric] [Range= 0-2] [Missing=*]	
Statistics [NW/ W]		[Valid=101 /-] [Invalid=3034 /-]	
Value	Label	Cases	Percentage
0		97	96.0%
1		1	1.0%
2		3	3.0%
Systemmiss		3034	
<i>Warning: these figures indicate the number of cases found in the data file. They cannot be interpreted as summary statistics of the population of interest.</i>			
# b1_1: 二、減少僱用(d)經常性僱用員工人數：01.生產管理、品質管制工程師			
Information		[Type= discrete] [Format=numeric] [Range= 0-0] [Missing=*]	

# b1_1: 二、減少僱用(d)經常性僱用員工人數： 01 .生產管理、品質管制工程師			
Statistics [NW/ W]		[Valid=101 /-] [Invalid=3034 /-]	
Value	Label	Cases	Percentage
0		101	100.0%
Systemmiss		3034	
<i>Warning: these figures indicate the number of cases found in the data file. They cannot be interpreted as summary statistics of the population of interest.</i>			
# b1_2: 二、減少僱用(d)經常性僱用員工人數： 02 .製程工程師			
Information		[Type= discrete] [Format=numeric] [Range= 0-1] [Missing=*]	
Statistics [NW/ W]		[Valid=101 /-] [Invalid=3034 /-]	
Value	Label	Cases	Percentage
0		100	99.0%
1		1	1.0%
Systemmiss		3034	
<i>Warning: these figures indicate the number of cases found in the data file. They cannot be interpreted as summary statistics of the population of interest.</i>			
# b1_3: 二、減少僱用(d)經常性僱用員工人數： 03 .環衛工程師			
Information		[Type= discrete] [Format=numeric] [Range= 0-0] [Missing=*]	
Statistics [NW/ W]		[Valid=101 /-] [Invalid=3034 /-]	
Value	Label	Cases	Percentage
0		101	100.0%
Systemmiss		3034	
<i>Warning: these figures indicate the number of cases found in the data file. They cannot be interpreted as summary statistics of the population of interest.</i>			
# b1_4: 二、減少僱用(d)經常性僱用員工人數： 04 .機械、化工、紡織、食品等工程師及研發人員			
Information		[Type= discrete] [Format=numeric] [Range= 0-0] [Missing=*]	
Statistics [NW/ W]		[Valid=101 /-] [Invalid=3034 /-]	
Value	Label	Cases	Percentage
0		101	100.0%
Systemmiss		3034	
<i>Warning: these figures indicate the number of cases found in the data file. They cannot be interpreted as summary statistics of the population of interest.</i>			
# b1_5: 二、減少僱用(d)經常性僱用員工人數： 05 .電科技工程師			
Information		[Type= discrete] [Format=numeric] [Range= 0-0] [Missing=*]	
Statistics [NW/ W]		[Valid=101 /-] [Invalid=3034 /-]	
Value	Label	Cases	Percentage
0		101	100.0%
Systemmiss		3034	
<i>Warning: these figures indicate the number of cases found in the data file. They cannot be interpreted as summary statistics of the population of interest.</i>			
# b1_6: 二、減少僱用(d)經常性僱用員工人數： 06 .營建、製圖、測量等專業人員			
Information		[Type= discrete] [Format=numeric] [Range= 0-0] [Missing=*]	
Statistics [NW/ W]		[Valid=101 /-] [Invalid=3034 /-]	
Value	Label	Cases	Percentage
0		101	100.0%
Systemmiss		3034	
<i>Warning: these figures indicate the number of cases found in the data file. They cannot be interpreted as summary statistics of the population of interest.</i>			

# b1_7: 二、減少僱用(d)經常性僱用員工人數：07.設計專業人員			
Information		[Type= discrete] [Format=numeric] [Range= 0-0] [Missing=*]	
Statistics [NW/ W]		[Valid=101 /-] [Invalid=3034 /-]	
Value	Label	Cases	Percentage
0		101	100.0%
Sysmiss		3034	
<i>Warning: these figures indicate the number of cases found in the data file. They cannot be interpreted as summary statistics of the population of interest.</i>			
# b1_8: 二、減少僱用(d)經常性僱用員工人數：08.醫療保健專業人員			
Information		[Type= discrete] [Format=numeric] [Range= 0-3] [Missing=*]	
Statistics [NW/ W]		[Valid=101 /-] [Invalid=3034 /-]	
Value	Label	Cases	Percentage
0		100	99.0%
3		1	1.0%
Sysmiss		3034	
<i>Warning: these figures indicate the number of cases found in the data file. They cannot be interpreted as summary statistics of the population of interest.</i>			
# b1_9: 二、減少僱用(d)經常性僱用員工人數：09.會計專業人員			
Information		[Type= discrete] [Format=numeric] [Range= 0-0] [Missing=*]	
Statistics [NW/ W]		[Valid=101 /-] [Invalid=3034 /-]	
Value	Label	Cases	Percentage
0		101	100.0%
Sysmiss		3034	
<i>Warning: these figures indicate the number of cases found in the data file. They cannot be interpreted as summary statistics of the population of interest.</i>			
# b1_10: 二、減少僱用(d)經常性僱用員工人數：10.財務、保險、金融、投資等專業人員			
Information		[Type= discrete] [Format=numeric] [Range= 0-0] [Missing=*]	
Statistics [NW/ W]		[Valid=101 /-] [Invalid=3034 /-]	
Value	Label	Cases	Percentage
0		101	100.0%
Sysmiss		3034	
<i>Warning: these figures indicate the number of cases found in the data file. They cannot be interpreted as summary statistics of the population of interest.</i>			
# b1_11: 二、減少僱用(d)經常性僱用員工人數：11.人力資源專業人員			
Information		[Type= discrete] [Format=numeric] [Range= 0-0] [Missing=*]	
Statistics [NW/ W]		[Valid=101 /-] [Invalid=3034 /-]	
Value	Label	Cases	Percentage
0		101	100.0%
Sysmiss		3034	
<i>Warning: these figures indicate the number of cases found in the data file. They cannot be interpreted as summary statistics of the population of interest.</i>			
# b1_12: 二、減少僱用(d)經常性僱用員工人數：12.企劃、行銷、公關等專業人員			
Information		[Type= discrete] [Format=numeric] [Range= 0-1] [Missing=*]	
Statistics [NW/ W]		[Valid=101 /-] [Invalid=3034 /-]	
Value	Label	Cases	Percentage
0		100	99.0%
1		1	1.0%
Sysmiss		3034	

# b1_12: 二、減少僱用(d)經常性僱用員工人數：12.企劃、行銷、公關等專業人員			
<i>Warning: these figures indicate the number of cases found in the data file. They cannot be interpreted as summary statistics of the population of interest.</i>			
# b1_13: 二、減少僱用(d)經常性僱用員工人數：13.軟體、程式、網路、系統、資料庫等資訊專業人員			
Information	[Type= discrete] [Format=numeric] [Range= 0-0] [Missing=*]		
Statistics [NW/ W]	[Valid=101 /-] [Invalid=3034 /-]		
Value	Label	Cases	Percentage
0		101	100.0%
Sysmiss		3034	
<i>Warning: these figures indicate the number of cases found in the data file. They cannot be interpreted as summary statistics of the population of interest.</i>			
# b1_14: 二、減少僱用(d)經常性僱用員工人數：14.法務專業人員			
Information	[Type= discrete] [Format=numeric] [Range= 0-0] [Missing=*]		
Statistics [NW/ W]	[Valid=101 /-] [Invalid=3034 /-]		
Value	Label	Cases	Percentage
0		101	100.0%
Sysmiss		3034	
<i>Warning: these figures indicate the number of cases found in the data file. They cannot be interpreted as summary statistics of the population of interest.</i>			
# b1_15: 二、減少僱用(d)經常性僱用員工人數：15.其他專業人員			
Information	[Type= discrete] [Format=numeric] [Range= 0-0] [Missing=*]		
Statistics [NW/ W]	[Valid=101 /-] [Invalid=3034 /-]		
Value	Label	Cases	Percentage
0		101	100.0%
Sysmiss		3034	
<i>Warning: these figures indicate the number of cases found in the data file. They cannot be interpreted as summary statistics of the population of interest.</i>			
# b1_16: 二、減少僱用(d)經常性僱用員工人數：16.營建工程、製圖技術員			
Information	[Type= discrete] [Format=numeric] [Range= 0-2] [Missing=*]		
Statistics [NW/ W]	[Valid=101 /-] [Invalid=3034 /-]		
Value	Label	Cases	Percentage
0		100	99.0%
2		1	1.0%
Sysmiss		3034	
<i>Warning: these figures indicate the number of cases found in the data file. They cannot be interpreted as summary statistics of the population of interest.</i>			
# b1_17: 二、減少僱用(d)經常性僱用員工人數：17.電機、電子工程技術員			
Information	[Type= discrete] [Format=numeric] [Range= 0-2] [Missing=*]		
Statistics [NW/ W]	[Valid=101 /-] [Invalid=3034 /-]		
Value	Label	Cases	Percentage
0		100	99.0%
2		1	1.0%
Sysmiss		3034	
<i>Warning: these figures indicate the number of cases found in the data file. They cannot be interpreted as summary statistics of the population of interest.</i>			
# b1_18: 二、減少僱用(d)經常性僱用員工人數：18.機械、化工、紡織、食品等技術員			
Information	[Type= discrete] [Format=numeric] [Range= 0-1] [Missing=*]		
Statistics [NW/ W]	[Valid=101 /-] [Invalid=3034 /-]		

b1_18: 二、減少僱用(d)經常性僱用員工人數：18.機械、化工、紡織、食品等技術員

Value	Label	Cases	Percentage
0		100	99.0%
1		1	1.0%
Sysmiss		3034	

Warning: these figures indicate the number of cases found in the data file. They cannot be interpreted as summary statistics of the population of interest.

b1_19: 二、減少僱用(d)經常性僱用員工人數：19.生產管理技術員、品質管制技術員

Information	[Type= discrete] [Format=numeric] [Range= 0-0] [Missing=*]
Statistics [NW/ W]	[Valid=101 /-] [Invalid=3034 /-]

Value	Label	Cases	Percentage
0		101	100.0%
Sysmiss		3034	

Warning: these figures indicate the number of cases found in the data file. They cannot be interpreted as summary statistics of the population of interest.

b1_20: 二、減少僱用(d)經常性僱用員工人數：20.製程控制技術員

Information	[Type= discrete] [Format=numeric] [Range= 0-7] [Missing=*]
Statistics [NW/ W]	[Valid=101 /-] [Invalid=3034 /-]

Value	Label	Cases	Percentage
0		100	99.0%
7		1	1.0%
Sysmiss		3034	

Warning: these figures indicate the number of cases found in the data file. They cannot be interpreted as summary statistics of the population of interest.

b1_21: 二、減少僱用(d)經常性僱用員工人數：21.製造、營造監督人員

Information	[Type= discrete] [Format=numeric] [Range= 0-0] [Missing=*]
Statistics [NW/ W]	[Valid=101 /-] [Invalid=3034 /-]

Value	Label	Cases	Percentage
0		101	100.0%
Sysmiss		3034	

Warning: these figures indicate the number of cases found in the data file. They cannot be interpreted as summary statistics of the population of interest.

b1_22: 二、減少僱用(d)經常性僱用員工人數：22.醫療保健助理專業人員

Information	[Type= discrete] [Format=numeric] [Range= 0-0] [Missing=*]
Statistics [NW/ W]	[Valid=101 /-] [Invalid=3034 /-]

Value	Label	Cases	Percentage
0		101	100.0%
Sysmiss		3034	

Warning: these figures indicate the number of cases found in the data file. They cannot be interpreted as summary statistics of the population of interest.

b1_23: 二、減少僱用(d)經常性僱用員工人數：23.環衛類技術員(含勞工安全類技術人員)

Information	[Type= discrete] [Format=numeric] [Range= 0-2] [Missing=*]
Statistics [NW/ W]	[Valid=101 /-] [Invalid=3034 /-]

Value	Label	Cases	Percentage
0		100	99.0%
2		1	1.0%
Sysmiss		3034	

Warning: these figures indicate the number of cases found in the data file. They cannot be interpreted as summary statistics of the population of interest.

# b1_24: 二、減少僱用(d)經常性僱用員工人數：24.財務、金融等助理人員			
Information		[Type= discrete] [Format=numeric] [Range= 0-29] [Missing=*]	
Statistics [NW/ W]		[Valid=101 /-] [Invalid=3034 /-]	
Value	Label	Cases	Percentage
0		99	98.0%
1		1	1.0%
29		1	1.0%
Sysmiss		3034	
<i>Warning: these figures indicate the number of cases found in the data file. They cannot be interpreted as summary statistics of the population of interest.</i>			
# b1_25: 二、減少僱用(d)經常性僱用員工人數：25.會計助理人員			
Information		[Type= discrete] [Format=numeric] [Range= 0-0] [Missing=*]	
Statistics [NW/ W]		[Valid=101 /-] [Invalid=3034 /-]	
Value	Label	Cases	Percentage
0		101	100.0%
Sysmiss		3034	
<i>Warning: these figures indicate the number of cases found in the data file. They cannot be interpreted as summary statistics of the population of interest.</i>			
# b1_26: 二、減少僱用(d)經常性僱用員工人數：26.業務銷售、貿易助理專業人員			
Information		[Type= discrete] [Format=numeric] [Range= 0-14] [Missing=*]	
Statistics [NW/ W]		[Valid=101 /-] [Invalid=3034 /-]	
Value	Label	Cases	Percentage
0		91	90.1%
1		5	5.0%
2		1	1.0%
4		1	1.0%
5		1	1.0%
10		1	1.0%
14		1	1.0%
Sysmiss		3034	
<i>Warning: these figures indicate the number of cases found in the data file. They cannot be interpreted as summary statistics of the population of interest.</i>			
# b1_27: 二、減少僱用(d)經常性僱用員工人數：27.採購員			
Information		[Type= discrete] [Format=numeric] [Range= 0-0] [Missing=*]	
Statistics [NW/ W]		[Valid=101 /-] [Invalid=3034 /-]	
Value	Label	Cases	Percentage
0		101	100.0%
Sysmiss		3034	
<i>Warning: these figures indicate the number of cases found in the data file. They cannot be interpreted as summary statistics of the population of interest.</i>			
# b1_28: 二、減少僱用(d)經常性僱用員工人數：28.人力資源助理專業人員			
Information		[Type= discrete] [Format=numeric] [Range= 0-1] [Missing=*]	
Statistics [NW/ W]		[Valid=101 /-] [Invalid=3034 /-]	
Value	Label	Cases	Percentage
0		100	99.0%
1		1	1.0%
Sysmiss		3034	
<i>Warning: these figures indicate the number of cases found in the data file. They cannot be interpreted as summary statistics of the population of interest.</i>			

# b1_29: 二、減少僱用(d)經常性僱用員工人數：29.不動產經紀人			
Information		[Type= discrete] [Format=numeric] [Range= 0-0] [Missing=*]	
Statistics [NW/ W]		[Valid=101 /-] [Invalid=3034 /-]	
Value	Label	Cases	Percentage
0		101	100.0%
Sysmiss		3034	
<i>Warning: these figures indicate the number of cases found in the data file. They cannot be interpreted as summary statistics of the population of interest.</i>			
# b1_30: 二、減少僱用(d)經常性僱用員工人數：30.法務助理人員			
Information		[Type= discrete] [Format=numeric] [Range= 0-0] [Missing=*]	
Statistics [NW/ W]		[Valid=101 /-] [Invalid=3034 /-]	
Value	Label	Cases	Percentage
0		101	100.0%
Sysmiss		3034	
<i>Warning: these figures indicate the number of cases found in the data file. They cannot be interpreted as summary statistics of the population of interest.</i>			
# b1_31: 二、減少僱用(d)經常性僱用員工人數：31.資訊及通訊傳播技術員			
Information		[Type= discrete] [Format=numeric] [Range= 0-3] [Missing=*]	
Statistics [NW/ W]		[Valid=101 /-] [Invalid=3034 /-]	
Value	Label	Cases	Percentage
0		98	97.0%
1		2	2.0%
3		1	1.0%
Sysmiss		3034	
<i>Warning: these figures indicate the number of cases found in the data file. They cannot be interpreted as summary statistics of the population of interest.</i>			
# b1_32: 二、減少僱用(d)經常性僱用員工人數：32.其他技術員及助理專業人員			
Information		[Type= discrete] [Format=numeric] [Range= 0-3] [Missing=*]	
Statistics [NW/ W]		[Valid=101 /-] [Invalid=3034 /-]	
Value	Label	Cases	Percentage
0		100	99.0%
3		1	1.0%
Sysmiss		3034	
<i>Warning: these figures indicate the number of cases found in the data file. They cannot be interpreted as summary statistics of the population of interest.</i>			
# b1_33: 二、減少僱用(d)經常性僱用員工人數：33.一般及文書事務人員			
Information		[Type= discrete] [Format=numeric] [Range= 0-20] [Missing=*]	
Statistics [NW/ W]		[Valid=101 /-] [Invalid=3034 /-]	
Value	Label	Cases	Percentage
0		90	89.1%
1		6	5.9%
2		2	2.0%
3		1	1.0%
10		1	1.0%
20		1	1.0%
Sysmiss		3034	
<i>Warning: these figures indicate the number of cases found in the data file. They cannot be interpreted as summary statistics of the population of interest.</i>			

# b1_34: 二、減少僱用(d)經常性僱用員工人數：34.顧客服務事務人員			
Information	[Type= discrete] [Format=numeric] [Range= 0-5] [Missing=*]		
Statistics [NW/ W]	[Valid=101 /-] [Invalid=3034 /-]		
Value	Label	Cases	Percentage
0		99	98.0%
4		1	1.0%
5		1	1.0%
Sysmiss		3034	
<i>Warning: these figures indicate the number of cases found in the data file. They cannot be interpreted as summary statistics of the population of interest.</i>			
# b1_35: 二、減少僱用(d)經常性僱用員工人數：35.會計、生產、運輸事務人員			
Information	[Type= discrete] [Format=numeric] [Range= 0-5] [Missing=*]		
Statistics [NW/ W]	[Valid=101 /-] [Invalid=3034 /-]		
Value	Label	Cases	Percentage
0		96	95.0%
1		2	2.0%
2		1	1.0%
4		1	1.0%
5		1	1.0%
Sysmiss		3034	
<i>Warning: these figures indicate the number of cases found in the data file. They cannot be interpreted as summary statistics of the population of interest.</i>			
# b1_36: 二、減少僱用(d)經常性僱用員工人數：36.人事			
Information	[Type= discrete] [Format=numeric] [Range= 0-0] [Missing=*]		
Statistics [NW/ W]	[Valid=101 /-] [Invalid=3034 /-]		
Value	Label	Cases	Percentage
0		101	100.0%
Sysmiss		3034	
<i>Warning: these figures indicate the number of cases found in the data file. They cannot be interpreted as summary statistics of the population of interest.</i>			
# b1_37: 二、減少僱用(d)經常性僱用員工人數：37.其他事務支援人員			
Information	[Type= discrete] [Format=numeric] [Range= 0-0] [Missing=*]		
Statistics [NW/ W]	[Valid=101 /-] [Invalid=3034 /-]		
Value	Label	Cases	Percentage
0		101	100.0%
Sysmiss		3034	
<i>Warning: these figures indicate the number of cases found in the data file. They cannot be interpreted as summary statistics of the population of interest.</i>			
# b1_38: 二、減少僱用(d)經常性僱用員工人數：38.車、船、機上服務人員			
Information	[Type= discrete] [Format=numeric] [Range= 0-0] [Missing=*]		
Statistics [NW/ W]	[Valid=101 /-] [Invalid=3034 /-]		
Value	Label	Cases	Percentage
0		101	100.0%
Sysmiss		3034	
<i>Warning: these figures indicate the number of cases found in the data file. They cannot be interpreted as summary statistics of the population of interest.</i>			
# b1_39: 二、減少僱用(d)經常性僱用員工人數：39.導遊及領隊			
Information	[Type= discrete] [Format=numeric] [Range= 0-0] [Missing=*]		

b1_39: 二、減少僱用(d)經常性僱用員工人數：39.導遊及領隊

Statistics [NW/ W] [Valid=101 /-] [Invalid=3034 /-]

Value	Label	Cases	Percentage
0		101	100.0%
Sysmiss		3034	

Warning: these figures indicate the number of cases found in the data file. They cannot be interpreted as summary statistics of the population of interest.

b1_40: 二、減少僱用(d)經常性僱用員工人數：40.廚師

Information [Type= discrete] [Format=numeric] [Range= 0-1] [Missing=*]

Statistics [NW/ W] [Valid=101 /-] [Invalid=3034 /-]

Value	Label	Cases	Percentage
0		100	99.0%
1		1	1.0%
Sysmiss		3034	

Warning: these figures indicate the number of cases found in the data file. They cannot be interpreted as summary statistics of the population of interest.

# b1_41: 二、減少僱用(d)經常性僱用員工人數：41.餐飲服務員			
Information		[Type= discrete] [Format=numeric] [Range= 0-3] [Missing=*]	
Statistics [NW/ W]		[Valid=101 /-] [Invalid=3034 /-]	
Value	Label	Cases	Percentage
0		99	98.0%
3		2	2.0%
Sysmiss		3034	
<i>Warning: these figures indicate the number of cases found in the data file. They cannot be interpreted as summary statistics of the population of interest.</i>			
# b1_42: 二、減少僱用(d)經常性僱用員工人數：42.商店銷售有關人員及展售說明人員			
Information		[Type= discrete] [Format=numeric] [Range= 0-7] [Missing=*]	
Statistics [NW/ W]		[Valid=101 /-] [Invalid=3034 /-]	
Value	Label	Cases	Percentage
0		95	94.1%
1		1	1.0%
2		2	2.0%
4		1	1.0%
5		1	1.0%
7		1	1.0%
Sysmiss		3034	
<i>Warning: these figures indicate the number of cases found in the data file. They cannot be interpreted as summary statistics of the population of interest.</i>			
# b1_43: 二、減少僱用(d)經常性僱用員工人數：43.電話及網路行銷人員			
Information		[Type= discrete] [Format=numeric] [Range= 0-0] [Missing=*]	
Statistics [NW/ W]		[Valid=101 /-] [Invalid=3034 /-]	
Value	Label	Cases	Percentage
0		101	100.0%
Sysmiss		3034	
<i>Warning: these figures indicate the number of cases found in the data file. They cannot be interpreted as summary statistics of the population of interest.</i>			
# b1_44: 二、減少僱用(d)經常性僱用員工人數：44.健康照顧人員、陪病人員			
Information		[Type= discrete] [Format=numeric] [Range= 0-0] [Missing=*]	
Statistics [NW/ W]		[Valid=101 /-] [Invalid=3034 /-]	
Value	Label	Cases	Percentage
0		101	100.0%
Sysmiss		3034	
<i>Warning: these figures indicate the number of cases found in the data file. They cannot be interpreted as summary statistics of the population of interest.</i>			
# b1_45: 二、減少僱用(d)經常性僱用員工人數：45.保全(含建築物管理員)			
Information		[Type= discrete] [Format=numeric] [Range= 0-3] [Missing=*]	
Statistics [NW/ W]		[Valid=101 /-] [Invalid=3034 /-]	
Value	Label	Cases	Percentage
0		99	98.0%
2		1	1.0%
3		1	1.0%
Sysmiss		3034	
<i>Warning: these figures indicate the number of cases found in the data file. They cannot be interpreted as summary statistics of the population of interest.</i>			

b1_46: 二、減少僱用(d)經常性僱用員工人數：46.其他服務及銷售工作人員

Information	[Type= discrete] [Format=numeric] [Range= 0-20] [Missing=*]		
Statistics [NW/ W]	[Valid=101 /-] [Invalid=3034 /-]		
Value	Label	Cases	Percentage
0		100	99.0%
20		1	1.0%
Sysmiss		3034	

Warning: these figures indicate the number of cases found in the data file. They cannot be interpreted as summary statistics of the population of interest.

b1_47: 二、減少僱用(d)經常性僱用員工人數：47.營建及有關工作人員

Information	[Type= discrete] [Format=numeric] [Range= 0-0] [Missing=*]		
Statistics [NW/ W]	[Valid=101 /-] [Invalid=3034 /-]		
Value	Label	Cases	Percentage
0		101	100.0%
Sysmiss		3034	

Warning: these figures indicate the number of cases found in the data file. They cannot be interpreted as summary statistics of the population of interest.

b1_48: 二、減少僱用(d)經常性僱用員工人數：48.品質檢查人員

Information	[Type= discrete] [Format=numeric] [Range= 0-2] [Missing=*]		
Statistics [NW/ W]	[Valid=101 /-] [Invalid=3034 /-]		
Value	Label	Cases	Percentage
0		99	98.0%
2		2	2.0%
Sysmiss		3034	

Warning: these figures indicate the number of cases found in the data file. They cannot be interpreted as summary statistics of the population of interest.

b1_49: 二、減少僱用(d)經常性僱用員工人數：49.維修技術類工作人員

Information	[Type= discrete] [Format=numeric] [Range= 0-50] [Missing=*]		
Statistics [NW/ W]	[Valid=101 /-] [Invalid=3034 /-]		
Value	Label	Cases	Percentage
0		96	95.0%
1		3	3.0%
12		1	1.0%
50		1	1.0%
Sysmiss		3034	

Warning: these figures indicate the number of cases found in the data file. They cannot be interpreted as summary statistics of the population of interest.

b1_50: 二、減少僱用(d)經常性僱用員工人數：50.操作技術類工作人員

Information	[Type= discrete] [Format=numeric] [Range= 0-50] [Missing=*]		
Statistics [NW/ W]	[Valid=101 /-] [Invalid=3034 /-]		
Value	Label	Cases	Percentage
0		72	71.3%
1		5	5.0%
2		4	4.0%
3		6	5.9%
4		1	1.0%
5		2	2.0%
6		2	2.0%

b1_50: 二、減少僱用(d)經常性僱用員工人數：50.操作技術類工作人員

Value	Label	Cases	Percentage
7		1	1.0%
10		3	3.0%
12		1	1.0%
20		1	1.0%
25		1	1.0%
30		1	1.0%
50		1	1.0%
Sysmiss		3034	

Warning: these figures indicate the number of cases found in the data file. They cannot be interpreted as summary statistics of the population of interest.

b1_51: 二、減少僱用(d)經常性僱用員工人數：51.組裝人員

Information	[Type= discrete] [Format=numeric] [Range= 0-10] [Missing=*]
Statistics [NW/ W]	[Valid=101 /-] [Invalid=3034 /-]

Value	Label	Cases	Percentage
0		94	93.1%
1		1	1.0%
2		1	1.0%
3		1	1.0%
4		1	1.0%
7		1	1.0%
10		2	2.0%
Sysmiss		3034	

Warning: these figures indicate the number of cases found in the data file. They cannot be interpreted as summary statistics of the population of interest.

b1_52: 二、減少僱用(d)經常性僱用員工人數：52.駕駛及移運設備操作人員

Information	[Type= discrete] [Format=numeric] [Range= 0-5] [Missing=*]
Statistics [NW/ W]	[Valid=101 /-] [Invalid=3034 /-]

Value	Label	Cases	Percentage
0		97	96.0%
1		2	2.0%
2		1	1.0%
5		1	1.0%
Sysmiss		3034	

Warning: these figures indicate the number of cases found in the data file. They cannot be interpreted as summary statistics of the population of interest.

b1_53: 二、減少僱用(d)經常性僱用員工人數：53.其他技藝、機械設備操作及組裝人員

Information	[Type= discrete] [Format=numeric] [Range= 0-0] [Missing=*]
Statistics [NW/ W]	[Valid=101 /-] [Invalid=3034 /-]

Value	Label	Cases	Percentage
0		101	100.0%
Sysmiss		3034	

Warning: these figures indicate the number of cases found in the data file. They cannot be interpreted as summary statistics of the population of interest.

b1_54: 二、減少僱用(d)經常性僱用員工人數：54.清潔工

Information	[Type= discrete] [Format=numeric] [Range= 0-2] [Missing=*]
Statistics [NW/ W]	[Valid=101 /-] [Invalid=3034 /-]

b1_54: 二、減少僱用(d)經常性僱用員工人數：54.清潔工

Value	Label	Cases	Percentage
0		97	96.0%
2		4	4.0%
Sysmiss		3034	

Warning: these figures indicate the number of cases found in the data file. They cannot be interpreted as summary statistics of the population of interest.

b1_55: 二、減少僱用(d)經常性僱用員工人數：55.勞力工

Information	[Type= discrete] [Format=numeric] [Range= 0-30] [Missing=*]
Statistics [NW/ W]	[Valid=101 /-] [Invalid=3034 /-]

Value	Label	Cases	Percentage
0		90	89.1%
1		4	4.0%
2		3	3.0%
6		2	2.0%
10		1	1.0%
30		1	1.0%
Sysmiss		3034	

Warning: these figures indicate the number of cases found in the data file. They cannot be interpreted as summary statistics of the population of interest.

b1_56: 二、減少僱用(d)經常性僱用員工人數：56.其他基層技術工及勞力工

Information	[Type= discrete] [Format=numeric] [Range= 0-3] [Missing=*]
Statistics [NW/ W]	[Valid=101 /-] [Invalid=3034 /-]

Value	Label	Cases	Percentage
0		98	97.0%
2		1	1.0%
3		2	2.0%
Sysmiss		3034	

Warning: these figures indicate the number of cases found in the data file. They cannot be interpreted as summary statistics of the population of interest.

b2_0: 二、減少僱用(e)臨時或季節性員工人數：主管及經理人員

Information	[Type= discrete] [Format=numeric] [Range= 0-0] [Missing=*]
Statistics [NW/ W]	[Valid=101 /-] [Invalid=3034 /-]

Value	Label	Cases	Percentage
0		101	100.0%
Sysmiss		3034	

Warning: these figures indicate the number of cases found in the data file. They cannot be interpreted as summary statistics of the population of interest.

b2_1: 二、減少僱用(e)臨時或季節性員工人數：01.生產管理、品質管制工程師

Information	[Type= discrete] [Format=numeric] [Range= 0-0] [Missing=*]
Statistics [NW/ W]	[Valid=101 /-] [Invalid=3034 /-]







Value	Label	Cases	Percentage
0		101	100.0%
Sysmiss		3034	

Warning: these figures indicate the number of cases found in the data file. They cannot be interpreted as summary statistics of the population of interest.

b2_2: 二、減少僱用(e)臨時或季節性員工人數：02.製程工程師

Information	[Type= discrete] [Format=numeric] [Range= 0-0] [Missing=*]
Statistics [NW/ W]	[Valid=101 /-] [Invalid=3034 /-]

# b2_2: 二、減少僱用(e)臨時或季節性員工人數：02.製程工程師			
Value	Label	Cases	Percentage
0		101	100.0%
Systemmiss		3034	
<i>Warning: these figures indicate the number of cases found in the data file. They cannot be interpreted as summary statistics of the population of interest.</i>			
# b2_3: 二、減少僱用(e)臨時或季節性員工人數：03.環衛工程師			
Information		[Type= discrete] [Format=numeric] [Range= 0-0] [Missing=*]	
Statistics [NW/ W]		[Valid=101 /-] [Invalid=3034 /-]	
Value	Label	Cases	Percentage
0		101	100.0%
Systemmiss		3034	
<i>Warning: these figures indicate the number of cases found in the data file. They cannot be interpreted as summary statistics of the population of interest.</i>			
# b2_4: 二、減少僱用(e)臨時或季節性員工人數：04.機械、化工、紡織、食品等工程師及研發人員			
Information		[Type= discrete] [Format=numeric] [Range= 0-0] [Missing=*]	
Statistics [NW/ W]		[Valid=101 /-] [Invalid=3034 /-]	
Value	Label	Cases	Percentage
0		101	100.0%
Systemmiss		3034	
<i>Warning: these figures indicate the number of cases found in the data file. They cannot be interpreted as summary statistics of the population of interest.</i>			
# b2_5: 二、減少僱用(e)臨時或季節性員工人數：05.電科技工程師			
Information		[Type= discrete] [Format=numeric] [Range= 0-0] [Missing=*]	
Statistics [NW/ W]		[Valid=101 /-] [Invalid=3034 /-]	
Value	Label	Cases	Percentage
0		101	100.0%
Systemmiss		3034	
<i>Warning: these figures indicate the number of cases found in the data file. They cannot be interpreted as summary statistics of the population of interest.</i>			
# b2_6: 二、減少僱用(e)臨時或季節性員工人數：06.營建、製圖、測量等專業人員			
Information		[Type= discrete] [Format=numeric] [Range= 0-0] [Missing=*]	
Statistics [NW/ W]		[Valid=101 /-] [Invalid=3034 /-]	
Value	Label	Cases	Percentage
0		101	100.0%
Systemmiss		3034	
<i>Warning: these figures indicate the number of cases found in the data file. They cannot be interpreted as summary statistics of the population of interest.</i>			
# b2_7: 二、減少僱用(e)臨時或季節性員工人數：07.設計專業人員			
Information		[Type= discrete] [Format=numeric] [Range= 0-0] [Missing=*]	
Statistics [NW/ W]		[Valid=101 /-] [Invalid=3034 /-]	
Value	Label	Cases	Percentage
0		101	100.0%
Systemmiss		3034	
<i>Warning: these figures indicate the number of cases found in the data file. They cannot be interpreted as summary statistics of the population of interest.</i>			
# b2_8: 二、減少僱用(e)臨時或季節性員工人數：08.醫療保健專業人員			
Information		[Type= discrete] [Format=numeric] [Range= 0-0] [Missing=*]	
Statistics [NW/ W]		[Valid=101 /-] [Invalid=3034 /-]	

# b2_8: 二、減少僱用(e)臨時或季節性員工人數：08.醫療保健專業人員			
Value	Label	Cases	Percentage
0		101	 100.0%
Sysmiss		3034	
<i>Warning: these figures indicate the number of cases found in the data file. They cannot be interpreted as summary statistics of the population of interest.</i>			
# b2_9: 二、減少僱用(e)臨時或季節性員工人數：09.會計專業人員			
Information		[Type= discrete] [Format=numeric] [Range= 0-0] [Missing=*]	
Statistics [NW/ W]		[Valid=101 /-] [Invalid=3034 /-]	
Value	Label	Cases	Percentage
0		101	 100.0%
Sysmiss		3034	
<i>Warning: these figures indicate the number of cases found in the data file. They cannot be interpreted as summary statistics of the population of interest.</i>			
# b2_10: 二、減少僱用(e)臨時或季節性員工人數：10.財務、保險、金融、投資等專業人員			
Information		[Type= discrete] [Format=numeric] [Range= 0-0] [Missing=*]	
Statistics [NW/ W]		[Valid=101 /-] [Invalid=3034 /-]	
Value	Label	Cases	Percentage
0		101	 100.0%
Sysmiss		3034	
<i>Warning: these figures indicate the number of cases found in the data file. They cannot be interpreted as summary statistics of the population of interest.</i>			
# b2_11: 二、減少僱用(e)臨時或季節性員工人數：11.人力資源專業人員			
Information		[Type= discrete] [Format=numeric] [Range= 0-0] [Missing=*]	
Statistics [NW/ W]		[Valid=101 /-] [Invalid=3034 /-]	
Value	Label	Cases	Percentage
0		101	 100.0%
Sysmiss		3034	
<i>Warning: these figures indicate the number of cases found in the data file. They cannot be interpreted as summary statistics of the population of interest.</i>			
# b2_12: 二、減少僱用(e)臨時或季節性員工人數：12.企劃、行銷、公關等專業人員			
Information		[Type= discrete] [Format=numeric] [Range= 0-0] [Missing=*]	
Statistics [NW/ W]		[Valid=101 /-] [Invalid=3034 /-]	
Value	Label	Cases	Percentage
0		101	 100.0%
Sysmiss		3034	
<i>Warning: these figures indicate the number of cases found in the data file. They cannot be interpreted as summary statistics of the population of interest.</i>			
# b2_13: 二、減少僱用(e)臨時或季節性員工人數：13.軟體、程式、網路、系統、資料庫等資訊專業人員			
Information		[Type= discrete] [Format=numeric] [Range= 0-0] [Missing=*]	
Statistics [NW/ W]		[Valid=101 /-] [Invalid=3034 /-]	
Value	Label	Cases	Percentage
0		101	 100.0%
Sysmiss		3034	
<i>Warning: these figures indicate the number of cases found in the data file. They cannot be interpreted as summary statistics of the population of interest.</i>			
# b2_14: 二、減少僱用(e)臨時或季節性員工人數：14.法務專業人員			
Information		[Type= discrete] [Format=numeric] [Range= 0-0] [Missing=*]	
Statistics [NW/ W]		[Valid=101 /-] [Invalid=3034 /-]	

b2_14: 二、減少僱用(e)臨時或季節性員工人數：14.法務專業人員

Value	Label	Cases	Percentage
0		101	100.0%
Sysmiss		3034	

Warning: these figures indicate the number of cases found in the data file. They cannot be interpreted as summary statistics of the population of interest.

b2_15: 二、減少僱用(e)臨時或季節性員工人數：15.其他專業人員

Information	[Type= discrete] [Format=numeric] [Range= 0-0] [Missing=*]
Statistics [NW/ W]	[Valid=101 /-] [Invalid=3034 /-]

Value	Label	Cases	Percentage
0		101	100.0%
Sysmiss		3034	

Warning: these figures indicate the number of cases found in the data file. They cannot be interpreted as summary statistics of the population of interest.

b2_16: 二、減少僱用(e)臨時或季節性員工人數：16.營建工程、製圖技術員

Information	[Type= discrete] [Format=numeric] [Range= 0-0] [Missing=*]
Statistics [NW/ W]	[Valid=101 /-] [Invalid=3034 /-]

Value	Label	Cases	Percentage
0		101	100.0%
Sysmiss		3034	

Warning: these figures indicate the number of cases found in the data file. They cannot be interpreted as summary statistics of the population of interest.

b2_17: 二、減少僱用(e)臨時或季節性員工人數：17.電機、電子工程技術員

Information	[Type= discrete] [Format=numeric] [Range= 0-0] [Missing=*]
Statistics [NW/ W]	[Valid=101 /-] [Invalid=3034 /-]

Value	Label	Cases	Percentage
0		101	100.0%
Sysmiss		3034	

Warning: these figures indicate the number of cases found in the data file. They cannot be interpreted as summary statistics of the population of interest.

b2_18: 二、減少僱用(e)臨時或季節性員工人數：18.機械、化工、紡織、食品等技術員

Information	[Type= discrete] [Format=numeric] [Range= 0-2] [Missing=*]
Statistics [NW/ W]	[Valid=101 /-] [Invalid=3034 /-]

Value	Label	Cases	Percentage
0		100	99.0%
2		1	1.0%
Sysmiss		3034	

Warning: these figures indicate the number of cases found in the data file. They cannot be interpreted as summary statistics of the population of interest.

b2_19: 二、減少僱用(e)臨時或季節性員工人數：19.生產管理技術員、品質管制技術員

Information	[Type= discrete] [Format=numeric] [Range= 0-0] [Missing=*]
Statistics [NW/ W]	[Valid=101 /-] [Invalid=3034 /-]

Value	Label	Cases	Percentage
0		101	100.0%
Sysmiss		3034	

Warning: these figures indicate the number of cases found in the data file. They cannot be interpreted as summary statistics of the population of interest.

b2_20: 二、減少僱用(e)臨時或季節性員工人數：20.製程控制技術員

Information	[Type= discrete] [Format=numeric] [Range= 0-0] [Missing=*]
--------------------	--

# b2_20: 二、減少僱用(e)臨時或季節性員工人數：20.製程控制技術員			
Statistics [NW/ W]		[Valid=101 /-] [Invalid=3034 /-]	
Value	Label	Cases	Percentage
0		101	100.0%
Sysmiss		3034	
<i>Warning: these figures indicate the number of cases found in the data file. They cannot be interpreted as summary statistics of the population of interest.</i>			
# b2_21: 二、減少僱用(e)臨時或季節性員工人數：21.製造、營造監督人員			
Information		[Type= discrete] [Format=numeric] [Range= 0-0] [Missing=*]	
Statistics [NW/ W]		[Valid=101 /-] [Invalid=3034 /-]	
Value	Label	Cases	Percentage
0		101	100.0%
Sysmiss		3034	
<i>Warning: these figures indicate the number of cases found in the data file. They cannot be interpreted as summary statistics of the population of interest.</i>			
# b2_22: 二、減少僱用(e)臨時或季節性員工人數：22.醫療保健助理專業人員			
Information		[Type= discrete] [Format=numeric] [Range= 0-0] [Missing=*]	
Statistics [NW/ W]		[Valid=101 /-] [Invalid=3034 /-]	
Value	Label	Cases	Percentage
0		101	100.0%
Sysmiss		3034	
<i>Warning: these figures indicate the number of cases found in the data file. They cannot be interpreted as summary statistics of the population of interest.</i>			
# b2_23: 二、減少僱用(e)臨時或季節性員工人數：23.環衛類技術員(含勞工安全類技術人員)			
Information		[Type= discrete] [Format=numeric] [Range= 0-0] [Missing=*]	
Statistics [NW/ W]		[Valid=101 /-] [Invalid=3034 /-]	
Value	Label	Cases	Percentage
0		101	100.0%
Sysmiss		3034	
<i>Warning: these figures indicate the number of cases found in the data file. They cannot be interpreted as summary statistics of the population of interest.</i>			
# b2_24: 二、減少僱用(e)臨時或季節性員工人數：24.財務、金融等助理人員			
Information		[Type= discrete] [Format=numeric] [Range= 0-0] [Missing=*]	
Statistics [NW/ W]		[Valid=101 /-] [Invalid=3034 /-]	
Value	Label	Cases	Percentage
0		101	100.0%
Sysmiss		3034	
<i>Warning: these figures indicate the number of cases found in the data file. They cannot be interpreted as summary statistics of the population of interest.</i>			
# b2_25: 二、減少僱用(e)臨時或季節性員工人數：25.會計助理人員			
Information		[Type= discrete] [Format=numeric] [Range= 0-0] [Missing=*]	
Statistics [NW/ W]		[Valid=101 /-] [Invalid=3034 /-]	
Value	Label	Cases	Percentage
0		101	100.0%
Sysmiss		3034	
<i>Warning: these figures indicate the number of cases found in the data file. They cannot be interpreted as summary statistics of the population of interest.</i>			
# b2_26: 二、減少僱用(e)臨時或季節性員工人數：26.業務銷售、貿易助理專業人員			
Information		[Type= discrete] [Format=numeric] [Range= 0-0] [Missing=*]	

# b2_26: 二、減少僱用(e)臨時或季節性員工人數：26.業務銷售、貿易助理專業人員			
Statistics [NW/ W]		[Valid=101 /-] [Invalid=3034 /-]	
Value	Label	Cases	Percentage
0		101	100.0%
Sysmiss		3034	
<i>Warning: these figures indicate the number of cases found in the data file. They cannot be interpreted as summary statistics of the population of interest.</i>			
# b2_27: 二、減少僱用(e)臨時或季節性員工人數：27.採購員			
Information		[Type= discrete] [Format=numeric] [Range= 0-0] [Missing=*]	
Statistics [NW/ W]		[Valid=101 /-] [Invalid=3034 /-]	
Value	Label	Cases	Percentage
0		101	100.0%
Sysmiss		3034	
<i>Warning: these figures indicate the number of cases found in the data file. They cannot be interpreted as summary statistics of the population of interest.</i>			
# b2_28: 二、減少僱用(e)臨時或季節性員工人數：28.人力資源助理專業人員			
Information		[Type= discrete] [Format=numeric] [Range= 0-0] [Missing=*]	
Statistics [NW/ W]		[Valid=101 /-] [Invalid=3034 /-]	
Value	Label	Cases	Percentage
0		101	100.0%
Sysmiss		3034	
<i>Warning: these figures indicate the number of cases found in the data file. They cannot be interpreted as summary statistics of the population of interest.</i>			
# b2_29: 二、減少僱用(e)臨時或季節性員工人數：29.不動產經紀人			
Information		[Type= discrete] [Format=numeric] [Range= 0-0] [Missing=*]	
Statistics [NW/ W]		[Valid=101 /-] [Invalid=3034 /-]	
Value	Label	Cases	Percentage
0		101	100.0%
Sysmiss		3034	
<i>Warning: these figures indicate the number of cases found in the data file. They cannot be interpreted as summary statistics of the population of interest.</i>			
# b2_30: 二、減少僱用(e)臨時或季節性員工人數：30.法務助理人員			
Information		[Type= discrete] [Format=numeric] [Range= 0-0] [Missing=*]	
Statistics [NW/ W]		[Valid=101 /-] [Invalid=3034 /-]	
Value	Label	Cases	Percentage
0		101	100.0%
Sysmiss		3034	
<i>Warning: these figures indicate the number of cases found in the data file. They cannot be interpreted as summary statistics of the population of interest.</i>			
# b2_31: 二、減少僱用(e)臨時或季節性員工人數：31.資訊及通訊傳播技術員			
Information		[Type= discrete] [Format=numeric] [Range= 0-6] [Missing=*]	
Statistics [NW/ W]		[Valid=101 /-] [Invalid=3034 /-]	
Value	Label	Cases	Percentage
0		100	99.0%
6		1	1.0%
Sysmiss		3034	
<i>Warning: these figures indicate the number of cases found in the data file. They cannot be interpreted as summary statistics of the population of interest.</i>			

b2_32: 二、減少僱用(e)臨時或季節性員工人數：32.其他技術員及助理專業人員

Information	[Type= discrete] [Format=numeric] [Range= 0-0] [Missing=*]
Statistics [NW/ W]	[Valid=101 /-] [Invalid=3034 /-]

Value	Label	Cases	Percentage
0		101	100.0%
Sysmiss		3034	

Warning: these figures indicate the number of cases found in the data file. They cannot be interpreted as summary statistics of the population of interest.

b2_33: 二、減少僱用(e)臨時或季節性員工人數：33.一般及文書事務人員

Information	[Type= discrete] [Format=numeric] [Range= 0-0] [Missing=*]
Statistics [NW/ W]	[Valid=101 /-] [Invalid=3034 /-]

Value	Label	Cases	Percentage
0		101	100.0%
Sysmiss		3034	

Warning: these figures indicate the number of cases found in the data file. They cannot be interpreted as summary statistics of the population of interest.

# b2_34: 二、減少僱用(e)臨時或季節性員工人數：34.顧客服務事務人員			
Information		[Type= discrete] [Format=numeric] [Range= 0-0] [Missing=*]	
Statistics [NW/ W]		[Valid=101 /-] [Invalid=3034 /-]	
Value	Label	Cases	Percentage
0		101	100.0%
Sysmiss		3034	
<i>Warning: these figures indicate the number of cases found in the data file. They cannot be interpreted as summary statistics of the population of interest.</i>			
# b2_35: 二、減少僱用(e)臨時或季節性員工人數：35.會計、生產、運輸事務人員			
Information		[Type= discrete] [Format=numeric] [Range= 0-0] [Missing=*]	
Statistics [NW/ W]		[Valid=101 /-] [Invalid=3034 /-]	
Value	Label	Cases	Percentage
0		101	100.0%
Sysmiss		3034	
<i>Warning: these figures indicate the number of cases found in the data file. They cannot be interpreted as summary statistics of the population of interest.</i>			
# b2_36: 二、減少僱用(e)臨時或季節性員工人數：36.人事			
Information		[Type= discrete] [Format=numeric] [Range= 0-0] [Missing=*]	
Statistics [NW/ W]		[Valid=101 /-] [Invalid=3034 /-]	
Value	Label	Cases	Percentage
0		101	100.0%
Sysmiss		3034	
<i>Warning: these figures indicate the number of cases found in the data file. They cannot be interpreted as summary statistics of the population of interest.</i>			
# b2_37: 二、減少僱用(e)臨時或季節性員工人數：37.其他事務支援人員			
Information		[Type= discrete] [Format=numeric] [Range= 0-0] [Missing=*]	
Statistics [NW/ W]		[Valid=101 /-] [Invalid=3034 /-]	
Value	Label	Cases	Percentage
0		101	100.0%
Sysmiss		3034	
<i>Warning: these figures indicate the number of cases found in the data file. They cannot be interpreted as summary statistics of the population of interest.</i>			
# b2_38: 二、減少僱用(e)臨時或季節性員工人數：38.車、船、機上服務人員			
Information		[Type= discrete] [Format=numeric] [Range= 0-0] [Missing=*]	
Statistics [NW/ W]		[Valid=101 /-] [Invalid=3034 /-]	
Value	Label	Cases	Percentage
0		101	100.0%
Sysmiss		3034	
<i>Warning: these figures indicate the number of cases found in the data file. They cannot be interpreted as summary statistics of the population of interest.</i>			
# b2_39: 二、減少僱用(e)臨時或季節性員工人數：39.導遊及領隊			
Information		[Type= discrete] [Format=numeric] [Range= 0-0] [Missing=*]	
Statistics [NW/ W]		[Valid=101 /-] [Invalid=3034 /-]	
Value	Label	Cases	Percentage
0		101	100.0%
Sysmiss		3034	
<i>Warning: these figures indicate the number of cases found in the data file. They cannot be interpreted as summary statistics of the population of interest.</i>			

# b2_40: 二、減少僱用(e)臨時或季節性員工人數：40.廚師			
Information	[Type= discrete] [Format=numeric] [Range= 0-0] [Missing=*]		
Statistics [NW/ W]	[Valid=101 /-] [Invalid=3034 /-]		
Value	Label	Cases	Percentage
0		101	100.0%
Sysmiss		3034	
<i>Warning: these figures indicate the number of cases found in the data file. They cannot be interpreted as summary statistics of the population of interest.</i>			
# b2_41: 二、減少僱用(e)臨時或季節性員工人數：41.餐飲服務員			
Information	[Type= discrete] [Format=numeric] [Range= 0-4] [Missing=*]		
Statistics [NW/ W]	[Valid=101 /-] [Invalid=3034 /-]		
Value	Label	Cases	Percentage
0		99	98.0%
3		1	1.0%
4		1	1.0%
Sysmiss		3034	
<i>Warning: these figures indicate the number of cases found in the data file. They cannot be interpreted as summary statistics of the population of interest.</i>			
# b2_42: 二、減少僱用(e)臨時或季節性員工人數：42.商店銷售有關人員及展售說明人員			
Information	[Type= discrete] [Format=numeric] [Range= 0-20] [Missing=*]		
Statistics [NW/ W]	[Valid=101 /-] [Invalid=3034 /-]		
Value	Label	Cases	Percentage
0		99	98.0%
2		1	1.0%
20		1	1.0%
Sysmiss		3034	
<i>Warning: these figures indicate the number of cases found in the data file. They cannot be interpreted as summary statistics of the population of interest.</i>			
# b2_43: 二、減少僱用(e)臨時或季節性員工人數：43.電話及網路行銷人員			
Information	[Type= discrete] [Format=numeric] [Range= 0-0] [Missing=*]		
Statistics [NW/ W]	[Valid=101 /-] [Invalid=3034 /-]		
Value	Label	Cases	Percentage
0		101	100.0%
Sysmiss		3034	
<i>Warning: these figures indicate the number of cases found in the data file. They cannot be interpreted as summary statistics of the population of interest.</i>			
# b2_44: 二、減少僱用(e)臨時或季節性員工人數：44.健康照顧人員、陪病人員			
Information	[Type= discrete] [Format=numeric] [Range= 0-0] [Missing=*]		
Statistics [NW/ W]	[Valid=101 /-] [Invalid=3034 /-]		
Value	Label	Cases	Percentage
0		101	100.0%
Sysmiss		3034	
<i>Warning: these figures indicate the number of cases found in the data file. They cannot be interpreted as summary statistics of the population of interest.</i>			
# b2_45: 二、減少僱用(e)臨時或季節性員工人數：45.保全(含建築物管理員)			
Information	[Type= discrete] [Format=numeric] [Range= 0-1] [Missing=*]		
Statistics [NW/ W]	[Valid=101 /-] [Invalid=3034 /-]		

b2_45: 二、減少僱用(e)臨時或季節性員工人數：45.保全(含建築物管理員)

Value	Label	Cases	Percentage
0		100	99.0%
1		1	1.0%
Sysmiss		3034	

Warning: these figures indicate the number of cases found in the data file. They cannot be interpreted as summary statistics of the population of interest.

b2_46: 二、減少僱用(e)臨時或季節性員工人數：46.其他服務及銷售工作人員

Information	[Type= discrete] [Format=numeric] [Range= 0-0] [Missing=*]
Statistics [NW/ W]	[Valid=101 /-] [Invalid=3034 /-]

Value	Label	Cases	Percentage
0		101	100.0%
Sysmiss		3034	

Warning: these figures indicate the number of cases found in the data file. They cannot be interpreted as summary statistics of the population of interest.

b2_47: 二、減少僱用(e)臨時或季節性員工人數：47.營建及有關工作人員

Information	[Type= discrete] [Format=numeric] [Range= 0-0] [Missing=*]
Statistics [NW/ W]	[Valid=101 /-] [Invalid=3034 /-]

Value	Label	Cases	Percentage
0		101	100.0%
Sysmiss		3034	

Warning: these figures indicate the number of cases found in the data file. They cannot be interpreted as summary statistics of the population of interest.

b2_48: 二、減少僱用(e)臨時或季節性員工人數：48.品質檢查人員

Information	[Type= discrete] [Format=numeric] [Range= 0-0] [Missing=*]
Statistics [NW/ W]	[Valid=101 /-] [Invalid=3034 /-]

Value	Label	Cases	Percentage
0		101	100.0%
Sysmiss		3034	

Warning: these figures indicate the number of cases found in the data file. They cannot be interpreted as summary statistics of the population of interest.

b2_49: 二、減少僱用(e)臨時或季節性員工人數：49.維修技術類工作人員

Information	[Type= discrete] [Format=numeric] [Range= 0-10] [Missing=*]
Statistics [NW/ W]	[Valid=101 /-] [Invalid=3034 /-]

Value	Label	Cases	Percentage
0		98	97.0%
1		2	2.0%
10		1	1.0%
Sysmiss		3034	

Warning: these figures indicate the number of cases found in the data file. They cannot be interpreted as summary statistics of the population of interest.

b2_50: 二、減少僱用(e)臨時或季節性員工人數：50.操作技術類工作人員

Information	[Type= discrete] [Format=numeric] [Range= 0-20] [Missing=*]
Statistics [NW/ W]	[Valid=101 /-] [Invalid=3034 /-]

Value	Label	Cases	Percentage
0		98	97.0%
2		2	2.0%
20		1	1.0%

Value	Label	Cases	Percentage
0		101	100.0%
Sysmiss		3034	
<i>Warning: these figures indicate the number of cases found in the data file. They cannot be interpreted as summary statistics of the population of interest.</i>			

b2_50: 二、減少僱用(e)臨時或季節性員工人數：50.操作技術類工作人員

Information	[Type= discrete] [Format=numeric] [Range= 0-0] [Missing=*]
Statistics [NW/ W]	[Valid=101 /-] [Invalid=3034 /-]

Value	Label	Cases	Percentage
0		101	100.0%
Sysmiss		3034	
<i>Warning: these figures indicate the number of cases found in the data file. They cannot be interpreted as summary statistics of the population of interest.</i>			

b2_51: 二、減少僱用(e)臨時或季節性員工人數：51.組裝人員

Information	[Type= discrete] [Format=numeric] [Range= 0-0] [Missing=*]
Statistics [NW/ W]	[Valid=101 /-] [Invalid=3034 /-]

Value	Label	Cases	Percentage
0		101	100.0%
Sysmiss		3034	
<i>Warning: these figures indicate the number of cases found in the data file. They cannot be interpreted as summary statistics of the population of interest.</i>			

b2_52: 二、減少僱用(e)臨時或季節性員工人數：52.駕駛及移運設備操作人員

Information	[Type= discrete] [Format=numeric] [Range= 0-0] [Missing=*]
Statistics [NW/ W]	[Valid=101 /-] [Invalid=3034 /-]

Value	Label	Cases	Percentage
0		101	100.0%
Sysmiss		3034	
<i>Warning: these figures indicate the number of cases found in the data file. They cannot be interpreted as summary statistics of the population of interest.</i>			

b2_53: 二、減少僱用(e)臨時或季節性員工人數：53.其他技藝、機械設備操作及組裝人員

Information	[Type= discrete] [Format=numeric] [Range= 0-0] [Missing=*]
Statistics [NW/ W]	[Valid=101 /-] [Invalid=3034 /-]

Value	Label	Cases	Percentage
0		101	100.0%
Sysmiss		3034	
<i>Warning: these figures indicate the number of cases found in the data file. They cannot be interpreted as summary statistics of the population of interest.</i>			

b2_54: 二、減少僱用(e)臨時或季節性員工人數：54.清潔工

Information	[Type= discrete] [Format=numeric] [Range= 0-2] [Missing=*]
Statistics [NW/ W]	[Valid=101 /-] [Invalid=3034 /-]

Value	Label	Cases	Percentage
0		100	99.0%
2		1	1.0%
Sysmiss		3034	
<i>Warning: these figures indicate the number of cases found in the data file. They cannot be interpreted as summary statistics of the population of interest.</i>			

b2_55: 二、減少僱用(e)臨時或季節性員工人數：55.勞力工

Information	[Type= discrete] [Format=numeric] [Range= 0-84] [Missing=*]
Statistics [NW/ W]	[Valid=101 /-] [Invalid=3034 /-]

Value	Label	Cases	Percentage
0		96	95.0%
2		2	2.0%
3		2	2.0%
84		1	1.0%
Sysmiss		3034	
<i>Warning: these figures indicate the number of cases found in the data file. They cannot be interpreted as summary statistics of the population of interest.</i>			

b2_56: 二、減少僱用(e)臨時或季節性員工人數：56.其他基層技術工及勞力工

Information	[Type= discrete] [Format=numeric] [Range= 0-5] [Missing=*]		
Statistics [NW/ W]	[Valid=101 /-] [Invalid=3034 /-]		
Value	Label	Cases	Percentage
0		100	99.0%
5		1	1.0%
Sysmiss		3034	
<i>Warning: these figures indicate the number of cases found in the data file. They cannot be interpreted as summary statistics of the population of interest.</i>			

b3_0: 二、減少僱用(e1)部分工時員工人數：主管及經理人員

Information	[Type= discrete] [Format=numeric] [Range= 0-0] [Missing=*]		
Statistics [NW/ W]	[Valid=101 /-] [Invalid=3034 /-]		
Value	Label	Cases	Percentage
0		101	100.0%
Sysmiss		3034	
<i>Warning: these figures indicate the number of cases found in the data file. They cannot be interpreted as summary statistics of the population of interest.</i>			

b3_1: 二、減少僱用(e1)部分工時員工人數：01.生產管理、品質管制工程師

Information	[Type= discrete] [Format=numeric] [Range= 0-0] [Missing=*]		
Statistics [NW/ W]	[Valid=101 /-] [Invalid=3034 /-]		
Value	Label	Cases	Percentage
0		101	100.0%
Sysmiss		3034	
<i>Warning: these figures indicate the number of cases found in the data file. They cannot be interpreted as summary statistics of the population of interest.</i>			

b3_2: 二、減少僱用(e1)部分工時員工人數：02.製程工程師

Information	[Type= discrete] [Format=numeric] [Range= 0-0] [Missing=*]		
Statistics [NW/ W]	[Valid=101 /-] [Invalid=3034 /-]		
Value	Label	Cases	Percentage
0		101	100.0%
Sysmiss		3034	
<i>Warning: these figures indicate the number of cases found in the data file. They cannot be interpreted as summary statistics of the population of interest.</i>			

b3_3: 二、減少僱用(e1)部分工時員工人數：03.環衛工程師

Information	[Type= discrete] [Format=numeric] [Range= 0-0] [Missing=*]		
Statistics [NW/ W]	[Valid=101 /-] [Invalid=3034 /-]		
Value	Label	Cases	Percentage
0		101	100.0%
Sysmiss		3034	
<i>Warning: these figures indicate the number of cases found in the data file. They cannot be interpreted as summary statistics of the population of interest.</i>			

b3_4: 二、減少僱用(e1)部分工時員工人數：04.機械、化工、紡織、食品等工程師及研發人員

Information	[Type= discrete] [Format=numeric] [Range= 0-0] [Missing=*]		
Statistics [NW/ W]	[Valid=101 /-] [Invalid=3034 /-]		
Value	Label	Cases	Percentage
0		101	100.0%
Sysmiss		3034	
<i>Warning: these figures indicate the number of cases found in the data file. They cannot be interpreted as summary statistics of the population of interest.</i>			

# b3_5: 二、減少僱用(e1)部分工時員工人數：05.電科技工程師			
Information		[Type= discrete] [Format=numeric] [Range= 0-0] [Missing=*]	
Statistics [NW/ W]		[Valid=101 /-] [Invalid=3034 /-]	
Value	Label	Cases	Percentage
0		101	100.0%
Sysmiss		3034	
<i>Warning: these figures indicate the number of cases found in the data file. They cannot be interpreted as summary statistics of the population of interest.</i>			
# b3_6: 二、減少僱用(e1)部分工時員工人數：06.營建、製圖、測量等專業人員			
Information		[Type= discrete] [Format=numeric] [Range= 0-0] [Missing=*]	
Statistics [NW/ W]		[Valid=101 /-] [Invalid=3034 /-]	
Value	Label	Cases	Percentage
0		101	100.0%
Sysmiss		3034	
<i>Warning: these figures indicate the number of cases found in the data file. They cannot be interpreted as summary statistics of the population of interest.</i>			
# b3_7: 二、減少僱用(e1)部分工時員工人數：07.設計專業人員			
Information		[Type= discrete] [Format=numeric] [Range= 0-0] [Missing=*]	
Statistics [NW/ W]		[Valid=101 /-] [Invalid=3034 /-]	
Value	Label	Cases	Percentage
0		101	100.0%
Sysmiss		3034	
<i>Warning: these figures indicate the number of cases found in the data file. They cannot be interpreted as summary statistics of the population of interest.</i>			
# b3_8: 二、減少僱用(e1)部分工時員工人數：08.醫療保健專業人員			
Information		[Type= discrete] [Format=numeric] [Range= 0-0] [Missing=*]	
Statistics [NW/ W]		[Valid=101 /-] [Invalid=3034 /-]	
Value	Label	Cases	Percentage
0		101	100.0%
Sysmiss		3034	
<i>Warning: these figures indicate the number of cases found in the data file. They cannot be interpreted as summary statistics of the population of interest.</i>			
# b3_9: 二、減少僱用(e1)部分工時員工人數：09.會計專業人員			
Information		[Type= discrete] [Format=numeric] [Range= 0-0] [Missing=*]	
Statistics [NW/ W]		[Valid=101 /-] [Invalid=3034 /-]	
Value	Label	Cases	Percentage
0		101	100.0%
Sysmiss		3034	
<i>Warning: these figures indicate the number of cases found in the data file. They cannot be interpreted as summary statistics of the population of interest.</i>			
# b3_10: 二、減少僱用(e1)部分工時員工人數：10.財務、保險、金融、投資等專業人員			
Information		[Type= discrete] [Format=numeric] [Range= 0-0] [Missing=*]	
Statistics [NW/ W]		[Valid=101 /-] [Invalid=3034 /-]	
Value	Label	Cases	Percentage
0		101	100.0%
Sysmiss		3034	
<i>Warning: these figures indicate the number of cases found in the data file. They cannot be interpreted as summary statistics of the population of interest.</i>			

# b3_11: 二、減少僱用(e1)部分工時員工人數：11.人力資源專業人員			
Information		[Type= discrete] [Format=numeric] [Range= 0-0] [Missing=*]	
Statistics [NW/ W]		[Valid=101 /-] [Invalid=3034 /-]	
Value	Label	Cases	Percentage
0		101	100.0%
Sysmiss		3034	
<i>Warning: these figures indicate the number of cases found in the data file. They cannot be interpreted as summary statistics of the population of interest.</i>			
# b3_12: 二、減少僱用(e1)部分工時員工人數：12.企劃、行銷、公關等專業人員			
Information		[Type= discrete] [Format=numeric] [Range= 0-0] [Missing=*]	
Statistics [NW/ W]		[Valid=101 /-] [Invalid=3034 /-]	
Value	Label	Cases	Percentage
0		101	100.0%
Sysmiss		3034	
<i>Warning: these figures indicate the number of cases found in the data file. They cannot be interpreted as summary statistics of the population of interest.</i>			
# b3_13: 二、減少僱用(e1)部分工時員工人數：13.軟體、程式、網路、系統、資料庫等資訊專業人員			
Information		[Type= discrete] [Format=numeric] [Range= 0-0] [Missing=*]	
Statistics [NW/ W]		[Valid=101 /-] [Invalid=3034 /-]	
Value	Label	Cases	Percentage
0		101	100.0%
Sysmiss		3034	
<i>Warning: these figures indicate the number of cases found in the data file. They cannot be interpreted as summary statistics of the population of interest.</i>			
# b3_14: 二、減少僱用(e1)部分工時員工人數：14.法務專業人員			
Information		[Type= discrete] [Format=numeric] [Range= 0-0] [Missing=*]	
Statistics [NW/ W]		[Valid=101 /-] [Invalid=3034 /-]	
Value	Label	Cases	Percentage
0		101	100.0%
Sysmiss		3034	
<i>Warning: these figures indicate the number of cases found in the data file. They cannot be interpreted as summary statistics of the population of interest.</i>			
# b3_15: 二、減少僱用(e1)部分工時員工人數：15.其他專業人員			
Information		[Type= discrete] [Format=numeric] [Range= 0-0] [Missing=*]	
Statistics [NW/ W]		[Valid=101 /-] [Invalid=3034 /-]	
Value	Label	Cases	Percentage
0		101	100.0%
Sysmiss		3034	
<i>Warning: these figures indicate the number of cases found in the data file. They cannot be interpreted as summary statistics of the population of interest.</i>			
# b3_16: 二、減少僱用(e1)部分工時員工人數：16.營建工程、製圖技術員			
Information		[Type= discrete] [Format=numeric] [Range= 0-0] [Missing=*]	
Statistics [NW/ W]		[Valid=101 /-] [Invalid=3034 /-]	
Value	Label	Cases	Percentage
0		101	100.0%
Sysmiss		3034	
<i>Warning: these figures indicate the number of cases found in the data file. They cannot be interpreted as summary statistics of the population of interest.</i>			

# b3_17: 二、減少僱用(e1)部分工時員工人數：17.電機、電子工程技術員			
Information		[Type= discrete] [Format=numeric] [Range= 0-0] [Missing=*]	
Statistics [NW/ W]		[Valid=101 /-] [Invalid=3034 /-]	
Value	Label	Cases	Percentage
0		101	100.0%
Sysmiss		3034	
<i>Warning: these figures indicate the number of cases found in the data file. They cannot be interpreted as summary statistics of the population of interest.</i>			
# b3_18: 二、減少僱用(e1)部分工時員工人數：18.機械、化工、紡織、食品等技術員			
Information		[Type= discrete] [Format=numeric] [Range= 0-2] [Missing=*]	
Statistics [NW/ W]		[Valid=101 /-] [Invalid=3034 /-]	
Value	Label	Cases	Percentage
0		100	99.0%
2		1	1.0%
Sysmiss		3034	
<i>Warning: these figures indicate the number of cases found in the data file. They cannot be interpreted as summary statistics of the population of interest.</i>			
# b3_19: 二、減少僱用(e1)部分工時員工人數：19.生產管理技術員、品質管制技術員			
Information		[Type= discrete] [Format=numeric] [Range= 0-0] [Missing=*]	
Statistics [NW/ W]		[Valid=101 /-] [Invalid=3034 /-]	
Value	Label	Cases	Percentage
0		101	100.0%
Sysmiss		3034	
<i>Warning: these figures indicate the number of cases found in the data file. They cannot be interpreted as summary statistics of the population of interest.</i>			
# b3_20: 二、減少僱用(e1)部分工時員工人數：20.製程控制技術員			
Information		[Type= discrete] [Format=numeric] [Range= 0-0] [Missing=*]	
Statistics [NW/ W]		[Valid=101 /-] [Invalid=3034 /-]	
Value	Label	Cases	Percentage
0		101	100.0%
Sysmiss		3034	
<i>Warning: these figures indicate the number of cases found in the data file. They cannot be interpreted as summary statistics of the population of interest.</i>			
# b3_21: 二、減少僱用(e1)部分工時員工人數：21.製造、營造監督人員			
Information		[Type= discrete] [Format=numeric] [Range= 0-0] [Missing=*]	
Statistics [NW/ W]		[Valid=101 /-] [Invalid=3034 /-]	
Value	Label	Cases	Percentage
0		101	100.0%
Sysmiss		3034	
<i>Warning: these figures indicate the number of cases found in the data file. They cannot be interpreted as summary statistics of the population of interest.</i>			
# b3_22: 二、減少僱用(e1)部分工時員工人數：22.醫療保健助理專業人員			
Information		[Type= discrete] [Format=numeric] [Range= 0-0] [Missing=*]	
Statistics [NW/ W]		[Valid=101 /-] [Invalid=3034 /-]	
Value	Label	Cases	Percentage
0		101	100.0%
Sysmiss		3034	
<i>Warning: these figures indicate the number of cases found in the data file. They cannot be interpreted as summary statistics of the population of interest.</i>			

# b3_23: 二、減少僱用(e1)部分工時員工人數：23.環衛類技術員(含勞工安全類技術人員)			
Information		[Type= discrete] [Format=numeric] [Range= 0-0] [Missing=*]	
Statistics [NW/ W]		[Valid=101 /-] [Invalid=3034 /-]	
Value	Label	Cases	Percentage
0		101	100.0%
Sysmiss		3034	
<i>Warning: these figures indicate the number of cases found in the data file. They cannot be interpreted as summary statistics of the population of interest.</i>			
# b3_24: 二、減少僱用(e1)部分工時員工人數：24.財務、金融等助理人員			
Information		[Type= discrete] [Format=numeric] [Range= 0-0] [Missing=*]	
Statistics [NW/ W]		[Valid=101 /-] [Invalid=3034 /-]	
Value	Label	Cases	Percentage
0		101	100.0%
Sysmiss		3034	
<i>Warning: these figures indicate the number of cases found in the data file. They cannot be interpreted as summary statistics of the population of interest.</i>			
# b3_25: 二、減少僱用(e1)部分工時員工人數：25.會計助理人員			
Information		[Type= discrete] [Format=numeric] [Range= 0-0] [Missing=*]	
Statistics [NW/ W]		[Valid=101 /-] [Invalid=3034 /-]	
Value	Label	Cases	Percentage
0		101	100.0%
Sysmiss		3034	
<i>Warning: these figures indicate the number of cases found in the data file. They cannot be interpreted as summary statistics of the population of interest.</i>			
# b3_26: 二、減少僱用(e1)部分工時員工人數：26.業務銷售、貿易助理專業人員			
Information		[Type= discrete] [Format=numeric] [Range= 0-0] [Missing=*]	
Statistics [NW/ W]		[Valid=101 /-] [Invalid=3034 /-]	
Value	Label	Cases	Percentage
0		101	100.0%
Sysmiss		3034	
<i>Warning: these figures indicate the number of cases found in the data file. They cannot be interpreted as summary statistics of the population of interest.</i>			

# b3_27: 二、減少僱用(e1)部分工時員工人數：27.採購員			
Information		[Type= discrete] [Format=numeric] [Range= 0-0] [Missing=*]	
Statistics [NW/ W]		[Valid=101 /-] [Invalid=3034 /-]	
Value	Label	Cases	Percentage
0		101	100.0%
Sysmiss		3034	
<i>Warning: these figures indicate the number of cases found in the data file. They cannot be interpreted as summary statistics of the population of interest.</i>			
# b3_28: 二、減少僱用(e1)部分工時員工人數：28.人力資源助理專業人員			
Information		[Type= discrete] [Format=numeric] [Range= 0-0] [Missing=*]	
Statistics [NW/ W]		[Valid=101 /-] [Invalid=3034 /-]	
Value	Label	Cases	Percentage
0		101	100.0%
Sysmiss		3034	
<i>Warning: these figures indicate the number of cases found in the data file. They cannot be interpreted as summary statistics of the population of interest.</i>			
# b3_29: 二、減少僱用(e1)部分工時員工人數：29.不動產經紀人			
Information		[Type= discrete] [Format=numeric] [Range= 0-0] [Missing=*]	
Statistics [NW/ W]		[Valid=101 /-] [Invalid=3034 /-]	
Value	Label	Cases	Percentage
0		101	100.0%
Sysmiss		3034	
<i>Warning: these figures indicate the number of cases found in the data file. They cannot be interpreted as summary statistics of the population of interest.</i>			
# b3_30: 二、減少僱用(e1)部分工時員工人數：30.法務助理人員			
Information		[Type= discrete] [Format=numeric] [Range= 0-0] [Missing=*]	
Statistics [NW/ W]		[Valid=101 /-] [Invalid=3034 /-]	
Value	Label	Cases	Percentage
0		101	100.0%
Sysmiss		3034	
<i>Warning: these figures indicate the number of cases found in the data file. They cannot be interpreted as summary statistics of the population of interest.</i>			
# b3_31: 二、減少僱用(e1)部分工時員工人數：31.資訊及通訊傳播技術員			
Information		[Type= discrete] [Format=numeric] [Range= 0-0] [Missing=*]	
Statistics [NW/ W]		[Valid=101 /-] [Invalid=3034 /-]	
Value	Label	Cases	Percentage
0		101	100.0%
Sysmiss		3034	
<i>Warning: these figures indicate the number of cases found in the data file. They cannot be interpreted as summary statistics of the population of interest.</i>			
# b3_32: 二、減少僱用(e1)部分工時員工人數：32.其他技術員及助理專業人員			
Information		[Type= discrete] [Format=numeric] [Range= 0-0] [Missing=*]	
Statistics [NW/ W]		[Valid=101 /-] [Invalid=3034 /-]	
Value	Label	Cases	Percentage
0		101	100.0%
Sysmiss		3034	
<i>Warning: these figures indicate the number of cases found in the data file. They cannot be interpreted as summary statistics of the population of interest.</i>			

# b3_33: 二、減少僱用(e1)部分工時員工人數：33.一般及文書事務人員			
Information		[Type= discrete] [Format=numeric] [Range= 0-0] [Missing=*]	
Statistics [NW/ W]		[Valid=101 /-] [Invalid=3034 /-]	
Value	Label	Cases	Percentage
0		101	100.0%
Sysmiss		3034	
<i>Warning: these figures indicate the number of cases found in the data file. They cannot be interpreted as summary statistics of the population of interest.</i>			
# b3_34: 二、減少僱用(e1)部分工時員工人數：34.顧客服務事務人員			
Information		[Type= discrete] [Format=numeric] [Range= 0-0] [Missing=*]	
Statistics [NW/ W]		[Valid=101 /-] [Invalid=3034 /-]	
Value	Label	Cases	Percentage
0		101	100.0%
Sysmiss		3034	
<i>Warning: these figures indicate the number of cases found in the data file. They cannot be interpreted as summary statistics of the population of interest.</i>			
# b3_35: 二、減少僱用(e1)部分工時員工人數：35.會計、生產、運輸事務人員			
Information		[Type= discrete] [Format=numeric] [Range= 0-0] [Missing=*]	
Statistics [NW/ W]		[Valid=101 /-] [Invalid=3034 /-]	
Value	Label	Cases	Percentage
0		101	100.0%
Sysmiss		3034	
<i>Warning: these figures indicate the number of cases found in the data file. They cannot be interpreted as summary statistics of the population of interest.</i>			
# b3_36: 二、減少僱用(e1)部分工時員工人數：36.人事			
Information		[Type= discrete] [Format=numeric] [Range= 0-0] [Missing=*]	
Statistics [NW/ W]		[Valid=101 /-] [Invalid=3034 /-]	
Value	Label	Cases	Percentage
0		101	100.0%
Sysmiss		3034	
<i>Warning: these figures indicate the number of cases found in the data file. They cannot be interpreted as summary statistics of the population of interest.</i>			
# b3_37: 二、減少僱用(e1)部分工時員工人數：37.其他事務支援人員			
Information		[Type= discrete] [Format=numeric] [Range= 0-0] [Missing=*]	
Statistics [NW/ W]		[Valid=101 /-] [Invalid=3034 /-]	
Value	Label	Cases	Percentage
0		101	100.0%
Sysmiss		3034	
<i>Warning: these figures indicate the number of cases found in the data file. They cannot be interpreted as summary statistics of the population of interest.</i>			
# b3_38: 二、減少僱用(e1)部分工時員工人數：38.車、船、機上服務人員			
Information		[Type= discrete] [Format=numeric] [Range= 0-0] [Missing=*]	
Statistics [NW/ W]		[Valid=101 /-] [Invalid=3034 /-]	
Value	Label	Cases	Percentage
0		101	100.0%
Sysmiss		3034	
<i>Warning: these figures indicate the number of cases found in the data file. They cannot be interpreted as summary statistics of the population of interest.</i>			

# b3_39: 二、減少僱用(e1)部分工時員工人數：39.導遊及領隊			
Information		[Type= discrete] [Format=numeric] [Range= 0-0] [Missing=*]	
Statistics [NW/ W]		[Valid=101 /-] [Invalid=3034 /-]	
Value	Label	Cases	Percentage
0		101	100.0%
Sysmiss		3034	
<i>Warning: these figures indicate the number of cases found in the data file. They cannot be interpreted as summary statistics of the population of interest.</i>			
# b3_40: 二、減少僱用(e1)部分工時員工人數：40.廚師			
Information		[Type= discrete] [Format=numeric] [Range= 0-0] [Missing=*]	
Statistics [NW/ W]		[Valid=101 /-] [Invalid=3034 /-]	
Value	Label	Cases	Percentage
0		101	100.0%
Sysmiss		3034	
<i>Warning: these figures indicate the number of cases found in the data file. They cannot be interpreted as summary statistics of the population of interest.</i>			
# b3_41: 二、減少僱用(e1)部分工時員工人數：41.餐飲服務員			
Information		[Type= discrete] [Format=numeric] [Range= 0-3] [Missing=*]	
Statistics [NW/ W]		[Valid=101 /-] [Invalid=3034 /-]	
Value	Label	Cases	Percentage
0		100	99.0%
3		1	1.0%
Sysmiss		3034	
<i>Warning: these figures indicate the number of cases found in the data file. They cannot be interpreted as summary statistics of the population of interest.</i>			
# b3_42: 二、減少僱用(e1)部分工時員工人數：42.商店銷售有關人員及展售說明人員			
Information		[Type= discrete] [Format=numeric] [Range= 0-20] [Missing=*]	
Statistics [NW/ W]		[Valid=101 /-] [Invalid=3034 /-]	
Value	Label	Cases	Percentage
0		99	98.0%
2		1	1.0%
20		1	1.0%
Sysmiss		3034	
<i>Warning: these figures indicate the number of cases found in the data file. They cannot be interpreted as summary statistics of the population of interest.</i>			
# b3_43: 二、減少僱用(e1)部分工時員工人數：43.電話及網路行銷人員			
Information		[Type= discrete] [Format=numeric] [Range= 0-0] [Missing=*]	
Statistics [NW/ W]		[Valid=101 /-] [Invalid=3034 /-]	
Value	Label	Cases	Percentage
0		101	100.0%
Sysmiss		3034	
<i>Warning: these figures indicate the number of cases found in the data file. They cannot be interpreted as summary statistics of the population of interest.</i>			
# b3_44: 二、減少僱用(e1)部分工時員工人數：44.健康照顧人員、陪病人員			
Information		[Type= discrete] [Format=numeric] [Range= 0-0] [Missing=*]	
Statistics [NW/ W]		[Valid=101 /-] [Invalid=3034 /-]	
Value	Label	Cases	Percentage
0		101	100.0%

# b3_44: 二、減少僱用(e1)部分工時員工人數： 44. 健康照顧人員、陪病人員			
Value	Label	Cases	Percentage
Sysmiss		3034	
<i>Warning: these figures indicate the number of cases found in the data file. They cannot be interpreted as summary statistics of the population of interest.</i>			
# b3_45: 二、減少僱用(e1)部分工時員工人數： 45. 保全(含建築物管理員)			
Information	[Type= discrete] [Format=numeric] [Range= 0-0] [Missing=*]		
Statistics [NW/ W]	[Valid=101 /-] [Invalid=3034 /-]		
Value	Label	Cases	Percentage
0		101	100.0%
Sysmiss		3034	
<i>Warning: these figures indicate the number of cases found in the data file. They cannot be interpreted as summary statistics of the population of interest.</i>			
# b3_46: 二、減少僱用(e1)部分工時員工人數： 46. 其他服務及銷售工作人員			
Information	[Type= discrete] [Format=numeric] [Range= 0-0] [Missing=*]		
Statistics [NW/ W]	[Valid=101 /-] [Invalid=3034 /-]		
Value	Label	Cases	Percentage
0		101	100.0%
Sysmiss		3034	
<i>Warning: these figures indicate the number of cases found in the data file. They cannot be interpreted as summary statistics of the population of interest.</i>			
# b3_47: 二、減少僱用(e1)部分工時員工人數： 47. 營建及有關工作人員			
Information	[Type= discrete] [Format=numeric] [Range= 0-0] [Missing=*]		
Statistics [NW/ W]	[Valid=101 /-] [Invalid=3034 /-]		
Value	Label	Cases	Percentage
0		101	100.0%
Sysmiss		3034	
<i>Warning: these figures indicate the number of cases found in the data file. They cannot be interpreted as summary statistics of the population of interest.</i>			
# b3_48: 二、減少僱用(e1)部分工時員工人數： 48. 品質檢查人員			
Information	[Type= discrete] [Format=numeric] [Range= 0-0] [Missing=*]		
Statistics [NW/ W]	[Valid=101 /-] [Invalid=3034 /-]		
Value	Label	Cases	Percentage
0		101	100.0%
Sysmiss		3034	
<i>Warning: these figures indicate the number of cases found in the data file. They cannot be interpreted as summary statistics of the population of interest.</i>			
# b3_49: 二、減少僱用(e1)部分工時員工人數： 49. 維修技術類工作人員			
Information	[Type= discrete] [Format=numeric] [Range= 0-0] [Missing=*]		
Statistics [NW/ W]	[Valid=101 /-] [Invalid=3034 /-]		
Value	Label	Cases	Percentage
0		101	100.0%
Sysmiss		3034	
<i>Warning: these figures indicate the number of cases found in the data file. They cannot be interpreted as summary statistics of the population of interest.</i>			
# b3_50: 二、減少僱用(e1)部分工時員工人數： 50. 操作技術類工作人員			
Information	[Type= discrete] [Format=numeric] [Range= 0-0] [Missing=*]		
Statistics [NW/ W]	[Valid=101 /-] [Invalid=3034 /-]		

b3_50: 二、減少僱用(e1)部分工時員工人數：50.操作技術類工作人員

Value	Label	Cases	Percentage
0		101	100.0%
Sysmiss		3034	

Warning: these figures indicate the number of cases found in the data file. They cannot be interpreted as summary statistics of the population of interest.

b3_51: 二、減少僱用(e1)部分工時員工人數：51.組裝人員

Information	[Type= discrete] [Format=numeric] [Range= 0-0] [Missing=*]
Statistics [NW/ W]	[Valid=101 /-] [Invalid=3034 /-]

Value	Label	Cases	Percentage
0		101	100.0%
Sysmiss		3034	

Warning: these figures indicate the number of cases found in the data file. They cannot be interpreted as summary statistics of the population of interest.

b3_52: 二、減少僱用(e1)部分工時員工人數：52.駕駛及移運設備操作人員

Information	[Type= discrete] [Format=numeric] [Range= 0-0] [Missing=*]
Statistics [NW/ W]	[Valid=101 /-] [Invalid=3034 /-]

Value	Label	Cases	Percentage
0		101	100.0%
Sysmiss		3034	

Warning: these figures indicate the number of cases found in the data file. They cannot be interpreted as summary statistics of the population of interest.

b3_53: 二、減少僱用(e1)部分工時員工人數：53.其他技藝、機械設備操作及組裝人員

Information	[Type= discrete] [Format=numeric] [Range= 0-0] [Missing=*]
Statistics [NW/ W]	[Valid=101 /-] [Invalid=3034 /-]

Value	Label	Cases	Percentage
0		101	100.0%
Sysmiss		3034	

Warning: these figures indicate the number of cases found in the data file. They cannot be interpreted as summary statistics of the population of interest.

b3_54: 二、減少僱用(e1)部分工時員工人數：54.清潔工

Information	[Type= discrete] [Format=numeric] [Range= 0-2] [Missing=*]
Statistics [NW/ W]	[Valid=101 /-] [Invalid=3034 /-]

Value	Label	Cases	Percentage
0		100	99.0%
2		1	1.0%
Sysmiss		3034	

Warning: these figures indicate the number of cases found in the data file. They cannot be interpreted as summary statistics of the population of interest.

b3_55: 二、減少僱用(e1)部分工時員工人數：55.勞力工

Information	[Type= discrete] [Format=numeric] [Range= 0-67] [Missing=*]
Statistics [NW/ W]	[Valid=101 /-] [Invalid=3034 /-]

Value	Label	Cases	Percentage
0		98	97.0%
1		1	1.0%
2		1	1.0%
67		1	1.0%
Sysmiss		3034	

Warning: these figures indicate the number of cases found in the data file. They cannot be interpreted as summary statistics of the population of interest.

b3_56: 二、減少僱用(e1)部分工時員工人數：56.其他基層技術工及勞力工

Information	[Type= discrete] [Format=numeric] [Range= 0-0] [Missing=*]		
Statistics [NW/ W]	[Valid=101 /-] [Invalid=3034 /-]		
Value	Label	Cases	Percentage
0		101	100.0%
Sysmiss		3034	
<i>Warning: these figures indicate the number of cases found in the data file. They cannot be interpreted as summary statistics of the population of interest.</i>			

b4_0: 二、減少運用(f)他公司派遣人力人數：主管及經理人員

Information	[Type= discrete] [Format=numeric] [Range= 0-0] [Missing=*]		
Statistics [NW/ W]	[Valid=101 /-] [Invalid=3034 /-]		
Value	Label	Cases	Percentage
0		101	100.0%
Sysmiss		3034	
<i>Warning: these figures indicate the number of cases found in the data file. They cannot be interpreted as summary statistics of the population of interest.</i>			

b4_1: 二、減少運用(f)他公司派遣人力人數：01.生產管理、品質管制工程師

Information	[Type= discrete] [Format=numeric] [Range= 0-0] [Missing=*]		
Statistics [NW/ W]	[Valid=101 /-] [Invalid=3034 /-]		
Value	Label	Cases	Percentage
0		101	100.0%
Sysmiss		3034	
<i>Warning: these figures indicate the number of cases found in the data file. They cannot be interpreted as summary statistics of the population of interest.</i>			

b4_2: 二、減少運用(f)他公司派遣人力人數：02.製程工程師

Information	[Type= discrete] [Format=numeric] [Range= 0-0] [Missing=*]		
Statistics [NW/ W]	[Valid=101 /-] [Invalid=3034 /-]		
Value	Label	Cases	Percentage
0		101	100.0%
Sysmiss		3034	
<i>Warning: these figures indicate the number of cases found in the data file. They cannot be interpreted as summary statistics of the population of interest.</i>			

b4_3: 二、減少運用(f)他公司派遣人力人數：03.環衛工程師

Information	[Type= discrete] [Format=numeric] [Range= 0-0] [Missing=*]		
Statistics [NW/ W]	[Valid=101 /-] [Invalid=3034 /-]		
Value	Label	Cases	Percentage
0		101	100.0%
Sysmiss		3034	
<i>Warning: these figures indicate the number of cases found in the data file. They cannot be interpreted as summary statistics of the population of interest.</i>			

b4_4: 二、減少運用(f)他公司派遣人力人數：04.機械、化工、紡織、食品等工程師及研發人員

Information	[Type= discrete] [Format=numeric] [Range= 0-0] [Missing=*]		
Statistics [NW/ W]	[Valid=101 /-] [Invalid=3034 /-]		
Value	Label	Cases	Percentage
0		101	100.0%
Sysmiss		3034	
<i>Warning: these figures indicate the number of cases found in the data file. They cannot be interpreted as summary statistics of the population of interest.</i>			

# b4_5: 二、減少運用(Ⓕ)他公司派遣人力人數：05.電科技工程師			
Information		[Type= discrete] [Format=numeric] [Range= 0-0] [Missing=*]	
Statistics [NW/ W]		[Valid=101 /-] [Invalid=3034 /-]	
Value	Label	Cases	Percentage
0		101	100.0%
Sysmiss		3034	
<i>Warning: these figures indicate the number of cases found in the data file. They cannot be interpreted as summary statistics of the population of interest.</i>			
# b4_6: 二、減少運用(Ⓕ)他公司派遣人力人數：06.營建、製圖、測量等專業人員			
Information		[Type= discrete] [Format=numeric] [Range= 0-0] [Missing=*]	
Statistics [NW/ W]		[Valid=101 /-] [Invalid=3034 /-]	
Value	Label	Cases	Percentage
0		101	100.0%
Sysmiss		3034	
<i>Warning: these figures indicate the number of cases found in the data file. They cannot be interpreted as summary statistics of the population of interest.</i>			
# b4_7: 二、減少運用(Ⓕ)他公司派遣人力人數：07.設計專業人員			
Information		[Type= discrete] [Format=numeric] [Range= 0-0] [Missing=*]	
Statistics [NW/ W]		[Valid=101 /-] [Invalid=3034 /-]	
Value	Label	Cases	Percentage
0		101	100.0%
Sysmiss		3034	
<i>Warning: these figures indicate the number of cases found in the data file. They cannot be interpreted as summary statistics of the population of interest.</i>			
# b4_8: 二、減少運用(Ⓕ)他公司派遣人力人數：08.醫療保健專業人員			
Information		[Type= discrete] [Format=numeric] [Range= 0-0] [Missing=*]	
Statistics [NW/ W]		[Valid=101 /-] [Invalid=3034 /-]	
Value	Label	Cases	Percentage
0		101	100.0%
Sysmiss		3034	
<i>Warning: these figures indicate the number of cases found in the data file. They cannot be interpreted as summary statistics of the population of interest.</i>			
# b4_9: 二、減少運用(Ⓕ)他公司派遣人力人數：09.會計專業人員			
Information		[Type= discrete] [Format=numeric] [Range= 0-0] [Missing=*]	
Statistics [NW/ W]		[Valid=101 /-] [Invalid=3034 /-]	
Value	Label	Cases	Percentage
0		101	100.0%
Sysmiss		3034	
<i>Warning: these figures indicate the number of cases found in the data file. They cannot be interpreted as summary statistics of the population of interest.</i>			
# b4_10: 二、減少運用(Ⓕ)他公司派遣人力人數：10.財務、保險、金融、投資等專業人員			
Information		[Type= discrete] [Format=numeric] [Range= 0-0] [Missing=*]	
Statistics [NW/ W]		[Valid=101 /-] [Invalid=3034 /-]	
Value	Label	Cases	Percentage
0		101	100.0%
Sysmiss		3034	
<i>Warning: these figures indicate the number of cases found in the data file. They cannot be interpreted as summary statistics of the population of interest.</i>			

# b4_11: 二、減少運用(㊦)他公司派遣人力人數：11.人力資源專業人員			
Information	[Type= discrete] [Format=numeric] [Range= 0-0] [Missing=*]		
Statistics [NW/ W]	[Valid=101 /-] [Invalid=3034 /-]		
Value	Label	Cases	Percentage
0		101	100.0%
Sysmiss		3034	
<i>Warning: these figures indicate the number of cases found in the data file. They cannot be interpreted as summary statistics of the population of interest.</i>			
# b4_12: 二、減少運用(㊦)他公司派遣人力人數：12.企劃、行銷、公關等專業人員			
Information	[Type= discrete] [Format=numeric] [Range= 0-0] [Missing=*]		
Statistics [NW/ W]	[Valid=101 /-] [Invalid=3034 /-]		
Value	Label	Cases	Percentage
0		101	100.0%
Sysmiss		3034	
<i>Warning: these figures indicate the number of cases found in the data file. They cannot be interpreted as summary statistics of the population of interest.</i>			
# b4_13: 二、減少運用(㊦)他公司派遣人力人數：13.軟體、程式、網路、系統、資料庫等資訊專業人員			
Information	[Type= discrete] [Format=numeric] [Range= 0-0] [Missing=*]		
Statistics [NW/ W]	[Valid=101 /-] [Invalid=3034 /-]		
Value	Label	Cases	Percentage
0		101	100.0%
Sysmiss		3034	
<i>Warning: these figures indicate the number of cases found in the data file. They cannot be interpreted as summary statistics of the population of interest.</i>			
# b4_14: 二、減少運用(㊦)他公司派遣人力人數：14.法務專業人員			
Information	[Type= discrete] [Format=numeric] [Range= 0-0] [Missing=*]		
Statistics [NW/ W]	[Valid=101 /-] [Invalid=3034 /-]		
Value	Label	Cases	Percentage
0		101	100.0%
Sysmiss		3034	
<i>Warning: these figures indicate the number of cases found in the data file. They cannot be interpreted as summary statistics of the population of interest.</i>			
# b4_15: 二、減少運用(㊦)他公司派遣人力人數：15.其他專業人員			
Information	[Type= discrete] [Format=numeric] [Range= 0-0] [Missing=*]		
Statistics [NW/ W]	[Valid=101 /-] [Invalid=3034 /-]		
Value	Label	Cases	Percentage
0		101	100.0%
Sysmiss		3034	
<i>Warning: these figures indicate the number of cases found in the data file. They cannot be interpreted as summary statistics of the population of interest.</i>			
# b4_16: 二、減少運用(㊦)他公司派遣人力人數：16.營建工程、製圖技術員			
Information	[Type= discrete] [Format=numeric] [Range= 0-0] [Missing=*]		
Statistics [NW/ W]	[Valid=101 /-] [Invalid=3034 /-]		
Value	Label	Cases	Percentage
0		101	100.0%
Sysmiss		3034	
<i>Warning: these figures indicate the number of cases found in the data file. They cannot be interpreted as summary statistics of the population of interest.</i>			

# b4_17: 二、減少運用(㊦)他公司派遣人力人數：17.電機、電子工程技術員			
Information		[Type= discrete] [Format=numeric] [Range= 0-0] [Missing=*]	
Statistics [NW/ W]		[Valid=101 /-] [Invalid=3034 /-]	
Value	Label	Cases	Percentage
0		101	100.0%
Sysmiss		3034	
<i>Warning: these figures indicate the number of cases found in the data file. They cannot be interpreted as summary statistics of the population of interest.</i>			
# b4_18: 二、減少運用(㊦)他公司派遣人力人數：18.機械、化工、紡織、食品等技術員			
Information		[Type= discrete] [Format=numeric] [Range= 0-0] [Missing=*]	
Statistics [NW/ W]		[Valid=101 /-] [Invalid=3034 /-]	
Value	Label	Cases	Percentage
0		101	100.0%
Sysmiss		3034	
<i>Warning: these figures indicate the number of cases found in the data file. They cannot be interpreted as summary statistics of the population of interest.</i>			
# b4_19: 二、減少運用(㊦)他公司派遣人力人數：19.生產管理技術員、品質管制技術員			
Information		[Type= discrete] [Format=numeric] [Range= 0-0] [Missing=*]	
Statistics [NW/ W]		[Valid=101 /-] [Invalid=3034 /-]	
Value	Label	Cases	Percentage
0		101	100.0%
Sysmiss		3034	
<i>Warning: these figures indicate the number of cases found in the data file. They cannot be interpreted as summary statistics of the population of interest.</i>			

# b4_20: 二、減少運用(㊦)他公司派遣人力人數：20.製程控制技術員			
Information		[Type= discrete] [Format=numeric] [Range= 0-0] [Missing=*]	
Statistics [NW/ W]		[Valid=101 /-] [Invalid=3034 /-]	
Value	Label	Cases	Percentage
0		101	100.0%
Sysmiss		3034	
<i>Warning: these figures indicate the number of cases found in the data file. They cannot be interpreted as summary statistics of the population of interest.</i>			
# b4_21: 二、減少運用(㊦)他公司派遣人力人數：21.製造、營造監督人員			
Information		[Type= discrete] [Format=numeric] [Range= 0-0] [Missing=*]	
Statistics [NW/ W]		[Valid=101 /-] [Invalid=3034 /-]	
Value	Label	Cases	Percentage
0		101	100.0%
Sysmiss		3034	
<i>Warning: these figures indicate the number of cases found in the data file. They cannot be interpreted as summary statistics of the population of interest.</i>			
# b4_22: 二、減少運用(㊦)他公司派遣人力人數：22.醫療保健助理專業人員			
Information		[Type= discrete] [Format=numeric] [Range= 0-0] [Missing=*]	
Statistics [NW/ W]		[Valid=101 /-] [Invalid=3034 /-]	
Value	Label	Cases	Percentage
0		101	100.0%
Sysmiss		3034	
<i>Warning: these figures indicate the number of cases found in the data file. They cannot be interpreted as summary statistics of the population of interest.</i>			
# b4_23: 二、減少運用(㊦)他公司派遣人力人數：23.環衛類技術員(含勞工安全類技術人員)			
Information		[Type= discrete] [Format=numeric] [Range= 0-0] [Missing=*]	
Statistics [NW/ W]		[Valid=101 /-] [Invalid=3034 /-]	
Value	Label	Cases	Percentage
0		101	100.0%
Sysmiss		3034	
<i>Warning: these figures indicate the number of cases found in the data file. They cannot be interpreted as summary statistics of the population of interest.</i>			
# b4_24: 二、減少運用(㊦)他公司派遣人力人數：24.財務、金融等助理人員			
Information		[Type= discrete] [Format=numeric] [Range= 0-0] [Missing=*]	
Statistics [NW/ W]		[Valid=101 /-] [Invalid=3034 /-]	
Value	Label	Cases	Percentage
0		101	100.0%
Sysmiss		3034	
<i>Warning: these figures indicate the number of cases found in the data file. They cannot be interpreted as summary statistics of the population of interest.</i>			
# b4_25: 二、減少運用(㊦)他公司派遣人力人數：25.會計助理人員			
Information		[Type= discrete] [Format=numeric] [Range= 0-0] [Missing=*]	
Statistics [NW/ W]		[Valid=101 /-] [Invalid=3034 /-]	
Value	Label	Cases	Percentage
0		101	100.0%
Sysmiss		3034	
<i>Warning: these figures indicate the number of cases found in the data file. They cannot be interpreted as summary statistics of the population of interest.</i>			

# b4_26: 二、減少運用(Ⓕ)他公司派遣人力人數：26.業務銷售、貿易助理專業人員			
Information		[Type= discrete] [Format=numeric] [Range= 0-0] [Missing=*]	
Statistics [NW/ W]		[Valid=101 /-] [Invalid=3034 /-]	
Value	Label	Cases	Percentage
0		101	100.0%
Sysmiss		3034	
<i>Warning: these figures indicate the number of cases found in the data file. They cannot be interpreted as summary statistics of the population of interest.</i>			
# b4_27: 二、減少運用(Ⓕ)他公司派遣人力人數：27.採購員			
Information		[Type= discrete] [Format=numeric] [Range= 0-0] [Missing=*]	
Statistics [NW/ W]		[Valid=101 /-] [Invalid=3034 /-]	
Value	Label	Cases	Percentage
0		101	100.0%
Sysmiss		3034	
<i>Warning: these figures indicate the number of cases found in the data file. They cannot be interpreted as summary statistics of the population of interest.</i>			
# b4_28: 二、減少運用(Ⓕ)他公司派遣人力人數：28.人力資源助理專業人員			
Information		[Type= discrete] [Format=numeric] [Range= 0-0] [Missing=*]	
Statistics [NW/ W]		[Valid=101 /-] [Invalid=3034 /-]	
Value	Label	Cases	Percentage
0		101	100.0%
Sysmiss		3034	
<i>Warning: these figures indicate the number of cases found in the data file. They cannot be interpreted as summary statistics of the population of interest.</i>			
# b4_29: 二、減少運用(Ⓕ)他公司派遣人力人數：29.不動產經紀人			
Information		[Type= discrete] [Format=numeric] [Range= 0-0] [Missing=*]	
Statistics [NW/ W]		[Valid=101 /-] [Invalid=3034 /-]	
Value	Label	Cases	Percentage
0		101	100.0%
Sysmiss		3034	
<i>Warning: these figures indicate the number of cases found in the data file. They cannot be interpreted as summary statistics of the population of interest.</i>			
# b4_30: 二、減少運用(Ⓕ)他公司派遣人力人數：30.法務助理人員			
Information		[Type= discrete] [Format=numeric] [Range= 0-0] [Missing=*]	
Statistics [NW/ W]		[Valid=101 /-] [Invalid=3034 /-]	
Value	Label	Cases	Percentage
0		101	100.0%
Sysmiss		3034	
<i>Warning: these figures indicate the number of cases found in the data file. They cannot be interpreted as summary statistics of the population of interest.</i>			
# b4_31: 二、減少運用(Ⓕ)他公司派遣人力人數：31.資訊及通訊傳播技術員			
Information		[Type= discrete] [Format=numeric] [Range= 0-0] [Missing=*]	
Statistics [NW/ W]		[Valid=101 /-] [Invalid=3034 /-]	
Value	Label	Cases	Percentage
0		101	100.0%
Sysmiss		3034	
<i>Warning: these figures indicate the number of cases found in the data file. They cannot be interpreted as summary statistics of the population of interest.</i>			

# b4_32: 二、減少運用(Ⓕ)他公司派遣人力人數：32.其他技術員及助理專業人員			
Information		[Type= discrete] [Format=numeric] [Range= 0-0] [Missing=*]	
Statistics [NW/ W]		[Valid=101 /-] [Invalid=3034 /-]	
Value	Label	Cases	Percentage
0		101	100.0%
Sysmiss		3034	
<i>Warning: these figures indicate the number of cases found in the data file. They cannot be interpreted as summary statistics of the population of interest.</i>			
# b4_33: 二、減少運用(Ⓕ)他公司派遣人力人數：33.一般及文書事務人員			
Information		[Type= discrete] [Format=numeric] [Range= 0-0] [Missing=*]	
Statistics [NW/ W]		[Valid=101 /-] [Invalid=3034 /-]	
Value	Label	Cases	Percentage
0		101	100.0%
Sysmiss		3034	
<i>Warning: these figures indicate the number of cases found in the data file. They cannot be interpreted as summary statistics of the population of interest.</i>			
# b4_34: 二、減少運用(Ⓕ)他公司派遣人力人數：34.顧客服務事務人員			
Information		[Type= discrete] [Format=numeric] [Range= 0-0] [Missing=*]	
Statistics [NW/ W]		[Valid=101 /-] [Invalid=3034 /-]	
Value	Label	Cases	Percentage
0		101	100.0%
Sysmiss		3034	
<i>Warning: these figures indicate the number of cases found in the data file. They cannot be interpreted as summary statistics of the population of interest.</i>			
# b4_35: 二、減少運用(Ⓕ)他公司派遣人力人數：35.會計、生產、運輸事務人員			
Information		[Type= discrete] [Format=numeric] [Range= 0-0] [Missing=*]	
Statistics [NW/ W]		[Valid=101 /-] [Invalid=3034 /-]	
Value	Label	Cases	Percentage
0		101	100.0%
Sysmiss		3034	
<i>Warning: these figures indicate the number of cases found in the data file. They cannot be interpreted as summary statistics of the population of interest.</i>			
# b4_36: 二、減少運用(Ⓕ)他公司派遣人力人數：36.人事			
Information		[Type= discrete] [Format=numeric] [Range= 0-0] [Missing=*]	
Statistics [NW/ W]		[Valid=101 /-] [Invalid=3034 /-]	
Value	Label	Cases	Percentage
0		101	100.0%
Sysmiss		3034	
<i>Warning: these figures indicate the number of cases found in the data file. They cannot be interpreted as summary statistics of the population of interest.</i>			
# b4_37: 二、減少運用(Ⓕ)他公司派遣人力人數：37.其他事務支援人員			
Information		[Type= discrete] [Format=numeric] [Range= 0-0] [Missing=*]	
Statistics [NW/ W]		[Valid=101 /-] [Invalid=3034 /-]	
Value	Label	Cases	Percentage
0		101	100.0%
Sysmiss		3034	
<i>Warning: these figures indicate the number of cases found in the data file. They cannot be interpreted as summary statistics of the population of interest.</i>			

# b4_38: 二、減少運用(Ⓕ)他公司派遣人力人數：38.車、船、機上服務人員			
Information		[Type= discrete] [Format=numeric] [Range= 0-0] [Missing=*]	
Statistics [NW/ W]		[Valid=101 /-] [Invalid=3034 /-]	
Value	Label	Cases	Percentage
0		101	100.0%
Sysmiss		3034	
<i>Warning: these figures indicate the number of cases found in the data file. They cannot be interpreted as summary statistics of the population of interest.</i>			
# b4_39: 二、減少運用(Ⓕ)他公司派遣人力人數：39.導遊及領隊			
Information		[Type= discrete] [Format=numeric] [Range= 0-0] [Missing=*]	
Statistics [NW/ W]		[Valid=101 /-] [Invalid=3034 /-]	
Value	Label	Cases	Percentage
0		101	100.0%
Sysmiss		3034	
<i>Warning: these figures indicate the number of cases found in the data file. They cannot be interpreted as summary statistics of the population of interest.</i>			
# b4_40: 二、減少運用(Ⓕ)他公司派遣人力人數：40.廚師			
Information		[Type= discrete] [Format=numeric] [Range= 0-0] [Missing=*]	
Statistics [NW/ W]		[Valid=101 /-] [Invalid=3034 /-]	
Value	Label	Cases	Percentage
0		101	100.0%
Sysmiss		3034	
<i>Warning: these figures indicate the number of cases found in the data file. They cannot be interpreted as summary statistics of the population of interest.</i>			
# b4_41: 二、減少運用(Ⓕ)他公司派遣人力人數：41.餐飲服務員			
Information		[Type= discrete] [Format=numeric] [Range= 0-0] [Missing=*]	
Statistics [NW/ W]		[Valid=101 /-] [Invalid=3034 /-]	
Value	Label	Cases	Percentage
0		101	100.0%
Sysmiss		3034	
<i>Warning: these figures indicate the number of cases found in the data file. They cannot be interpreted as summary statistics of the population of interest.</i>			
# b4_42: 二、減少運用(Ⓕ)他公司派遣人力人數：42.商店銷售有關人員及展售說明人員			
Information		[Type= discrete] [Format=numeric] [Range= 0-0] [Missing=*]	
Statistics [NW/ W]		[Valid=101 /-] [Invalid=3034 /-]	
Value	Label	Cases	Percentage
0		101	100.0%
Sysmiss		3034	
<i>Warning: these figures indicate the number of cases found in the data file. They cannot be interpreted as summary statistics of the population of interest.</i>			
# b4_43: 二、減少運用(Ⓕ)他公司派遣人力人數：43.電話及網路行銷人員			
Information		[Type= discrete] [Format=numeric] [Range= 0-0] [Missing=*]	
Statistics [NW/ W]		[Valid=101 /-] [Invalid=3034 /-]	
Value	Label	Cases	Percentage
0		101	100.0%
Sysmiss		3034	
<i>Warning: these figures indicate the number of cases found in the data file. They cannot be interpreted as summary statistics of the population of interest.</i>			

# b4_44: 二、減少運用(Ⓕ)他公司派遣人力人數： 44 .健康照顧人員、陪病人員			
Information	[Type= discrete] [Format=numeric] [Range= 0-0] [Missing=*]		
Statistics [NW/ W]	[Valid=101 /-] [Invalid=3034 /-]		
Value	Label	Cases	Percentage
0		101	100.0%
Sysmiss		3034	
<i>Warning: these figures indicate the number of cases found in the data file. They cannot be interpreted as summary statistics of the population of interest.</i>			
# b4_45: 二、減少運用(Ⓕ)他公司派遣人力人數： 45 .保全(含建築物管理員)			
Information	[Type= discrete] [Format=numeric] [Range= 0-0] [Missing=*]		
Statistics [NW/ W]	[Valid=101 /-] [Invalid=3034 /-]		
Value	Label	Cases	Percentage
0		101	100.0%
Sysmiss		3034	
<i>Warning: these figures indicate the number of cases found in the data file. They cannot be interpreted as summary statistics of the population of interest.</i>			
# b4_46: 二、減少運用(Ⓕ)他公司派遣人力人數： 46 .其他服務及銷售工作人員			
Information	[Type= discrete] [Format=numeric] [Range= 0-0] [Missing=*]		
Statistics [NW/ W]	[Valid=101 /-] [Invalid=3034 /-]		
Value	Label	Cases	Percentage
0		101	100.0%
Sysmiss		3034	
<i>Warning: these figures indicate the number of cases found in the data file. They cannot be interpreted as summary statistics of the population of interest.</i>			
# b4_47: 二、減少運用(Ⓕ)他公司派遣人力人數： 47 .營建及有關工作人員			
Information	[Type= discrete] [Format=numeric] [Range= 0-0] [Missing=*]		
Statistics [NW/ W]	[Valid=101 /-] [Invalid=3034 /-]		
Value	Label	Cases	Percentage
0		101	100.0%
Sysmiss		3034	
<i>Warning: these figures indicate the number of cases found in the data file. They cannot be interpreted as summary statistics of the population of interest.</i>			
# b4_48: 二、減少運用(Ⓕ)他公司派遣人力人數： 48 .品質檢查人員			
Information	[Type= discrete] [Format=numeric] [Range= 0-0] [Missing=*]		
Statistics [NW/ W]	[Valid=101 /-] [Invalid=3034 /-]		
Value	Label	Cases	Percentage
0		101	100.0%
Sysmiss		3034	
<i>Warning: these figures indicate the number of cases found in the data file. They cannot be interpreted as summary statistics of the population of interest.</i>			
# b4_49: 二、減少運用(Ⓕ)他公司派遣人力人數： 49 .維修技術類工作人員			
Information	[Type= discrete] [Format=numeric] [Range= 0-0] [Missing=*]		
Statistics [NW/ W]	[Valid=101 /-] [Invalid=3034 /-]		
Value	Label	Cases	Percentage
0		101	100.0%
Sysmiss		3034	
<i>Warning: these figures indicate the number of cases found in the data file. They cannot be interpreted as summary statistics of the population of interest.</i>			

# b4_50: 二、減少運用(Ⓕ)他公司派遣人力人數：50.操作技術類工作人員			
Information		[Type= discrete] [Format=numeric] [Range= 0-0] [Missing=*]	
Statistics [NW/ W]		[Valid=101 /-] [Invalid=3034 /-]	
Value	Label	Cases	Percentage
0		101	100.0%
Sysmiss		3034	
<i>Warning: these figures indicate the number of cases found in the data file. They cannot be interpreted as summary statistics of the population of interest.</i>			
# b4_51: 二、減少運用(Ⓕ)他公司派遣人力人數：51.組裝人員			
Information		[Type= discrete] [Format=numeric] [Range= 0-5] [Missing=*]	
Statistics [NW/ W]		[Valid=101 /-] [Invalid=3034 /-]	
Value	Label	Cases	Percentage
0		100	99.0%
5		1	1.0%
Sysmiss		3034	
<i>Warning: these figures indicate the number of cases found in the data file. They cannot be interpreted as summary statistics of the population of interest.</i>			
# b4_52: 二、減少運用(Ⓕ)他公司派遣人力人數：52.駕駛及移運設備操作人員			
Information		[Type= discrete] [Format=numeric] [Range= 0-0] [Missing=*]	
Statistics [NW/ W]		[Valid=101 /-] [Invalid=3034 /-]	
Value	Label	Cases	Percentage
0		101	100.0%
Sysmiss		3034	
<i>Warning: these figures indicate the number of cases found in the data file. They cannot be interpreted as summary statistics of the population of interest.</i>			
# b4_53: 二、減少運用(Ⓕ)他公司派遣人力人數：53.其他技藝、機械設備操作及組裝人員			
Information		[Type= discrete] [Format=numeric] [Range= 0-0] [Missing=*]	
Statistics [NW/ W]		[Valid=101 /-] [Invalid=3034 /-]	
Value	Label	Cases	Percentage
0		101	100.0%
Sysmiss		3034	
<i>Warning: these figures indicate the number of cases found in the data file. They cannot be interpreted as summary statistics of the population of interest.</i>			
# b4_54: 二、減少運用(Ⓕ)他公司派遣人力人數：54.清潔工			
Information		[Type= discrete] [Format=numeric] [Range= 0-0] [Missing=*]	
Statistics [NW/ W]		[Valid=101 /-] [Invalid=3034 /-]	
Value	Label	Cases	Percentage
0		101	100.0%
Sysmiss		3034	
<i>Warning: these figures indicate the number of cases found in the data file. They cannot be interpreted as summary statistics of the population of interest.</i>			
# b4_55: 二、減少運用(Ⓕ)他公司派遣人力人數：55.勞力工			
Information		[Type= discrete] [Format=numeric] [Range= 0-2] [Missing=*]	
Statistics [NW/ W]		[Valid=101 /-] [Invalid=3034 /-]	
Value	Label	Cases	Percentage
0		98	97.0%
2		3	3.0%
Sysmiss		3034	

b4_55: 二、減少運用(Ⓕ)他公司派遣人力人數 : **55**.勞力工

Warning: these figures indicate the number of cases found in the data file. They cannot be interpreted as summary statistics of the population of interest.

b4_56: 二、減少運用(Ⓕ)他公司派遣人力人數 : **56**.其他基層技術工及勞力工

Information [Type= discrete] [Format=numeric] [Range= 0-0] [Missing=*]

Statistics [NW/ W] [Valid=101 /-] [Invalid=3034 /-]

Value	Label	Cases	Percentage
0		101	100.0%
Sysmiss		3034	

Warning: these figures indicate the number of cases found in the data file. They cannot be interpreted as summary statistics of the population of interest.