

**Taiwan, ROC**

**Chin-chun Yi, Institute of Sociology, Academia Sinica**

**Taiwan Youth Project: J1W6S**

**Study Documentation**

January 13, 2017

# Metadata Production

|                             |                                                                                                                        |
|-----------------------------|------------------------------------------------------------------------------------------------------------------------|
| <b>Metadata Producer(s)</b> | Survey Research Data Archive (SRDA) , Center for Survey Research, Research Center for Humanities Social Sciences , DDI |
| <b>Production Date</b>      | January 20, 2016                                                                                                       |
| <b>Version</b>              | data 2.0, By IHSN Nesstar Template modify                                                                              |
| <b>Identification</b>       | C00238!3en                                                                                                             |

# Table of Contents

|                                                             |                    |
|-------------------------------------------------------------|--------------------|
| <a href="#">Overview.....</a>                               | <a href="#">4</a>  |
| <a href="#">Scope &amp; Coverage.....</a>                   | <a href="#">4</a>  |
| <a href="#">Producers &amp; Sponsors.....</a>               | <a href="#">4</a>  |
| <a href="#">Data Collection.....</a>                        | <a href="#">4</a>  |
| <a href="#">Data Processing &amp; Appraisal.....</a>        | <a href="#">5</a>  |
| <a href="#">Accessibility.....</a>                          | <a href="#">5</a>  |
| <a href="#">Files Description.....</a>                      | <a href="#">6</a>  |
| <a href="#">j1w6s_Jan2017.....</a>                          | <a href="#">6</a>  |
| <a href="#">Variables Group(s).....</a>                     | <a href="#">7</a>  |
| <a href="#">ID.....</a>                                     | <a href="#">7</a>  |
| <a href="#">Basic information.....</a>                      | <a href="#">7</a>  |
| <a href="#">Getting a job and academic performance.....</a> | <a href="#">7</a>  |
| <a href="#">Family Condition.....</a>                       | <a href="#">20</a> |
| <a href="#">Community Life.....</a>                         | <a href="#">29</a> |
| <a href="#">Concept of Values.....</a>                      | <a href="#">31</a> |
| <a href="#">Friends.....</a>                                | <a href="#">35</a> |
| <a href="#">Personal Experience.....</a>                    | <a href="#">42</a> |
| <a href="#">Variables Description.....</a>                  | <a href="#">52</a> |
| <a href="#">j1w6s_Jan2017.....</a>                          | <a href="#">53</a> |

## Taiwan Youth Project: J1W6S (TYP - Taiwan Youth Project)

*Taiwan Youth Project: J1W6S*

| Overview                                                                                                                                                                                                                                                                                                                                                                                                                                                                                                                                                                                                                                                                                                                                                                                                                                                                                                                                                                                                                                                                                                                                                                                                             |                                     |
|----------------------------------------------------------------------------------------------------------------------------------------------------------------------------------------------------------------------------------------------------------------------------------------------------------------------------------------------------------------------------------------------------------------------------------------------------------------------------------------------------------------------------------------------------------------------------------------------------------------------------------------------------------------------------------------------------------------------------------------------------------------------------------------------------------------------------------------------------------------------------------------------------------------------------------------------------------------------------------------------------------------------------------------------------------------------------------------------------------------------------------------------------------------------------------------------------------------------|-------------------------------------|
| Type                                                                                                                                                                                                                                                                                                                                                                                                                                                                                                                                                                                                                                                                                                                                                                                                                                                                                                                                                                                                                                                                                                                                                                                                                 | 台灣青少年成長歷程研究( Taiwan Youth Project ) |
| Identification                                                                                                                                                                                                                                                                                                                                                                                                                                                                                                                                                                                                                                                                                                                                                                                                                                                                                                                                                                                                                                                                                                                                                                                                       | C00238!3en                          |
| Version                                                                                                                                                                                                                                                                                                                                                                                                                                                                                                                                                                                                                                                                                                                                                                                                                                                                                                                                                                                                                                                                                                                                                                                                              | Production Date: 2017-01-13         |
| <b>Abstract</b><br><p>Taiwan Youth Project (TYP) aims to study youth's life experiences and development process from a life course perspective. By examining the interplay among three dominant institutions: family, school, and community, TYP focuses on exploring the youth's different growth trajectories and developmental patterns responding to diverse social contexts from adolescence to young adulthood. Youth's life experience is generally accumulated from family, school, and community, and the effects of the interplay among these social institutions are reflected in youth's process of socialization.</p> <p>The project was started in the spring of 2000, with junior high students from Taipei County, Taipei City, and Yi-Lan County's as the study population. In order to examine the effects of Taiwan's educational reforms on the students, TYP takes two cohorts as the study subjects: the 1st year junior high students with an average age of 13 (those taking reformed high school entrance system) and the 3rd year junior high students with an average age of 15 (those taking old high school entrance system). This survey is J1W6S. A total of 1826 were completed.</p> |                                     |
| Kind of Data                                                                                                                                                                                                                                                                                                                                                                                                                                                                                                                                                                                                                                                                                                                                                                                                                                                                                                                                                                                                                                                                                                                                                                                                         | 抽樣調查資料 (Sample survey data)         |
| Unit of Analysis                                                                                                                                                                                                                                                                                                                                                                                                                                                                                                                                                                                                                                                                                                                                                                                                                                                                                                                                                                                                                                                                                                                                                                                                     | individuals                         |

| Scope & Coverage                                                                                              |             |
|---------------------------------------------------------------------------------------------------------------|-------------|
| Time Period(s)                                                                                                | 2005        |
| Countries                                                                                                     | Taiwan, ROC |
| <b>Geographic Coverage</b><br><p>Taipei city、Taipei county and Yi-Lan county</p>                              |             |
| <b>Universe</b><br><p>In 2000, students are 7th grade in the Taipei city、Taipei county and Yi-Lan county.</p> |             |

| Producers & Sponsors    |                                                       |
|-------------------------|-------------------------------------------------------|
| Primary Investigator(s) | Chin-chun Yi, Institute of Sociology, Academia Sinica |
| Other Producer(s)       | Institute of Sociology, Academia Sinica               |
| Funding Agency/ies      | Institute of Sociology, Academia Sinica               |

| Data Collection       |                                    |
|-----------------------|------------------------------------|
| Data Collection Dates | start 2005-03-01<br>end 2005-06-30 |
| Time Period(s)        | start 2005-01-01<br>end 2005-12-31 |

|                             |                                       |
|-----------------------------|---------------------------------------|
| <b>Data Collection Mode</b> | 留卷自填(Self-Administered Questionnaire) |
|-----------------------------|---------------------------------------|

## Data Processing & Appraisal

### Data Editing

The Center for Survey Research (CSR), Research Center for Humanities and Social Sciences Academia Sinica, has checked wild codes and out-of-range values, to validate and clean data.

## Accessibility

|                       |                                                                                                                                                                                                                                                        |
|-----------------------|--------------------------------------------------------------------------------------------------------------------------------------------------------------------------------------------------------------------------------------------------------|
| <b>Contact(s)</b>     | Survey Research Data Archive (Center for Survey Research, Research Center for Humanities Social Sciences) , <a href="https://srda.sinica.edu.tw">https://srda.sinica.edu.tw</a> , <a href="mailto:srda@gate.sinica.edu.tw">srda@gate.sinica.edu.tw</a> |
| <b>Distributor(s)</b> | Survey Research Data Archive                                                                                                                                                                                                                           |
| <b>Depositor(s)</b>   | Institute of Sociology, Academia Sinica                                                                                                                                                                                                                |

### Access Conditions

會員版(一般會員、院內會員)--直接下載

# Files Description

Dataset contains 1 file(s)

| j1w6s_Jan2017 |      |
|---------------|------|
| # Cases       | 1826 |
| # Variable(s) | 568  |

# Variables Group(s)

Dataset contains 8 group(s)

| Group ID |      |                           |            |             |       |         |          |
|----------|------|---------------------------|------------|-------------|-------|---------|----------|
| #        | Name | Label                     | Type       | Format      | Valid | Invalid | Question |
| 1        | id   | Sample Identification     | continuous | numeric-4.0 | 1826  | 0       | -        |
| 2        | id1  | New Sample Identification | continuous | numeric-5.0 | 1826  | 0       | -        |

| Group Basic information |          |                                      |            |             |       |         |          |
|-------------------------|----------|--------------------------------------|------------|-------------|-------|---------|----------|
| #                       | Name     | Label                                | Type       | Format      | Valid | Invalid | Question |
| 1                       | fssex    | Gender                               | discrete   | numeric-1.0 | 1826  | 0       | -        |
| 2                       | fsmarry  | Marital status                       | discrete   | numeric-1.0 | 1826  | 0       | -        |
| 3                       | fsbirth  | Birth year (ROC)                     | discrete   | numeric-2.0 | 1826  | 0       | -        |
| 4                       | fsheight | Height:_____ cm                      | continuous | numeric-3.0 | 1826  | 0       | -        |
| 5                       | fsweight | Weight:_____ kg                      | continuous | numeric-3.0 | 1826  | 0       | -        |
| 6                       | fsfaedu  | Father's highest education achieved: | discrete   | numeric-2.0 | 1826  | 0       | -        |
| 7                       | fsmaedu  | Mother's highest education achieved  | discrete   | numeric-2.0 | 1826  | 0       | -        |

| Group Getting a job and academic performance |          |                                                                                                                                                            |            |             |       |         |          |
|----------------------------------------------|----------|------------------------------------------------------------------------------------------------------------------------------------------------------------|------------|-------------|-------|---------|----------|
| #                                            | Name     | Label                                                                                                                                                      | Type       | Format      | Valid | Invalid | Question |
| 1                                            | fs101000 | 1.Do you currently have a full-time or part-time job?                                                                                                      | discrete   | numeric-1.0 | 1826  | 0       | -        |
| 2                                            | fs102a00 | 2.What is your work schedule like? For example how many hours do you work every week (including overtime shifts)?Your working shifts?                      | discrete   | numeric-1.0 | 1826  | 0       | -        |
| 3                                            | fs102b00 | 2.What is your work schedule like? For example how many hours do you work every week (including overtime shifts)?On average, you work _____ hours weekly.? | continuous | numeric-2.0 | 1826  | 0       | -        |
| 4                                            | fs103000 | 3.How much do you get monthly from the current job (fixed wage)?                                                                                           | discrete   | numeric-2.0 | 1826  | 0       | -        |
| 5                                            | fs104000 | 4.Generally speaking, are you satisfied with this job?                                                                                                     | discrete   | numeric-1.0 | 1826  | 0       | -        |
| 6                                            | fs105000 | 5.Do you currently attend school?                                                                                                                          | discrete   | numeric-1.0 | 1826  | 0       | -        |
| 7                                            | fs105a00 | 5.Do you currently attend school?What school do you currently attend?                                                                                      | discrete   | numeric-1.0 | 1826  | 0       | -        |
| 8                                            | fs105a03 | 5.Do you currently attend school?What school do you                                                                                                        | continuous | numeric-2.0 | 1826  | 0       | -        |

| #  | Name     | Label                                                                                                                                               | Type       | Format      | Valid | Invalid | Question |
|----|----------|-----------------------------------------------------------------------------------------------------------------------------------------------------|------------|-------------|-------|---------|----------|
|    |          | currently attend? _____<br>total classes in the same grad                                                                                           |            |             |       |         |          |
| 9  | fs106000 | 6.Do you study in day class department or night class department?                                                                                   | discrete   | numeric-1.0 | 1826  | 0       | -        |
| 10 | fs107000 | 7.Have you ever changed major or major group since you were 1st year to 3rd year in high school/vocational high school/junior college?              | discrete   | numeric-1.0 | 1826  | 0       | -        |
| 11 | fs108000 | 8.Did you take the Scholastic Achievement Test?                                                                                                     | discrete   | numeric-1.0 | 1826  | 0       | -        |
| 12 | fs108a00 | 8.Did you take the Scholastic Achievement Test?s, total level points is level points (please fill in the exact number)                              | continuous | numeric-2.0 | 1826  | 0       | -        |
| 13 | fs108a01 | 8.Did you take the Scholastic Achievement Test?Chinese level points                                                                                 | discrete   | numeric-2.0 | 1826  | 0       | -        |
| 14 | fs108a02 | 8.Did you take the Scholastic Achievement Test?                                                                                                     | discrete   | numeric-2.0 | 1826  | 0       | -        |
| 15 | fs108a03 | 8.Did you take the Scholastic Achievement Test?                                                                                                     | discrete   | numeric-2.0 | 1826  | 0       | -        |
| 16 | fs109000 | 9.Did you participate in individual application for schools?                                                                                        | discrete   | numeric-1.0 | 1826  | 0       | -        |
| 17 | fs110000 | 10.Did you participate in selection by recommendation process?                                                                                      | discrete   | numeric-1.0 | 1826  | 0       | -        |
| 18 | fs111000 | 11. Did you take the mock test when you entered 12th grade? (answer part a-c if you choose yes)                                                     | discrete   | numeric-1.0 | 1826  | 0       | -        |
| 19 | fs111a01 | 11Did you take the mock test when you entered 12th grade? (answer part a-c if you choose yes)Your last mock test score is ranked place in the class | continuous | numeric-2.0 | 1826  | 0       | -        |
| 20 | fs111a02 | 11.Did you take the mock test when you entered 12th grade? (answer part a-c if you choose yes) place in the grade                                   | continuous | numeric-4.0 | 1826  | 0       | -        |
| 21 | fs111a03 | 11.Did you take the mock test when you entered 12th grade? (answer part a-c if you choose yes)with about participants in the test                   | continuous | numeric-4.0 | 1826  | 0       | -        |
| 22 | fs111b00 | 11.Did you take the mock test when you entered 12th grade? (answer part a-c if you choose yes)Do your parents know your mock test score?            | discrete   | numeric-1.0 | 1826  | 0       | -        |
| 23 | fs111c00 | 11.Did you take the mock test when you entered 12th grade? (answer part                                                                             | discrete   | numeric-1.0 | 1826  | 0       | -        |



| #  | Name     | Label                                                                                                                                                                            | Type       | Format      | Valid | Invalid | Question |
|----|----------|----------------------------------------------------------------------------------------------------------------------------------------------------------------------------------|------------|-------------|-------|---------|----------|
|    |          | a-c if you choose yes)Is this an interschool mock test organized with other schools?                                                                                             |            |             |       |         |          |
| 24 | fs112000 | 12.Last month, how many days were you absent from school (including sick leave)?                                                                                                 | discrete   | numeric-2.0 | 1826  | 0       | -        |
| 25 | fs113000 | 13.Does your current school have advanced placement class,experimental class,or something similar to these?                                                                      | discrete   | numeric-1.0 | 1826  | 0       | -        |
| 26 | fs113a00 | 13.Does your current school have advanced placement class,experimental class,or something similar to these?Is your current class advanced placement class or experimental class? | discrete   | numeric-1.0 | 1826  | 0       | -        |
| 27 | fs114000 | 14.What was your class rank last semester?                                                                                                                                       | continuous | numeric-2.0 | 1826  | 0       | -        |
| 28 | fs114a00 | 14.What was your class rank last semester? (if unsure use the choices provided for your answer)                                                                                  | discrete   | numeric-2.0 | 1826  | 0       | -        |
| 29 | fs115000 | 15.Are you satisfied with your class rank?                                                                                                                                       | discrete   | numeric-1.0 | 1826  | 0       | -        |
| 30 | fs116001 | 16.Compared to your classmates, how is your academic performance in the following subjects?(1) Chinese                                                                           | discrete   | numeric-1.0 | 1826  | 0       | -        |
| 31 | fs116002 | 16.Compared to your classmates, how is your academic performance in the following subjects?(2) English                                                                           | discrete   | numeric-1.0 | 1826  | 0       | -        |
| 32 | fs116003 | 16.Compared to your classmates, how is your academic performance in the following subjects?(3) Mathematics                                                                       | discrete   | numeric-1.0 | 1826  | 0       | -        |
| 33 | fs116004 | 16.Compared to your classmates, how is your academic performance in the following subjects?(4) Computer                                                                          | discrete   | numeric-1.0 | 1826  | 0       | -        |
| 34 | fs116a01 | 16.Besides the four subjects above, what else subjects do you outperform your classmates? (multiple selections possible) (01) Physics                                            | discrete   | numeric-1.0 | 1826  | 0       | -        |
| 35 | fs116a02 | 16.Besides the four subjects above, what else subjects do you outperform your classmates? (multiple selections possible) (02) Chemistry                                          | discrete   | numeric-1.0 | 1826  | 0       | -        |

| #  | Name     | Label                                                                                                                                            | Type     | Format      | Valid | Invalid | Question |
|----|----------|--------------------------------------------------------------------------------------------------------------------------------------------------|----------|-------------|-------|---------|----------|
| 36 | fs116a03 | 16.Besides the four subjects above, what else subjects do you outperform your classmates? (multiple selections possible) (03) Biology            | discrete | numeric-1.0 | 1826  | 0       | -        |
| 37 | fs116a04 | 16.Besides the four subjects above, what else subjects do you outperform your classmates? (multiple selections possible) (04) Music              | discrete | numeric-1.0 | 1826  | 0       | -        |
| 38 | fs116a05 | 16.Besides the four subjects above, what else subjects do you outperform your classmates? (multiple selections possible) (05) History            | discrete | numeric-1.0 | 1826  | 0       | -        |
| 39 | fs116a06 | 16.Besides the four subjects above, what else subjects do you outperform your classmates? (multiple selections possible) (06) Geography          | discrete | numeric-1.0 | 1826  | 0       | -        |
| 40 | fs116a07 | 16.Besides the four subjects above, what else subjects do you outperform your classmates? (multiple selections possible) (07) Arts               | discrete | numeric-1.0 | 1826  | 0       | -        |
| 41 | fs116a08 | 16.Besides the four subjects above, what else subjects do you outperform your classmates? (multiple selections possible) (08) Home economics     | discrete | numeric-1.0 | 1826  | 0       | -        |
| 42 | fs116a09 | 16.Besides the four subjects above, what else subjects do you outperform your classmates? (multiple selections possible) (09) Physical education | discrete | numeric-1.0 | 1826  | 0       | -        |
| 43 | fs116a10 | 16.Besides the four subjects above, what else subjects do you outperform your classmates? (multiple selections possible) (10) Technical subjects | discrete | numeric-1.0 | 1826  | 0       | -        |
| 44 | fs116a11 | 16.Besides the four subjects above, what else subjects do you outperform your classmates? (multiple selections possible) (11) Other              | discrete | numeric-1.0 | 1826  | 0       | -        |
| 45 | fs116a12 | 16.Besides the four subjects above, what else subjects do you outperform your classmates? (multiple selections possible) (12) None               | discrete | numeric-1.0 | 1826  | 0       | -        |

| #  | Name     | Label                                                                                                                                                               | Type       | Format      | Valid | Invalid | Question |
|----|----------|---------------------------------------------------------------------------------------------------------------------------------------------------------------------|------------|-------------|-------|---------|----------|
| 46 | fs117001 | 17.How many students in total are there in your class?<br>Boys                                                                                                      | continuous | numeric-2.0 | 1826  | 0       | -        |
| 47 | fs117002 | 17.How many students in total are there in your class?<br>girls                                                                                                     | continuous | numeric-2.0 | 1826  | 0       | -        |
| 48 | fs118000 | 18.Do the male students get along with the female students in your class?                                                                                           | discrete   | numeric-1.0 | 1826  | 0       | -        |
| 49 | fs119001 | 19. How much do you agree with the following descriptions of your class?(1)<br>My classmates always help each other                                                 | discrete   | numeric-1.0 | 1826  | 0       | -        |
| 50 | fs119002 | 19. How much do you agree with the following descriptions of your class?<br>(2) I do not really like to socialize with my classmates                                | discrete   | numeric-1.0 | 1826  | 0       | -        |
| 51 | fs119003 | 19. How much do you agree with the following descriptions of your class?(3)<br>My classmates are as close as a family                                               | discrete   | numeric-1.0 | 1826  | 0       | -        |
| 52 | fs119004 | 19. How much do you agree with the following descriptions of your class?(4)<br>My classmates sometimes do not cooperate with each other                             | discrete   | numeric-3.1 | 1826  | 0       | -        |
| 53 | fs119005 | 19. How much do you agree with the following descriptions of your class?<br>(5) My classmates often have conflicts and arguments                                    | discrete   | numeric-1.0 | 1826  | 0       | -        |
| 54 | fs119006 | 19. How much do you agree with the following descriptions of your class?(6)<br>There is a great disparity in academic performance in my class                       | discrete   | numeric-1.0 | 1826  | 0       | -        |
| 55 | fs119007 | 19. How much do you agree with the following descriptions of your class?<br>(7) There is an intense competition for academic performance in my class.               | discrete   | numeric-1.0 | 1826  | 0       | -        |
| 56 | fs119008 | 19. How much do you agree with the following descriptions of your class?(8)<br>My homeroom teacher often compares our class academic performance with another class | discrete   | numeric-1.0 | 1826  | 0       | -        |
| 57 | fs120001 | 20. Have you ever served as the following since you entered high school/<br>vocational high school/<br>junior college?(1) Class leader                              | discrete   | numeric-1.0 | 1826  | 0       | -        |

| #  | Name     | Label                                                                                                                                                        | Type     | Format      | Valid | Invalid | Question |
|----|----------|--------------------------------------------------------------------------------------------------------------------------------------------------------------|----------|-------------|-------|---------|----------|
| 58 | fs120002 | 20. Have you ever served as the following since you entered high school/ vocational high school/ junior college?(2) Student club/organization leader         | discrete | numeric-1.0 | 1826  | 0       | -        |
| 59 | fs120003 | 20. Have you ever served as the following since you entered high school/ vocational high school/ junior college?(3) Teaching assistant for a certain subject | discrete | numeric-1.0 | 1826  | 0       | -        |
| 60 | fs121000 | 21. Are you worried about not being popular?                                                                                                                 | discrete | numeric-1.0 | 1826  | 0       | -        |
| 61 | fs122000 | 22. How many of your classmates do you get along with?                                                                                                       | discrete | numeric-1.0 | 1826  | 0       | -        |
| 62 | fs123000 | 23. How many students from other classes in the same grade do you know?                                                                                      | discrete | numeric-2.0 | 1826  | 0       | -        |
| 63 | fs124000 | 24. Who do you most often ask for help when you have difficulties at school                                                                                  | discrete | numeric-2.0 | 1826  | 0       | -        |
| 64 | fs125001 | 25. How much do you agree with the following descriptions of your teacher? (1) I am not close to my teacher(s)                                               | discrete | numeric-1.0 | 1826  | 0       | -        |
| 65 | fs125002 | 25. How much do you agree with the following descriptions of your teacher? (2) My teacher is helpful to me                                                   | discrete | numeric-1.0 | 1826  | 0       | -        |
| 66 | fs125003 | 25. How much do you agree with the following descriptions of your teacher? (3) My teacher thinks I am a good student                                         | discrete | numeric-1.0 | 1826  | 0       | -        |
| 67 | fs125004 | 25. How much do you agree with the following descriptions of your teacher? (4) My teacher cares about me                                                     | discrete | numeric-1.0 | 1826  | 0       | -        |
| 68 | fs125005 | 25. How much do you agree with the following descriptions of your teacher? (5) My teacher picks on me                                                        | discrete | numeric-1.0 | 1826  | 0       | -        |
| 69 | fs126001 | 26. Does your school provide assistance for continuing education or for entering the workforce? (multiple selections possible) (1) Choosing school           | discrete | numeric-1.0 | 1826  | 0       | -        |
| 70 | fs126002 | 26. Does your school provide assistance for continuing education or for entering the workforce? (multiple selections possible) (2) Choosing major            | discrete | numeric-1.0 | 1826  | 0       | -        |

| #  | Name     | Label                                                                                                                                                                                    | Type     | Format      | Valid | Invalid | Question |
|----|----------|------------------------------------------------------------------------------------------------------------------------------------------------------------------------------------------|----------|-------------|-------|---------|----------|
| 71 | fs126003 | 26. Does your school provide assistance for continuing education or for entering the workforce? (multiple selections possible) (3) Job training                                          | discrete | numeric-1.0 | 1826  | 0       | -        |
| 72 | fs126004 | 26. Does your school provide assistance for continuing education or for entering the workforce? (multiple selections possible) (4) Choosing job                                          | discrete | numeric-1.0 | 1826  | 0       | -        |
| 73 | fs126005 | 26. Does your school provide assistance for continuing education or for entering the workforce? (multiple selections possible) (5) Other                                                 | discrete | numeric-1.0 | 1826  | 0       | -        |
| 74 | fs126006 | 26. Does your school provide assistance for continuing education or for entering the workforce? (multiple selections possible) (6) None                                                  | discrete | numeric-1.0 | 1826  | 0       | -        |
| 75 | fs127000 | 27. Have you represented your class/school to participate in any competition(s) since entering high school/vocational high school/junior college?                                        | discrete | numeric-1.0 | 1826  | 0       | -        |
| 76 | fs127a01 | 27. Have you represented your class/school to participate in any competition(s) since entering high school/vocational high school/junior college? In which area? (1) Sports, dance       | discrete | numeric-1.0 | 1826  | 0       | -        |
| 77 | fs127a02 | 27. Have you represented your class/school to participate in any competition(s) since entering high school/vocational high school/junior college? In which area? (2) Arts or calligraphy | discrete | numeric-1.0 | 1826  | 0       | -        |
| 78 | fs127a03 | 27. Have you represented your class/school to participate in any competition(s) since entering high school/vocational high school/junior college? In which area? (3) Writing, speech     | discrete | numeric-1.0 | 1826  | 0       | -        |
| 79 | fs127a04 | 27. Have you represented your class/school to participate in any competition(s) since entering high school/vocational high school/junior college? In which area? (4) Music               | discrete | numeric-1.0 | 1826  | 0       | -        |
| 80 | fs127a05 | 27. Have you represented your class/school to participate in any competition(s) since entering                                                                                           | discrete | numeric-1.0 | 1826  | 0       | -        |

| #  | Name     | Label                                                                                                                                                                      | Type     | Format      | Valid | Invalid | Question |
|----|----------|----------------------------------------------------------------------------------------------------------------------------------------------------------------------------|----------|-------------|-------|---------|----------|
|    |          | high school/vocational high school/junior college? In which area? (5) Science                                                                                              |          |             |       |         |          |
| 81 | fs127a06 | 27. Have you represented your class/school to participate in any competition(s) since entering high school/vocational high school/junior college? In which area? (6) Other | discrete | numeric-1.0 | 1826  | 0       | -        |
| 82 | fs128000 | 28. Have your parents discussed with you furthering education?                                                                                                             | discrete | numeric-1.0 | 1826  | 0       | -        |
| 83 | fs128a01 | 28.What kind of things did you discuss? (multiple selections possible)(1) Which school to attend                                                                           | discrete | numeric-1.0 | 1826  | 0       | -        |
| 84 | fs128a02 | 28.What kind of things did you discuss? (multiple selections possible)(2) Which major to study                                                                             | discrete | numeric-1.0 | 1826  | 0       | -        |
| 85 | fs128a03 | 28.What kind of things did you discuss? (multiple selections possible)(3) How to arrange learning progress                                                                 | discrete | numeric-1.0 | 1826  | 0       | -        |
| 86 | fs128a04 | 28.What kind of things did you discuss? (multiple selections possible)(4) How to prepare to apply or get recommendation                                                    | discrete | numeric-1.0 | 1826  | 0       | -        |
| 87 | fs128a05 | 28.What kind of things did you discuss? (multiple selections possible)(5) How to deal with emotional stress                                                                | discrete | numeric-1.0 | 1826  | 0       | -        |
| 88 | fs128a06 | 28.What kind of things did you discuss? (multiple selections possible)(6) What reward is there for getting accepted into schools                                           | discrete | numeric-1.0 | 1826  | 0       | -        |
| 89 | fs128a07 | 28.What kind of things did you discuss? (multiple selections possible)(7) Other                                                                                            | discrete | numeric-1.0 | 1826  | 0       | -        |
| 90 | fs129000 | 29.Which university entrance method do you think is the fairest? (select one)                                                                                              | discrete | numeric-1.0 | 1826  | 0       | -        |
| 91 | fs130000 | 30.Which university entrance method do you think is the most advantageous to you? (select one)                                                                             | discrete | numeric-1.0 | 1826  | 0       | -        |
| 92 | fs131a00 | 31. Which type of university do you prefer to attend? (select one)                                                                                                         | discrete | numeric-1.0 | 1826  | 0       | -        |
| 93 | fs131b00 | 31. Which type of university do you prefer to attend? (select one)                                                                                                         | discrete | numeric-1.0 | 1826  | 0       | -        |
| 94 | fs132000 | 32.If you can choose which university to attend, what                                                                                                                      | discrete | numeric-1.0 | 1826  | 0       | -        |

| #   | Name     | Label                                                                                                                                                      | Type     | Format      | Valid | Invalid | Question |
|-----|----------|------------------------------------------------------------------------------------------------------------------------------------------------------------|----------|-------------|-------|---------|----------|
|     |          | will be your priority? (select one)                                                                                                                        |          |             |       |         |          |
| 95  | fs133a00 | 33. Based on your current performance, which type of university do you think you are most likely to attend                                                 | discrete | numeric-1.0 | 1826  | 0       | -        |
| 96  | fs133b00 | 33. Based on your current performance, which type of university do you think you are most likely to attend                                                 | discrete | numeric-1.0 | 1826  | 0       | -        |
| 97  | fs134000 | 34. Whose opinion is the most important when you decide which university to attend in the future?                                                          | discrete | numeric-1.0 | 1826  | 0       | -        |
| 98  | fs135000 | 35. Based on your current environment and ability, what level of education do you think you can achieve?                                                   | discrete | numeric-1.0 | 1826  | 0       | -        |
| 99  | fs136000 | 36. If there's no restriction, what level of education do you wish to achieve?                                                                             | discrete | numeric-1.0 | 1826  | 0       | -        |
| 100 | fs137000 | 37. What are your parents' expectations of you after you graduated from high school/ vocational high school/junior college? (select one)                   | discrete | numeric-2.0 | 1826  | 0       | -        |
| 101 | fs138000 | 38. Do you often think of giving up furthering your education (attend university) due to overwhelming stress from school?                                  | discrete | numeric-1.0 | 1826  | 0       | -        |
| 102 | fs139000 | 39. Do you worry about not being accepted into the university of your choice?                                                                              | discrete | numeric-1.0 | 1826  | 0       | -        |
| 103 | fs140000 | 40. Do you worry about not being able to afford the university you want to attend even though you are accepted?                                            | discrete | numeric-1.0 | 1826  | 0       | -        |
| 104 | fs141001 | 41. Do you agree with the following descriptions of your school?(1) I like school life                                                                     | discrete | numeric-1.0 | 1826  | 0       | -        |
| 105 | fs141002 | 41. Do you agree with the following descriptions of your school?(2) I do not feel that I am a part of the school                                           | discrete | numeric-1.0 | 1826  | 0       | -        |
| 106 | fs141003 | 41. Do you agree with the following descriptions of your school?(3) I am proud of my school                                                                | discrete | numeric-1.0 | 1826  | 0       | -        |
| 107 | fs142000 | 42. Does your current school have a good reputation for higher enrollment to good universities in the area (Taipei city, Taipei county, or Yi-Lan county)? | discrete | numeric-1.0 | 1826  | 0       | -        |
| 108 | fs143000 | 43. On average, does the school you are currently                                                                                                          | discrete | numeric-1.0 | 1826  | 0       | -        |

| #   | Name     | Label                                                                                                                                                                                      | Type     | Format      | Valid | Invalid | Question |
|-----|----------|--------------------------------------------------------------------------------------------------------------------------------------------------------------------------------------------|----------|-------------|-------|---------|----------|
|     |          | attending have a decent environment and facilities?                                                                                                                                        |          |             |       |         |          |
| 109 | fs144001 | 44. What area does your current school perform better than other schools in the county/city? (multiple selections possible) (1) Linguistic performance                                     | discrete | numeric-1.0 | 1826  | 0       | -        |
| 110 | fs144002 | 44. What area does your current school perform better than other schools in the county/city? (multiple selections possible) (2) Sports performance                                         | discrete | numeric-1.0 | 1826  | 0       | -        |
| 111 | fs144003 | 44. What area does your current school perform better than other schools in the county/city? (multiple selections possible) (3) Science fair                                               | discrete | numeric-1.0 | 1826  | 0       | -        |
| 112 | fs144004 | 44. What area does your current school perform better than other schools in the county/city? (multiple selections possible) (4) Clubs/organization (school band, choir, guitar club, etc.) | discrete | numeric-1.0 | 1826  | 0       | -        |
| 113 | fs144005 | 44. What area does your current school perform better than other schools in the county/city? (multiple selections possible) (5) Other                                                      | discrete | numeric-1.0 | 1826  | 0       | -        |
| 114 | fs145000 | 45. Do you go to school on weekend or holidays?                                                                                                                                            | discrete | numeric-1.0 | 1826  | 0       | -        |
| 115 | fs145a01 | 45. Do you go to school on weekend or holidays?For what? (multiple selections possible)(1) Own intention to go to school to study                                                          | discrete | numeric-1.0 | 1826  | 0       | -        |
| 116 | fs145a02 | 45. Do you go to school on weekend or holidays?For what? (multiple selections possible)(2) Play basketball or other sports                                                                 | discrete | numeric-1.0 | 1826  | 0       | -        |
| 117 | fs145a03 | 45. Do you go to school on weekend or holidays?For what? (multiple selections possible)(3) School policy on going to school to study                                                       | discrete | numeric-1.0 | 1826  | 0       | -        |
| 118 | fs145a04 | 45. Do you go to school on weekend or holidays?For what? (multiple selections possible)(4) Other                                                                                           | discrete | numeric-1.0 | 1826  | 0       | -        |
| 119 | fs146000 | 46. Generally speaking, are you satisfied with the teachers at your school?                                                                                                                | discrete | numeric-1.0 | 1826  | 0       | -        |
| 120 | fs147000 | 47. Generally speaking, are you satisfied with your school?                                                                                                                                | discrete | numeric-1.0 | 1826  | 0       | -        |



| #   | Name     | Label                                                                                                                                            | Type     | Format      | Valid | Invalid | Question |
|-----|----------|--------------------------------------------------------------------------------------------------------------------------------------------------|----------|-------------|-------|---------|----------|
| 121 | fs148000 | 48. Are you satisfied with your performance in school?                                                                                           | discrete | numeric-1.0 | 1826  | 0       | -        |
| 122 | fs149000 | 49. Do you plan to marry after you graduate?                                                                                                     | discrete | numeric-1.0 | 1826  | 0       | -        |
| 123 | fs151000 | 51. Do you wish to pursue a career similar to your father's?                                                                                     | discrete | numeric-1.0 | 1826  | 0       | -        |
| 124 | fs152000 | 52. Do you wish to pursue a career similar to your mother's?                                                                                     | discrete | numeric-1.0 | 1826  | 0       | -        |
| 125 | fs153001 | 53. Last September, did your parents make the following special arrangements at home?(1) Provide better space/environment for you to study       | discrete | numeric-1.0 | 1826  | 0       | -        |
| 126 | fs153002 | 53. Last September, did your parents make the following special arrangements at home?(2) Provide better nourishment (medicinal and food) for you | discrete | numeric-1.0 | 1826  | 0       | -        |
| 127 | fs153003 | 53. Last September, did your parents make the following special arrangements at home?(3) Monitor your interaction with your friends              | discrete | numeric-1.0 | 1826  | 0       | -        |
| 128 | fs153004 | 53. Last September, did your parents make the following special arrangements at home?(4) Limit the time you spent on phone calls and internet    | discrete | numeric-1.0 | 1826  | 0       | -        |
| 129 | fs153005 | 53. Last September, did your parents make the following special arrangements at home?(5) Limit the time you spent on watching TV                 | discrete | numeric-1.0 | 1826  | 0       | -        |
| 130 | fs153006 | 53. Last September, did your parents make the following special arrangements at home?(6) Limit your leisure time                                 | discrete | numeric-1.0 | 1826  | 0       | -        |
| 131 | fs153007 | 53. Last September, did your parents make the following special arrangements at home?(7) Regulate your daily routine                             | discrete | numeric-1.0 | 1826  | 0       | -        |
| 132 | fs153008 | 53. Last September, did your parents make the following special arrangements at home?(8) Ask other family members to compromise for you          | discrete | numeric-1.0 | 1826  | 0       | -        |
| 133 | fs154000 | 54. Did you help with house chores when you were in 10th grade and 11th grade?                                                                   | discrete | numeric-1.0 | 1826  | 0       | -        |

| #   | Name     | Label                                                                                                                        | Type     | Format      | Valid | Invalid | Question |
|-----|----------|------------------------------------------------------------------------------------------------------------------------------|----------|-------------|-------|---------|----------|
| 134 | fs155000 | 55. Did you help with house chores when you were in 12th grade?                                                              | discrete | numeric-1.0 | 1826  | 0       | -        |
| 135 | fs156000 | 56. Have you participated in evening self-study courses in your school since last September?                                 | discrete | numeric-1.0 | 1826  | 0       | -        |
| 136 | fs157001 | 57. Have you attended tutoring class since last September?(1) Private tutor                                                  | discrete | numeric-1.0 | 1826  | 0       | -        |
| 137 | fs157002 | 57. Have you attended tutoring class since last September?(2) After school tutoring                                          | discrete | numeric-1.0 | 1826  | 0       | -        |
| 138 | fs157003 | 57. Have you attended tutoring class since last September?(3) No (proceed to Page 8 Section 2)                               | discrete | numeric-1.0 | 1826  | 0       | -        |
| 139 | fs157a01 | 57. Have you attended tutoring class since last September?For what subject(s)? (multiple selections possible)(1) Mathematics | discrete | numeric-1.0 | 1826  | 0       | -        |
| 140 | fs157a02 | 57. Have you attended tutoring class since last September?For what subject(s)? (multiple selections possible)(2) English     | discrete | numeric-1.0 | 1826  | 0       | -        |
| 141 | fs157a03 | 57. Have you attended tutoring class since last September?For what subject(s)? (multiple selections possible)(3) Chinese     | discrete | numeric-1.0 | 1826  | 0       | -        |
| 142 | fs157a04 | 57. Have you attended tutoring class since last September?For what subject(s)? (multiple selections possible)(4) Physics     | discrete | numeric-1.0 | 1826  | 0       | -        |
| 143 | fs157a05 | 57. Have you attended tutoring class since last September?For what subject(s)? (multiple selections possible)(5) Chemistry   | discrete | numeric-1.0 | 1826  | 0       | -        |
| 144 | fs157a06 | 57. Have you attended tutoring class since last September?For what subject(s)? (multiple selections possible)(6) Biology     | discrete | numeric-1.0 | 1826  | 0       | -        |
| 145 | fs157a07 | 57. Have you attended tutoring class since last September?For what subject(s)? (multiple selections possible)(7) Geography   | discrete | numeric-1.0 | 1826  | 0       | -        |

| #   | Name     | Label                                                                                                                                                                       | Type       | Format      | Valid | Invalid | Question |
|-----|----------|-----------------------------------------------------------------------------------------------------------------------------------------------------------------------------|------------|-------------|-------|---------|----------|
| 146 | fs157a08 | 57. Have you attended tutoring class since last September?For what subject(s)? (multiple selections possible) (8) History                                                   | discrete   | numeric-1.0 | 1826  | 0       | -        |
| 147 | fs157a09 | 57. Have you attended tutoring class since last September?For what subject(s)? (multiple selections possible)(9) Professional courses in technical school/vocational school | discrete   | numeric-1.0 | 1826  | 0       | -        |
| 148 | fs157a10 | 57. Have you attended tutoring class since last September?For what subject(s)? (multiple selections possible)(10) Technical courses (like music or arts)                    | discrete   | numeric-1.0 | 1826  | 0       | -        |
| 149 | fs157a11 | 57. Have you attended tutoring class since last September?For what subject(s)? (multiple selections possible)(11) Other (like computer)                                     | discrete   | numeric-1.0 | 1826  | 0       | -        |
| 150 | fs157b01 | 57b. What is the purpose for attending tutoring? (select one)                                                                                                               | discrete   | numeric-1.0 | 1826  | 0       | -        |
| 151 | fs158000 | 58.How much is your total tuition fee for tutoring last semester?                                                                                                           | continuous | numeric-5.0 | 1826  | 0       | -        |
| 152 | fs159000 | 59.How many hours do you spend on attending after-school tutoring per week?                                                                                                 | continuous | numeric-2.0 | 1826  | 0       | -        |
| 153 | fs160000 | 60.What is the number of the most tutoring schools you simultaneously attend since last September?                                                                          | discrete   | numeric-1.0 | 1826  | 0       | -        |
| 154 | fs160001 | 60.What is the number of the most tutoring schools you simultaneously attend since last September? Tutoring schools                                                         | discrete   | numeric-2.0 | 1826  | 0       | -        |
| 155 | fs161000 | 61. Do you think tutoring works for improving grades?                                                                                                                       | discrete   | numeric-1.0 | 1826  | 0       | -        |
| 156 | fs162000 | 62. What is the main purpose of tutoring? (select one)                                                                                                                      | discrete   | numeric-2.0 | 1826  | 0       | -        |
| 157 | fs163001 | 63. Compared with teachers at school, how much do you agree with the following statements regarding teachers at tutoring school? (1) Teaching harder                        | discrete   | numeric-1.0 | 1826  | 0       | -        |
| 158 | fs163002 | 63. Compared with teachers at school, how much do you agree with the following statements regarding teachers                                                                | discrete   | numeric-1.0 | 1826  | 0       | -        |

| #   | Name     | Label                                                                                                                                                                                                    | Type     | Format      | Valid | Invalid | Question |
|-----|----------|----------------------------------------------------------------------------------------------------------------------------------------------------------------------------------------------------------|----------|-------------|-------|---------|----------|
|     |          | at tutoring school? (2) More interesting during lectures                                                                                                                                                 |          |             |       |         |          |
| 159 | fs163003 | 63. Compared with teachers at school, how much do you agree with the following statements regarding teachers at tutoring school?<br>(3) Teaching in a more systematic way; it is easier to be understood | discrete | numeric-1.0 | 1826  | 0       | -        |
| 160 | fs163004 | 63. Compared with teachers at school, how much do you agree with the following statements regarding teachers at tutoring school?<br>(4) Outlining in a more organized way                                | discrete | numeric-1.0 | 1826  | 0       | -        |
| 161 | fs163005 | 63. Compared with teachers at school, how much do you agree with the following statements regarding teachers at tutoring school? (5) Better at predicting exam questions                                 | discrete | numeric-1.0 | 1826  | 0       | -        |

### Group Family Condition

| #  | Name     | Label                                                                                    | Type     | Format      | Valid | Invalid | Question |
|----|----------|------------------------------------------------------------------------------------------|----------|-------------|-------|---------|----------|
| 1  | fs201000 | 1. Where do you currently live?                                                          | discrete | numeric-1.0 | 1826  | 0       | -        |
| 2  | fs202001 | 2. Who do you live with?<br>(multiple selections possible)<br>(1) Father                 | discrete | numeric-1.0 | 1826  | 0       | -        |
| 3  | fs202002 | 2. Who do you live with?<br>(multiple selections possible)<br>(2) Mother                 | discrete | numeric-1.0 | 1826  | 0       | -        |
| 4  | fs202003 | 2. Who do you live with?<br>(multiple selections possible)<br>(3) Grandfather (paternal) | discrete | numeric-1.0 | 1826  | 0       | -        |
| 5  | fs202004 | 2. Who do you live with?<br>(multiple selections possible)<br>(4) Grandmother (paternal) | discrete | numeric-1.0 | 1826  | 0       | -        |
| 6  | fs202005 | 2. Who do you live with?<br>(multiple selections possible)<br>(5) Grandfather (maternal) | discrete | numeric-1.0 | 1826  | 0       | -        |
| 7  | fs202006 | 2. Who do you live with?<br>(multiple selections possible)<br>(6) Grandmother (maternal) | discrete | numeric-1.0 | 1826  | 0       | -        |
| 8  | fs202007 | 2. Who do you live with?<br>(multiple selections possible)<br>(7) Unmarried brother      | discrete | numeric-1.0 | 1826  | 0       | -        |
| 9  | fs202008 | 2. Who do you live with?<br>(multiple selections possible)<br>(8) Married brother        | discrete | numeric-1.0 | 1826  | 0       | -        |
| 10 | fs202009 | 2. Who do you live with?<br>(multiple selections possible)<br>(9) Unmarried sister       | discrete | numeric-1.0 | 1826  | 0       | -        |

| #  | Name     | Label                                                                                                                                         | Type     | Format      | Valid | Invalid | Question |
|----|----------|-----------------------------------------------------------------------------------------------------------------------------------------------|----------|-------------|-------|---------|----------|
| 11 | fs202010 | 2. Who do you live with?<br>(multiple selections possible)<br>(10) Married sister                                                             | discrete | numeric-1.0 | 1826  | 0       | -        |
| 12 | fs202011 | 2. Who do you live with?<br>(multiple selections possible)<br>(11) Unmarried uncle<br>(paternal)                                              | discrete | numeric-1.0 | 1826  | 0       | -        |
| 13 | fs202012 | 2. Who do you live with?<br>(multiple selections possible)<br>(12) Married uncle (paternal)<br>and his wives                                  | discrete | numeric-1.0 | 1826  | 0       | -        |
| 14 | fs202013 | 2. Who do you live with?<br>(multiple selections possible)<br>(13) Unmarried auntie<br>(paternal)                                             | discrete | numeric-1.0 | 1826  | 0       | -        |
| 15 | fs202014 | 2. Who do you live with?<br>(multiple selections possible)<br>(14) Married auntie<br>(paternal) and her husband                               | discrete | numeric-1.0 | 1826  | 0       | -        |
| 16 | fs202015 | 2. Who do you live with?<br>(multiple selections possible)<br>(15) Unmarried uncle<br>(maternal)                                              | discrete | numeric-1.0 | 1826  | 0       | -        |
| 17 | fs202016 | 2. Who do you live with?<br>(multiple selections possible)<br>(16) Married uncle<br>(maternal) and his wives                                  | discrete | numeric-1.0 | 1826  | 0       | -        |
| 18 | fs202017 | 2. Who do you live with?<br>(multiple selections possible)<br>(17) Unmarried auntie<br>(maternal)                                             | discrete | numeric-1.0 | 1826  | 0       | -        |
| 19 | fs202018 | 2. Who do you live with?<br>(multiple selections possible)<br>(18) Married auntie<br>(maternal) and her husband                               | discrete | numeric-1.0 | 1826  | 0       | -        |
| 20 | fs202019 | 2. Who do you live with?<br>(multiple selections possible)<br>(19) Other relatives                                                            | discrete | numeric-1.0 | 1826  | 0       | -        |
| 21 | fs202020 | 2. Who do you live with?<br>(multiple selections possible)<br>(20) Friend (including<br>parent's friends or other<br>family member's friends) | discrete | numeric-1.0 | 1826  | 0       | -        |
| 22 | fs202021 | 2. Who do you live with?<br>(multiple selections possible)<br>(21) None of the above                                                          | discrete | numeric-1.0 | 1826  | 0       | -        |
| 23 | fs203000 | 3. How many siblings do you<br>have?                                                                                                          | discrete | numeric-1.0 | 1826  | 0       | -        |
| 24 | fs203a01 | 3. How many siblings do you<br>have? older brother                                                                                            | discrete | numeric-1.0 | 1826  | 0       | -        |
| 25 | fs203a02 | 3. How many siblings do you<br>have? older sister                                                                                             | discrete | numeric-1.0 | 1826  | 0       | -        |
| 26 | fs203a03 | 3. How many siblings do you<br>have? younger brother                                                                                          | discrete | numeric-1.0 | 1826  | 0       | -        |
| 27 | fs203a04 | 3. How many siblings do you<br>have? younger sister                                                                                           | discrete | numeric-1.0 | 1826  | 0       | -        |

| #  | Name     | Label                                                                                                                                                                      | Type     | Format      | Valid | Invalid | Question |
|----|----------|----------------------------------------------------------------------------------------------------------------------------------------------------------------------------|----------|-------------|-------|---------|----------|
| 28 | fs204000 | 4. Among your siblings, who are you closest with?                                                                                                                          | discrete | numeric-2.0 | 1826  | 0       | -        |
| 29 | fs205000 | 5. Among your siblings, who is the most helpful to you?                                                                                                                    | discrete | numeric-2.0 | 1826  | 0       | -        |
| 30 | fs206000 | 6. Do you often spend time chatting with your siblings?                                                                                                                    | discrete | numeric-1.0 | 1826  | 0       | -        |
| 31 | fs207000 | 7. Do you often argue with your siblings?                                                                                                                                  | discrete | numeric-1.0 | 1826  | 0       | -        |
| 32 | fs207a00 | 7.Do you fight with your siblings                                                                                                                                          | discrete | numeric-1.0 | 1826  | 0       | -        |
| 33 | fs208000 | 8. Do your parents discuss your sibling's school performance with you?                                                                                                     | discrete | numeric-1.0 | 1826  | 0       | -        |
| 34 | fs208a00 | 8.Do you feel stressful for your sibling's school performance?                                                                                                             | discrete | numeric-1.0 | 1826  | 0       | -        |
| 35 | fs208b00 | 8.Is your sibling's school performance helpful to improve your studies?                                                                                                    | discrete | numeric-1.0 | 1826  | 0       | -        |
| 36 | fs209000 | 9. Who do your parents favor?                                                                                                                                              | discrete | numeric-2.0 | 1826  | 0       | -        |
| 37 | fs210000 | 10. Are you happy when you are with your family?                                                                                                                           | discrete | numeric-1.0 | 1826  | 0       | -        |
| 38 | fs211000 | 11. Do your parents discuss the academic performance of your relative child with you?                                                                                      | discrete | numeric-1.0 | 1826  | 0       | -        |
| 39 | fs211a00 | 11.Do you feel stressful for the academic performance of your relative child?                                                                                              | discrete | numeric-1.0 | 1826  | 0       | -        |
| 40 | fs211b00 | 11.Is the academic performance of your relative child helpful in your studies?                                                                                             | discrete | numeric-1.0 | 1826  | 0       | -        |
| 41 | fs212000 | 12. How often have you contacted your grandparents (paternal) since you graduated from junior high school? (If they are still alive and you often keep in touch with them) | discrete | numeric-2.0 | 1826  | 0       | -        |
| 42 | fs213000 | 13. How close are you with your grandparents (paternal)? (Does not matter whether they are alive or not as long as you had spent time together before)                     | discrete | numeric-1.0 | 1826  | 0       | -        |
| 43 | fs214000 | 14.How often have you contacted your grandparents (maternal) since you graduated from junior high school? (If they are still alive and you often keep in touch with them)  | discrete | numeric-2.0 | 1826  | 0       | -        |
| 44 | fs215000 | 15. How close are you with your grandparents (maternal)? (Does not matter whether they are alive or not                                                                    | discrete | numeric-1.0 | 1826  | 0       | -        |

| #  | Name     | Label                                                                                                                                        | Type     | Format      | Valid | Invalid | Question |
|----|----------|----------------------------------------------------------------------------------------------------------------------------------------------|----------|-------------|-------|---------|----------|
|    |          | as long as you had spent time together before)                                                                                               |          |             |       |         |          |
| 45 | fs216001 | 16. Which of the following relatives are you close to?<br>(multiple selections possible)<br>(1) Uncle (father's older brother) or his wife   | discrete | numeric-1.0 | 1826  | 0       | -        |
| 46 | fs216002 | 16. Which of the following relatives are you close to?<br>(multiple selections possible)<br>(2) Uncle (father's younger brother) or his wife | discrete | numeric-1.0 | 1826  | 0       | -        |
| 47 | fs216003 | 16. Which of the following relatives are you close to?<br>(multiple selections possible)<br>(3) Auntie (father's sister) or her husband      | discrete | numeric-1.0 | 1826  | 0       | -        |
| 48 | fs216004 | 16. Which of the following relatives are you close to?<br>(multiple selections possible)<br>(4) Auntie (mother's sister) or her husband      | discrete | numeric-1.0 | 1826  | 0       | -        |
| 49 | fs216005 | 16. Which of the following relatives are you close to?<br>(multiple selections possible)<br>(5) Uncle (mother's brother) of his wife         | discrete | numeric-1.0 | 1826  | 0       | -        |
| 50 | fs216006 | 16. Which of the following relatives are you close to?<br>(multiple selections possible)<br>(6) Father's cousin (male) and his wife          | discrete | numeric-1.0 | 1826  | 0       | -        |
| 51 | fs216007 | 16. Which of the following relatives are you close to?<br>(multiple selections possible)<br>(7) Cousin of father's side (males)              | discrete | numeric-1.0 | 1826  | 0       | -        |
| 52 | fs216008 | 16. Which of the following relatives are you close to?<br>(multiple selections possible)<br>(8) Cousin of father's side (females)            | discrete | numeric-1.0 | 1826  | 0       | -        |
| 53 | fs216009 | 16. Which of the following relatives are you close to?<br>(multiple selections possible)<br>(9) Cousin of mother's side (males)              | discrete | numeric-1.0 | 1826  | 0       | -        |
| 54 | fs216010 | 16. Which of the following relatives are you close to?<br>(multiple selections possible)<br>(10) Cousin of mother's side (females)           | discrete | numeric-1.0 | 1826  | 0       | -        |
| 55 | fs216011 | 16. Which of the following relatives are you close to?<br>(multiple selections possible)<br>(11) Other relative                              | discrete | numeric-1.0 | 1826  | 0       | -        |
| 56 | fs217000 | 17. Since you graduated from junior high school, have your relatives ever helped you                                                         | discrete | numeric-1.0 | 1826  | 0       | -        |

| #  | Name     | Label                                                                                                                                                                                               | Type     | Format      | Valid | Invalid | Question |
|----|----------|-----------------------------------------------------------------------------------------------------------------------------------------------------------------------------------------------------|----------|-------------|-------|---------|----------|
|    |          | with your tuition fee or living expense?                                                                                                                                                            |          |             |       |         |          |
| 57 | fs218000 | 18. Do you think your parents are satisfied with their marriage?                                                                                                                                    | discrete | numeric-1.0 | 1826  | 0       | -        |
| 58 | fs219f00 | 19. Do you currently live with your biological parents? Father                                                                                                                                      | discrete | numeric-1.0 | 1826  | 0       | -        |
| 59 | fs219f01 | 19.Deceased, when I was ____ years old (answer part a)                                                                                                                                              | discrete | numeric-2.0 | 1826  | 0       | -        |
| 60 | fs219fa1 | 19.Did your mother remarry?                                                                                                                                                                         | discrete | numeric-1.0 | 1826  | 0       | -        |
| 61 | fs219fa2 | 19.Did your mother remarry? (1) Yes, when I was ____ years old                                                                                                                                      | discrete | numeric-2.0 | 1826  | 0       | -        |
| 62 | fs219m00 | 19. Do you currently live with your biological parents? Mother                                                                                                                                      | discrete | numeric-1.0 | 1826  | 0       | -        |
| 63 | fs219m01 | 19.Deceased, when I was ____ years old (answer part b)                                                                                                                                              | discrete | numeric-2.0 | 1826  | 0       | -        |
| 64 | fs219mb1 | 19.Did your father remarry?                                                                                                                                                                         | discrete | numeric-1.0 | 1826  | 0       | -        |
| 65 | fs219mb2 | 19.Did your father remarry? (1) Yes, when I was ____ years old                                                                                                                                      | discrete | numeric-2.0 | 1826  | 0       | -        |
| 66 | fs220000 | 20. Are your biological parents divorced? (select one)                                                                                                                                              | discrete | numeric-1.0 | 1826  | 0       | -        |
| 67 | fs220001 | 20. Are your biological parents divorced? (select one)(1) Yes, when I was ____ years old (answer part a and b)                                                                                      | discrete | numeric-2.0 | 1826  | 0       | -        |
| 68 | fs220fa1 | 20.Did your father remarry?                                                                                                                                                                         | discrete | numeric-1.0 | 1826  | 0       | -        |
| 69 | fs220fa2 | 20.Did your father remarry? (1) Yes, when I was ____ years old                                                                                                                                      | discrete | numeric-2.0 | 1826  | 0       | -        |
| 70 | fs220mb1 | 20.Did your mother remarry?                                                                                                                                                                         | discrete | numeric-1.0 | 1826  | 0       | -        |
| 71 | fs220mb2 | 20.Did your mother remarry? (1) Yes, when I was ____ years old                                                                                                                                      | discrete | numeric-2.0 | 1826  | 0       | -        |
| 72 | fs221m01 | 21. What did your parents do when they spend time with each other in the past year? (choose not applicable if your parent passed away) You.... (1) Asking for opinion on important matters          | discrete | numeric-1.0 | 1826  | 0       | -        |
| 73 | fs221m02 | 21. What did your parents do when they spend time with each other in the past year? (choose not applicable if your parent passed away) You.... (2) Listening carefully to his/her opinion and ideas | discrete | numeric-1.0 | 1826  | 0       | -        |
| 74 | fs221m03 | 21. What did your parents do when they spend time with each other in the past year?                                                                                                                 | discrete | numeric-1.0 | 1826  | 0       | -        |



| #  | Name     | Label                                                                                                                                                                                                     | Type     | Format      | Valid | Invalid | Question |
|----|----------|-----------------------------------------------------------------------------------------------------------------------------------------------------------------------------------------------------------|----------|-------------|-------|---------|----------|
|    |          | (choose not applicable if your parent passed away) You....<br>(3) Caring about him/her                                                                                                                    |          |             |       |         |          |
| 75 | fs221m04 | 21. What did your parents do when they spend time with each other in the past year?<br>(choose not applicable if your parent passed away) You....<br>(4) Having bad attitude towards him/her              | discrete | numeric-1.0 | 1826  | 0       | -        |
| 76 | fs221m05 | 21. What did your parents do when they spend time with each other in the past year?<br>(choose not applicable if your parent passed away) You....<br>(5) Yelling/shouting angrily at him/her              | discrete | numeric-1.0 | 1826  | 0       | -        |
| 77 | fs221m06 | 21. What did your parents do when they spend time with each other in the past year? (choose not applicable if your parent passed away) You....(6) Arguing with him/her when failing to reach a consensus  | discrete | numeric-1.0 | 1826  | 0       | -        |
| 78 | fs221m07 | 21. What did your parents do when they spend time with each other in the past year? (choose not applicable if your parent passed away) You....(7) Showing him/her thoughtful and sweet behaviors          | discrete | numeric-1.0 | 1826  | 0       | -        |
| 79 | fs221m08 | 21. What did your parents do when they spend time with each other in the past year?<br>(choose not applicable if your parent passed away) You....<br>(8) Imitating him/her as her/his role model          | discrete | numeric-1.0 | 1826  | 0       | -        |
| 80 | fs221f01 | 21. What did your parents do when they spend time with each other in the past year?<br>(choose not applicable if your parent passed away) You....<br>(1) Asking for opinion on important matters          | discrete | numeric-1.0 | 1826  | 0       | -        |
| 81 | fs221f02 | 21. What did your parents do when they spend time with each other in the past year?<br>(choose not applicable if your parent passed away) You....<br>(2) Listening carefully to his/her opinion and ideas | discrete | numeric-1.0 | 1826  | 0       | -        |
| 82 | fs221f03 | 21. What did your parents do when they spend time with each other in the past year?<br>(choose not applicable if your parent passed away) You....<br>(3) Caring about him/her                             | discrete | numeric-1.0 | 1826  | 0       | -        |
| 83 | fs221f04 | 21. What did your parents do when they spend time with                                                                                                                                                    | discrete | numeric-1.0 | 1826  | 0       | -        |

| #  | Name     | Label                                                                                                                                                                                                    | Type     | Format      | Valid | Invalid | Question |
|----|----------|----------------------------------------------------------------------------------------------------------------------------------------------------------------------------------------------------------|----------|-------------|-------|---------|----------|
|    |          | each other in the past year?<br>(choose not applicable if your parent passed away) You....<br>(4) Having bad attitude towards him/her                                                                    |          |             |       |         |          |
| 84 | fs221f05 | 21. What did your parents do when they spend time with each other in the past year? (choose not applicable if your parent passed away) You....<br>(5) Yelling/shouting angrily at him/her                | discrete | numeric-1.0 | 1826  | 0       | -        |
| 85 | fs221f06 | 21. What did your parents do when they spend time with each other in the past year? (choose not applicable if your parent passed away) You....(6) Arguing with him/her when failing to reach a consensus | discrete | numeric-1.0 | 1826  | 0       | -        |
| 86 | fs221f07 | 21. What did your parents do when they spend time with each other in the past year? (choose not applicable if your parent passed away) You....(7) Showing him/her thoughtful and sweet behaviors         | discrete | numeric-1.0 | 1826  | 0       | -        |
| 87 | fs221f08 | 21. What did your parents do when they spend time with each other in the past year? (choose not applicable if your parent passed away) You....<br>(8) Imitating him/her as her/his role model            | discrete | numeric-1.0 | 1826  | 0       | -        |
| 88 | fs222m01 | 22. How often do the following descriptions happen? (choose not applicable if your parent passed away)(1) Your mother knows your whereabouts everyday                                                    | discrete | numeric-1.0 | 1826  | 0       | -        |
| 89 | fs222m02 | 22. How often do the following descriptions happen? (choose not applicable if your parent passed away)(2) Your mother arbitrarily blames you when you made the same mistakes based on his/her mood       | discrete | numeric-1.0 | 1826  | 0       | -        |
| 90 | fs222m03 | 22. How often do the following descriptions happen? (choose not applicable if your parent passed away)(3) Your mother hit or spank you as the punishment                                                 | discrete | numeric-1.0 | 1826  | 0       | -        |
| 91 | fs222m04 | 22. How often do the following descriptions happen? (choose not applicable if your parent passed away)(4) Your mother tells you his/her                                                                  | discrete | numeric-1.0 | 1826  | 0       | -        |

| #   | Name     | Label                                                                                                                                                                                              | Type     | Format      | Valid | Invalid | Question |
|-----|----------|----------------------------------------------------------------------------------------------------------------------------------------------------------------------------------------------------|----------|-------------|-------|---------|----------|
|     |          | opinion when he/she makes a decision related with you                                                                                                                                              |          |             |       |         |          |
| 92  | fs222f01 | 22. How often do the following descriptions happen? (choose not applicable if your parent passed away)(1) Your father knows your whereabouts everyday                                              | discrete | numeric-1.0 | 1826  | 0       | -        |
| 93  | fs222f02 | 22. How often do the following descriptions happen? (choose not applicable if your parent passed away)(2) Your father arbitrarily blames you when you made the same mistakes based on his/her mood | discrete | numeric-1.0 | 1826  | 0       | -        |
| 94  | fs222f03 | 22. How often do the following descriptions happen? (choose not applicable if your parent passed away)(3) Your father hit or spank you as the punishment                                           | discrete | numeric-1.0 | 1826  | 0       | -        |
| 95  | fs222f04 | 22. How often do the following descriptions happen? (choose not applicable if your parent passed away)(4) Your father tells you his/her opinion when he/she makes a decision related with you      | discrete | numeric-1.0 | 1826  | 0       | -        |
| 96  | fs223000 | 23. Do your parents argue or have a cold war with each other?                                                                                                                                      | discrete | numeric-1.0 | 1826  | 0       | -        |
| 97  | fs224m00 | 24. Are you happy when you are with your mother?                                                                                                                                                   | discrete | numeric-1.0 | 1826  | 0       | -        |
| 98  | fs224f00 | 24. Are you happy when you are with your father?                                                                                                                                                   | discrete | numeric-1.0 | 1826  | 0       | -        |
| 99  | fs225m00 | 25. How much do you share your secrets with your mother?                                                                                                                                           | discrete | numeric-1.0 | 1826  | 0       | -        |
| 100 | fs225f00 | 25. How much do you share your secrets with your father?                                                                                                                                           | discrete | numeric-1.0 | 1826  | 0       | -        |
| 101 | fs226000 | 26. Generally speaking, are your parents helpful in your studies since you graduated from junior high school?                                                                                      | discrete | numeric-1.0 | 1826  | 0       | -        |
| 102 | fs227000 | 27. What is your parents' attitude towards your hobbies and interests? (select one)                                                                                                                | discrete | numeric-1.0 | 1826  | 0       | -        |
| 103 | fs228001 | 28. How much do you agree with the following descriptions of your family? (1) Family members discuss with each other before making a decision                                                      | discrete | numeric-1.0 | 1826  | 0       | -        |
| 104 | fs228002 | 28. How much do you agree with the following                                                                                                                                                       | discrete | numeric-1.0 | 1826  | 0       | -        |

| #   | Name     | Label                                                                                                                                            | Type     | Format      | Valid | Invalid | Question |
|-----|----------|--------------------------------------------------------------------------------------------------------------------------------------------------|----------|-------------|-------|---------|----------|
|     |          | descriptions of your family?<br>(2) Every family member participates in family activities                                                        |          |             |       |         |          |
| 105 | fs228003 | 28. How much do you agree with the following descriptions of your family?<br>(3) I can get comfort from my family when I experience setbacks     | discrete | numeric-1.0 | 1826  | 0       | -        |
| 106 | fs228004 | 28. How much do you agree with the following descriptions of your family?<br>(4) I can rely on my family when I need help or advice              | discrete | numeric-1.0 | 1826  | 0       | -        |
| 107 | fs229001 | 29. How much are you satisfied with the following things regarding yourself in the past year?(1) Academic/work performance                       | discrete | numeric-1.0 | 1826  | 0       | -        |
| 108 | fs229002 | 29. How much are you satisfied with the following things regarding yourself in the past year?(2) Relationship with classmate/coworker or friends | discrete | numeric-1.0 | 1826  | 0       | -        |
| 109 | fs229003 | 29. How much are you satisfied with the following things regarding yourself in the past year?(3) Relationship with father                        | discrete | numeric-1.0 | 1826  | 0       | -        |
| 110 | fs229004 | 29. How much are you satisfied with the following things regarding yourself in the past year?(4) Relationship with mother                        | discrete | numeric-1.0 | 1826  | 0       | -        |
| 111 | fs229005 | 29. How much are you satisfied with the following things regarding yourself in the past year?(5) Relationship with teacher/supervisor            | discrete | numeric-1.0 | 1826  | 0       | -        |
| 112 | fs229006 | 29. How much are you satisfied with the following things regarding yourself in the past year?(6) Family's financial status                       | discrete | numeric-1.0 | 1826  | 0       | -        |
| 113 | fs229007 | 29. How much are you satisfied with the following things regarding yourself in the past year?(7) Relationship with siblings                      | discrete | numeric-1.0 | 1826  | 0       | -        |
| 114 | fs229008 | 29. How much are you satisfied with the following things regarding yourself in the past year?<br>(8) Relationship with grandparents (paternal)   | discrete | numeric-1.0 | 1826  | 0       | -        |
| 115 | fs229009 | 29. How much are you satisfied with the following things regarding                                                                               | discrete | numeric-1.0 | 1826  | 0       | -        |

| # | Name | Label                                                                       | Type | Format | Valid | Invalid | Question |
|---|------|-----------------------------------------------------------------------------|------|--------|-------|---------|----------|
|   |      | yourself in the past year?<br>(9) Relationship with grandparents (maternal) |      |        |       |         |          |

### Group Community Life

| #  | Name     | Label                                                                                                                                                       | Type     | Format      | Valid | Invalid | Question |
|----|----------|-------------------------------------------------------------------------------------------------------------------------------------------------------------|----------|-------------|-------|---------|----------|
| 1  | fs301000 | 1. Do you have an interest in knowing what is happening around your community/ residence area?                                                              | discrete | numeric-1.0 | 1826  | 0       | -        |
| 2  | fs302000 | 2. Since you graduated junior high school, have you participated in any activities arranged by your community or residence area?                            | discrete | numeric-1.0 | 1826  | 0       | -        |
| 3  | fs302a01 | 2.What kind of activities? (multiple selections possible)<br>(1) Yi-Lan International Children's Folklore and Folkgame festival                             | discrete | numeric-1.0 | 1826  | 0       | -        |
| 4  | fs302a02 | 2.What kind of activities? (multiple selections possible)<br>(2) Book-reading group, community culture and art activities                                   | discrete | numeric-1.0 | 1826  | 0       | -        |
| 5  | fs302a03 | 2.What kind of activities? (multiple selections possible)(3) Community environmental protection activities                                                  | discrete | numeric-1.0 | 1826  | 0       | -        |
| 6  | fs302a04 | 2.What kind of activities? (multiple selections possible)<br>(4) Community volunteer                                                                        | discrete | numeric-1.0 | 1826  | 0       | -        |
| 7  | fs302a05 | 2.What kind of activities? (multiple selections possible)<br>(5) Religious or folk art activities                                                           | discrete | numeric-1.0 | 1826  | 0       | -        |
| 8  | fs302a06 | 2.What kind of activities? (multiple selections possible)<br>(6) Church activities                                                                          | discrete | numeric-1.0 | 1826  | 0       | -        |
| 9  | fs302a07 | 2.What kind of activities? (multiple selections possible)<br>(7) Home economics, 4-H Club (youth development and agricultural extension program) activities | discrete | numeric-1.0 | 1826  | 0       | -        |
| 10 | fs302a08 | 2.What kind of activities? (multiple selections possible)<br>(8) Exercise, fitness activities                                                               | discrete | numeric-1.0 | 1826  | 0       | -        |
| 11 | fs302a09 | 2.What kind of activities? (multiple selections possible)<br>(9) Mountain climbing, or hiking                                                               | discrete | numeric-1.0 | 1826  | 0       | -        |
| 12 | fs302a10 | 2.What kind of activities? (multiple selections possible)<br>(10) Political rally or campaigns                                                              | discrete | numeric-1.0 | 1826  | 0       | -        |

| #  | Name     | Label                                                                                                                                                                  | Type     | Format      | Valid | Invalid | Question |
|----|----------|------------------------------------------------------------------------------------------------------------------------------------------------------------------------|----------|-------------|-------|---------|----------|
| 13 | fs302a11 | 2.What kind of activities?<br>(multiple selections possible)<br>(11) Information technology exhibition                                                                 | discrete | numeric-1.0 | 1826  | 0       | -        |
| 14 | fs302a12 | 2.What kind of activities?<br>(multiple selections possible)<br>(12) Book, art exhibition                                                                              | discrete | numeric-1.0 | 1826  | 0       | -        |
| 15 | fs302a13 | 2.What kind of activities?<br>(multiple selections possible)<br>(13) Musical concert                                                                                   | discrete | numeric-1.0 | 1826  | 0       | -        |
| 16 | fs302a14 | 2.What kind of activities?<br>(multiple selections possible)<br>(14) Ball (prom)                                                                                       | discrete | numeric-1.0 | 1826  | 0       | -        |
| 17 | fs302a15 | 2.What kind of activities?<br>(multiple selections possible)<br>(15) Other                                                                                             | discrete | numeric-1.0 | 1826  | 0       | -        |
| 18 | fs303001 | 3. Please rate from 1 to 7 on the following regarding your residence area(1) Very safe<br>7...6...5...4...3...2...1 Very dangerous                                     | discrete | numeric-1.0 | 1826  | 0       | -        |
| 19 | fs303002 | 3. Please rate from 1 to 7 on the following regarding your residence area(2) Very clean<br>7...6...5...4...3...2...1 Very dirty                                        | discrete | numeric-1.0 | 1826  | 0       | -        |
| 20 | fs303003 | 3. Please rate from 1 to 7 on the following regarding your residence area(3) Perfect for raising children<br>7...6...5...4...3...2...1 Unsuitable for raising children | discrete | numeric-1.0 | 1826  | 0       | -        |
| 21 | fs303004 | 3. Please rate from 1 to 7 on the following regarding your residence area(4) Very convenient<br>7...6...5...4...3...2...1 Very inconvenient                            | discrete | numeric-1.0 | 1826  | 0       | -        |
| 22 | fs304000 | 4. Generally speaking, do you feel that your neighborhood is a friendly resident area?                                                                                 | discrete | numeric-1.0 | 1826  | 0       | -        |
| 23 | fs305000 | 5. Do you play with or do other activities with the other children in your neighborhood?                                                                               | discrete | numeric-1.0 | 1826  | 0       | -        |
| 24 | fs306000 | 6. Does your family play with or do other activities with other families in your neighborhood?                                                                         | discrete | numeric-1.0 | 1826  | 0       | -        |
| 25 | fs307001 | 7. Do you have the following plans in the future?(1) Leave (Taipei county/city or Yi-Lan county) for studies in another county/city                                    | discrete | numeric-1.0 | 1826  | 0       | -        |
| 26 | fs307002 | 7. Do you have the following plans in the future?(2) Leave (Taipei county/city or Yi-Lan county) for work in another county/city                                       | discrete | numeric-1.0 | 1826  | 0       | -        |

| #  | Name     | Label                                                                                                                                                                                                                                   | Type     | Format      | Valid | Invalid | Question |
|----|----------|-----------------------------------------------------------------------------------------------------------------------------------------------------------------------------------------------------------------------------------------|----------|-------------|-------|---------|----------|
| 27 | fs307003 | 7. Do you have the following plans in the future?(3) Study in China                                                                                                                                                                     | discrete | numeric-1.0 | 1826  | 0       | -        |
| 28 | fs307004 | 7. Do you have the following plans in the future?(4) Work in China                                                                                                                                                                      | discrete | numeric-1.0 | 1826  | 0       | -        |
| 29 | fs307005 | 7. Do you have the following plans in the future?(5) Study abroad                                                                                                                                                                       | discrete | numeric-1.0 | 1826  | 0       | -        |
| 30 | fs307006 | 7. Do you have the following plans in the future?(6) Work abroad                                                                                                                                                                        | discrete | numeric-1.0 | 1826  | 0       | -        |
| 31 | fs308000 | 8. Generally speaking, do you like the area (and the community) that you live in?                                                                                                                                                       | discrete | numeric-1.0 | 1826  | 0       | -        |
| 32 | fs309000 | 9. If you have to move away from your current community/residence area, will you miss the place?                                                                                                                                        | discrete | numeric-1.0 | 1826  | 0       | -        |
| 33 | fs310000 | 10. Generally speaking, are you satisfied with your current community/ neighborhood?                                                                                                                                                    | discrete | numeric-1.0 | 1826  | 0       | -        |
| 34 | fs311000 | 11. In a typical day, how many people do you usually interact with? (one-to-one contact with acquaintances or strangers is included, such as nodding, greeting, talking, meeting up, calling, writing letter, and through the internet) | discrete | numeric-1.0 | 1826  | 0       | -        |
| 35 | fs311a00 | 11.How many of your neighbor are your (current and old) teachers or classmates?                                                                                                                                                         | discrete | numeric-1.0 | 1826  | 0       | -        |

### Group Concept of Values

| # | Name     | Label                                                                                                                                                                                                                              | Type     | Format      | Valid | Invalid | Question |
|---|----------|------------------------------------------------------------------------------------------------------------------------------------------------------------------------------------------------------------------------------------|----------|-------------|-------|---------|----------|
| 1 | fs401001 | 1. How much do you agree with the following statements regarding gender roles and family values?(1) It will be disadvantageous for preschool children if their mother goes out to work                                             | discrete | numeric-1.0 | 1826  | 0       | -        |
| 2 | fs401002 | 1. How much do you agree with the following statements regarding gender roles and family values?(2) A husband's responsibility is to earn money to support the family while a wife's responsibility is to take care of the family. | discrete | numeric-1.0 | 1826  | 0       | -        |
| 3 | fs401003 | 1. How much do you agree with the following statements regarding gender roles                                                                                                                                                      | discrete | numeric-1.0 | 1826  | 0       | -        |

| #  | Name     | Label                                                                                                                                                                              | Type     | Format      | Valid | Invalid | Question |
|----|----------|------------------------------------------------------------------------------------------------------------------------------------------------------------------------------------|----------|-------------|-------|---------|----------|
|    |          | and family values?(3) If a conflict arises between work and family, wives should prioritize family over work                                                                       |          |             |       |         |          |
| 4  | fs401004 | 1. How much do you agree with the following statements regarding gender roles and family values?(4) Marriage is an important stage of life                                         | discrete | numeric-1.0 | 1826  | 0       | -        |
| 5  | fs401005 | 1. How much do you agree with the following statements regarding gender roles and family values?(5) Children is necessary for having a complete family                             | discrete | numeric-1.0 | 1826  | 0       | -        |
| 6  | fs401006 | 1. How much do you agree with the following statements regarding gender roles and family values?(6) When one's parents get old, it is his/her responsibility to take care of them. | discrete | numeric-1.0 | 1826  | 0       | -        |
| 7  | fs402001 | 2. If somebody of your age does the following things, do you think he/she is wrong?(1) Cheating in exam                                                                            | discrete | numeric-1.0 | 1826  | 0       | -        |
| 8  | fs402002 | 2. If somebody of your age does the following things, do you think he/she is wrong?(2) Skipping class/school                                                                       | discrete | numeric-1.0 | 1826  | 0       | -        |
| 9  | fs402003 | 2. If somebody of your age does the following things, do you think he/she is wrong?(3) Fighting                                                                                    | discrete | numeric-1.0 | 1826  | 0       | -        |
| 10 | fs402004 | 2. If somebody of your age does the following things, do you think he/she is wrong?(4) Smoke                                                                                       | discrete | numeric-1.0 | 1826  | 0       | -        |
| 11 | fs402005 | 2. If somebody of your age does the following things, do you think he/she is wrong?(5) Drinking alcohol                                                                            | discrete | numeric-1.0 | 1826  | 0       | -        |
| 12 | fs402006 | 2. If somebody of your age does the following things, do you think he/she is wrong?(6) Lying                                                                                       | discrete | numeric-1.0 | 1826  | 0       | -        |
| 13 | fs402007 | 2. If somebody of your age does the following things, do you think he/she is wrong? (7) Driving motorcycle or car without license                                                  | discrete | numeric-1.0 | 1826  | 0       | -        |
| 14 | fs402008 | 2. If somebody of your age does the following things, do you think he/she is wrong?(8) Using pirated software                                                                      | discrete | numeric-1.0 | 1826  | 0       | -        |
| 15 | fs402009 | 2. If somebody of your age does the following things, do you think he/she is wrong? (9) Using parents' signature or stamp                                                          | discrete | numeric-1.0 | 1826  | 0       | -        |



| #  | Name     | Label                                                                                                                               | Type     | Format      | Valid | Invalid | Question |
|----|----------|-------------------------------------------------------------------------------------------------------------------------------------|----------|-------------|-------|---------|----------|
| 16 | fs402010 | 2. If somebody of your age does the following things, do you think he/she is wrong?<br>(10) Cutting in line                         | discrete | numeric-1.0 | 1826  | 0       | -        |
| 17 | fs402011 | 2. If somebody of your age does the following things, do you think he/she is wrong?<br>(11) Disobeying traffic rules                | discrete | numeric-1.0 | 1826  | 0       | -        |
| 18 | fs402012 | 2. If somebody of your age does the following things, do you think he/she is wrong?<br>(12) Not yielding seats to the needed on bus | discrete | numeric-1.0 | 1826  | 0       | -        |
| 19 | fs402013 | 2. If somebody of your age does the following things, do you think he/she is wrong?<br>(13) Not fulfilling filial pieties           | discrete | numeric-1.0 | 1826  | 0       | -        |
| 20 | fs402014 | 2. If somebody of your age does the following things, do you think he/she is wrong?<br>(14) Engaging in sexual intercourse          | discrete | numeric-1.0 | 1826  | 0       | -        |
| 21 | fs403001 | 3. According to your opinions, which gender do you think matches the following occupations?(1)<br>Police officer                    | discrete | numeric-1.0 | 1826  | 0       | -        |
| 22 | fs403002 | 3. According to your opinions, which gender do you think matches the following occupations?(2)<br>Nurse                             | discrete | numeric-1.0 | 1826  | 0       | -        |
| 23 | fs403003 | 3. According to your opinions, which gender do you think matches the following occupations?(3)<br>Secretary                         | discrete | numeric-1.0 | 1826  | 0       | -        |
| 24 | fs403004 | 3. According to your opinions, which gender do you think matches the following occupations?(4)<br>Bus, tour bus driver              | discrete | numeric-1.0 | 1826  | 0       | -        |
| 25 | fs403005 | 3. According to your opinions, which gender do you think matches the following occupations?(5)<br>Auto mechanic                     | discrete | numeric-1.0 | 1826  | 0       | -        |
| 26 | fs403006 | 3. According to your opinions, which gender do you think matches the following occupations?(6)<br>Hair stylist/barber               | discrete | numeric-1.0 | 1826  | 0       | -        |
| 27 | fs403007 | 3. According to your opinions, which gender do you think matches the following occupations?(7)<br>Engineer                          | discrete | numeric-1.0 | 1826  | 0       | -        |
| 28 | fs403008 | 3. According to your opinions, which gender                                                                                         | discrete | numeric-1.0 | 1826  | 0       | -        |

| #  | Name     | Label                                                                                                                     | Type     | Format      | Valid | Invalid | Question |
|----|----------|---------------------------------------------------------------------------------------------------------------------------|----------|-------------|-------|---------|----------|
|    |          | do you think matches the following occupations?(8)<br>University professor                                                |          |             |       |         |          |
| 29 | fs403009 | 3. According to your opinions, which gender do you think matches the following occupations?(9)<br>Doctor                  | discrete | numeric-1.0 | 1826  | 0       | -        |
| 30 | fs403010 | 3. According to your opinions, which gender do you think matches the following occupations?(10)<br>County mayor           | discrete | numeric-1.0 | 1826  | 0       | -        |
| 31 | fs404001 | 4. Which gender do you think matching the following house chores?(1) Taking care of children                              | discrete | numeric-1.0 | 1826  | 0       | -        |
| 32 | fs404002 | 4. Which gender do you think matching the following house chores?(2) Taking out the trash                                 | discrete | numeric-1.0 | 1826  | 0       | -        |
| 33 | fs404003 | 4. Which gender do you think matching the following house chores?(3) Doing the shopping                                   | discrete | numeric-1.0 | 1826  | 0       | -        |
| 34 | fs404004 | 4. Which gender do you think matching the following house chores?(4) Repairing appliances                                 | discrete | numeric-1.0 | 1826  | 0       | -        |
| 35 | fs405001 | 5. Did any of the following happen in the past years?(1)<br>I severed a tie with a close friend                           | discrete | numeric-1.0 | 1826  | 0       | -        |
| 36 | fs405002 | 5. Did any of the following happen in the past years?(2)<br>My sibling ran away from home (not applicable for only child) | discrete | numeric-1.0 | 1826  | 0       | -        |
| 37 | fs405003 | 5. Did any of the following happen in the past years?<br>(3) My parents argued more often                                 | discrete | numeric-1.0 | 1826  | 0       | -        |
| 38 | fs405004 | 5. Did any of the following happen in the past years?(4)<br>My father/mother was not frequently at home                   | discrete | numeric-1.0 | 1826  | 0       | -        |
| 39 | fs405005 | 5. Did any of the following happen in the past years?(5)<br>My parents ever violently hit other family members            | discrete | numeric-1.0 | 1826  | 0       | -        |
| 40 | fs405006 | 5. Did any of the following happen in the past years?(6)<br>I did not get along well with classmate /colleague            | discrete | numeric-1.0 | 1826  | 0       | -        |
| 41 | fs405007 | 5. Did any of the following happen in the past years?(7) I got seriously ill or injured                                   | discrete | numeric-1.0 | 1826  | 0       | -        |
| 42 | fs405008 | 5. Did any of the following happen in the past years?(8) I                                                                | discrete | numeric-1.0 | 1826  | 0       | -        |

| #  | Name     | Label                                                                                                    | Type     | Format      | Valid | Invalid | Question |
|----|----------|----------------------------------------------------------------------------------------------------------|----------|-------------|-------|---------|----------|
|    |          | transferred to another school/<br>I changed my job                                                       |          |             |       |         |          |
| 43 | fs405009 | 5. Did any of the following<br>happen in the past years?(9) I<br>was unemployed                          | discrete | numeric-1.0 | 1826  | 0       | -        |
| 44 | fs405010 | 5. Did any of the following<br>happen in the past years?(10)<br>I ran away from home                     | discrete | numeric-1.0 | 1826  | 0       | -        |
| 45 | fs405011 | 5. Did any of the following<br>happen in the past years?<br>(11) My father/mother was<br>unemployed      | discrete | numeric-1.0 | 1826  | 0       | -        |
| 46 | fs405012 | 5. Did any of the following<br>happen in the past years?<br>(12) My father/mother passed<br>away         | discrete | numeric-1.0 | 1826  | 0       | -        |
| 47 | fs405013 | 5. Did any of the following<br>happen in the past years?(13)<br>I argued more often with my<br>parents   | discrete | numeric-1.0 | 1826  | 0       | -        |
| 48 | fs405014 | 5. Did any of the following<br>happen in the past years?<br>(14) A close relative of mine<br>passed away | discrete | numeric-1.0 | 1826  | 0       | -        |
| 49 | fs405015 | 5. Did any of the following<br>happen in the past years?(15)<br>My pet died                              | discrete | numeric-1.0 | 1826  | 0       | -        |

### Group Friends

| # | Name     | Label                                                                                                                                                                                                             | Type       | Format      | Valid | Invalid | Question |
|---|----------|-------------------------------------------------------------------------------------------------------------------------------------------------------------------------------------------------------------------|------------|-------------|-------|---------|----------|
| 1 | fs501000 | 1. How many good friends<br>do you have (excludes<br>boyfriend/girlfriend)?                                                                                                                                       | continuous | numeric-3.0 | 1826  | 0       | -        |
| 2 | fs502a02 | 2. Please fill in the following<br>information about your three<br>closest friends with the first<br>being closest and so forth:<br>(fill in number for 2-13)<br>1stFriend (2) Gender                             | discrete   | numeric-1.0 | 1826  | 0       | -        |
| 3 | fs502a03 | 2. Please fill in the following<br>information about your<br>three closest friends with<br>the first being closest and<br>so forth: (fill in number for<br>2-13) 1stFriend (3) How old<br>is he/she?              | discrete   | numeric-2.0 | 1826  | 0       | -        |
| 4 | fs502a04 | 2. Please fill in the following<br>information about your three<br>closest friends with the first<br>being closest and so forth:<br>(fill in number for 2-13)<br>1stFriend (4) What is he/she<br>doing currently? | discrete   | numeric-1.0 | 1826  | 0       | -        |
| 5 | fs502a05 | 2. Please fill in the following<br>information about your<br>three closest friends with<br>the first being closest and<br>so forth: (fill in number for                                                           | discrete   | numeric-1.0 | 1826  | 0       | -        |

| #  | Name     | Label                                                                                                                                                                                                                            | Type     | Format      | Valid | Invalid | Question |
|----|----------|----------------------------------------------------------------------------------------------------------------------------------------------------------------------------------------------------------------------------------|----------|-------------|-------|---------|----------|
|    |          | 2-13) 1stFriend (5) Does he/she plan to continue academically?                                                                                                                                                                   |          |             |       |         |          |
| 6  | fs502a06 | 2. Please fill in the following information about your three closest friends with the first being closest and so forth: (fill in number for 2-13)<br>1stFriend (6) How do you first meet him/her?                                | discrete | numeric-2.0 | 1826  | 0       | -        |
| 7  | fs502a07 | 2. Please fill in the following information about your three closest friends with the first being closest and so forth: (fill in number for 2-13)<br>1stFriend (7) How many years have you known him/her?                        | discrete | numeric-2.0 | 1826  | 0       | -        |
| 8  | fs502a08 | 2. Please fill in the following information about your three closest friends with the first being closest and so forth: (fill in number for 2-13)<br>1stFriend (8) How often do you contact him/her through phone or cell phone? | discrete | numeric-1.0 | 1826  | 0       | -        |
| 9  | fs502a09 | 2. Please fill in the following information about your three closest friends with the first being closest and so forth: 1stFriend (9) Do you often contact him/her through email, MSN (yahoo messenger or ICQ), or letters?      | discrete | numeric-1.0 | 1826  | 0       | -        |
| 10 | fs502a10 | 2. Please fill in the following information about your three closest friends with the first being closest and so forth: (fill in number for 2-13)<br>1stFriend (10) Do you often meet up with him/her?                           | discrete | numeric-1.0 | 1826  | 0       | -        |
| 11 | fs502a11 | 2. Please fill in the following information about your three closest friends with the first being closest and so forth: (fill in number for 2-13)<br>1stFriend (11) Are you close to his/her parents?                            | discrete | numeric-1.0 | 1826  | 0       | -        |
| 12 | fs502a12 | 2. Please fill in the following information about your three closest friends with the first being closest and so forth: (fill in number for 2-13)<br>1stFriend (12) Is he/she close to your parents?                             | discrete | numeric-1.0 | 1826  | 0       | -        |
| 13 | fs502a13 | 2. Please fill in the following information about your three closest friends with the first being closest and so forth: (fill in number for 2-13) (13)<br>Are your parents close to his/her parents?                             | discrete | numeric-1.0 | 1826  | 0       | -        |

| #  | Name     | Label                                                                                                                                                                                                                          | Type     | Format      | Valid | Invalid | Question |
|----|----------|--------------------------------------------------------------------------------------------------------------------------------------------------------------------------------------------------------------------------------|----------|-------------|-------|---------|----------|
| 14 | fs502b02 | 2. Please fill in the following information about your three closest friends with the first being closest and so forth: (fill in number for 2-13) 2nd Friend (2) Gender                                                        | discrete | numeric-1.0 | 1826  | 0       | -        |
| 15 | fs502b03 | 2. Please fill in the following information about your three closest friends with the first being closest and so forth: (fill in number for 2-13) 2nd Friend (3) How old is he/she?                                            | discrete | numeric-2.0 | 1826  | 0       | -        |
| 16 | fs502b04 | 2. Please fill in the following information about your three closest friends with the first being closest and so forth: (fill in number for 2-13) 2nd Friend (4) What is he/she doing currently?                               | discrete | numeric-1.0 | 1826  | 0       | -        |
| 17 | fs502b05 | 2. Please fill in the following information about your three closest friends with the first being closest and so forth: (fill in number for 2-13) 2nd Friend (5) Does he/she plan to continue academically?                    | discrete | numeric-1.0 | 1826  | 0       | -        |
| 18 | fs502b06 | 2. Please fill in the following information about your three closest friends with the first being closest and so forth: (fill in number for 2-13) 2nd Friend (6) How do you first meet him/her?                                | discrete | numeric-2.0 | 1826  | 0       | -        |
| 19 | fs502b07 | 2. Please fill in the following information about your three closest friends with the first being closest and so forth: (fill in number for 2-13) 2nd Friend (7) How many years have you known him/her?                        | discrete | numeric-2.0 | 1826  | 0       | -        |
| 20 | fs502b08 | 2. Please fill in the following information about your three closest friends with the first being closest and so forth: (fill in number for 2-13) 2nd Friend (8) How often do you contact him/her through phone or cell phone? | discrete | numeric-1.0 | 1826  | 0       | -        |
| 21 | fs502b09 | 2. Please fill in the following information about your three closest friends with the first being closest and so forth: 2nd Friend (9) Do you often contact him/her through email, MSN (yahoo messenger or ICQ), or letters?   | discrete | numeric-1.0 | 1826  | 0       | -        |
| 22 | fs502b10 | 2. Please fill in the following information about your three closest friends with the first being closest and so forth: (fill in number for 2-13) (10)                                                                         | discrete | numeric-1.0 | 1826  | 0       | -        |

| #  | Name     | Label                                                                                                                                                                                                        | Type     | Format      | Valid | Invalid | Question |
|----|----------|--------------------------------------------------------------------------------------------------------------------------------------------------------------------------------------------------------------|----------|-------------|-------|---------|----------|
|    |          | Do you often meet up with him/her?                                                                                                                                                                           |          |             |       |         |          |
| 23 | fs502b11 | 2. Please fill in the following information about your three closest friends with the first being closest and so forth: (fill in number for 2-13) 2nd Friend (11) Are you close to his/her parents?          | discrete | numeric-1.0 | 1826  | 0       | -        |
| 24 | fs502b12 | 2. Please fill in the following information about your three closest friends with the first being closest and so forth: (fill in number for 2-13) 2nd Friend (12) Is he/she close to your parents?           | discrete | numeric-1.0 | 1826  | 0       | -        |
| 25 | fs502b13 | 2. Please fill in the following information about your three closest friends with the first being closest and so forth: (fill in number for 2-13) 2nd Friend (13) Are your parents close to his/her parents? | discrete | numeric-1.0 | 1826  | 0       | -        |
| 26 | fs502b14 | 2. Please fill in the following information about your three closest friends with the first being closest and so forth: (fill in number for 2-13) 2nd Friend (14) Is this friend close to the 1st friend?    | discrete | numeric-1.0 | 1826  | 0       | -        |
| 27 | fs502c02 | 2. Please fill in the following information about your three closest friends with the first being closest and so forth: (fill in number for 2-13) 3rd Friend (2) Gender                                      | discrete | numeric-1.0 | 1826  | 0       | -        |
| 28 | fs502c03 | 2. Please fill in the following information about your three closest friends with the first being closest and so forth: (fill in number for 2-13) 3rd Friend (3) How old is he/she?                          | discrete | numeric-2.0 | 1826  | 0       | -        |
| 29 | fs502c04 | 2. Please fill in the following information about your three closest friends with the first being closest and so forth: (fill in number for 2-13) 3rd Friend (4) What is he/she doing currently?             | discrete | numeric-1.0 | 1826  | 0       | -        |
| 30 | fs502c05 | 2. Please fill in the following information about your three closest friends with the first being closest and so forth: (fill in number for 2-13) 3rd Friend (5) Does he/she plan to continue academically?  | discrete | numeric-1.0 | 1826  | 0       | -        |
| 31 | fs502c06 | 2. Please fill in the following information about your three closest friends with the first being closest and so forth: (fill in number for 2-13) 3rd                                                        | discrete | numeric-2.0 | 1826  | 0       | -        |

| #  | Name     | Label                                                                                                                                                                                                                          | Type     | Format      | Valid | Invalid | Question |
|----|----------|--------------------------------------------------------------------------------------------------------------------------------------------------------------------------------------------------------------------------------|----------|-------------|-------|---------|----------|
|    |          | Friend (6) How do you first meet him/her?                                                                                                                                                                                      |          |             |       |         |          |
| 32 | fs502c07 | 2. Please fill in the following information about your three closest friends with the first being closest and so forth: (fill in number for 2-13) 3rd Friend (7) How many years have you known him/her?                        | discrete | numeric-2.0 | 1826  | 0       | -        |
| 33 | fs502c08 | 2. Please fill in the following information about your three closest friends with the first being closest and so forth: (fill in number for 2-13) 3rd Friend (8) How often do you contact him/her through phone or cell phone? | discrete | numeric-1.0 | 1826  | 0       | -        |
| 34 | fs502c09 | 2. Please fill in the following information about your three closest friends with the first being closest and so forth: 3rd Friend (9) Do you often contact him/her through email, MSN (yahoo messenger or ICQ), or letters?   | discrete | numeric-1.0 | 1826  | 0       | -        |
| 35 | fs502c10 | 2. Please fill in the following information about your three closest friends with the first being closest and so forth: (fill in number for 2-13) 3rd Friend (10) Do you often meet up with him/her?                           | discrete | numeric-1.0 | 1826  | 0       | -        |
| 36 | fs502c11 | 2. Please fill in the following information about your three closest friends with the first being closest and so forth: (fill in number for 2-13) 3rd Friend (11) Are you close to his/her parents?                            | discrete | numeric-1.0 | 1826  | 0       | -        |
| 37 | fs502c12 | 2. Please fill in the following information about your three closest friends with the first being closest and so forth: (fill in number for 2-13) 3rd Friend                                                                   | discrete | numeric-1.0 | 1826  | 0       | -        |
| 38 | fs502c13 | 2. Please fill in the following information about your three closest friends with the first being closest and so forth: (fill in number for 2-13) 3rd Friend (13) Are your parents close to his/her parents?                   | discrete | numeric-1.0 | 1826  | 0       | -        |
| 39 | fs502c14 | 2. Please fill in the following information about your three closest friends with the first being closest and so forth: (fill in number for 2-13) 3rd Friend (14) Is this friend close to the 1st friend?                      | discrete | numeric-1.0 | 1826  | 0       | -        |
| 40 | fs502c15 | 2. Please fill in the following information about your three                                                                                                                                                                   | discrete | numeric-1.0 | 1826  | 0       | -        |

| #  | Name     | Label                                                                                                                                                               | Type     | Format      | Valid | Invalid | Question |
|----|----------|---------------------------------------------------------------------------------------------------------------------------------------------------------------------|----------|-------------|-------|---------|----------|
|    |          | closest friends with the first being closest and so forth: (fill in number for 2-13) 3rd Friend (15) Is this friend close to your 2nd friend?                       |          |             |       |         |          |
| 41 | fs503001 | 3. How much do you agree with each of the following descriptions of your best friends?(1) He/she/they care about me                                                 | discrete | numeric-1.0 | 1826  | 0       | -        |
| 42 | fs503002 | 3. How much do you agree with each of the following descriptions of your best friends?(2) He/she/they often help me                                                 | discrete | numeric-1.0 | 1826  | 0       | -        |
| 43 | fs503003 | 3. How much do you agree with each of the following descriptions of your best friends?(3) When I experience setback, I can always be comforted by him/her/them      | discrete | numeric-1.0 | 1826  | 0       | -        |
| 44 | fs504001 | 4. What do you usually do when you are with them? (multiple selections possible) (01) Going shopping                                                                | discrete | numeric-1.0 | 1826  | 0       | -        |
| 45 | fs504002 | 4. What do you usually do when you are with them? (multiple selections possible) (02) Watching movie or listen to concerts                                          | discrete | numeric-1.0 | 1826  | 0       | -        |
| 46 | fs504003 | 4. What do you usually do when you are with them? (multiple selections possible) (03) Outdoor activities such as playing basketball, swimming, or climbing mountain | discrete | numeric-1.0 | 1826  | 0       | -        |
| 47 | fs504004 | 4. What do you usually do when you are with them? (multiple selections possible) (04) Playing video game                                                            | discrete | numeric-1.0 | 1826  | 0       | -        |
| 48 | fs504005 | 4. What do you usually do when you are with them? (multiple selections possible) (05) Playing cards, playing mahjong                                                | discrete | numeric-1.0 | 1826  | 0       | -        |
| 49 | fs504006 | 4. What do you usually do when you are with them? (multiple selections possible) (06) Chatting                                                                      | discrete | numeric-1.0 | 1826  | 0       | -        |
| 50 | fs504007 | 4. What do you usually do when you are with them? (multiple selections possible) (07) Discussing homework                                                           | discrete | numeric-1.0 | 1826  | 0       | -        |
| 51 | fs504008 | 4. What do you usually do when you are with them? (multiple selections possible) (08) Eating out together                                                           | discrete | numeric-1.0 | 1826  | 0       | -        |



| #  | Name     | Label                                                                                                                                          | Type     | Format      | Valid | Invalid | Question |
|----|----------|------------------------------------------------------------------------------------------------------------------------------------------------|----------|-------------|-------|---------|----------|
| 52 | fs504009 | 4. What do you usually do when you are with them?<br>(multiple selections possible)<br>(09) Going to KTV                                       | discrete | numeric-1.0 | 1826  | 0       | -        |
| 53 | fs504010 | 4. What do you usually do when you are with them?<br>(multiple selections possible)<br>(10) Smoking, drinking alcohol, or taking illicit drugs | discrete | numeric-1.0 | 1826  | 0       | -        |
| 54 | fs504011 | 4. What do you usually do when you are with them?<br>(multiple selections possible)<br>(11) Dancing                                            | discrete | numeric-1.0 | 1826  | 0       | -        |
| 55 | fs504012 | 4. What do you usually do when you are with them?<br>(multiple selections possible)<br>(12) Other,                                             | discrete | numeric-1.0 | 1826  | 0       | -        |
| 56 | fs505a01 | 5. In the past year, did your closest friend(s) do the following? (1) Smoking                                                                  | discrete | numeric-1.0 | 1826  | 0       | -        |
| 57 | fs505a02 | 5. In the past year, did your closest friend(s) do the following? (2) Drinking alcohol                                                         | discrete | numeric-1.0 | 1826  | 0       | -        |
| 58 | fs505a03 | 5. In the past year, did your closest friend(s) do the following? (3) Running away from home                                                   | discrete | numeric-1.0 | 1826  | 0       | -        |
| 59 | fs505a04 | 5. In the past year, did your closest friend(s) do the following? (4) Stealing                                                                 | discrete | numeric-1.0 | 1826  | 0       | -        |
| 60 | fs505a05 | 5. In the past year, did your closest friend(s) do the following? (5) Fighting                                                                 | discrete | numeric-1.0 | 1826  | 0       | -        |
| 61 | fs505a06 | 5. In the past year, did your closest friend(s) do the following? (6) Using illicit drugs such as MDMA or all purpose adhesive                 | discrete | numeric-1.0 | 1826  | 0       | -        |
| 62 | fs505b01 | 5. In the past year, did your closest friend(s) do the following? How about you?<br>(1) Smoking                                                | discrete | numeric-1.0 | 1826  | 0       | -        |
| 63 | fs505b02 | 5. In the past year, did your closest friend(s) do the following? How about you?<br>(2) Drinking alcohol                                       | discrete | numeric-1.0 | 1826  | 0       | -        |
| 64 | fs505b03 | 5. In the past year, did your closest friend(s) do the following? How about you?<br>(3) Running away from home                                 | discrete | numeric-1.0 | 1826  | 0       | -        |
| 65 | fs505b04 | 5. In the past year, did your closest friend(s) do the following? How about you?<br>(4) Stealing                                               | discrete | numeric-1.0 | 1826  | 0       | -        |
| 66 | fs505b05 | 5. In the past year, did your closest friend(s) do the                                                                                         | discrete | numeric-1.0 | 1826  | 0       | -        |

| #  | Name     | Label                                                                                                                                            | Type     | Format      | Valid | Invalid | Question |
|----|----------|--------------------------------------------------------------------------------------------------------------------------------------------------|----------|-------------|-------|---------|----------|
|    |          | following? How about you?<br>(5) Fighting                                                                                                        |          |             |       |         |          |
| 67 | fs505b06 | 5. In the past year, did your closest friend(s) do the following? How about you?<br>(6) Using illicit drugs such as MDMA or all purpose adhesive | discrete | numeric-1.0 | 1826  | 0       | -        |
| 68 | fs506000 | 6. Except the closest friends, did you drift apart from other friends in the past year?                                                          | discrete | numeric-1.0 | 1826  | 0       | -        |
| 69 | fs506a01 | 6. Except the closest friends, did you drift apart from other friends in the past year?If so, why?(1) Busy with school                           | discrete | numeric-1.0 | 1826  | 0       | -        |
| 70 | fs506a02 | 6. Except the closest friends, did you drift apart from other friends in the past year?If so, why?(2) Busy with work                             | discrete | numeric-1.0 | 1826  | 0       | -        |
| 71 | fs506a03 | 6. Except the closest friends, did you drift apart from other friends in the past year?If so, why?(3) Incompatible personality                   | discrete | numeric-1.0 | 1826  | 0       | -        |
| 72 | fs506a04 | 6. Except the closest friends, did you drift apart from other friends in the past year?If so, why?(4) Argument                                   | discrete | numeric-1.0 | 1826  | 0       | -        |
| 73 | fs506a05 | 6. Except the closest friends, did you drift apart from other friends in the past year?If so, why?(5) Meeting each other less frequently         | discrete | numeric-1.0 | 1826  | 0       | -        |
| 74 | fs506a06 | 6. Except the closest friends, did you drift apart from other friends in the past year?If so, why?(6) Other,                                     | discrete | numeric-1.0 | 1826  | 0       | -        |

### Group Personal Experience

| # | Name     | Label                                                                                                                                                | Type     | Format      | Valid | Invalid | Question |
|---|----------|------------------------------------------------------------------------------------------------------------------------------------------------------|----------|-------------|-------|---------|----------|
| 1 | fs601001 | 1. Have you ever learnt any of the following skills/ talent since you graduated from junior high school? (multiple selections possible)<br>(1) Music | discrete | numeric-1.0 | 1826  | 0       | -        |
| 2 | fs601002 | 1. Have you ever learnt any of the following skills/talent since you graduated from junior high school? (multiple selections possible)(2) Dance      | discrete | numeric-1.0 | 1826  | 0       | -        |
| 3 | fs601003 | 1. Have you ever learnt any of the following skills/talent since you graduated from junior high school? (multiple selections possible) (3) Arts      | discrete | numeric-1.0 | 1826  | 0       | -        |
| 4 | fs601004 | 1. Have you ever learnt any of the following skills/                                                                                                 | discrete | numeric-1.0 | 1826  | 0       | -        |

| #  | Name     | Label                                                                                                                                                             | Type     | Format      | Valid | Invalid | Question |
|----|----------|-------------------------------------------------------------------------------------------------------------------------------------------------------------------|----------|-------------|-------|---------|----------|
|    |          | talent since you graduated from junior high school? (multiple selections possible) (4) Calligraphy                                                                |          |             |       |         |          |
| 5  | fs601005 | 1. Have you ever learnt any of the following skills/talent since you graduated from junior high school? (multiple selections possible) (5) Chess                  | discrete | numeric-1.0 | 1826  | 0       | -        |
| 6  | fs601006 | 1. Have you ever learnt any of the following skills/talent since you graduated from junior high school? (multiple selections possible) (6) Sports or martial arts | discrete | numeric-1.0 | 1826  | 0       | -        |
| 7  | fs601007 | 1. Have you ever learnt any of the following skills/talent since you graduated from junior high school? (multiple selections possible) (7) Computer               | discrete | numeric-1.0 | 1826  | 0       | -        |
| 8  | fs601008 | 1. Have you ever learnt any of the following skills/talent since you graduated from junior high school? (multiple selections possible) (8) None                   | discrete | numeric-1.0 | 1826  | 0       | -        |
| 9  | fs601009 | 1. Have you ever learnt any of the following skills/talent since you graduated from junior high school? (multiple selections possible) (9) Other                  | discrete | numeric-1.0 | 1826  | 0       | -        |
| 10 | fs602000 | 2. Have you ever volunteered?                                                                                                                                     | discrete | numeric-1.0 | 1826  | 0       | -        |
| 11 | fs602a00 | 2. Have you ever volunteered?(1) Yes, for:                                                                                                                        | discrete | numeric-1.0 | 1826  | 0       | -        |
| 12 | fs603000 | 3. Have you ever moved house?                                                                                                                                     | discrete | numeric-1.0 | 1826  | 0       | -        |
| 13 | fs603a01 | 3. Have you ever moved house? When? (Elementary)                                                                                                                  | discrete | numeric-1.0 | 1826  | 0       | -        |
| 14 | fs603a02 | 3. Have you ever moved house? How many times? (Elementary)                                                                                                        | discrete | numeric-2.0 | 1826  | 0       | -        |
| 15 | fs603a03 | 3. Have you ever moved house? What is the longest distance of the move? (Elementary)                                                                              | discrete | numeric-1.0 | 1826  | 0       | -        |
| 16 | fs603b01 | 3. Have you ever moved house? When? (junior high school)                                                                                                          | discrete | numeric-1.0 | 1826  | 0       | -        |
| 17 | fs603b02 | 3. Have you ever moved house? How many times? (junior high school)                                                                                                | discrete | numeric-2.0 | 1826  | 0       | -        |
| 18 | fs603b03 | 3. Have you ever moved house? What is the longest distance of the move? (junior high school)                                                                      | discrete | numeric-1.0 | 1826  | 0       | -        |
| 19 | fs603c01 | 3. Have you ever moved house? When? (graduating)                                                                                                                  | discrete | numeric-1.0 | 1826  | 0       | -        |

| #  | Name     | Label                                                                                     | Type     | Format      | Valid | Invalid | Question |
|----|----------|-------------------------------------------------------------------------------------------|----------|-------------|-------|---------|----------|
| 20 | fs603c02 | 3. Have you ever moved house? How many times? (graduating)                                | discrete | numeric-2.0 | 1826  | 0       | -        |
| 21 | fs603c03 | 3. Have you ever moved house? What is the longest distance of the move? (graduating)      | discrete | numeric-1.0 | 1826  | 0       | -        |
| 22 | fs604000 | 4. Have you ever transferred to another school?                                           | discrete | numeric-1.0 | 1826  | 0       | -        |
| 23 | fs604a01 | 4. Have you ever transferred to another school? Elementary?                               | discrete | numeric-1.0 | 1826  | 0       | -        |
| 24 | fs604a02 | 4. Have you ever transferred to another school? When? (Elementary)                        | discrete | numeric-2.0 | 1826  | 0       | -        |
| 25 | fs604b01 | 4. Have you ever transferred to another school? When? (junior high school)                | discrete | numeric-1.0 | 1826  | 0       | -        |
| 26 | fs604b02 | 4. Have you ever transferred to another school? When? (junior high school )               | discrete | numeric-2.0 | 1826  | 0       | -        |
| 27 | fs604c01 | 4. Have you ever transferred to another school? When? (Graduating)                        | discrete | numeric-1.0 | 1826  | 0       | -        |
| 28 | fs604c02 | 4. Have you ever transferred to another school? When? (Graduating)                        | discrete | numeric-2.0 | 1826  | 0       | -        |
| 29 | fs605000 | 5. Have you ever studied abroad since you were in elementary school?                      | discrete | numeric-1.0 | 1826  | 0       | -        |
| 30 | fs606000 | 6. Have you ever attended summer camp or winter camp since you were in elementary school? | discrete | numeric-1.0 | 1826  | 0       | -        |
| 31 | fs606a01 | 6.Which type? (multiple selections possible) (1) Natural science                          | discrete | numeric-1.0 | 1826  | 0       | -        |
| 32 | fs606a02 | 6.Which type? (multiple selections possible) (2) Humanities, social science               | discrete | numeric-1.0 | 1826  | 0       | -        |
| 33 | fs606a03 | 6.Which type? (multiple selections possible) (3) Culture and arts                         | discrete | numeric-1.0 | 1826  | 0       | -        |
| 34 | fs606a04 | 6.Which type? (multiple selections possible) (4) Sports                                   | discrete | numeric-1.0 | 1826  | 0       | -        |
| 35 | fs606a05 | 6.Which type? (multiple selections possible) (4) Sports                                   | discrete | numeric-1.0 | 1826  | 0       | -        |
| 36 | fs606a06 | 6.Which type? (multiple selections possible) (6) Other                                    | discrete | numeric-1.0 | 1826  | 0       | -        |
| 37 | fs607000 | 7. Have you ever visited aboard? (multiple selections possible)                           | discrete | numeric-1.0 | 1826  | 0       | -        |
| 38 | fs607a01 | 7.Which countries have you ever visited? (multiple                                        | discrete | numeric-1.0 | 1826  | 0       | -        |

| #  | Name     | Label                                                                                                                           | Type     | Format      | Valid | Invalid | Question |
|----|----------|---------------------------------------------------------------------------------------------------------------------------------|----------|-------------|-------|---------|----------|
|    |          | selections possible)(01)<br>Japan                                                                                               |          |             |       |         |          |
| 39 | fs607a02 | 7.Which countries have you ever visited? (multiple selections possible)(02)<br>Korea                                            | discrete | numeric-1.0 | 1826  | 0       | -        |
| 40 | fs607a03 | 7.Which countries have you ever visited? (multiple selections possible)(03)<br>China                                            | discrete | numeric-1.0 | 1826  | 0       | -        |
| 41 | fs607a04 | 7.Which countries have you ever visited? (multiple selections possible)(04)<br>Singapore                                        | discrete | numeric-1.0 | 1826  | 0       | -        |
| 42 | fs607a05 | 7.Which countries have you ever visited? (multiple selections possible)(05)<br>Southeast Asian countries (aside from Singapore) | discrete | numeric-1.0 | 1826  | 0       | -        |
| 43 | fs607a06 | 7.Which countries have you ever visited? (multiple selections possible)(06)<br>U.S.A                                            | discrete | numeric-1.0 | 1826  | 0       | -        |
| 44 | fs607a07 | 7.Which countries have you ever visited? (multiple selections possible)(07)<br>Canada                                           | discrete | numeric-1.0 | 1826  | 0       | -        |
| 45 | fs607a08 | 7.Which countries have you ever visited? (multiple selections possible)(08)<br>Australia, New Zealand                           | discrete | numeric-1.0 | 1826  | 0       | -        |
| 46 | fs607a09 | 7.Which countries have you ever visited? (multiple selections possible)(09)<br>England                                          | discrete | numeric-1.0 | 1826  | 0       | -        |
| 47 | fs607a10 | 7.Which countries have you ever visited? (multiple selections possible)(10)<br>Other European countries (aside from England)    | discrete | numeric-1.0 | 1826  | 0       | -        |
| 48 | fs607a11 | 7.Which countries have you ever visited? (multiple selections possible)(11) Hong Kong, Macau                                    | discrete | numeric-1.0 | 1826  | 0       | -        |
| 49 | fs607a12 | 7.Which countries have you ever visited? (multiple selections possible) (12)<br>Other                                           | discrete | numeric-1.0 | 1826  | 0       | -        |
| 50 | fs608001 | 8. How much do you agree with the following descriptions of yourself?(1) I can not solve some personal problems                 | discrete | numeric-1.0 | 1826  | 0       | -        |
| 51 | fs608002 | 8. How much do you agree with the following descriptions of yourself?(2) I can not control what happens to me                   | discrete | numeric-1.0 | 1826  | 0       | -        |

| #  | Name     | Label                                                                                                                                                          | Type     | Format      | Valid | Invalid | Question |
|----|----------|----------------------------------------------------------------------------------------------------------------------------------------------------------------|----------|-------------|-------|---------|----------|
| 52 | fs608003 | 8. How much do you agree with the following descriptions of yourself?(3) I am optimistic about myself                                                          | discrete | numeric-1.0 | 1826  | 0       | -        |
| 53 | fs608004 | 8. How much do you agree with the following descriptions of yourself?(4) I am satisfied with myself                                                            | discrete | numeric-1.0 | 1826  | 0       | -        |
| 54 | fs608005 | 8. How much do you agree with the following descriptions of yourself?(5) Sometimes I feel useless                                                              | discrete | numeric-1.0 | 1826  | 0       | -        |
| 55 | fs608006 | 8. How much do you agree with the following descriptions of yourself?(6) Sometimes I feel that I do not have any desirable qualities                           | discrete | numeric-1.0 | 1826  | 0       | -        |
| 56 | fs609001 | 9. In the past week, did you experience any of the following symptoms? If so, how severe were they?(1) Headache                                                | discrete | numeric-1.0 | 1826  | 0       | -        |
| 57 | fs609002 | 9. In the past week, did you experience any of the following symptoms? If so, how severe were they?(2) Dizziness                                               | discrete | numeric-1.0 | 1826  | 0       | -        |
| 58 | fs609003 | 9. In the past week, did you experience any of the following symptoms? If so, how severe were they?(3) Loneliness                                              | discrete | numeric-1.0 | 1826  | 0       | -        |
| 59 | fs609004 | 9. In the past week, did you experience any of the following symptoms? If so, how severe were they?(4) Depression                                              | discrete | numeric-1.0 | 1826  | 0       | -        |
| 60 | fs609005 | 9. In the past week, did you experience any of the following symptoms? If so, how severe were they?(5) Excessive worrying                                      | discrete | numeric-1.0 | 1826  | 0       | -        |
| 61 | fs609006 | 9. In the past week, did you experience any of the following symptoms? If so, how severe were they?(6) Muscle pain/sore                                        | discrete | numeric-1.0 | 1826  | 0       | -        |
| 62 | fs609007 | 9. In the past week, did you experience any of the following symptoms? If so, how severe were they?(7) Insomnia, having trouble sleeping                       | discrete | numeric-1.0 | 1826  | 0       | -        |
| 63 | fs609008 | 9. In the past week, did you experience any of the following symptoms? If so, how severe were they?(8) Numbness and tingling pain in certain parts of the body | discrete | numeric-1.0 | 1826  | 0       | -        |

| #  | Name     | Label                                                                                                                                                                                      | Type     | Format      | Valid | Invalid | Question |
|----|----------|--------------------------------------------------------------------------------------------------------------------------------------------------------------------------------------------|----------|-------------|-------|---------|----------|
| 64 | fs609009 | 9. In the past week, did you experience any of the following symptoms? If so, how severe were they?(9) Feeling like your throat is clogged                                                 | discrete | numeric-1.0 | 1826  | 0       | -        |
| 65 | fs609010 | 9. In the past week, did you experience any of the following symptoms? If so, how severe were they?(10) Weakness in certain parts of the body                                              | discrete | numeric-1.0 | 1826  | 0       | -        |
| 66 | fs609011 | 9. In the past week, did you experience any of the following symptoms? If so, how severe were they? (11) Desire to hit or hurt somebody                                                    | discrete | numeric-1.0 | 1826  | 0       | -        |
| 67 | fs609012 | 9. In the past week, did you experience any of the following symptoms? If so, how severe were they? (12) Waking up too early in the morning and not falling asleep after you lay back down | discrete | numeric-1.0 | 1826  | 0       | -        |
| 68 | fs609013 | 9. In the past week, did you experience any of the following symptoms? If so, how severe were they?(13) Not sleeping well or waking up constantly throughout your sleep                    | discrete | numeric-1.0 | 1826  | 0       | -        |
| 69 | fs609014 | 9. In the past week, did you experience any of the following symptoms? If so, how severe were they?(14) Arguing frequently with others                                                     | discrete | numeric-1.0 | 1826  | 0       | -        |
| 70 | fs609015 | 9. In the past week, did you experience any of the following symptoms? If so, how severe were they? (15) Yelling/screaming or throwing things                                              | discrete | numeric-1.0 | 1826  | 0       | -        |
| 71 | fs609016 | 9. In the past week, did you experience any of the following symptoms? If so, how severe were they?(16) Losing the will to live                                                            | discrete | numeric-1.0 | 1826  | 0       | -        |
| 72 | fs610000 | 10. Generally speaking, are you happy lately?                                                                                                                                              | discrete | numeric-1.0 | 1826  | 0       | -        |
| 73 | fs611000 | 11. Generally, how is your health condition?                                                                                                                                               | discrete | numeric-1.0 | 1826  | 0       | -        |
| 74 | fs612a01 | 12. What time do you usually go to bed on weekend or on holidays: __hour                                                                                                                   | discrete | numeric-2.0 | 1826  | 0       | -        |
| 75 | fs612a02 | 12. What time do you usually go to bed on weekend or on holidays: __minute                                                                                                                 | discrete | numeric-2.0 | 1826  | 0       | -        |

| #  | Name     | Label                                                                                                                                    | Type       | Format      | Valid | Invalid | Question |
|----|----------|------------------------------------------------------------------------------------------------------------------------------------------|------------|-------------|-------|---------|----------|
| 76 | fs612b01 | 12. What time do you get up on weekend or on holidays__hour                                                                              | discrete   | numeric-2.0 | 1826  | 0       | -        |
| 77 | fs612b02 | 12. What time do you get up on weekend or on holidays__minute                                                                            | discrete   | numeric-2.0 | 1826  | 0       | -        |
| 78 | fs613a01 | 13. What time do usually go to bed on weekdays: __ hour                                                                                  | discrete   | numeric-2.0 | 1826  | 0       | -        |
| 79 | fs613a02 | 13. What time do usually go to bed on weekdays: __minute                                                                                 | discrete   | numeric-2.0 | 1826  | 0       | -        |
| 80 | fs613b01 | 13. What time do you get up on weekdays__ hour                                                                                           | discrete   | numeric-2.0 | 1826  | 0       | -        |
| 81 | fs613b02 | 13. What time do you get up on weekdays__minute                                                                                          | discrete   | numeric-2.0 | 1826  | 0       | -        |
| 82 | fs614000 | 14. Since last September, how many days on average in a typical week have you been out for dinner                                        | discrete   | numeric-1.0 | 1826  | 0       | -        |
| 83 | fs615000 | 15. Since last September, how many days on average in a typical week have you had dinner with your parents?                              | discrete   | numeric-1.0 | 1826  | 0       | -        |
| 84 | fs616a01 | 16. How much free time do you have every day (excluding class/work time, tutoring, or sleeping time)? __ hour during holiday             | continuous | numeric-2.0 | 1826  | 0       | -        |
| 85 | fs616a02 | 16. How much free time do you have every day (excluding class/work time, tutoring, or sleeping time)? __ minute during holiday,          | discrete   | numeric-2.0 | 1826  | 0       | -        |
| 86 | fs616b01 | 16. How much free time do you have every day (excluding class/work time, tutoring, or sleeping time)? __ hour normally                   | continuous | numeric-2.0 | 1826  | 0       | -        |
| 87 | fs616b02 | 16. How much free time do you have every day (excluding class/work time, tutoring, or sleeping time)? __ minute normally                 | discrete   | numeric-2.0 | 1826  | 0       | -        |
| 88 | fs617000 | 17. In the recent month, how much time on average do you spent watching news on TV every day?                                            | discrete   | numeric-1.0 | 1826  | 0       | -        |
| 89 | fs618000 | 18. In the recent month, how much time on average do you spent reading newspaper every day?                                              | discrete   | numeric-1.0 | 1826  | 0       | -        |
| 90 | fs619001 | 19. Do you normally keep up with the following news through mass media such as television, radio, newspaper, or internet? (1) Local news | discrete   | numeric-1.0 | 1826  | 0       | -        |
| 91 | fs619002 | 19. Do you normally keep up with the following news                                                                                      | discrete   | numeric-1.0 | 1826  | 0       | -        |



| #   | Name     | Label                                                                                                                                                                                      | Type     | Format      | Valid | Invalid | Question |
|-----|----------|--------------------------------------------------------------------------------------------------------------------------------------------------------------------------------------------|----------|-------------|-------|---------|----------|
|     |          | through mass media such as television, radio, newspaper, or internet? (2) News related to job or entering the workforce                                                                    |          |             |       |         |          |
| 92  | fs619003 | 19. Do you normally keep up with the following news through mass media such as television, radio, newspaper, or internet? (3) News related to education or entering high school/university | discrete | numeric-1.0 | 1826  | 0       | -        |
| 93  | fs619004 | 19. Do you normally keep up with the following news through mass media such as television, radio, newspaper, or internet? (4) Entertainment news                                           | discrete | numeric-1.0 | 1826  | 0       | -        |
| 94  | fs619005 | 19. Do you normally keep up with the following news through mass media such as television, radio, newspaper, or internet? (5) News related to society and security                         | discrete | numeric-1.0 | 1826  | 0       | -        |
| 95  | fs619006 | 19. Do you normally keep up with the following news through mass media such as television, radio, newspaper, or internet? (6) Sports news                                                  | discrete | numeric-1.0 | 1826  | 0       | -        |
| 96  | fs619007 | 19. Do you normally keep up with the following news through mass media such as television, radio, newspaper, or internet? (7) National news                                                | discrete | numeric-1.0 | 1826  | 0       | -        |
| 97  | fs619008 | 19. Do you normally keep up with the following news through mass media such as television, radio, newspaper, or internet? (8) World news                                                   | discrete | numeric-1.0 | 1826  | 0       | -        |
| 98  | fs620000 | 20. How much time on average do you spend studying, attending tutoring, and doing assignments during holidays/weekends since last September?                                               | discrete | numeric-2.0 | 1826  | 0       | -        |
| 99  | fs621000 | 21. How much time on average do you spend studying, tutoring, and doing assignments except for class time since last September?                                                            | discrete | numeric-2.0 | 1826  | 0       | -        |
| 100 | fs622000 | 22. Do you currently have a boyfriend/girlfriend?                                                                                                                                          | discrete | numeric-1.0 | 1826  | 0       | -        |
| 101 | fs623000 | 23. How old is your boyfriend/girlfriend?                                                                                                                                                  | discrete | numeric-2.0 | 1826  | 0       | -        |
| 102 | fs624001 | 24. How long have you been dating each other: _____years                                                                                                                                   | discrete | numeric-2.0 | 1826  | 0       | -        |

| #   | Name     | Label                                                                                                                                            | Type     | Format      | Valid | Invalid | Question |
|-----|----------|--------------------------------------------------------------------------------------------------------------------------------------------------|----------|-------------|-------|---------|----------|
| 103 | fs624002 | 24. How long have you been dating each other: _____month                                                                                         | discrete | numeric-2.0 | 1826  | 0       | -        |
| 104 | fs625000 | 25. How often do you meet him/her after school/work?                                                                                             | discrete | numeric-1.0 | 1826  | 0       | -        |
| 105 | fs626000 | 26. Are you satisfied with your relationship with him/her?                                                                                       | discrete | numeric-1.0 | 1826  | 0       | -        |
| 106 | fs627001 | 27. Does your current boyfriend/girlfriend affect you on the following things: (multiple selections possible)<br>(1) Time management             | discrete | numeric-1.0 | 1826  | 0       | -        |
| 107 | fs627002 | 27. Does your current boyfriend/girlfriend affect you on the following things: (multiple selections possible)<br>(2) Financial budget            | discrete | numeric-1.0 | 1826  | 0       | -        |
| 108 | fs627003 | 27. Does your current boyfriend/girlfriend affect you on the following things: (multiple selections possible)<br>(3) Preparation for school work | discrete | numeric-1.0 | 1826  | 0       | -        |
| 109 | fs627004 | 27. Does your current boyfriend/girlfriend affect you on the following things: (multiple selections possible)<br>(4) None of the above           | discrete | numeric-1.0 | 1826  | 0       | -        |
| 110 | fs628000 | 28. Did you engage in sexual intercourse with him/her?                                                                                           | discrete | numeric-1.0 | 1826  | 0       | -        |
| 111 | fs629f00 | 29. Do your father know you are dating your boyfriend/girlfriend?                                                                                | discrete | numeric-1.0 | 1826  | 0       | -        |
| 112 | fs629f01 | 29. Do your father know you are dating your boyfriend/girlfriend?                                                                                | discrete | numeric-1.0 | 1826  | 0       | -        |
| 113 | fs629m00 | 29. Do your mother know you are dating your boyfriend/girlfriend?                                                                                | discrete | numeric-1.0 | 1826  | 0       | -        |
| 114 | fs629m01 | 29. Do your mother know you are dating your boyfriend/girlfriend?                                                                                | discrete | numeric-1.0 | 1826  | 0       | -        |
| 115 | fs629a00 | 29. Do your friends know you are dating your boyfriend/girlfriend?                                                                               | discrete | numeric-1.0 | 1826  | 0       | -        |
| 116 | fs629a01 | 29. Do your friends know you are dating your boyfriend/girlfriend?                                                                               | discrete | numeric-1.0 | 1826  | 0       | -        |
| 117 | fs630000 | 30. What is your religious belief? (select one)                                                                                                  | discrete | numeric-2.0 | 1826  | 0       | -        |
| 118 | fs631000 | 31. When did you start believing it?                                                                                                             | discrete | numeric-1.0 | 1826  | 0       | -        |
| 119 | fs632000 | 32. Are you devoted to the particular religion?                                                                                                  | discrete | numeric-1.0 | 1826  | 0       | -        |

| #   | Name     | Label                                                                                                                    | Type       | Format      | Valid | Invalid | Question |
|-----|----------|--------------------------------------------------------------------------------------------------------------------------|------------|-------------|-------|---------|----------|
| 120 | fs633000 | 33. How often do you go to temple for worshipping, attend church gathering, or participate in religious activity?        | discrete   | numeric-2.0 | 1826  | 0       | -        |
| 121 | fs634000 | 34. How often do you use the internet?                                                                                   | discrete   | numeric-1.0 | 1826  | 0       | -        |
| 122 | fs635000 | 35. How much time on average do you spend online every time?                                                             | discrete   | numeric-1.0 | 1826  | 0       | -        |
| 123 | fs636000 | 36. How often do you go to the internet cafe?                                                                            | discrete   | numeric-1.0 | 1826  | 0       | -        |
| 124 | fs637000 | 37. Do you have allowance? (not including money for necessities such as textbooks, transportation, and food)             | discrete   | numeric-1.0 | 1826  | 0       | -        |
| 125 | fs637a00 | 37. Do you have allowance? (not including money for necessities such as textbooks, transportation, and food)<br>_____TWD | continuous | numeric-5.0 | 1826  | 0       | -        |

# Variables Description

**Dataset contains 568 variable(s)**

## File : j1w6s\_Jan2017

### # id: Sample Identification

|             |                                                                 |
|-------------|-----------------------------------------------------------------|
| Information | [Type= continuous] [Format=numeric] [Range= 1-9999] [Missing=*] |
|-------------|-----------------------------------------------------------------|

|                    |                                |
|--------------------|--------------------------------|
| Statistics [NW/ W] | [Valid=1826 /-] [Invalid=0 /-] |
|--------------------|--------------------------------|

| Value | Label   | Cases | Percentage |
|-------|---------|-------|------------|
| 9999  | missing |       |            |

Warning: these figures indicate the number of cases found in the data file. They cannot be interpreted as summary statistics of the population of interest.

### # id1: New Sample Identification

|             |                                                                      |
|-------------|----------------------------------------------------------------------|
| Information | [Type= continuous] [Format=numeric] [Range= 10001-30627] [Missing=*] |
|-------------|----------------------------------------------------------------------|

|                    |                                                                         |
|--------------------|-------------------------------------------------------------------------|
| Statistics [NW/ W] | [Valid=1826 /-] [Invalid=0 /-] [Mean=19656.186 /-] [StdDev=7908.588 /-] |
|--------------------|-------------------------------------------------------------------------|

### # fs101000: 1.Do you currently have a full-time or part-time job?

|             |                                                            |
|-------------|------------------------------------------------------------|
| Information | [Type= discrete] [Format=numeric] [Range= 1-9] [Missing=*] |
|-------------|------------------------------------------------------------|

|                    |                                |
|--------------------|--------------------------------|
| Statistics [NW/ W] | [Valid=1826 /-] [Invalid=0 /-] |
|--------------------|--------------------------------|








| Value | Label                      | Cases | Percentage                                                                                |
|-------|----------------------------|-------|-------------------------------------------------------------------------------------------|
| 1     | Yes                        | 316   |  17.3% |
| 2     | No (proceed to Question 5) | 1510  |  82.7% |
| 9     | Missing                    | 0     |                                                                                           |

Warning: these figures indicate the number of cases found in the data file. They cannot be interpreted as summary statistics of the population of interest.

### # fs102a00: 2.What is your work schedule like? For example how many hours do you work every week (including overtime shifts)?Your working shifts?

|             |                                                            |
|-------------|------------------------------------------------------------|
| Information | [Type= discrete] [Format=numeric] [Range= 0-9] [Missing=*] |
|-------------|------------------------------------------------------------|

|                    |                                |
|--------------------|--------------------------------|
| Statistics [NW/ W] | [Valid=1826 /-] [Invalid=0 /-] |
|--------------------|--------------------------------|

| Value | Label                        | Cases | Percentage                                                                                  |
|-------|------------------------------|-------|---------------------------------------------------------------------------------------------|
| 0     | Skip                         | 1510  |  82.7% |
| 1     | Fixed during day             | 124   |  6.8%  |
| 2     | Fixed at night               | 83    |  4.5%  |
| 3     | Rotate between day and night | 23    |  1.3%  |
| 4     | From day to night            | 61    |  3.3%  |
| 5     | Other, please specify        | 19    |  1.0%  |
| 9     | Missing                      | 6     |  0.3%  |

Warning: these figures indicate the number of cases found in the data file. They cannot be interpreted as summary statistics of the population of interest.

### # fs102b00: 2.What is your work schedule like? For example how many hours do you work every week (including overtime shifts)?On average, you work \_\_\_\_ hours weekly.?

|             |                                                               |
|-------------|---------------------------------------------------------------|
| Information | [Type= continuous] [Format=numeric] [Range= 0-99] [Missing=*] |
|-------------|---------------------------------------------------------------|

|                    |                                |
|--------------------|--------------------------------|
| Statistics [NW/ W] | [Valid=1826 /-] [Invalid=0 /-] |
|--------------------|--------------------------------|

| Value | Label   | Cases | Percentage                                                                                  |
|-------|---------|-------|---------------------------------------------------------------------------------------------|
| 0     | Skip    | 1510  |  99.5% |
| 99    | Missing | 8     |  0.5%  |

Warning: these figures indicate the number of cases found in the data file. They cannot be interpreted as summary statistics of the population of interest.

### # fs103000: 3.How much do you get monthly from the current job (fixed wage)?

|             |                                                             |
|-------------|-------------------------------------------------------------|
| Information | [Type= discrete] [Format=numeric] [Range= 0-99] [Missing=*] |
|-------------|-------------------------------------------------------------|

|                    |                                |
|--------------------|--------------------------------|
| Statistics [NW/ W] | [Valid=1826 /-] [Invalid=0 /-] |
|--------------------|--------------------------------|

## File : j1w6s\_Jan2017

### # fs103000: 3.How much do you get monthly from the current job (fixed wage)?

| Value | Label               | Cases | Percentage |
|-------|---------------------|-------|------------|
| 0     | Skip                | 1510  | 82.7%      |
| 1     | No fixed wage       | 65    | 3.6%       |
| 2     | Less than 10000 TWD | 86    | 4.7%       |
| 3     | 10,000-19,999 TWD   | 120   | 6.6%       |
| 4     | 20,000-29,999 TWD   | 38    | 2.1%       |
| 5     | 30,000-39,999 TWD   | 4     | 0.2%       |
| 6     | 40,000-49,999 TWD   | 2     | 0.1%       |
| 7     | 50,000 TWD or more  | 0     |            |
| 98    | Refusing to answer  | 1     | 0.1%       |
| 99    | Missing             | 0     |            |

Warning: these figures indicate the number of cases found in the data file. They cannot be interpreted as summary statistics of the population of interest.

### # fs104000: 4.Generally speaking, are you satisfied with this job?

| Information        |                   | [Type= discrete] [Format=numeric] [Range= 0-9] [Missing=*] |                   |       |
|--------------------|-------------------|------------------------------------------------------------|-------------------|-------|
| Statistics [NW/ W] |                   | [Valid=1826 /-] [Invalid=0 /-]                             |                   |       |
| Value              | Label             | Cases                                                      | Percentage        |       |
| 0                  | Skip              | 1510                                                       | <div></div>       | 82.7% |
| 1                  | Very satisfied    | 37                                                         | <div></div> 2.0%  |       |
| 2                  | Satisfied         | 233                                                        | <div></div> 12.8% |       |
| 3                  | Dissatisfied      | 40                                                         | <div></div> 2.2%  |       |
| 4                  | Very dissatisfied | 5                                                          | <div></div> 0.3%  |       |
| 9                  | Missing           | 1                                                          | <div></div> 0.1%  |       |

Warning: these figures indicate the number of cases found in the data file. They cannot be interpreted as summary statistics of the population of interest.

### # fs105000: 5.Do you currently attend school?

| Information        |                                    | [Type= discrete] [Format=numeric] [Range= 1-9] [Missing=*] |             |       |
|--------------------|------------------------------------|------------------------------------------------------------|-------------|-------|
| Statistics [NW/ W] |                                    | [Valid=1826 /-] [Invalid=0 /-]                             |             |       |
| Value              | Label                              | Cases                                                      | Percentage  |       |
| 1                  | Yes                                | 1727                                                       | <div></div> | 94.6% |
| 2                  | No (proceed to Page 7 Question 57) | 99                                                         | <div></div> | 5.4%  |
| 9                  | Missing                            | 0                                                          |             |       |

Warning: these figures indicate the number of cases found in the data file. They cannot be interpreted as summary statistics of the population of interest.

### # fs105a00: 5.Do you currently attend school?What school do you currently attend?

| Information        |                        | [Type= discrete] [Format=numeric] [Range= 0-9] [Missing=*] |                              |
|--------------------|------------------------|------------------------------------------------------------|------------------------------|
| Statistics [NW/ W] |                        | [Valid=1826 /-] [Invalid=0 /-]                             |                              |
| Value              | Label                  | Cases                                                      | Percentage                   |
| 0                  | Skip                   | 99                                                         | <div><div></div></div> 5.4%  |
| 1                  | High school            | 843                                                        | <div><div></div></div> 46.2% |
| 2                  | Vocational high school | 766                                                        | <div><div></div></div> 41.9% |
| 3                  | Junior college         | 116                                                        | <div><div></div></div> 6.4%  |
| 8                  | Refusing to answer     | 1                                                          | <div><div></div></div> 0.1%  |
| 9                  | Missing                | 1                                                          | <div><div></div></div> 0.1%  |

Warning: these figures indicate the number of cases found in the data file. They cannot be interpreted as summary statistics of the population of interest.

## File : j1w6s\_Jan2017

# fs105a03: 5.Do you currently attend school?What school do you currently attend?\_\_\_\_\_ total classes in the same grad

**Information** [Type= continuous] [Format=numeric] [Range= 0-99] [Missing=\*]

**Statistics [NW/ W]** [Valid=1826 /-] [Invalid=0 /-]

| Value | Label              | Cases | Percentage |
|-------|--------------------|-------|------------|
| 0     | Skip               | 99    | 38.4%      |
| 97    | Don't know         | 96    | 37.2%      |
| 98    | Refusing to answer | 2     | 0.8%       |
| 99    | Missing            | 61    | 23.6%      |

*Warning: these figures indicate the number of cases found in the data file. They cannot be interpreted as summary statistics of the population of interest.*

# fs106000: 6.Do you study in day class department or night class department?

**Information** [Type= discrete] [Format=numeric] [Range= 0-9] [Missing=\*]

**Statistics [NW/ W]** [Valid=1826 /-] [Invalid=0 /-]

| Value | Label                          | Cases | Percentage |
|-------|--------------------------------|-------|------------|
| 0     | Skip                           | 99    | 5.4%       |
| 1     | Day class department           | 1603  | 87.8%      |
| 2     | Night class department         | 103   | 5.6%       |
| 3     | On-the-job training department | 20    | 1.1%       |
| 9     | Missing                        | 1     | 0.1%       |

*Warning: these figures indicate the number of cases found in the data file. They cannot be interpreted as summary statistics of the population of interest.*

# fs107000: 7.Have you ever changed major or major group since you were 1st year to 3rd year in high school/ vocational high school/junior college?

**Information** [Type= discrete] [Format=numeric] [Range= 0-9] [Missing=\*]

**Statistics [NW/ W]** [Valid=1826 /-] [Invalid=0 /-]

| Value | Label   | Cases | Percentage |
|-------|---------|-------|------------|
| 0     | Skip    | 99    | 5.4%       |
| 1     | Yes     | 142   | 7.8%       |
| 2     | No      | 1585  | 86.8%      |
| 9     | Missing | 0     |            |

*Warning: these figures indicate the number of cases found in the data file. They cannot be interpreted as summary statistics of the population of interest.*

# fs108000: 8.Did you take the Scholastic Achievement Test?

**Information** [Type= discrete] [Format=numeric] [Range= 0-9] [Missing=\*]

**Statistics [NW/ W]** [Valid=1826 /-] [Invalid=0 /-]

| Value | Label                        | Cases | Percentage |
|-------|------------------------------|-------|------------|
| 0     | Skip                         | 99    | 5.4%       |
| 1     | Yes                          | 900   | 49.3%      |
| 2     | No                           | 820   | 44.9%      |
| 6     | Not a 3rd senior high school | 4     | 0.2%       |
| 9     | Missing                      | 3     | 0.2%       |

*Warning: these figures indicate the number of cases found in the data file. They cannot be interpreted as summary statistics of the population of interest.*

# fs108a00: 8.Did you take the Scholastic Achievement Test?s, total level points is level points (please fill in the exact number)

**Information** [Type= continuous] [Format=numeric] [Range= 0-99] [Missing=\*]

## File : j1w6s\_Jan2017

# fs108a00: 8.Did you take the Scholastic Achievement Test?s, total level points is level points (please fill in the exact number)

Statistics [NW/ W] [Valid=1826 /-] [Invalid=0 /-]

| Value | Label              | Cases | Percentage |
|-------|--------------------|-------|------------|
| 0     | Skip               | 923   | 94.7%      |
| 90    | 90 level points    | 0     |            |
| 97    | Don't know         | 39    | 4.0%       |
| 98    | Refusing to answer | 8     | 0.8%       |
| 99    | Missing            | 5     | 0.5%       |

Warning: these figures indicate the number of cases found in the data file. They cannot be interpreted as summary statistics of the population of interest.

# fs108a01: 8.Did you take the Scholastic Achievement Test?Chinese level points

Information [Type= discrete] [Format=numeric] [Range= 0-99] [Missing=\*]

Statistics [NW/ W] [Valid=1826 /-] [Invalid=0 /-]

| Value | Label              | Cases | Percentage |
|-------|--------------------|-------|------------|
| 0     | Skip               | 923   | 50.5%      |
| 2     |                    | 2     | 0.1%       |
| 3     |                    | 2     | 0.1%       |
| 4     |                    | 6     | 0.3%       |
| 5     |                    | 14    | 0.8%       |
| 6     |                    | 30    | 1.6%       |
| 7     |                    | 48    | 2.6%       |
| 8     |                    | 73    | 4.0%       |
| 9     |                    | 107   | 5.9%       |
| 10    |                    | 143   | 7.8%       |
| 11    |                    | 147   | 8.1%       |
| 12    |                    | 107   | 5.9%       |
| 13    |                    | 81    | 4.4%       |
| 14    |                    | 37    | 2.0%       |
| 15    |                    | 19    | 1.0%       |
| 90    | 90 level points    | 1     | 0.1%       |
| 97    | Don't know         | 68    | 3.7%       |
| 98    | Refusing to answer | 10    | 0.5%       |
| 99    | Missing            | 8     | 0.4%       |

Warning: these figures indicate the number of cases found in the data file. They cannot be interpreted as summary statistics of the population of interest.

# fs108a02: 8.Did you take the Scholastic Achievement Test?

Information [Type= discrete] [Format=numeric] [Range= 0-99] [Missing=\*]

Statistics [NW/ W] [Valid=1826 /-] [Invalid=0 /-]

| Value | Label | Cases | Percentage |
|-------|-------|-------|------------|
| 0     | Skip  | 923   | 50.5%      |
| 1     |       | 1     | 0.1%       |
| 2     |       | 9     | 0.5%       |
| 3     |       | 33    | 1.8%       |
| 4     |       | 67    | 3.7%       |
| 5     |       | 65    | 3.6%       |



## File : j1w6s\_Jan2017

### # fs108a02: 8.Did you take the Scholastic Achievement Test?

| Value | Label              | Cases | Percentage |
|-------|--------------------|-------|------------|
| 6     |                    | 74    | 4.1%       |
| 7     |                    | 69    | 3.8%       |
| 8     |                    | 99    | 5.4%       |
| 9     |                    | 73    | 4.0%       |
| 10    |                    | 62    | 3.4%       |
| 11    |                    | 72    | 3.9%       |
| 12    |                    | 66    | 3.6%       |
| 13    |                    | 56    | 3.1%       |
| 14    |                    | 46    | 2.5%       |
| 15    |                    | 25    | 1.4%       |
| 90    | 90 level points    | 0     |            |
| 97    | Don't know         | 68    | 3.7%       |
| 98    | Refusing to answer | 10    | 0.5%       |
| 99    | Missing            | 8     | 0.4%       |

Warning: these figures indicate the number of cases found in the data file. They cannot be interpreted as summary statistics of the population of interest.

### # fs108a03: 8.Did you take the Scholastic Achievement Test?

|                    |                                                             |
|--------------------|-------------------------------------------------------------|
| Information        | [Type= discrete] [Format=numeric] [Range= 0-99] [Missing=*] |
| Statistics [NW/ W] | [Valid=1826 /-] [Invalid=0 /-]                              |

| Value | Label              | Cases | Percentage |
|-------|--------------------|-------|------------|
| 0     | Skip               | 923   | 50.5%      |
| 1     |                    | 11    | 0.6%       |
| 2     |                    | 51    | 2.8%       |
| 3     |                    | 54    | 3.0%       |
| 4     |                    | 104   | 5.7%       |
| 5     |                    | 65    | 3.6%       |
| 6     |                    | 117   | 6.4%       |
| 7     |                    | 63    | 3.5%       |
| 8     |                    | 104   | 5.7%       |
| 9     |                    | 83    | 4.5%       |
| 10    |                    | 46    | 2.5%       |
| 11    |                    | 37    | 2.0%       |
| 12    |                    | 27    | 1.5%       |
| 13    |                    | 22    | 1.2%       |
| 14    |                    | 12    | 0.7%       |
| 15    |                    | 18    | 1.0%       |
| 90    | 90 level points    | 4     | 0.2%       |
| 97    | Don't know         | 67    | 3.7%       |
| 98    | Refusing to answer | 10    | 0.5%       |
| 99    | Missing            | 8     | 0.4%       |

Warning: these figures indicate the number of cases found in the data file. They cannot be interpreted as summary statistics of the population of interest.

### # fs109000: 9.Did you participate in individual application for schools?

|             |                                                            |
|-------------|------------------------------------------------------------|
| Information | [Type= discrete] [Format=numeric] [Range= 0-9] [Missing=*] |
|-------------|------------------------------------------------------------|

## File : j1w6s\_Jan2017

### # fs109000: 9.Did you participate in individual application for schools?

Statistics [NW/ W] [Valid=1826 /-] [Invalid=0 /-]

| Value | Label                        | Cases | Percentage |
|-------|------------------------------|-------|------------|
| 0     | Skip                         | 99    | 5.4%       |
| 1     | Yes                          | 499   | 27.3%      |
| 2     | No                           | 1223  | 67.0%      |
| 6     | Not a 3rd senior high school | 4     | 0.2%       |
| 9     | Missing                      | 1     | 0.1%       |

Warning: these figures indicate the number of cases found in the data file. They cannot be interpreted as summary statistics of the population of interest.

### # fs110000: 10.Did you participate in selection by recommendation process?

Information [Type= discrete] [Format=numeric] [Range= 0-9] [Missing=\*]

Statistics [NW/ W] [Valid=1826 /-] [Invalid=0 /-]

| Value | Label                        | Cases | Percentage |
|-------|------------------------------|-------|------------|
| 0     | Skip                         | 99    | 5.4%       |
| 1     | Yes                          | 483   | 26.5%      |
| 2     | No                           | 1239  | 67.9%      |
| 6     | Not a 3rd senior high school | 4     | 0.2%       |
| 9     | Missing                      | 1     | 0.1%       |

Warning: these figures indicate the number of cases found in the data file. They cannot be interpreted as summary statistics of the population of interest.

### # fs111000: 11. Did you take the mock test when you entered 12th grade? (answer part a-c if you choose yes)

Information [Type= discrete] [Format=numeric] [Range= 0-9] [Missing=\*]

Statistics [NW/ W] [Valid=1826 /-] [Invalid=0 /-]

| Value | Label                        | Cases | Percentage |
|-------|------------------------------|-------|------------|
| 0     | Skip                         | 99    | 5.4%       |
| 1     | Yes                          | 1307  | 71.6%      |
| 2     | No                           | 416   | 22.8%      |
| 6     | Not a 3rd senior high school | 4     | 0.2%       |
| 9     | Missing                      | 0     |            |

Warning: these figures indicate the number of cases found in the data file. They cannot be interpreted as summary statistics of the population of interest.

### # fs111a01: 11Did you take the mock test when you entered 12th grade? (answer part a-c if you choose yes)Your last mock test score is ranked place in the class

Information [Type= continuous] [Format=numeric] [Range= 0-99] [Missing=\*]

Statistics [NW/ W] [Valid=1826 /-] [Invalid=0 /-]

| Value | Label               | Cases | Percentage |
|-------|---------------------|-------|------------|
| 0     | Skip                | 519   | 52.1%      |
| 96    | No ranking          | 40    | 4.0%       |
| 97    | Do not know ranking | 427   | 42.9%      |
| 98    | Refusing to answer  | 5     | 0.5%       |
| 99    | Missing             | 5     | 0.5%       |

Warning: these figures indicate the number of cases found in the data file. They cannot be interpreted as summary statistics of the population of interest.

### # fs111a02: 11.Did you take the mock test when you entered 12th grade? (answer part a-c if you choose yes) place in the grade

Information [Type= continuous] [Format=numeric] [Range= 0-9998] [Missing=\*]

## File : j1w6s\_Jan2017

# fs111a02: 11.Did you take the mock test when you entered 12th grade? (answer part a-c if you choose yes) place in the grade

Statistics [NW/ W] [Valid=1826 /-] [Invalid=0 /-]

| Value | Label               | Cases | Percentage |
|-------|---------------------|-------|------------|
| 0     | Skip                | 519   | 40.8%      |
| 996   | No ranking          | 70    | 5.5%       |
| 997   | Do not know ranking | 674   | 52.9%      |
| 998   | Refusing to answer  | 4     | 0.3%       |
| 999   | Missing             | 6     | 0.5%       |
| 9998  | Refusing to answer  | 0     |            |

Warning: these figures indicate the number of cases found in the data file. They cannot be interpreted as summary statistics of the population of interest.

# fs111a03: 11.Did you take the mock test when you entered 12th grade? (answer part a-c if you choose yes)with about participants in the test

Information [Type= continuous] [Format=numeric] [Range= 0-9999] [Missing=\*]

Statistics [NW/ W] [Valid=1826 /-] [Invalid=0 /-]

| Value | Label              | Cases | Percentage |
|-------|--------------------|-------|------------|
| 0     | Skip               | 519   | 40.1%      |
| 9995  | 10000 or more      | 7     | 0.5%       |
| 9996  | No ranking         | 181   | 14.0%      |
| 9997  | Do not know people | 524   | 40.5%      |
| 9998  | Refusing to answer | 3     | 0.2%       |
| 9999  | Missing            | 60    | 4.6%       |

Warning: these figures indicate the number of cases found in the data file. They cannot be interpreted as summary statistics of the population of interest.

# fs111b00: 11.Did you take the mock test when you entered 12th grade? (answer part a-c if you choose yes)Do your parents know your mock test score?

Information [Type= discrete] [Format=numeric] [Range= 0-9] [Missing=\*]

Statistics [NW/ W] [Valid=1826 /-] [Invalid=0 /-]

| Value | Label       | Cases | Percentage |
|-------|-------------|-------|------------|
| 0     | Skip        | 519   | 28.4%      |
| 1     | Know        | 762   | 41.7%      |
| 2     | Do not know | 537   | 29.4%      |
| 9     | Missing     | 8     | 0.4%       |

Warning: these figures indicate the number of cases found in the data file. They cannot be interpreted as summary statistics of the population of interest.

# fs111c00: 11.Did you take the mock test when you entered 12th grade? (answer part a-c if you choose yes)Is this an interschool mock test organized with other schools?

Information [Type= discrete] [Format=numeric] [Range= 0-9] [Missing=\*]

Statistics [NW/ W] [Valid=1826 /-] [Invalid=0 /-]

| Value | Label   | Cases | Percentage |
|-------|---------|-------|------------|
| 0     | Skip    | 519   | 28.4%      |
| 1     | Yes     | 1042  | 57.1%      |
| 2     | No      | 254   | 13.9%      |
| 9     | Missing | 11    | 0.6%       |

Warning: these figures indicate the number of cases found in the data file. They cannot be interpreted as summary statistics of the population of interest.

## File : j1w6s\_Jan2017

### # fs112000: 12.Last month, how many days were you absent from school (including sick leave)?

**Information** [Type= discrete] [Format=numeric] [Range= 0-99] [Missing=\*]

**Statistics [NW/ W]** [Valid=1826 /-] [Invalid=0 /-]

| Value | Label           | Cases | Percentage |
|-------|-----------------|-------|------------|
| 0     | Skip            | 99    | 5.4%       |
| 1     | Always present  | 1112  | 60.9%      |
| 2     | Less than a day | 153   | 8.4%       |
| 3     | 1-2 days        | 289   | 15.8%      |
| 4     | 3-4 days        | 98    | 5.4%       |
| 5     | 5-6 days        | 26    | 1.4%       |
| 6     | 7-9 days        | 24    | 1.3%       |
| 7     | 10-15 days      | 14    | 0.8%       |
| 8     | 2 weeks or more | 5     | 0.3%       |
| 9     | An entire month | 6     | 0.3%       |
| 99    | Missing         | 0     |            |

Warning: these figures indicate the number of cases found in the data file. They cannot be interpreted as summary statistics of the population of interest.

### # fs113000: 13.Does your current school have advanced placement class,experimental class,or something similar to these?

**Information** [Type= discrete] [Format=numeric] [Range= 0-9] [Missing=\*]

**Statistics [NW/ W]** [Valid=1826 /-] [Invalid=0 /-]

| Value | Label      | Cases | Percentage |
|-------|------------|-------|------------|
| 0     | Skip       | 99    | 5.4%       |
| 1     | Yes        | 507   | 27.8%      |
| 2     | No         | 1220  | 66.8%      |
| 7     | Don't know | 0     |            |
| 9     | Missing    | 0     |            |

Warning: these figures indicate the number of cases found in the data file. They cannot be interpreted as summary statistics of the population of interest.

### # fs113a00: 13.Does your current school have advanced placement class,experimental class,or something similar to these?Is your current class advanced placement class or experimental class?

**Information** [Type= discrete] [Format=numeric] [Range= 0-9] [Missing=\*]

**Statistics [NW/ W]** [Valid=1826 /-] [Invalid=0 /-]

| Value | Label   | Cases | Percentage |
|-------|---------|-------|------------|
| 0     | Skip    | 1318  | 72.2%      |
| 1     | Yes     | 116   | 6.4%       |
| 2     | No      | 391   | 21.4%      |
| 9     | Missing | 1     | 0.1%       |

Warning: these figures indicate the number of cases found in the data file. They cannot be interpreted as summary statistics of the population of interest.

### # fs114000: 14.What was your class rank last semester?

**Information** [Type= continuous] [Format=numeric] [Range= 0-99] [Missing=\*]

**Statistics [NW/ W]** [Valid=1826 /-] [Invalid=0 /-]

| Value | Label      | Cases | Percentage |
|-------|------------|-------|------------|
| 0     | Skip       | 1131  | 99.5%      |
| 97    | Don't know | 4     | 0.4%       |

## File : j1w6s\_Jan2017

### # fs114000: 14.What was your class rank last semester?

| Value | Label              | Cases | Percentage |
|-------|--------------------|-------|------------|
| 98    | Refusing to answer | 1     | 0.1%       |
| 99    | Missing            | 1     | 0.1%       |

Warning: these figures indicate the number of cases found in the data file. They cannot be interpreted as summary statistics of the population of interest.

### # fs114a00: 14.What was your class rank last semester? (if unsure use the choices provided for your answer)

|                    |                                                             |
|--------------------|-------------------------------------------------------------|
| Information        | [Type= discrete] [Format=numeric] [Range= 0-99] [Missing=*] |
| Statistics [NW/ W] | [Valid=1826 /-] [Invalid=0 /-]                              |

| Value | Label                | Cases | Percentage |
|-------|----------------------|-------|------------|
| 0     | Skip                 | 786   | 43.0%      |
| 1     | 1st – 5th place      | 90    | 4.9%       |
| 2     | 6th – 10th place     | 144   | 7.9%       |
| 3     | 11th – 15th place    | 193   | 10.6%      |
| 4     | 16th – 20th place    | 195   | 10.7%      |
| 5     | 21st – 25th place    | 152   | 8.3%       |
| 6     | 26th – 30th place    | 112   | 6.1%       |
| 7     | 31st – 35th place    | 88    | 4.8%       |
| 8     | 36th – 40th place    | 35    | 1.9%       |
| 9     | 41st – 45th place    | 20    | 1.1%       |
| 10    | 46th – 50th place    | 7     | 0.4%       |
| 11    | 50th place and below | 0     |            |
| 97    | Don't know           | 2     | 0.1%       |
| 98    | Refusing to answer   | 1     | 0.1%       |
| 99    | Missing              | 1     | 0.1%       |

Warning: these figures indicate the number of cases found in the data file. They cannot be interpreted as summary statistics of the population of interest.

### # fs115000: 15.Are you satisfied with your class rank?

|                    |                                                            |
|--------------------|------------------------------------------------------------|
| Information        | [Type= discrete] [Format=numeric] [Range= 0-9] [Missing=*] |
| Statistics [NW/ W] | [Valid=1826 /-] [Invalid=0 /-]                             |

| Value | Label              | Cases | Percentage |
|-------|--------------------|-------|------------|
| 0     | Refusing to answer | 99    | 5.4%       |
| 1     | Very satisfied     | 35    | 1.9%       |
| 2     | Satisfied          | 215   | 11.8%      |
| 3     | Average            | 930   | 50.9%      |
| 4     | Dissatisfied       | 430   | 23.5%      |
| 5     | Very dissatisfied  | 117   | 6.4%       |
| 9     | Missing            | 0     |            |

Warning: these figures indicate the number of cases found in the data file. They cannot be interpreted as summary statistics of the population of interest.





### # fs116001: 16.Compared to your classmates, how is your academic performance in the following subjects?(1) Chinese

|                    |                                                            |
|--------------------|------------------------------------------------------------|
| Information        | [Type= discrete] [Format=numeric] [Range= 0-9] [Missing=*] |
| Statistics [NW/ W] | [Valid=1826 /-] [Invalid=0 /-]                             |

| Value | Label        | Cases | Percentage |
|-------|--------------|-------|------------|
| 0     | Skip         | 100   | 5.5%       |
| 1     | A lot better | 181   | 9.9%       |

## File : j1w6s\_Jan2017







### # fs116001: 16.Compared to your classmates, how is your academic performance in the following subjects?(1) Chinese

| Value | Label           | Cases | Percentage                                                                                |
|-------|-----------------|-------|-------------------------------------------------------------------------------------------|
| 2     | A little better | 473   |  25.9% |
| 3     | About the same  | 719   |  39.4% |
| 4     | A little worse  | 259   |  14.2% |
| 5     | A lot worse     | 94    |  5.1%  |
| 9     | Missing         | 0     |                                                                                           |

Warning: these figures indicate the number of cases found in the data file. They cannot be interpreted as summary statistics of the population of interest.

### # fs116002: 16.Compared to your classmates, how is your academic performance in the following subjects?(2) English







|                           |                                                            |
|---------------------------|------------------------------------------------------------|
| <b>Information</b>        | [Type= discrete] [Format=numeric] [Range= 0-9] [Missing=*] |
| <b>Statistics [NW/ W]</b> | [Valid=1826 /-] [Invalid=0 /-]                             |

| Value | Label           | Cases | Percentage                                                                                |
|-------|-----------------|-------|-------------------------------------------------------------------------------------------|
| 0     | Skip            | 101   |  5.5%  |
| 1     | A lot better    | 130   |  7.1%  |
| 2     | A little better | 391   |  21.4% |
| 3     | About the same  | 485   |  26.6% |
| 4     | A little worse  | 399   |  21.9% |
| 5     | A lot worse     | 320   |  17.5% |
| 9     | Missing         | 0     |                                                                                           |

Warning: these figures indicate the number of cases found in the data file. They cannot be interpreted as summary statistics of the population of interest.

### # fs116003: 16.Compared to your classmates, how is your academic performance in the following subjects?(3) Mathematics




|                           |                                                            |
|---------------------------|------------------------------------------------------------|
| <b>Information</b>        | [Type= discrete] [Format=numeric] [Range= 0-9] [Missing=*] |
| <b>Statistics [NW/ W]</b> | [Valid=1826 /-] [Invalid=0 /-]                             |

| Value | Label           | Cases | Percentage                                                                                  |
|-------|-----------------|-------|---------------------------------------------------------------------------------------------|
| 0     | Skip            | 103   |  5.6%  |
| 1     | A lot better    | 119   |  6.5%  |
| 2     | A little better | 376   |  20.6% |
| 3     | About the same  | 550   |  30.1% |
| 4     | A little worse  | 388   |  21.2% |
| 5     | A lot worse     | 290   |  15.9% |
| 9     | Missing         | 0     |                                                                                             |

Warning: these figures indicate the number of cases found in the data file. They cannot be interpreted as summary statistics of the population of interest.

### # fs116004: 16.Compared to your classmates, how is your academic performance in the following subjects?(4) Computer

|                           |                                                            |
|---------------------------|------------------------------------------------------------|
| <b>Information</b>        | [Type= discrete] [Format=numeric] [Range= 0-9] [Missing=*] |
| <b>Statistics [NW/ W]</b> | [Valid=1826 /-] [Invalid=0 /-]                             |

| Value | Label           | Cases | Percentage                                                                                  |
|-------|-----------------|-------|---------------------------------------------------------------------------------------------|
| 0     | Skip            | 105   |  5.8%  |
| 1     | A lot better    | 133   |  7.3%  |
| 2     | A little better | 402   |  22.0% |
| 3     | About the same  | 784   |  42.9% |
| 4     | A little worse  | 291   |  15.9% |
| 5     | A lot worse     | 111   |  6.1%  |

## File : j1w6s\_Jan2017

### # fs116004: 16.Compared to your classmates, how is your academic performance in the following subjects?(4) Computer

| Value | Label   | Cases | Percentage |
|-------|---------|-------|------------|
| 9     | Missing | 0     |            |

Warning: these figures indicate the number of cases found in the data file. They cannot be interpreted as summary statistics of the population of interest.

### # fs116a01: 16.Besides the four subjects above, what else subjects do you outperform your classmates? (multiple selections possible) (01) Physics

|                    |                                                            |
|--------------------|------------------------------------------------------------|
| Information        | [Type= discrete] [Format=numeric] [Range= 0-9] [Missing=*] |
| Statistics [NW/ W] | [Valid=1826 /-] [Invalid=0 /-]                             |

| Value | Label   | Cases | Percentage |
|-------|---------|-------|------------|
| 0     | Skip    | 99    | 5.4%       |
| 1     | Yes     | 170   | 9.3%       |
| 2     | No      | 1557  | 85.3%      |
| 9     | Missing | 0     |            |

Warning: these figures indicate the number of cases found in the data file. They cannot be interpreted as summary statistics of the population of interest.

### # fs116a02: 16.Besides the four subjects above, what else subjects do you outperform your classmates? (multiple selections possible) (02) Chemistry

|                    |                                                            |
|--------------------|------------------------------------------------------------|
| Information        | [Type= discrete] [Format=numeric] [Range= 0-9] [Missing=*] |
| Statistics [NW/ W] | [Valid=1826 /-] [Invalid=0 /-]                             |

| Value | Label   | Cases | Percentage |
|-------|---------|-------|------------|
| 0     | Skip    | 99    | 5.4%       |
| 1     | Yes     | 188   | 10.3%      |
| 2     | No      | 1539  | 84.3%      |
| 9     | Missing | 0     |            |

Warning: these figures indicate the number of cases found in the data file. They cannot be interpreted as summary statistics of the population of interest.

### # fs116a03: 16.Besides the four subjects above, what else subjects do you outperform your classmates? (multiple selections possible) (03) Biology

|                    |                                                            |
|--------------------|------------------------------------------------------------|
| Information        | [Type= discrete] [Format=numeric] [Range= 0-9] [Missing=*] |
| Statistics [NW/ W] | [Valid=1826 /-] [Invalid=0 /-]                             |

| Value | Label   | Cases | Percentage |
|-------|---------|-------|------------|
| 0     | Skip    | 99    | 5.4%       |
| 1     | Yes     | 170   | 9.3%       |
| 2     | No      | 1557  | 85.3%      |
| 9     | Missing | 0     |            |

Warning: these figures indicate the number of cases found in the data file. They cannot be interpreted as summary statistics of the population of interest.

### # fs116a04: 16.Besides the four subjects above, what else subjects do you outperform your classmates? (multiple selections possible) (04) Music

|                    |                                                            |
|--------------------|------------------------------------------------------------|
| Information        | [Type= discrete] [Format=numeric] [Range= 0-9] [Missing=*] |
| Statistics [NW/ W] | [Valid=1826 /-] [Invalid=0 /-]                             |

| Value | Label | Cases | Percentage |
|-------|-------|-------|------------|
| 0     | Skip  | 99    | 5.4%       |
| 1     | Yes   | 375   | 20.5%      |
| 2     | No    | 1352  | 74.0%      |

## File : j1w6s\_Jan2017

# fs116a04: 16.Besides the four subjects above, what else subjects do you outperform your classmates? (multiple selections possible) (04) Music

| Value | Label   | Cases | Percentage |
|-------|---------|-------|------------|
| 9     | Missing | 0     |            |

Warning: these figures indicate the number of cases found in the data file. They cannot be interpreted as summary statistics of the population of interest.

# fs116a05: 16.Besides the four subjects above, what else subjects do you outperform your classmates? (multiple selections possible) (05) History

|                    |                                                            |
|--------------------|------------------------------------------------------------|
| Information        | [Type= discrete] [Format=numeric] [Range= 0-9] [Missing=*] |
| Statistics [NW/ W] | [Valid=1826 /-] [Invalid=0 /-]                             |

| Value | Label   | Cases | Percentage |
|-------|---------|-------|------------|
| 0     | Skip    | 99    | 5.4%       |
| 1     | Yes     | 312   | 17.1%      |
| 2     | No      | 1415  | 77.5%      |
| 9     | Missing | 0     |            |

Warning: these figures indicate the number of cases found in the data file. They cannot be interpreted as summary statistics of the population of interest.

# fs116a06: 16.Besides the four subjects above, what else subjects do you outperform your classmates? (multiple selections possible) (06) Geography

|                    |                                                            |
|--------------------|------------------------------------------------------------|
| Information        | [Type= discrete] [Format=numeric] [Range= 0-9] [Missing=*] |
| Statistics [NW/ W] | [Valid=1826 /-] [Invalid=0 /-]                             |

| Value | Label   | Cases | Percentage |
|-------|---------|-------|------------|
| 0     | Skip    | 99    | 5.4%       |
| 1     | Yes     | 272   | 14.9%      |
| 2     | No      | 1455  | 79.7%      |
| 9     | Missing | 0     |            |

Warning: these figures indicate the number of cases found in the data file. They cannot be interpreted as summary statistics of the population of interest.

# fs116a07: 16.Besides the four subjects above, what else subjects do you outperform your classmates? (multiple selections possible) (07) Arts

|                    |                                                            |
|--------------------|------------------------------------------------------------|
| Information        | [Type= discrete] [Format=numeric] [Range= 0-9] [Missing=*] |
| Statistics [NW/ W] | [Valid=1826 /-] [Invalid=0 /-]                             |

| Value | Label   | Cases | Percentage |
|-------|---------|-------|------------|
| 0     | Skip    | 99    | 5.4%       |
| 1     | Yes     | 351   | 19.2%      |
| 2     | No      | 1376  | 75.4%      |
| 9     | Missing | 0     |            |

Warning: these figures indicate the number of cases found in the data file. They cannot be interpreted as summary statistics of the population of interest.

# fs116a08: 16.Besides the four subjects above, what else subjects do you outperform your classmates? (multiple selections possible) (08) Home economics

|                    |                                                            |
|--------------------|------------------------------------------------------------|
| Information        | [Type= discrete] [Format=numeric] [Range= 0-9] [Missing=*] |
| Statistics [NW/ W] | [Valid=1826 /-] [Invalid=0 /-]                             |

| Value | Label | Cases | Percentage |
|-------|-------|-------|------------|
| 0     | Skip  | 99    | 5.4%       |
| 1     | Yes   | 234   | 12.8%      |
| 2     | No    | 1493  | 81.8%      |



## File : j1w6s\_Jan2017

# fs116a08: 16.Besides the four subjects above, what else subjects do you outperform your classmates? (multiple selections possible) (08) Home economics

| Value | Label   | Cases | Percentage |
|-------|---------|-------|------------|
| 9     | Missing | 0     |            |

Warning: these figures indicate the number of cases found in the data file. They cannot be interpreted as summary statistics of the population of interest.

# fs116a09: 16.Besides the four subjects above, what else subjects do you outperform your classmates? (multiple selections possible) (09) Physical education

|                    |                                                            |
|--------------------|------------------------------------------------------------|
| Information        | [Type= discrete] [Format=numeric] [Range= 0-9] [Missing=*] |
| Statistics [NW/ W] | [Valid=1826 /-] [Invalid=0 /-]                             |

| Value | Label   | Cases | Percentage |
|-------|---------|-------|------------|
| 0     | Skip    | 99    | 5.4%       |
| 1     | Yes     | 666   | 36.5%      |
| 2     | No      | 1061  | 58.1%      |
| 9     | Missing | 0     |            |

Warning: these figures indicate the number of cases found in the data file. They cannot be interpreted as summary statistics of the population of interest.

# fs116a10: 16.Besides the four subjects above, what else subjects do you outperform your classmates? (multiple selections possible) (10) Technical subjects

|                    |                                                            |
|--------------------|------------------------------------------------------------|
| Information        | [Type= discrete] [Format=numeric] [Range= 0-9] [Missing=*] |
| Statistics [NW/ W] | [Valid=1826 /-] [Invalid=0 /-]                             |

| Value | Label   | Cases | Percentage |
|-------|---------|-------|------------|
| 0     | Skip    | 99    | 5.4%       |
| 1     | Yes     | 321   | 17.6%      |
| 2     | No      | 1406  | 77.0%      |
| 9     | Missing | 0     |            |

Warning: these figures indicate the number of cases found in the data file. They cannot be interpreted as summary statistics of the population of interest.

# fs116a11: 16.Besides the four subjects above, what else subjects do you outperform your classmates? (multiple selections possible) (11) Other

|                    |                                                            |
|--------------------|------------------------------------------------------------|
| Information        | [Type= discrete] [Format=numeric] [Range= 0-9] [Missing=*] |
| Statistics [NW/ W] | [Valid=1826 /-] [Invalid=0 /-]                             |

| Value | Label   | Cases | Percentage |
|-------|---------|-------|------------|
| 0     | Skip    | 99    | 5.4%       |
| 1     | Yes     | 17    | 0.9%       |
| 2     | No      | 1710  | 93.6%      |
| 9     | Missing | 0     |            |

Warning: these figures indicate the number of cases found in the data file. They cannot be interpreted as summary statistics of the population of interest.

# fs116a12: 16.Besides the four subjects above, what else subjects do you outperform your classmates? (multiple selections possible) (12) None

|                    |                                                            |
|--------------------|------------------------------------------------------------|
| Information        | [Type= discrete] [Format=numeric] [Range= 0-9] [Missing=*] |
| Statistics [NW/ W] | [Valid=1826 /-] [Invalid=0 /-]                             |

| Value | Label | Cases | Percentage |
|-------|-------|-------|------------|
| 0     | Skip  | 99    | 5.4%       |
| 1     | Yes   | 244   | 13.4%      |
| 2     | No    | 1483  | 81.2%      |

## File : j1w6s\_Jan2017

# fs116a12: 16.Besides the four subjects above, what else subjects do you outperform your classmates? (multiple selections possible) (12) None

| Value | Label   | Cases | Percentage |
|-------|---------|-------|------------|
| 9     | Missing | 0     |            |

Warning: these figures indicate the number of cases found in the data file. They cannot be interpreted as summary statistics of the population of interest.

# fs117001: 17.How many students in total are there in your class? Boys

|                    |                                                               |
|--------------------|---------------------------------------------------------------|
| Information        | [Type= continuous] [Format=numeric] [Range= 0-99] [Missing=*] |
| Statistics [NW/ W] | [Valid=1826 /-] [Invalid=0 /-]                                |

| Value | Label      | Cases | Percentage |
|-------|------------|-------|------------|
| 96    | Skip       | 99    | 90.0%      |
| 97    | Don't know | 7     | 6.4%       |
| 99    | Missing    | 4     | 3.6%       |

Warning: these figures indicate the number of cases found in the data file. They cannot be interpreted as summary statistics of the population of interest.

# fs117002: 17.How many students in total are there in your class? girls

|                    |                                                               |
|--------------------|---------------------------------------------------------------|
| Information        | [Type= continuous] [Format=numeric] [Range= 0-99] [Missing=*] |
| Statistics [NW/ W] | [Valid=1826 /-] [Invalid=0 /-]                                |

| Value | Label      | Cases | Percentage |
|-------|------------|-------|------------|
| 96    | Skip       | 99    | 88.4%      |
| 97    | Don't know | 8     | 7.1%       |
| 99    | Missing    | 5     | 4.5%       |

Warning: these figures indicate the number of cases found in the data file. They cannot be interpreted as summary statistics of the population of interest.

# fs118000: 18.Do the male students get along with the female students in your class?

|                    |                                                            |
|--------------------|------------------------------------------------------------|
| Information        | [Type= discrete] [Format=numeric] [Range= 0-9] [Missing=*] |
| Statistics [NW/ W] | [Valid=1826 /-] [Invalid=0 /-]                             |

| Value | Label          | Cases | Percentage |
|-------|----------------|-------|------------|
| 0     | Not coed class | 768   | 42.1%      |
| 1     | Very well      | 412   | 22.6%      |
| 2     | Somewhat       | 621   | 34.0%      |
| 3     | Not really     | 19    | 1.0%       |
| 4     | Not at all     | 5     | 0.3%       |
| 9     | Missing        | 1     | 0.1%       |

Warning: these figures indicate the number of cases found in the data file. They cannot be interpreted as summary statistics of the population of interest.

**# fs119001: 19. How much do you agree with the following descriptions of your class?(1) My classmates always help each other**

**Information** [Type= discrete] [Format=numeric] [Range= 0-9] [Missing=\*]

**Statistics [NW/ W]** [Valid=1826 /-] [Invalid=0 /-]

| Value | Label           | Cases | Percentage |
|-------|-----------------|-------|------------|
| 0     | Skip            | 99    | 5.4%       |
| 1     | Very suitable   | 359   | 19.7%      |
| 2     | Suitable        | 1208  | 66.2%      |
| 3     | Unsuitable      | 147   | 8.1%       |
| 4     | Very unsuitable | 12    | 0.7%       |
| 9     | Missing         | 1     | 0.1%       |

*Warning: these figures indicate the number of cases found in the data file. They cannot be interpreted as summary statistics of the population of interest.*

**# fs119002: 19. How much do you agree with the following descriptions of your class?(2) I do not really like to socialize with my classmates**

**Information** [Type= discrete] [Format=numeric] [Range= 0-9] [Missing=\*]

**Statistics [NW/ W]** [Valid=1826 /-] [Invalid=0 /-]

| Value | Label           | Cases | Percentage |
|-------|-----------------|-------|------------|
| 0     | Skip            | 99    | 5.4%       |
| 1     | Very suitable   | 28    | 1.5%       |
| 2     | Suitable        | 164   | 9.0%       |
| 3     | Unsuitable      | 921   | 50.4%      |
| 4     | Very unsuitable | 614   | 33.6%      |
| 9     | Missing         | 0     |            |

*Warning: these figures indicate the number of cases found in the data file. They cannot be interpreted as summary statistics of the population of interest.*

**# fs119003: 19. How much do you agree with the following descriptions of your class?(3) My classmates are as close as a family**

**Information** [Type= discrete] [Format=numeric] [Range= 0-9] [Missing=\*]

**Statistics [NW/ W]** [Valid=1826 /-] [Invalid=0 /-]

| Value | Label           | Cases | Percentage |
|-------|-----------------|-------|------------|
| 0     | Skip            | 99    | 5.4%       |
| 1     | Very suitable   | 203   | 11.1%      |
| 2     | Suitable        | 1054  | 57.7%      |
| 3     | Unsuitable      | 402   | 22.0%      |
| 4     | Very unsuitable | 65    | 3.6%       |
| 9     | Missing         | 3     | 0.2%       |

*Warning: these figures indicate the number of cases found in the data file. They cannot be interpreted as summary statistics of the population of interest.*

**# fs119004: 19. How much do you agree with the following descriptions of your class?(4) My classmates sometimes do not cooperate with each other**

**Information** [Type= discrete] [Format=numeric] [Range= 0-9] [Missing=\*]

**Statistics [NW/ W]** [Valid=1826 /-] [Invalid=0 /-]

| Value | Label         | Cases | Percentage |
|-------|---------------|-------|------------|
| 0     | Skip          | 99    | 5.4%       |
| 1     | Very suitable | 122   | 6.7%       |
| 2     | Suitable      | 963   | 52.7%      |
| 3     | Unsuitable    | 561   | 30.7%      |






**# fs119004: 19. How much do you agree with the following descriptions of your class?(4) My classmates sometimes do not cooperate with each other**

| Value | Label           | Cases | Percentage                                                                               |
|-------|-----------------|-------|------------------------------------------------------------------------------------------|
| 4     | Very unsuitable | 79    |  4.3% |
| 9     | Missing         | 2     | 0.1%                                                                                     |

*Warning: these figures indicate the number of cases found in the data file. They cannot be interpreted as summary statistics of the population of interest.*

**# fs119005: 19. How much do you agree with the following descriptions of your class?(5) My classmates often have conflicts and arguments**






|                           |                                                            |
|---------------------------|------------------------------------------------------------|
| <b>Information</b>        | [Type= discrete] [Format=numeric] [Range= 0-9] [Missing=*] |
| <b>Statistics [NW/ W]</b> | [Valid=1826 /-] [Invalid=0 /-]                             |

| Value | Label           | Cases | Percentage                                                                                |
|-------|-----------------|-------|-------------------------------------------------------------------------------------------|
| 0     | Skip            | 99    |  5.4%  |
| 1     | Very suitable   | 33    |  1.8%  |
| 2     | Suitable        | 344   |  18.8% |
| 3     | Unsuitable      | 1029  |  56.4% |
| 4     | Very unsuitable | 319   |  17.5% |
| 9     | Missing         | 2     | 0.1%                                                                                      |

*Warning: these figures indicate the number of cases found in the data file. They cannot be interpreted as summary statistics of the population of interest.*

**# fs119006: 19. How much do you agree with the following descriptions of your class?(6) There is a great disparity in academic performance in my class**






|                           |                                                            |
|---------------------------|------------------------------------------------------------|
| <b>Information</b>        | [Type= discrete] [Format=numeric] [Range= 0-9] [Missing=*] |
| <b>Statistics [NW/ W]</b> | [Valid=1826 /-] [Invalid=0 /-]                             |

| Value | Label           | Cases | Percentage                                                                                  |
|-------|-----------------|-------|---------------------------------------------------------------------------------------------|
| 0     | Skip            | 99    |  5.4%  |
| 1     | Very suitable   | 184   |  10.1% |
| 2     | Suitable        | 726   |  39.8% |
| 3     | Unsuitable      | 749   |  41.0% |
| 4     | Very unsuitable | 66    |  3.6%  |
| 9     | Missing         | 2     | 0.1%                                                                                        |

*Warning: these figures indicate the number of cases found in the data file. They cannot be interpreted as summary statistics of the population of interest.*

**# fs119007: 19. How much do you agree with the following descriptions of your class?(7) There is an intense competition for academic performance in my class.**

|                           |                                                            |
|---------------------------|------------------------------------------------------------|
| <b>Information</b>        | [Type= discrete] [Format=numeric] [Range= 0-9] [Missing=*] |
| <b>Statistics [NW/ W]</b> | [Valid=1826 /-] [Invalid=0 /-]                             |

| Value | Label           | Cases | Percentage                                                                                  |
|-------|-----------------|-------|---------------------------------------------------------------------------------------------|
| 0     | Skip            | 99    |  5.4%  |
| 1     | Very suitable   | 121   |  6.6%  |
| 2     | Suitable        | 583   |  31.9% |
| 3     | Unsuitable      | 878   |  48.1% |
| 4     | Very unsuitable | 143   |  7.8%  |
| 9     | Missing         | 2     | 0.1%                                                                                        |

*Warning: these figures indicate the number of cases found in the data file. They cannot be interpreted as summary statistics of the population of interest.*

**# fs119008: 19. How much do you agree with the following descriptions of your class?(8) My homeroom teacher often compares our class academic performance with another class**

|                    |                                                            |
|--------------------|------------------------------------------------------------|
| <b>Information</b> | [Type= discrete] [Format=numeric] [Range= 0-9] [Missing=*] |
|--------------------|------------------------------------------------------------|

**# fs119008: 19. How much do you agree with the following descriptions of your class?(8) My homeroom teacher often compares our class academic performance with another class**

Statistics [NW/ W] [Valid=1826 /-] [Invalid=0 /-]

| Value | Label           | Cases | Percentage |
|-------|-----------------|-------|------------|
| 0     | Skip            | 99    | 5.4%       |
| 1     | Very suitable   | 336   | 18.4%      |
| 2     | Suitable        | 542   | 29.7%      |
| 3     | Unsuitable      | 615   | 33.7%      |
| 4     | Very unsuitable | 232   | 12.7%      |
| 9     | Missing         | 2     | 0.1%       |

Warning: these figures indicate the number of cases found in the data file. They cannot be interpreted as summary statistics of the population of interest.

**# fs120001: 20. Have you ever served as the following since you entered high school/vocational high school/ junior college?(1) Class leader**

Information [Type= discrete] [Format=numeric] [Range= 0-9] [Missing=\*]

Statistics [NW/ W] [Valid=1826 /-] [Invalid=0 /-]

| Value | Label   | Cases | Percentage |
|-------|---------|-------|------------|
| 0     | Skip    | 99    | 5.4%       |
| 1     | Yes     | 1350  | 73.9%      |
| 2     | No      | 376   | 20.6%      |
| 9     | Missing | 1     | 0.1%       |

Warning: these figures indicate the number of cases found in the data file. They cannot be interpreted as summary statistics of the population of interest.

**# fs120002: 20. Have you ever served as the following since you entered high school/vocational high school/ junior college?(2) Student club/organization leader**

Information [Type= discrete] [Format=numeric] [Range= 0-9] [Missing=\*]

Statistics [NW/ W] [Valid=1826 /-] [Invalid=0 /-]

| Value | Label   | Cases | Percentage |
|-------|---------|-------|------------|
| 0     | Skip    | 99    | 5.4%       |
| 1     | Yes     | 672   | 36.8%      |
| 2     | No      | 1054  | 57.7%      |
| 9     | Missing | 1     | 0.1%       |

Warning: these figures indicate the number of cases found in the data file. They cannot be interpreted as summary statistics of the population of interest.

**# fs120003: 20. Have you ever served as the following since you entered high school/vocational high school/ junior college?(3) Teaching assistant for a certain subject**

Information [Type= discrete] [Format=numeric] [Range= 0-9] [Missing=\*]

Statistics [NW/ W] [Valid=1826 /-] [Invalid=0 /-]

| Value | Label   | Cases | Percentage |
|-------|---------|-------|------------|
| 0     | Skip    | 99    | 5.4%       |
| 1     | Yes     | 856   | 46.9%      |
| 2     | No      | 871   | 47.7%      |
| 9     | Missing | 0     |            |

Warning: these figures indicate the number of cases found in the data file. They cannot be interpreted as summary statistics of the population of interest.



















**# fs121000: 21. Are you worried about not being popular?**

Information [Type= discrete] [Format=numeric] [Range= 0-9] [Missing=\*]

Statistics [NW/ W] [Valid=1826 /-] [Invalid=0 /-]

| # fs121000: 21. Are you worried about not being popular?                                                                                                    |                                     |                                                             |                        |       |
|-------------------------------------------------------------------------------------------------------------------------------------------------------------|-------------------------------------|-------------------------------------------------------------|------------------------|-------|
| Value                                                                                                                                                       | Label                               | Cases                                                       | Percentage             |       |
| 0                                                                                                                                                           | Skip                                | 99                                                          | <div><div></div></div> | 5.4%  |
| 1                                                                                                                                                           | Often                               | 104                                                         | <div><div></div></div> | 5.7%  |
| 2                                                                                                                                                           | Sometimes                           | 616                                                         | <div><div></div></div> | 33.7% |
| 3                                                                                                                                                           | Seldom                              | 634                                                         | <div><div></div></div> | 34.7% |
| 4                                                                                                                                                           | Almost never                        | 373                                                         | <div><div></div></div> | 20.4% |
| 9                                                                                                                                                           | Missing                             | 0                                                           |                        |       |
| Warning: these figures indicate the number of cases found in the data file. They cannot be interpreted as summary statistics of the population of interest. |                                     |                                                             |                        |       |
| # fs122000: 22. How many of your classmates do you get along with?                                                                                          |                                     |                                                             |                        |       |
| Information                                                                                                                                                 |                                     | [Type= discrete] [Format=numeric] [Range= 0-9] [Missing=*]  |                        |       |
| Statistics [NW/ W]                                                                                                                                          |                                     | [Valid=1826 /-] [Invalid=0 /-]                              |                        |       |
| Value                                                                                                                                                       | Label                               | Cases                                                       | Percentage             |       |
| 0                                                                                                                                                           | Skip                                | 99                                                          | <div><div></div></div> | 5.4%  |
| 1                                                                                                                                                           | Almost everyone                     | 288                                                         | <div><div></div></div> | 15.8% |
| 2                                                                                                                                                           | Most of them                        | 756                                                         | <div><div></div></div> | 41.4% |
| 3                                                                                                                                                           | Half and half                       | 626                                                         | <div><div></div></div> | 34.3% |
| 4                                                                                                                                                           | Very few                            | 49                                                          | <div><div></div></div> | 2.7%  |
| 5                                                                                                                                                           | Almost none                         | 8                                                           | <div><div></div></div> | 0.4%  |
| 9                                                                                                                                                           | Missing                             | 0                                                           |                        |       |
| Warning: these figures indicate the number of cases found in the data file. They cannot be interpreted as summary statistics of the population of interest. |                                     |                                                             |                        |       |
| # fs123000: 23. How many students from other classes in the same grade do you know?                                                                         |                                     |                                                             |                        |       |
| Information                                                                                                                                                 |                                     | [Type= discrete] [Format=numeric] [Range= 0-99] [Missing=*] |                        |       |
| Statistics [NW/ W]                                                                                                                                          |                                     | [Valid=1826 /-] [Invalid=0 /-]                              |                        |       |
| Value                                                                                                                                                       | Label                               | Cases                                                       | Percentage             |       |
| 0                                                                                                                                                           | Skip                                | 99                                                          | <div><div></div></div> | 5.4%  |
| 1                                                                                                                                                           | Do not know anyone from other class | 41                                                          | <div><div></div></div> | 2.2%  |
| 2                                                                                                                                                           | 5 or less                           | 174                                                         | <div><div></div></div> | 9.5%  |
| 3                                                                                                                                                           | 6~9                                 | 248                                                         | <div><div></div></div> | 13.6% |
| 4                                                                                                                                                           | 10~19                               | 352                                                         | <div><div></div></div> | 19.3% |
| 5                                                                                                                                                           | 20~29                               | 273                                                         | <div><div></div></div> | 15.0% |
| 6                                                                                                                                                           | 30~49                               | 254                                                         | <div><div></div></div> | 13.9% |
| 7                                                                                                                                                           | 50 or more                          | 384                                                         | <div><div></div></div> | 21.0% |
| 99                                                                                                                                                          | Missing                             | 1                                                           | <div><div></div></div> | 0.1%  |
| Warning: these figures indicate the number of cases found in the data file. They cannot be interpreted as summary statistics of the population of interest. |                                     |                                                             |                        |       |
| # fs124000: 24. Who do you most often ask for help when you have difficulties at school                                                                     |                                     |                                                             |                        |       |
| Information                                                                                                                                                 |                                     | [Type= discrete] [Format=numeric] [Range= 0-99] [Missing=*] |                        |       |
| Statistics [NW/ W]                                                                                                                                          |                                     | [Valid=1826 /-] [Invalid=0 /-]                              |                        |       |
| Value                                                                                                                                                       | Label                               | Cases                                                       | Percentage             |       |
| 0                                                                                                                                                           | Skip                                | 99                                                          | <div><div></div></div> | 5.4%  |
| 1                                                                                                                                                           | Classmate                           | 1204                                                        | <div><div></div></div> | 65.9% |
| 2                                                                                                                                                           | Primary teacher                     | 107                                                         | <div><div></div></div> | 5.9%  |
| 3                                                                                                                                                           | Subject teacher                     | 24                                                          | <div><div></div></div> | 1.3%  |
| 4                                                                                                                                                           | Counselor                           | 24                                                          | <div><div></div></div> | 1.3%  |
| 5                                                                                                                                                           | Parents                             | 153                                                         | <div><div></div></div> | 8.4%  |

| # fs124000: 24. Who do you most often ask for help when you have difficulties at school                                                                     |                                                            |       |            |
|-------------------------------------------------------------------------------------------------------------------------------------------------------------|------------------------------------------------------------|-------|------------|
| Value                                                                                                                                                       | Label                                                      | Cases | Percentage |
| 6                                                                                                                                                           | Principal                                                  | 6     | 0.3%       |
| 7                                                                                                                                                           | No one                                                     | 134   | 7.3%       |
| 8                                                                                                                                                           | Other, please specify                                      | 49    | 2.7%       |
| 99                                                                                                                                                          | Missing                                                    | 26    | 1.4%       |
| Warning: these figures indicate the number of cases found in the data file. They cannot be interpreted as summary statistics of the population of interest. |                                                            |       |            |
| # fs125001: 25. How much do you agree with the following descriptions of your teacher?(1) I am not close to my teacher(s)                                   |                                                            |       |            |
| Information                                                                                                                                                 | [Type= discrete] [Format=numeric] [Range= 0-9] [Missing=*] |       |            |
| Statistics [NW/ W]                                                                                                                                          | [Valid=1826 /-] [Invalid=0 /-]                             |       |            |
| Value                                                                                                                                                       | Label                                                      | Cases | Percentage |
| 0                                                                                                                                                           | Skip                                                       | 99    | 5.4%       |
| 1                                                                                                                                                           | Very suitable                                              | 91    | 5.0%       |
| 2                                                                                                                                                           | Suitable                                                   | 473   | 25.9%      |
| 3                                                                                                                                                           | Unsuitable                                                 | 943   | 51.6%      |
| 4                                                                                                                                                           | Very unsuitable                                            | 220   | 12.0%      |
| 9                                                                                                                                                           | Missing                                                    | 0     |            |
| Warning: these figures indicate the number of cases found in the data file. They cannot be interpreted as summary statistics of the population of interest. |                                                            |       |            |
| # fs125002: 25. How much do you agree with the following descriptions of your teacher?(2) My teacher is helpful to me                                       |                                                            |       |            |
| Information                                                                                                                                                 | [Type= discrete] [Format=numeric] [Range= 0-9] [Missing=*] |       |            |
| Statistics [NW/ W]                                                                                                                                          | [Valid=1826 /-] [Invalid=0 /-]                             |       |            |
| Value                                                                                                                                                       | Label                                                      | Cases | Percentage |
| 0                                                                                                                                                           | Skip                                                       | 99    | 5.4%       |
| 1                                                                                                                                                           | Very suitable                                              | 253   | 13.9%      |
| 2                                                                                                                                                           | Suitable                                                   | 1179  | 64.6%      |
| 3                                                                                                                                                           | Unsuitable                                                 | 257   | 14.1%      |
| 4                                                                                                                                                           | Very unsuitable                                            | 38    | 2.1%       |
| 9                                                                                                                                                           | Missing                                                    | 0     |            |
| Warning: these figures indicate the number of cases found in the data file. They cannot be interpreted as summary statistics of the population of interest. |                                                            |       |            |
| # fs125003: 25. How much do you agree with the following descriptions of your teacher?(3) My teacher thinks I am a good student                             |                                                            |       |            |
| Information                                                                                                                                                 | [Type= discrete] [Format=numeric] [Range= 0-9] [Missing=*] |       |            |
| Statistics [NW/ W]                                                                                                                                          | [Valid=1826 /-] [Invalid=0 /-]                             |       |            |
| Value                                                                                                                                                       | Label                                                      | Cases | Percentage |
| 0                                                                                                                                                           | Skip                                                       | 99    | 5.4%       |
| 1                                                                                                                                                           | Very suitable                                              | 144   | 7.9%       |
| 2                                                                                                                                                           | Suitable                                                   | 1158  | 63.4%      |
| 3                                                                                                                                                           | Unsuitable                                                 | 385   | 21.1%      |
| 4                                                                                                                                                           | Very unsuitable                                            | 40    | 2.2%       |
| 9                                                                                                                                                           | Missing                                                    | 0     |            |
| Warning: these figures indicate the number of cases found in the data file. They cannot be interpreted as summary statistics of the population of interest. |                                                            |       |            |
| # fs125004: 25. How much do you agree with the following descriptions of your teacher?(4) My teacher cares about me                                         |                                                            |       |            |
| Information                                                                                                                                                 | [Type= discrete] [Format=numeric] [Range= 0-9] [Missing=*] |       |            |
| Statistics [NW/ W]                                                                                                                                          | [Valid=1826 /-] [Invalid=0 /-]                             |       |            |

| # fs125004: 25. How much do you agree with the following descriptions of your teacher?(4) My teacher cares about me                                            |                                                            |       |                                                                                             |
|----------------------------------------------------------------------------------------------------------------------------------------------------------------|------------------------------------------------------------|-------|---------------------------------------------------------------------------------------------|
| Value                                                                                                                                                          | Label                                                      | Cases | Percentage                                                                                  |
| 0                                                                                                                                                              | Skip                                                       | 99    |  5.4%    |
| 1                                                                                                                                                              | Very suitable                                              | 176   |  9.6%    |
| 2                                                                                                                                                              | Suitable                                                   | 1211  |  66.3%   |
| 3                                                                                                                                                              | Unsuitable                                                 | 305   |  16.7%   |
| 4                                                                                                                                                              | Very unsuitable                                            | 35    |  1.9%    |
| 9                                                                                                                                                              | Missing                                                    | 0     |                                                                                             |
| Warning: these figures indicate the number of cases found in the data file. They cannot be interpreted as summary statistics of the population of interest.    |                                                            |       |                                                                                             |
| # fs125005: 25. How much do you agree with the following descriptions of your teacher?(5) My teacher picks on me                                               |                                                            |       |                                                                                             |
| Information                                                                                                                                                    | [Type= discrete] [Format=numeric] [Range= 0-9] [Missing=*] |       |                                                                                             |
| Statistics [NW/ W]                                                                                                                                             | [Valid=1826 /-] [Invalid=0 /-]                             |       |                                                                                             |
| Value                                                                                                                                                          | Label                                                      | Cases | Percentage                                                                                  |
| 0                                                                                                                                                              | Skip                                                       | 99    |  5.4%    |
| 1                                                                                                                                                              | Very suitable                                              | 30    |  1.6%    |
| 2                                                                                                                                                              | Suitable                                                   | 141   |  7.7%    |
| 3                                                                                                                                                              | Unsuitable                                                 | 1032  |  56.5%   |
| 4                                                                                                                                                              | Very unsuitable                                            | 524   |  28.7%   |
| 9                                                                                                                                                              | Missing                                                    | 0     |                                                                                             |
| Warning: these figures indicate the number of cases found in the data file. They cannot be interpreted as summary statistics of the population of interest.    |                                                            |       |                                                                                             |
| # fs126001: 26. Does your school provide assistance for continuing education or for entering the workforce? (multiple selections possible) (1) Choosing school |                                                            |       |                                                                                             |
| Information                                                                                                                                                    | [Type= discrete] [Format=numeric] [Range= 0-9] [Missing=*] |       |                                                                                             |
| Statistics [NW/ W]                                                                                                                                             | [Valid=1826 /-] [Invalid=0 /-]                             |       |                                                                                             |
| Value                                                                                                                                                          | Label                                                      | Cases | Percentage                                                                                  |
| 0                                                                                                                                                              | Skip                                                       | 99    |  5.4%  |
| 1                                                                                                                                                              | Yes                                                        | 1252  |  68.6% |
| 2                                                                                                                                                              | No                                                         | 473   |  25.9% |
| 7                                                                                                                                                              | Don't know                                                 | 2     |  0.1%  |
| 9                                                                                                                                                              | Missing                                                    | 0     |                                                                                             |
| Warning: these figures indicate the number of cases found in the data file. They cannot be interpreted as summary statistics of the population of interest.    |                                                            |       |                                                                                             |
| # fs126002: 26. Does your school provide assistance for continuing education or for entering the workforce? (multiple selections possible) (2) Choosing major  |                                                            |       |                                                                                             |
| Information                                                                                                                                                    | [Type= discrete] [Format=numeric] [Range= 0-9] [Missing=*] |       |                                                                                             |
| Statistics [NW/ W]                                                                                                                                             | [Valid=1826 /-] [Invalid=0 /-]                             |       |                                                                                             |
| Value                                                                                                                                                          | Label                                                      | Cases | Percentage                                                                                  |
| 0                                                                                                                                                              | Skip                                                       | 99    |  5.4%  |
| 1                                                                                                                                                              | Yes                                                        | 1200  |  65.7% |
| 2                                                                                                                                                              | No                                                         | 525   |  28.8% |
| 7                                                                                                                                                              | Don't know                                                 | 2     |  0.1%  |
| 9                                                                                                                                                              | Missing                                                    | 0     |                                                                                             |
| Warning: these figures indicate the number of cases found in the data file. They cannot be interpreted as summary statistics of the population of interest.    |                                                            |       |                                                                                             |
| # fs126003: 26. Does your school provide assistance for continuing education or for entering the workforce? (multiple selections possible) (3) Job training    |                                                            |       |                                                                                             |
| Information                                                                                                                                                    | [Type= discrete] [Format=numeric] [Range= 0-9] [Missing=*] |       |                                                                                             |



**# fs126003: 26. Does your school provide assistance for continuing education or for entering the workforce? (multiple selections possible) (3) Job training**

Statistics [NW/ W] [Valid=1826 /-] [Invalid=0 /-]

| Value | Label      | Cases | Percentage |
|-------|------------|-------|------------|
| 0     | Skip       | 99    | 5.4%       |
| 1     | Yes        | 324   | 17.7%      |
| 2     | No         | 1401  | 76.7%      |
| 7     | Don't know | 2     | 0.1%       |
| 9     | Missing    | 0     |            |

Warning: these figures indicate the number of cases found in the data file. They cannot be interpreted as summary statistics of the population of interest.

**# fs126004: 26. Does your school provide assistance for continuing education or for entering the workforce? (multiple selections possible) (4) Choosing job**

Information [Type= discrete] [Format=numeric] [Range= 0-9] [Missing=\*]

Statistics [NW/ W] [Valid=1826 /-] [Invalid=0 /-]

| Value | Label      | Cases | Percentage |
|-------|------------|-------|------------|
| 0     | Skip       | 99    | 5.4%       |
| 1     | Yes        | 205   | 11.2%      |
| 2     | No         | 1520  | 83.2%      |
| 7     | Don't know | 2     | 0.1%       |
| 9     | Missing    | 0     |            |

Warning: these figures indicate the number of cases found in the data file. They cannot be interpreted as summary statistics of the population of interest.

**# fs126005: 26. Does your school provide assistance for continuing education or for entering the workforce? (multiple selections possible) (5) Other**

Information [Type= discrete] [Format=numeric] [Range= 0-9] [Missing=\*]

Statistics [NW/ W] [Valid=1826 /-] [Invalid=0 /-]

| Value | Label      | Cases | Percentage |
|-------|------------|-------|------------|
| 0     | Skip       | 99    | 5.4%       |
| 1     | Yes        | 51    | 2.8%       |
| 2     | No         | 1674  | 91.7%      |
| 7     | Don't know | 2     | 0.1%       |
| 9     | Missing    | 0     |            |

Warning: these figures indicate the number of cases found in the data file. They cannot be interpreted as summary statistics of the population of interest.

**# fs126006: 26. Does your school provide assistance for continuing education or for entering the workforce? (multiple selections possible) (6) None**

Information [Type= discrete] [Format=numeric] [Range= 0-9] [Missing=\*]

Statistics [NW/ W] [Valid=1826 /-] [Invalid=0 /-]




| Value | Label      | Cases | Percentage |
|-------|------------|-------|------------|
| 0     | Skip       | 99    | 5.4%       |
| 1     | Yes        | 148   | 8.1%       |
| 2     | No         | 1577  | 86.4%      |
| 7     | Don't know | 2     | 0.1%       |
| 9     | Missing    | 0     |            |

Warning: these figures indicate the number of cases found in the data file. They cannot be interpreted as summary statistics of the population of interest.

**# fs127000: 27. Have you represented your class/school to participate in any competition(s) since entering high school/vocational high school/junior college?**

**Information** [Type= discrete] [Format=numeric] [Range= 0-9] [Missing=\*]

**Statistics [NW/ W]** [Valid=1826 /-] [Invalid=0 /-]


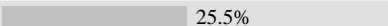
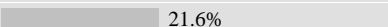
| Value | Label   | Cases | Percentage                                                                                |
|-------|---------|-------|-------------------------------------------------------------------------------------------|
| 0     | Skip    | 99    |  5.4%  |
| 1     | Yes     | 860   |  47.1% |
| 2     | No      | 867   |  47.5% |
| 9     | Missing | 0     |                                                                                           |

*Warning: these figures indicate the number of cases found in the data file. They cannot be interpreted as summary statistics of the population of interest.*

**# fs127a01: 27. Have you represented your class/school to participate in any competition(s) since entering high school/vocational high school/junior college? In which area? (1) Sports, dance**

**Information** [Type= discrete] [Format=numeric] [Range= 0-9] [Missing=\*]

**Statistics [NW/ W]** [Valid=1826 /-] [Invalid=0 /-]




| Value | Label   | Cases | Percentage                                                                                |
|-------|---------|-------|-------------------------------------------------------------------------------------------|
| 0     | Skip    | 966   |  52.9% |
| 1     | Yes     | 465   |  25.5% |
| 2     | No      | 395   |  21.6% |
| 9     | Missing | 0     |                                                                                           |

*Warning: these figures indicate the number of cases found in the data file. They cannot be interpreted as summary statistics of the population of interest.*

**# fs127a02: 27. Have you represented your class/school to participate in any competition(s) since entering high school/vocational high school/junior college? In which area? (2) Arts or calligraphy**

**Information** [Type= discrete] [Format=numeric] [Range= 0-9] [Missing=\*]

**Statistics [NW/ W]** [Valid=1826 /-] [Invalid=0 /-]




| Value | Label   | Cases | Percentage                                                                                  |
|-------|---------|-------|---------------------------------------------------------------------------------------------|
| 0     | Skip    | 966   |  52.9% |
| 1     | Yes     | 126   |  6.9%  |
| 2     | No      | 734   |  40.2% |
| 9     | Missing | 0     |                                                                                             |

*Warning: these figures indicate the number of cases found in the data file. They cannot be interpreted as summary statistics of the population of interest.*

**# fs127a03: 27. Have you represented your class/school to participate in any competition(s) since entering high school/vocational high school/junior college? In which area? (3) Writing, speech**

**Information** [Type= discrete] [Format=numeric] [Range= 0-9] [Missing=\*]

**Statistics [NW/ W]** [Valid=1826 /-] [Invalid=0 /-]

| Value | Label   | Cases | Percentage                                                                                  |
|-------|---------|-------|---------------------------------------------------------------------------------------------|
| 0     | Skip    | 966   |  52.9% |
| 1     | Yes     | 231   |  12.7% |
| 2     | No      | 629   |  34.4% |
| 9     | Missing | 0     |                                                                                             |




*Warning: these figures indicate the number of cases found in the data file. They cannot be interpreted as summary statistics of the population of interest.*

**# fs127a04: 27. Have you represented your class/school to participate in any competition(s) since entering high school/vocational high school/junior college? In which area? (4) Music**

**Information** [Type= discrete] [Format=numeric] [Range= 0-9] [Missing=\*]

**Statistics [NW/ W]** [Valid=1826 /-] [Invalid=0 /-]




**# fs127a04: 27. Have you represented your class/school to participate in any competition(s) since entering high school/vocational high school/junior college? In which area? (4) Music**

| Value | Label   | Cases | Percentage                                                                                |
|-------|---------|-------|-------------------------------------------------------------------------------------------|
| 0     | Skip    | 966   |  52.9% |
| 1     | Yes     | 103   |  5.6%  |
| 2     | No      | 757   |  41.5% |
| 9     | Missing | 0     |                                                                                           |

*Warning: these figures indicate the number of cases found in the data file. They cannot be interpreted as summary statistics of the population of interest.*

**# fs127a05: 27. Have you represented your class/school to participate in any competition(s) since entering high school/vocational high school/junior college? In which area? (5) Science**




|                           |                                                            |
|---------------------------|------------------------------------------------------------|
| <b>Information</b>        | [Type= discrete] [Format=numeric] [Range= 0-9] [Missing=*] |
| <b>Statistics [NW/ W]</b> | [Valid=1826 /-] [Invalid=0 /-]                             |

| Value | Label   | Cases | Percentage                                                                                |
|-------|---------|-------|-------------------------------------------------------------------------------------------|
| 0     | Skip    | 966   |  52.9% |
| 1     | Yes     | 66    |  3.6%  |
| 2     | No      | 794   |  43.5% |
| 9     | Missing | 0     |                                                                                           |

*Warning: these figures indicate the number of cases found in the data file. They cannot be interpreted as summary statistics of the population of interest.*

**# fs127a06: 27. Have you represented your class/school to participate in any competition(s) since entering high school/vocational high school/junior college? In which area? (6) Other**




|                           |                                                            |
|---------------------------|------------------------------------------------------------|
| <b>Information</b>        | [Type= discrete] [Format=numeric] [Range= 0-9] [Missing=*] |
| <b>Statistics [NW/ W]</b> | [Valid=1826 /-] [Invalid=0 /-]                             |

| Value | Label   | Cases | Percentage                                                                                  |
|-------|---------|-------|---------------------------------------------------------------------------------------------|
| 0     | Skip    | 966   |  52.9% |
| 1     | Yes     | 125   |  6.8%  |
| 2     | No      | 735   |  40.3% |
| 9     | Missing | 0     |                                                                                             |

*Warning: these figures indicate the number of cases found in the data file. They cannot be interpreted as summary statistics of the population of interest.*

**# fs128000: 28. Have your parents discussed with you furthering education?**




|                           |                                                            |
|---------------------------|------------------------------------------------------------|
| <b>Information</b>        | [Type= discrete] [Format=numeric] [Range= 0-9] [Missing=*] |
| <b>Statistics [NW/ W]</b> | [Valid=1826 /-] [Invalid=0 /-]                             |

| Value | Label   | Cases | Percentage                                                                                  |
|-------|---------|-------|---------------------------------------------------------------------------------------------|
| 0     | Skip    | 100   |  5.5%  |
| 1     | Yes     | 1444  |  79.1% |
| 2     | No      | 282   |  15.4% |
| 9     | Missing | 0     |                                                                                             |

*Warning: these figures indicate the number of cases found in the data file. They cannot be interpreted as summary statistics of the population of interest.*

**# fs128a01: 28.What kind of things did you discuss? (multiple selections possible)(1) Which school to attend**




|                           |                                                            |
|---------------------------|------------------------------------------------------------|
| <b>Information</b>        | [Type= discrete] [Format=numeric] [Range= 0-9] [Missing=*] |
| <b>Statistics [NW/ W]</b> | [Valid=1826 /-] [Invalid=0 /-]                             |

| Value | Label | Cases | Percentage                                                                                  |
|-------|-------|-------|---------------------------------------------------------------------------------------------|
| 0     | Skip  | 381   |  20.9% |
| 1     | Yes   | 1313  |  71.9% |
| 2     | No    | 131   |  7.2%  |

|                                                                                                                                                             |                                                            |              |                   |
|-------------------------------------------------------------------------------------------------------------------------------------------------------------|------------------------------------------------------------|--------------|-------------------|
| # fs128a01: 28.What kind of things did you discuss? (multiple selections possible)(1) Which school to attend                                                |                                                            |              |                   |
| <b>Value</b>                                                                                                                                                | <b>Label</b>                                               | <b>Cases</b> | <b>Percentage</b> |
| 9                                                                                                                                                           | Missing                                                    | 1            | 0.1%              |
| Warning: these figures indicate the number of cases found in the data file. They cannot be interpreted as summary statistics of the population of interest. |                                                            |              |                   |
| # fs128a02: 28.What kind of things did you discuss? (multiple selections possible)(2) Which major to study                                                  |                                                            |              |                   |
| <b>Information</b>                                                                                                                                          | [Type= discrete] [Format=numeric] [Range= 0-9] [Missing=*] |              |                   |
| <b>Statistics [NW/ W]</b>                                                                                                                                   | [Valid=1826 /-] [Invalid=0 /-]                             |              |                   |
| <b>Value</b>                                                                                                                                                | <b>Label</b>                                               | <b>Cases</b> | <b>Percentage</b> |
| 0                                                                                                                                                           | Skip                                                       | 381          | 20.9%             |
| 1                                                                                                                                                           | Yes                                                        | 1117         | 61.2%             |
| 2                                                                                                                                                           | No                                                         | 327          | 17.9%             |
| 9                                                                                                                                                           | Missing                                                    | 1            | 0.1%              |
| Warning: these figures indicate the number of cases found in the data file. They cannot be interpreted as summary statistics of the population of interest. |                                                            |              |                   |
| # fs128a03: 28.What kind of things did you discuss? (multiple selections possible)(3) How to arrange learning progress                                      |                                                            |              |                   |
| <b>Information</b>                                                                                                                                          | [Type= discrete] [Format=numeric] [Range= 0-9] [Missing=*] |              |                   |
| <b>Statistics [NW/ W]</b>                                                                                                                                   | [Valid=1826 /-] [Invalid=0 /-]                             |              |                   |
| <b>Value</b>                                                                                                                                                | <b>Label</b>                                               | <b>Cases</b> | <b>Percentage</b> |
| 0                                                                                                                                                           | Skip                                                       | 381          | 20.9%             |
| 1                                                                                                                                                           | Yes                                                        | 241          | 13.2%             |
| 2                                                                                                                                                           | No                                                         | 1203         | 65.9%             |
| 9                                                                                                                                                           | Missing                                                    | 1            | 0.1%              |
| Warning: these figures indicate the number of cases found in the data file. They cannot be interpreted as summary statistics of the population of interest. |                                                            |              |                   |
| # fs128a04: 28.What kind of things did you discuss? (multiple selections possible)(4) How to prepare to apply or get recommendation                         |                                                            |              |                   |
| <b>Information</b>                                                                                                                                          | [Type= discrete] [Format=numeric] [Range= 0-9] [Missing=*] |              |                   |
| <b>Statistics [NW/ W]</b>                                                                                                                                   | [Valid=1826 /-] [Invalid=0 /-]                             |              |                   |
| <b>Value</b>                                                                                                                                                | <b>Label</b>                                               | <b>Cases</b> | <b>Percentage</b> |
| 0                                                                                                                                                           | Skip                                                       | 381          | 20.9%             |
| 1                                                                                                                                                           | Yes                                                        | 357          | 19.6%             |
| 2                                                                                                                                                           | No                                                         | 1087         | 59.5%             |
| 9                                                                                                                                                           | Missing                                                    | 1            | 0.1%              |
| Warning: these figures indicate the number of cases found in the data file. They cannot be interpreted as summary statistics of the population of interest. |                                                            |              |                   |
| # fs128a05: 28.What kind of things did you discuss? (multiple selections possible)(5) How to deal with emotional stress                                     |                                                            |              |                   |
| <b>Information</b>                                                                                                                                          | [Type= discrete] [Format=numeric] [Range= 0-9] [Missing=*] |              |                   |
| <b>Statistics [NW/ W]</b>                                                                                                                                   | [Valid=1826 /-] [Invalid=0 /-]                             |              |                   |
| <b>Value</b>                                                                                                                                                | <b>Label</b>                                               | <b>Cases</b> | <b>Percentage</b> |
| 0                                                                                                                                                           | Skip                                                       | 381          | 20.9%             |
| 1                                                                                                                                                           | Yes                                                        | 248          | 13.6%             |
| 2                                                                                                                                                           | No                                                         | 1196         | 65.5%             |
| 9                                                                                                                                                           | Missing                                                    | 1            | 0.1%              |
| Warning: these figures indicate the number of cases found in the data file. They cannot be interpreted as summary statistics of the population of interest. |                                                            |              |                   |
| # fs128a06: 28.What kind of things did you discuss? (multiple selections possible)(6) What reward is there for getting accepted into schools                |                                                            |              |                   |
| <b>Information</b>                                                                                                                                          | [Type= discrete] [Format=numeric] [Range= 0-9] [Missing=*] |              |                   |

**# fs128a06: 28.What kind of things did you discuss? (multiple selections possible)(6) What reward is there for getting accepted into schools**

|                           |                                |
|---------------------------|--------------------------------|
| <b>Statistics [NW/ W]</b> | [Valid=1826 /-] [Invalid=0 /-] |
|---------------------------|--------------------------------|




| Value | Label   | Cases | Percentage                                                                                |
|-------|---------|-------|-------------------------------------------------------------------------------------------|
| 0     | Skip    | 381   |  20.9% |
| 1     | Yes     | 267   |  14.6% |
| 2     | No      | 1177  |  64.5% |
| 9     | Missing | 1     | 0.1%                                                                                      |

*Warning: these figures indicate the number of cases found in the data file. They cannot be interpreted as summary statistics of the population of interest.*

**# fs128a07: 28.What kind of things did you discuss? (multiple selections possible)(7) Other**

|                    |                                                            |
|--------------------|------------------------------------------------------------|
| <b>Information</b> | [Type= discrete] [Format=numeric] [Range= 0-9] [Missing=*] |
|--------------------|------------------------------------------------------------|

|                           |                                |
|---------------------------|--------------------------------|
| <b>Statistics [NW/ W]</b> | [Valid=1826 /-] [Invalid=0 /-] |
|---------------------------|--------------------------------|








| Value | Label   | Cases | Percentage                                                                                |
|-------|---------|-------|-------------------------------------------------------------------------------------------|
| 0     | Skip    | 381   |  20.9% |
| 1     | Yes     | 34    |  1.9%  |
| 2     | No      | 1410  |  77.2% |
| 9     | Missing | 1     | 0.1%                                                                                      |

*Warning: these figures indicate the number of cases found in the data file. They cannot be interpreted as summary statistics of the population of interest.*

**# fs129000: 29.Which university entrance method do you think is the fairest? (select one)**

|                    |                                                            |
|--------------------|------------------------------------------------------------|
| <b>Information</b> | [Type= discrete] [Format=numeric] [Range= 0-9] [Missing=*] |
|--------------------|------------------------------------------------------------|

|                           |                                |
|---------------------------|--------------------------------|
| <b>Statistics [NW/ W]</b> | [Valid=1826 /-] [Invalid=0 /-] |
|---------------------------|--------------------------------|








| Value | Label                       | Cases | Percentage                                                                                  |
|-------|-----------------------------|-------|---------------------------------------------------------------------------------------------|
| 0     | Skip                        | 99    |  5.4%  |
| 1     | Selection by recommendation | 83    |  4.5%  |
| 2     | Assignment by test result   | 800   |  43.8% |
| 3     | Application                 | 125   |  6.8%  |
| 4     | Guaranteed admission        | 23    |  1.3%  |
| 5     | All equally fair            | 441   |  24.2% |
| 6     | All are unfair              | 254   |  13.9% |
| 9     | Missing                     | 1     | 0.1%                                                                                        |

*Warning: these figures indicate the number of cases found in the data file. They cannot be interpreted as summary statistics of the population of interest.*

**# fs130000: 30.Which university entrance method do you think is the most advantageous to you? (select one)**

|                    |                                                            |
|--------------------|------------------------------------------------------------|
| <b>Information</b> | [Type= discrete] [Format=numeric] [Range= 0-9] [Missing=*] |
|--------------------|------------------------------------------------------------|

|                           |                                |
|---------------------------|--------------------------------|
| <b>Statistics [NW/ W]</b> | [Valid=1826 /-] [Invalid=0 /-] |
|---------------------------|--------------------------------|

| Value | Label                       | Cases | Percentage                                                                                  |
|-------|-----------------------------|-------|---------------------------------------------------------------------------------------------|
| 0     | Skip                        | 99    |  5.4%  |
| 1     | Selection by recommendation | 320   |  17.5% |
| 2     | Assignment by test result   | 587   |  32.1% |
| 3     | Application                 | 245   |  13.4% |
| 4     | Guaranteed admission        | 82    |  4.5%  |
| 5     | All equally advantageous    | 178   |  9.7%  |
| 6     | None are advantageous       | 312   |  17.1% |
| 9     | Missing                     | 3     | 0.2%                                                                                        |

*Warning: these figures indicate the number of cases found in the data file. They cannot be interpreted as summary statistics of the population of interest.*

| # fs131a00: 31. Which type of university do you prefer to attend? (select one)                                                                              |                                                            |       |                              |
|-------------------------------------------------------------------------------------------------------------------------------------------------------------|------------------------------------------------------------|-------|------------------------------|
| Information                                                                                                                                                 | [Type= discrete] [Format=numeric] [Range= 0-9] [Missing=*] |       |                              |
| Statistics [NW/ W]                                                                                                                                          | [Valid=1826 /-] [Invalid=0 /-]                             |       |                              |
| Value                                                                                                                                                       | Label                                                      | Cases | Percentage                   |
| 0                                                                                                                                                           | Skip                                                       | 99    | <div><div></div></div> 5.4%  |
| 1                                                                                                                                                           | Normal university                                          | 929   | <div><div></div></div> 50.9% |
| 2                                                                                                                                                           | University of science and technology                       | 353   | <div><div></div></div> 19.3% |
| 3                                                                                                                                                           | Technical Institute                                        | 361   | <div><div></div></div> 19.8% |
| 4                                                                                                                                                           | 2-year junior college                                      | 58    | <div><div></div></div> 3.2%  |
| 5                                                                                                                                                           | Other, please specify                                      | 18    | <div><div></div></div> 1.0%  |
| 7                                                                                                                                                           | Don't know                                                 | 5     | <div><div></div></div> 0.3%  |
| 9                                                                                                                                                           | Missing                                                    | 3     | <div><div></div></div> 0.2%  |
| Warning: these figures indicate the number of cases found in the data file. They cannot be interpreted as summary statistics of the population of interest. |                                                            |       |                              |
| # fs131b00: 31. Which type of university do you prefer to attend? (select one)                                                                              |                                                            |       |                              |
| Information                                                                                                                                                 | [Type= discrete] [Format=numeric] [Range= 0-9] [Missing=*] |       |                              |
| Statistics [NW/ W]                                                                                                                                          | [Valid=1826 /-] [Invalid=0 /-]                             |       |                              |
| Value                                                                                                                                                       | Label                                                      | Cases | Percentage                   |
| 0                                                                                                                                                           | Skip                                                       | 122   | <div><div></div></div> 6.7%  |
| 1                                                                                                                                                           | Public                                                     | 1497  | <div><div></div></div> 82.0% |
| 2                                                                                                                                                           | Private                                                    | 204   | <div><div></div></div> 11.2% |
| 9                                                                                                                                                           | Missing                                                    | 3     | <div><div></div></div> 0.2%  |
| Warning: these figures indicate the number of cases found in the data file. They cannot be interpreted as summary statistics of the population of interest. |                                                            |       |                              |
| # fs132000: 32.If you can choose which university to attend, what will be your priority? (select one)                                                       |                                                            |       |                              |
| Information                                                                                                                                                 | [Type= discrete] [Format=numeric] [Range= 0-9] [Missing=*] |       |                              |
| Statistics [NW/ W]                                                                                                                                          | [Valid=1826 /-] [Invalid=0 /-]                             |       |                              |
| Value                                                                                                                                                       | Label                                                      | Cases | Percentage                   |
| 0                                                                                                                                                           | Skip                                                       | 99    | <div><div></div></div> 5.4%  |
| 1                                                                                                                                                           | The ranking of the university                              | 236   | <div><div></div></div> 12.9% |
| 2                                                                                                                                                           | Well-known major                                           | 172   | <div><div></div></div> 9.4%  |
| 3                                                                                                                                                           | The location of the campus                                 | 247   | <div><div></div></div> 13.5% |
| 4                                                                                                                                                           | Your own interest                                          | 957   | <div><div></div></div> 52.4% |
| 5                                                                                                                                                           | Tuition fee, scholarship, and other financial factors      | 98    | <div><div></div></div> 5.4%  |
| 6                                                                                                                                                           | Other, please specify                                      | 16    | <div><div></div></div> 0.9%  |
| 9                                                                                                                                                           | Missing                                                    | 1     | <div><div></div></div> 0.1%  |
| Warning: these figures indicate the number of cases found in the data file. They cannot be interpreted as summary statistics of the population of interest. |                                                            |       |                              |
| # fs133a00: 33.Based on your current performance,which type of university do you think you are most likely to attend                                        |                                                            |       |                              |
| Information                                                                                                                                                 | [Type= discrete] [Format=numeric] [Range= 0-9] [Missing=*] |       |                              |
| Statistics [NW/ W]                                                                                                                                          | [Valid=1826 /-] [Invalid=0 /-]                             |       |                              |
| Value                                                                                                                                                       | Label                                                      | Cases | Percentage                   |
| 0                                                                                                                                                           | Skip                                                       | 99    | <div><div></div></div> 5.4%  |
| 1                                                                                                                                                           | Normal university                                          | 802   | <div><div></div></div> 43.9% |
| 2                                                                                                                                                           | University of science and technology                       | 239   | <div><div></div></div> 13.1% |
| 3                                                                                                                                                           | Technical Institute                                        | 510   | <div><div></div></div> 27.9% |
| 4                                                                                                                                                           | 2-year junior college                                      | 131   | <div><div></div></div> 7.2%  |

**# fs133a00: 33. Based on your current performance, which type of university do you think you are most likely to attend**

| Value | Label                 | Cases | Percentage |
|-------|-----------------------|-------|------------|
| 5     | Other, please specify | 23    | 1.3%       |
| 7     | Don't know            | 20    | 1.1%       |
| 9     | Missing               | 2     | 0.1%       |

*Warning: these figures indicate the number of cases found in the data file. They cannot be interpreted as summary statistics of the population of interest.*

**# fs133b00: 33. Based on your current performance, which type of university do you think you are most likely to attend**

|                           |                                                            |
|---------------------------|------------------------------------------------------------|
| <b>Information</b>        | [Type= discrete] [Format=numeric] [Range= 0-9] [Missing=*] |
| <b>Statistics [NW/ W]</b> | [Valid=1826 /-] [Invalid=0 /-]                             |

| Value | Label   | Cases | Percentage |
|-------|---------|-------|------------|
| 0     | Skip    | 142   | 7.8%       |
| 1     | Public  | 484   | 26.5%      |
| 2     | Private | 1198  | 65.6%      |
| 9     | Missing | 2     | 0.1%       |

*Warning: these figures indicate the number of cases found in the data file. They cannot be interpreted as summary statistics of the population of interest.*

**# fs134000: 34. Whose opinion is the most important when you decide which university to attend in the future?**

|                           |                                                            |
|---------------------------|------------------------------------------------------------|
| <b>Information</b>        | [Type= discrete] [Format=numeric] [Range= 0-9] [Missing=*] |
| <b>Statistics [NW/ W]</b> | [Valid=1826 /-] [Invalid=0 /-]                             |

| Value | Label                                                  | Cases | Percentage |
|-------|--------------------------------------------------------|-------|------------|
| 0     | Skip                                                   | 99    | 5.4%       |
| 1     | Parents'                                               | 85    | 4.7%       |
| 2     | Mine                                                   | 900   | 49.3%      |
| 3     | Parents' opinion and my own opinion are both important | 610   | 33.4%      |
| 4     | Teachers'                                              | 59    | 3.2%       |
| 5     | Friends'                                               | 44    | 2.4%       |
| 6     | Other, please specify                                  | 29    | 1.6%       |
| 9     | Missing                                                | 0     |            |

*Warning: these figures indicate the number of cases found in the data file. They cannot be interpreted as summary statistics of the population of interest.*

**# fs135000: 35. Based on your current environment and ability, what level of education do you think you can achieve?**

|                           |                                                            |
|---------------------------|------------------------------------------------------------|
| <b>Information</b>        | [Type= discrete] [Format=numeric] [Range= 0-9] [Missing=*] |
| <b>Statistics [NW/ W]</b> | [Valid=1826 /-] [Invalid=0 /-]                             |

| Value | Label                                        | Cases | Percentage |
|-------|----------------------------------------------|-------|------------|
| 0     | Skip                                         | 99    | 5.4%       |
| 1     | High school/ vocational high school graduate | 105   | 5.8%       |
| 2     | 2-year or 5-year junior college graduate     | 122   | 6.7%       |
| 3     | University of technical institute graduate   | 978   | 53.6%      |
| 4     | Master's Degree                              | 370   | 20.3%      |
| 5     | Doctorate Degree                             | 115   | 6.3%       |
| 6     | Other, please specify                        | 16    | 0.9%       |
| 7     | Don't know                                   | 20    | 1.1%       |
| 9     | Missing                                      | 1     | 0.1%       |

*Warning: these figures indicate the number of cases found in the data file. They cannot be interpreted as summary statistics of the population of interest.*

| # fs136000: 36. If there's no restriction, what level of education do you wish to achieve?                                                                  |                                                              |                                                             |                        |       |
|-------------------------------------------------------------------------------------------------------------------------------------------------------------|--------------------------------------------------------------|-------------------------------------------------------------|------------------------|-------|
| Information                                                                                                                                                 |                                                              | [Type= discrete] [Format=numeric] [Range= 0-9] [Missing=*]  |                        |       |
| Statistics [NW/ W]                                                                                                                                          |                                                              | [Valid=1826 /-] [Invalid=0 /-]                              |                        |       |
| Value                                                                                                                                                       | Label                                                        | Cases                                                       | Percentage             |       |
| 0                                                                                                                                                           | Skip                                                         | 99                                                          | <div><div></div></div> | 5.4%  |
| 1                                                                                                                                                           | High school/ vocational high school graduate                 | 37                                                          | <div><div></div></div> | 2.0%  |
| 2                                                                                                                                                           | 2-year or 5-year junior college graduate                     | 60                                                          | <div><div></div></div> | 3.3%  |
| 3                                                                                                                                                           | University of technical institute graduate                   | 556                                                         | <div><div></div></div> | 30.4% |
| 4                                                                                                                                                           | Master's Degree                                              | 469                                                         | <div><div></div></div> | 25.7% |
| 5                                                                                                                                                           | Doctorate Degree                                             | 562                                                         | <div><div></div></div> | 30.8% |
| 6                                                                                                                                                           | Other, please specify                                        | 31                                                          | <div><div></div></div> | 1.7%  |
| 7                                                                                                                                                           | Don't know                                                   | 10                                                          | <div><div></div></div> | 0.5%  |
| 9                                                                                                                                                           | Missing                                                      | 2                                                           | <div><div></div></div> | 0.1%  |
| Warning: these figures indicate the number of cases found in the data file. They cannot be interpreted as summary statistics of the population of interest. |                                                              |                                                             |                        |       |
| # fs137000: 37. What are your parents' expectations of you after you graduated from high school/vocational high school/junior college? (select one)         |                                                              |                                                             |                        |       |
| Information                                                                                                                                                 |                                                              | [Type= discrete] [Format=numeric] [Range= 0-99] [Missing=*] |                        |       |
| Statistics [NW/ W]                                                                                                                                          |                                                              | [Valid=1826 /-] [Invalid=0 /-]                              |                        |       |
| Value                                                                                                                                                       | Label                                                        | Cases                                                       | Percentage             |       |
| 0                                                                                                                                                           | Skip                                                         | 99                                                          | <div><div></div></div> | 5.4%  |
| 1                                                                                                                                                           | Get a full-time job                                          | 100                                                         | <div><div></div></div> | 5.5%  |
| 2                                                                                                                                                           | Learn a technical skill                                      | 162                                                         | <div><div></div></div> | 8.9%  |
| 3                                                                                                                                                           | Attend university                                            | 1291                                                        | <div><div></div></div> | 70.7% |
| 4                                                                                                                                                           | Attend 2-year junior college                                 | 39                                                          | <div><div></div></div> | 2.1%  |
| 5                                                                                                                                                           | Attend military school or police academy                     | 53                                                          | <div><div></div></div> | 2.9%  |
| 6                                                                                                                                                           | Go to mandatory military training before finding a job       | 25                                                          | <div><div></div></div> | 1.4%  |
| 7                                                                                                                                                           | Go to mandatory military training before going to university | 6                                                           | <div><div></div></div> | 0.3%  |
| 8                                                                                                                                                           | Get married                                                  | 2                                                           | <div><div></div></div> | 0.1%  |
| 9                                                                                                                                                           | Other, please specify                                        | 38                                                          | <div><div></div></div> | 2.1%  |
| 97                                                                                                                                                          | Don't know                                                   | 10                                                          | <div><div></div></div> | 0.5%  |
| 99                                                                                                                                                          | Missing                                                      | 1                                                           | <div><div></div></div> | 0.1%  |
| Warning: these figures indicate the number of cases found in the data file. They cannot be interpreted as summary statistics of the population of interest. |                                                              |                                                             |                        |       |
| # fs138000: 38. Do you often think of giving up furthering your education (attend university) due to overwhelming stress from school?                       |                                                              |                                                             |                        |       |
| Information                                                                                                                                                 |                                                              | [Type= discrete] [Format=numeric] [Range= 0-9] [Missing=*]  |                        |       |
| Statistics [NW/ W]                                                                                                                                          |                                                              | [Valid=1826 /-] [Invalid=0 /-]                              |                        |       |
| Value                                                                                                                                                       | Label                                                        | Cases                                                       | Percentage             |       |
| 0                                                                                                                                                           | Skip                                                         | 99                                                          | <div><div></div></div> | 5.4%  |
| 1                                                                                                                                                           | Often                                                        | 88                                                          | <div><div></div></div> | 4.8%  |
| 2                                                                                                                                                           | Sometimes                                                    | 558                                                         | <div><div></div></div> | 30.6% |
| 3                                                                                                                                                           | Seldom                                                       | 666                                                         | <div><div></div></div> | 36.5% |
| 4                                                                                                                                                           | Never                                                        | 415                                                         | <div><div></div></div> | 22.7% |
| 9                                                                                                                                                           | Missing                                                      | 0                                                           | <div><div></div></div> |       |
| Warning: these figures indicate the number of cases found in the data file. They cannot be interpreted as summary statistics of the population of interest. |                                                              |                                                             |                        |       |



| # fs139000: 39. Do you worry about not being accepted into the university of your choice?                                                                   |                    |                                                            |                        |       |
|-------------------------------------------------------------------------------------------------------------------------------------------------------------|--------------------|------------------------------------------------------------|------------------------|-------|
| Information                                                                                                                                                 |                    | [Type= discrete] [Format=numeric] [Range= 0-9] [Missing=*] |                        |       |
| Statistics [NW/ W]                                                                                                                                          |                    | [Valid=1826 /-] [Invalid=0 /-]                             |                        |       |
| Value                                                                                                                                                       | Label              | Cases                                                      | Percentage             |       |
| 0                                                                                                                                                           | Skip               | 99                                                         | <div><div></div></div> | 5.4%  |
| 1                                                                                                                                                           | Very worried       | 560                                                        | <div><div></div></div> | 30.7% |
| 2                                                                                                                                                           | Somewhat worried   | 860                                                        | <div><div></div></div> | 47.1% |
| 3                                                                                                                                                           | Not really worried | 237                                                        | <div><div></div></div> | 13.0% |
| 4                                                                                                                                                           | Not at all worried | 70                                                         | <div><div></div></div> | 3.8%  |
| 9                                                                                                                                                           | Missing            | 0                                                          |                        |       |
| Warning: these figures indicate the number of cases found in the data file. They cannot be interpreted as summary statistics of the population of interest. |                    |                                                            |                        |       |
| # fs140000: 40. Do you worry about not being able to afford the university you want to attend even though you are accepted?                                 |                    |                                                            |                        |       |
| Information                                                                                                                                                 |                    | [Type= discrete] [Format=numeric] [Range= 0-9] [Missing=*] |                        |       |
| Statistics [NW/ W]                                                                                                                                          |                    | [Valid=1826 /-] [Invalid=0 /-]                             |                        |       |
| Value                                                                                                                                                       | Label              | Cases                                                      | Percentage             |       |
| 0                                                                                                                                                           | Skip               | 99                                                         | <div><div></div></div> | 5.4%  |
| 1                                                                                                                                                           | Very worried       | 109                                                        | <div><div></div></div> | 6.0%  |
| 2                                                                                                                                                           | Somewhat worried   | 381                                                        | <div><div></div></div> | 20.9% |
| 3                                                                                                                                                           | Not really worried | 835                                                        | <div><div></div></div> | 45.7% |
| 4                                                                                                                                                           | Not at all worried | 402                                                        | <div><div></div></div> | 22.0% |
| 9                                                                                                                                                           | Missing            | 0                                                          |                        |       |
| Warning: these figures indicate the number of cases found in the data file. They cannot be interpreted as summary statistics of the population of interest. |                    |                                                            |                        |       |
| # fs141001: 41. Do you agree with the following descriptions of your school?(1) I like school life                                                          |                    |                                                            |                        |       |
| Information                                                                                                                                                 |                    | [Type= discrete] [Format=numeric] [Range= 0-9] [Missing=*] |                        |       |
| Statistics [NW/ W]                                                                                                                                          |                    | [Valid=1826 /-] [Invalid=0 /-]                             |                        |       |
| Value                                                                                                                                                       | Label              | Cases                                                      | Percentage             |       |
| 0                                                                                                                                                           | Skip               | 99                                                         | <div><div></div></div> | 5.4%  |
| 1                                                                                                                                                           | Strongly agree     | 417                                                        | <div><div></div></div> | 22.8% |
| 2                                                                                                                                                           | Agree              | 1067                                                       | <div><div></div></div> | 58.4% |
| 3                                                                                                                                                           | Disagree           | 199                                                        | <div><div></div></div> | 10.9% |
| 4                                                                                                                                                           | Strongly disagree  | 44                                                         | <div><div></div></div> | 2.4%  |
| 9                                                                                                                                                           | Missing            | 0                                                          |                        |       |
| Warning: these figures indicate the number of cases found in the data file. They cannot be interpreted as summary statistics of the population of interest. |                    |                                                            |                        |       |
| # fs141002: 41. Do you agree with the following descriptions of your school?(2) I do not feel that I am a part of the school                                |                    |                                                            |                        |       |
| Information                                                                                                                                                 |                    | [Type= discrete] [Format=numeric] [Range= 0-9] [Missing=*] |                        |       |
| Statistics [NW/ W]                                                                                                                                          |                    | [Valid=1826 /-] [Invalid=0 /-]                             |                        |       |
| Value                                                                                                                                                       | Label              | Cases                                                      | Percentage             |       |
| 0                                                                                                                                                           | Skip               | 99                                                         | <div><div></div></div> | 5.4%  |
| 1                                                                                                                                                           | Strongly agree     | 30                                                         | <div><div></div></div> | 1.6%  |
| 2                                                                                                                                                           | Agree              | 158                                                        | <div><div></div></div> | 8.7%  |
| 3                                                                                                                                                           | Disagree           | 1001                                                       | <div><div></div></div> | 54.8% |
| 4                                                                                                                                                           | Strongly disagree  | 538                                                        | <div><div></div></div> | 29.5% |
| 9                                                                                                                                                           | Missing            | 0                                                          |                        |       |

| # fs141002: 41. Do you agree with the following descriptions of your school?(2) I do not feel that I am a part of the school                                           |                                                            |       |                              |
|------------------------------------------------------------------------------------------------------------------------------------------------------------------------|------------------------------------------------------------|-------|------------------------------|
| Warning: these figures indicate the number of cases found in the data file. They cannot be interpreted as summary statistics of the population of interest.            |                                                            |       |                              |
| # fs141003: 41. Do you agree with the following descriptions of your school?(3) I am proud of my school                                                                |                                                            |       |                              |
| Information                                                                                                                                                            | [Type= discrete] [Format=numeric] [Range= 0-9] [Missing=*] |       |                              |
| Statistics [NW/ W]                                                                                                                                                     | [Valid=1826 /-] [Invalid=0 /-]                             |       |                              |
| Value                                                                                                                                                                  | Label                                                      | Cases | Percentage                   |
| 0                                                                                                                                                                      | Skip                                                       | 99    | <div><div></div></div> 5.4%  |
| 1                                                                                                                                                                      | Strongly agree                                             | 209   | <div><div></div></div> 11.4% |
| 2                                                                                                                                                                      | Agree                                                      | 936   | <div><div></div></div> 51.3% |
| 3                                                                                                                                                                      | Disagree                                                   | 472   | <div><div></div></div> 25.8% |
| 4                                                                                                                                                                      | Strongly disagree                                          | 110   | <div><div></div></div> 6.0%  |
| 9                                                                                                                                                                      | Missing                                                    | 0     |                              |
| Warning: these figures indicate the number of cases found in the data file. They cannot be interpreted as summary statistics of the population of interest.            |                                                            |       |                              |
| # fs142000: 42. Does your current school have a good reputation for higher enrollment to good universities in the area (Taipei city, Taipei county, or Yi-Lan county)? |                                                            |       |                              |
| Information                                                                                                                                                            | [Type= discrete] [Format=numeric] [Range= 0-9] [Missing=*] |       |                              |
| Statistics [NW/ W]                                                                                                                                                     | [Valid=1826 /-] [Invalid=0 /-]                             |       |                              |
| Value                                                                                                                                                                  | Label                                                      | Cases | Percentage                   |
| 0                                                                                                                                                                      | Skip                                                       | 99    | <div><div></div></div> 5.4%  |
| 1                                                                                                                                                                      | Very good                                                  | 170   | <div><div></div></div> 9.3%  |
| 2                                                                                                                                                                      | Good                                                       | 338   | <div><div></div></div> 18.5% |
| 3                                                                                                                                                                      | Somewhat good                                              | 777   | <div><div></div></div> 42.6% |
| 4                                                                                                                                                                      | Somewhat bad                                               | 265   | <div><div></div></div> 14.5% |
| 5                                                                                                                                                                      | Very bad                                                   | 59    | <div><div></div></div> 3.2%  |
| 7                                                                                                                                                                      | Do not know                                                | 118   | <div><div></div></div> 6.5%  |
| 9                                                                                                                                                                      | Missing                                                    | 0     |                              |
| Warning: these figures indicate the number of cases found in the data file. They cannot be interpreted as summary statistics of the population of interest.            |                                                            |       |                              |
| # fs143000: 43. On average, does the school you are currently attending have a decent environment and facilities?                                                      |                                                            |       |                              |
| Information                                                                                                                                                            | [Type= discrete] [Format=numeric] [Range= 0-9] [Missing=*] |       |                              |
| Statistics [NW/ W]                                                                                                                                                     | [Valid=1826 /-] [Invalid=0 /-]                             |       |                              |
| Value                                                                                                                                                                  | Label                                                      | Cases | Percentage                   |
| 0                                                                                                                                                                      | Skip                                                       | 99    | <div><div></div></div> 5.4%  |
| 1                                                                                                                                                                      | Very good                                                  | 238   | <div><div></div></div> 13.0% |
| 2                                                                                                                                                                      | Somewhat good                                              | 1074  | <div><div></div></div> 58.8% |
| 3                                                                                                                                                                      | Somewhat bad                                               | 342   | <div><div></div></div> 18.7% |
| 4                                                                                                                                                                      | Very bad                                                   | 72    | <div><div></div></div> 3.9%  |
| 9                                                                                                                                                                      | Missing                                                    | 1     | <div><div></div></div> 0.1%  |
| Warning: these figures indicate the number of cases found in the data file. They cannot be interpreted as summary statistics of the population of interest.            |                                                            |       |                              |
| # fs144001: 44. What area does your current school perform better than other schools in the county/city? (multiple selections possible) (1) Linguistic performance     |                                                            |       |                              |
| Information                                                                                                                                                            | [Type= discrete] [Format=numeric] [Range= 0-9] [Missing=*] |       |                              |
| Statistics [NW/ W]                                                                                                                                                     | [Valid=1826 /-] [Invalid=0 /-]                             |       |                              |
| Value                                                                                                                                                                  | Label                                                      | Cases | Percentage                   |
| 0                                                                                                                                                                      | Skip                                                       | 99    | <div><div></div></div> 5.4%  |





**# fs144001: 44. What area does your current school perform better than other schools in the county/city? (multiple selections possible) (1) Linguistic performance**

| Value | Label      | Cases | Percentage                                                                                |
|-------|------------|-------|-------------------------------------------------------------------------------------------|
| 1     | Yes        | 405   |  22.2% |
| 2     | No         | 1259  |  68.9% |
| 7     | Don't know | 63    |  3.5%  |
| 9     | Missing    | 0     |                                                                                           |

*Warning: these figures indicate the number of cases found in the data file. They cannot be interpreted as summary statistics of the population of interest.*

**# fs144002: 44. What area does your current school perform better than other schools in the county/city? (multiple selections possible) (2) Sports performance**





|                           |                                                            |
|---------------------------|------------------------------------------------------------|
| <b>Information</b>        | [Type= discrete] [Format=numeric] [Range= 0-9] [Missing=*] |
| <b>Statistics [NW/ W]</b> | [Valid=1826 /-] [Invalid=0 /-]                             |

| Value | Label      | Cases | Percentage                                                                                |
|-------|------------|-------|-------------------------------------------------------------------------------------------|
| 0     | Skip       | 99    |  5.4%  |
| 1     | Yes        | 731   |  40.0% |
| 2     | No         | 933   |  51.1% |
| 7     | Don't know | 63    |  3.5%  |
| 9     | Missing    | 0     |                                                                                           |

*Warning: these figures indicate the number of cases found in the data file. They cannot be interpreted as summary statistics of the population of interest.*

**# fs144003: 44. What area does your current school perform better than other schools in the county/city? (multiple selections possible) (3) Science fair**





|                           |                                                            |
|---------------------------|------------------------------------------------------------|
| <b>Information</b>        | [Type= discrete] [Format=numeric] [Range= 0-9] [Missing=*] |
| <b>Statistics [NW/ W]</b> | [Valid=1826 /-] [Invalid=0 /-]                             |

| Value | Label      | Cases | Percentage                                                                                  |
|-------|------------|-------|---------------------------------------------------------------------------------------------|
| 0     | Skip       | 99    |  5.4%  |
| 1     | Yes        | 448   |  24.5% |
| 2     | No         | 1216  |  66.6% |
| 7     | Don't know | 63    |  3.5%  |
| 9     | Missing    | 0     |                                                                                             |

*Warning: these figures indicate the number of cases found in the data file. They cannot be interpreted as summary statistics of the population of interest.*

**# fs144004: 44. What area does your current school perform better than other schools in the county/city? (multiple selections possible) (4) Clubs/organization (school band, choir, guitar club, etc.)**

|                           |                                                            |
|---------------------------|------------------------------------------------------------|
| <b>Information</b>        | [Type= discrete] [Format=numeric] [Range= 0-9] [Missing=*] |
| <b>Statistics [NW/ W]</b> | [Valid=1826 /-] [Invalid=0 /-]                             |

| Value | Label      | Cases | Percentage                                                                                  |
|-------|------------|-------|---------------------------------------------------------------------------------------------|
| 0     | Skip       | 99    |  5.4%  |
| 1     | Yes        | 833   |  45.6% |
| 2     | No         | 831   |  45.5% |
| 7     | Don't know | 63    |  3.5%  |
| 9     | Missing    | 0     |                                                                                             |

*Warning: these figures indicate the number of cases found in the data file. They cannot be interpreted as summary statistics of the population of interest.*

**# fs144005: 44. What area does your current school perform better than other schools in the county/city? (multiple selections possible) (5) Other**

|                           |                                                            |
|---------------------------|------------------------------------------------------------|
| <b>Information</b>        | [Type= discrete] [Format=numeric] [Range= 0-9] [Missing=*] |
| <b>Statistics [NW/ W]</b> | [Valid=1826 /-] [Invalid=0 /-]                             |

**# fs144005: 44. What area does your current school perform better than other schools in the county/city? (multiple selections possible) (5) Other**

| Value | Label      | Cases | Percentage |
|-------|------------|-------|------------|
| 0     | Skip       | 99    | 5.4%       |
| 1     | Yes        | 159   | 8.7%       |
| 2     | No         | 1505  | 82.4%      |
| 7     | Don't know | 63    | 3.5%       |
| 9     | Missing    | 0     |            |

*Warning: these figures indicate the number of cases found in the data file. They cannot be interpreted as summary statistics of the population of interest.*

**# fs145000: 45. Do you go to school on weekend or holidays?**

|                           |                                                            |
|---------------------------|------------------------------------------------------------|
| <b>Information</b>        | [Type= discrete] [Format=numeric] [Range= 0-9] [Missing=*] |
| <b>Statistics [NW/ W]</b> | [Valid=1826 /-] [Invalid=0 /-]                             |

| Value | Label                          | Cases | Percentage |
|-------|--------------------------------|-------|------------|
| 0     | Skip                           | 99    | 5.4%       |
| 1     | Often                          | 210   | 11.5%      |
| 2     | Sometimes                      | 314   | 17.2%      |
| 3     | Seldom                         | 706   | 38.7%      |
| 4     | Never (proceed to Question 46) | 496   | 27.2%      |
| 9     | Missing                        | 1     | 0.1%       |

*Warning: these figures indicate the number of cases found in the data file. They cannot be interpreted as summary statistics of the population of interest.*

**# fs145a01: 45. Do you go to school on weekend or holidays?For what? (multiple selections possible)(1) Own intention to go to school to study**

|                           |                                                            |
|---------------------------|------------------------------------------------------------|
| <b>Information</b>        | [Type= discrete] [Format=numeric] [Range= 0-9] [Missing=*] |
| <b>Statistics [NW/ W]</b> | [Valid=1826 /-] [Invalid=0 /-]                             |

| Value | Label             | Cases | Percentage |
|-------|-------------------|-------|------------|
| 0     | Skip              | 593   | 32.5%      |
| 1     | Yes               | 402   | 22.0%      |
| 2     | No                | 826   | 45.2%      |
| 3     | Average           | 0     |            |
| 4     | Dissatisfied      | 0     |            |
| 5     | Very dissatisfied | 0     |            |
| 9     | Missing           | 5     | 0.3%       |

*Warning: these figures indicate the number of cases found in the data file. They cannot be interpreted as summary statistics of the population of interest.*

**# fs145a02: 45. Do you go to school on weekend or holidays?For what? (multiple selections possible)(2) Play basketball or other sports**

|                           |                                                            |
|---------------------------|------------------------------------------------------------|
| <b>Information</b>        | [Type= discrete] [Format=numeric] [Range= 0-9] [Missing=*] |
| <b>Statistics [NW/ W]</b> | [Valid=1826 /-] [Invalid=0 /-]                             |

| Value | Label             | Cases | Percentage |
|-------|-------------------|-------|------------|
| 0     | Skip              | 593   | 32.5%      |
| 1     | Yes               | 489   | 26.8%      |
| 2     | No                | 739   | 40.5%      |
| 3     | Average           | 0     |            |
| 4     | Dissatisfied      | 0     |            |
| 5     | Very dissatisfied | 0     |            |
| 9     | Missing           | 5     | 0.3%       |

**# fs145a02: 45. Do you go to school on weekend or holidays?For what? (multiple selections possible)(2) Play basketball or other sports**

*Warning: these figures indicate the number of cases found in the data file. They cannot be interpreted as summary statistics of the population of interest.*

**# fs145a03: 45. Do you go to school on weekend or holidays?For what? (multiple selections possible)(3) School policy on going to school to study**

**Information** [Type= discrete] [Format=numeric] [Range= 0-9] [Missing=\*]

**Statistics [NW/ W]** [Valid=1826 /-] [Invalid=0 /-]

| Value | Label             | Cases | Percentage |
|-------|-------------------|-------|------------|
| 0     | Skip              | 593   | 32.5%      |
| 1     | Yes               | 306   | 16.8%      |
| 2     | No                | 922   | 50.5%      |
| 3     | Average           | 0     |            |
| 4     | Dissatisfied      | 0     |            |
| 5     | Very dissatisfied | 0     |            |
| 9     | Missing           | 5     | 0.3%       |

*Warning: these figures indicate the number of cases found in the data file. They cannot be interpreted as summary statistics of the population of interest.*

**# fs145a04: 45. Do you go to school on weekend or holidays?For what? (multiple selections possible)(4) Other**

**Information** [Type= discrete] [Format=numeric] [Range= 0-9] [Missing=\*]

**Statistics [NW/ W]** [Valid=1826 /-] [Invalid=0 /-]

| Value | Label             | Cases | Percentage |
|-------|-------------------|-------|------------|
| 0     | Skip              | 593   | 32.5%      |
| 1     | Yes               | 271   | 14.8%      |
| 2     | No                | 957   | 52.4%      |
| 3     | Average           | 0     |            |
| 4     | Dissatisfied      | 0     |            |
| 5     | Very dissatisfied | 0     |            |
| 9     | Missing           | 5     | 0.3%       |

*Warning: these figures indicate the number of cases found in the data file. They cannot be interpreted as summary statistics of the population of interest.*

**# fs146000: 46. Generally speaking, are you satisfied with the teachers at your school?**

**Information** [Type= discrete] [Format=numeric] [Range= 0-9] [Missing=\*]

**Statistics [NW/ W]** [Valid=1826 /-] [Invalid=0 /-]

| Value | Label             | Cases | Percentage |
|-------|-------------------|-------|------------|
| 0     | Skip              | 99    | 5.4%       |
| 1     | Yes               | 136   | 7.4%       |
| 2     | No                | 707   | 38.7%      |
| 3     | Average           | 768   | 42.1%      |
| 4     | Dissatisfied      | 91    | 5.0%       |
| 5     | Very dissatisfied | 24    | 1.3%       |
| 9     | Missing           | 1     | 0.1%       |

*Warning: these figures indicate the number of cases found in the data file. They cannot be interpreted as summary statistics of the population of interest.*

**# fs147000: 47. Generally speaking, are you satisfied with your school?**

**Information** [Type= discrete] [Format=numeric] [Range= 0-9] [Missing=\*]

**Statistics [NW/ W]** [Valid=1826 /-] [Invalid=0 /-]





| Value | Label | Cases | Percentage |
|-------|-------|-------|------------|
| 0     | Skip  | 99    | 5.4%       |

| # fs147000: 47. Generally speaking, are you satisfied with your school?                                                                                     |                                                            |       |                              |
|-------------------------------------------------------------------------------------------------------------------------------------------------------------|------------------------------------------------------------|-------|------------------------------|
| Value                                                                                                                                                       | Label                                                      | Cases | Percentage                   |
| 1                                                                                                                                                           | Yes                                                        | 82    | <div><div></div></div> 4.5%  |
| 2                                                                                                                                                           | No                                                         | 560   | <div><div></div></div> 30.7% |
| 3                                                                                                                                                           | Average                                                    | 821   | <div><div></div></div> 45.0% |
| 4                                                                                                                                                           | Dissatisfied                                               | 216   | <div><div></div></div> 11.8% |
| 5                                                                                                                                                           | Very dissatisfied                                          | 47    | <div><div></div></div> 2.6%  |
| 9                                                                                                                                                           | Missing                                                    | 1     | 0.1%                         |
| Warning: these figures indicate the number of cases found in the data file. They cannot be interpreted as summary statistics of the population of interest. |                                                            |       |                              |
| # fs148000: 48. Are you satisfied with your performance in school?                                                                                          |                                                            |       |                              |
| Information                                                                                                                                                 | [Type= discrete] [Format=numeric] [Range= 0-9] [Missing=*] |       |                              |
| Statistics [NW/ W]                                                                                                                                          | [Valid=1826 /-] [Invalid=0 /-]                             |       |                              |
| Value                                                                                                                                                       | Label                                                      | Cases | Percentage                   |
| 0                                                                                                                                                           | Skip                                                       | 99    | <div><div></div></div> 5.4%  |
| 1                                                                                                                                                           | Yes                                                        | 40    | <div><div></div></div> 2.2%  |
| 2                                                                                                                                                           | No                                                         | 465   | <div><div></div></div> 25.5% |
| 3                                                                                                                                                           | Average                                                    | 1004  | <div><div></div></div> 55.0% |
| 4                                                                                                                                                           | Dissatisfied                                               | 186   | <div><div></div></div> 10.2% |
| 5                                                                                                                                                           | Very dissatisfied                                          | 31    | <div><div></div></div> 1.7%  |
| 9                                                                                                                                                           | Missing                                                    | 1     | 0.1%                         |
| Warning: these figures indicate the number of cases found in the data file. They cannot be interpreted as summary statistics of the population of interest. |                                                            |       |                              |
| # fs149000: 49. Do you plan to marry after you graduate?                                                                                                    |                                                            |       |                              |
| Information                                                                                                                                                 | [Type= discrete] [Format=numeric] [Range= 0-9] [Missing=*] |       |                              |
| Statistics [NW/ W]                                                                                                                                          | [Valid=1826 /-] [Invalid=0 /-]                             |       |                              |
| Value                                                                                                                                                       | Label                                                      | Cases | Percentage                   |
| 0                                                                                                                                                           | Skip                                                       | 99    | <div><div></div></div> 5.4%  |
| 1                                                                                                                                                           | Yes                                                        | 33    | <div><div></div></div> 1.8%  |
| 2                                                                                                                                                           | No                                                         | 1693  | <div><div></div></div> 92.7% |
| 3                                                                                                                                                           | Average                                                    | 0     |                              |
| 4                                                                                                                                                           | Dissatisfied                                               | 0     |                              |
| 5                                                                                                                                                           | Very dissatisfied                                          | 0     |                              |
| 9                                                                                                                                                           | Missing                                                    | 1     | 0.1%                         |
| Warning: these figures indicate the number of cases found in the data file. They cannot be interpreted as summary statistics of the population of interest. |                                                            |       |                              |
| # fs151000: 51. Do you wish to pursue a career similar to your father's?                                                                                    |                                                            |       |                              |
| Information                                                                                                                                                 | [Type= discrete] [Format=numeric] [Range= 0-9] [Missing=*] |       |                              |
| Statistics [NW/ W]                                                                                                                                          | [Valid=1826 /-] [Invalid=0 /-]                             |       |                              |
| Value                                                                                                                                                       | Label                                                      | Cases | Percentage                   |
| 0                                                                                                                                                           | Father has no job                                          | 37    | <div><div></div></div> 2.0%  |
| 1                                                                                                                                                           | Yes                                                        | 181   | <div><div></div></div> 9.9%  |
| 2                                                                                                                                                           | No                                                         | 1505  | <div><div></div></div> 82.4% |
| 7                                                                                                                                                           | Don't know                                                 | 2     | 0.1%                         |
| 8                                                                                                                                                           | Skip                                                       | 99    | <div><div></div></div> 5.4%  |
| 9                                                                                                                                                           | Missing                                                    | 2     | 0.1%                         |
| Warning: these figures indicate the number of cases found in the data file. They cannot be interpreted as summary statistics of the population of interest. |                                                            |       |                              |

| # fs152000: 52. Do you wish to pursue a career similar to your mother's?                                                                                     |                              |                                                            |                        |       |
|--------------------------------------------------------------------------------------------------------------------------------------------------------------|------------------------------|------------------------------------------------------------|------------------------|-------|
| Information                                                                                                                                                  |                              | [Type= discrete] [Format=numeric] [Range= 0-9] [Missing=*] |                        |       |
| Statistics [NW/ W]                                                                                                                                           |                              | [Valid=1826 /-] [Invalid=0 /-]                             |                        |       |
| Value                                                                                                                                                        | Label                        | Cases                                                      | Percentage             |       |
| 0                                                                                                                                                            | Mother has no job            | 147                                                        | <div><div></div></div> | 8.1%  |
| 1                                                                                                                                                            | Yes                          | 155                                                        | <div><div></div></div> | 8.5%  |
| 2                                                                                                                                                            | No                           | 1422                                                       | <div><div></div></div> | 77.9% |
| 7                                                                                                                                                            | Don't know                   | 1                                                          | <div><div></div></div> | 0.1%  |
| 8                                                                                                                                                            | Skip                         | 99                                                         | <div><div></div></div> | 5.4%  |
| 9                                                                                                                                                            | Missing                      | 2                                                          | <div><div></div></div> | 0.1%  |
| Warning: these figures indicate the number of cases found in the data file. They cannot be interpreted as summary statistics of the population of interest.  |                              |                                                            |                        |       |
| # fs153001: 53. Last September, did your parents make the following special arrangements at home?(1) Provide better space/environment for you to study       |                              |                                                            |                        |       |
| Information                                                                                                                                                  |                              | [Type= discrete] [Format=numeric] [Range= 0-9] [Missing=*] |                        |       |
| Statistics [NW/ W]                                                                                                                                           |                              | [Valid=1826 /-] [Invalid=0 /-]                             |                        |       |
| Value                                                                                                                                                        | Label                        | Cases                                                      | Percentage             |       |
| 0                                                                                                                                                            | Skip                         | 100                                                        | <div><div></div></div> | 5.5%  |
| 1                                                                                                                                                            | Yes                          | 626                                                        | <div><div></div></div> | 34.3% |
| 2                                                                                                                                                            | No                           | 707                                                        | <div><div></div></div> | 38.7% |
| 3                                                                                                                                                            | It has always been like this | 392                                                        | <div><div></div></div> | 21.5% |
| 9                                                                                                                                                            | Missing                      | 1                                                          | <div><div></div></div> | 0.1%  |
| Warning: these figures indicate the number of cases found in the data file. They cannot be interpreted as summary statistics of the population of interest.  |                              |                                                            |                        |       |
| # fs153002: 53. Last September, did your parents make the following special arrangements at home?(2) Provide better nourishment (medicinal and food) for you |                              |                                                            |                        |       |
| Information                                                                                                                                                  |                              | [Type= discrete] [Format=numeric] [Range= 0-9] [Missing=*] |                        |       |
| Statistics [NW/ W]                                                                                                                                           |                              | [Valid=1826 /-] [Invalid=0 /-]                             |                        |       |
| Value                                                                                                                                                        | Label                        | Cases                                                      | Percentage             |       |
| 0                                                                                                                                                            | Skip                         | 100                                                        | <div><div></div></div> | 5.5%  |
| 1                                                                                                                                                            | Yes                          | 711                                                        | <div><div></div></div> | 38.9% |
| 2                                                                                                                                                            | No                           | 843                                                        | <div><div></div></div> | 46.2% |
| 3                                                                                                                                                            | It has always been like this | 171                                                        | <div><div></div></div> | 9.4%  |
| 9                                                                                                                                                            | Missing                      | 1                                                          | <div><div></div></div> | 0.1%  |
| Warning: these figures indicate the number of cases found in the data file. They cannot be interpreted as summary statistics of the population of interest.  |                              |                                                            |                        |       |
| # fs153003: 53. Last September, did your parents make the following special arrangements at home?(3) Monitor your interaction with your friends              |                              |                                                            |                        |       |
| Information                                                                                                                                                  |                              | [Type= discrete] [Format=numeric] [Range= 0-9] [Missing=*] |                        |       |
| Statistics [NW/ W]                                                                                                                                           |                              | [Valid=1826 /-] [Invalid=0 /-]                             |                        |       |
| Value                                                                                                                                                        | Label                        | Cases                                                      | Percentage             |       |
| 0                                                                                                                                                            | Skip                         | 100                                                        | <div><div></div></div> | 5.5%  |
| 1                                                                                                                                                            | Yes                          | 693                                                        | <div><div></div></div> | 38.0% |
| 2                                                                                                                                                            | No                           | 787                                                        | <div><div></div></div> | 43.1% |
| 3                                                                                                                                                            | It has always been like this | 245                                                        | <div><div></div></div> | 13.4% |
| 9                                                                                                                                                            | Missing                      | 1                                                          | <div><div></div></div> | 0.1%  |
| Warning: these figures indicate the number of cases found in the data file. They cannot be interpreted as summary statistics of the population of interest.  |                              |                                                            |                        |       |

**# fs153004: 53. Last September, did your parents make the following special arrangements at home?(4) Limit the time you spent on phone calls and internet**





|                           |                                                            |
|---------------------------|------------------------------------------------------------|
| <b>Information</b>        | [Type= discrete] [Format=numeric] [Range= 0-9] [Missing=*] |
| <b>Statistics [NW/ W]</b> | [Valid=1826 /-] [Invalid=0 /-]                             |

| Value | Label                        | Cases | Percentage                                                                                |
|-------|------------------------------|-------|-------------------------------------------------------------------------------------------|
| 0     | Skip                         | 100   |  5.5%  |
| 1     | Yes                          | 643   |  35.2% |
| 2     | No                           | 929   |  50.9% |
| 3     | It has always been like this | 153   |  8.4%  |
| 9     | Missing                      | 1     | 0.1%                                                                                      |

*Warning: these figures indicate the number of cases found in the data file. They cannot be interpreted as summary statistics of the population of interest.*

**# fs153005: 53. Last September, did your parents make the following special arrangements at home?(5) Limit the time you spent on watching TV**





|                           |                                                            |
|---------------------------|------------------------------------------------------------|
| <b>Information</b>        | [Type= discrete] [Format=numeric] [Range= 0-9] [Missing=*] |
| <b>Statistics [NW/ W]</b> | [Valid=1826 /-] [Invalid=0 /-]                             |

| Value | Label                        | Cases | Percentage                                                                                |
|-------|------------------------------|-------|-------------------------------------------------------------------------------------------|
| 0     | Skip                         | 100   |  5.5%  |
| 1     | Yes                          | 508   |  27.8% |
| 2     | No                           | 1051  |  57.6% |
| 3     | It has always been like this | 165   |  9.0%  |
| 9     | Missing                      | 2     | 0.1%                                                                                      |

*Warning: these figures indicate the number of cases found in the data file. They cannot be interpreted as summary statistics of the population of interest.*

**# fs153006: 53. Last September, did your parents make the following special arrangements at home?(6) Limit your leisure time**





|                           |                                                            |
|---------------------------|------------------------------------------------------------|
| <b>Information</b>        | [Type= discrete] [Format=numeric] [Range= 0-9] [Missing=*] |
| <b>Statistics [NW/ W]</b> | [Valid=1826 /-] [Invalid=0 /-]                             |

| Value | Label                        | Cases | Percentage                                                                                  |
|-------|------------------------------|-------|---------------------------------------------------------------------------------------------|
| 0     | Skip                         | 100   |  5.5%  |
| 1     | Yes                          | 531   |  29.1% |
| 2     | No                           | 1010  |  55.3% |
| 3     | It has always been like this | 184   |  10.1% |
| 9     | Missing                      | 1     | 0.1%                                                                                        |

*Warning: these figures indicate the number of cases found in the data file. They cannot be interpreted as summary statistics of the population of interest.*

**# fs153007: 53. Last September, did your parents make the following special arrangements at home?(7) Regulate your daily routine**

|                           |                                                            |
|---------------------------|------------------------------------------------------------|
| <b>Information</b>        | [Type= discrete] [Format=numeric] [Range= 0-9] [Missing=*] |
| <b>Statistics [NW/ W]</b> | [Valid=1826 /-] [Invalid=0 /-]                             |

| Value | Label                        | Cases | Percentage                                                                                  |
|-------|------------------------------|-------|---------------------------------------------------------------------------------------------|
| 0     | Skip                         | 100   |  5.5%  |
| 1     | Yes                          | 557   |  30.5% |
| 2     | No                           | 960   |  52.6% |
| 3     | It has always been like this | 208   |  11.4% |
| 9     | Missing                      | 1     | 0.1%                                                                                        |

*Warning: these figures indicate the number of cases found in the data file. They cannot be interpreted as summary statistics of the population of interest.*



**# fs153008: 53. Last September, did your parents make the following special arrangements at home?(8) Ask other family members to compromise for you**

**Information** [Type= discrete] [Format=numeric] [Range= 0-9] [Missing=\*]

**Statistics [NW/ W]** [Valid=1826 /-] [Invalid=0 /-]

| Value | Label                        | Cases | Percentage |
|-------|------------------------------|-------|------------|
| 0     | Skip                         | 100   | 5.5%       |
| 1     | Yes                          | 206   | 11.3%      |
| 2     | No                           | 1385  | 75.8%      |
| 3     | It has always been like this | 134   | 7.3%       |
| 9     | Missing                      | 1     | 0.1%       |

*Warning: these figures indicate the number of cases found in the data file. They cannot be interpreted as summary statistics of the population of interest.*

**# fs154000: 54. Did you help with house chores when you were in 10th grade and 11th grade?**

**Information** [Type= discrete] [Format=numeric] [Range= 0-9] [Missing=\*]

**Statistics [NW/ W]** [Valid=1826 /-] [Invalid=0 /-]

| Value | Label     | Cases | Percentage |
|-------|-----------|-------|------------|
| 0     | Skip      | 99    | 5.4%       |
| 1     | Often     | 369   | 20.2%      |
| 2     | Sometimes | 782   | 42.8%      |
| 3     | Seldom    | 521   | 28.5%      |
| 4     | Never     | 54    | 3.0%       |
| 9     | Missing   | 1     | 0.1%       |

*Warning: these figures indicate the number of cases found in the data file. They cannot be interpreted as summary statistics of the population of interest.*

**# fs155000: 55. Did you help with house chores when you were in 12th grade?**

**Information** [Type= discrete] [Format=numeric] [Range= 0-9] [Missing=\*]

**Statistics [NW/ W]** [Valid=1826 /-] [Invalid=0 /-]

| Value | Label                       | Cases | Percentage |
|-------|-----------------------------|-------|------------|
| 0     | Skip                        | 99    | 5.4%       |
| 1     | Often                       | 226   | 12.4%      |
| 2     | Sometimes                   | 629   | 34.4%      |
| 3     | Seldom                      | 698   | 38.2%      |
| 4     | Never                       | 114   | 6.2%       |
| 5     | Not currently in 12th grade | 59    | 3.2%       |
| 9     | Missing                     | 1     | 0.1%       |

*Warning: these figures indicate the number of cases found in the data file. They cannot be interpreted as summary statistics of the population of interest.*

**# fs156000: 56. Have you participated in evening self-study courses in your school since last September?**

**Information** [Type= discrete] [Format=numeric] [Range= 0-9] [Missing=\*]

**Statistics [NW/ W]** [Valid=1826 /-] [Invalid=0 /-]

| Value | Label                                                 | Cases | Percentage |
|-------|-------------------------------------------------------|-------|------------|
| 0     | Skip                                                  | 99    | 5.4%       |
| 1     | Yes                                                   | 760   | 41.6%      |
| 2     | No                                                    | 640   | 35.0%      |
| 3     | School does not have evening individual study courses | 326   | 17.9%      |
| 9     | Missing                                               | 1     | 0.1%       |

*Warning: these figures indicate the number of cases found in the data file. They cannot be interpreted as summary statistics of the population of interest.*

| # fs157001: 57. Have you attended tutoring class since last September?(1) Private tutor                                                                     |                                                            |       |                              |
|-------------------------------------------------------------------------------------------------------------------------------------------------------------|------------------------------------------------------------|-------|------------------------------|
| Information                                                                                                                                                 | [Type= discrete] [Format=numeric] [Range= 0-9] [Missing=*] |       |                              |
| Statistics [NW/ W]                                                                                                                                          | [Valid=1826 /-] [Invalid=0 /-]                             |       |                              |
| Value                                                                                                                                                       | Label                                                      | Cases | Percentage                   |
| 0                                                                                                                                                           | Skip                                                       | 0     |                              |
| 1                                                                                                                                                           | Yes                                                        | 78    | <div><div></div></div> 4.3%  |
| 2                                                                                                                                                           | No                                                         | 1748  | <div><div></div></div> 95.7% |
| 9                                                                                                                                                           | Missing                                                    | 0     |                              |
| Warning: these figures indicate the number of cases found in the data file. They cannot be interpreted as summary statistics of the population of interest. |                                                            |       |                              |
| # fs157002: 57. Have you attended tutoring class since last September?(2) After school tutoring                                                             |                                                            |       |                              |
| Information                                                                                                                                                 | [Type= discrete] [Format=numeric] [Range= 0-9] [Missing=*] |       |                              |
| Statistics [NW/ W]                                                                                                                                          | [Valid=1826 /-] [Invalid=0 /-]                             |       |                              |
| Value                                                                                                                                                       | Label                                                      | Cases | Percentage                   |
| 0                                                                                                                                                           | Skip                                                       | 0     |                              |
| 1                                                                                                                                                           | Yes                                                        | 685   | <div><div></div></div> 37.5% |
| 2                                                                                                                                                           | No                                                         | 1141  | <div><div></div></div> 62.5% |
| 9                                                                                                                                                           | Missing                                                    | 0     |                              |
| Warning: these figures indicate the number of cases found in the data file. They cannot be interpreted as summary statistics of the population of interest. |                                                            |       |                              |
| # fs157003: 57. Have you attended tutoring class since last September?(3) No (proceed to Page 8 Section 2)                                                  |                                                            |       |                              |
| Information                                                                                                                                                 | [Type= discrete] [Format=numeric] [Range= 0-9] [Missing=*] |       |                              |
| Statistics [NW/ W]                                                                                                                                          | [Valid=1826 /-] [Invalid=0 /-]                             |       |                              |
| Value                                                                                                                                                       | Label                                                      | Cases | Percentage                   |
| 0                                                                                                                                                           | Skip                                                       | 0     |                              |
| 1                                                                                                                                                           | Yes                                                        | 1082  | <div><div></div></div> 59.3% |
| 2                                                                                                                                                           | No                                                         | 744   | <div><div></div></div> 40.7% |
| 9                                                                                                                                                           | Missing                                                    | 0     |                              |
| Warning: these figures indicate the number of cases found in the data file. They cannot be interpreted as summary statistics of the population of interest. |                                                            |       |                              |
| # fs157a01: 57. Have you attended tutoring class since last September?For what subject(s)? (multiple selections possible)(1) Mathematics                    |                                                            |       |                              |
| Information                                                                                                                                                 | [Type= discrete] [Format=numeric] [Range= 0-9] [Missing=*] |       |                              |
| Statistics [NW/ W]                                                                                                                                          | [Valid=1826 /-] [Invalid=0 /-]                             |       |                              |
| Value                                                                                                                                                       | Label                                                      | Cases | Percentage                   |
| 0                                                                                                                                                           | Skip                                                       | 1082  | <div><div></div></div> 59.3% |
| 1                                                                                                                                                           | Yes                                                        | 616   | <div><div></div></div> 33.7% |
| 2                                                                                                                                                           | No                                                         | 127   | <div><div></div></div> 7.0%  |
| 9                                                                                                                                                           | Missing                                                    | 1     | <div><div></div></div> 0.1%  |
| Warning: these figures indicate the number of cases found in the data file. They cannot be interpreted as summary statistics of the population of interest. |                                                            |       |                              |
| # fs157a02: 57. Have you attended tutoring class since last September?For what subject(s)? (multiple selections possible)(2) English                        |                                                            |       |                              |
| Information                                                                                                                                                 | [Type= discrete] [Format=numeric] [Range= 0-9] [Missing=*] |       |                              |
| Statistics [NW/ W]                                                                                                                                          | [Valid=1826 /-] [Invalid=0 /-]                             |       |                              |
| Value                                                                                                                                                       | Label                                                      | Cases | Percentage                   |
| 0                                                                                                                                                           | Skip                                                       | 1082  | <div><div></div></div> 59.3% |
| 1                                                                                                                                                           | Yes                                                        | 462   | <div><div></div></div> 25.3% |

**# fs157a02: 57. Have you attended tutoring class since last September?For what subject(s)? (multiple selections possible)(2) English**

| Value | Label   | Cases | Percentage |
|-------|---------|-------|------------|
| 2     | No      | 281   | 15.4%      |
| 9     | Missing | 1     | 0.1%       |

*Warning: these figures indicate the number of cases found in the data file. They cannot be interpreted as summary statistics of the population of interest.*

**# fs157a03: 57. Have you attended tutoring class since last September?For what subject(s)? (multiple selections possible)(3) Chinese**

|                           |                                                            |
|---------------------------|------------------------------------------------------------|
| <b>Information</b>        | [Type= discrete] [Format=numeric] [Range= 0-9] [Missing=*] |
| <b>Statistics [NW/ W]</b> | [Valid=1826 /-] [Invalid=0 /-]                             |

| Value | Label   | Cases | Percentage |
|-------|---------|-------|------------|
| 0     | Skip    | 1082  | 59.3%      |
| 1     | Yes     | 354   | 19.4%      |
| 2     | No      | 389   | 21.3%      |
| 9     | Missing | 1     | 0.1%       |

*Warning: these figures indicate the number of cases found in the data file. They cannot be interpreted as summary statistics of the population of interest.*

**# fs157a04: 57. Have you attended tutoring class since last September?For what subject(s)? (multiple selections possible)(4) Physics**

|                           |                                                            |
|---------------------------|------------------------------------------------------------|
| <b>Information</b>        | [Type= discrete] [Format=numeric] [Range= 0-9] [Missing=*] |
| <b>Statistics [NW/ W]</b> | [Valid=1826 /-] [Invalid=0 /-]                             |

| Value | Label   | Cases | Percentage |
|-------|---------|-------|------------|
| 0     | Skip    | 1082  | 59.3%      |
| 1     | Yes     | 168   | 9.2%       |
| 2     | No      | 575   | 31.5%      |
| 9     | Missing | 1     | 0.1%       |

*Warning: these figures indicate the number of cases found in the data file. They cannot be interpreted as summary statistics of the population of interest.*

**# fs157a05: 57. Have you attended tutoring class since last September?For what subject(s)? (multiple selections possible)(5) Chemistry**

|                           |                                                            |
|---------------------------|------------------------------------------------------------|
| <b>Information</b>        | [Type= discrete] [Format=numeric] [Range= 0-9] [Missing=*] |
| <b>Statistics [NW/ W]</b> | [Valid=1826 /-] [Invalid=0 /-]                             |

| Value | Label   | Cases | Percentage |
|-------|---------|-------|------------|
| 0     | Skip    | 1082  | 59.3%      |
| 1     | Yes     | 122   | 6.7%       |
| 2     | No      | 621   | 34.0%      |
| 9     | Missing | 1     | 0.1%       |

*Warning: these figures indicate the number of cases found in the data file. They cannot be interpreted as summary statistics of the population of interest.*

**# fs157a06: 57. Have you attended tutoring class since last September?For what subject(s)? (multiple selections possible)(6) Biology**

|                           |                                                            |
|---------------------------|------------------------------------------------------------|
| <b>Information</b>        | [Type= discrete] [Format=numeric] [Range= 0-9] [Missing=*] |
| <b>Statistics [NW/ W]</b> | [Valid=1826 /-] [Invalid=0 /-]                             |

| Value | Label   | Cases | Percentage |
|-------|---------|-------|------------|
| 0     | Skip    | 1082  | 59.3%      |
| 1     | Yes     | 16    | 0.9%       |
| 2     | No      | 727   | 39.8%      |
| 9     | Missing | 1     | 0.1%       |

**# fs157a06: 57. Have you attended tutoring class since last September?For what subject(s)? (multiple selections possible)(6) Biology**

*Warning: these figures indicate the number of cases found in the data file. They cannot be interpreted as summary statistics of the population of interest.*

**# fs157a07: 57. Have you attended tutoring class since last September?For what subject(s)? (multiple selections possible)(7) Geography**

**Information** [Type= discrete] [Format=numeric] [Range= 0-9] [Missing=\*]

**Statistics [NW/ W]** [Valid=1826 /-] [Invalid=0 /-]

| Value | Label   | Cases | Percentage |
|-------|---------|-------|------------|
| 0     | Skip    | 1082  | 59.3%      |
| 1     | Yes     | 91    | 5.0%       |
| 2     | No      | 652   | 35.7%      |
| 9     | Missing | 1     | 0.1%       |

*Warning: these figures indicate the number of cases found in the data file. They cannot be interpreted as summary statistics of the population of interest.*

**# fs157a08: 57. Have you attended tutoring class since last September?For what subject(s)? (multiple selections possible) (8) History**

**Information** [Type= discrete] [Format=numeric] [Range= 0-9] [Missing=\*]

**Statistics [NW/ W]** [Valid=1826 /-] [Invalid=0 /-]

| Value | Label   | Cases | Percentage |
|-------|---------|-------|------------|
| 0     | Skip    | 1082  | 59.3%      |
| 1     | Yes     | 89    | 4.9%       |
| 2     | No      | 654   | 35.8%      |
| 9     | Missing | 1     | 0.1%       |

*Warning: these figures indicate the number of cases found in the data file. They cannot be interpreted as summary statistics of the population of interest.*

**# fs157a09: 57. Have you attended tutoring class since last September?For what subject(s)? (multiple selections possible)(9) Professional courses in technical school/vocational school**

**Information** [Type= discrete] [Format=numeric] [Range= 0-9] [Missing=\*]

**Statistics [NW/ W]** [Valid=1826 /-] [Invalid=0 /-]

| Value | Label   | Cases | Percentage |
|-------|---------|-------|------------|
| 0     | Skip    | 1082  | 59.3%      |
| 1     | Yes     | 149   | 8.2%       |
| 2     | No      | 594   | 32.5%      |
| 9     | Missing | 1     | 0.1%       |

*Warning: these figures indicate the number of cases found in the data file. They cannot be interpreted as summary statistics of the population of interest.*

**# fs157a10: 57. Have you attended tutoring class since last September?For what subject(s)? (multiple selections possible)(10) Technical courses (like music or arts)**

**Information** [Type= discrete] [Format=numeric] [Range= 0-9] [Missing=\*]

**Statistics [NW/ W]** [Valid=1826 /-] [Invalid=0 /-]

| Value | Label   | Cases | Percentage |
|-------|---------|-------|------------|
| 0     | Skip    | 1082  | 59.3%      |
| 1     | Yes     | 12    | 0.7%       |
| 2     | No      | 731   | 40.0%      |
| 9     | Missing | 1     | 0.1%       |

*Warning: these figures indicate the number of cases found in the data file. They cannot be interpreted as summary statistics of the population of interest.*

|                                                                                                                                                             |                                                                  |       |                              |
|-------------------------------------------------------------------------------------------------------------------------------------------------------------|------------------------------------------------------------------|-------|------------------------------|
| # fs157a11: 57. Have you attended tutoring class since last September?For what subject(s)? (multiple selections possible)(11) Other (like computer)         |                                                                  |       |                              |
| Information                                                                                                                                                 | [Type= discrete] [Format=numeric] [Range= 0-9] [Missing=*]       |       |                              |
| Statistics [NW/ W]                                                                                                                                          | [Valid=1826 /-] [Invalid=0 /-]                                   |       |                              |
| Value                                                                                                                                                       | Label                                                            | Cases | Percentage                   |
| 0                                                                                                                                                           | Skip                                                             | 1082  | <div><div></div></div> 59.3% |
| 1                                                                                                                                                           | Yes                                                              | 13    | <div><div></div></div> 0.7%  |
| 2                                                                                                                                                           | No                                                               | 730   | <div><div></div></div> 40.0% |
| 9                                                                                                                                                           | Missing                                                          | 1     | <div><div></div></div> 0.1%  |
| Warning: these figures indicate the number of cases found in the data file. They cannot be interpreted as summary statistics of the population of interest. |                                                                  |       |                              |
| # fs157b01: 57b. What is the purpose for attending tutoring? (select one)                                                                                   |                                                                  |       |                              |
| Information                                                                                                                                                 | [Type= discrete] [Format=numeric] [Range= 0-9] [Missing=*]       |       |                              |
| Statistics [NW/ W]                                                                                                                                          | [Valid=1826 /-] [Invalid=0 /-]                                   |       |                              |
| Value                                                                                                                                                       | Label                                                            | Cases | Percentage                   |
| 0                                                                                                                                                           | Skip                                                             | 1082  | <div><div></div></div> 59.3% |
| 1                                                                                                                                                           | Furthering education (for university)                            | 716   | <div><div></div></div> 39.2% |
| 2                                                                                                                                                           | Getting a job                                                    | 0     |                              |
| 3                                                                                                                                                           | Taking the examination to obtain a certificate                   | 6     | <div><div></div></div> 0.3%  |
| 4                                                                                                                                                           | Other, please specify                                            | 22    | <div><div></div></div> 1.2%  |
| 9                                                                                                                                                           | Missing                                                          | 0     |                              |
| Warning: these figures indicate the number of cases found in the data file. They cannot be interpreted as summary statistics of the population of interest. |                                                                  |       |                              |
| # fs158000: 58.How much is your total tuition fee for tutoring last semester?                                                                               |                                                                  |       |                              |
| Information                                                                                                                                                 | [Type= continuous] [Format=numeric] [Range= 0-99999] [Missing=*] |       |                              |
| Statistics [NW/ W]                                                                                                                                          | [Valid=1826 /-] [Invalid=0 /-]                                   |       |                              |
| Value                                                                                                                                                       | Label                                                            | Cases | Percentage                   |
| 0                                                                                                                                                           | Skip                                                             | 1082  | <div><div></div></div> 94.9% |
| 99995                                                                                                                                                       | 0 dollars                                                        | 10    | <div><div></div></div> 0.9%  |
| 99996                                                                                                                                                       | 100000 or more                                                   | 7     | <div><div></div></div> 0.6%  |
| 99997                                                                                                                                                       | Don't know                                                       | 40    | <div><div></div></div> 3.5%  |
| 99999                                                                                                                                                       | Missing                                                          | 1     | <div><div></div></div> 0.1%  |
| Warning: these figures indicate the number of cases found in the data file. They cannot be interpreted as summary statistics of the population of interest. |                                                                  |       |                              |
| # fs159000: 59.How many hours do you spend on attending after-school tutoring per week?                                                                     |                                                                  |       |                              |
| Information                                                                                                                                                 | [Type= continuous] [Format=numeric] [Range= 0-99] [Missing=*]    |       |                              |
| Statistics [NW/ W]                                                                                                                                          | [Valid=1826 /-] [Invalid=0 /-]                                   |       |                              |
| Value                                                                                                                                                       | Label                                                            | Cases | Percentage                   |
| 0                                                                                                                                                           | Skip                                                             | 1082  | <div><div></div></div> 95.9% |
| 95                                                                                                                                                          | 0 hour                                                           | 40    | <div><div></div></div> 3.5%  |
| 97                                                                                                                                                          | Don't know                                                       | 4     | <div><div></div></div> 0.4%  |
| 99                                                                                                                                                          | Missing                                                          | 2     | <div><div></div></div> 0.2%  |
| Warning: these figures indicate the number of cases found in the data file. They cannot be interpreted as summary statistics of the population of interest. |                                                                  |       |                              |
| # fs160000: 60.What is the number of the most tutoring schools you simultaneously attend since last September?                                              |                                                                  |       |                              |
| Information                                                                                                                                                 | [Type= discrete] [Format=numeric] [Range= 0-9] [Missing=*]       |       |                              |
| Statistics [NW/ W]                                                                                                                                          | [Valid=1826 /-] [Invalid=0 /-]                                   |       |                              |

| # fs160000: 60.What is the number of the most tutoring schools you simultaneously attend since last September?                                              |                          |                                                             |                              |
|-------------------------------------------------------------------------------------------------------------------------------------------------------------|--------------------------|-------------------------------------------------------------|------------------------------|
| Value                                                                                                                                                       | Label                    | Cases                                                       | Percentage                   |
| 0                                                                                                                                                           | Skip                     | 1106                                                        | <div><div></div></div> 60.6% |
| 1                                                                                                                                                           |                          | 489                                                         | <div><div></div></div> 26.8% |
| 2                                                                                                                                                           |                          | 145                                                         | <div><div></div></div> 7.9%  |
| 3                                                                                                                                                           |                          | 56                                                          | <div><div></div></div> 3.1%  |
| 4                                                                                                                                                           |                          | 21                                                          | <div><div></div></div> 1.2%  |
| 5                                                                                                                                                           |                          | 6                                                           | <div><div></div></div> 0.3%  |
| 8                                                                                                                                                           |                          | 1                                                           | <div><div></div></div> 0.1%  |
| 9                                                                                                                                                           | Missing                  | 2                                                           | <div><div></div></div> 0.1%  |
| Warning: these figures indicate the number of cases found in the data file. They cannot be interpreted as summary statistics of the population of interest. |                          |                                                             |                              |
| # fs160001: 60.What is the number of the most tutoring schools you simultaneously attend since last September?<br>Tutoring schools                          |                          |                                                             |                              |
| Information                                                                                                                                                 |                          | [Type= discrete] [Format=numeric] [Range= 0-99] [Missing=*] |                              |
| Statistics [NW/ W]                                                                                                                                          |                          | [Valid=1826 /-] [Invalid=0 /-]                              |                              |
| Value                                                                                                                                                       | Label                    | Cases                                                       | Percentage                   |
| 0                                                                                                                                                           | Skip                     | 1082                                                        | <div><div></div></div> 59.3% |
| 1                                                                                                                                                           |                          | 489                                                         | <div><div></div></div> 26.8% |
| 2                                                                                                                                                           |                          | 145                                                         | <div><div></div></div> 7.9%  |
| 3                                                                                                                                                           |                          | 56                                                          | <div><div></div></div> 3.1%  |
| 4                                                                                                                                                           |                          | 21                                                          | <div><div></div></div> 1.2%  |
| 5                                                                                                                                                           |                          | 6                                                           | <div><div></div></div> 0.3%  |
| 8                                                                                                                                                           |                          | 1                                                           | <div><div></div></div> 0.1%  |
| 96                                                                                                                                                          | 0                        | 24                                                          | <div><div></div></div> 1.3%  |
| 99                                                                                                                                                          | Missing                  | 2                                                           | <div><div></div></div> 0.1%  |
| Warning: these figures indicate the number of cases found in the data file. They cannot be interpreted as summary statistics of the population of interest. |                          |                                                             |                              |
| # fs161000: 61. Do you think tutoring works for improving grades?                                                                                           |                          |                                                             |                              |
| Information                                                                                                                                                 |                          | [Type= discrete] [Format=numeric] [Range= 0-9] [Missing=*]  |                              |
| Statistics [NW/ W]                                                                                                                                          |                          | [Valid=1826 /-] [Invalid=0 /-]                              |                              |
| Value                                                                                                                                                       | Label                    | Cases                                                       | Percentage                   |
| 0                                                                                                                                                           | Skip                     | 1082                                                        | <div><div></div></div> 59.3% |
| 1                                                                                                                                                           | Significantly workable   | 89                                                          | <div><div></div></div> 4.9%  |
| 2                                                                                                                                                           | Somewhat workable        | 562                                                         | <div><div></div></div> 30.8% |
| 3                                                                                                                                                           | Not workable as expected | 88                                                          | <div><div></div></div> 4.8%  |
| 4                                                                                                                                                           | Not workable at all      | 5                                                           | <div><div></div></div> 0.3%  |
| 9                                                                                                                                                           | Missing                  | 0                                                           |                              |
| Warning: these figures indicate the number of cases found in the data file. They cannot be interpreted as summary statistics of the population of interest. |                          |                                                             |                              |
| # fs162000: 62. What is the main purpose of tutoring? (select one)                                                                                          |                          |                                                             |                              |
| Information                                                                                                                                                 |                          | [Type= discrete] [Format=numeric] [Range= 0-99] [Missing=*] |                              |
| Statistics [NW/ W]                                                                                                                                          |                          | [Valid=1826 /-] [Invalid=0 /-]                              |                              |
| Value                                                                                                                                                       | Label                    | Cases                                                       | Percentage                   |
| 0                                                                                                                                                           | Skip                     | 1082                                                        | <div><div></div></div> 59.3% |
| 1                                                                                                                                                           | Previewing before class  | 16                                                          | <div><div></div></div> 0.9%  |
| 2                                                                                                                                                           | Reviewing after class    | 177                                                         | <div><div></div></div> 9.7%  |
| 3                                                                                                                                                           | Explaining concepts      | 271                                                         | <div><div></div></div> 14.8% |

| # fs162000: 62. What is the main purpose of tutoring? (select one)                                                                                                                                                |                                                            |       |            |
|-------------------------------------------------------------------------------------------------------------------------------------------------------------------------------------------------------------------|------------------------------------------------------------|-------|------------|
| Value                                                                                                                                                                                                             | Label                                                      | Cases | Percentage |
| 4                                                                                                                                                                                                                 | Helping memorization                                       | 60    | 3.3%       |
| 5                                                                                                                                                                                                                 | Enhancing confidence in learning ability                   | 41    | 2.2%       |
| 6                                                                                                                                                                                                                 | Improving scores                                           | 98    | 5.4%       |
| 7                                                                                                                                                                                                                 | Adding to professional ability                             | 35    | 1.9%       |
| 8                                                                                                                                                                                                                 | Making friends                                             | 3     | 0.2%       |
| 9                                                                                                                                                                                                                 | Nothing                                                    | 9     | 0.5%       |
| 10                                                                                                                                                                                                                | Other, please specify                                      | 14    | 0.8%       |
| 99                                                                                                                                                                                                                | Missing                                                    | 20    | 1.1%       |
| Warning: these figures indicate the number of cases found in the data file. They cannot be interpreted as summary statistics of the population of interest.                                                       |                                                            |       |            |
| # fs163001: 63. Compared with teachers at school, how much do you agree with the following statements regarding teachers at tutoring school? (1) Teaching harder                                                  |                                                            |       |            |
| Information                                                                                                                                                                                                       | [Type= discrete] [Format=numeric] [Range= 0-9] [Missing=*] |       |            |
| Statistics [NW/ W]                                                                                                                                                                                                | [Valid=1826 /-] [Invalid=0 /-]                             |       |            |
| Value                                                                                                                                                                                                             | Label                                                      | Cases | Percentage |
| 0                                                                                                                                                                                                                 | Skip                                                       | 1083  | 59.3%      |
| 1                                                                                                                                                                                                                 | Strongly agree                                             | 126   | 6.9%       |
| 2                                                                                                                                                                                                                 | Agree                                                      | 267   | 14.6%      |
| 3                                                                                                                                                                                                                 | About the same                                             | 328   | 18.0%      |
| 4                                                                                                                                                                                                                 | Disagree                                                   | 21    | 1.2%       |
| 5                                                                                                                                                                                                                 | Strongly disagree                                          | 1     | 0.1%       |
| 9                                                                                                                                                                                                                 | Missing                                                    | 0     |            |
| Warning: these figures indicate the number of cases found in the data file. They cannot be interpreted as summary statistics of the population of interest.                                                       |                                                            |       |            |
| # fs163002: 63. Compared with teachers at school, how much do you agree with the following statements regarding teachers at tutoring school? (2) More interesting during lectures                                 |                                                            |       |            |
| Information                                                                                                                                                                                                       | [Type= discrete] [Format=numeric] [Range= 0-9] [Missing=*] |       |            |
| Statistics [NW/ W]                                                                                                                                                                                                | [Valid=1826 /-] [Invalid=0 /-]                             |       |            |
| Value                                                                                                                                                                                                             | Label                                                      | Cases | Percentage |
| 0                                                                                                                                                                                                                 | Skip                                                       | 1083  | 59.3%      |
| 1                                                                                                                                                                                                                 | Strongly agree                                             | 176   | 9.6%       |
| 2                                                                                                                                                                                                                 | Agree                                                      | 354   | 19.4%      |
| 3                                                                                                                                                                                                                 | About the same                                             | 193   | 10.6%      |
| 4                                                                                                                                                                                                                 | Disagree                                                   | 19    | 1.0%       |
| 5                                                                                                                                                                                                                 | Strongly disagree                                          | 1     | 0.1%       |
| 9                                                                                                                                                                                                                 | Missing                                                    | 0     |            |
| Warning: these figures indicate the number of cases found in the data file. They cannot be interpreted as summary statistics of the population of interest.                                                       |                                                            |       |            |
| # fs163003: 63. Compared with teachers at school, how much do you agree with the following statements regarding teachers at tutoring school? (3) Teaching in a more systematic way; it is easier to be understood |                                                            |       |            |
| Information                                                                                                                                                                                                       | [Type= discrete] [Format=numeric] [Range= 0-9] [Missing=*] |       |            |
| Statistics [NW/ W]                                                                                                                                                                                                | [Valid=1826 /-] [Invalid=0 /-]                             |       |            |
| Value                                                                                                                                                                                                             | Label                                                      | Cases | Percentage |
| 0                                                                                                                                                                                                                 | Skip                                                       | 1083  | 59.3%      |
| 1                                                                                                                                                                                                                 | Strongly agree                                             | 212   | 11.6%      |
| 2                                                                                                                                                                                                                 | Agree                                                      | 364   | 19.9%      |

**# fs163003: 63. Compared with teachers at school, how much do you agree with the following statements regarding teachers at tutoring school? (3) Teaching in a more systematic way; it is easier to be understood**

| Value | Label             | Cases | Percentage |
|-------|-------------------|-------|------------|
| 3     | About the same    | 155   | 8.5%       |
| 4     | Disagree          | 12    | 0.7%       |
| 5     | Strongly disagree | 0     |            |
| 9     | Missing           | 0     |            |

*Warning: these figures indicate the number of cases found in the data file. They cannot be interpreted as summary statistics of the population of interest.*

**# fs163004: 63. Compared with teachers at school, how much do you agree with the following statements regarding teachers at tutoring school? (4) Outlining in a more organized way**

|                           |                                                            |
|---------------------------|------------------------------------------------------------|
| <b>Information</b>        | [Type= discrete] [Format=numeric] [Range= 0-9] [Missing=*] |
| <b>Statistics [NW/ W]</b> | [Valid=1826 /-] [Invalid=0 /-]                             |

| Value | Label             | Cases | Percentage |
|-------|-------------------|-------|------------|
| 0     | Skip              | 1083  | 59.3%      |
| 1     | Strongly agree    | 223   | 12.2%      |
| 2     | Agree             | 372   | 20.4%      |
| 3     | About the same    | 140   | 7.7%       |
| 4     | Disagree          | 8     | 0.4%       |
| 5     | Strongly disagree | 0     |            |
| 9     | Missing           | 0     |            |

*Warning: these figures indicate the number of cases found in the data file. They cannot be interpreted as summary statistics of the population of interest.*

**# fs163005: 63. Compared with teachers at school, how much do you agree with the following statements regarding teachers at tutoring school? (5) Better at predicting exam questions**

|                           |                                                            |
|---------------------------|------------------------------------------------------------|
| <b>Information</b>        | [Type= discrete] [Format=numeric] [Range= 0-9] [Missing=*] |
| <b>Statistics [NW/ W]</b> | [Valid=1826 /-] [Invalid=0 /-]                             |

| Value | Label             | Cases | Percentage |
|-------|-------------------|-------|------------|
| 0     | Skip              | 1083  | 59.3%      |
| 1     | Strongly agree    | 133   | 7.3%       |
| 2     | Agree             | 313   | 17.1%      |
| 3     | About the same    | 240   | 13.1%      |
| 4     | Disagree          | 46    | 2.5%       |
| 5     | Strongly disagree | 11    | 0.6%       |
| 9     | Missing           | 0     |            |

*Warning: these figures indicate the number of cases found in the data file. They cannot be interpreted as summary statistics of the population of interest.*

**# fs201000: 1. Where do you currently live?**

|                           |                                                            |
|---------------------------|------------------------------------------------------------|
| <b>Information</b>        | [Type= discrete] [Format=numeric] [Range= 1-9] [Missing=*] |
| <b>Statistics [NW/ W]</b> | [Valid=1826 /-] [Invalid=0 /-]                             |

| Value | Label                                     | Cases | Percentage |
|-------|-------------------------------------------|-------|------------|
| 1     | Home                                      | 1710  | 93.6%      |
| 2     | In relative's house                       | 23    | 1.3%       |
| 3     | In a friend's house, or classmate's house | 11    | 0.6%       |
| 4     | On campus                                 | 52    | 2.8%       |
| 5     | In my own apartment away from home        | 20    | 1.1%       |
| 6     | Other, please specify                     | 10    | 0.5%       |
| 9     | Missing                                   | 0     |            |

*Warning: these figures indicate the number of cases found in the data file. They cannot be interpreted as summary statistics of the population of interest.*



























| # fs202001: 2. Who do you live with? (multiple selections possible)(1) Father                                                                               |                                                            |       |                              |
|-------------------------------------------------------------------------------------------------------------------------------------------------------------|------------------------------------------------------------|-------|------------------------------|
| Information                                                                                                                                                 | [Type= discrete] [Format=numeric] [Range= 1-9] [Missing=*] |       |                              |
| Statistics [NW/ W]                                                                                                                                          | [Valid=1826 /-] [Invalid=0 /-]                             |       |                              |
| Value                                                                                                                                                       | Label                                                      | Cases | Percentage                   |
| 1                                                                                                                                                           | Yes                                                        | 1541  | <div><div></div></div> 84.4% |
| 2                                                                                                                                                           | No                                                         | 285   | <div><div></div></div> 15.6% |
| 9                                                                                                                                                           | Missing                                                    | 0     |                              |
| Warning: these figures indicate the number of cases found in the data file. They cannot be interpreted as summary statistics of the population of interest. |                                                            |       |                              |
| # fs202002: 2. Who do you live with? (multiple selections possible)(2) Mother                                                                               |                                                            |       |                              |
| Information                                                                                                                                                 | [Type= discrete] [Format=numeric] [Range= 1-9] [Missing=*] |       |                              |
| Statistics [NW/ W]                                                                                                                                          | [Valid=1826 /-] [Invalid=0 /-]                             |       |                              |
| Value                                                                                                                                                       | Label                                                      | Cases | Percentage                   |
| 1                                                                                                                                                           | Yes                                                        | 1638  | <div><div></div></div> 89.7% |
| 2                                                                                                                                                           | No                                                         | 188   | <div><div></div></div> 10.3% |
| 9                                                                                                                                                           | Missing                                                    | 0     |                              |
| Warning: these figures indicate the number of cases found in the data file. They cannot be interpreted as summary statistics of the population of interest. |                                                            |       |                              |
| # fs202003: 2. Who d you live with? (multiple selections possible)(3) Grandfather (paternal)                                                                |                                                            |       |                              |
| Information                                                                                                                                                 | [Type= discrete] [Format=numeric] [Range= 1-9] [Missing=*] |       |                              |
| Statistics [NW/ W]                                                                                                                                          | [Valid=1826 /-] [Invalid=0 /-]                             |       |                              |
| Value                                                                                                                                                       | Label                                                      | Cases | Percentage                   |
| 1                                                                                                                                                           | Yes                                                        | 155   | <div><div></div></div> 8.5%  |
| 2                                                                                                                                                           | No                                                         | 1671  | <div><div></div></div> 91.5% |
| 9                                                                                                                                                           | Missing                                                    | 0     |                              |
| Warning: these figures indicate the number of cases found in the data file. They cannot be interpreted as summary statistics of the population of interest. |                                                            |       |                              |
| # fs202004: 2. Who do you live with? (multiple selections possible)(4) Grandmother (paternal)                                                               |                                                            |       |                              |
| Information                                                                                                                                                 | [Type= discrete] [Format=numeric] [Range= 1-9] [Missing=*] |       |                              |
| Statistics [NW/ W]                                                                                                                                          | [Valid=1826 /-] [Invalid=0 /-]                             |       |                              |
| Value                                                                                                                                                       | Label                                                      | Cases | Percentage                   |
| 1                                                                                                                                                           | Yes                                                        | 297   | <div><div></div></div> 16.3% |
| 2                                                                                                                                                           | No                                                         | 1529  | <div><div></div></div> 83.7% |
| 9                                                                                                                                                           | Missing                                                    | 0     |                              |
| Warning: these figures indicate the number of cases found in the data file. They cannot be interpreted as summary statistics of the population of interest. |                                                            |       |                              |
| # fs202005: 2. Who do you live with? (multiple selections possible)(5) Grandfather (maternal)                                                               |                                                            |       |                              |
| Information                                                                                                                                                 | [Type= discrete] [Format=numeric] [Range= 1-9] [Missing=*] |       |                              |
| Statistics [NW/ W]                                                                                                                                          | [Valid=1826 /-] [Invalid=0 /-]                             |       |                              |
| Value                                                                                                                                                       | Label                                                      | Cases | Percentage                   |
| 1                                                                                                                                                           | Yes                                                        | 26    | <div><div></div></div> 1.4%  |
| 2                                                                                                                                                           | No                                                         | 1800  | <div><div></div></div> 98.6% |
| 9                                                                                                                                                           | Missing                                                    | 0     |                              |
| Warning: these figures indicate the number of cases found in the data file. They cannot be interpreted as summary statistics of the population of interest. |                                                            |       |                              |
| # fs202006: 2. Who do you live with? (multiple selections possible)(6) Grandmother (maternal)                                                               |                                                            |       |                              |
| Information                                                                                                                                                 | [Type= discrete] [Format=numeric] [Range= 1-9] [Missing=*] |       |                              |
| Statistics [NW/ W]                                                                                                                                          | [Valid=1826 /-] [Invalid=0 /-]                             |       |                              |

| # fs202006: 2. Who do you live with? (multiple selections possible)(6) Grandmother (maternal)                                                               |                                                            |       |                              |
|-------------------------------------------------------------------------------------------------------------------------------------------------------------|------------------------------------------------------------|-------|------------------------------|
| Value                                                                                                                                                       | Label                                                      | Cases | Percentage                   |
| 1                                                                                                                                                           | Yes                                                        | 55    | <div><div></div></div> 3.0%  |
| 2                                                                                                                                                           | No                                                         | 1771  | <div><div></div></div> 97.0% |
| 9                                                                                                                                                           | Missing                                                    | 0     |                              |
| Warning: these figures indicate the number of cases found in the data file. They cannot be interpreted as summary statistics of the population of interest. |                                                            |       |                              |
| # fs202007: 2. Who do you live with? (multiple selections possible)(7) Unmarried brother                                                                    |                                                            |       |                              |
| Information                                                                                                                                                 | [Type= discrete] [Format=numeric] [Range= 1-9] [Missing=*] |       |                              |
| Statistics [NW/ W]                                                                                                                                          | [Valid=1826 /-] [Invalid=0 /-]                             |       |                              |
| Value                                                                                                                                                       | Label                                                      | Cases | Percentage                   |
| 1                                                                                                                                                           | Yes                                                        | 944   | <div><div></div></div> 51.7% |
| 2                                                                                                                                                           | No                                                         | 882   | <div><div></div></div> 48.3% |
| 9                                                                                                                                                           | Missing                                                    | 0     |                              |
| Warning: these figures indicate the number of cases found in the data file. They cannot be interpreted as summary statistics of the population of interest. |                                                            |       |                              |
| # fs202008: 2. Who do you live with? (multiple selections possible)(8) Married brother                                                                      |                                                            |       |                              |
| Information                                                                                                                                                 | [Type= discrete] [Format=numeric] [Range= 1-9] [Missing=*] |       |                              |
| Statistics [NW/ W]                                                                                                                                          | [Valid=1826 /-] [Invalid=0 /-]                             |       |                              |
| Value                                                                                                                                                       | Label                                                      | Cases | Percentage                   |
| 1                                                                                                                                                           | Yes                                                        | 12    | <div><div></div></div> 0.7%  |
| 2                                                                                                                                                           | No                                                         | 1814  | <div><div></div></div> 99.3% |
| 9                                                                                                                                                           | Missing                                                    | 0     |                              |
| Warning: these figures indicate the number of cases found in the data file. They cannot be interpreted as summary statistics of the population of interest. |                                                            |       |                              |
| # fs202009: 2. Who do you live with? (multiple selections possible)(9) Unmarried sister                                                                     |                                                            |       |                              |
| Information                                                                                                                                                 | [Type= discrete] [Format=numeric] [Range= 1-9] [Missing=*] |       |                              |
| Statistics [NW/ W]                                                                                                                                          | [Valid=1826 /-] [Invalid=0 /-]                             |       |                              |
| Value                                                                                                                                                       | Label                                                      | Cases | Percentage                   |
| 1                                                                                                                                                           | Yes                                                        | 844   | <div><div></div></div> 46.2% |
| 2                                                                                                                                                           | No                                                         | 982   | <div><div></div></div> 53.8% |
| 9                                                                                                                                                           | Missing                                                    | 0     |                              |
| Warning: these figures indicate the number of cases found in the data file. They cannot be interpreted as summary statistics of the population of interest. |                                                            |       |                              |
| # fs202010: 2. Who do you live with? (multiple selections possible)(10) Married sister                                                                      |                                                            |       |                              |
| Information                                                                                                                                                 | [Type= discrete] [Format=numeric] [Range= 1-9] [Missing=*] |       |                              |
| Statistics [NW/ W]                                                                                                                                          | [Valid=1826 /-] [Invalid=0 /-]                             |       |                              |
| Value                                                                                                                                                       | Label                                                      | Cases | Percentage                   |
| 1                                                                                                                                                           | Yes                                                        | 9     | <div><div></div></div> 0.5%  |
| 2                                                                                                                                                           | No                                                         | 1817  | <div><div></div></div> 99.5% |
| 9                                                                                                                                                           | Missing                                                    | 0     |                              |
| Warning: these figures indicate the number of cases found in the data file. They cannot be interpreted as summary statistics of the population of interest. |                                                            |       |                              |
| # fs202011: 2. Who do you live with? (multiple selections possible)(11) Unmarried uncle (paternal)                                                          |                                                            |       |                              |
| Information                                                                                                                                                 | [Type= discrete] [Format=numeric] [Range= 1-9] [Missing=*] |       |                              |
| Statistics [NW/ W]                                                                                                                                          | [Valid=1826 /-] [Invalid=0 /-]                             |       |                              |
| Value                                                                                                                                                       | Label                                                      | Cases | Percentage                   |
| 1                                                                                                                                                           | Yes                                                        | 28    | <div><div></div></div> 1.5%  |

| # fs202011: 2. Who do you live with? (multiple selections possible)(11) Unmarried uncle (paternal)                                                          |                                                            |       |                              |
|-------------------------------------------------------------------------------------------------------------------------------------------------------------|------------------------------------------------------------|-------|------------------------------|
| Value                                                                                                                                                       | Label                                                      | Cases | Percentage                   |
| 2                                                                                                                                                           | No                                                         | 1798  | <div><div></div></div> 98.5% |
| 9                                                                                                                                                           | Missing                                                    | 0     |                              |
| Warning: these figures indicate the number of cases found in the data file. They cannot be interpreted as summary statistics of the population of interest. |                                                            |       |                              |
| # fs202012: 2. Who do you live with? (multiple selections possible)(12) Married uncle (paternal) and his wives                                              |                                                            |       |                              |
| Information                                                                                                                                                 | [Type= discrete] [Format=numeric] [Range= 1-9] [Missing=*] |       |                              |
| Statistics [NW/ W]                                                                                                                                          | [Valid=1826 /-] [Invalid=0 /-]                             |       |                              |
| Value                                                                                                                                                       | Label                                                      | Cases | Percentage                   |
| 1                                                                                                                                                           | Yes                                                        | 46    | <div><div></div></div> 2.5%  |
| 2                                                                                                                                                           | No                                                         | 1780  | <div><div></div></div> 97.5% |
| 9                                                                                                                                                           | Missing                                                    | 0     |                              |
| Warning: these figures indicate the number of cases found in the data file. They cannot be interpreted as summary statistics of the population of interest. |                                                            |       |                              |
| # fs202013: 2. Who do you live with? (multiple selections possible)(13) Unmarried auntie (paternal)                                                         |                                                            |       |                              |
| Information                                                                                                                                                 | [Type= discrete] [Format=numeric] [Range= 1-9] [Missing=*] |       |                              |
| Statistics [NW/ W]                                                                                                                                          | [Valid=1826 /-] [Invalid=0 /-]                             |       |                              |
| Value                                                                                                                                                       | Label                                                      | Cases | Percentage                   |
| 1                                                                                                                                                           | Yes                                                        | 17    | <div><div></div></div> 0.9%  |
| 2                                                                                                                                                           | No                                                         | 1809  | <div><div></div></div> 99.1% |
| 9                                                                                                                                                           | Missing                                                    | 0     |                              |
| Warning: these figures indicate the number of cases found in the data file. They cannot be interpreted as summary statistics of the population of interest. |                                                            |       |                              |
| # fs202014: 2. Who do you live with? (multiple selections possible)(14) Married auntie (paternal) and her husband                                           |                                                            |       |                              |
| Information                                                                                                                                                 | [Type= discrete] [Format=numeric] [Range= 1-9] [Missing=*] |       |                              |
| Statistics [NW/ W]                                                                                                                                          | [Valid=1826 /-] [Invalid=0 /-]                             |       |                              |
| Value                                                                                                                                                       | Label                                                      | Cases | Percentage                   |
| 1                                                                                                                                                           | Yes                                                        | 13    | <div><div></div></div> 0.7%  |
| 2                                                                                                                                                           | No                                                         | 1813  | <div><div></div></div> 99.3% |
| 9                                                                                                                                                           | Missing                                                    | 0     |                              |
| Warning: these figures indicate the number of cases found in the data file. They cannot be interpreted as summary statistics of the population of interest. |                                                            |       |                              |
| # fs202015: 2. Who do you live with? (multiple selections possible)(15) Unmarried uncle (maternal)                                                          |                                                            |       |                              |
| Information                                                                                                                                                 | [Type= discrete] [Format=numeric] [Range= 1-9] [Missing=*] |       |                              |
| Statistics [NW/ W]                                                                                                                                          | [Valid=1826 /-] [Invalid=0 /-]                             |       |                              |
| Value                                                                                                                                                       | Label                                                      | Cases | Percentage                   |
| 1                                                                                                                                                           | Yes                                                        | 22    | <div><div></div></div> 1.2%  |
| 2                                                                                                                                                           | No                                                         | 1804  | <div><div></div></div> 98.8% |
| 9                                                                                                                                                           | Missing                                                    | 0     |                              |
| Warning: these figures indicate the number of cases found in the data file. They cannot be interpreted as summary statistics of the population of interest. |                                                            |       |                              |
| # fs202016: 2. Who do you live with? (multiple selections possible)(16) Married uncle (maternal) and his wives                                              |                                                            |       |                              |
| Information                                                                                                                                                 | [Type= discrete] [Format=numeric] [Range= 1-9] [Missing=*] |       |                              |
| Statistics [NW/ W]                                                                                                                                          | [Valid=1826 /-] [Invalid=0 /-]                             |       |                              |
| Value                                                                                                                                                       | Label                                                      | Cases | Percentage                   |
| 1                                                                                                                                                           | Yes                                                        | 19    | <div><div></div></div> 1.0%  |
| 2                                                                                                                                                           | No                                                         | 1807  | <div><div></div></div> 99.0% |

|                                                                                                                                                             |                                                            |              |                   |
|-------------------------------------------------------------------------------------------------------------------------------------------------------------|------------------------------------------------------------|--------------|-------------------|
| # fs202016: 2. Who do you live with? (multiple selections possible)(16) Married uncle (maternal) and his wives                                              |                                                            |              |                   |
| <b>Value</b>                                                                                                                                                | <b>Label</b>                                               | <b>Cases</b> | <b>Percentage</b> |
| 9                                                                                                                                                           | Missing                                                    | 0            |                   |
| Warning: these figures indicate the number of cases found in the data file. They cannot be interpreted as summary statistics of the population of interest. |                                                            |              |                   |
| # fs202017: 2. Who do you live with? (multiple selections possible)(17) Unmarried auntie (maternal)                                                         |                                                            |              |                   |
| <b>Information</b>                                                                                                                                          | [Type= discrete] [Format=numeric] [Range= 1-9] [Missing=*] |              |                   |
| <b>Statistics [NW/ W]</b>                                                                                                                                   | [Valid=1826 /-] [Invalid=0 /-]                             |              |                   |
| <b>Value</b>                                                                                                                                                | <b>Label</b>                                               | <b>Cases</b> | <b>Percentage</b> |
| 1                                                                                                                                                           | Yes                                                        | 12           | 0.7%              |
| 2                                                                                                                                                           | No                                                         | 1814         | 99.3%             |
| 9                                                                                                                                                           | Missing                                                    | 0            |                   |
| Warning: these figures indicate the number of cases found in the data file. They cannot be interpreted as summary statistics of the population of interest. |                                                            |              |                   |
| # fs202018: 2. Who do you live with? (multiple selections possible)(18) Married auntie (maternal) and her husband                                           |                                                            |              |                   |
| <b>Information</b>                                                                                                                                          | [Type= discrete] [Format=numeric] [Range= 1-9] [Missing=*] |              |                   |
| <b>Statistics [NW/ W]</b>                                                                                                                                   | [Valid=1826 /-] [Invalid=0 /-]                             |              |                   |
| <b>Value</b>                                                                                                                                                | <b>Label</b>                                               | <b>Cases</b> | <b>Percentage</b> |
| 1                                                                                                                                                           | Yes                                                        | 7            | 0.4%              |
| 2                                                                                                                                                           | No                                                         | 1819         | 99.6%             |
| 9                                                                                                                                                           | Missing                                                    | 0            |                   |
| Warning: these figures indicate the number of cases found in the data file. They cannot be interpreted as summary statistics of the population of interest. |                                                            |              |                   |
| # fs202019: 2. Who do you live with? (multiple selections possible)(19) Other relatives                                                                     |                                                            |              |                   |
| <b>Information</b>                                                                                                                                          | [Type= discrete] [Format=numeric] [Range= 1-9] [Missing=*] |              |                   |
| <b>Statistics [NW/ W]</b>                                                                                                                                   | [Valid=1826 /-] [Invalid=0 /-]                             |              |                   |
| <b>Value</b>                                                                                                                                                | <b>Label</b>                                               | <b>Cases</b> | <b>Percentage</b> |
| 1                                                                                                                                                           | Yes                                                        | 29           | 1.6%              |
| 2                                                                                                                                                           | No                                                         | 1797         | 98.4%             |
| 9                                                                                                                                                           | Missing                                                    | 0            |                   |
| Warning: these figures indicate the number of cases found in the data file. They cannot be interpreted as summary statistics of the population of interest. |                                                            |              |                   |
| # fs202020: 2. Who do you live with? (multiple selections possible)(20) Friend (including parent's friends or other family member's friends)                |                                                            |              |                   |
| <b>Information</b>                                                                                                                                          | [Type= discrete] [Format=numeric] [Range= 1-9] [Missing=*] |              |                   |
| <b>Statistics [NW/ W]</b>                                                                                                                                   | [Valid=1826 /-] [Invalid=0 /-]                             |              |                   |
| <b>Value</b>                                                                                                                                                | <b>Label</b>                                               | <b>Cases</b> | <b>Percentage</b> |
| 1                                                                                                                                                           | Yes                                                        | 43           | 2.4%              |
| 2                                                                                                                                                           | No                                                         | 1783         | 97.6%             |
| 9                                                                                                                                                           | Missing                                                    | 0            |                   |
| Warning: these figures indicate the number of cases found in the data file. They cannot be interpreted as summary statistics of the population of interest. |                                                            |              |                   |
| # fs202021: 2. Who do you live with? (multiple selections possible)(21) None of the above                                                                   |                                                            |              |                   |
| <b>Information</b>                                                                                                                                          | [Type= discrete] [Format=numeric] [Range= 1-9] [Missing=*] |              |                   |
| <b>Statistics [NW/ W]</b>                                                                                                                                   | [Valid=1826 /-] [Invalid=0 /-]                             |              |                   |
| <b>Value</b>                                                                                                                                                | <b>Label</b>                                               | <b>Cases</b> | <b>Percentage</b> |
| 1                                                                                                                                                           | Yes                                                        | 39           | 2.1%              |
| 2                                                                                                                                                           | No                                                         | 1787         | 97.9%             |
| 9                                                                                                                                                           | Missing                                                    | 0            |                   |

|                                                                                                                                                             |                                                            |       |            |
|-------------------------------------------------------------------------------------------------------------------------------------------------------------|------------------------------------------------------------|-------|------------|
| # fs202021: 2. Who do you live with? (multiple selections possible)(21) None of the above                                                                   |                                                            |       |            |
| Warning: these figures indicate the number of cases found in the data file. They cannot be interpreted as summary statistics of the population of interest. |                                                            |       |            |
| # fs203000: 3. How many siblings do you have?                                                                                                               |                                                            |       |            |
| Information                                                                                                                                                 | [Type= discrete] [Format=numeric] [Range= 1-9] [Missing=*] |       |            |
| Statistics [NW/ W]                                                                                                                                          | [Valid=1826 /-] [Invalid=0 /-]                             |       |            |
| Value                                                                                                                                                       | Label                                                      | Cases | Percentage |
| 1                                                                                                                                                           | I'm the only child, no siblings (proceed to Question 10)   | 95    | 5.2%       |
| 2                                                                                                                                                           | I have siblings.                                           | 1731  | 94.8%      |
| 9                                                                                                                                                           | Missing                                                    | 0     |            |
| Warning: these figures indicate the number of cases found in the data file. They cannot be interpreted as summary statistics of the population of interest. |                                                            |       |            |
| # fs203a01: 3. How many siblings do you have? older brother                                                                                                 |                                                            |       |            |
| Information                                                                                                                                                 | [Type= discrete] [Format=numeric] [Range= 0-9] [Missing=*] |       |            |
| Statistics [NW/ W]                                                                                                                                          | [Valid=1826 /-] [Invalid=0 /-]                             |       |            |
| Value                                                                                                                                                       | Label                                                      | Cases | Percentage |
| 0                                                                                                                                                           | 0                                                          | 1153  | 63.1%      |
| 1                                                                                                                                                           |                                                            | 500   | 27.4%      |
| 2                                                                                                                                                           |                                                            | 72    | 3.9%       |
| 3                                                                                                                                                           |                                                            | 4     | 0.2%       |
| 4                                                                                                                                                           |                                                            | 2     | 0.1%       |
| 7                                                                                                                                                           | Skip                                                       | 95    | 5.2%       |
| 9                                                                                                                                                           | Missing                                                    | 0     |            |
| Warning: these figures indicate the number of cases found in the data file. They cannot be interpreted as summary statistics of the population of interest. |                                                            |       |            |
| # fs203a02: 3. How many siblings do you have? older sister                                                                                                  |                                                            |       |            |
| Information                                                                                                                                                 | [Type= discrete] [Format=numeric] [Range= 0-9] [Missing=*] |       |            |
| Statistics [NW/ W]                                                                                                                                          | [Valid=1826 /-] [Invalid=0 /-]                             |       |            |
| Value                                                                                                                                                       | Label                                                      | Cases | Percentage |
| 0                                                                                                                                                           | 0                                                          | 1110  | 60.8%      |
| 1                                                                                                                                                           |                                                            | 446   | 24.4%      |
| 2                                                                                                                                                           |                                                            | 136   | 7.4%       |
| 3                                                                                                                                                           |                                                            | 29    | 1.6%       |
| 4                                                                                                                                                           |                                                            | 7     | 0.4%       |
| 5                                                                                                                                                           |                                                            | 3     | 0.2%       |
| 7                                                                                                                                                           | Skip                                                       | 95    | 5.2%       |
| 9                                                                                                                                                           | Missing                                                    | 0     |            |
| Warning: these figures indicate the number of cases found in the data file. They cannot be interpreted as summary statistics of the population of interest. |                                                            |       |            |
| # fs203a03: 3. How many siblings do you have? younger brother                                                                                               |                                                            |       |            |
| Information                                                                                                                                                 | [Type= discrete] [Format=numeric] [Range= 0-9] [Missing=*] |       |            |
| Statistics [NW/ W]                                                                                                                                          | [Valid=1826 /-] [Invalid=0 /-]                             |       |            |
| Value                                                                                                                                                       | Label                                                      | Cases | Percentage |
| 0                                                                                                                                                           | 0                                                          | 1028  | 56.3%      |
| 1                                                                                                                                                           |                                                            | 603   | 33.0%      |
| 2                                                                                                                                                           |                                                            | 97    | 5.3%       |
| 3                                                                                                                                                           |                                                            | 3     | 0.2%       |
| 7                                                                                                                                                           | Skip                                                       | 95    | 5.2%       |






|                                                                                                                                                             |                                                             |              |                                                                                             |
|-------------------------------------------------------------------------------------------------------------------------------------------------------------|-------------------------------------------------------------|--------------|---------------------------------------------------------------------------------------------|
| # fs203a03: 3. How many siblings do you have? younger brother                                                                                               |                                                             |              |                                                                                             |
| <b>Value</b>                                                                                                                                                | <b>Label</b>                                                | <b>Cases</b> | <b>Percentage</b>                                                                           |
| 9                                                                                                                                                           | Missing                                                     | 0            |                                                                                             |
| Warning: these figures indicate the number of cases found in the data file. They cannot be interpreted as summary statistics of the population of interest. |                                                             |              |                                                                                             |
| # fs203a04: 3. How many siblings do you have? younger sister                                                                                                |                                                             |              |                                                                                             |
| <b>Information</b>                                                                                                                                          | [Type= discrete] [Format=numeric] [Range= 0-9] [Missing=*]  |              |                                                                                             |
| <b>Statistics [NW/ W]</b>                                                                                                                                   | [Valid=1826 /-] [Invalid=0 /-]                              |              |                                                                                             |
| <b>Value</b>                                                                                                                                                | <b>Label</b>                                                | <b>Cases</b> | <b>Percentage</b>                                                                           |
| 0                                                                                                                                                           | 0                                                           | 1147         |  62.8%   |
| 1                                                                                                                                                           |                                                             | 495          |  27.1%   |
| 2                                                                                                                                                           |                                                             | 80           |  4.4%    |
| 3                                                                                                                                                           |                                                             | 7            |  0.4%    |
| 4                                                                                                                                                           |                                                             | 2            |  0.1%    |
| 7                                                                                                                                                           | Skip                                                        | 95           |  5.2%    |
| 9                                                                                                                                                           | Missing                                                     | 0            |                                                                                             |
| Warning: these figures indicate the number of cases found in the data file. They cannot be interpreted as summary statistics of the population of interest. |                                                             |              |                                                                                             |
| # fs204000: 4. Among your siblings, who are you closest with?                                                                                               |                                                             |              |                                                                                             |
| <b>Information</b>                                                                                                                                          | [Type= discrete] [Format=numeric] [Range= 0-99] [Missing=*] |              |                                                                                             |
| <b>Statistics [NW/ W]</b>                                                                                                                                   | [Valid=1826 /-] [Invalid=0 /-]                              |              |                                                                                             |
| <b>Value</b>                                                                                                                                                | <b>Label</b>                                                | <b>Cases</b> | <b>Percentage</b>                                                                           |
| 0                                                                                                                                                           | Skip                                                        | 95           |  5.2%    |
| 1                                                                                                                                                           | The oldest child                                            | 361          |  19.8% |
| 2                                                                                                                                                           | 2nd child                                                   | 386          |  21.1% |
| 3                                                                                                                                                           | 3rd child                                                   | 123          |  6.7%  |
| 4                                                                                                                                                           | 4th child                                                   | 26           |  1.4%  |
| 5                                                                                                                                                           | 5th child                                                   | 4            |  0.2%  |
| 6                                                                                                                                                           | 6th child                                                   | 0            |                                                                                             |
| 7                                                                                                                                                           | None of them                                                | 168          |  9.2%  |
| 8                                                                                                                                                           | Equally close with all of them                              | 661          |  36.2% |
| 99                                                                                                                                                          | Missing                                                     | 2            |  0.1%  |
| Warning: these figures indicate the number of cases found in the data file. They cannot be interpreted as summary statistics of the population of interest. |                                                             |              |                                                                                             |
| # fs205000: 5. Among your siblings, who is the most helpful to you?                                                                                         |                                                             |              |                                                                                             |
| <b>Information</b>                                                                                                                                          | [Type= discrete] [Format=numeric] [Range= 0-99] [Missing=*] |              |                                                                                             |
| <b>Statistics [NW/ W]</b>                                                                                                                                   | [Valid=1826 /-] [Invalid=0 /-]                              |              |                                                                                             |
| <b>Value</b>                                                                                                                                                | <b>Label</b>                                                | <b>Cases</b> | <b>Percentage</b>                                                                           |
| 0                                                                                                                                                           | Skip                                                        | 95           |  5.2%  |
| 1                                                                                                                                                           | The oldest child                                            | 401          |  22.0% |
| 2                                                                                                                                                           | 2nd child                                                   | 282          |  15.4% |
| 3                                                                                                                                                           | 3rd child                                                   | 47           |  2.6%  |
| 4                                                                                                                                                           | 4th child                                                   | 4            |  0.2%  |
| 5                                                                                                                                                           | 5th child                                                   | 1            |  0.1%  |
| 6                                                                                                                                                           | 6th child                                                   | 0            |                                                                                             |
| 7                                                                                                                                                           | None of them                                                | 422          |  23.1% |
| 8                                                                                                                                                           | All of them                                                 | 573          |  31.4% |
| 99                                                                                                                                                          | Missing                                                     | 1            |  0.1%  |

| # fs205000: 5. Among your siblings, who is the most helpful to you?                                                                                         |                                                            |       |                              |
|-------------------------------------------------------------------------------------------------------------------------------------------------------------|------------------------------------------------------------|-------|------------------------------|
| Warning: these figures indicate the number of cases found in the data file. They cannot be interpreted as summary statistics of the population of interest. |                                                            |       |                              |
| # fs206000: 6. Do you often spend time chatting with your siblings?                                                                                         |                                                            |       |                              |
| Information                                                                                                                                                 | [Type= discrete] [Format=numeric] [Range= 0-9] [Missing=*] |       |                              |
| Statistics [NW/ W]                                                                                                                                          | [Valid=1826 /-] [Invalid=0 /-]                             |       |                              |
| Value                                                                                                                                                       | Label                                                      | Cases | Percentage                   |
| 0                                                                                                                                                           | Skip                                                       | 95    | <div><div></div></div> 5.2%  |
| 1                                                                                                                                                           | Almost everyday                                            | 773   | <div><div></div></div> 42.3% |
| 2                                                                                                                                                           | 1-2 times a week                                           | 419   | <div><div></div></div> 22.9% |
| 3                                                                                                                                                           | 1-3 times a month                                          | 112   | <div><div></div></div> 6.1%  |
| 4                                                                                                                                                           | Once in 2-3 months                                         | 29    | <div><div></div></div> 1.6%  |
| 5                                                                                                                                                           | 1-2 times a year                                           | 9     | <div><div></div></div> 0.5%  |
| 6                                                                                                                                                           | Rarely                                                     | 388   | <div><div></div></div> 21.2% |
| 9                                                                                                                                                           | Missing                                                    | 1     | <div><div></div></div> 0.1%  |
| Warning: these figures indicate the number of cases found in the data file. They cannot be interpreted as summary statistics of the population of interest. |                                                            |       |                              |
| # fs207000: 7. Do you often argue with your siblings?                                                                                                       |                                                            |       |                              |
| Information                                                                                                                                                 | [Type= discrete] [Format=numeric] [Range= 0-9] [Missing=*] |       |                              |
| Statistics [NW/ W]                                                                                                                                          | [Valid=1826 /-] [Invalid=0 /-]                             |       |                              |
| Value                                                                                                                                                       | Label                                                      | Cases | Percentage                   |
| 0                                                                                                                                                           | Skip                                                       | 95    | <div><div></div></div> 5.2%  |
| 1                                                                                                                                                           | Almost everyday                                            | 192   | <div><div></div></div> 10.5% |
| 2                                                                                                                                                           | 1-2 times a week                                           | 340   | <div><div></div></div> 18.6% |
| 3                                                                                                                                                           | 1-3 times a month                                          | 132   | <div><div></div></div> 7.2%  |
| 4                                                                                                                                                           | Once in 2-3 months                                         | 75    | <div><div></div></div> 4.1%  |
| 5                                                                                                                                                           | 1-2 times a year                                           | 15    | <div><div></div></div> 0.8%  |
| 6                                                                                                                                                           | Rarely                                                     | 975   | <div><div></div></div> 53.4% |
| 9                                                                                                                                                           | Missing                                                    | 2     | <div><div></div></div> 0.1%  |
| Warning: these figures indicate the number of cases found in the data file. They cannot be interpreted as summary statistics of the population of interest. |                                                            |       |                              |
| # fs207a00: 7.Do you fight with your siblings                                                                                                               |                                                            |       |                              |
| Information                                                                                                                                                 | [Type= discrete] [Format=numeric] [Range= 0-9] [Missing=*] |       |                              |
| Statistics [NW/ W]                                                                                                                                          | [Valid=1826 /-] [Invalid=0 /-]                             |       |                              |
| Value                                                                                                                                                       | Label                                                      | Cases | Percentage                   |
| 0                                                                                                                                                           | Skip                                                       | 95    | <div><div></div></div> 5.2%  |
| 1                                                                                                                                                           | Yes                                                        | 267   | <div><div></div></div> 14.6% |
| 2                                                                                                                                                           | No                                                         | 1451  | <div><div></div></div> 79.5% |
| 9                                                                                                                                                           | Missing                                                    | 13    | <div><div></div></div> 0.7%  |
| Warning: these figures indicate the number of cases found in the data file. They cannot be interpreted as summary statistics of the population of interest. |                                                            |       |                              |
| # fs208000: 8. Do your parents discuss your sibling's school performance with you?                                                                          |                                                            |       |                              |
| Information                                                                                                                                                 | [Type= discrete] [Format=numeric] [Range= 0-9] [Missing=*] |       |                              |
| Statistics [NW/ W]                                                                                                                                          | [Valid=1826 /-] [Invalid=0 /-]                             |       |                              |
| Value                                                                                                                                                       | Label                                                      | Cases | Percentage                   |
| 0                                                                                                                                                           | Skip                                                       | 95    | <div><div></div></div> 5.2%  |
| 1                                                                                                                                                           | Often                                                      | 100   | <div><div></div></div> 5.5%  |
| 2                                                                                                                                                           | Sometimes                                                  | 515   | <div><div></div></div> 28.2% |

| # fs208000: 8. Do your parents discuss your sibling's school performance with you?                                                                          |                                                             |       |                              |
|-------------------------------------------------------------------------------------------------------------------------------------------------------------|-------------------------------------------------------------|-------|------------------------------|
| Value                                                                                                                                                       | Label                                                       | Cases | Percentage                   |
| 3                                                                                                                                                           | Seldom                                                      | 663   | <div><div></div></div> 36.3% |
| 4                                                                                                                                                           | Never                                                       | 452   | <div><div></div></div> 24.8% |
| 9                                                                                                                                                           | Missing                                                     | 1     | 0.1%                         |
| Warning: these figures indicate the number of cases found in the data file. They cannot be interpreted as summary statistics of the population of interest. |                                                             |       |                              |
| # fs208a00: 8.Do you feel stressful for your sibling's school performance?                                                                                  |                                                             |       |                              |
| Information                                                                                                                                                 | [Type= discrete] [Format=numeric] [Range= 0-9] [Missing=*]  |       |                              |
| Statistics [NW/ W]                                                                                                                                          | [Valid=1826 /-] [Invalid=0 /-]                              |       |                              |
| Value                                                                                                                                                       | Label                                                       | Cases | Percentage                   |
| 0                                                                                                                                                           | Skip                                                        | 95    | <div><div></div></div> 5.2%  |
| 1                                                                                                                                                           | Yes, very stressful                                         | 33    | <div><div></div></div> 1.8%  |
| 2                                                                                                                                                           | Yes, pretty stressful                                       | 92    | <div><div></div></div> 5.0%  |
| 3                                                                                                                                                           | Yes, somewhat stressful                                     | 375   | <div><div></div></div> 20.5% |
| 4                                                                                                                                                           | No, not at all                                              | 1230  | <div><div></div></div> 67.4% |
| 9                                                                                                                                                           | Missing                                                     | 1     | 0.1%                         |
| Warning: these figures indicate the number of cases found in the data file. They cannot be interpreted as summary statistics of the population of interest. |                                                             |       |                              |
| # fs208b00: 8.Is your sibling's school performance helpful to improve your studies?                                                                         |                                                             |       |                              |
| Information                                                                                                                                                 | [Type= discrete] [Format=numeric] [Range= 0-9] [Missing=*]  |       |                              |
| Statistics [NW/ W]                                                                                                                                          | [Valid=1826 /-] [Invalid=0 /-]                              |       |                              |
| Value                                                                                                                                                       | Label                                                       | Cases | Percentage                   |
| 0                                                                                                                                                           | Skip                                                        | 95    | <div><div></div></div> 5.2%  |
| 1                                                                                                                                                           | Yes, very helpful                                           | 18    | <div><div></div></div> 1.0%  |
| 2                                                                                                                                                           | Yes, pretty helpful                                         | 92    | <div><div></div></div> 5.0%  |
| 3                                                                                                                                                           | Yes, somewhat helpful                                       | 448   | <div><div></div></div> 24.5% |
| 4                                                                                                                                                           | No, not at all                                              | 1172  | <div><div></div></div> 64.2% |
| 9                                                                                                                                                           | Missing                                                     | 1     | 0.1%                         |
| Warning: these figures indicate the number of cases found in the data file. They cannot be interpreted as summary statistics of the population of interest. |                                                             |       |                              |
| # fs209000: 9. Who do your parents favor?                                                                                                                   |                                                             |       |                              |
| Information                                                                                                                                                 | [Type= discrete] [Format=numeric] [Range= 0-99] [Missing=*] |       |                              |
| Statistics [NW/ W]                                                                                                                                          | [Valid=1826 /-] [Invalid=0 /-]                              |       |                              |
| Value                                                                                                                                                       | Label                                                       | Cases | Percentage                   |
| 0                                                                                                                                                           | Skip                                                        | 95    | <div><div></div></div> 5.2%  |
| 1                                                                                                                                                           | The oldest child                                            | 114   | <div><div></div></div> 6.2%  |
| 2                                                                                                                                                           | 2nd child                                                   | 103   | <div><div></div></div> 5.6%  |
| 3                                                                                                                                                           | 3rd child                                                   | 105   | <div><div></div></div> 5.8%  |
| 4                                                                                                                                                           | 4th child                                                   | 28    | <div><div></div></div> 1.5%  |
| 5                                                                                                                                                           | 5th child                                                   | 5     | <div><div></div></div> 0.3%  |
| 6                                                                                                                                                           | 6th child                                                   | 2     | <div><div></div></div> 0.1%  |
| 7                                                                                                                                                           | Do not favor a certain child                                | 1369  | <div><div></div></div> 75.0% |
| 99                                                                                                                                                          | Missing                                                     | 5     | <div><div></div></div> 0.3%  |
| Warning: these figures indicate the number of cases found in the data file. They cannot be interpreted as summary statistics of the population of interest. |                                                             |       |                              |
| # fs210000: 10. Are you happy when you are with your family?                                                                                                |                                                             |       |                              |
| Information                                                                                                                                                 | [Type= discrete] [Format=numeric] [Range= 1-9] [Missing=*]  |       |                              |
| Statistics [NW/ W]                                                                                                                                          | [Valid=1826 /-] [Invalid=0 /-]                              |       |                              |



# fs210000: 10. Are you happy when you are with your family?

| Value | Label        | Cases | Percentage                                                                                |
|-------|--------------|-------|-------------------------------------------------------------------------------------------|
| 1     | Very happy   | 396   |  21.7% |
| 2     | Happy        | 714   |  39.1% |
| 3     | It's alright | 657   |  36.0% |
| 4     | Unhappy      | 47    |  2.6%  |
| 5     | Very unhappy | 12    |  0.7%  |
| 9     | Missing      | 0     |                                                                                           |

Warning: these figures indicate the number of cases found in the data file. They cannot be interpreted as summary statistics of the population of interest.

| # fs211000: 11. Do your parents discuss the academic performance of your relative child with you?                                                                                      |                                                              |       |                              |
|----------------------------------------------------------------------------------------------------------------------------------------------------------------------------------------|--------------------------------------------------------------|-------|------------------------------|
| Information                                                                                                                                                                            | [Type= discrete] [Format=numeric] [Range= 1-9] [Missing=*]   |       |                              |
| Statistics [NW/ W]                                                                                                                                                                     | [Valid=1826 /-] [Invalid=0 /-]                               |       |                              |
| Value                                                                                                                                                                                  | Label                                                        | Cases | Percentage                   |
| 1                                                                                                                                                                                      | Often                                                        | 212   | <div><div></div></div> 11.6% |
| 2                                                                                                                                                                                      | Sometimes                                                    | 808   | <div><div></div></div> 44.2% |
| 3                                                                                                                                                                                      | Seldom                                                       | 553   | <div><div></div></div> 30.3% |
| 4                                                                                                                                                                                      | Never                                                        | 253   | <div><div></div></div> 13.9% |
| 9                                                                                                                                                                                      | Missing                                                      | 0     |                              |
| Warning: these figures indicate the number of cases found in the data file. They cannot be interpreted as summary statistics of the population of interest.                            |                                                              |       |                              |
| # fs211a00: 11.Do you feel stressful for the academic performance of your relative child?                                                                                              |                                                              |       |                              |
| Information                                                                                                                                                                            | [Type= discrete] [Format=numeric] [Range= 1-9] [Missing=*]   |       |                              |
| Statistics [NW/ W]                                                                                                                                                                     | [Valid=1826 /-] [Invalid=0 /-]                               |       |                              |
| Value                                                                                                                                                                                  | Label                                                        | Cases | Percentage                   |
| 1                                                                                                                                                                                      | Yes, very stressful                                          | 88    | <div><div></div></div> 4.8%  |
| 2                                                                                                                                                                                      | Yes, pretty stressful                                        | 224   | <div><div></div></div> 12.3% |
| 3                                                                                                                                                                                      | Yes, somewhat stressful                                      | 552   | <div><div></div></div> 30.2% |
| 4                                                                                                                                                                                      | No, not at all                                               | 961   | <div><div></div></div> 52.6% |
| 9                                                                                                                                                                                      | Missing                                                      | 1     | <div><div></div></div> 0.1%  |
| Warning: these figures indicate the number of cases found in the data file. They cannot be interpreted as summary statistics of the population of interest.                            |                                                              |       |                              |
| # fs211b00: 11.Is the academic performance of your relative child helpful in your studies?                                                                                             |                                                              |       |                              |
| Information                                                                                                                                                                            | [Type= discrete] [Format=numeric] [Range= 1-9] [Missing=*]   |       |                              |
| Statistics [NW/ W]                                                                                                                                                                     | [Valid=1826 /-] [Invalid=0 /-]                               |       |                              |
| Value                                                                                                                                                                                  | Label                                                        | Cases | Percentage                   |
| 1                                                                                                                                                                                      | Yes, very helpful                                            | 19    | <div><div></div></div> 1.0%  |
| 2                                                                                                                                                                                      | Yes, pretty helpful                                          | 109   | <div><div></div></div> 6.0%  |
| 3                                                                                                                                                                                      | Yes, somewhat helpful                                        | 499   | <div><div></div></div> 27.3% |
| 4                                                                                                                                                                                      | No, not at all                                               | 1198  | <div><div></div></div> 65.6% |
| 9                                                                                                                                                                                      | Missing                                                      | 1     | <div><div></div></div> 0.1%  |
| Warning: these figures indicate the number of cases found in the data file. They cannot be interpreted as summary statistics of the population of interest.                            |                                                              |       |                              |
| # fs212000: 12. How often have you contacted your grandparents (paternal) since you graduated from junior high school? (If they are still alive and you often keep in touch with them) |                                                              |       |                              |
| Information                                                                                                                                                                            | [Type= discrete] [Format=numeric] [Range= 0-99] [Missing=*]  |       |                              |
| Statistics [NW/ W]                                                                                                                                                                     | [Valid=1826 /-] [Invalid=0 /-]                               |       |                              |
| Value                                                                                                                                                                                  | Label                                                        | Cases | Percentage                   |
| 0                                                                                                                                                                                      | Not applicable (both grandparents passed away)               | 394   | <div><div></div></div> 21.6% |
| 1                                                                                                                                                                                      | Live together                                                | 327   | <div><div></div></div> 17.9% |
| 2                                                                                                                                                                                      | Almost everyday                                              | 133   | <div><div></div></div> 7.3%  |
| 3                                                                                                                                                                                      | 1-2 times a week                                             | 130   | <div><div></div></div> 7.1%  |
| 4                                                                                                                                                                                      | 1-3 times a month                                            | 189   | <div><div></div></div> 10.4% |
| 5                                                                                                                                                                                      | Once in 2-3 months                                           | 224   | <div><div></div></div> 12.3% |
| 6                                                                                                                                                                                      | 1-2 times a year                                             | 407   | <div><div></div></div> 22.3% |
| 7                                                                                                                                                                                      | Live together from time to time, last year the time we lived | 20    | <div><div></div></div> 1.1%  |
| 99                                                                                                                                                                                     | Missing                                                      | 2     | <div><div></div></div> 0.1%  |
| Warning: these figures indicate the number of cases found in the data file. They cannot be interpreted as summary statistics of the population of interest.                            |                                                              |       |                              |

**# fs213000: 13. How close are you with your grandparents (paternal)? (Does not matter whether they are alive or not as long as you had spent time together before)**

|                           |                                                            |
|---------------------------|------------------------------------------------------------|
| <b>Information</b>        | [Type= discrete] [Format=numeric] [Range= 0-9] [Missing=*] |
| <b>Statistics [NW/ W]</b> | [Valid=1826 /-] [Invalid=0 /-]                             |

| Value | Label                     | Cases | Percentage |
|-------|---------------------------|-------|------------|
| 0     | Never spent time together | 136   | 7.4%       |
| 1     | Very close                | 238   | 13.0%      |
| 2     | Close                     | 384   | 21.0%      |
| 3     | Somewhat close            | 625   | 34.2%      |
| 4     | Somewhat distant          | 318   | 17.4%      |
| 5     | Distant                   | 124   | 6.8%       |
| 9     | Missing                   | 1     | 0.1%       |

*Warning: these figures indicate the number of cases found in the data file. They cannot be interpreted as summary statistics of the population of interest.*

**# fs214000: 14. How often have you contacted your grandparents (maternal) since you graduated from junior high school? (If they are still alive and you often keep in touch with them)**

|                           |                                                             |
|---------------------------|-------------------------------------------------------------|
| <b>Information</b>        | [Type= discrete] [Format=numeric] [Range= 0-99] [Missing=*] |
| <b>Statistics [NW/ W]</b> | [Valid=1826 /-] [Invalid=0 /-]                              |

| Value | Label                                                        | Cases | Percentage |
|-------|--------------------------------------------------------------|-------|------------|
| 0     | Not applicable (both grandparents passed away)               | 379   | 20.8%      |
| 1     | Live together                                                | 78    | 4.3%       |
| 2     | Almost everyday                                              | 86    | 4.7%       |
| 3     | 1-2 times a week                                             | 139   | 7.6%       |
| 4     | 1-3 times a month                                            | 214   | 11.7%      |
| 5     | Once in 2-3 months                                           | 320   | 17.5%      |
| 6     | 1-2 times a year                                             | 603   | 33.0%      |
| 7     | Live together from time to time, last year the time we lived | 7     | 0.4%       |
| 99    | Missing                                                      | 0     |            |

*Warning: these figures indicate the number of cases found in the data file. They cannot be interpreted as summary statistics of the population of interest.*

**# fs215000: 15. How close are you with your grandparents (maternal)? (Does not matter whether they are alive or not as long as you had spent time together before)**

|                           |                                                            |
|---------------------------|------------------------------------------------------------|
| <b>Information</b>        | [Type= discrete] [Format=numeric] [Range= 0-9] [Missing=*] |
| <b>Statistics [NW/ W]</b> | [Valid=1826 /-] [Invalid=0 /-]                             |

| Value | Label                     | Cases | Percentage |
|-------|---------------------------|-------|------------|
| 0     | Never spent time together | 154   | 8.4%       |
| 1     | Very close                | 194   | 10.6%      |
| 2     | Close                     | 348   | 19.1%      |
| 3     | Somewhat close            | 706   | 38.7%      |
| 4     | Somewhat distant          | 317   | 17.4%      |
| 5     | Distant                   | 105   | 5.8%       |
| 9     | Missing                   | 2     | 0.1%       |

*Warning: these figures indicate the number of cases found in the data file. They cannot be interpreted as summary statistics of the population of interest.*

**# fs216001: 16. Which of the following relatives are you close to? (multiple selections possible)(1) Uncle (father's older brother) or his wife**

|                           |                                                            |
|---------------------------|------------------------------------------------------------|
| <b>Information</b>        | [Type= discrete] [Format=numeric] [Range= 1-9] [Missing=*] |
| <b>Statistics [NW/ W]</b> | [Valid=1826 /-] [Invalid=0 /-]                             |

**# fs216001: 16. Which of the following relatives are you close to? (multiple selections possible)(1) Uncle (father's older brother) or his wife**

| Value | Label      | Cases | Percentage                   |
|-------|------------|-------|------------------------------|
| 1     | Yes        | 352   | <div><div></div></div> 19.3% |
| 2     | No         | 1473  | <div><div></div></div> 80.7% |
| 7     | Don't know | 1     | 0.1%                         |
| 9     | Missing    | 0     |                              |

*Warning: these figures indicate the number of cases found in the data file. They cannot be interpreted as summary statistics of the population of interest.*

**# fs216002: 16. Which of the following relatives are you close to? (multiple selections possible)(2) Uncle (father's younger brother) or his wife**

|                           |                                                            |
|---------------------------|------------------------------------------------------------|
| <b>Information</b>        | [Type= discrete] [Format=numeric] [Range= 1-9] [Missing=*] |
| <b>Statistics [NW/ W]</b> | [Valid=1826 /-] [Invalid=0 /-]                             |

| Value | Label      | Cases | Percentage                   |
|-------|------------|-------|------------------------------|
| 1     | Yes        | 462   | <div><div></div></div> 25.3% |
| 2     | No         | 1363  | <div><div></div></div> 74.6% |
| 7     | Don't know | 1     | 0.1%                         |
| 9     | Missing    | 0     |                              |

*Warning: these figures indicate the number of cases found in the data file. They cannot be interpreted as summary statistics of the population of interest.*

**# fs216003: 16. Which of the following relatives are you close to? (multiple selections possible)(3) Auntie (father's sister) or her husband**

|                           |                                                            |
|---------------------------|------------------------------------------------------------|
| <b>Information</b>        | [Type= discrete] [Format=numeric] [Range= 1-9] [Missing=*] |
| <b>Statistics [NW/ W]</b> | [Valid=1826 /-] [Invalid=0 /-]                             |

| Value | Label      | Cases | Percentage                   |
|-------|------------|-------|------------------------------|
| 1     | Yes        | 603   | <div><div></div></div> 33.0% |
| 2     | No         | 1222  | <div><div></div></div> 66.9% |
| 7     | Don't know | 1     | 0.1%                         |
| 9     | Missing    | 0     |                              |

*Warning: these figures indicate the number of cases found in the data file. They cannot be interpreted as summary statistics of the population of interest.*

**# fs216004: 16. Which of the following relatives are you close to? (multiple selections possible)(4) Auntie (mother's sister) or her husband**

|                           |                                                            |
|---------------------------|------------------------------------------------------------|
| <b>Information</b>        | [Type= discrete] [Format=numeric] [Range= 1-9] [Missing=*] |
| <b>Statistics [NW/ W]</b> | [Valid=1826 /-] [Invalid=0 /-]                             |

| Value | Label      | Cases | Percentage                   |
|-------|------------|-------|------------------------------|
| 1     | Yes        | 795   | <div><div></div></div> 43.5% |
| 2     | No         | 1030  | <div><div></div></div> 56.4% |
| 7     | Don't know | 1     | 0.1%                         |
| 9     | Missing    | 0     |                              |

*Warning: these figures indicate the number of cases found in the data file. They cannot be interpreted as summary statistics of the population of interest.*

**# fs216005: 16. Which of the following relatives are you close to? (multiple selections possible)(5) Uncle (mother's brother) of his wife**

|                           |                                                            |
|---------------------------|------------------------------------------------------------|
| <b>Information</b>        | [Type= discrete] [Format=numeric] [Range= 1-9] [Missing=*] |
| <b>Statistics [NW/ W]</b> | [Valid=1826 /-] [Invalid=0 /-]                             |

| Value | Label | Cases | Percentage                   |
|-------|-------|-------|------------------------------|
| 1     | Yes   | 691   | <div><div></div></div> 37.8% |
| 2     | No    | 1134  | <div><div></div></div> 62.1% |

| # fs216005: 16. Which of the following relatives are you close to? (multiple selections possible)(5) Uncle (mother's brother) of his wife                   |                                                            |       |            |
|-------------------------------------------------------------------------------------------------------------------------------------------------------------|------------------------------------------------------------|-------|------------|
| Value                                                                                                                                                       | Label                                                      | Cases | Percentage |
| 7                                                                                                                                                           | Don't know                                                 | 1     | 0.1%       |
| 9                                                                                                                                                           | Missing                                                    | 0     |            |
| Warning: these figures indicate the number of cases found in the data file. They cannot be interpreted as summary statistics of the population of interest. |                                                            |       |            |
| # fs216006: 16. Which of the following relatives are you close to? (multiple selections possible)(6) Father's cousin (male) and his wife                    |                                                            |       |            |
| Information                                                                                                                                                 | [Type= discrete] [Format=numeric] [Range= 1-9] [Missing=*] |       |            |
| Statistics [NW/ W]                                                                                                                                          | [Valid=1826 /-] [Invalid=0 /-]                             |       |            |
| Value                                                                                                                                                       | Label                                                      | Cases | Percentage |
| 1                                                                                                                                                           | Yes                                                        | 94    | 5.1%       |
| 2                                                                                                                                                           | No                                                         | 1731  | 94.8%      |
| 7                                                                                                                                                           | Don't know                                                 | 1     | 0.1%       |
| 9                                                                                                                                                           | Missing                                                    | 0     |            |
| Warning: these figures indicate the number of cases found in the data file. They cannot be interpreted as summary statistics of the population of interest. |                                                            |       |            |
| # fs216007: 16. Which of the following relatives are you close to? (multiple selections possible)(7) Cousin of father's side (males)                        |                                                            |       |            |
| Information                                                                                                                                                 | [Type= discrete] [Format=numeric] [Range= 1-9] [Missing=*] |       |            |
| Statistics [NW/ W]                                                                                                                                          | [Valid=1826 /-] [Invalid=0 /-]                             |       |            |
| Value                                                                                                                                                       | Label                                                      | Cases | Percentage |
| 1                                                                                                                                                           | Yes                                                        | 552   | 30.2%      |
| 2                                                                                                                                                           | No                                                         | 1273  | 69.7%      |
| 7                                                                                                                                                           | Don't know                                                 | 1     | 0.1%       |
| 9                                                                                                                                                           | Missing                                                    | 0     |            |
| Warning: these figures indicate the number of cases found in the data file. They cannot be interpreted as summary statistics of the population of interest. |                                                            |       |            |
| # fs216008: 16. Which of the following relatives are you close to? (multiple selections possible)(8) Cousin of father's side (females)                      |                                                            |       |            |
| Information                                                                                                                                                 | [Type= discrete] [Format=numeric] [Range= 1-9] [Missing=*] |       |            |
| Statistics [NW/ W]                                                                                                                                          | [Valid=1826 /-] [Invalid=0 /-]                             |       |            |
| Value                                                                                                                                                       | Label                                                      | Cases | Percentage |
| 1                                                                                                                                                           | Yes                                                        | 504   | 27.6%      |
| 2                                                                                                                                                           | No                                                         | 1321  | 72.3%      |
| 7                                                                                                                                                           | Don't know                                                 | 1     | 0.1%       |
| 9                                                                                                                                                           | Missing                                                    | 0     |            |
| Warning: these figures indicate the number of cases found in the data file. They cannot be interpreted as summary statistics of the population of interest. |                                                            |       |            |
| # fs216009: 16. Which of the following relatives are you close to? (multiple selections possible)(9) Cousin of mother's side (males)                        |                                                            |       |            |
| Information                                                                                                                                                 | [Type= discrete] [Format=numeric] [Range= 1-9] [Missing=*] |       |            |
| Statistics [NW/ W]                                                                                                                                          | [Valid=1826 /-] [Invalid=0 /-]                             |       |            |
| Value                                                                                                                                                       | Label                                                      | Cases | Percentage |
| 1                                                                                                                                                           | Yes                                                        | 800   | 43.8%      |
| 2                                                                                                                                                           | No                                                         | 1025  | 56.1%      |
| 7                                                                                                                                                           | Don't know                                                 | 1     | 0.1%       |
| 9                                                                                                                                                           | Missing                                                    | 0     |            |

**# fs216009: 16. Which of the following relatives are you close to? (multiple selections possible)(9) Cousin of mother's side (males)**

*Warning: these figures indicate the number of cases found in the data file. They cannot be interpreted as summary statistics of the population of interest.*

**# fs216010: 16. Which of the following relatives are you close to? (multiple selections possible)(10) Cousin of mother's side (females)**

**Information** [Type= discrete] [Format=numeric] [Range= 1-9] [Missing=\*]

**Statistics [NW/ W]** [Valid=1826 /-] [Invalid=0 /-]

| Value | Label      | Cases | Percentage |
|-------|------------|-------|------------|
| 1     | Yes        | 802   | 43.9%      |
| 2     | No         | 1023  | 56.0%      |
| 7     | Don't know | 1     | 0.1%       |
| 9     | Missing    | 0     |            |

*Warning: these figures indicate the number of cases found in the data file. They cannot be interpreted as summary statistics of the population of interest.*

**# fs216011: 16. Which of the following relatives are you close to? (multiple selections possible)(11) Other relative**

**Information** [Type= discrete] [Format=numeric] [Range= 1-9] [Missing=\*]

**Statistics [NW/ W]** [Valid=1826 /-] [Invalid=0 /-]

| Value | Label      | Cases | Percentage |
|-------|------------|-------|------------|
| 1     | Yes        | 10    | 0.5%       |
| 2     | No         | 1815  | 99.4%      |
| 7     | Don't know | 1     | 0.1%       |
| 9     | Missing    | 0     |            |

*Warning: these figures indicate the number of cases found in the data file. They cannot be interpreted as summary statistics of the population of interest.*

**# fs217000: 17. Since you graduated from junior high school, have your relatives ever helped you with your tuition fee or living expense?**

**Information** [Type= discrete] [Format=numeric] [Range= 1-9] [Missing=\*]

**Statistics [NW/ W]** [Valid=1826 /-] [Invalid=0 /-]

| Value | Label              | Cases | Percentage |
|-------|--------------------|-------|------------|
| 1     | Very satisfied     | 137   | 7.5%       |
| 2     | Somewhat satisfied | 1477  | 80.9%      |
| 3     | Somewhat unhappy   | 0     |            |
| 4     | Very unhappy       | 0     |            |
| 7     | Don't know         | 212   | 11.6%      |
| 9     | Missing            | 0     |            |

*Warning: these figures indicate the number of cases found in the data file. They cannot be interpreted as summary statistics of the population of interest.*

**# fs218000: 18. Do you think your parents are satisfied with their marriage?**

**Information** [Type= discrete] [Format=numeric] [Range= 1-9] [Missing=\*]

**Statistics [NW/ W]** [Valid=1826 /-] [Invalid=0 /-]

| Value | Label              | Cases | Percentage |
|-------|--------------------|-------|------------|
| 1     | Very satisfied     | 545   | 29.8%      |
| 2     | Somewhat satisfied | 903   | 49.5%      |
| 3     | Somewhat unhappy   | 247   | 13.5%      |
| 4     | Very unhappy       | 123   | 6.7%       |
| 7     | Don't know         | 4     | 0.2%       |
| 9     | Missing            | 4     | 0.2%       |

*Warning: these figures indicate the number of cases found in the data file. They cannot be interpreted as summary statistics of the population of interest.*

| # fs219f00: 19. Do you currently live with your biological parents?Father                                                                                   |            |                                                             |                              |
|-------------------------------------------------------------------------------------------------------------------------------------------------------------|------------|-------------------------------------------------------------|------------------------------|
| Information                                                                                                                                                 |            | [Type= discrete] [Format=numeric] [Range= 1-9] [Missing=*]  |                              |
| Statistics [NW/ W]                                                                                                                                          |            | [Valid=1826 /-] [Invalid=0 /-]                              |                              |
| Value                                                                                                                                                       | Label      | Cases                                                       | Percentage                   |
| 1                                                                                                                                                           | Yes        | 1554                                                        | <div><div></div></div> 85.1% |
| 2                                                                                                                                                           | No         | 196                                                         | <div><div></div></div> 10.7% |
| 3                                                                                                                                                           | Deceased   | 76                                                          | <div><div></div></div> 4.2%  |
| 9                                                                                                                                                           | Missing    | 0                                                           |                              |
| Warning: these figures indicate the number of cases found in the data file. They cannot be interpreted as summary statistics of the population of interest. |            |                                                             |                              |
| # fs219f01: 19.Deceased, when I was ____ years old (answer part a)                                                                                          |            |                                                             |                              |
| Information                                                                                                                                                 |            | [Type= discrete] [Format=numeric] [Range= 0-99] [Missing=*] |                              |
| Statistics [NW/ W]                                                                                                                                          |            | [Valid=1826 /-] [Invalid=0 /-]                              |                              |
| Value                                                                                                                                                       | Label      | Cases                                                       | Percentage                   |
| 0                                                                                                                                                           | Skip       | 1750                                                        | <div><div></div></div> 95.8% |
| 1                                                                                                                                                           |            | 4                                                           | 0.2%                         |
| 2                                                                                                                                                           |            | 2                                                           | 0.1%                         |
| 3                                                                                                                                                           |            | 5                                                           | 0.3%                         |
| 4                                                                                                                                                           |            | 1                                                           | 0.1%                         |
| 5                                                                                                                                                           |            | 4                                                           | 0.2%                         |
| 6                                                                                                                                                           |            | 1                                                           | 0.1%                         |
| 7                                                                                                                                                           |            | 3                                                           | 0.2%                         |
| 8                                                                                                                                                           |            | 1                                                           | 0.1%                         |
| 9                                                                                                                                                           |            | 2                                                           | 0.1%                         |
| 10                                                                                                                                                          |            | 6                                                           | 0.3%                         |
| 11                                                                                                                                                          |            | 6                                                           | 0.3%                         |
| 12                                                                                                                                                          |            | 3                                                           | 0.2%                         |
| 13                                                                                                                                                          |            | 4                                                           | 0.2%                         |
| 14                                                                                                                                                          |            | 2                                                           | 0.1%                         |
| 15                                                                                                                                                          |            | 6                                                           | 0.3%                         |
| 16                                                                                                                                                          |            | 6                                                           | 0.3%                         |
| 17                                                                                                                                                          |            | 11                                                          | 0.6%                         |
| 18                                                                                                                                                          |            | 3                                                           | 0.2%                         |
| 97                                                                                                                                                          | Don't know | 5                                                           | 0.3%                         |
| 99                                                                                                                                                          | Missing    | 1                                                           | 0.1%                         |
| Warning: these figures indicate the number of cases found in the data file. They cannot be interpreted as summary statistics of the population of interest. |            |                                                             |                              |
| # fs219fa1: 19.Did your mother remarry?                                                                                                                     |            |                                                             |                              |
| Information                                                                                                                                                 |            | [Type= discrete] [Format=numeric] [Range= 0-9] [Missing=*]  |                              |
| Statistics [NW/ W]                                                                                                                                          |            | [Valid=1826 /-] [Invalid=0 /-]                              |                              |
| Value                                                                                                                                                       | Label      | Cases                                                       | Percentage                   |
| 0                                                                                                                                                           | Skip       | 1750                                                        | <div><div></div></div> 95.8% |
| 1                                                                                                                                                           | Yes        | 3                                                           | 0.2%                         |
| 2                                                                                                                                                           | No         | 67                                                          | <div><div></div></div> 3.7%  |
| 7                                                                                                                                                           | Don't know | 5                                                           | 0.3%                         |
| 9                                                                                                                                                           | Missing    | 1                                                           | 0.1%                         |
| Warning: these figures indicate the number of cases found in the data file. They cannot be interpreted as summary statistics of the population of interest. |            |                                                             |                              |

| # fs219fa2: 19.Did your mother remarry?(1) Yes, when I was ____ years old                                                                                   |                                                             |       |                              |
|-------------------------------------------------------------------------------------------------------------------------------------------------------------|-------------------------------------------------------------|-------|------------------------------|
| Information                                                                                                                                                 | [Type= discrete] [Format=numeric] [Range= 0-99] [Missing=*] |       |                              |
| Statistics [NW/ W]                                                                                                                                          | [Valid=1826 /-] [Invalid=0 /-]                              |       |                              |
| Value                                                                                                                                                       | Label                                                       | Cases | Percentage                   |
| 0                                                                                                                                                           | Skip                                                        | 1822  | <div><div></div></div> 99.8% |
| 7                                                                                                                                                           |                                                             | 1     | 0.1%                         |
| 8                                                                                                                                                           |                                                             | 1     | 0.1%                         |
| 97                                                                                                                                                          | Don't know                                                  | 1     | 0.1%                         |
| 99                                                                                                                                                          | Missing                                                     | 1     | 0.1%                         |
| Warning: these figures indicate the number of cases found in the data file. They cannot be interpreted as summary statistics of the population of interest. |                                                             |       |                              |
| # fs219m00: 19. Do you currently live with your biological parents?Mother                                                                                   |                                                             |       |                              |
| Information                                                                                                                                                 | [Type= discrete] [Format=numeric] [Range= 1-9] [Missing=*]  |       |                              |
| Statistics [NW/ W]                                                                                                                                          | [Valid=1826 /-] [Invalid=0 /-]                              |       |                              |
| Value                                                                                                                                                       | Label                                                       | Cases | Percentage                   |
| 1                                                                                                                                                           | Yes                                                         | 1652  | <div><div></div></div> 90.5% |
| 2                                                                                                                                                           | No                                                          | 150   | <div><div></div></div> 8.2%  |
| 3                                                                                                                                                           | Deceased                                                    | 24    | <div><div></div></div> 1.3%  |
| 9                                                                                                                                                           | Missing                                                     | 0     |                              |
| Warning: these figures indicate the number of cases found in the data file. They cannot be interpreted as summary statistics of the population of interest. |                                                             |       |                              |
| # fs219m01: 19.Deceased, when I was ____ years old (answer part b)                                                                                          |                                                             |       |                              |
| Information                                                                                                                                                 | [Type= discrete] [Format=numeric] [Range= 0-99] [Missing=*] |       |                              |
| Statistics [NW/ W]                                                                                                                                          | [Valid=1826 /-] [Invalid=0 /-]                              |       |                              |
| Value                                                                                                                                                       | Label                                                       | Cases | Percentage                   |
| 0                                                                                                                                                           | Skip                                                        | 1802  | <div><div></div></div> 98.7% |
| 3                                                                                                                                                           |                                                             | 2     | 0.1%                         |
| 5                                                                                                                                                           |                                                             | 3     | 0.2%                         |
| 7                                                                                                                                                           |                                                             | 2     | 0.1%                         |
| 8                                                                                                                                                           |                                                             | 1     | 0.1%                         |
| 10                                                                                                                                                          |                                                             | 1     | 0.1%                         |
| 12                                                                                                                                                          |                                                             | 2     | 0.1%                         |
| 13                                                                                                                                                          |                                                             | 2     | 0.1%                         |
| 15                                                                                                                                                          |                                                             | 1     | 0.1%                         |
| 16                                                                                                                                                          |                                                             | 3     | 0.2%                         |
| 17                                                                                                                                                          |                                                             | 2     | 0.1%                         |
| 97                                                                                                                                                          | Don't know                                                  | 2     | 0.1%                         |
| 99                                                                                                                                                          | Missing                                                     | 3     | 0.2%                         |
| Warning: these figures indicate the number of cases found in the data file. They cannot be interpreted as summary statistics of the population of interest. |                                                             |       |                              |
| # fs219mb1: 19.Did your father remarry?                                                                                                                     |                                                             |       |                              |
| Information                                                                                                                                                 | [Type= discrete] [Format=numeric] [Range= 0-9] [Missing=*]  |       |                              |
| Statistics [NW/ W]                                                                                                                                          | [Valid=1826 /-] [Invalid=0 /-]                              |       |                              |
| Value                                                                                                                                                       | Label                                                       | Cases | Percentage                   |
| 0                                                                                                                                                           | Skip                                                        | 1800  | <div><div></div></div> 98.6% |
| 1                                                                                                                                                           | Yes                                                         | 8     | 0.4%                         |
| 2                                                                                                                                                           | No                                                          | 16    | 0.9%                         |



| # fs219mb1: 19.Did your father remarry?                                                                                                                     |                                                             |       |            |
|-------------------------------------------------------------------------------------------------------------------------------------------------------------|-------------------------------------------------------------|-------|------------|
| Value                                                                                                                                                       | Label                                                       | Cases | Percentage |
| 7                                                                                                                                                           | Don't know                                                  | 0     |            |
| 9                                                                                                                                                           | Missing                                                     | 2     | 0.1%       |
| Warning: these figures indicate the number of cases found in the data file. They cannot be interpreted as summary statistics of the population of interest. |                                                             |       |            |
| # fs219mb2: 19.Did your father remarry? (1) Yes, when I was ____ years old                                                                                  |                                                             |       |            |
| Information                                                                                                                                                 | [Type= discrete] [Format=numeric] [Range= 0-99] [Missing=*] |       |            |
| Statistics [NW/ W]                                                                                                                                          | [Valid=1826 /-] [Invalid=0 /-]                              |       |            |
| Value                                                                                                                                                       | Label                                                       | Cases | Percentage |
| 0                                                                                                                                                           | Skip                                                        | 1817  | 99.5%      |
| 8                                                                                                                                                           |                                                             | 1     | 0.1%       |
| 13                                                                                                                                                          |                                                             | 1     | 0.1%       |
| 14                                                                                                                                                          |                                                             | 2     | 0.1%       |
| 16                                                                                                                                                          |                                                             | 1     | 0.1%       |
| 18                                                                                                                                                          |                                                             | 1     | 0.1%       |
| 97                                                                                                                                                          | Don't know                                                  | 2     | 0.1%       |
| 99                                                                                                                                                          | Missing                                                     | 1     | 0.1%       |
| Warning: these figures indicate the number of cases found in the data file. They cannot be interpreted as summary statistics of the population of interest. |                                                             |       |            |
| # fs220000: 20. Are your biological parents divorced? (select one)                                                                                          |                                                             |       |            |
| Information                                                                                                                                                 | [Type= discrete] [Format=numeric] [Range= 0-9] [Missing=*]  |       |            |
| Statistics [NW/ W]                                                                                                                                          | [Valid=1826 /-] [Invalid=0 /-]                              |       |            |
| Value                                                                                                                                                       | Label                                                       | Cases | Percentage |
| 0                                                                                                                                                           | Skip                                                        | 0     |            |
| 1                                                                                                                                                           | Yes                                                         | 169   | 9.3%       |
| 2                                                                                                                                                           | No                                                          | 1630  | 89.3%      |
| 7                                                                                                                                                           | Don't know                                                  | 27    | 1.5%       |
| 9                                                                                                                                                           | Missing                                                     | 0     |            |
| Warning: these figures indicate the number of cases found in the data file. They cannot be interpreted as summary statistics of the population of interest. |                                                             |       |            |
| # fs220001: 20. Are your biological parents divorced? (select one)(1) Yes, when I was ____ years old (answer part a and b)                                  |                                                             |       |            |
| Information                                                                                                                                                 | [Type= discrete] [Format=numeric] [Range= 0-99] [Missing=*] |       |            |
| Statistics [NW/ W]                                                                                                                                          | [Valid=1826 /-] [Invalid=0 /-]                              |       |            |
| Value                                                                                                                                                       | Label                                                       | Cases | Percentage |
| 0                                                                                                                                                           | Skip                                                        | 1657  | 90.7%      |
| 1                                                                                                                                                           |                                                             | 12    | 0.7%       |
| 2                                                                                                                                                           |                                                             | 6     | 0.3%       |
| 3                                                                                                                                                           |                                                             | 5     | 0.3%       |
| 4                                                                                                                                                           |                                                             | 9     | 0.5%       |
| 5                                                                                                                                                           |                                                             | 8     | 0.4%       |
| 6                                                                                                                                                           |                                                             | 9     | 0.5%       |
| 7                                                                                                                                                           |                                                             | 5     | 0.3%       |
| 8                                                                                                                                                           |                                                             | 11    | 0.6%       |
| 9                                                                                                                                                           |                                                             | 4     | 0.2%       |
| 10                                                                                                                                                          |                                                             | 10    | 0.5%       |
| 11                                                                                                                                                          |                                                             | 6     | 0.3%       |

**# fs220001: 20. Are your biological parents divorced? (select one)(1) Yes, when I was \_\_\_\_ years old (answer part a and b)**

| Value | Label      | Cases | Percentage |
|-------|------------|-------|------------|
| 12    |            | 8     | 0.4%       |
| 13    |            | 7     | 0.4%       |
| 14    |            | 5     | 0.3%       |
| 15    |            | 12    | 0.7%       |
| 16    |            | 19    | 1.0%       |
| 17    |            | 8     | 0.4%       |
| 18    |            | 6     | 0.3%       |
| 19    |            | 1     | 0.1%       |
| 20    |            | 1     | 0.1%       |
| 97    | Don't know | 16    | 0.9%       |
| 99    | Missing    | 1     | 0.1%       |

*Warning: these figures indicate the number of cases found in the data file. They cannot be interpreted as summary statistics of the population of interest.*

**# fs220fa1: 20.Did your father remarry?**

|                           |                                                            |
|---------------------------|------------------------------------------------------------|
| <b>Information</b>        | [Type= discrete] [Format=numeric] [Range= 0-9] [Missing=*] |
| <b>Statistics [NW/ W]</b> | [Valid=1826 /-] [Invalid=0 /-]                             |

| Value | Label      | Cases | Percentage |
|-------|------------|-------|------------|
| 0     | Skip       | 1657  | 90.7%      |
| 1     | Yes        | 44    | 2.4%       |
| 2     | No         | 101   | 5.5%       |
| 7     | Don't know | 23    | 1.3%       |
| 9     | Missing    | 1     | 0.1%       |

*Warning: these figures indicate the number of cases found in the data file. They cannot be interpreted as summary statistics of the population of interest.*

**# fs220fa2: 20.Did your father remarry? (1) Yes, when I was \_\_\_\_ years old**

|                           |                                                             |
|---------------------------|-------------------------------------------------------------|
| <b>Information</b>        | [Type= discrete] [Format=numeric] [Range= 0-99] [Missing=*] |
| <b>Statistics [NW/ W]</b> | [Valid=1826 /-] [Invalid=0 /-]                              |







| Value | Label      | Cases | Percentage |
|-------|------------|-------|------------|
| 0     | Skip       | 1781  | 97.5%      |
| 6     |            | 1     | 0.1%       |
| 7     |            | 2     | 0.1%       |
| 8     |            | 3     | 0.2%       |
| 9     |            | 1     | 0.1%       |
| 10    |            | 2     | 0.1%       |
| 11    |            | 3     | 0.2%       |
| 12    |            | 2     | 0.1%       |
| 13    |            | 2     | 0.1%       |
| 14    |            | 4     | 0.2%       |
| 15    |            | 4     | 0.2%       |
| 16    |            | 4     | 0.2%       |
| 17    |            | 3     | 0.2%       |
| 18    |            | 1     | 0.1%       |
| 97    | Don't know | 10    | 0.5%       |
| 99    | Missing    | 3     | 0.2%       |

*Warning: these figures indicate the number of cases found in the data file. They cannot be interpreted as summary statistics of the population of interest.*

| # fs220mb1: 20.Did your mother remarry?                                                                                                                                                               |                                                             |       |                              |
|-------------------------------------------------------------------------------------------------------------------------------------------------------------------------------------------------------|-------------------------------------------------------------|-------|------------------------------|
| Information                                                                                                                                                                                           | [Type= discrete] [Format=numeric] [Range= 0-9] [Missing=*]  |       |                              |
| Statistics [NW/ W]                                                                                                                                                                                    | [Valid=1826 /-] [Invalid=0 /-]                              |       |                              |
| Value                                                                                                                                                                                                 | Label                                                       | Cases | Percentage                   |
| 0                                                                                                                                                                                                     | Skip                                                        | 1657  | <div><div></div></div> 90.7% |
| 1                                                                                                                                                                                                     | Yes                                                         | 29    | <div><div></div></div> 1.6%  |
| 2                                                                                                                                                                                                     | No                                                          | 116   | <div><div></div></div> 6.4%  |
| 7                                                                                                                                                                                                     | Don't know                                                  | 22    | <div><div></div></div> 1.2%  |
| 9                                                                                                                                                                                                     | Missing                                                     | 2     | <div><div></div></div> 0.1%  |
| Warning: these figures indicate the number of cases found in the data file. They cannot be interpreted as summary statistics of the population of interest.                                           |                                                             |       |                              |
| # fs220mb2: 20.Did your mother remarry? (1) Yes, when I was ____ years old                                                                                                                            |                                                             |       |                              |
| Information                                                                                                                                                                                           | [Type= discrete] [Format=numeric] [Range= 0-99] [Missing=*] |       |                              |
| Statistics [NW/ W]                                                                                                                                                                                    | [Valid=1826 /-] [Invalid=0 /-]                              |       |                              |
| Value                                                                                                                                                                                                 | Label                                                       | Cases | Percentage                   |
| 0                                                                                                                                                                                                     | Skip                                                        | 1795  | <div><div></div></div> 98.3% |
| 1                                                                                                                                                                                                     |                                                             | 1     | <div><div></div></div> 0.1%  |
| 3                                                                                                                                                                                                     |                                                             | 1     | <div><div></div></div> 0.1%  |
| 5                                                                                                                                                                                                     |                                                             | 1     | <div><div></div></div> 0.1%  |
| 6                                                                                                                                                                                                     |                                                             | 1     | <div><div></div></div> 0.1%  |
| 8                                                                                                                                                                                                     |                                                             | 2     | <div><div></div></div> 0.1%  |
| 10                                                                                                                                                                                                    |                                                             | 2     | <div><div></div></div> 0.1%  |
| 11                                                                                                                                                                                                    |                                                             | 2     | <div><div></div></div> 0.1%  |
| 12                                                                                                                                                                                                    |                                                             | 1     | <div><div></div></div> 0.1%  |
| 13                                                                                                                                                                                                    |                                                             | 3     | <div><div></div></div> 0.2%  |
| 14                                                                                                                                                                                                    |                                                             | 1     | <div><div></div></div> 0.1%  |
| 15                                                                                                                                                                                                    |                                                             | 2     | <div><div></div></div> 0.1%  |
| 16                                                                                                                                                                                                    |                                                             | 2     | <div><div></div></div> 0.1%  |
| 17                                                                                                                                                                                                    |                                                             | 2     | <div><div></div></div> 0.1%  |
| 18                                                                                                                                                                                                    |                                                             | 1     | <div><div></div></div> 0.1%  |
| 97                                                                                                                                                                                                    | Don't know                                                  | 7     | <div><div></div></div> 0.4%  |
| 99                                                                                                                                                                                                    | Missing                                                     | 2     | <div><div></div></div> 0.1%  |
| Warning: these figures indicate the number of cases found in the data file. They cannot be interpreted as summary statistics of the population of interest.                                           |                                                             |       |                              |
| # fs221m01: 21. What did your parents do when they spend time with each other in the past year? (choose not applicable if your parent passed away) You....(1) Asking for opinion on important matters |                                                             |       |                              |
| Information                                                                                                                                                                                           | [Type= discrete] [Format=numeric] [Range= 0-9] [Missing=*]  |       |                              |
| Statistics [NW/ W]                                                                                                                                                                                    | [Valid=1826 /-] [Invalid=0 /-]                              |       |                              |
| Value                                                                                                                                                                                                 | Label                                                       | Cases | Percentage                   |
| 0                                                                                                                                                                                                     | Not applicable                                              | 35    | <div><div></div></div> 1.9%  |
| 1                                                                                                                                                                                                     | Almost always                                               | 245   | <div><div></div></div> 13.4% |
| 2                                                                                                                                                                                                     | Often                                                       | 463   | <div><div></div></div> 25.4% |
| 3                                                                                                                                                                                                     | Half and half                                               | 588   | <div><div></div></div> 32.2% |
| 4                                                                                                                                                                                                     | Rarely                                                      | 292   | <div><div></div></div> 16.0% |
| 5                                                                                                                                                                                                     | Almost never                                                | 202   | <div><div></div></div> 11.1% |
| 9                                                                                                                                                                                                     | Missing                                                     | 1     | <div><div></div></div> 0.1%  |
| Warning: these figures indicate the number of cases found in the data file. They cannot be interpreted as summary statistics of the population of interest.                                           |                                                             |       |                              |

**# fs221m02: 21. What did your parents do when they spend time with each other in the past year? (choose not applicable if your parent passed away) You....(2) Listening carefully to his/her opinion and ideas**







|                           |                                                            |
|---------------------------|------------------------------------------------------------|
| <b>Information</b>        | [Type= discrete] [Format=numeric] [Range= 0-9] [Missing=*] |
| <b>Statistics [NW/ W]</b> | [Valid=1826 /-] [Invalid=0 /-]                             |

| Value | Label          | Cases | Percentage                                                                                |
|-------|----------------|-------|-------------------------------------------------------------------------------------------|
| 0     | Not applicable | 35    |  1.9%  |
| 1     | Almost always  | 214   |  11.7% |
| 2     | Often          | 497   |  27.2% |
| 3     | Half and half  | 705   |  38.6% |
| 4     | Rarely         | 222   |  12.2% |
| 5     | Almost never   | 151   |  8.3%  |
| 9     | Missing        | 2     | 0.1%                                                                                      |

*Warning: these figures indicate the number of cases found in the data file. They cannot be interpreted as summary statistics of the population of interest.*

**# fs221m03: 21. What did your parents do when they spend time with each other in the past year? (choose not applicable if your parent passed away) You....(3) Caring about him/her**







|                           |                                                            |
|---------------------------|------------------------------------------------------------|
| <b>Information</b>        | [Type= discrete] [Format=numeric] [Range= 0-9] [Missing=*] |
| <b>Statistics [NW/ W]</b> | [Valid=1826 /-] [Invalid=0 /-]                             |

| Value | Label          | Cases | Percentage                                                                                  |
|-------|----------------|-------|---------------------------------------------------------------------------------------------|
| 0     | Not applicable | 35    |  1.9%    |
| 1     | Almost always  | 291   |  15.9%   |
| 2     | Often          | 614   |  33.6%   |
| 3     | Half and half  | 627   |  34.3% |
| 4     | Rarely         | 168   |  9.2%  |
| 5     | Almost never   | 90    |  4.9%  |
| 9     | Missing        | 1     | 0.1%                                                                                        |

*Warning: these figures indicate the number of cases found in the data file. They cannot be interpreted as summary statistics of the population of interest.*

**# fs221m04: 21. What did your parents do when they spend time with each other in the past year? (choose not applicable if your parent passed away) You....(4) Having bad attitude towards him/her**

|                           |                                                            |
|---------------------------|------------------------------------------------------------|
| <b>Information</b>        | [Type= discrete] [Format=numeric] [Range= 0-9] [Missing=*] |
| <b>Statistics [NW/ W]</b> | [Valid=1826 /-] [Invalid=0 /-]                             |

| Value | Label          | Cases | Percentage                                                                                  |
|-------|----------------|-------|---------------------------------------------------------------------------------------------|
| 0     | Not applicable | 35    |  1.9%  |
| 1     | Almost always  | 34    |  1.9%  |
| 2     | Often          | 130   |  7.1%  |
| 3     | Half and half  | 635   |  34.8% |
| 4     | Rarely         | 602   |  33.0% |
| 5     | Almost never   | 389   |  21.3% |
| 9     | Missing        | 1     | 0.1%                                                                                        |

*Warning: these figures indicate the number of cases found in the data file. They cannot be interpreted as summary statistics of the population of interest.*

**# fs221m05: 21. What did your parents do when they spend time with each other in the past year? (choose not applicable if your parent passed away) You....(5) Yelling/shouting angrily at him/her**

|                           |                                                            |
|---------------------------|------------------------------------------------------------|
| <b>Information</b>        | [Type= discrete] [Format=numeric] [Range= 0-9] [Missing=*] |
| <b>Statistics [NW/ W]</b> | [Valid=1826 /-] [Invalid=0 /-]                             |

| Value | Label          | Cases | Percentage                                                                                 |
|-------|----------------|-------|--------------------------------------------------------------------------------------------|
| 0     | Not applicable | 35    |  1.9% |

# fs221m05: 21. What did your parents do when they spend time with each other in the past year? (choose not applicable if your parent passed away) You....(5) Yelling/shouting angrily at him/her

| Value | Label         | Cases | Percentage |
|-------|---------------|-------|------------|
| 1     | Almost always | 31    | 1.7%       |
| 2     | Often         | 124   | 6.8%       |
| 3     | Half and half | 547   | 30.0%      |
| 4     | Rarely        | 576   | 31.5%      |
| 5     | Almost never  | 512   | 28.0%      |
| 9     | Missing       | 1     | 0.1%       |

Warning: these figures indicate the number of cases found in the data file. They cannot be interpreted as summary statistics of the population of interest.

# fs221m06: 21. What did your parents do when they spend time with each other in the past year? (choose not applicable if your parent passed away) You....(6) Arguing with him/her when failing to reach a consensus

|                    |                                                            |
|--------------------|------------------------------------------------------------|
| Information        | [Type= discrete] [Format=numeric] [Range= 0-9] [Missing=*] |
| Statistics [NW/ W] | [Valid=1826 /-] [Invalid=0 /-]                             |

| Value | Label          | Cases | Percentage |
|-------|----------------|-------|------------|
| 0     | Not applicable | 35    | 1.9%       |
| 1     | Almost always  | 52    | 2.8%       |
| 2     | Often          | 220   | 12.0%      |
| 3     | Half and half  | 622   | 34.1%      |
| 4     | Rarely         | 508   | 27.8%      |
| 5     | Almost never   | 388   | 21.2%      |
| 9     | Missing        | 1     | 0.1%       |

Warning: these figures indicate the number of cases found in the data file. They cannot be interpreted as summary statistics of the population of interest.

# fs221m07: 21. What did your parents do when they spend time with each other in the past year? (choose not applicable if your parent passed away) You....(7) Showing him/her thoughtful and sweet behaviors

|                    |                                                            |
|--------------------|------------------------------------------------------------|
| Information        | [Type= discrete] [Format=numeric] [Range= 0-9] [Missing=*] |
| Statistics [NW/ W] | [Valid=1826 /-] [Invalid=0 /-]                             |

| Value | Label          | Cases | Percentage |
|-------|----------------|-------|------------|
| 0     | Not applicable | 35    | 1.9%       |
| 1     | Almost always  | 94    | 5.1%       |
| 2     | Often          | 240   | 13.1%      |
| 3     | Half and half  | 785   | 43.0%      |
| 4     | Rarely         | 459   | 25.1%      |
| 5     | Almost never   | 213   | 11.7%      |
| 9     | Missing        | 0     |            |



Warning: these figures indicate the number of cases found in the data file. They cannot be interpreted as summary statistics of the population of interest.

# fs221m08: 21. What did your parents do when they spend time with each other in the past year? (choose not applicable if your parent passed away) You....(8) Imitating him/her as her/his role model

|                    |                                                            |
|--------------------|------------------------------------------------------------|
| Information        | [Type= discrete] [Format=numeric] [Range= 0-9] [Missing=*] |
| Statistics [NW/ W] | [Valid=1826 /-] [Invalid=0 /-]                             |

| Value | Label          | Cases | Percentage |
|-------|----------------|-------|------------|
| 0     | Not applicable | 35    | 1.9%       |
| 1     | Almost always  | 130   | 7.1%       |
| 2     | Often          | 237   | 13.0%      |
| 3     | Half and half  | 709   | 38.8%      |







**# fs221m08: 21. What did your parents do when they spend time with each other in the past year? (choose not applicable if your parent passed away) You....(8) Imitating him/her as her/his role model**

| Value | Label        | Cases | Percentage                                                                                |
|-------|--------------|-------|-------------------------------------------------------------------------------------------|
| 4     | Rarely       | 423   |  23.2% |
| 5     | Almost never | 291   |  15.9% |
| 9     | Missing      | 1     | 0.1%                                                                                      |

*Warning: these figures indicate the number of cases found in the data file. They cannot be interpreted as summary statistics of the population of interest.*

**# fs221f01: 21. What did your parents do when they spend time with each other in the past year? (choose not applicable if your parent passed away) You....(1) Asking for opinion on important matters**







|                           |                                                            |
|---------------------------|------------------------------------------------------------|
| <b>Information</b>        | [Type= discrete] [Format=numeric] [Range= 0-9] [Missing=*] |
| <b>Statistics [NW/ W]</b> | [Valid=1826 /-] [Invalid=0 /-]                             |

| Value | Label          | Cases | Percentage                                                                                |
|-------|----------------|-------|-------------------------------------------------------------------------------------------|
| 0     | Not applicable | 85    |  4.7%  |
| 1     | Almost always  | 153   |  8.4%  |
| 2     | Often          | 297   |  16.3% |
| 3     | Half and half  | 558   |  30.6% |
| 4     | Rarely         | 377   |  20.6% |
| 5     | Almost never   | 355   |  19.4% |
| 9     | Missing        | 1     | 0.1%                                                                                      |

*Warning: these figures indicate the number of cases found in the data file. They cannot be interpreted as summary statistics of the population of interest.*

**# fs221f02: 21. What did your parents do when they spend time with each other in the past year? (choose not applicable if your parent passed away) You....(2) Listening carefully to his/her opinion and ideas**







|                           |                                                            |
|---------------------------|------------------------------------------------------------|
| <b>Information</b>        | [Type= discrete] [Format=numeric] [Range= 0-9] [Missing=*] |
| <b>Statistics [NW/ W]</b> | [Valid=1826 /-] [Invalid=0 /-]                             |

| Value | Label          | Cases | Percentage                                                                                  |
|-------|----------------|-------|---------------------------------------------------------------------------------------------|
| 0     | Not applicable | 85    |  4.7%  |
| 1     | Almost always  | 152   |  8.3%  |
| 2     | Often          | 382   |  20.9% |
| 3     | Half and half  | 645   |  35.3% |
| 4     | Rarely         | 300   |  16.4% |
| 5     | Almost never   | 261   |  14.3% |
| 9     | Missing        | 1     | 0.1%                                                                                        |

*Warning: these figures indicate the number of cases found in the data file. They cannot be interpreted as summary statistics of the population of interest.*

**# fs221f03: 21. What did your parents do when they spend time with each other in the past year? (choose not applicable if your parent passed away) You....(3) Caring about him/her**

|                           |                                                            |
|---------------------------|------------------------------------------------------------|
| <b>Information</b>        | [Type= discrete] [Format=numeric] [Range= 0-9] [Missing=*] |
| <b>Statistics [NW/ W]</b> | [Valid=1826 /-] [Invalid=0 /-]                             |

| Value | Label          | Cases | Percentage                                                                                  |
|-------|----------------|-------|---------------------------------------------------------------------------------------------|
| 0     | Not applicable | 85    |  4.7%  |
| 1     | Almost always  | 216   |  11.8% |
| 2     | Often          | 460   |  25.2% |
| 3     | Half and half  | 625   |  34.2% |
| 4     | Rarely         | 263   |  14.4% |
| 5     | Almost never   | 177   |  9.7%  |
| 9     | Missing        | 0     |                                                                                             |

*Warning: these figures indicate the number of cases found in the data file. They cannot be interpreted as summary statistics of the population of interest.*

**# fs221f04: 21. What did your parents do when they spend time with each other in the past year? (choose not applicable if your parent passed away) You....(4) Having bad attitude towards him/her**

|                           |                                                            |
|---------------------------|------------------------------------------------------------|
| <b>Information</b>        | [Type= discrete] [Format=numeric] [Range= 0-9] [Missing=*] |
| <b>Statistics [NW/ W]</b> | [Valid=1826 /-] [Invalid=0 /-]                             |

| Value | Label          | Cases | Percentage |
|-------|----------------|-------|------------|
| 0     | Not applicable | 85    | 4.7%       |
| 1     | Almost always  | 26    | 1.4%       |
| 2     | Often          | 112   | 6.1%       |
| 3     | Half and half  | 510   | 27.9%      |
| 4     | Rarely         | 568   | 31.1%      |
| 5     | Almost never   | 524   | 28.7%      |
| 9     | Missing        | 1     | 0.1%       |

*Warning: these figures indicate the number of cases found in the data file. They cannot be interpreted as summary statistics of the population of interest.*

**# fs221f05: 21. What did your parents do when they spend time with each other in the past year? (choose not applicable if your parent passed away) You....(5) Yelling/shouting angrily at him/her**

|                           |                                                            |
|---------------------------|------------------------------------------------------------|
| <b>Information</b>        | [Type= discrete] [Format=numeric] [Range= 0-9] [Missing=*] |
| <b>Statistics [NW/ W]</b> | [Valid=1826 /-] [Invalid=0 /-]                             |

| Value | Label          | Cases | Percentage |
|-------|----------------|-------|------------|
| 0     | Not applicable | 85    | 4.7%       |
| 1     | Almost always  | 27    | 1.5%       |
| 2     | Often          | 95    | 5.2%       |
| 3     | Half and half  | 427   | 23.4%      |
| 4     | Rarely         | 511   | 28.0%      |
| 5     | Almost never   | 680   | 37.2%      |
| 9     | Missing        | 1     | 0.1%       |

*Warning: these figures indicate the number of cases found in the data file. They cannot be interpreted as summary statistics of the population of interest.*

**# fs221f06: 21. What did your parents do when they spend time with each other in the past year? (choose not applicable if your parent passed away) You....(6) Arguing with him/her when failing to reach a consensus**

|                           |                                                            |
|---------------------------|------------------------------------------------------------|
| <b>Information</b>        | [Type= discrete] [Format=numeric] [Range= 0-9] [Missing=*] |
| <b>Statistics [NW/ W]</b> | [Valid=1826 /-] [Invalid=0 /-]                             |

| Value | Label          | Cases | Percentage |
|-------|----------------|-------|------------|
| 0     | Not applicable | 85    | 4.7%       |
| 1     | Almost always  | 46    | 2.5%       |
| 2     | Often          | 135   | 7.4%       |
| 3     | Half and half  | 509   | 27.9%      |
| 4     | Rarely         | 496   | 27.2%      |
| 5     | Almost never   | 554   | 30.3%      |
| 9     | Missing        | 1     | 0.1%       |

*Warning: these figures indicate the number of cases found in the data file. They cannot be interpreted as summary statistics of the population of interest.*

**# fs221f07: 21. What did your parents do when they spend time with each other in the past year? (choose not applicable if your parent passed away) You....(7) Showing him/her thoughtful and sweet behaviors**

|                           |                                                            |
|---------------------------|------------------------------------------------------------|
| <b>Information</b>        | [Type= discrete] [Format=numeric] [Range= 0-9] [Missing=*] |
| <b>Statistics [NW/ W]</b> | [Valid=1826 /-] [Invalid=0 /-]                             |

| Value | Label          | Cases | Percentage |
|-------|----------------|-------|------------|
| 0     | Not applicable | 85    | 4.7%       |

# fs221f07: 21. What did your parents do when they spend time with each other in the past year? (choose not applicable if your parent passed away) You....(7) Showing him/her thoughtful and sweet behaviors

| Value | Label         | Cases | Percentage |
|-------|---------------|-------|------------|
| 1     | Almost always | 71    | 3.9%       |
| 2     | Often         | 176   | 9.6%       |
| 3     | Half and half | 648   | 35.5%      |
| 4     | Rarely        | 491   | 26.9%      |
| 5     | Almost never  | 354   | 19.4%      |
| 9     | Missing       | 1     | 0.1%       |

Warning: these figures indicate the number of cases found in the data file. They cannot be interpreted as summary statistics of the population of interest.

# fs221f08: 21. What did your parents do when they spend time with each other in the past year? (choose not applicable if your parent passed away) You....(8) Imitating him/her as her/his role model

|                    |                                                            |
|--------------------|------------------------------------------------------------|
| Information        | [Type= discrete] [Format=numeric] [Range= 0-9] [Missing=*] |
| Statistics [NW/ W] | [Valid=1826 /-] [Invalid=0 /-]                             |

| Value | Label          | Cases | Percentage |
|-------|----------------|-------|------------|
| 0     | Not applicable | 85    | 4.7%       |
| 1     | Almost always  | 125   | 6.8%       |
| 2     | Often          | 210   | 11.5%      |
| 3     | Half and half  | 671   | 36.7%      |
| 4     | Rarely         | 364   | 19.9%      |
| 5     | Almost never   | 370   | 20.3%      |
| 9     | Missing        | 1     | 0.1%       |

Warning: these figures indicate the number of cases found in the data file. They cannot be interpreted as summary statistics of the population of interest.



| # fs222m01: 22. How often do the following descriptions happen? (choose not applicable if your parent passed away)<br>(1) Your mother knows your whereabouts everyday                                              |                                                            |       |                              |
|--------------------------------------------------------------------------------------------------------------------------------------------------------------------------------------------------------------------|------------------------------------------------------------|-------|------------------------------|
| Information                                                                                                                                                                                                        | [Type= discrete] [Format=numeric] [Range= 0-9] [Missing=*] |       |                              |
| Statistics [NW/ W]                                                                                                                                                                                                 | [Valid=1826 /-] [Invalid=0 /-]                             |       |                              |
| Value                                                                                                                                                                                                              | Label                                                      | Cases | Percentage                   |
| 0                                                                                                                                                                                                                  | Not applicable                                             | 35    | <div><div></div></div> 1.9%  |
| 1                                                                                                                                                                                                                  | Almost always                                              | 682   | <div><div></div></div> 37.3% |
| 2                                                                                                                                                                                                                  | Often                                                      | 507   | <div><div></div></div> 27.8% |
| 3                                                                                                                                                                                                                  | Half and half                                              | 318   | <div><div></div></div> 17.4% |
| 4                                                                                                                                                                                                                  | Rarely                                                     | 143   | <div><div></div></div> 7.8%  |
| 5                                                                                                                                                                                                                  | Almost never                                               | 141   | <div><div></div></div> 7.7%  |
| 9                                                                                                                                                                                                                  | Missing                                                    | 0     |                              |
| Warning: these figures indicate the number of cases found in the data file. They cannot be interpreted as summary statistics of the population of interest.                                                        |                                                            |       |                              |
| # fs222m02: 22. How often do the following descriptions happen? (choose not applicable if your parent passed away)<br>(2) Your mother arbitrarily blames you when you made the same mistakes based on his/her mood |                                                            |       |                              |
| Information                                                                                                                                                                                                        | [Type= discrete] [Format=numeric] [Range= 0-9] [Missing=*] |       |                              |
| Statistics [NW/ W]                                                                                                                                                                                                 | [Valid=1826 /-] [Invalid=0 /-]                             |       |                              |
| Value                                                                                                                                                                                                              | Label                                                      | Cases | Percentage                   |
| 0                                                                                                                                                                                                                  | Not applicable                                             | 35    | <div><div></div></div> 1.9%  |
| 1                                                                                                                                                                                                                  | Almost always                                              | 34    | <div><div></div></div> 1.9%  |
| 2                                                                                                                                                                                                                  | Often                                                      | 83    | <div><div></div></div> 4.5%  |
| 3                                                                                                                                                                                                                  | Half and half                                              | 399   | <div><div></div></div> 21.9% |
| 4                                                                                                                                                                                                                  | Rarely                                                     | 466   | <div><div></div></div> 25.5% |
| 5                                                                                                                                                                                                                  | Almost never                                               | 805   | <div><div></div></div> 44.1% |
| 9                                                                                                                                                                                                                  | Missing                                                    | 4     | <div><div></div></div> 0.2%  |
| Warning: these figures indicate the number of cases found in the data file. They cannot be interpreted as summary statistics of the population of interest.                                                        |                                                            |       |                              |
| # fs222m03: 22. How often do the following descriptions happen? (choose not applicable if your parent passed away)<br>(3) Your mother hit or spank you as the punishment                                           |                                                            |       |                              |
| Information                                                                                                                                                                                                        | [Type= discrete] [Format=numeric] [Range= 0-9] [Missing=*] |       |                              |
| Statistics [NW/ W]                                                                                                                                                                                                 | [Valid=1826 /-] [Invalid=0 /-]                             |       |                              |
| Value                                                                                                                                                                                                              | Label                                                      | Cases | Percentage                   |
| 0                                                                                                                                                                                                                  | Not applicable                                             | 35    | <div><div></div></div> 1.9%  |
| 1                                                                                                                                                                                                                  | Almost always                                              | 14    | <div><div></div></div> 0.8%  |
| 2                                                                                                                                                                                                                  | Often                                                      | 15    | <div><div></div></div> 0.8%  |
| 3                                                                                                                                                                                                                  | Half and half                                              | 120   | <div><div></div></div> 6.6%  |
| 4                                                                                                                                                                                                                  | Rarely                                                     | 281   | <div><div></div></div> 15.4% |
| 5                                                                                                                                                                                                                  | Almost never                                               | 1351  | <div><div></div></div> 74.0% |
| 9                                                                                                                                                                                                                  | Missing                                                    | 10    | <div><div></div></div> 0.5%  |
| Warning: these figures indicate the number of cases found in the data file. They cannot be interpreted as summary statistics of the population of interest.                                                        |                                                            |       |                              |
| # fs222m04: 22. How often do the following descriptions happen? (choose not applicable if your parent passed away)<br>(4) Your mother tells you his/her opinion when he/she makes a decision related with you      |                                                            |       |                              |
| Information                                                                                                                                                                                                        | [Type= discrete] [Format=numeric] [Range= 0-9] [Missing=*] |       |                              |
| Statistics [NW/ W]                                                                                                                                                                                                 | [Valid=1826 /-] [Invalid=0 /-]                             |       |                              |
| Value                                                                                                                                                                                                              | Label                                                      | Cases | Percentage                   |
| 0                                                                                                                                                                                                                  | Not applicable                                             | 35    | <div><div></div></div> 1.9%  |

**# fs222m04: 22. How often do the following descriptions happen? (choose not applicable if your parent passed away)**  
**(4) Your mother tells you his/her opinion when he/she makes a decision related with you**

| Value | Label         | Cases | Percentage |
|-------|---------------|-------|------------|
| 1     | Almost always | 274   | 15.0%      |
| 2     | Often         | 493   | 27.0%      |
| 3     | Half and half | 593   | 32.5%      |
| 4     | Rarely        | 212   | 11.6%      |
| 5     | Almost never  | 219   | 12.0%      |
| 9     | Missing       | 0     |            |

*Warning: these figures indicate the number of cases found in the data file. They cannot be interpreted as summary statistics of the population of interest.*

**# fs222f01: 22. How often do the following descriptions happen? (choose not applicable if your parent passed away)(1)**  
**Your father knows your whereabouts everyday**

|                           |                                                            |
|---------------------------|------------------------------------------------------------|
| <b>Information</b>        | [Type= discrete] [Format=numeric] [Range= 0-9] [Missing=*] |
| <b>Statistics [NW/ W]</b> | [Valid=1826 /-] [Invalid=0 /-]                             |

| Value | Label          | Cases | Percentage |
|-------|----------------|-------|------------|
| 0     | Not applicable | 85    | 4.7%       |
| 1     | Almost always  | 466   | 25.5%      |
| 2     | Often          | 375   | 20.5%      |
| 3     | Half and half  | 379   | 20.8%      |
| 4     | Rarely         | 235   | 12.9%      |
| 5     | Almost never   | 284   | 15.6%      |
| 9     | Missing        | 2     | 0.1%       |

*Warning: these figures indicate the number of cases found in the data file. They cannot be interpreted as summary statistics of the population of interest.*

**# fs222f02: 22. How often do the following descriptions happen? (choose not applicable if your parent passed away)(2)**  
**Your father arbitrarily blames you when you made the same mistakes based on his/her mood**

|                           |                                                            |
|---------------------------|------------------------------------------------------------|
| <b>Information</b>        | [Type= discrete] [Format=numeric] [Range= 0-9] [Missing=*] |
| <b>Statistics [NW/ W]</b> | [Valid=1826 /-] [Invalid=0 /-]                             |

| Value | Label          | Cases | Percentage |
|-------|----------------|-------|------------|
| 0     | Not applicable | 85    | 4.7%       |
| 1     | Almost always  | 29    | 1.6%       |
| 2     | Often          | 68    | 3.7%       |
| 3     | Half and half  | 327   | 17.9%      |
| 4     | Rarely         | 432   | 23.7%      |
| 5     | Almost never   | 880   | 48.2%      |
| 9     | Missing        | 5     | 0.3%       |

*Warning: these figures indicate the number of cases found in the data file. They cannot be interpreted as summary statistics of the population of interest.*

**# fs222f03: 22. How often do the following descriptions happen? (choose not applicable if your parent passed away)(3)**  
**Your father hit or spank you as the punishment**

|                           |                                                            |
|---------------------------|------------------------------------------------------------|
| <b>Information</b>        | [Type= discrete] [Format=numeric] [Range= 0-9] [Missing=*] |
| <b>Statistics [NW/ W]</b> | [Valid=1826 /-] [Invalid=0 /-]                             |

| Value | Label          | Cases | Percentage |
|-------|----------------|-------|------------|
| 0     | Not applicable | 85    | 4.7%       |
| 1     | Almost always  | 12    | 0.7%       |
| 2     | Often          | 17    | 0.9%       |
| 3     | Half and half  | 108   | 5.9%       |

**# fs222f03: 22. How often do the following descriptions happen? (choose not applicable if your parent passed away)(3)**  
**Your father hit or spank you as the punishment**

| Value | Label        | Cases | Percentage                   |
|-------|--------------|-------|------------------------------|
| 4     | Rarely       | 275   | <div><div></div></div> 15.1% |
| 5     | Almost never | 1318  | <div><div></div></div> 72.2% |
| 9     | Missing      | 11    | <div><div></div></div> 0.6%  |

*Warning: these figures indicate the number of cases found in the data file. They cannot be interpreted as summary statistics of the population of interest.*

**# fs222f04: 22. How often do the following descriptions happen? (choose not applicable if your parent passed away)(4)**  
**Your father tells you his/her opinion when he/she makes a decision related with you**

|                           |                                                            |
|---------------------------|------------------------------------------------------------|
| <b>Information</b>        | [Type= discrete] [Format=numeric] [Range= 0-9] [Missing=*] |
| <b>Statistics [NW/ W]</b> | [Valid=1826 /-] [Invalid=0 /-]                             |

| Value | Label          | Cases | Percentage                   |
|-------|----------------|-------|------------------------------|
| 0     | Not applicable | 85    | <div><div></div></div> 4.7%  |
| 1     | Almost always  | 222   | <div><div></div></div> 12.2% |
| 2     | Often          | 371   | <div><div></div></div> 20.3% |
| 3     | Half and half  | 546   | <div><div></div></div> 29.9% |
| 4     | Rarely         | 262   | <div><div></div></div> 14.3% |
| 5     | Almost never   | 338   | <div><div></div></div> 18.5% |
| 9     | Missing        | 2     | <div><div></div></div> 0.1%  |

*Warning: these figures indicate the number of cases found in the data file. They cannot be interpreted as summary statistics of the population of interest.*

**# fs223000: 23. Do your parents argue or have a cold war with each other?**

|                           |                                                            |
|---------------------------|------------------------------------------------------------|
| <b>Information</b>        | [Type= discrete] [Format=numeric] [Range= 0-9] [Missing=*] |
| <b>Statistics [NW/ W]</b> | [Valid=1826 /-] [Invalid=0 /-]                             |

| Value | Label          | Cases | Percentage                   |
|-------|----------------|-------|------------------------------|
| 0     | Not applicable | 20    | <div><div></div></div> 1.1%  |
| 1     | Often          | 128   | <div><div></div></div> 7.0%  |
| 2     | Sometimes      | 573   | <div><div></div></div> 31.4% |
| 3     | Seldom         | 878   | <div><div></div></div> 48.1% |
| 4     | Never          | 224   | <div><div></div></div> 12.3% |
| 7     | Don't know     | 3     | <div><div></div></div> 0.2%  |
| 9     | Missing        | 0     |                              |

*Warning: these figures indicate the number of cases found in the data file. They cannot be interpreted as summary statistics of the population of interest.*

**# fs224m00: 24. Are you happy when you are with your mother?**

|                           |                                                            |
|---------------------------|------------------------------------------------------------|
| <b>Information</b>        | [Type= discrete] [Format=numeric] [Range= 0-9] [Missing=*] |
| <b>Statistics [NW/ W]</b> | [Valid=1826 /-] [Invalid=0 /-]                             |

| Value | Label            | Cases | Percentage                   |
|-------|------------------|-------|------------------------------|
| 0     | Not applicable   | 14    | <div><div></div></div> 0.8%  |
| 1     | Very happy       | 763   | <div><div></div></div> 41.8% |
| 2     | Somewhat happy   | 930   | <div><div></div></div> 50.9% |
| 3     | Somewhat unhappy | 84    | <div><div></div></div> 4.6%  |
| 4     | Very unhappy     | 34    | <div><div></div></div> 1.9%  |
| 9     | Missing          | 1     | <div><div></div></div> 0.1%  |

*Warning: these figures indicate the number of cases found in the data file. They cannot be interpreted as summary statistics of the population of interest.*

**# fs224f00: 24. Are you happy when you are with your father?**

|                    |                                                            |
|--------------------|------------------------------------------------------------|
| <b>Information</b> | [Type= discrete] [Format=numeric] [Range= 0-9] [Missing=*] |
|--------------------|------------------------------------------------------------|





|                                                                                                                                                                    |                                |                                                            |                   |
|--------------------------------------------------------------------------------------------------------------------------------------------------------------------|--------------------------------|------------------------------------------------------------|-------------------|
| <b># fs224f00: 24. Are you happy when you are with your father?</b>                                                                                                |                                |                                                            |                   |
| <b>Statistics [NW/ W]</b>                                                                                                                                          |                                | [Valid=1826 /-] [Invalid=0 /-]                             |                   |
| <b>Value</b>                                                                                                                                                       | <b>Label</b>                   | <b>Cases</b>                                               | <b>Percentage</b> |
| 0                                                                                                                                                                  | Not applicable                 | 32                                                         | 1.8%              |
| 1                                                                                                                                                                  | Very happy                     | 627                                                        | 34.3%             |
| 2                                                                                                                                                                  | Somewhat happy                 | 919                                                        | 50.3%             |
| 3                                                                                                                                                                  | Somewhat unhappy               | 181                                                        | 9.9%              |
| 4                                                                                                                                                                  | Very unhappy                   | 64                                                         | 3.5%              |
| 9                                                                                                                                                                  | Missing                        | 3                                                          | 0.2%              |
| <i>Warning: these figures indicate the number of cases found in the data file. They cannot be interpreted as summary statistics of the population of interest.</i> |                                |                                                            |                   |
| <b># fs225m00: 25. How much do you share your secrets with your mother?</b>                                                                                        |                                |                                                            |                   |
| <b>Information</b>                                                                                                                                                 |                                | [Type= discrete] [Format=numeric] [Range= 0-9] [Missing=*] |                   |
| <b>Statistics [NW/ W]</b>                                                                                                                                          |                                | [Valid=1826 /-] [Invalid=0 /-]                             |                   |
| <b>Value</b>                                                                                                                                                       | <b>Label</b>                   | <b>Cases</b>                                               | <b>Percentage</b> |
| 0                                                                                                                                                                  | Not applicable                 | 10                                                         | 0.5%              |
| 1                                                                                                                                                                  | A lot                          | 147                                                        | 8.1%              |
| 2                                                                                                                                                                  | Quite a lot                    | 531                                                        | 29.1%             |
| 3                                                                                                                                                                  | Not much                       | 797                                                        | 43.6%             |
| 4                                                                                                                                                                  | I do not let her know anything | 341                                                        | 18.7%             |
| 9                                                                                                                                                                  | Missing                        | 0                                                          |                   |
| <i>Warning: these figures indicate the number of cases found in the data file. They cannot be interpreted as summary statistics of the population of interest.</i> |                                |                                                            |                   |
| <b># fs225f00: 25. How much do you share your secrets with your father?</b>                                                                                        |                                |                                                            |                   |
| <b>Information</b>                                                                                                                                                 |                                | [Type= discrete] [Format=numeric] [Range= 0-9] [Missing=*] |                   |
| <b>Statistics [NW/ W]</b>                                                                                                                                          |                                | [Valid=1826 /-] [Invalid=0 /-]                             |                   |
| <b>Value</b>                                                                                                                                                       | <b>Label</b>                   | <b>Cases</b>                                               | <b>Percentage</b> |
| 0                                                                                                                                                                  | Not applicable                 | 33                                                         | 1.8%              |
| 1                                                                                                                                                                  | A lot                          | 58                                                         | 3.2%              |
| 2                                                                                                                                                                  | Quite a lot                    | 344                                                        | 18.8%             |
| 3                                                                                                                                                                  | Not much                       | 935                                                        | 51.2%             |
| 4                                                                                                                                                                  | I do not let her know anything | 455                                                        | 24.9%             |
| 9                                                                                                                                                                  | Missing                        | 1                                                          | 0.1%              |
| <i>Warning: these figures indicate the number of cases found in the data file. They cannot be interpreted as summary statistics of the population of interest.</i> |                                |                                                            |                   |
| <b># fs226000: 26. Generally speaking, are your parents helpful in your studies since you graduated from junior high school?</b>                                   |                                |                                                            |                   |
| <b>Information</b>                                                                                                                                                 |                                | [Type= discrete] [Format=numeric] [Range= 0-9] [Missing=*] |                   |
| <b>Statistics [NW/ W]</b>                                                                                                                                          |                                | [Valid=1826 /-] [Invalid=0 /-]                             |                   |
| <b>Value</b>                                                                                                                                                       | <b>Label</b>                   | <b>Cases</b>                                               | <b>Percentage</b> |
| 0                                                                                                                                                                  | Not applicable                 | 4                                                          | 0.2%              |
| 1                                                                                                                                                                  | Very helpful                   | 70                                                         | 3.8%              |
| 2                                                                                                                                                                  | Somewhat helpful               | 494                                                        | 27.1%             |
| 3                                                                                                                                                                  | Not very helpful               | 1005                                                       | 55.0%             |
| 4                                                                                                                                                                  | Not helpful at all             | 253                                                        | 13.9%             |
| 9                                                                                                                                                                  | Missing                        | 0                                                          |                   |
| <i>Warning: these figures indicate the number of cases found in the data file. They cannot be interpreted as summary statistics of the population of interest.</i> |                                |                                                            |                   |

| # fs227000: 27. What is your parents' attitude towards your hobbies and interests? (select one)                                                             |                                                            |       |            |
|-------------------------------------------------------------------------------------------------------------------------------------------------------------|------------------------------------------------------------|-------|------------|
| Information                                                                                                                                                 | [Type= discrete] [Format=numeric] [Range= 0-9] [Missing=*] |       |            |
| Statistics [NW/ W]                                                                                                                                          | [Valid=1826 /-] [Invalid=0 /-]                             |       |            |
| Value                                                                                                                                                       | Label                                                      | Cases | Percentage |
| 0                                                                                                                                                           | Not applicable                                             | 1     | 0.1%       |
| 1                                                                                                                                                           | Against                                                    | 57    | 3.1%       |
| 2                                                                                                                                                           | Supporting and encouraging                                 | 376   | 20.6%      |
| 3                                                                                                                                                           | Giving me the freedom to explore and develop               | 1272  | 69.7%      |
| 4                                                                                                                                                           | Completely indifferent                                     | 74    | 4.1%       |
| 5                                                                                                                                                           | Not having any hobbies or interests                        | 46    | 2.5%       |
| 9                                                                                                                                                           | Missing                                                    | 0     |            |
| Warning: these figures indicate the number of cases found in the data file. They cannot be interpreted as summary statistics of the population of interest. |                                                            |       |            |
| # fs228001: 28. How much do you agree with the following descriptions of your family?(1) Family members discuss with each other before making a decision    |                                                            |       |            |
| Information                                                                                                                                                 | [Type= discrete] [Format=numeric] [Range= 1-9] [Missing=*] |       |            |
| Statistics [NW/ W]                                                                                                                                          | [Valid=1826 /-] [Invalid=0 /-]                             |       |            |
| Value                                                                                                                                                       | Label                                                      | Cases | Percentage |
| 1                                                                                                                                                           | Strongly agree                                             | 358   | 19.6%      |
| 2                                                                                                                                                           | Somewhat agree                                             | 1068  | 58.5%      |
| 3                                                                                                                                                           | Somewhat disagree                                          | 329   | 18.0%      |
| 4                                                                                                                                                           | Very disagree                                              | 71    | 3.9%       |
| 9                                                                                                                                                           | Missing                                                    | 0     |            |
| Warning: these figures indicate the number of cases found in the data file. They cannot be interpreted as summary statistics of the population of interest. |                                                            |       |            |
| # fs228002: 28. How much do you agree with the following descriptions of your family?(2) Every family member participates in family activities              |                                                            |       |            |
| Information                                                                                                                                                 | [Type= discrete] [Format=numeric] [Range= 1-9] [Missing=*] |       |            |
| Statistics [NW/ W]                                                                                                                                          | [Valid=1826 /-] [Invalid=0 /-]                             |       |            |
| Value                                                                                                                                                       | Label                                                      | Cases | Percentage |
| 1                                                                                                                                                           | Strongly agree                                             | 232   | 12.7%      |
| 2                                                                                                                                                           | Somewhat agree                                             | 878   | 48.1%      |
| 3                                                                                                                                                           | Somewhat disagree                                          | 578   | 31.7%      |
| 4                                                                                                                                                           | Very disagree                                              | 138   | 7.6%       |
| 9                                                                                                                                                           | Missing                                                    | 0     |            |
| Warning: these figures indicate the number of cases found in the data file. They cannot be interpreted as summary statistics of the population of interest. |                                                            |       |            |
| # fs228003: 28. How much do you agree with the following descriptions of your family?(3) I can get comfort from my family when I experience setbacks        |                                                            |       |            |
| Information                                                                                                                                                 | [Type= discrete] [Format=numeric] [Range= 1-9] [Missing=*] |       |            |
| Statistics [NW/ W]                                                                                                                                          | [Valid=1826 /-] [Invalid=0 /-]                             |       |            |
| Value                                                                                                                                                       | Label                                                      | Cases | Percentage |
| 1                                                                                                                                                           | Strongly agree                                             | 229   | 12.5%      |
| 2                                                                                                                                                           | Somewhat agree                                             | 934   | 51.2%      |
| 3                                                                                                                                                           | Somewhat disagree                                          | 508   | 27.8%      |
| 4                                                                                                                                                           | Very disagree                                              | 155   | 8.5%       |
| 9                                                                                                                                                           | Missing                                                    | 0     |            |
| Warning: these figures indicate the number of cases found in the data file. They cannot be interpreted as summary statistics of the population of interest. |                                                            |       |            |

**# fs228004: 28. How much do you agree with the following descriptions of your family?(4) I can rely on my family when I need help or advice**

**Information** [Type= discrete] [Format=numeric] [Range= 1-9] [Missing=\*]

**Statistics [NW/ W]** [Valid=1826 /-] [Invalid=0 /-]





| Value | Label             | Cases | Percentage                                                                                |
|-------|-------------------|-------|-------------------------------------------------------------------------------------------|
| 1     | Strongly agree    | 337   |  18.5% |
| 2     | Somewhat agree    | 1004  |  55.0% |
| 3     | Somewhat disagree | 368   |  20.2% |
| 4     | Very disagree     | 117   |  6.4%  |
| 9     | Missing           | 0     |                                                                                           |

*Warning: these figures indicate the number of cases found in the data file. They cannot be interpreted as summary statistics of the population of interest.*

**# fs229001: 29. How much are you satisfied with the following things regarding yourself in the past year?(1) Academic/work performance**

**Information** [Type= discrete] [Format=numeric] [Range= 0-9] [Missing=\*]

**Statistics [NW/ W]** [Valid=1826 /-] [Invalid=0 /-]





| Value | Label                 | Cases | Percentage                                                                                |
|-------|-----------------------|-------|-------------------------------------------------------------------------------------------|
| 0     | Not applicable        | 2     | 0.1%                                                                                      |
| 1     | Very satisfied        | 85    |  4.7%  |
| 2     | Somewhat satisfied    | 849   |  46.5% |
| 3     | Somewhat dissatisfied | 726   |  39.8% |
| 4     | Very dissatisfied     | 163   |  8.9%  |
| 9     | Missing               | 1     | 0.1%                                                                                      |

*Warning: these figures indicate the number of cases found in the data file. They cannot be interpreted as summary statistics of the population of interest.*

**# fs229002: 29. How much are you satisfied with the following things regarding yourself in the past year?(2) Relationship with classmate/coworker or friends**

**Information** [Type= discrete] [Format=numeric] [Range= 0-9] [Missing=\*]

**Statistics [NW/ W]** [Valid=1826 /-] [Invalid=0 /-]






| Value | Label                 | Cases | Percentage                                                                                  |
|-------|-----------------------|-------|---------------------------------------------------------------------------------------------|
| 0     | Not applicable        | 1     | 0.1%                                                                                        |
| 1     | Very satisfied        | 317   |  17.4% |
| 2     | Somewhat satisfied    | 1304  |  71.4% |
| 3     | Somewhat dissatisfied | 181   |  9.9%  |
| 4     | Very dissatisfied     | 22    |  1.2%  |
| 9     | Missing               | 1     | 0.1%                                                                                        |

*Warning: these figures indicate the number of cases found in the data file. They cannot be interpreted as summary statistics of the population of interest.*

**# fs229003: 29. How much are you satisfied with the following things regarding yourself in the past year?(3) Relationship with father**

**Information** [Type= discrete] [Format=numeric] [Range= 0-9] [Missing=\*]

**Statistics [NW/ W]** [Valid=1826 /-] [Invalid=0 /-]

| Value | Label                 | Cases | Percentage                                                                                  |
|-------|-----------------------|-------|---------------------------------------------------------------------------------------------|
| 0     | Not applicable        | 72    |  3.9%  |
| 1     | Very satisfied        | 254   |  13.9% |
| 2     | Somewhat satisfied    | 1152  |  63.1% |
| 3     | Somewhat dissatisfied | 260   |  14.2% |
| 4     | Very dissatisfied     | 86    |  4.7%  |

| # fs229003: 29. How much are you satisfied with the following things regarding yourself in the past year?(3)<br>Relationship with father                    |                                                            |       |            |
|-------------------------------------------------------------------------------------------------------------------------------------------------------------|------------------------------------------------------------|-------|------------|
| Value                                                                                                                                                       | Label                                                      | Cases | Percentage |
| 9                                                                                                                                                           | Missing                                                    | 2     | 0.1%       |
| Warning: these figures indicate the number of cases found in the data file. They cannot be interpreted as summary statistics of the population of interest. |                                                            |       |            |
| # fs229004: 29. How much are you satisfied with the following things regarding yourself in the past year?(4)<br>Relationship with mother                    |                                                            |       |            |
| Information                                                                                                                                                 | [Type= discrete] [Format=numeric] [Range= 0-9] [Missing=*] |       |            |
| Statistics [NW/ W]                                                                                                                                          | [Valid=1826 /-] [Invalid=0 /-]                             |       |            |
| Value                                                                                                                                                       | Label                                                      | Cases | Percentage |
| 0                                                                                                                                                           | Not applicable                                             | 30    | 1.6%       |
| 1                                                                                                                                                           | Very satisfied                                             | 346   | 18.9%      |
| 2                                                                                                                                                           | Somewhat satisfied                                         | 1236  | 67.7%      |
| 3                                                                                                                                                           | Somewhat dissatisfied                                      | 177   | 9.7%       |
| 4                                                                                                                                                           | Very dissatisfied                                          | 37    | 2.0%       |
| 9                                                                                                                                                           | Missing                                                    | 0     |            |
| Warning: these figures indicate the number of cases found in the data file. They cannot be interpreted as summary statistics of the population of interest. |                                                            |       |            |
| # fs229005: 29. How much are you satisfied with the following things regarding yourself in the past year?(5)<br>Relationship with teacher/supervisor        |                                                            |       |            |
| Information                                                                                                                                                 | [Type= discrete] [Format=numeric] [Range= 0-9] [Missing=*] |       |            |
| Statistics [NW/ W]                                                                                                                                          | [Valid=1826 /-] [Invalid=0 /-]                             |       |            |
| Value                                                                                                                                                       | Label                                                      | Cases | Percentage |
| 0                                                                                                                                                           | Not applicable                                             | 8     | 0.4%       |
| 1                                                                                                                                                           | Very satisfied                                             | 179   | 9.8%       |
| 2                                                                                                                                                           | Somewhat satisfied                                         | 1300  | 71.2%      |
| 3                                                                                                                                                           | Somewhat dissatisfied                                      | 277   | 15.2%      |
| 4                                                                                                                                                           | Very dissatisfied                                          | 61    | 3.3%       |
| 9                                                                                                                                                           | Missing                                                    | 1     | 0.1%       |
| Warning: these figures indicate the number of cases found in the data file. They cannot be interpreted as summary statistics of the population of interest. |                                                            |       |            |
| # fs229006: 29. How much are you satisfied with the following things regarding yourself in the past year?(6) Family's financial status                      |                                                            |       |            |
| Information                                                                                                                                                 | [Type= discrete] [Format=numeric] [Range= 0-9] [Missing=*] |       |            |
| Statistics [NW/ W]                                                                                                                                          | [Valid=1826 /-] [Invalid=0 /-]                             |       |            |
| Value                                                                                                                                                       | Label                                                      | Cases | Percentage |
| 0                                                                                                                                                           | Not applicable                                             | 0     |            |
| 1                                                                                                                                                           | Very satisfied                                             | 186   | 10.2%      |
| 2                                                                                                                                                           | Somewhat satisfied                                         | 1169  | 64.0%      |
| 3                                                                                                                                                           | Somewhat dissatisfied                                      | 374   | 20.5%      |
| 4                                                                                                                                                           | Very dissatisfied                                          | 97    | 5.3%       |
| 9                                                                                                                                                           | Missing                                                    | 0     |            |
| Warning: these figures indicate the number of cases found in the data file. They cannot be interpreted as summary statistics of the population of interest. |                                                            |       |            |
| # fs229007: 29. How much are you satisfied with the following things regarding yourself in the past year?(7)<br>Relationship with siblings                  |                                                            |       |            |
| Information                                                                                                                                                 | [Type= discrete] [Format=numeric] [Range= 0-9] [Missing=*] |       |            |
| Statistics [NW/ W]                                                                                                                                          | [Valid=1826 /-] [Invalid=0 /-]                             |       |            |

**# fs229007: 29. How much are you satisfied with the following things regarding yourself in the past year?(7)**  
**Relationship with siblings**

| Value | Label                 | Cases | Percentage |
|-------|-----------------------|-------|------------|
| 0     | Not applicable        | 70    | 3.8%       |
| 1     | Very satisfied        | 278   | 15.2%      |
| 2     | Somewhat satisfied    | 1309  | 71.7%      |
| 3     | Somewhat dissatisfied | 144   | 7.9%       |
| 4     | Very dissatisfied     | 25    | 1.4%       |
| 9     | Missing               | 0     |            |

*Warning: these figures indicate the number of cases found in the data file. They cannot be interpreted as summary statistics of the population of interest.*

**# fs229008: 29. How much are you satisfied with the following things regarding yourself in the past year?(8)**  
**Relationship with grandparents (paternal)**

|                           |                                                            |
|---------------------------|------------------------------------------------------------|
| <b>Information</b>        | [Type= discrete] [Format=numeric] [Range= 0-9] [Missing=*] |
| <b>Statistics [NW/ W]</b> | [Valid=1826 /-] [Invalid=0 /-]                             |

| Value | Label                 | Cases | Percentage |
|-------|-----------------------|-------|------------|
| 0     | Not applicable        | 338   | 18.5%      |
| 1     | Very satisfied        | 176   | 9.6%       |
| 2     | Somewhat satisfied    | 1020  | 55.9%      |
| 3     | Somewhat dissatisfied | 230   | 12.6%      |
| 4     | Very dissatisfied     | 59    | 3.2%       |
| 9     | Missing               | 3     | 0.2%       |

*Warning: these figures indicate the number of cases found in the data file. They cannot be interpreted as summary statistics of the population of interest.*

**# fs229009: 29. How much are you satisfied with the following things regarding yourself in the past year?(9)**  
**Relationship with grandparents (maternal)**

|                           |                                                            |
|---------------------------|------------------------------------------------------------|
| <b>Information</b>        | [Type= discrete] [Format=numeric] [Range= 0-9] [Missing=*] |
| <b>Statistics [NW/ W]</b> | [Valid=1826 /-] [Invalid=0 /-]                             |

| Value | Label                 | Cases | Percentage |
|-------|-----------------------|-------|------------|
| 0     | Not applicable        | 345   | 18.9%      |
| 1     | Very satisfied        | 180   | 9.9%       |
| 2     | Somewhat satisfied    | 1017  | 55.7%      |
| 3     | Somewhat dissatisfied | 235   | 12.9%      |
| 4     | Very dissatisfied     | 44    | 2.4%       |
| 9     | Missing               | 5     | 0.3%       |

*Warning: these figures indicate the number of cases found in the data file. They cannot be interpreted as summary statistics of the population of interest.*

**# fs301000: 1. Do you have an interest in knowing what is happening around your community/residence area?**

|                           |                                                            |
|---------------------------|------------------------------------------------------------|
| <b>Information</b>        | [Type= discrete] [Format=numeric] [Range= 1-9] [Missing=*] |
| <b>Statistics [NW/ W]</b> | [Valid=1826 /-] [Invalid=0 /-]                             |

| Value | Label                 | Cases | Percentage |
|-------|-----------------------|-------|------------|
| 1     | Very interested       | 62    | 3.4%       |
| 2     | Somewhat interested   | 672   | 36.8%      |
| 3     | Not very interested   | 881   | 48.2%      |
| 4     | Not interested at all | 211   | 11.6%      |
| 9     | Missing               | 0     |            |

*Warning: these figures indicate the number of cases found in the data file. They cannot be interpreted as summary statistics of the population of interest.*




| # fs302000: 2. Since you graduated junior high school, have you participated in any activities arranged by your community or residence area?                |                                                            |       |            |
|-------------------------------------------------------------------------------------------------------------------------------------------------------------|------------------------------------------------------------|-------|------------|
| Information                                                                                                                                                 | [Type= discrete] [Format=numeric] [Range= 1-9] [Missing=*] |       |            |
| Statistics [NW/ W]                                                                                                                                          | [Valid=1826 /-] [Invalid=0 /-]                             |       |            |
| Value                                                                                                                                                       | Label                                                      | Cases | Percentage |
| 1                                                                                                                                                           | Often                                                      | 8     | 0.4%       |
| 2                                                                                                                                                           | Sometimes                                                  | 153   | 8.4%       |
| 3                                                                                                                                                           | Seldom                                                     | 594   | 32.5%      |
| 4                                                                                                                                                           | Never (proceed to Question 3)                              | 1071  | 58.7%      |
| 9                                                                                                                                                           | Missing                                                    | 0     |            |
| Warning: these figures indicate the number of cases found in the data file. They cannot be interpreted as summary statistics of the population of interest. |                                                            |       |            |
| # fs302a01: 2.What kind of activities? (multiple selections possible)(1) Yi-Lan International Children's Folklore and Folkgame festival                     |                                                            |       |            |
| Information                                                                                                                                                 | [Type= discrete] [Format=numeric] [Range= 0-9] [Missing=*] |       |            |
| Statistics [NW/ W]                                                                                                                                          | [Valid=1826 /-] [Invalid=0 /-]                             |       |            |
| Value                                                                                                                                                       | Label                                                      | Cases | Percentage |
| 0                                                                                                                                                           | Skip                                                       | 1070  | 58.6%      |
| 1                                                                                                                                                           | Yes                                                        | 131   | 7.2%       |
| 2                                                                                                                                                           | No                                                         | 619   | 33.9%      |
| 7                                                                                                                                                           | Don't know                                                 | 2     | 0.1%       |
| 9                                                                                                                                                           | Missing                                                    | 4     | 0.2%       |
| Warning: these figures indicate the number of cases found in the data file. They cannot be interpreted as summary statistics of the population of interest. |                                                            |       |            |
| # fs302a02: 2.What kind of activities? (multiple selections possible)(2) Book-reading group, community culture and art activities                           |                                                            |       |            |
| Information                                                                                                                                                 | [Type= discrete] [Format=numeric] [Range= 0-9] [Missing=*] |       |            |
| Statistics [NW/ W]                                                                                                                                          | [Valid=1826 /-] [Invalid=0 /-]                             |       |            |
| Value                                                                                                                                                       | Label                                                      | Cases | Percentage |
| 0                                                                                                                                                           | Skip                                                       | 1070  | 58.6%      |
| 1                                                                                                                                                           | Yes                                                        | 83    | 4.5%       |
| 2                                                                                                                                                           | No                                                         | 667   | 36.5%      |
| 7                                                                                                                                                           | Don't know                                                 | 2     | 0.1%       |
| 9                                                                                                                                                           | Missing                                                    | 4     | 0.2%       |
| Warning: these figures indicate the number of cases found in the data file. They cannot be interpreted as summary statistics of the population of interest. |                                                            |       |            |
| # fs302a03: 2.What kind of activities? (multiple selections possible)(3) Community environmental protection activities                                      |                                                            |       |            |
| Information                                                                                                                                                 | [Type= discrete] [Format=numeric] [Range= 0-9] [Missing=*] |       |            |
| Statistics [NW/ W]                                                                                                                                          | [Valid=1826 /-] [Invalid=0 /-]                             |       |            |
| Value                                                                                                                                                       | Label                                                      | Cases | Percentage |
| 0                                                                                                                                                           | Skip                                                       | 1070  | 58.6%      |
| 1                                                                                                                                                           | Yes                                                        | 97    | 5.3%       |
| 2                                                                                                                                                           | No                                                         | 653   | 35.8%      |
| 7                                                                                                                                                           | Don't know                                                 | 2     | 0.1%       |
| 9                                                                                                                                                           | Missing                                                    | 4     | 0.2%       |
| Warning: these figures indicate the number of cases found in the data file. They cannot be interpreted as summary statistics of the population of interest. |                                                            |       |            |
| # fs302a04: 2.What kind of activities? (multiple selections possible)(4) Community volunteer                                                                |                                                            |       |            |
| Information                                                                                                                                                 | [Type= discrete] [Format=numeric] [Range= 0-9] [Missing=*] |       |            |

| # fs302a04: 2.What kind of activities? (multiple selections possible)(4) Community volunteer                                                                        |                                                            |       |                              |
|---------------------------------------------------------------------------------------------------------------------------------------------------------------------|------------------------------------------------------------|-------|------------------------------|
| Statistics [NW/ W]                                                                                                                                                  | [Valid=1826 /-] [Invalid=0 /-]                             |       |                              |
| Value                                                                                                                                                               | Label                                                      | Cases | Percentage                   |
| 0                                                                                                                                                                   | Skip                                                       | 1070  | <div><div></div></div> 58.6% |
| 1                                                                                                                                                                   | Yes                                                        | 84    | <div><div></div></div> 4.6%  |
| 2                                                                                                                                                                   | No                                                         | 666   | <div><div></div></div> 36.5% |
| 7                                                                                                                                                                   | Don't know                                                 | 2     | 0.1%                         |
| 9                                                                                                                                                                   | Missing                                                    | 4     | 0.2%                         |
| Warning: these figures indicate the number of cases found in the data file. They cannot be interpreted as summary statistics of the population of interest.         |                                                            |       |                              |
| # fs302a05: 2.What kind of activities? (multiple selections possible)(5) Religious or folk art activities                                                           |                                                            |       |                              |
| Information                                                                                                                                                         | [Type= discrete] [Format=numeric] [Range= 0-9] [Missing=*] |       |                              |
| Statistics [NW/ W]                                                                                                                                                  | [Valid=1826 /-] [Invalid=0 /-]                             |       |                              |
| Value                                                                                                                                                               | Label                                                      | Cases | Percentage                   |
| 0                                                                                                                                                                   | Skip                                                       | 1070  | <div><div></div></div> 58.6% |
| 1                                                                                                                                                                   | Yes                                                        | 281   | <div><div></div></div> 15.4% |
| 2                                                                                                                                                                   | No                                                         | 469   | <div><div></div></div> 25.7% |
| 7                                                                                                                                                                   | Don't know                                                 | 2     | 0.1%                         |
| 9                                                                                                                                                                   | Missing                                                    | 4     | 0.2%                         |
| Warning: these figures indicate the number of cases found in the data file. They cannot be interpreted as summary statistics of the population of interest.         |                                                            |       |                              |
| # fs302a06: 2.What kind of activities? (multiple selections possible)(6) Church activities                                                                          |                                                            |       |                              |
| Information                                                                                                                                                         | [Type= discrete] [Format=numeric] [Range= 0-9] [Missing=*] |       |                              |
| Statistics [NW/ W]                                                                                                                                                  | [Valid=1826 /-] [Invalid=0 /-]                             |       |                              |
| Value                                                                                                                                                               | Label                                                      | Cases | Percentage                   |
| 0                                                                                                                                                                   | Skip                                                       | 1070  | <div><div></div></div> 58.6% |
| 1                                                                                                                                                                   | Yes                                                        | 27    | <div><div></div></div> 1.5%  |
| 2                                                                                                                                                                   | No                                                         | 723   | <div><div></div></div> 39.6% |
| 7                                                                                                                                                                   | Don't know                                                 | 2     | 0.1%                         |
| 9                                                                                                                                                                   | Missing                                                    | 4     | 0.2%                         |
| Warning: these figures indicate the number of cases found in the data file. They cannot be interpreted as summary statistics of the population of interest.         |                                                            |       |                              |
| # fs302a07: 2.What kind of activities? (multiple selections possible)(7) Home economics, 4-H Club (youth development and agricultural extension program) activities |                                                            |       |                              |
| Information                                                                                                                                                         | [Type= discrete] [Format=numeric] [Range= 0-9] [Missing=*] |       |                              |
| Statistics [NW/ W]                                                                                                                                                  | [Valid=1826 /-] [Invalid=0 /-]                             |       |                              |
| Value                                                                                                                                                               | Label                                                      | Cases | Percentage                   |
| 0                                                                                                                                                                   | Skip                                                       | 1070  | <div><div></div></div> 58.6% |
| 1                                                                                                                                                                   | Yes                                                        | 12    | <div><div></div></div> 0.7%  |
| 2                                                                                                                                                                   | No                                                         | 738   | <div><div></div></div> 40.4% |
| 7                                                                                                                                                                   | Don't know                                                 | 2     | 0.1%                         |
| 9                                                                                                                                                                   | Missing                                                    | 4     | 0.2%                         |
| Warning: these figures indicate the number of cases found in the data file. They cannot be interpreted as summary statistics of the population of interest.         |                                                            |       |                              |
| # fs302a08: 2.What kind of activities? (multiple selections possible)(8) Exercise, fitness activities                                                               |                                                            |       |                              |
| Information                                                                                                                                                         | [Type= discrete] [Format=numeric] [Range= 0-9] [Missing=*] |       |                              |
| Statistics [NW/ W]                                                                                                                                                  | [Valid=1826 /-] [Invalid=0 /-]                             |       |                              |

| # fs302a08: 2.What kind of activities? (multiple selections possible)(8) Exercise, fitness activities                                                       |                                                            |       |                              |
|-------------------------------------------------------------------------------------------------------------------------------------------------------------|------------------------------------------------------------|-------|------------------------------|
| Value                                                                                                                                                       | Label                                                      | Cases | Percentage                   |
| 0                                                                                                                                                           | Skip                                                       | 1070  | <div><div></div></div> 58.6% |
| 1                                                                                                                                                           | Yes                                                        | 85    | <div><div></div></div> 4.7%  |
| 2                                                                                                                                                           | No                                                         | 665   | <div><div></div></div> 36.4% |
| 7                                                                                                                                                           | Don't know                                                 | 2     | 0.1%                         |
| 9                                                                                                                                                           | Missing                                                    | 4     | 0.2%                         |
| Warning: these figures indicate the number of cases found in the data file. They cannot be interpreted as summary statistics of the population of interest. |                                                            |       |                              |
| # fs302a09: 2.What kind of activities? (multiple selections possible)(9) Mountain climbing, or hiking                                                       |                                                            |       |                              |
| Information                                                                                                                                                 | [Type= discrete] [Format=numeric] [Range= 0-9] [Missing=*] |       |                              |
| Statistics [NW/ W]                                                                                                                                          | [Valid=1826 /-] [Invalid=0 /-]                             |       |                              |
| Value                                                                                                                                                       | Label                                                      | Cases | Percentage                   |
| 0                                                                                                                                                           | Skip                                                       | 1070  | <div><div></div></div> 58.6% |
| 1                                                                                                                                                           | Yes                                                        | 91    | <div><div></div></div> 5.0%  |
| 2                                                                                                                                                           | No                                                         | 659   | <div><div></div></div> 36.1% |
| 7                                                                                                                                                           | Don't know                                                 | 2     | 0.1%                         |
| 9                                                                                                                                                           | Missing                                                    | 4     | 0.2%                         |
| Warning: these figures indicate the number of cases found in the data file. They cannot be interpreted as summary statistics of the population of interest. |                                                            |       |                              |
| # fs302a10: 2.What kind of activities? (multiple selections possible)(10) Political rally or campaigns                                                      |                                                            |       |                              |
| Information                                                                                                                                                 | [Type= discrete] [Format=numeric] [Range= 0-9] [Missing=*] |       |                              |
| Statistics [NW/ W]                                                                                                                                          | [Valid=1826 /-] [Invalid=0 /-]                             |       |                              |
| Value                                                                                                                                                       | Label                                                      | Cases | Percentage                   |
| 0                                                                                                                                                           | Skip                                                       | 1070  | <div><div></div></div> 58.6% |
| 1                                                                                                                                                           | Yes                                                        | 15    | <div><div></div></div> 0.8%  |
| 2                                                                                                                                                           | No                                                         | 735   | <div><div></div></div> 40.3% |
| 7                                                                                                                                                           | Don't know                                                 | 2     | 0.1%                         |
| 9                                                                                                                                                           | Missing                                                    | 4     | 0.2%                         |
| Warning: these figures indicate the number of cases found in the data file. They cannot be interpreted as summary statistics of the population of interest. |                                                            |       |                              |
| # fs302a11: 2.What kind of activities? (multiple selections possible)(11) Information technology exhibition                                                 |                                                            |       |                              |
| Information                                                                                                                                                 | [Type= discrete] [Format=numeric] [Range= 0-9] [Missing=*] |       |                              |
| Statistics [NW/ W]                                                                                                                                          | [Valid=1826 /-] [Invalid=0 /-]                             |       |                              |
| Value                                                                                                                                                       | Label                                                      | Cases | Percentage                   |
| 0                                                                                                                                                           | Skip                                                       | 1070  | <div><div></div></div> 58.6% |
| 1                                                                                                                                                           | Yes                                                        | 70    | <div><div></div></div> 3.8%  |
| 2                                                                                                                                                           | No                                                         | 680   | <div><div></div></div> 37.2% |
| 7                                                                                                                                                           | Don't know                                                 | 2     | 0.1%                         |
| 9                                                                                                                                                           | Missing                                                    | 4     | 0.2%                         |
| Warning: these figures indicate the number of cases found in the data file. They cannot be interpreted as summary statistics of the population of interest. |                                                            |       |                              |
| # fs302a12: 2.What kind of activities? (multiple selections possible)(12) Book, art exhibition                                                              |                                                            |       |                              |
| Information                                                                                                                                                 | [Type= discrete] [Format=numeric] [Range= 0-9] [Missing=*] |       |                              |
| Statistics [NW/ W]                                                                                                                                          | [Valid=1826 /-] [Invalid=0 /-]                             |       |                              |
| Value                                                                                                                                                       | Label                                                      | Cases | Percentage                   |
| 0                                                                                                                                                           | Skip                                                       | 1070  | <div><div></div></div> 58.6% |
| 1                                                                                                                                                           | Yes                                                        | 47    | <div><div></div></div> 2.6%  |








| # fs302a12: 2.What kind of activities? (multiple selections possible)(12) Book, art exhibition                                                              |                                                            |       |                              |
|-------------------------------------------------------------------------------------------------------------------------------------------------------------|------------------------------------------------------------|-------|------------------------------|
| Value                                                                                                                                                       | Label                                                      | Cases | Percentage                   |
| 2                                                                                                                                                           | No                                                         | 703   | <div><div></div></div> 38.5% |
| 7                                                                                                                                                           | Don't know                                                 | 2     | 0.1%                         |
| 9                                                                                                                                                           | Missing                                                    | 4     | 0.2%                         |
| Warning: these figures indicate the number of cases found in the data file. They cannot be interpreted as summary statistics of the population of interest. |                                                            |       |                              |
| # fs302a13: 2.What kind of activities? (multiple selections possible)(13) Musical concert                                                                   |                                                            |       |                              |
| Information                                                                                                                                                 | [Type= discrete] [Format=numeric] [Range= 0-9] [Missing=*] |       |                              |
| Statistics [NW/ W]                                                                                                                                          | [Valid=1826 /-] [Invalid=0 /-]                             |       |                              |
| Value                                                                                                                                                       | Label                                                      | Cases | Percentage                   |
| 0                                                                                                                                                           | Skip                                                       | 1070  | <div><div></div></div> 58.6% |
| 1                                                                                                                                                           | Yes                                                        | 75    | <div><div></div></div> 4.1%  |
| 2                                                                                                                                                           | No                                                         | 675   | <div><div></div></div> 37.0% |
| 7                                                                                                                                                           | Don't know                                                 | 2     | 0.1%                         |
| 9                                                                                                                                                           | Missing                                                    | 4     | 0.2%                         |
| Warning: these figures indicate the number of cases found in the data file. They cannot be interpreted as summary statistics of the population of interest. |                                                            |       |                              |
| # fs302a14: 2.What kind of activities? (multiple selections possible)(14) Ball (prom)                                                                       |                                                            |       |                              |
| Information                                                                                                                                                 | [Type= discrete] [Format=numeric] [Range= 0-9] [Missing=*] |       |                              |
| Statistics [NW/ W]                                                                                                                                          | [Valid=1826 /-] [Invalid=0 /-]                             |       |                              |
| Value                                                                                                                                                       | Label                                                      | Cases | Percentage                   |
| 0                                                                                                                                                           | Skip                                                       | 1070  | <div><div></div></div> 58.6% |
| 1                                                                                                                                                           | Yes                                                        | 31    | <div><div></div></div> 1.7%  |
| 2                                                                                                                                                           | No                                                         | 719   | <div><div></div></div> 39.4% |
| 7                                                                                                                                                           | Don't know                                                 | 2     | 0.1%                         |
| 9                                                                                                                                                           | Missing                                                    | 4     | 0.2%                         |
| Warning: these figures indicate the number of cases found in the data file. They cannot be interpreted as summary statistics of the population of interest. |                                                            |       |                              |
| # fs302a15: 2.What kind of activities? (multiple selections possible)(15) Other                                                                             |                                                            |       |                              |
| Information                                                                                                                                                 | [Type= discrete] [Format=numeric] [Range= 0-9] [Missing=*] |       |                              |
| Statistics [NW/ W]                                                                                                                                          | [Valid=1826 /-] [Invalid=0 /-]                             |       |                              |
| Value                                                                                                                                                       | Label                                                      | Cases | Percentage                   |
| 0                                                                                                                                                           | Skip                                                       | 1070  | <div><div></div></div> 58.6% |
| 1                                                                                                                                                           | Yes                                                        | 66    | <div><div></div></div> 3.6%  |
| 2                                                                                                                                                           | No                                                         | 684   | <div><div></div></div> 37.5% |
| 7                                                                                                                                                           | Don't know                                                 | 2     | 0.1%                         |
| 9                                                                                                                                                           | Missing                                                    | 4     | 0.2%                         |
| Warning: these figures indicate the number of cases found in the data file. They cannot be interpreted as summary statistics of the population of interest. |                                                            |       |                              |
| # fs303001: 3. Please rate from 1 to 7 on the following regarding your residence area(1) Very safe 7...6...5...4...3...2... 1 Very dangerous                |                                                            |       |                              |
| Information                                                                                                                                                 | [Type= discrete] [Format=numeric] [Range= 1-9] [Missing=*] |       |                              |
| Statistics [NW/ W]                                                                                                                                          | [Valid=1826 /-] [Invalid=0 /-]                             |       |                              |
| Value                                                                                                                                                       | Label                                                      | Cases | Percentage                   |
| 1                                                                                                                                                           | Very dangerous                                             | 26    | <div><div></div></div> 1.4%  |
| 2                                                                                                                                                           |                                                            | 28    | <div><div></div></div> 1.5%  |
| 3                                                                                                                                                           |                                                            | 127   | <div><div></div></div> 7.0%  |

# fs303001: 3. Please rate from 1 to 7 on the following regarding your residence area(1) Very safe 7...6...5...4...3...2...1 Very dangerous

| Value | Label     | Cases | Percentage                                                                                |
|-------|-----------|-------|-------------------------------------------------------------------------------------------|
| 4     |           | 530   |  29.0% |
| 5     |           | 504   |  27.6% |
| 6     |           | 339   |  18.6% |
| 7     | Very safe | 270   |  14.8% |
| 9     | Missing   | 2     | 0.1%                                                                                      |








Warning: these figures indicate the number of cases found in the data file. They cannot be interpreted as summary statistics of the population of interest.

# fs303002: 3. Please rate from 1 to 7 on the following regarding your residence area(2) Very clean 7...6...5...4...3...2...1 Very dirty

| Information        | [Type= discrete] [Format=numeric] [Range= 1-9] [Missing=*] |       |                                                                                           |
|--------------------|------------------------------------------------------------|-------|-------------------------------------------------------------------------------------------|
| Statistics [NW/ W] | [Valid=1826 /-] [Invalid=0 /-]                             |       |                                                                                           |
| Value              | Label                                                      | Cases | Percentage                                                                                |
| 1                  | Very dirty                                                 | 33    |  1.8%  |
| 2                  |                                                            | 51    |  2.8%  |
| 3                  |                                                            | 222   |  12.2% |
| 4                  |                                                            | 593   |  32.5% |
| 5                  |                                                            | 479   |  26.2% |
| 6                  |                                                            | 271   |  14.8% |
| 7                  | Very clean                                                 | 176   |  9.6%  |
| 9                  | Missing                                                    | 1     | 0.1%                                                                                      |




Warning: these figures indicate the number of cases found in the data file. They cannot be interpreted as summary statistics of the population of interest.

# fs303003: 3. Please rate from 1 to 7 on the following regarding your residence area(3) Perfect for raising children 7...6...5...4...3...2...1 Unsuitable for raising children

| Information        | [Type= discrete] [Format=numeric] [Range= 1-9] [Missing=*] |       |                                                                                             |
|--------------------|------------------------------------------------------------|-------|---------------------------------------------------------------------------------------------|
| Statistics [NW/ W] | [Valid=1826 /-] [Invalid=0 /-]                             |       |                                                                                             |
| Value              | Label                                                      | Cases | Percentage                                                                                  |
| 1                  | Unsuitable for raising children                            | 48    |  2.6%  |
| 2                  |                                                            | 68    |  3.7%  |
| 3                  |                                                            | 170   |  9.3%  |
| 4                  |                                                            | 525   |  28.8% |
| 5                  |                                                            | 464   |  25.4% |
| 6                  |                                                            | 312   |  17.1% |
| 7                  | Perfect for raising children                               | 237   |  13.0% |
| 9                  | Missing                                                    | 2     | 0.1%                                                                                        |

Warning: these figures indicate the number of cases found in the data file. They cannot be interpreted as summary statistics of the population of interest.

# fs303004: 3. Please rate from 1 to 7 on the following regarding your residence area(4) Very convenient 7...6...5...4...3...2...1 Very inconvenient





| Information        | [Type= discrete] [Format=numeric] [Range= 1-9] [Missing=*] |       |                                                                                            |
|--------------------|------------------------------------------------------------|-------|--------------------------------------------------------------------------------------------|
| Statistics [NW/ W] | [Valid=1826 /-] [Invalid=0 /-]                             |       |                                                                                            |
| Value              | Label                                                      | Cases | Percentage                                                                                 |
| 1                  | Very inconvenient                                          | 60    |  3.3% |
| 2                  |                                                            | 61    |  3.3% |
| 3                  |                                                            | 161   |  8.8% |

# fs303004: 3. Please rate from 1 to 7 on the following regarding your residence area(4) Very convenient 7...6...5...4...3...2...1 Very inconvenient

| Value | Label           | Cases | Percentage                                                                                |
|-------|-----------------|-------|-------------------------------------------------------------------------------------------|
| 4     |                 | 347   |  19.0% |
| 5     |                 | 408   |  22.3% |
| 6     |                 | 408   |  22.3% |
| 7     | Very convenient | 380   |  20.8% |
| 9     | Missing         | 1     | 0.1%                                                                                      |

Warning: these figures indicate the number of cases found in the data file. They cannot be interpreted as summary statistics of the population of interest.

# fs304000: 4. Generally speaking, do you feel that your neighborhood is a friendly resident area?

| Information        | [Type= discrete] [Format=numeric] [Range= 1-9] [Missing=*] |       |                                                                                           |
|--------------------|------------------------------------------------------------|-------|-------------------------------------------------------------------------------------------|
| Statistics [NW/ W] | [Valid=1826 /-] [Invalid=0 /-]                             |       |                                                                                           |
| Value              | Label                                                      | Cases | Percentage                                                                                |
| 1                  | Often                                                      | 260   |  14.2% |
| 2                  | Sometimes                                                  | 915   |  50.1% |
| 3                  | Seldom                                                     | 555   |  30.4% |
| 4                  | Never                                                      | 96    |  5.3%  |
| 9                  | Missing                                                    | 0     |                                                                                           |

Warning: these figures indicate the number of cases found in the data file. They cannot be interpreted as summary statistics of the population of interest.

| # fs305000: 5. Do you play with or do other activities with the other children in your neighborhood?                                                        |                                                  |                                                            |                        |       |
|-------------------------------------------------------------------------------------------------------------------------------------------------------------|--------------------------------------------------|------------------------------------------------------------|------------------------|-------|
| Information                                                                                                                                                 |                                                  | [Type= discrete] [Format=numeric] [Range= 1-9] [Missing=*] |                        |       |
| Statistics [NW/ W]                                                                                                                                          |                                                  | [Valid=1826 /-] [Invalid=0 /-]                             |                        |       |
| Value                                                                                                                                                       | Label                                            | Cases                                                      | Percentage             |       |
| 1                                                                                                                                                           | Often                                            | 58                                                         | <div><div></div></div> | 3.2%  |
| 2                                                                                                                                                           | Sometimes                                        | 246                                                        | <div><div></div></div> | 13.5% |
| 3                                                                                                                                                           | Seldom                                           | 810                                                        | <div><div></div></div> | 44.4% |
| 4                                                                                                                                                           | Never                                            | 712                                                        | <div><div></div></div> | 39.0% |
| 9                                                                                                                                                           | Missing                                          | 0                                                          |                        |       |
| Warning: these figures indicate the number of cases found in the data file. They cannot be interpreted as summary statistics of the population of interest. |                                                  |                                                            |                        |       |
| # fs306000: 6. Does your family play with or do other activities with other families in your neighborhood?                                                  |                                                  |                                                            |                        |       |
| Information                                                                                                                                                 |                                                  | [Type= discrete] [Format=numeric] [Range= 1-9] [Missing=*] |                        |       |
| Statistics [NW/ W]                                                                                                                                          |                                                  | [Valid=1826 /-] [Invalid=0 /-]                             |                        |       |
| Value                                                                                                                                                       | Label                                            | Cases                                                      | Percentage             |       |
| 1                                                                                                                                                           | Often                                            | 67                                                         | <div><div></div></div> | 3.7%  |
| 2                                                                                                                                                           | Sometimes                                        | 283                                                        | <div><div></div></div> | 15.5% |
| 3                                                                                                                                                           | Seldom                                           | 821                                                        | <div><div></div></div> | 45.0% |
| 4                                                                                                                                                           | Never                                            | 655                                                        | <div><div></div></div> | 35.9% |
| 9                                                                                                                                                           | Missing                                          | 0                                                          |                        |       |
| Warning: these figures indicate the number of cases found in the data file. They cannot be interpreted as summary statistics of the population of interest. |                                                  |                                                            |                        |       |
| # fs307001: 7. Do you have the following plans in the future?(1) Leave (Taipei county/city or Yi-Lan county) for studies in another county/city             |                                                  |                                                            |                        |       |
| Information                                                                                                                                                 |                                                  | [Type= discrete] [Format=numeric] [Range= 1-9] [Missing=*] |                        |       |
| Statistics [NW/ W]                                                                                                                                          |                                                  | [Valid=1826 /-] [Invalid=0 /-]                             |                        |       |
| Value                                                                                                                                                       | Label                                            | Cases                                                      | Percentage             |       |
| 1                                                                                                                                                           | Yes                                              | 979                                                        | <div><div></div></div> | 53.6% |
| 2                                                                                                                                                           | No                                               | 821                                                        | <div><div></div></div> | 45.0% |
| 3                                                                                                                                                           | Already in another county/city, China, or abroad | 26                                                         | <div><div></div></div> | 1.4%  |
| 9                                                                                                                                                           | Missing                                          | 0                                                          |                        |       |
| Warning: these figures indicate the number of cases found in the data file. They cannot be interpreted as summary statistics of the population of interest. |                                                  |                                                            |                        |       |
| # fs307002: 7. Do you have the following plans in the future?(2) Leave (Taipei county/city or Yi-Lan county) for work in another county/city                |                                                  |                                                            |                        |       |
| Information                                                                                                                                                 |                                                  | [Type= discrete] [Format=numeric] [Range= 1-9] [Missing=*] |                        |       |
| Statistics [NW/ W]                                                                                                                                          |                                                  | [Valid=1826 /-] [Invalid=0 /-]                             |                        |       |
| Value                                                                                                                                                       | Label                                            | Cases                                                      | Percentage             |       |
| 1                                                                                                                                                           | Yes                                              | 621                                                        | <div><div></div></div> | 34.0% |
| 2                                                                                                                                                           | No                                               | 1194                                                       | <div><div></div></div> | 65.4% |
| 3                                                                                                                                                           | Already in another county/city, China, or abroad | 11                                                         | <div><div></div></div> | 0.6%  |
| 9                                                                                                                                                           | Missing                                          | 0                                                          |                        |       |
| Warning: these figures indicate the number of cases found in the data file. They cannot be interpreted as summary statistics of the population of interest. |                                                  |                                                            |                        |       |
| # fs307003: 7. Do you have the following plans in the future?(3) Study in China                                                                             |                                                  |                                                            |                        |       |
| Information                                                                                                                                                 |                                                  | [Type= discrete] [Format=numeric] [Range= 1-9] [Missing=*] |                        |       |
| Statistics [NW/ W]                                                                                                                                          |                                                  | [Valid=1826 /-] [Invalid=0 /-]                             |                        |       |

| # fs307003: 7. Do you have the following plans in the future?(3) Study in China                                                                             |                                                            |       |                              |
|-------------------------------------------------------------------------------------------------------------------------------------------------------------|------------------------------------------------------------|-------|------------------------------|
| Value                                                                                                                                                       | Label                                                      | Cases | Percentage                   |
| 1                                                                                                                                                           | Yes                                                        | 88    | <div><div></div></div> 4.8%  |
| 2                                                                                                                                                           | No                                                         | 1732  | <div><div></div></div> 94.9% |
| 3                                                                                                                                                           | Already in another county/city, China, or abroad           | 5     | 0.3%                         |
| 9                                                                                                                                                           | Missing                                                    | 1     | 0.1%                         |
| Warning: these figures indicate the number of cases found in the data file. They cannot be interpreted as summary statistics of the population of interest. |                                                            |       |                              |
| # fs307004: 7. Do you have the following plans in the future?(4) Work in China                                                                              |                                                            |       |                              |
| Information                                                                                                                                                 | [Type= discrete] [Format=numeric] [Range= 1-9] [Missing=*] |       |                              |
| Statistics [NW/ W]                                                                                                                                          | [Valid=1826 /-] [Invalid=0 /-]                             |       |                              |
| Value                                                                                                                                                       | Label                                                      | Cases | Percentage                   |
| 1                                                                                                                                                           | Yes                                                        | 97    | <div><div></div></div> 5.3%  |
| 2                                                                                                                                                           | No                                                         | 1724  | <div><div></div></div> 94.4% |
| 3                                                                                                                                                           | Already in another county/city, China, or abroad           | 5     | 0.3%                         |
| 9                                                                                                                                                           | Missing                                                    | 0     |                              |
| Warning: these figures indicate the number of cases found in the data file. They cannot be interpreted as summary statistics of the population of interest. |                                                            |       |                              |
| # fs307005: 7. Do you have the following plans in the future?(5) Study abroad                                                                               |                                                            |       |                              |
| Information                                                                                                                                                 | [Type= discrete] [Format=numeric] [Range= 1-9] [Missing=*] |       |                              |
| Statistics [NW/ W]                                                                                                                                          | [Valid=1826 /-] [Invalid=0 /-]                             |       |                              |
| Value                                                                                                                                                       | Label                                                      | Cases | Percentage                   |
| 1                                                                                                                                                           | Yes                                                        | 871   | <div><div></div></div> 47.7% |
| 2                                                                                                                                                           | No                                                         | 949   | <div><div></div></div> 52.0% |
| 3                                                                                                                                                           | Already in another county/city, China, or abroad           | 5     | 0.3%                         |
| 9                                                                                                                                                           | Missing                                                    | 1     | 0.1%                         |
| Warning: these figures indicate the number of cases found in the data file. They cannot be interpreted as summary statistics of the population of interest. |                                                            |       |                              |
| # fs307006: 7. Do you have the following plans in the future?(6) Work abroad                                                                                |                                                            |       |                              |
| Information                                                                                                                                                 | [Type= discrete] [Format=numeric] [Range= 1-9] [Missing=*] |       |                              |
| Statistics [NW/ W]                                                                                                                                          | [Valid=1826 /-] [Invalid=0 /-]                             |       |                              |
| Value                                                                                                                                                       | Label                                                      | Cases | Percentage                   |
| 1                                                                                                                                                           | Yes                                                        | 561   | <div><div></div></div> 30.7% |
| 2                                                                                                                                                           | No                                                         | 1261  | <div><div></div></div> 69.1% |
| 3                                                                                                                                                           | Already in another county/city, China, or abroad           | 4     | 0.2%                         |
| 9                                                                                                                                                           | Missing                                                    | 0     |                              |
| Warning: these figures indicate the number of cases found in the data file. They cannot be interpreted as summary statistics of the population of interest. |                                                            |       |                              |
| # fs308000: 8. Generally speaking, do you like the area (and the community) that you live in?                                                               |                                                            |       |                              |
| Information                                                                                                                                                 | [Type= discrete] [Format=numeric] [Range= 1-9] [Missing=*] |       |                              |
| Statistics [NW/ W]                                                                                                                                          | [Valid=1826 /-] [Invalid=0 /-]                             |       |                              |
| Value                                                                                                                                                       | Label                                                      | Cases | Percentage                   |
| 1                                                                                                                                                           | Like very much                                             | 157   | <div><div></div></div> 8.6%  |
| 2                                                                                                                                                           | Like                                                       | 1281  | <div><div></div></div> 70.2% |
| 3                                                                                                                                                           | Dislike                                                    | 255   | <div><div></div></div> 14.0% |
| 4                                                                                                                                                           | Dislike very much                                          | 27    | <div><div></div></div> 1.5%  |
| 5                                                                                                                                                           | Does not matter                                            | 106   | <div><div></div></div> 5.8%  |
| 9                                                                                                                                                           | Missing                                                    | 0     |                              |



|                                                                                                                                                                                                                                                     |                                                            |       |            |
|-----------------------------------------------------------------------------------------------------------------------------------------------------------------------------------------------------------------------------------------------------|------------------------------------------------------------|-------|------------|
| # fs308000: 8. Generally speaking, do you like the area (and the community) that you live in?                                                                                                                                                       |                                                            |       |            |
| Warning: these figures indicate the number of cases found in the data file. They cannot be interpreted as summary statistics of the population of interest.                                                                                         |                                                            |       |            |
| # fs309000: 9. If you have to move away from your current community/residence area, will you miss the place?                                                                                                                                        |                                                            |       |            |
| Information                                                                                                                                                                                                                                         | [Type= discrete] [Format=numeric] [Range= 1-9] [Missing=*] |       |            |
| Statistics [NW/ W]                                                                                                                                                                                                                                  | [Valid=1826 /-] [Invalid=0 /-]                             |       |            |
| Value                                                                                                                                                                                                                                               | Label                                                      | Cases | Percentage |
| 1                                                                                                                                                                                                                                                   | Definitely will                                            | 507   | 27.8%      |
| 2                                                                                                                                                                                                                                                   | Probably will                                              | 994   | 54.4%      |
| 3                                                                                                                                                                                                                                                   | Probably won not                                           | 280   | 15.3%      |
| 4                                                                                                                                                                                                                                                   | Definitely won not                                         | 45    | 2.5%       |
| 9                                                                                                                                                                                                                                                   | Missing                                                    | 0     |            |
| Warning: these figures indicate the number of cases found in the data file. They cannot be interpreted as summary statistics of the population of interest.                                                                                         |                                                            |       |            |
| # fs310000: 10. Generally speaking, are you satisfied with your current community/neighborhood?                                                                                                                                                     |                                                            |       |            |
| Information                                                                                                                                                                                                                                         | [Type= discrete] [Format=numeric] [Range= 1-9] [Missing=*] |       |            |
| Statistics [NW/ W]                                                                                                                                                                                                                                  | [Valid=1826 /-] [Invalid=0 /-]                             |       |            |
| Value                                                                                                                                                                                                                                               | Label                                                      | Cases | Percentage |
| 1                                                                                                                                                                                                                                                   | Very satisfied                                             | 208   | 11.4%      |
| 2                                                                                                                                                                                                                                                   | Somewhat satisfied                                         | 1368  | 74.9%      |
| 3                                                                                                                                                                                                                                                   | Somewhat dissatisfied                                      | 224   | 12.3%      |
| 4                                                                                                                                                                                                                                                   | Very dissatisfied                                          | 26    | 1.4%       |
| 9                                                                                                                                                                                                                                                   | Missing                                                    | 0     |            |
| Warning: these figures indicate the number of cases found in the data file. They cannot be interpreted as summary statistics of the population of interest.                                                                                         |                                                            |       |            |
| # fs311000: 11. In a typical day, how many people do you usually interact with? (one-to-one contact with acquaintances or strangers is included, such as nodding, greeting, talking, meeting up, calling, writing letter, and through the internet) |                                                            |       |            |
| Information                                                                                                                                                                                                                                         | [Type= discrete] [Format=numeric] [Range= 1-9] [Missing=*] |       |            |
| Statistics [NW/ W]                                                                                                                                                                                                                                  | [Valid=1826 /-] [Invalid=0 /-]                             |       |            |
| Value                                                                                                                                                                                                                                               | Label                                                      | Cases | Percentage |
| 1                                                                                                                                                                                                                                                   | 0~4                                                        | 148   | 8.1%       |
| 2                                                                                                                                                                                                                                                   | 5~9                                                        | 230   | 12.6%      |
| 3                                                                                                                                                                                                                                                   | 10~19                                                      | 385   | 21.1%      |
| 4                                                                                                                                                                                                                                                   | 20~49                                                      | 587   | 32.1%      |
| 5                                                                                                                                                                                                                                                   | 50~99                                                      | 355   | 19.4%      |
| 6                                                                                                                                                                                                                                                   | 100 or more                                                | 121   | 6.6%       |
| 9                                                                                                                                                                                                                                                   | Missing                                                    | 0     |            |
| Warning: these figures indicate the number of cases found in the data file. They cannot be interpreted as summary statistics of the population of interest.                                                                                         |                                                            |       |            |
| # fs311a00: 11.How many of your neighbor are your (current and old) teachers or classmates?                                                                                                                                                         |                                                            |       |            |
| Information                                                                                                                                                                                                                                         | [Type= discrete] [Format=numeric] [Range= 1-9] [Missing=*] |       |            |
| Statistics [NW/ W]                                                                                                                                                                                                                                  | [Valid=1826 /-] [Invalid=0 /-]                             |       |            |
| Value                                                                                                                                                                                                                                               | Label                                                      | Cases | Percentage |
| 1                                                                                                                                                                                                                                                   | Almost all                                                 | 315   | 17.3%      |
| 2                                                                                                                                                                                                                                                   | Most of them                                               | 793   | 43.4%      |
| 3                                                                                                                                                                                                                                                   | About half of them                                         | 414   | 22.7%      |
| 4                                                                                                                                                                                                                                                   | Very few of them                                           | 193   | 10.6%      |
| 5                                                                                                                                                                                                                                                   | Almost none                                                | 110   | 6.0%       |

|                                                                                                                                                                                                                                                |                                                            |              |                                                                                             |
|------------------------------------------------------------------------------------------------------------------------------------------------------------------------------------------------------------------------------------------------|------------------------------------------------------------|--------------|---------------------------------------------------------------------------------------------|
| # fs311a00: 11.How many of your neighbor are your (current and old) teachers or classmates?                                                                                                                                                    |                                                            |              |                                                                                             |
| <b>Value</b>                                                                                                                                                                                                                                   | <b>Label</b>                                               | <b>Cases</b> | <b>Percentage</b>                                                                           |
| 9                                                                                                                                                                                                                                              | Missing                                                    | 1            | 0.1%                                                                                        |
| Warning: these figures indicate the number of cases found in the data file. They cannot be interpreted as summary statistics of the population of interest.                                                                                    |                                                            |              |                                                                                             |
| # fs401001: 1. How much do you agree with the following statements regarding gender roles and family values?(1) It will be disadvantageous for preschool children if their mother goes out to work                                             |                                                            |              |                                                                                             |
| <b>Information</b>                                                                                                                                                                                                                             | [Type= discrete] [Format=numeric] [Range= 1-9] [Missing=*] |              |                                                                                             |
| <b>Statistics [NW/ W]</b>                                                                                                                                                                                                                      | [Valid=1826 /-] [Invalid=0 /-]                             |              |                                                                                             |
| <b>Value</b>                                                                                                                                                                                                                                   | <b>Label</b>                                               | <b>Cases</b> | <b>Percentage</b>                                                                           |
| 1                                                                                                                                                                                                                                              | Strongly agree                                             | 122          |  6.7%    |
| 2                                                                                                                                                                                                                                              | Agree                                                      | 758          |  41.5%   |
| 3                                                                                                                                                                                                                                              | Disagree                                                   | 838          |  45.9%   |
| 4                                                                                                                                                                                                                                              | Strongly disagree                                          | 107          |  5.9%    |
| 9                                                                                                                                                                                                                                              | Missing                                                    | 1            | 0.1%                                                                                        |
| Warning: these figures indicate the number of cases found in the data file. They cannot be interpreted as summary statistics of the population of interest.                                                                                    |                                                            |              |                                                                                             |
| # fs401002: 1. How much do you agree with the following statements regarding gender roles and family values?(2) A husband's responsibility is to earn money to support the family while a wife's responsibility is to take care of the family. |                                                            |              |                                                                                             |
| <b>Information</b>                                                                                                                                                                                                                             | [Type= discrete] [Format=numeric] [Range= 1-9] [Missing=*] |              |                                                                                             |
| <b>Statistics [NW/ W]</b>                                                                                                                                                                                                                      | [Valid=1826 /-] [Invalid=0 /-]                             |              |                                                                                             |
| <b>Value</b>                                                                                                                                                                                                                                   | <b>Label</b>                                               | <b>Cases</b> | <b>Percentage</b>                                                                           |
| 1                                                                                                                                                                                                                                              | Strongly agree                                             | 62           |  3.4%   |
| 2                                                                                                                                                                                                                                              | Agree                                                      | 398          |  21.8% |
| 3                                                                                                                                                                                                                                              | Disagree                                                   | 1018         |  55.8% |
| 4                                                                                                                                                                                                                                              | Strongly disagree                                          | 348          |  19.1% |
| 9                                                                                                                                                                                                                                              | Missing                                                    | 0            |                                                                                             |
| Warning: these figures indicate the number of cases found in the data file. They cannot be interpreted as summary statistics of the population of interest.                                                                                    |                                                            |              |                                                                                             |
| # fs401003: 1. How much do you agree with the following statements regarding gender roles and family values?(3) If a conflict arises between work and family, wives should prioritize family over work                                         |                                                            |              |                                                                                             |
| <b>Information</b>                                                                                                                                                                                                                             | [Type= discrete] [Format=numeric] [Range= 1-9] [Missing=*] |              |                                                                                             |
| <b>Statistics [NW/ W]</b>                                                                                                                                                                                                                      | [Valid=1826 /-] [Invalid=0 /-]                             |              |                                                                                             |
| <b>Value</b>                                                                                                                                                                                                                                   | <b>Label</b>                                               | <b>Cases</b> | <b>Percentage</b>                                                                           |
| 1                                                                                                                                                                                                                                              | Strongly agree                                             | 75           |  4.1%  |
| 2                                                                                                                                                                                                                                              | Agree                                                      | 786          |  43.0% |
| 3                                                                                                                                                                                                                                              | Disagree                                                   | 744          |  40.7% |
| 4                                                                                                                                                                                                                                              | Strongly disagree                                          | 220          |  12.0% |
| 9                                                                                                                                                                                                                                              | Missing                                                    | 1            | 0.1%                                                                                        |
| Warning: these figures indicate the number of cases found in the data file. They cannot be interpreted as summary statistics of the population of interest.                                                                                    |                                                            |              |                                                                                             |
| # fs401004: 1. How much do you agree with the following statements regarding gender roles and family values?(4) Marriage is an important stage of life                                                                                         |                                                            |              |                                                                                             |
| <b>Information</b>                                                                                                                                                                                                                             | [Type= discrete] [Format=numeric] [Range= 1-9] [Missing=*] |              |                                                                                             |
| <b>Statistics [NW/ W]</b>                                                                                                                                                                                                                      | [Valid=1826 /-] [Invalid=0 /-]                             |              |                                                                                             |
| <b>Value</b>                                                                                                                                                                                                                                   | <b>Label</b>                                               | <b>Cases</b> | <b>Percentage</b>                                                                           |
| 1                                                                                                                                                                                                                                              | Strongly agree                                             | 328          |  18.0% |
| 2                                                                                                                                                                                                                                              | Agree                                                      | 985          |  53.9% |





**# fs401004: 1. How much do you agree with the following statements regarding gender roles and family values?(4)**  
**Marriage is an important stage of life**

| Value | Label             | Cases | Percentage                                                                                |
|-------|-------------------|-------|-------------------------------------------------------------------------------------------|
| 3     | Disagree          | 417   |  22.8% |
| 4     | Strongly disagree | 94    |  5.1%  |
| 9     | Missing           | 2     | 0.1%                                                                                      |

*Warning: these figures indicate the number of cases found in the data file. They cannot be interpreted as summary statistics of the population of interest.*

**# fs401005: 1. How much do you agree with the following statements regarding gender roles and family values?(5)**  
**Children is necessary for having a complete family**





|                           |                                                            |
|---------------------------|------------------------------------------------------------|
| <b>Information</b>        | [Type= discrete] [Format=numeric] [Range= 1-9] [Missing=*] |
| <b>Statistics [NW/ W]</b> | [Valid=1826 /-] [Invalid=0 /-]                             |

| Value | Label             | Cases | Percentage                                                                                |
|-------|-------------------|-------|-------------------------------------------------------------------------------------------|
| 1     | Strongly agree    | 157   |  8.6%  |
| 2     | Agree             | 723   |  39.6% |
| 3     | Disagree          | 798   |  43.7% |
| 4     | Strongly disagree | 147   |  8.1%  |
| 9     | Missing           | 1     | 0.1%                                                                                      |

*Warning: these figures indicate the number of cases found in the data file. They cannot be interpreted as summary statistics of the population of interest.*

**# fs401006: 1. How much do you agree with the following statements regarding gender roles and family values?(6)**  
**When one's parents get old, it is his/her responsibility to take care of them.**





|                           |                                                            |
|---------------------------|------------------------------------------------------------|
| <b>Information</b>        | [Type= discrete] [Format=numeric] [Range= 1-9] [Missing=*] |
| <b>Statistics [NW/ W]</b> | [Valid=1826 /-] [Invalid=0 /-]                             |

| Value | Label             | Cases | Percentage                                                                                  |
|-------|-------------------|-------|---------------------------------------------------------------------------------------------|
| 1     | Strongly agree    | 894   |  49.0% |
| 2     | Agree             | 827   |  45.3% |
| 3     | Disagree          | 95    |  5.2%  |
| 4     | Strongly disagree | 9     |  0.5%  |
| 9     | Missing           | 1     | 0.1%                                                                                        |

*Warning: these figures indicate the number of cases found in the data file. They cannot be interpreted as summary statistics of the population of interest.*

**# fs402001: 2. If somebody of your age does the following things, do you think he/she is wrong?(1) Cheating in exam**

|                           |                                                            |
|---------------------------|------------------------------------------------------------|
| <b>Information</b>        | [Type= discrete] [Format=numeric] [Range= 1-9] [Missing=*] |
| <b>Statistics [NW/ W]</b> | [Valid=1826 /-] [Invalid=0 /-]                             |

| Value | Label            | Cases | Percentage                                                                                  |
|-------|------------------|-------|---------------------------------------------------------------------------------------------|
| 1     | Not wrong        | 38    |  2.1%  |
| 2     | A little wrong   | 429   |  23.5% |
| 3     | Definitely wrong | 1160  |  63.5% |
| 4     | No comment       | 199   |  10.9% |
| 9     | Missing          | 0     |                                                                                             |


*Warning: these figures indicate the number of cases found in the data file. They cannot be interpreted as summary statistics of the population of interest.*

**# fs402002: 2. If somebody of your age does the following things, do you think he/she is wrong?(2) Skipping class/school**

|                           |                                                            |
|---------------------------|------------------------------------------------------------|
| <b>Information</b>        | [Type= discrete] [Format=numeric] [Range= 1-9] [Missing=*] |
| <b>Statistics [NW/ W]</b> | [Valid=1826 /-] [Invalid=0 /-]                             |

| Value | Label     | Cases | Percentage                                                                                 |
|-------|-----------|-------|--------------------------------------------------------------------------------------------|
| 1     | Not wrong | 48    |  2.6% |





**# fs402002: 2. If somebody of your age does the following things, do you think he/she is wrong?(2) Skipping class/school**

| Value | Label            | Cases | Percentage                                                                                |
|-------|------------------|-------|-------------------------------------------------------------------------------------------|
| 2     | A little wrong   | 284   |  15.6% |
| 3     | Definitely wrong | 1309  |  71.7% |
| 4     | No comment       | 185   |  10.1% |
| 9     | Missing          | 0     |                                                                                           |

*Warning: these figures indicate the number of cases found in the data file. They cannot be interpreted as summary statistics of the population of interest.*

**# fs402003: 2. If somebody of your age does the following things, do you think he/she is wrong?(3) Fighting**





|                           |                                                            |
|---------------------------|------------------------------------------------------------|
| <b>Information</b>        | [Type= discrete] [Format=numeric] [Range= 1-9] [Missing=*] |
| <b>Statistics [NW/ W]</b> | [Valid=1826 /-] [Invalid=0 /-]                             |

| Value | Label            | Cases | Percentage                                                                                |
|-------|------------------|-------|-------------------------------------------------------------------------------------------|
| 1     | Not wrong        | 22    |  1.2%  |
| 2     | A little wrong   | 250   |  13.7% |
| 3     | Definitely wrong | 1406  |  77.0% |
| 4     | No comment       | 148   |  8.1%  |
| 9     | Missing          | 0     |                                                                                           |

*Warning: these figures indicate the number of cases found in the data file. They cannot be interpreted as summary statistics of the population of interest.*

**# fs402004: 2. If somebody of your age does the following things, do you think he/she is wrong?(4) Smoke**





|                           |                                                            |
|---------------------------|------------------------------------------------------------|
| <b>Information</b>        | [Type= discrete] [Format=numeric] [Range= 1-9] [Missing=*] |
| <b>Statistics [NW/ W]</b> | [Valid=1826 /-] [Invalid=0 /-]                             |

| Value | Label            | Cases | Percentage                                                                                  |
|-------|------------------|-------|---------------------------------------------------------------------------------------------|
| 1     | Not wrong        | 133   |  7.3%  |
| 2     | A little wrong   | 330   |  18.1% |
| 3     | Definitely wrong | 1123  |  61.5% |
| 4     | No comment       | 240   |  13.1% |
| 9     | Missing          | 0     |                                                                                             |

*Warning: these figures indicate the number of cases found in the data file. They cannot be interpreted as summary statistics of the population of interest.*

**# fs402005: 2. If somebody of your age does the following things, do you think he/she is wrong?(5) Drinking alcohol**


|                           |                                                            |
|---------------------------|------------------------------------------------------------|
| <b>Information</b>        | [Type= discrete] [Format=numeric] [Range= 1-9] [Missing=*] |
| <b>Statistics [NW/ W]</b> | [Valid=1826 /-] [Invalid=0 /-]                             |

| Value | Label            | Cases | Percentage                                                                                  |
|-------|------------------|-------|---------------------------------------------------------------------------------------------|
| 1     | Not wrong        | 196   |  10.7% |
| 2     | A little wrong   | 421   |  23.1% |
| 3     | Definitely wrong | 927   |  50.8% |
| 4     | No comment       | 282   |  15.4% |
| 9     | Missing          | 0     |                                                                                             |

*Warning: these figures indicate the number of cases found in the data file. They cannot be interpreted as summary statistics of the population of interest.*

**# fs402006: 2. If somebody of your age does the following things, do you think he/she is wrong?(6) Lying**

|                           |                                                            |
|---------------------------|------------------------------------------------------------|
| <b>Information</b>        | [Type= discrete] [Format=numeric] [Range= 1-9] [Missing=*] |
| <b>Statistics [NW/ W]</b> | [Valid=1826 /-] [Invalid=0 /-]                             |

| Value | Label          | Cases | Percentage                                                                                  |
|-------|----------------|-------|---------------------------------------------------------------------------------------------|
| 1     | Not wrong      | 48    |  2.6%  |
| 2     | A little wrong | 707   |  38.7% |

| # fs402006: 2. If somebody of your age does the following things, do you think he/she is wrong?(6) Lying                                                    |                                                            |       |                              |
|-------------------------------------------------------------------------------------------------------------------------------------------------------------|------------------------------------------------------------|-------|------------------------------|
| Value                                                                                                                                                       | Label                                                      | Cases | Percentage                   |
| 3                                                                                                                                                           | Definitely wrong                                           | 861   | <div><div></div></div> 47.2% |
| 4                                                                                                                                                           | No comment                                                 | 210   | <div><div></div></div> 11.5% |
| 9                                                                                                                                                           | Missing                                                    | 0     |                              |
| Warning: these figures indicate the number of cases found in the data file. They cannot be interpreted as summary statistics of the population of interest. |                                                            |       |                              |
| # fs402007: 2. If somebody of your age does the following things, do you think he/she is wrong?(7) Driving motorcycle or car without license                |                                                            |       |                              |
| Information                                                                                                                                                 | [Type= discrete] [Format=numeric] [Range= 1-9] [Missing=*] |       |                              |
| Statistics [NW/ W]                                                                                                                                          | [Valid=1826 /-] [Invalid=0 /-]                             |       |                              |
| Value                                                                                                                                                       | Label                                                      | Cases | Percentage                   |
| 1                                                                                                                                                           | Not wrong                                                  | 81    | <div><div></div></div> 4.4%  |
| 2                                                                                                                                                           | A little wrong                                             | 534   | <div><div></div></div> 29.2% |
| 3                                                                                                                                                           | Definitely wrong                                           | 967   | <div><div></div></div> 53.0% |
| 4                                                                                                                                                           | No comment                                                 | 244   | <div><div></div></div> 13.4% |
| 9                                                                                                                                                           | Missing                                                    | 0     |                              |
| Warning: these figures indicate the number of cases found in the data file. They cannot be interpreted as summary statistics of the population of interest. |                                                            |       |                              |
| # fs402008: 2. If somebody of your age does the following things, do you think he/she is wrong?(8) Using pirated software                                   |                                                            |       |                              |
| Information                                                                                                                                                 | [Type= discrete] [Format=numeric] [Range= 1-9] [Missing=*] |       |                              |
| Statistics [NW/ W]                                                                                                                                          | [Valid=1826 /-] [Invalid=0 /-]                             |       |                              |
| Value                                                                                                                                                       | Label                                                      | Cases | Percentage                   |
| 1                                                                                                                                                           | Not wrong                                                  | 183   | <div><div></div></div> 10.0% |
| 2                                                                                                                                                           | A little wrong                                             | 685   | <div><div></div></div> 37.5% |
| 3                                                                                                                                                           | Definitely wrong                                           | 608   | <div><div></div></div> 33.3% |
| 4                                                                                                                                                           | No comment                                                 | 350   | <div><div></div></div> 19.2% |
| 9                                                                                                                                                           | Missing                                                    | 0     |                              |
| Warning: these figures indicate the number of cases found in the data file. They cannot be interpreted as summary statistics of the population of interest. |                                                            |       |                              |
| # fs402009: 2. If somebody of your age does the following things, do you think he/she is wrong?(9) Using parents' signature or stamp                        |                                                            |       |                              |
| Information                                                                                                                                                 | [Type= discrete] [Format=numeric] [Range= 1-9] [Missing=*] |       |                              |
| Statistics [NW/ W]                                                                                                                                          | [Valid=1826 /-] [Invalid=0 /-]                             |       |                              |
| Value                                                                                                                                                       | Label                                                      | Cases | Percentage                   |
| 1                                                                                                                                                           | Not wrong                                                  | 67    | <div><div></div></div> 3.7%  |
| 2                                                                                                                                                           | A little wrong                                             | 540   | <div><div></div></div> 29.6% |
| 3                                                                                                                                                           | Definitely wrong                                           | 970   | <div><div></div></div> 53.1% |
| 4                                                                                                                                                           | No comment                                                 | 249   | <div><div></div></div> 13.6% |
| 9                                                                                                                                                           | Missing                                                    | 0     |                              |
| Warning: these figures indicate the number of cases found in the data file. They cannot be interpreted as summary statistics of the population of interest. |                                                            |       |                              |
| # fs402010: 2. If somebody of your age does the following things, do you think he/she is wrong?(10) Cutting in line                                         |                                                            |       |                              |
| Information                                                                                                                                                 | [Type= discrete] [Format=numeric] [Range= 1-9] [Missing=*] |       |                              |
| Statistics [NW/ W]                                                                                                                                          | [Valid=1826 /-] [Invalid=0 /-]                             |       |                              |
| Value                                                                                                                                                       | Label                                                      | Cases | Percentage                   |
| 1                                                                                                                                                           | Not wrong                                                  | 46    | <div><div></div></div> 2.5%  |
| 2                                                                                                                                                           | A little wrong                                             | 574   | <div><div></div></div> 31.4% |

| # fs402010: 2. If somebody of your age does the following things, do you think he/she is wrong?(10) Cutting in line                                         |                                                            |       |                                                                                             |
|-------------------------------------------------------------------------------------------------------------------------------------------------------------|------------------------------------------------------------|-------|---------------------------------------------------------------------------------------------|
| Value                                                                                                                                                       | Label                                                      | Cases | Percentage                                                                                  |
| 3                                                                                                                                                           | Definitely wrong                                           | 1051  |  57.6%   |
| 4                                                                                                                                                           | No comment                                                 | 155   |  8.5%    |
| 9                                                                                                                                                           | Missing                                                    | 0     |                                                                                             |
| Warning: these figures indicate the number of cases found in the data file. They cannot be interpreted as summary statistics of the population of interest. |                                                            |       |                                                                                             |
| # fs402011: 2. If somebody of your age does the following things, do you think he/she is wrong?(11) Disobeying traffic rules                                |                                                            |       |                                                                                             |
| Information                                                                                                                                                 | [Type= discrete] [Format=numeric] [Range= 1-9] [Missing=*] |       |                                                                                             |
| Statistics [NW/ W]                                                                                                                                          | [Valid=1826 /-] [Invalid=0 /-]                             |       |                                                                                             |
| Value                                                                                                                                                       | Label                                                      | Cases | Percentage                                                                                  |
| 1                                                                                                                                                           | Not wrong                                                  | 35    |  1.9%    |
| 2                                                                                                                                                           | A little wrong                                             | 567   |  31.1%   |
| 3                                                                                                                                                           | Definitely wrong                                           | 1015  |  55.6%   |
| 4                                                                                                                                                           | No comment                                                 | 209   |  11.4%   |
| 9                                                                                                                                                           | Missing                                                    | 0     |                                                                                             |
| Warning: these figures indicate the number of cases found in the data file. They cannot be interpreted as summary statistics of the population of interest. |                                                            |       |                                                                                             |
| # fs402012: 2. If somebody of your age does the following things, do you think he/she is wrong?(12) Not yielding seats to the needed on bus                 |                                                            |       |                                                                                             |
| Information                                                                                                                                                 | [Type= discrete] [Format=numeric] [Range= 1-9] [Missing=*] |       |                                                                                             |
| Statistics [NW/ W]                                                                                                                                          | [Valid=1826 /-] [Invalid=0 /-]                             |       |                                                                                             |
| Value                                                                                                                                                       | Label                                                      | Cases | Percentage                                                                                  |
| 1                                                                                                                                                           | Not wrong                                                  | 50    |  2.7%  |
| 2                                                                                                                                                           | A little wrong                                             | 463   |  25.4% |
| 3                                                                                                                                                           | Definitely wrong                                           | 1151  |  63.0% |
| 4                                                                                                                                                           | No comment                                                 | 162   |  8.9%  |
| 9                                                                                                                                                           | Missing                                                    | 0     |                                                                                             |
| Warning: these figures indicate the number of cases found in the data file. They cannot be interpreted as summary statistics of the population of interest. |                                                            |       |                                                                                             |
| # fs402013: 2. If somebody of your age does the following things, do you think he/she is wrong?(13) Not fulfilling filial pieties                           |                                                            |       |                                                                                             |
| Information                                                                                                                                                 | [Type= discrete] [Format=numeric] [Range= 1-9] [Missing=*] |       |                                                                                             |
| Statistics [NW/ W]                                                                                                                                          | [Valid=1826 /-] [Invalid=0 /-]                             |       |                                                                                             |
| Value                                                                                                                                                       | Label                                                      | Cases | Percentage                                                                                  |
| 1                                                                                                                                                           | Not wrong                                                  | 12    |  0.7%  |
| 2                                                                                                                                                           | A little wrong                                             | 203   |  11.1% |
| 3                                                                                                                                                           | Definitely wrong                                           | 1496  |  81.9% |
| 4                                                                                                                                                           | No comment                                                 | 115   |  6.3%  |
| 9                                                                                                                                                           | Missing                                                    | 0     |                                                                                             |
| Warning: these figures indicate the number of cases found in the data file. They cannot be interpreted as summary statistics of the population of interest. |                                                            |       |                                                                                             |
| # fs402014: 2. If somebody of your age does the following things, do you think he/she is wrong?(14) Engaging in sexual intercourse                          |                                                            |       |                                                                                             |
| Information                                                                                                                                                 | [Type= discrete] [Format=numeric] [Range= 1-9] [Missing=*] |       |                                                                                             |
| Statistics [NW/ W]                                                                                                                                          | [Valid=1826 /-] [Invalid=0 /-]                             |       |                                                                                             |
| Value                                                                                                                                                       | Label                                                      | Cases | Percentage                                                                                  |
| 1                                                                                                                                                           | Not wrong                                                  | 243   |  13.3% |

**# fs402014: 2. If somebody of your age does the following things, do you think he/she is wrong?(14) Engaging in sexual intercourse**

| Value | Label            | Cases | Percentage |
|-------|------------------|-------|------------|
| 2     | A little wrong   | 390   | 21.4%      |
| 3     | Definitely wrong | 652   | 35.7%      |
| 4     | No comment       | 541   | 29.6%      |
| 9     | Missing          | 0     |            |

*Warning: these figures indicate the number of cases found in the data file. They cannot be interpreted as summary statistics of the population of interest.*

**# fs403001: 3. According to your opinions, which gender do you think matches the following occupations?(1) Police officer**

|                           |                                                            |
|---------------------------|------------------------------------------------------------|
| <b>Information</b>        | [Type= discrete] [Format=numeric] [Range= 1-9] [Missing=*] |
| <b>Statistics [NW/ W]</b> | [Valid=1826 /-] [Invalid=0 /-]                             |

| Value | Label                   | Cases | Percentage |
|-------|-------------------------|-------|------------|
| 1     | Suitable for males      | 778   | 42.6%      |
| 2     | Suitable for females    | 1     | 0.1%       |
| 3     | Suitable for both sexes | 1047  | 57.3%      |
| 9     | Missing                 | 0     |            |

*Warning: these figures indicate the number of cases found in the data file. They cannot be interpreted as summary statistics of the population of interest.*

**# fs403002: 3. According to your opinions, which gender do you think matches the following occupations?(2) Nurse**

|                           |                                                            |
|---------------------------|------------------------------------------------------------|
| <b>Information</b>        | [Type= discrete] [Format=numeric] [Range= 1-9] [Missing=*] |
| <b>Statistics [NW/ W]</b> | [Valid=1826 /-] [Invalid=0 /-]                             |

| Value | Label                   | Cases | Percentage |
|-------|-------------------------|-------|------------|
| 1     | Suitable for males      | 10    | 0.5%       |
| 2     | Suitable for females    | 1174  | 64.3%      |
| 3     | Suitable for both sexes | 642   | 35.2%      |
| 9     | Missing                 | 0     |            |

*Warning: these figures indicate the number of cases found in the data file. They cannot be interpreted as summary statistics of the population of interest.*

**# fs403003: 3. According to your opinions, which gender do you think matches the following occupations?(3) Secretary**

|                           |                                                            |
|---------------------------|------------------------------------------------------------|
| <b>Information</b>        | [Type= discrete] [Format=numeric] [Range= 1-9] [Missing=*] |
| <b>Statistics [NW/ W]</b> | [Valid=1826 /-] [Invalid=0 /-]                             |

| Value | Label                   | Cases | Percentage |
|-------|-------------------------|-------|------------|
| 1     | Suitable for males      | 8     | 0.4%       |
| 2     | Suitable for females    | 823   | 45.1%      |
| 3     | Suitable for both sexes | 995   | 54.5%      |
| 9     | Missing                 | 0     |            |

*Warning: these figures indicate the number of cases found in the data file. They cannot be interpreted as summary statistics of the population of interest.*

**# fs403004: 3. According to your opinions, which gender do you think matches the following occupations?(4) Bus, tour bus driver**

|                           |                                                            |
|---------------------------|------------------------------------------------------------|
| <b>Information</b>        | [Type= discrete] [Format=numeric] [Range= 1-9] [Missing=*] |
| <b>Statistics [NW/ W]</b> | [Valid=1826 /-] [Invalid=0 /-]                             |

| Value | Label                   | Cases | Percentage |
|-------|-------------------------|-------|------------|
| 1     | Suitable for males      | 1087  | 59.5%      |
| 2     | Suitable for females    | 18    | 1.0%       |
| 3     | Suitable for both sexes | 721   | 39.5%      |
| 9     | Missing                 | 0     |            |




**# fs403004: 3. According to your opinions, which gender do you think matches the following occupations?(4) Bus, tour bus driver**

*Warning: these figures indicate the number of cases found in the data file. They cannot be interpreted as summary statistics of the population of interest.*

**# fs403005: 3. According to your opinions, which gender do you think matches the following occupations?(5) Auto mechanic**

**Information** [Type= discrete] [Format=numeric] [Range= 1-9] [Missing=\*]

**Statistics [NW/ W]** [Valid=1826 /-] [Invalid=0 /-]




| Value | Label                   | Cases | Percentage                                                                                |
|-------|-------------------------|-------|-------------------------------------------------------------------------------------------|
| 1     | Suitable for males      | 1393  |  76.3% |
| 2     | Suitable for females    | 9     |  0.5%  |
| 3     | Suitable for both sexes | 424   |  23.2% |
| 9     | Missing                 | 0     |                                                                                           |

*Warning: these figures indicate the number of cases found in the data file. They cannot be interpreted as summary statistics of the population of interest.*

**# fs403006: 3. According to your opinions, which gender do you think matches the following occupations?(6) Hair stylist/barber**

**Information** [Type= discrete] [Format=numeric] [Range= 1-9] [Missing=\*]

**Statistics [NW/ W]** [Valid=1826 /-] [Invalid=0 /-]




| Value | Label                   | Cases | Percentage                                                                                |
|-------|-------------------------|-------|-------------------------------------------------------------------------------------------|
| 1     | Suitable for males      | 15    |  0.8%  |
| 2     | Suitable for females    | 450   |  24.6% |
| 3     | Suitable for both sexes | 1361  |  74.5% |
| 9     | Missing                 | 0     |                                                                                           |

*Warning: these figures indicate the number of cases found in the data file. They cannot be interpreted as summary statistics of the population of interest.*

**# fs403007: 3. According to your opinions, which gender do you think matches the following occupations?(7) Engineer**

**Information** [Type= discrete] [Format=numeric] [Range= 1-9] [Missing=\*]

**Statistics [NW/ W]** [Valid=1826 /-] [Invalid=0 /-]


| Value | Label                   | Cases | Percentage                                                                                  |
|-------|-------------------------|-------|---------------------------------------------------------------------------------------------|
| 1     | Suitable for males      | 735   |  40.3% |
| 2     | Suitable for females    | 14    |  0.8%  |
| 3     | Suitable for both sexes | 1077  |  59.0% |
| 9     | Missing                 | 0     |                                                                                             |

*Warning: these figures indicate the number of cases found in the data file. They cannot be interpreted as summary statistics of the population of interest.*

**# fs403008: 3. According to your opinions, which gender do you think matches the following occupations?(8) University professor**

**Information** [Type= discrete] [Format=numeric] [Range= 1-9] [Missing=\*]

**Statistics [NW/ W]** [Valid=1826 /-] [Invalid=0 /-]

| Value | Label                   | Cases | Percentage                                                                                  |
|-------|-------------------------|-------|---------------------------------------------------------------------------------------------|
| 1     | Suitable for males      | 150   |  8.2%  |
| 2     | Suitable for females    | 22    |  1.2%  |
| 3     | Suitable for both sexes | 1654  |  90.6% |
| 9     | Missing                 | 0     |                                                                                             |

*Warning: these figures indicate the number of cases found in the data file. They cannot be interpreted as summary statistics of the population of interest.*

**# fs403009: 3. According to your opinions, which gender do you think matches the following occupations?(9) Doctor**

**Information** [Type= discrete] [Format=numeric] [Range= 1-9] [Missing=\*]

**Statistics [NW/ W]** [Valid=1826 /-] [Invalid=0 /-]



| # fs403009: 3. According to your opinions, which gender do you think matches the following occupations?(9) Doctor                                           |                                                            |       |                              |
|-------------------------------------------------------------------------------------------------------------------------------------------------------------|------------------------------------------------------------|-------|------------------------------|
| Value                                                                                                                                                       | Label                                                      | Cases | Percentage                   |
| 1                                                                                                                                                           | Suitable for males                                         | 202   | <div><div></div></div> 11.1% |
| 2                                                                                                                                                           | Suitable for females                                       | 20    | <div><div></div></div> 1.1%  |
| 3                                                                                                                                                           | Suitable for both sexes                                    | 1604  | <div><div></div></div> 87.8% |
| 9                                                                                                                                                           | Missing                                                    | 0     |                              |
| Warning: these figures indicate the number of cases found in the data file. They cannot be interpreted as summary statistics of the population of interest. |                                                            |       |                              |
| # fs403010: 3. According to your opinions, which gender do you think matches the following occupations?(10) County mayor                                    |                                                            |       |                              |
| Information                                                                                                                                                 | [Type= discrete] [Format=numeric] [Range= 1-9] [Missing=*] |       |                              |
| Statistics [NW/ W]                                                                                                                                          | [Valid=1826 /-] [Invalid=0 /-]                             |       |                              |
| Value                                                                                                                                                       | Label                                                      | Cases | Percentage                   |
| 1                                                                                                                                                           | Suitable for males                                         | 323   | <div><div></div></div> 17.7% |
| 2                                                                                                                                                           | Suitable for females                                       | 13    | <div><div></div></div> 0.7%  |
| 3                                                                                                                                                           | Suitable for both sexes                                    | 1490  | <div><div></div></div> 81.6% |
| 9                                                                                                                                                           | Missing                                                    | 0     |                              |
| Warning: these figures indicate the number of cases found in the data file. They cannot be interpreted as summary statistics of the population of interest. |                                                            |       |                              |
| # fs404001: 4. Which gender do you think matching the following house chores?(1) Taking care of children                                                    |                                                            |       |                              |
| Information                                                                                                                                                 | [Type= discrete] [Format=numeric] [Range= 1-9] [Missing=*] |       |                              |
| Statistics [NW/ W]                                                                                                                                          | [Valid=1826 /-] [Invalid=0 /-]                             |       |                              |
| Value                                                                                                                                                       | Label                                                      | Cases | Percentage                   |
| 1                                                                                                                                                           | Suitable for males                                         | 14    | <div><div></div></div> 0.8%  |
| 2                                                                                                                                                           | Suitable for females                                       | 306   | <div><div></div></div> 16.8% |
| 3                                                                                                                                                           | Suitable for both sexes                                    | 1506  | <div><div></div></div> 82.5% |
| 9                                                                                                                                                           | Missing                                                    | 0     |                              |
| Warning: these figures indicate the number of cases found in the data file. They cannot be interpreted as summary statistics of the population of interest. |                                                            |       |                              |
| # fs404002: 4. Which gender do you think matching the following house chores?(2) Taking out the trash                                                       |                                                            |       |                              |
| Information                                                                                                                                                 | [Type= discrete] [Format=numeric] [Range= 1-9] [Missing=*] |       |                              |
| Statistics [NW/ W]                                                                                                                                          | [Valid=1826 /-] [Invalid=0 /-]                             |       |                              |
| Value                                                                                                                                                       | Label                                                      | Cases | Percentage                   |
| 1                                                                                                                                                           | Suitable for males                                         | 253   | <div><div></div></div> 13.9% |
| 2                                                                                                                                                           | Suitable for females                                       | 29    | <div><div></div></div> 1.6%  |
| 3                                                                                                                                                           | Suitable for both sexes                                    | 1544  | <div><div></div></div> 84.6% |
| 9                                                                                                                                                           | Missing                                                    | 0     |                              |
| Warning: these figures indicate the number of cases found in the data file. They cannot be interpreted as summary statistics of the population of interest. |                                                            |       |                              |
| # fs404003: 4. Which gender do you think matching the following house chores?(3) Doing the shopping                                                         |                                                            |       |                              |
| Information                                                                                                                                                 | [Type= discrete] [Format=numeric] [Range= 1-9] [Missing=*] |       |                              |
| Statistics [NW/ W]                                                                                                                                          | [Valid=1826 /-] [Invalid=0 /-]                             |       |                              |
| Value                                                                                                                                                       | Label                                                      | Cases | Percentage                   |
| 1                                                                                                                                                           | Suitable for males                                         | 11    | <div><div></div></div> 0.6%  |
| 2                                                                                                                                                           | Suitable for females                                       | 431   | <div><div></div></div> 23.6% |
| 3                                                                                                                                                           | Suitable for both sexes                                    | 1384  | <div><div></div></div> 75.8% |
| 9                                                                                                                                                           | Missing                                                    | 0     |                              |
| Warning: these figures indicate the number of cases found in the data file. They cannot be interpreted as summary statistics of the population of interest. |                                                            |       |                              |

| # fs404004: 4. Which gender do you think matching the following house chores?(4) Repairing appliances                                                       |                                                            |       |                              |
|-------------------------------------------------------------------------------------------------------------------------------------------------------------|------------------------------------------------------------|-------|------------------------------|
| Information                                                                                                                                                 | [Type= discrete] [Format=numeric] [Range= 1-9] [Missing=*] |       |                              |
| Statistics [NW/ W]                                                                                                                                          | [Valid=1826 /-] [Invalid=0 /-]                             |       |                              |
| Value                                                                                                                                                       | Label                                                      | Cases | Percentage                   |
| 1                                                                                                                                                           | Suitable for males                                         | 1260  | <div><div></div></div> 69.0% |
| 2                                                                                                                                                           | Suitable for females                                       | 3     | <div><div></div></div> 0.2%  |
| 3                                                                                                                                                           | Suitable for both sexes                                    | 563   | <div><div></div></div> 30.8% |
| 9                                                                                                                                                           | Missing                                                    | 0     |                              |
| Warning: these figures indicate the number of cases found in the data file. They cannot be interpreted as summary statistics of the population of interest. |                                                            |       |                              |
| # fs405001: 5. Did any of the following happen in the past years?(1) I severed a tie with a close friend                                                    |                                                            |       |                              |
| Information                                                                                                                                                 | [Type= discrete] [Format=numeric] [Range= 0-9] [Missing=*] |       |                              |
| Statistics [NW/ W]                                                                                                                                          | [Valid=1826 /-] [Invalid=0 /-]                             |       |                              |
| Value                                                                                                                                                       | Label                                                      | Cases | Percentage                   |
| 0                                                                                                                                                           | Not applicable                                             | 3     | <div><div></div></div> 0.2%  |
| 1                                                                                                                                                           | Yes                                                        | 403   | <div><div></div></div> 22.1% |
| 2                                                                                                                                                           | No                                                         | 1420  | <div><div></div></div> 77.8% |
| 9                                                                                                                                                           | Missing                                                    | 0     |                              |
| Warning: these figures indicate the number of cases found in the data file. They cannot be interpreted as summary statistics of the population of interest. |                                                            |       |                              |
| # fs405002: 5. Did any of the following happen in the past years?(2) My sibling ran away from home (not applicable for only child)                          |                                                            |       |                              |
| Information                                                                                                                                                 | [Type= discrete] [Format=numeric] [Range= 0-9] [Missing=*] |       |                              |
| Statistics [NW/ W]                                                                                                                                          | [Valid=1826 /-] [Invalid=0 /-]                             |       |                              |
| Value                                                                                                                                                       | Label                                                      | Cases | Percentage                   |
| 0                                                                                                                                                           | Not applicable                                             | 91    | <div><div></div></div> 5.0%  |
| 1                                                                                                                                                           | Yes                                                        | 37    | <div><div></div></div> 2.0%  |
| 2                                                                                                                                                           | No                                                         | 1698  | <div><div></div></div> 93.0% |
| 9                                                                                                                                                           | Missing                                                    | 0     |                              |
| Warning: these figures indicate the number of cases found in the data file. They cannot be interpreted as summary statistics of the population of interest. |                                                            |       |                              |
| # fs405003: 5. Did any of the following happen in the past years?(3) My parents argued more often                                                           |                                                            |       |                              |
| Information                                                                                                                                                 | [Type= discrete] [Format=numeric] [Range= 0-9] [Missing=*] |       |                              |
| Statistics [NW/ W]                                                                                                                                          | [Valid=1826 /-] [Invalid=0 /-]                             |       |                              |
| Value                                                                                                                                                       | Label                                                      | Cases | Percentage                   |
| 0                                                                                                                                                           | Not applicable                                             | 101   | <div><div></div></div> 5.5%  |
| 1                                                                                                                                                           | Yes                                                        | 160   | <div><div></div></div> 8.8%  |
| 2                                                                                                                                                           | No                                                         | 1565  | <div><div></div></div> 85.7% |
| 9                                                                                                                                                           | Missing                                                    | 0     |                              |
| Warning: these figures indicate the number of cases found in the data file. They cannot be interpreted as summary statistics of the population of interest. |                                                            |       |                              |

| # fs405004: 5. Did any of the following happen in the past years?(4) My father/mother was not frequently at home                                            |                                                            |       |            |
|-------------------------------------------------------------------------------------------------------------------------------------------------------------|------------------------------------------------------------|-------|------------|
| Information                                                                                                                                                 | [Type= discrete] [Format=numeric] [Range= 0-9] [Missing=*] |       |            |
| Statistics [NW/ W]                                                                                                                                          | [Valid=1826 /-] [Invalid=0 /-]                             |       |            |
| Value                                                                                                                                                       | Label                                                      | Cases | Percentage |
| 0                                                                                                                                                           | Not applicable                                             | 24    | 1.3%       |
| 1                                                                                                                                                           | Yes                                                        | 239   | 13.1%      |
| 2                                                                                                                                                           | No                                                         | 1562  | 85.5%      |
| 9                                                                                                                                                           | Missing                                                    | 1     | 0.1%       |
| Warning: these figures indicate the number of cases found in the data file. They cannot be interpreted as summary statistics of the population of interest. |                                                            |       |            |
| # fs405005: 5. Did any of the following happen in the past years?(5) My parents ever violently hit other family members                                     |                                                            |       |            |
| Information                                                                                                                                                 | [Type= discrete] [Format=numeric] [Range= 0-9] [Missing=*] |       |            |
| Statistics [NW/ W]                                                                                                                                          | [Valid=1826 /-] [Invalid=0 /-]                             |       |            |
| Value                                                                                                                                                       | Label                                                      | Cases | Percentage |
| 0                                                                                                                                                           | Not applicable                                             | 14    | 0.8%       |
| 1                                                                                                                                                           | Yes                                                        | 111   | 6.1%       |
| 2                                                                                                                                                           | No                                                         | 1701  | 93.2%      |
| 9                                                                                                                                                           | Missing                                                    | 0     |            |
| Warning: these figures indicate the number of cases found in the data file. They cannot be interpreted as summary statistics of the population of interest. |                                                            |       |            |
| # fs405006: 5. Did any of the following happen in the past years?(6) I did not get along well with classmate /colleague                                     |                                                            |       |            |
| Information                                                                                                                                                 | [Type= discrete] [Format=numeric] [Range= 0-9] [Missing=*] |       |            |
| Statistics [NW/ W]                                                                                                                                          | [Valid=1826 /-] [Invalid=0 /-]                             |       |            |
| Value                                                                                                                                                       | Label                                                      | Cases | Percentage |
| 0                                                                                                                                                           | Not applicable                                             | 5     | 0.3%       |
| 1                                                                                                                                                           | Yes                                                        | 433   | 23.7%      |
| 2                                                                                                                                                           | No                                                         | 1388  | 76.0%      |
| 9                                                                                                                                                           | Missing                                                    | 0     |            |
| Warning: these figures indicate the number of cases found in the data file. They cannot be interpreted as summary statistics of the population of interest. |                                                            |       |            |
| # fs405007: 5. Did any of the following happen in the past years?(7) I got seriously ill or injured                                                         |                                                            |       |            |
| Information                                                                                                                                                 | [Type= discrete] [Format=numeric] [Range= 0-9] [Missing=*] |       |            |
| Statistics [NW/ W]                                                                                                                                          | [Valid=1826 /-] [Invalid=0 /-]                             |       |            |
| Value                                                                                                                                                       | Label                                                      | Cases | Percentage |
| 0                                                                                                                                                           | Not applicable                                             | 0     |            |
| 1                                                                                                                                                           | Yes                                                        | 164   | 9.0%       |
| 2                                                                                                                                                           | No                                                         | 1662  | 91.0%      |
| 9                                                                                                                                                           | Missing                                                    | 0     |            |
| Warning: these figures indicate the number of cases found in the data file. They cannot be interpreted as summary statistics of the population of interest. |                                                            |       |            |
| # fs405008: 5. Did any of the following happen in the past years?(8) I transferred to another school/ I changed my job                                      |                                                            |       |            |
| Information                                                                                                                                                 | [Type= discrete] [Format=numeric] [Range= 0-9] [Missing=*] |       |            |
| Statistics [NW/ W]                                                                                                                                          | [Valid=1826 /-] [Invalid=0 /-]                             |       |            |
| Value                                                                                                                                                       | Label                                                      | Cases | Percentage |
| 0                                                                                                                                                           | Not applicable                                             | 2     | 0.1%       |
| 1                                                                                                                                                           | Yes                                                        | 111   | 6.1%       |
| 2                                                                                                                                                           | No                                                         | 1713  | 93.8%      |

| # fs405008: 5. Did any of the following happen in the past years?(8) I transferred to another school/ I changed my job                                      |                                                            |       |            |
|-------------------------------------------------------------------------------------------------------------------------------------------------------------|------------------------------------------------------------|-------|------------|
| Value                                                                                                                                                       | Label                                                      | Cases | Percentage |
| 9                                                                                                                                                           | Missing                                                    | 0     |            |
| Warning: these figures indicate the number of cases found in the data file. They cannot be interpreted as summary statistics of the population of interest. |                                                            |       |            |
| # fs405009: 5. Did any of the following happen in the past years?(9) I was unemployed                                                                       |                                                            |       |            |
| Information                                                                                                                                                 | [Type= discrete] [Format=numeric] [Range= 0-9] [Missing=*] |       |            |
| Statistics [NW/ W]                                                                                                                                          | [Valid=1826 /-] [Invalid=0 /-]                             |       |            |
| Value                                                                                                                                                       | Label                                                      | Cases | Percentage |
| 0                                                                                                                                                           | Not applicable                                             | 330   | 18.1%      |
| 1                                                                                                                                                           | Yes                                                        | 59    | 3.2%       |
| 2                                                                                                                                                           | No                                                         | 1436  | 78.6%      |
| 9                                                                                                                                                           | Missing                                                    | 1     | 0.1%       |
| Warning: these figures indicate the number of cases found in the data file. They cannot be interpreted as summary statistics of the population of interest. |                                                            |       |            |
| # fs405010: 5. Did any of the following happen in the past years?(10) I ran away from home                                                                  |                                                            |       |            |
| Information                                                                                                                                                 | [Type= discrete] [Format=numeric] [Range= 0-9] [Missing=*] |       |            |
| Statistics [NW/ W]                                                                                                                                          | [Valid=1826 /-] [Invalid=0 /-]                             |       |            |
| Value                                                                                                                                                       | Label                                                      | Cases | Percentage |
| 0                                                                                                                                                           | Not applicable                                             | 1     | 0.1%       |
| 1                                                                                                                                                           | Yes                                                        | 37    | 2.0%       |
| 2                                                                                                                                                           | No                                                         | 1788  | 97.9%      |
| 9                                                                                                                                                           | Missing                                                    | 0     |            |
| Warning: these figures indicate the number of cases found in the data file. They cannot be interpreted as summary statistics of the population of interest. |                                                            |       |            |
| # fs405011: 5. Did any of the following happen in the past years?(11) My father/mother was unemployed                                                       |                                                            |       |            |
| Information                                                                                                                                                 | [Type= discrete] [Format=numeric] [Range= 0-9] [Missing=*] |       |            |
| Statistics [NW/ W]                                                                                                                                          | [Valid=1826 /-] [Invalid=0 /-]                             |       |            |
| Value                                                                                                                                                       | Label                                                      | Cases | Percentage |
| 0                                                                                                                                                           | Not applicable                                             | 7     | 0.4%       |
| 1                                                                                                                                                           | Yes                                                        | 122   | 6.7%       |
| 2                                                                                                                                                           | No                                                         | 1697  | 92.9%      |
| 9                                                                                                                                                           | Missing                                                    | 0     |            |
| Warning: these figures indicate the number of cases found in the data file. They cannot be interpreted as summary statistics of the population of interest. |                                                            |       |            |
| # fs405012: 5. Did any of the following happen in the past years?(12) My father/mother passed away                                                          |                                                            |       |            |
| Information                                                                                                                                                 | [Type= discrete] [Format=numeric] [Range= 0-9] [Missing=*] |       |            |
| Statistics [NW/ W]                                                                                                                                          | [Valid=1826 /-] [Invalid=0 /-]                             |       |            |
| Value                                                                                                                                                       | Label                                                      | Cases | Percentage |
| 0                                                                                                                                                           | Not applicable                                             | 14    | 0.8%       |
| 1                                                                                                                                                           | Yes                                                        | 157   | 8.6%       |
| 2                                                                                                                                                           | No                                                         | 1654  | 90.6%      |
| 9                                                                                                                                                           | Missing                                                    | 1     | 0.1%       |
| Warning: these figures indicate the number of cases found in the data file. They cannot be interpreted as summary statistics of the population of interest. |                                                            |       |            |
| # fs405013: 5. Did any of the following happen in the past years?(13) I argued more often with my parents                                                   |                                                            |       |            |
| Information                                                                                                                                                 | [Type= discrete] [Format=numeric] [Range= 0-9] [Missing=*] |       |            |
| Statistics [NW/ W]                                                                                                                                          | [Valid=1826 /-] [Invalid=0 /-]                             |       |            |

| # fs405013: 5. Did any of the following happen in the past years?(13) I argued more often with my parents                                                                          |                                                                |       |            |
|------------------------------------------------------------------------------------------------------------------------------------------------------------------------------------|----------------------------------------------------------------|-------|------------|
| Value                                                                                                                                                                              | Label                                                          | Cases | Percentage |
| 0                                                                                                                                                                                  | Not applicable                                                 | 3     | 0.2%       |
| 1                                                                                                                                                                                  | Yes                                                            | 26    | 1.4%       |
| 2                                                                                                                                                                                  | No                                                             | 1797  | 98.4%      |
| 9                                                                                                                                                                                  | Missing                                                        | 0     |            |
| Warning: these figures indicate the number of cases found in the data file. They cannot be interpreted as summary statistics of the population of interest.                        |                                                                |       |            |
| # fs405014: 5. Did any of the following happen in the past years?(14) A close relative of mine passed away                                                                         |                                                                |       |            |
| Information                                                                                                                                                                        | [Type= discrete] [Format=numeric] [Range= 0-9] [Missing=*]     |       |            |
| Statistics [NW/ W]                                                                                                                                                                 | [Valid=1826 /-] [Invalid=0 /-]                                 |       |            |
| Value                                                                                                                                                                              | Label                                                          | Cases | Percentage |
| 0                                                                                                                                                                                  | Not applicable                                                 | 2     | 0.1%       |
| 1                                                                                                                                                                                  | Yes                                                            | 222   | 12.2%      |
| 2                                                                                                                                                                                  | No                                                             | 1602  | 87.7%      |
| 9                                                                                                                                                                                  | Missing                                                        | 0     |            |
| Warning: these figures indicate the number of cases found in the data file. They cannot be interpreted as summary statistics of the population of interest.                        |                                                                |       |            |
| # fs405015: 5. Did any of the following happen in the past years?(15) My pet died                                                                                                  |                                                                |       |            |
| Information                                                                                                                                                                        | [Type= discrete] [Format=numeric] [Range= 0-9] [Missing=*]     |       |            |
| Statistics [NW/ W]                                                                                                                                                                 | [Valid=1826 /-] [Invalid=0 /-]                                 |       |            |
| Value                                                                                                                                                                              | Label                                                          | Cases | Percentage |
| 0                                                                                                                                                                                  | Not applicable                                                 | 86    | 4.7%       |
| 1                                                                                                                                                                                  | Yes                                                            | 176   | 9.6%       |
| 2                                                                                                                                                                                  | No                                                             | 1564  | 85.7%      |
| 9                                                                                                                                                                                  | Missing                                                        | 0     |            |
| Warning: these figures indicate the number of cases found in the data file. They cannot be interpreted as summary statistics of the population of interest.                        |                                                                |       |            |
| # fs501000: 1. How many good friends do you have (excludes boyfriend/girlfriend)?                                                                                                  |                                                                |       |            |
| Information                                                                                                                                                                        | [Type= continuous] [Format=numeric] [Range= 0-999] [Missing=*] |       |            |
| Statistics [NW/ W]                                                                                                                                                                 | [Valid=1826 /-] [Invalid=0 /-]                                 |       |            |
| Value                                                                                                                                                                              | Label                                                          | Cases | Percentage |
| 996                                                                                                                                                                                | Over 999                                                       | 16    | 29.1%      |
| 997                                                                                                                                                                                | Don't know                                                     | 29    | 52.7%      |
| 998                                                                                                                                                                                | Refusing to answer                                             | 4     | 7.3%       |
| 999                                                                                                                                                                                | Missing                                                        | 6     | 10.9%      |
| Warning: these figures indicate the number of cases found in the data file. They cannot be interpreted as summary statistics of the population of interest.                        |                                                                |       |            |
| # fs502a02: 2. Please fill in the following information about your three closest friends with the first being closest and so forth: (fill in number for 2-13) 1stFriend (2) Gender |                                                                |       |            |
| Information                                                                                                                                                                        | [Type= discrete] [Format=numeric] [Range= 0-9] [Missing=*]     |       |            |
| Statistics [NW/ W]                                                                                                                                                                 | [Valid=1826 /-] [Invalid=0 /-]                                 |       |            |
| Value                                                                                                                                                                              | Label                                                          | Cases | Percentage |
| 0                                                                                                                                                                                  | Skip                                                           | 28    | 1.5%       |
| 1                                                                                                                                                                                  | Male                                                           | 860   | 47.1%      |
| 2                                                                                                                                                                                  | Female                                                         | 920   | 50.4%      |
| 8                                                                                                                                                                                  | Refusing to answer                                             | 15    | 0.8%       |
| 9                                                                                                                                                                                  | Missing                                                        | 3     | 0.2%       |

# fs502a02: 2. Please fill in the following information about your three closest friends with the first being closest and so forth: (fill in number for 2-13) 1stFriend (2) Gender

Warning: these figures indicate the number of cases found in the data file. They cannot be interpreted as summary statistics of the population of interest.

# fs502a03: 2. Please fill in the following information about your three closest friends with the first being closest and so forth: (fill in number for 2-13) 1stFriend (3) How old is he/she?

Information [Type= discrete] [Format=numeric] [Range= 0-99] [Missing=\*]

Statistics [NW/ W] [Valid=1826 /-] [Invalid=0 /-]

| Value | Label              | Cases | Percentage |
|-------|--------------------|-------|------------|
| 0     | Skip               | 28    | 1.5%       |
| 14    |                    | 1     | 0.1%       |
| 15    |                    | 5     | 0.3%       |
| 16    |                    | 30    | 1.6%       |
| 17    |                    | 517   | 28.3%      |
| 18    |                    | 1042  | 57.1%      |
| 19    |                    | 103   | 5.6%       |
| 20    |                    | 44    | 2.4%       |
| 21    |                    | 9     | 0.5%       |
| 22    |                    | 9     | 0.5%       |
| 23    |                    | 3     | 0.2%       |
| 24    |                    | 2     | 0.1%       |
| 25    |                    | 4     | 0.2%       |
| 26    |                    | 2     | 0.1%       |
| 29    |                    | 1     | 0.1%       |
| 32    |                    | 1     | 0.1%       |
| 33    |                    | 1     | 0.1%       |
| 35    |                    | 1     | 0.1%       |
| 39    |                    | 1     | 0.1%       |
| 98    | Refusing to answer | 15    | 0.8%       |
| 99    | Missing            | 7     | 0.4%       |

Warning: these figures indicate the number of cases found in the data file. They cannot be interpreted as summary statistics of the population of interest.

# fs502a04: 2. Please fill in the following information about your three closest friends with the first being closest and so forth: (fill in number for 2-13) 1stFriend (4) What is he/she doing currently?

Information [Type= discrete] [Format=numeric] [Range= 0-9] [Missing=\*]

Statistics [NW/ W] [Valid=1826 /-] [Invalid=0 /-]

| Value | Label                 | Cases | Percentage |
|-------|-----------------------|-------|------------|
| 0     | Skip                  | 28    | 1.5%       |
| 1     | Attending school      | 1611  | 88.2%      |
| 2     | Staying at home       | 45    | 2.5%       |
| 3     | Working               | 103   | 5.6%       |
| 4     | Other, please specify | 21    | 1.2%       |
| 8     | Refusing to answer    | 15    | 0.8%       |
| 9     | Missing               | 3     | 0.2%       |

Warning: these figures indicate the number of cases found in the data file. They cannot be interpreted as summary statistics of the population of interest.

# fs502a05: 2. Please fill in the following information about your three closest friends with the first being closest and so forth: (fill in number for 2-13) 1stFriend (5) Does he/she plan to continue academically?

Information [Type= discrete] [Format=numeric] [Range= 0-9] [Missing=\*]

# fs502a05: 2. Please fill in the following information about your three closest friends with the first being closest and so forth: (fill in number for 2-13) 1stFriend (5) Does he/she plan to continue academically?

Statistics [NW/ W] [Valid=1826 /-] [Invalid=0 /-]

| Value | Label              | Cases | Percentage |
|-------|--------------------|-------|------------|
| 0     | Skip               | 29    | 1.6%       |
| 1     | Yes                | 1528  | 83.7%      |
| 2     | No                 | 148   | 8.1%       |
| 7     | Don't know         | 103   | 5.6%       |
| 8     | Refusing to answer | 15    | 0.8%       |
| 9     | Missing            | 3     | 0.2%       |

Warning: these figures indicate the number of cases found in the data file. They cannot be interpreted as summary statistics of the population of interest.

# fs502a06: 2. Please fill in the following information about your three closest friends with the first being closest and so forth: (fill in number for 2-13) 1stFriend (6) How do you first meet him/her?

Information [Type= discrete] [Format=numeric] [Range= 0-99] [Missing=\*]

Statistics [NW/ W] [Valid=1826 /-] [Invalid=0 /-]

| Value | Label                                 | Cases | Percentage |
|-------|---------------------------------------|-------|------------|
| 0     | Skip                                  | 28    | 1.5%       |
| 1     | Classmate                             | 1419  | 77.7%      |
| 2     | On campus student club/organization   | 35    | 1.9%       |
| 3     | Same school                           | 138   | 7.6%       |
| 4     | Off campus organization or activities | 8     | 0.4%       |
| 5     | Interschool activities                | 1     | 0.1%       |
| 6     | Via family members                    | 11    | 0.6%       |
| 7     | Relative                              | 17    | 0.9%       |
| 8     | Part-time work place                  | 40    | 2.2%       |
| 9     | Tutor school                          | 24    | 1.3%       |
| 10    | Online friend                         | 19    | 1.0%       |
| 11    | Neighbor                              | 28    | 1.5%       |
| 12    | Take the same bus                     | 6     | 0.3%       |
| 13    | Other (please specify)                | 34    | 1.9%       |
| 98    | Refusing to answer                    | 15    | 0.8%       |
| 99    | Missing                               | 3     | 0.2%       |

Warning: these figures indicate the number of cases found in the data file. They cannot be interpreted as summary statistics of the population of interest.

# fs502a07: 2. Please fill in the following information about your three closest friends with the first being closest and so forth: (fill in number for 2-13) 1stFriend (7) How many years have you known him/her?

Information [Type= discrete] [Format=numeric] [Range= 0-99] [Missing=\*]

Statistics [NW/ W] [Valid=1826 /-] [Invalid=0 /-]

| Value | Label | Cases | Percentage |
|-------|-------|-------|------------|
| 0     | Skip  | 29    | 1.6%       |
| 1     |       | 89    | 4.9%       |
| 2     |       | 258   | 14.1%      |
| 3     |       | 682   | 37.3%      |
| 4     |       | 50    | 2.7%       |
| 5     |       | 84    | 4.6%       |
| 6     |       | 283   | 15.5%      |
| 7     |       | 48    | 2.6%       |

# fs502a07: 2. Please fill in the following information about your three closest friends with the first being closest and so forth: (fill in number for 2-13) 1stFriend (7) How many years have you known him/her?

| Value | Label              | Cases | Percentage |
|-------|--------------------|-------|------------|
| 8     |                    | 84    | 4.6%       |
| 9     |                    | 28    | 1.5%       |
| 10    |                    | 59    | 3.2%       |
| 11    |                    | 17    | 0.9%       |
| 12    |                    | 46    | 2.5%       |
| 13    |                    | 11    | 0.6%       |
| 14    |                    | 8     | 0.4%       |
| 15    |                    | 9     | 0.5%       |
| 16    |                    | 2     | 0.1%       |
| 17    |                    | 3     | 0.2%       |
| 18    |                    | 12    | 0.7%       |
| 19    |                    | 3     | 0.2%       |
| 98    | Refusing to answer | 15    | 0.8%       |
| 99    | Missing            | 6     | 0.3%       |

Warning: these figures indicate the number of cases found in the data file. They cannot be interpreted as summary statistics of the population of interest.

# fs502a08: 2. Please fill in the following information about your three closest friends with the first being closest and so forth: (fill in number for 2-13) 1stFriend (8) How often do you contact him/her through phone or cell phone?

|                    |                                                            |
|--------------------|------------------------------------------------------------|
| Information        | [Type= discrete] [Format=numeric] [Range= 0-9] [Missing=*] |
| Statistics [NW/ W] | [Valid=1826 /-] [Invalid=0 /-]                             |

| Value | Label                | Cases | Percentage |
|-------|----------------------|-------|------------|
| 0     | Skip                 | 29    | 1.6%       |
| 1     | Many times a day     | 123   | 6.7%       |
| 2     | Almost every day     | 370   | 20.3%      |
| 3     | 1-2 times a week     | 721   | 39.5%      |
| 4     | Once every 2-3 weeks | 281   | 15.4%      |
| 5     | Almost never         | 284   | 15.6%      |
| 8     | Refusing to answer   | 15    | 0.8%       |
| 9     | Missing              | 3     | 0.2%       |

Warning: these figures indicate the number of cases found in the data file. They cannot be interpreted as summary statistics of the population of interest.

# fs502a09: 2. Please fill in the following information about your three closest friends with the first being closest and so forth: 1stFriend (9) Do you often contact him/her through email, MSN (yahoo messenger or ICQ), or letters?

|                    |                                                            |
|--------------------|------------------------------------------------------------|
| Information        | [Type= discrete] [Format=numeric] [Range= 0-9] [Missing=*] |
| Statistics [NW/ W] | [Valid=1826 /-] [Invalid=0 /-]                             |

| Value | Label                | Cases | Percentage |
|-------|----------------------|-------|------------|
| 0     | Skip                 | 29    | 1.6%       |
| 1     | Many times a day     | 83    | 4.5%       |
| 2     | Almost every day     | 305   | 16.7%      |
| 3     | 1-2 times a week     | 493   | 27.0%      |
| 4     | Once every 2-3 weeks | 231   | 12.7%      |
| 5     | Almost never         | 667   | 36.5%      |
| 8     | Refusing to answer   | 15    | 0.8%       |
| 9     | Missing              | 3     | 0.2%       |

Warning: these figures indicate the number of cases found in the data file. They cannot be interpreted as summary statistics of the population of interest.



# fs502a10: 2. Please fill in the following information about your three closest friends with the first being closest and so forth: (fill in number for 2-13) 1stFriend (10) Do you often meet up with him/her?

|                    |                                                            |
|--------------------|------------------------------------------------------------|
| Information        | [Type= discrete] [Format=numeric] [Range= 0-9] [Missing=*] |
| Statistics [NW/ W] | [Valid=1826 /-] [Invalid=0 /-]                             |

| Value | Label                | Cases | Percentage |
|-------|----------------------|-------|------------|
| 0     | Skip                 | 29    | 1.6%       |
| 1     | Many times a day     | 452   | 24.8%      |
| 2     | Almost every day     | 701   | 38.4%      |
| 3     | 1-2 times a week     | 298   | 16.3%      |
| 4     | Once every 2-3 weeks | 227   | 12.4%      |
| 5     | Almost never         | 101   | 5.5%       |
| 8     | Refusing to answer   | 15    | 0.8%       |
| 9     | Missing              | 3     | 0.2%       |

Warning: these figures indicate the number of cases found in the data file. They cannot be interpreted as summary statistics of the population of interest.

# fs502a11: 2. Please fill in the following information about your three closest friends with the first being closest and so forth: (fill in number for 2-13) 1stFriend (11) Are you close to his/her parents?

|                    |                                                            |
|--------------------|------------------------------------------------------------|
| Information        | [Type= discrete] [Format=numeric] [Range= 0-9] [Missing=*] |
| Statistics [NW/ W] | [Valid=1826 /-] [Invalid=0 /-]                             |

| Value | Label              | Cases | Percentage |
|-------|--------------------|-------|------------|
| 0     | Skip               | 28    | 1.5%       |
| 1     | Very close         | 401   | 22.0%      |
| 2     | Know but not close | 748   | 41.0%      |
| 3     | Do not know them   | 631   | 34.6%      |
| 8     | Refusing to answer | 15    | 0.8%       |
| 9     | Missing            | 3     | 0.2%       |

Warning: these figures indicate the number of cases found in the data file. They cannot be interpreted as summary statistics of the population of interest.

# fs502a12: 2. Please fill in the following information about your three closest friends with the first being closest and so forth: (fill in number for 2-13) 1stFriend (12) Is he/she close to your parents?

|                    |                                                            |
|--------------------|------------------------------------------------------------|
| Information        | [Type= discrete] [Format=numeric] [Range= 0-9] [Missing=*] |
| Statistics [NW/ W] | [Valid=1826 /-] [Invalid=0 /-]                             |

| Value | Label              | Cases | Percentage |
|-------|--------------------|-------|------------|
| 0     | Skip               | 28    | 1.5%       |
| 1     | Very close         | 330   | 18.1%      |
| 2     | Know but not close | 688   | 37.7%      |
| 3     | Do not know them   | 762   | 41.7%      |
| 8     | Refusing to answer | 15    | 0.8%       |
| 9     | Missing            | 3     | 0.2%       |



Warning: these figures indicate the number of cases found in the data file. They cannot be interpreted as summary statistics of the population of interest.

# fs502a13: 2. Please fill in the following information about your three closest friends with the first being closest and so forth: (fill in number for 2-13) (13) Are your parents close to his/her parents?

|                    |                                                            |
|--------------------|------------------------------------------------------------|
| Information        | [Type= discrete] [Format=numeric] [Range= 0-9] [Missing=*] |
| Statistics [NW/ W] | [Valid=1826 /-] [Invalid=0 /-]                             |

| Value | Label      | Cases | Percentage |
|-------|------------|-------|------------|
| 0     | Skip       | 28    | 1.5%       |
| 1     | Very close | 170   | 9.3%       |






# fs502a13: 2. Please fill in the following information about your three closest friends with the first being closest and so forth: (fill in number for 2-13) (13) Are your parents close to his/her parents?

| Value | Label              | Cases | Percentage                                                                                |
|-------|--------------------|-------|-------------------------------------------------------------------------------------------|
| 2     | Know but not close | 349   |  19.1% |
| 3     | Do not know them   | 1260  |  69.0% |
| 8     | Refusing to answer | 15    |  0.8%  |
| 9     | Missing            | 4     |  0.2%  |

Warning: these figures indicate the number of cases found in the data file. They cannot be interpreted as summary statistics of the population of interest.

# fs502b02: 2. Please fill in the following information about your three closest friends with the first being closest and so forth: (fill in number for 2-13) 2nd Friend (2) Gender























|                    |                                                            |
|--------------------|------------------------------------------------------------|
| Information        | [Type= discrete] [Format=numeric] [Range= 0-9] [Missing=*] |
| Statistics [NW/ W] | [Valid=1826 /-] [Invalid=0 /-]                             |

| Value | Label              | Cases | Percentage                                                                                |
|-------|--------------------|-------|-------------------------------------------------------------------------------------------|
| 0     | Skip               | 83    |  4.5%  |
| 1     | Male               | 834   |  45.7% |
| 2     | Female             | 887   |  48.6% |
| 8     | Refusing to answer | 19    |  1.0%  |
| 9     | Missing            | 3     |  0.2%  |

Warning: these figures indicate the number of cases found in the data file. They cannot be interpreted as summary statistics of the population of interest.

# fs502b03: 2. Please fill in the following information about your three closest friends with the first being closest and so forth: (fill in number for 2-13) 2nd Friend (3) How old is he/she?

|                    |                                                             |
|--------------------|-------------------------------------------------------------|
| Information        | [Type= discrete] [Format=numeric] [Range= 0-99] [Missing=*] |
| Statistics [NW/ W] | [Valid=1826 /-] [Invalid=0 /-]                              |

| Value | Label              | Cases | Percentage                                                                                  |
|-------|--------------------|-------|---------------------------------------------------------------------------------------------|
| 0     | Skip               | 83    |  4.5%  |
| 14    |                    | 2     |  0.1%  |
| 15    |                    | 4     |  0.2%  |
| 16    |                    | 25    |  1.4%  |
| 17    |                    | 452   |  24.8% |
| 18    |                    | 1054  |  57.7% |
| 19    |                    | 113   |  6.2%  |
| 20    |                    | 32    |  1.8%  |
| 21    |                    | 7     |  0.4%  |
| 22    |                    | 7     |  0.4%  |
| 23    |                    | 7     |  0.4%  |
| 24    |                    | 3     |  0.2%  |
| 25    |                    | 2     |  0.1%  |
| 26    |                    | 1     |  0.1%  |
| 27    |                    | 1     |  0.1%  |
| 28    |                    | 1     |  0.1%  |
| 30    |                    | 2     |  0.1%  |
| 34    |                    | 2     |  0.1%  |
| 35    |                    | 1     |  0.1%  |
| 43    |                    | 1     |  0.1%  |
| 98    | Refusing to answer | 19    |  1.0%  |
| 99    | Missing            | 7     |  0.4%  |

# fs502b03: 2. Please fill in the following information about your three closest friends with the first being closest and so forth: (fill in number for 2-13) 2nd Friend (3) How old is he/she?

Warning: these figures indicate the number of cases found in the data file. They cannot be interpreted as summary statistics of the population of interest.

# fs502b04: 2. Please fill in the following information about your three closest friends with the first being closest and so forth: (fill in number for 2-13) 2nd Friend (4) What is he/she doing currently?

Information [Type= discrete] [Format=numeric] [Range= 0-9] [Missing=\*]

Statistics [NW/ W] [Valid=1826 /-] [Invalid=0 /-]

| Value | Label                 | Cases | Percentage |
|-------|-----------------------|-------|------------|
| 0     | Skip                  | 83    | 4.5%       |
| 1     | Attending school      | 1569  | 85.9%      |
| 2     | Staying at home       | 37    | 2.0%       |
| 3     | Working               | 101   | 5.5%       |
| 4     | Other, please specify | 14    | 0.8%       |
| 8     | Refusing to answer    | 19    | 1.0%       |
| 9     | Missing               | 3     | 0.2%       |

Warning: these figures indicate the number of cases found in the data file. They cannot be interpreted as summary statistics of the population of interest.

# fs502b05: 2. Please fill in the following information about your three closest friends with the first being closest and so forth: (fill in number for 2-13) 2nd Friend (5) Does he/she plan to continue academically?

Information [Type= discrete] [Format=numeric] [Range= 0-9] [Missing=\*]

Statistics [NW/ W] [Valid=1826 /-] [Invalid=0 /-]

| Value | Label              | Cases | Percentage |
|-------|--------------------|-------|------------|
| 0     | Skip               | 83    | 4.5%       |
| 1     | Yes                | 1479  | 81.0%      |
| 2     | No                 | 137   | 7.5%       |
| 7     | Don't know         | 105   | 5.8%       |
| 8     | Refusing to answer | 19    | 1.0%       |
| 9     | Missing            | 3     | 0.2%       |

Warning: these figures indicate the number of cases found in the data file. They cannot be interpreted as summary statistics of the population of interest.

# fs502b06: 2. Please fill in the following information about your three closest friends with the first being closest and so forth: (fill in number for 2-13) 2nd Friend (6) How do you first meet him/her?

Information [Type= discrete] [Format=numeric] [Range= 0-99] [Missing=\*]

Statistics [NW/ W] [Valid=1826 /-] [Invalid=0 /-]

| Value | Label                                 | Cases | Percentage |
|-------|---------------------------------------|-------|------------|
| 0     | Skip                                  | 83    | 4.5%       |
| 1     | Classmate                             | 1375  | 75.3%      |
| 2     | On campus student club/organization   | 40    | 2.2%       |
| 3     | Same school                           | 128   | 7.0%       |
| 4     | Off campus organization or activities | 11    | 0.6%       |
| 5     | Interschool activities                | 0     |            |
| 6     | Via family members                    | 9     | 0.5%       |
| 7     | Relative                              | 12    | 0.7%       |
| 8     | Part-time work place                  | 41    | 2.2%       |
| 9     | Tutor school                          | 34    | 1.9%       |
| 10    | Online friend                         | 14    | 0.8%       |
| 11    | Neighbor                              | 24    | 1.3%       |
| 12    | Take the same bus                     | 5     | 0.3%       |

# fs502b06: 2. Please fill in the following information about your three closest friends with the first being closest and so forth: (fill in number for 2-13) 2nd Friend (6) How do you first meet him/her?

| Value | Label                  | Cases | Percentage |
|-------|------------------------|-------|------------|
| 13    | Other (please specify) | 28    | 1.5%       |
| 98    | Refusing to answer     | 19    | 1.0%       |
| 99    | Missing                | 3     | 0.2%       |

Warning: these figures indicate the number of cases found in the data file. They cannot be interpreted as summary statistics of the population of interest.

# fs502b07: 2. Please fill in the following information about your three closest friends with the first being closest and so forth: (fill in number for 2-13) 2nd Friend (7) How many years have you known him/her?

|                    |                                                             |
|--------------------|-------------------------------------------------------------|
| Information        | [Type= discrete] [Format=numeric] [Range= 0-99] [Missing=*] |
| Statistics [NW/ W] | [Valid=1826 /-] [Invalid=0 /-]                              |

| Value | Label              | Cases | Percentage |
|-------|--------------------|-------|------------|
| 0     | Skip               | 84    | 4.6%       |
| 1     |                    | 89    | 4.9%       |
| 2     |                    | 313   | 17.1%      |
| 3     |                    | 748   | 41.0%      |
| 4     |                    | 50    | 2.7%       |
| 5     |                    | 81    | 4.4%       |
| 6     |                    | 220   | 12.0%      |
| 7     |                    | 19    | 1.0%       |
| 8     |                    | 51    | 2.8%       |
| 9     |                    | 19    | 1.0%       |
| 10    |                    | 42    | 2.3%       |
| 11    |                    | 13    | 0.7%       |
| 12    |                    | 43    | 2.4%       |
| 13    |                    | 8     | 0.4%       |
| 14    |                    | 4     | 0.2%       |
| 15    |                    | 7     | 0.4%       |
| 16    |                    | 1     | 0.1%       |
| 17    |                    | 2     | 0.1%       |
| 18    |                    | 8     | 0.4%       |
| 98    | Refusing to answer | 19    | 1.0%       |
| 99    | Missing            | 5     | 0.3%       |

Warning: these figures indicate the number of cases found in the data file. They cannot be interpreted as summary statistics of the population of interest.

# fs502b08: 2. Please fill in the following information about your three closest friends with the first being closest and so forth: (fill in number for 2-13) 2nd Friend (8) How often do you contact him/her through phone or cell phone?

|                    |                                                            |
|--------------------|------------------------------------------------------------|
| Information        | [Type= discrete] [Format=numeric] [Range= 0-9] [Missing=*] |
| Statistics [NW/ W] | [Valid=1826 /-] [Invalid=0 /-]                             |

| Value | Label                | Cases | Percentage |
|-------|----------------------|-------|------------|
| 0     | Skip                 | 83    | 4.5%       |
| 1     | Many times a day     | 86    | 4.7%       |
| 2     | Almost every day     | 317   | 17.4%      |
| 3     | 1-2 times a week     | 630   | 34.5%      |
| 4     | Once every 2-3 weeks | 352   | 19.3%      |
| 5     | Almost never         | 336   | 18.4%      |
| 8     | Refusing to answer   | 19    | 1.0%       |

# fs502b08: 2. Please fill in the following information about your three closest friends with the first being closest and so forth: (fill in number for 2-13) 2nd Friend (8) How often do you contact him/her through phone or cell phone?

| Value | Label   | Cases | Percentage |
|-------|---------|-------|------------|
| 9     | Missing | 3     | 0.2%       |

Warning: these figures indicate the number of cases found in the data file. They cannot be interpreted as summary statistics of the population of interest.

# fs502b09: 2. Please fill in the following information about your three closest friends with the first being closest and so forth: 2nd Friend (9) Do you often contact him/her through email, MSN (yahoo messenger or ICQ), or letters?

|                    |                                                            |
|--------------------|------------------------------------------------------------|
| Information        | [Type= discrete] [Format=numeric] [Range= 0-9] [Missing=*] |
| Statistics [NW/ W] | [Valid=1826 /-] [Invalid=0 /-]                             |

| Value | Label                | Cases | Percentage |
|-------|----------------------|-------|------------|
| 0     | Skip                 | 83    | 4.5%       |
| 1     | Many times a day     | 67    | 3.7%       |
| 2     | Almost every day     | 266   | 14.6%      |
| 3     | 1-2 times a week     | 481   | 26.3%      |
| 4     | Once every 2-3 weeks | 251   | 13.7%      |
| 5     | Almost never         | 656   | 35.9%      |
| 8     | Refusing to answer   | 19    | 1.0%       |
| 9     | Missing              | 3     | 0.2%       |

Warning: these figures indicate the number of cases found in the data file. They cannot be interpreted as summary statistics of the population of interest.

# fs502b10: 2. Please fill in the following information about your three closest friends with the first being closest and so forth: (fill in number for 2-13) (10) Do you often meet up with him/her?

|                    |                                                            |
|--------------------|------------------------------------------------------------|
| Information        | [Type= discrete] [Format=numeric] [Range= 0-9] [Missing=*] |
| Statistics [NW/ W] | [Valid=1826 /-] [Invalid=0 /-]                             |

| Value | Label                | Cases | Percentage |
|-------|----------------------|-------|------------|
| 0     | Skip                 | 83    | 4.5%       |
| 1     | Many times a day     | 471   | 25.8%      |
| 2     | Almost every day     | 678   | 37.1%      |
| 3     | 1-2 times a week     | 275   | 15.1%      |
| 4     | Once every 2-3 weeks | 174   | 9.5%       |
| 5     | Almost never         | 123   | 6.7%       |
| 8     | Refusing to answer   | 19    | 1.0%       |
| 9     | Missing              | 3     | 0.2%       |

Warning: these figures indicate the number of cases found in the data file. They cannot be interpreted as summary statistics of the population of interest.

# fs502b11: 2. Please fill in the following information about your three closest friends with the first being closest and so forth: (fill in number for 2-13) 2nd Friend (11) Are you close to his/her parents?

|                    |                                                            |
|--------------------|------------------------------------------------------------|
| Information        | [Type= discrete] [Format=numeric] [Range= 0-9] [Missing=*] |
| Statistics [NW/ W] | [Valid=1826 /-] [Invalid=0 /-]                             |

| Value | Label              | Cases | Percentage |
|-------|--------------------|-------|------------|
| 0     | Skip               | 83    | 4.5%       |
| 1     | Very close         | 251   | 13.7%      |
| 2     | Know but not close | 676   | 37.0%      |
| 3     | Do not know them   | 794   | 43.5%      |
| 8     | Refusing to answer | 19    | 1.0%       |
| 9     | Missing            | 3     | 0.2%       |

Warning: these figures indicate the number of cases found in the data file. They cannot be interpreted as summary statistics of the population of interest.

**# fs502b12: 2. Please fill in the following information about your three closest friends with the first being closest and so forth: (fill in number for 2-13) 2nd Friend (12) Is he/she close to your parents?**

|                           |                                                            |
|---------------------------|------------------------------------------------------------|
| <b>Information</b>        | [Type= discrete] [Format=numeric] [Range= 0-9] [Missing=*] |
| <b>Statistics [NW/ W]</b> | [Valid=1826 /-] [Invalid=0 /-]                             |

| Value | Label              | Cases | Percentage |
|-------|--------------------|-------|------------|
| 0     | Skip               | 83    | 4.5%       |
| 1     | Very close         | 195   | 10.7%      |
| 2     | Know but not close | 612   | 33.5%      |
| 3     | Do not know them   | 914   | 50.1%      |
| 8     | Refusing to answer | 19    | 1.0%       |
| 9     | Missing            | 3     | 0.2%       |

*Warning: these figures indicate the number of cases found in the data file. They cannot be interpreted as summary statistics of the population of interest.*

**# fs502b13: 2. Please fill in the following information about your three closest friends with the first being closest and so forth: (fill in number for 2-13) 2nd Friend (13) Are your parents close to his/her parents?**

|                           |                                                            |
|---------------------------|------------------------------------------------------------|
| <b>Information</b>        | [Type= discrete] [Format=numeric] [Range= 0-9] [Missing=*] |
| <b>Statistics [NW/ W]</b> | [Valid=1826 /-] [Invalid=0 /-]                             |

| Value | Label              | Cases | Percentage |
|-------|--------------------|-------|------------|
| 0     | Skip               | 83    | 4.5%       |
| 1     | Very close         | 120   | 6.6%       |
| 2     | Know but not close | 264   | 14.5%      |
| 3     | Do not know them   | 1336  | 73.2%      |
| 8     | Refusing to answer | 19    | 1.0%       |
| 9     | Missing            | 4     | 0.2%       |

*Warning: these figures indicate the number of cases found in the data file. They cannot be interpreted as summary statistics of the population of interest.*

**# fs502b14: 2. Please fill in the following information about your three closest friends with the first being closest and so forth: (fill in number for 2-13) 2nd Friend (14) Is this friend close to the 1st friend?**

|                           |                                                            |
|---------------------------|------------------------------------------------------------|
| <b>Information</b>        | [Type= discrete] [Format=numeric] [Range= 0-9] [Missing=*] |
| <b>Statistics [NW/ W]</b> | [Valid=1826 /-] [Invalid=0 /-]                             |

| Value | Label              | Cases | Percentage |
|-------|--------------------|-------|------------|
| 0     | Skip               | 83    | 4.5%       |
| 1     | Very close         | 1024  | 56.1%      |
| 2     | Know but not close | 317   | 17.4%      |
| 3     | Do not know them   | 377   | 20.6%      |
| 8     | Refusing to answer | 19    | 1.0%       |
| 9     | Missing            | 6     | 0.3%       |

*Warning: these figures indicate the number of cases found in the data file. They cannot be interpreted as summary statistics of the population of interest.*

**# fs502c02: 2. Please fill in the following information about your three closest friends with the first being closest and so forth: (fill in number for 2-13) 3rd Friend (2) Gender**

|                           |                                                            |
|---------------------------|------------------------------------------------------------|
| <b>Information</b>        | [Type= discrete] [Format=numeric] [Range= 0-9] [Missing=*] |
| <b>Statistics [NW/ W]</b> | [Valid=1826 /-] [Invalid=0 /-]                             |

| Value | Label              | Cases | Percentage |
|-------|--------------------|-------|------------|
| 0     | Skip               | 168   | 9.2%       |
| 1     | Male               | 803   | 44.0%      |
| 2     | Female             | 834   | 45.7%      |
| 8     | Refusing to answer | 18    | 1.0%       |

# fs502c02: 2. Please fill in the following information about your three closest friends with the first being closest and so forth: (fill in number for 2-13) 3rd Friend (2) Gender

| Value | Label   | Cases | Percentage |
|-------|---------|-------|------------|
| 9     | Missing | 3     | 0.2%       |

Warning: these figures indicate the number of cases found in the data file. They cannot be interpreted as summary statistics of the population of interest.

# fs502c03: 2. Please fill in the following information about your three closest friends with the first being closest and so forth: (fill in number for 2-13) 3rd Friend (3) How old is he/she?

|                    |                                                             |
|--------------------|-------------------------------------------------------------|
| Information        | [Type= discrete] [Format=numeric] [Range= 0-99] [Missing=*] |
| Statistics [NW/ W] | [Valid=1826 /-] [Invalid=0 /-]                              |

| Value | Label              | Cases | Percentage |
|-------|--------------------|-------|------------|
| 0     | Skip               | 168   | 9.2%       |
| 13    |                    | 2     | 0.1%       |
| 14    |                    | 3     | 0.2%       |
| 15    |                    | 4     | 0.2%       |
| 16    |                    | 37    | 2.0%       |
| 17    |                    | 434   | 23.8%      |
| 18    |                    | 968   | 53.0%      |
| 19    |                    | 99    | 5.4%       |
| 20    |                    | 36    | 2.0%       |
| 21    |                    | 10    | 0.5%       |
| 22    |                    | 9     | 0.5%       |
| 23    |                    | 8     | 0.4%       |
| 24    |                    | 8     | 0.4%       |
| 25    |                    | 5     | 0.3%       |
| 27    |                    | 1     | 0.1%       |
| 28    |                    | 3     | 0.2%       |
| 30    |                    | 2     | 0.1%       |
| 36    |                    | 1     | 0.1%       |
| 40    |                    | 1     | 0.1%       |
| 43    |                    | 2     | 0.1%       |
| 98    | Refusing to answer | 18    | 1.0%       |
| 99    | Missing            | 7     | 0.4%       |

Warning: these figures indicate the number of cases found in the data file. They cannot be interpreted as summary statistics of the population of interest.

# fs502c04: 2. Please fill in the following information about your three closest friends with the first being closest and so forth: (fill in number for 2-13) 3rd Friend (4) What is he/she doing currently?

|                    |                                                            |
|--------------------|------------------------------------------------------------|
| Information        | [Type= discrete] [Format=numeric] [Range= 0-9] [Missing=*] |
| Statistics [NW/ W] | [Valid=1826 /-] [Invalid=0 /-]                             |

| Value | Label                 | Cases | Percentage |
|-------|-----------------------|-------|------------|
| 0     | Skip                  | 168   | 9.2%       |
| 1     | Attending school      | 1489  | 81.5%      |
| 2     | Staying at home       | 35    | 1.9%       |
| 3     | Working               | 99    | 5.4%       |
| 4     | Other, please specify | 14    | 0.8%       |
| 8     | Refusing to answer    | 18    | 1.0%       |
| 9     | Missing               | 3     | 0.2%       |

Warning: these figures indicate the number of cases found in the data file. They cannot be interpreted as summary statistics of the population of interest.

# fs502c05: 2. Please fill in the following information about your three closest friends with the first being closest and so forth: (fill in number for 2-13) 3rd Friend (5) Does he/she plan to continue academically?

|                    |                                                            |
|--------------------|------------------------------------------------------------|
| Information        | [Type= discrete] [Format=numeric] [Range= 0-9] [Missing=*] |
| Statistics [NW/ W] | [Valid=1826 /-] [Invalid=0 /-]                             |

| Value | Label              | Cases | Percentage |
|-------|--------------------|-------|------------|
| 0     | Skip               | 168   | 9.2%       |
| 1     | Yes                | 1389  | 76.1%      |
| 2     | No                 | 118   | 6.5%       |
| 7     | Don't know         | 130   | 7.1%       |
| 8     | Refusing to answer | 18    | 1.0%       |
| 9     | Missing            | 3     | 0.2%       |

Warning: these figures indicate the number of cases found in the data file. They cannot be interpreted as summary statistics of the population of interest.

# fs502c06: 2. Please fill in the following information about your three closest friends with the first being closest and so forth: (fill in number for 2-13) 3rd Friend (6) How do you first meet him/her?

|                    |                                                             |
|--------------------|-------------------------------------------------------------|
| Information        | [Type= discrete] [Format=numeric] [Range= 0-99] [Missing=*] |
| Statistics [NW/ W] | [Valid=1826 /-] [Invalid=0 /-]                              |

| Value | Label                                 | Cases | Percentage |
|-------|---------------------------------------|-------|------------|
| 0     | Skip                                  | 168   | 9.2%       |
| 1     | Classmate                             | 1276  | 69.9%      |
| 2     | On campus student club/organization   | 36    | 2.0%       |
| 3     | Same school                           | 136   | 7.4%       |
| 4     | Off campus organization or activities | 18    | 1.0%       |
| 5     | Interschool activities                | 5     | 0.3%       |
| 6     | Via family members                    | 4     | 0.2%       |
| 7     | Relative                              | 8     | 0.4%       |
| 8     | Part-time work place                  | 43    | 2.4%       |
| 9     | Tutor school                          | 35    | 1.9%       |
| 10    | Online friend                         | 15    | 0.8%       |
| 11    | Neighbor                              | 16    | 0.9%       |
| 12    | Take the same bus                     | 6     | 0.3%       |
| 13    | Other (please specify)                | 39    | 2.1%       |
| 98    | Refusing to answer                    | 18    | 1.0%       |
| 99    | Missing                               | 3     | 0.2%       |

Warning: these figures indicate the number of cases found in the data file. They cannot be interpreted as summary statistics of the population of interest.

# fs502c07: 2. Please fill in the following information about your three closest friends with the first being closest and so forth: (fill in number for 2-13) 3rd Friend (7) How many years have you known him/her?

|                    |                                                             |
|--------------------|-------------------------------------------------------------|
| Information        | [Type= discrete] [Format=numeric] [Range= 0-99] [Missing=*] |
| Statistics [NW/ W] | [Valid=1826 /-] [Invalid=0 /-]                              |

| Value | Label | Cases | Percentage |
|-------|-------|-------|------------|
| 0     | Skip  | 168   | 9.2%       |
| 1     |       | 114   | 6.2%       |
| 2     |       | 350   | 19.2%      |
| 3     |       | 708   | 38.8%      |
| 4     |       | 36    | 2.0%       |
| 5     |       | 74    | 4.1%       |
| 6     |       | 187   | 10.2%      |



# fs502c07: 2. Please fill in the following information about your three closest friends with the first being closest and so forth: (fill in number for 2-13)3rd Friend (7) How many years have you known him/her?

| Value | Label              | Cases | Percentage |
|-------|--------------------|-------|------------|
| 7     |                    | 20    | 1.1%       |
| 8     |                    | 41    | 2.2%       |
| 9     |                    | 17    | 0.9%       |
| 10    |                    | 21    | 1.2%       |
| 11    |                    | 9     | 0.5%       |
| 12    |                    | 37    | 2.0%       |
| 13    |                    | 6     | 0.3%       |
| 14    |                    | 5     | 0.3%       |
| 15    |                    | 1     | 0.1%       |
| 16    |                    | 3     | 0.2%       |
| 17    |                    | 3     | 0.2%       |
| 18    |                    | 4     | 0.2%       |
| 19    |                    | 1     | 0.1%       |
| 98    | Refusing to answer | 18    | 1.0%       |
| 99    | Missing            | 3     | 0.2%       |

Warning: these figures indicate the number of cases found in the data file. They cannot be interpreted as summary statistics of the population of interest.

# fs502c08: 2. Please fill in the following information about your three closest friends with the first being closest and so forth: (fill in number for 2-13) 3rd Friend (8) How often do you contact him/her through phone or cell phone?

|                    |                                                            |
|--------------------|------------------------------------------------------------|
| Information        | [Type= discrete] [Format=numeric] [Range= 0-9] [Missing=*] |
| Statistics [NW/ W] | [Valid=1826 /-] [Invalid=0 /-]                             |

| Value | Label                | Cases | Percentage |
|-------|----------------------|-------|------------|
| 0     | Skip                 | 168   | 9.2%       |
| 1     | Many times a day     | 77    | 4.2%       |
| 2     | Almost every day     | 244   | 13.4%      |
| 3     | 1-2 times a week     | 599   | 32.8%      |
| 4     | Once every 2-3 weeks | 358   | 19.6%      |
| 5     | Almost never         | 359   | 19.7%      |
| 8     | Refusing to answer   | 18    | 1.0%       |
| 9     | Missing              | 3     | 0.2%       |

Warning: these figures indicate the number of cases found in the data file. They cannot be interpreted as summary statistics of the population of interest.

# fs502c09: 2. Please fill in the following information about your three closest friends with the first being closest and so forth: 3rd Friend (9) Do you often contact him/her through email, MSN (yahoo messenger or ICQ), or letters?

|                    |                                                            |
|--------------------|------------------------------------------------------------|
| Information        | [Type= discrete] [Format=numeric] [Range= 0-9] [Missing=*] |
| Statistics [NW/ W] | [Valid=1826 /-] [Invalid=0 /-]                             |

| Value | Label                | Cases | Percentage |
|-------|----------------------|-------|------------|
| 0     | Skip                 | 168   | 9.2%       |
| 1     | Many times a day     | 61    | 3.3%       |
| 2     | Almost every day     | 251   | 13.7%      |
| 3     | 1-2 times a week     | 433   | 23.7%      |
| 4     | Once every 2-3 weeks | 253   | 13.9%      |
| 5     | Almost never         | 639   | 35.0%      |
| 8     | Refusing to answer   | 18    | 1.0%       |
| 9     | Missing              | 3     | 0.2%       |

# fs502c09: 2. Please fill in the following information about your three closest friends with the first being closest and so forth: 3rd Friend (9) Do you often contact him/her through email, MSN (yahoo messenger or ICQ), or letters?

Warning: these figures indicate the number of cases found in the data file. They cannot be interpreted as summary statistics of the population of interest.

# fs502c10: 2. Please fill in the following information about your three closest friends with the first being closest and so forth: (fill in number for 2-13) 3rd Friend (10) Do you often meet up with him/her?

Information [Type= discrete] [Format=numeric] [Range= 0-9] [Missing=\*]

Statistics [NW/ W] [Valid=1826 /-] [Invalid=0 /-]

| Value | Label                | Cases | Percentage |
|-------|----------------------|-------|------------|
| 0     | Skip                 | 168   | 9.2%       |
| 1     | Many times a day     | 441   | 24.2%      |
| 2     | Almost every day     | 635   | 34.8%      |
| 3     | 1-2 times a week     | 242   | 13.3%      |
| 4     | Once every 2-3 weeks | 201   | 11.0%      |
| 5     | Almost never         | 118   | 6.5%       |
| 8     | Refusing to answer   | 18    | 1.0%       |
| 9     | Missing              | 3     | 0.2%       |

Warning: these figures indicate the number of cases found in the data file. They cannot be interpreted as summary statistics of the population of interest.

# fs502c11: 2. Please fill in the following information about your three closest friends with the first being closest and so forth: (fill in number for 2-13) 3rd Friend (11) Are you close to his/her parents?

Information [Type= discrete] [Format=numeric] [Range= 0-9] [Missing=\*]

Statistics [NW/ W] [Valid=1826 /-] [Invalid=0 /-]

| Value | Label              | Cases | Percentage |
|-------|--------------------|-------|------------|
| 0     | Skip               | 168   | 9.2%       |
| 1     | Very close         | 176   | 9.6%       |
| 2     | Know but not close | 538   | 29.5%      |
| 3     | Do not know them   | 923   | 50.5%      |
| 8     | Refusing to answer | 18    | 1.0%       |
| 9     | Missing            | 3     | 0.2%       |

Warning: these figures indicate the number of cases found in the data file. They cannot be interpreted as summary statistics of the population of interest.

# fs502c12: 2. Please fill in the following information about your three closest friends with the first being closest and so forth: (fill in number for 2-13) 3rd Friend

Information [Type= discrete] [Format=numeric] [Range= 0-9] [Missing=\*]

Statistics [NW/ W] [Valid=1826 /-] [Invalid=0 /-]

| Value | Label              | Cases | Percentage |
|-------|--------------------|-------|------------|
| 0     | Skip               | 168   | 9.2%       |
| 1     | Very close         | 153   | 8.4%       |
| 2     | Know but not close | 480   | 26.3%      |
| 3     | Do not know them   | 1004  | 55.0%      |
| 8     | Refusing to answer | 18    | 1.0%       |
| 9     | Missing            | 3     | 0.2%       |







Warning: these figures indicate the number of cases found in the data file. They cannot be interpreted as summary statistics of the population of interest.

# fs502c13: 2. Please fill in the following information about your three closest friends with the first being closest and so forth: (fill in number for 2-13) 3rd Friend (13) Are your parents close to his/her parents?

Information [Type= discrete] [Format=numeric] [Range= 0-9] [Missing=\*]

Statistics [NW/ W] [Valid=1826 /-] [Invalid=0 /-]

# fs502c13: 2. Please fill in the following information about your three closest friends with the first being closest and so forth: (fill in number for 2-13) 3rd Friend (13) Are your parents close to his/her parents?

| Value | Label              | Cases | Percentage                                                                                |
|-------|--------------------|-------|-------------------------------------------------------------------------------------------|
| 0     | Skip               | 168   |  9.2%  |
| 1     | Very close         | 82    |  4.5%  |
| 2     | Know but not close | 205   |  11.2% |
| 3     | Do not know them   | 1348  |  73.8% |
| 8     | Refusing to answer | 18    |  1.0%  |
| 9     | Missing            | 5     |  0.3%  |

*Warning: these figures indicate the number of cases found in the data file. They cannot be interpreted as summary statistics of the population of interest.*

**# fs502c14: 2. Please fill in the following information about your three closest friends with the first being closest and so forth: (fill in number for 2-13) 3rd Friend (14) Is this friend close to the 1st friend?**

|                           |                                                            |
|---------------------------|------------------------------------------------------------|
| <b>Information</b>        | [Type= discrete] [Format=numeric] [Range= 0-9] [Missing=*] |
| <b>Statistics [NW/ W]</b> | [Valid=1826 /-] [Invalid=0 /-]                             |

| Value | Label              | Cases | Percentage |
|-------|--------------------|-------|------------|
| 0     | Skip               | 168   | 9.2%       |
| 1     | Very close         | 826   | 45.2%      |
| 2     | Know but not close | 324   | 17.7%      |
| 3     | Do not know them   | 484   | 26.5%      |
| 8     | Refusing to answer | 18    | 1.0%       |
| 9     | Missing            | 6     | 0.3%       |

*Warning: these figures indicate the number of cases found in the data file. They cannot be interpreted as summary statistics of the population of interest.*

**# fs502c15: 2. Please fill in the following information about your three closest friends with the first being closest and so forth: (fill in number for 2-13) 3rd Friend (15) Is this friend close to your 2nd friend?**

|                           |                                                            |
|---------------------------|------------------------------------------------------------|
| <b>Information</b>        | [Type= discrete] [Format=numeric] [Range= 0-9] [Missing=*] |
| <b>Statistics [NW/ W]</b> | [Valid=1826 /-] [Invalid=0 /-]                             |

| Value | Label              | Cases | Percentage |
|-------|--------------------|-------|------------|
| 0     | Skip               | 168   | 9.2%       |
| 1     | Very close         | 917   | 50.2%      |
| 2     | Know but not close | 303   | 16.6%      |
| 3     | Do not know them   | 415   | 22.7%      |
| 8     | Refusing to answer | 18    | 1.0%       |
| 9     | Missing            | 5     | 0.3%       |

*Warning: these figures indicate the number of cases found in the data file. They cannot be interpreted as summary statistics of the population of interest.*

**# fs503001: 3. How much do you agree with each of the following descriptions of your best friends?(1) He/she/they care about me**

|                           |                                                            |
|---------------------------|------------------------------------------------------------|
| <b>Information</b>        | [Type= discrete] [Format=numeric] [Range= 0-9] [Missing=*] |
| <b>Statistics [NW/ W]</b> | [Valid=1826 /-] [Invalid=0 /-]                             |

| Value | Label              | Cases | Percentage |
|-------|--------------------|-------|------------|
| 0     | Skip               | 23    | 1.3%       |
| 1     | Strongly agree     | 866   | 47.4%      |
| 2     | Agree              | 898   | 49.2%      |
| 3     | Disagree           | 30    | 1.6%       |
| 4     | Strongly disagree  | 5     | 0.3%       |
| 8     | Refusing to answer | 3     | 0.2%       |
| 9     | Missing            | 1     | 0.1%       |





*Warning: these figures indicate the number of cases found in the data file. They cannot be interpreted as summary statistics of the population of interest.*

**# fs503002: 3. How much do you agree with each of the following descriptions of your best friends?(2) He/she/they often help me**

|                           |                                                            |
|---------------------------|------------------------------------------------------------|
| <b>Information</b>        | [Type= discrete] [Format=numeric] [Range= 0-9] [Missing=*] |
| <b>Statistics [NW/ W]</b> | [Valid=1826 /-] [Invalid=0 /-]                             |

| Value | Label          | Cases | Percentage |
|-------|----------------|-------|------------|
| 0     | Skip           | 23    | 1.3%       |
| 1     | Strongly agree | 862   | 47.2%      |
| 2     | Agree          | 898   | 49.2%      |








**# fs503002: 3. How much do you agree with each of the following descriptions of your best friends?(2) He/she/they often help me**

| Value | Label              | Cases | Percentage                                                                               |
|-------|--------------------|-------|------------------------------------------------------------------------------------------|
| 3     | Disagree           | 34    |  1.9% |
| 4     | Strongly disagree  | 5     |  0.3% |
| 8     | Refusing to answer | 3     |  0.2% |
| 9     | Missing            | 1     |  0.1% |

*Warning: these figures indicate the number of cases found in the data file. They cannot be interpreted as summary statistics of the population of interest.*

**# fs503003: 3. How much do you agree with each of the following descriptions of your best friends?(3) When I experience setback, I can always be comforted by him/her/them**






|                           |                                                            |
|---------------------------|------------------------------------------------------------|
| <b>Information</b>        | [Type= discrete] [Format=numeric] [Range= 0-9] [Missing=*] |
| <b>Statistics [NW/ W]</b> | [Valid=1826 /-] [Invalid=0 /-]                             |

| Value | Label              | Cases | Percentage                                                                                |
|-------|--------------------|-------|-------------------------------------------------------------------------------------------|
| 0     | Skip               | 23    |  1.3%  |
| 1     | Strongly agree     | 812   |  44.5% |
| 2     | Agree              | 874   |  47.9% |
| 3     | Disagree           | 108   |  5.9%  |
| 4     | Strongly disagree  | 5     |  0.3%  |
| 8     | Refusing to answer | 3     |  0.2%  |
| 9     | Missing            | 1     |  0.1%  |

*Warning: these figures indicate the number of cases found in the data file. They cannot be interpreted as summary statistics of the population of interest.*

**# fs504001: 4. What do you usually do when you are with them? (multiple selections possible)(01) Going shopping**






|                           |                                                            |
|---------------------------|------------------------------------------------------------|
| <b>Information</b>        | [Type= discrete] [Format=numeric] [Range= 0-9] [Missing=*] |
| <b>Statistics [NW/ W]</b> | [Valid=1826 /-] [Invalid=0 /-]                             |

| Value | Label              | Cases | Percentage                                                                                  |
|-------|--------------------|-------|---------------------------------------------------------------------------------------------|
| 0     | Skip               | 23    |  1.3%  |
| 1     | Yes                | 1344  |  73.6% |
| 2     | No                 | 455   |  24.9% |
| 8     | Refusing to answer | 3     |  0.2%  |
| 9     | Missing            | 1     |  0.1%  |

*Warning: these figures indicate the number of cases found in the data file. They cannot be interpreted as summary statistics of the population of interest.*

**# fs504002: 4. What do you usually do when you are with them? (multiple selections possible)(02) Watching movie or listen to concerts**

|                           |                                                            |
|---------------------------|------------------------------------------------------------|
| <b>Information</b>        | [Type= discrete] [Format=numeric] [Range= 0-9] [Missing=*] |
| <b>Statistics [NW/ W]</b> | [Valid=1826 /-] [Invalid=0 /-]                             |

| Value | Label              | Cases | Percentage                                                                                  |
|-------|--------------------|-------|---------------------------------------------------------------------------------------------|
| 0     | Skip               | 23    |  1.3%  |
| 1     | Yes                | 834   |  45.7% |
| 2     | No                 | 965   |  52.8% |
| 8     | Refusing to answer | 3     |  0.2%  |
| 9     | Missing            | 1     |  0.1%  |

*Warning: these figures indicate the number of cases found in the data file. They cannot be interpreted as summary statistics of the population of interest.*

**# fs504003: 4. What do you usually do when you are with them? (multiple selections possible)(03) Outdoor activities such as playing basketball, swimming, or climbing mountain**

|                    |                                                            |
|--------------------|------------------------------------------------------------|
| <b>Information</b> | [Type= discrete] [Format=numeric] [Range= 0-9] [Missing=*] |
|--------------------|------------------------------------------------------------|

**# fs504003: 4. What do you usually do when you are with them? (multiple selections possible)(03) Outdoor activities such as playing basketball, swimming, or climbing mountain**

|                           |                                |
|---------------------------|--------------------------------|
| <b>Statistics [NW/ W]</b> | [Valid=1826 /-] [Invalid=0 /-] |
|---------------------------|--------------------------------|

| Value | Label              | Cases | Percentage |
|-------|--------------------|-------|------------|
| 0     | Skip               | 23    | 1.3%       |
| 1     | Yes                | 919   | 50.3%      |
| 2     | No                 | 880   | 48.2%      |
| 8     | Refusing to answer | 3     | 0.2%       |
| 9     | Missing            | 1     | 0.1%       |

*Warning: these figures indicate the number of cases found in the data file. They cannot be interpreted as summary statistics of the population of interest.*

**# fs504004: 4. What do you usually do when you are with them? (multiple selections possible)(04) Playing video game**

|                    |                                                            |
|--------------------|------------------------------------------------------------|
| <b>Information</b> | [Type= discrete] [Format=numeric] [Range= 0-9] [Missing=*] |
|--------------------|------------------------------------------------------------|

|                           |                                |
|---------------------------|--------------------------------|
| <b>Statistics [NW/ W]</b> | [Valid=1826 /-] [Invalid=0 /-] |
|---------------------------|--------------------------------|

| Value | Label              | Cases | Percentage |
|-------|--------------------|-------|------------|
| 0     | Skip               | 23    | 1.3%       |
| 1     | Yes                | 503   | 27.5%      |
| 2     | No                 | 1296  | 71.0%      |
| 8     | Refusing to answer | 3     | 0.2%       |
| 9     | Missing            | 1     | 0.1%       |

*Warning: these figures indicate the number of cases found in the data file. They cannot be interpreted as summary statistics of the population of interest.*

**# fs504005: 4. What do you usually do when you are with them? (multiple selections possible)(05) Playing cards, playing mahjong**

|                    |                                                            |
|--------------------|------------------------------------------------------------|
| <b>Information</b> | [Type= discrete] [Format=numeric] [Range= 0-9] [Missing=*] |
|--------------------|------------------------------------------------------------|

|                           |                                |
|---------------------------|--------------------------------|
| <b>Statistics [NW/ W]</b> | [Valid=1826 /-] [Invalid=0 /-] |
|---------------------------|--------------------------------|

| Value | Label              | Cases | Percentage |
|-------|--------------------|-------|------------|
| 0     | Skip               | 23    | 1.3%       |
| 1     | Yes                | 264   | 14.5%      |
| 2     | No                 | 1535  | 84.1%      |
| 8     | Refusing to answer | 3     | 0.2%       |
| 9     | Missing            | 1     | 0.1%       |

*Warning: these figures indicate the number of cases found in the data file. They cannot be interpreted as summary statistics of the population of interest.*

**# fs504006: 4. What do you usually do when you are with them? (multiple selections possible)(06) Chatting**

|                    |                                                            |
|--------------------|------------------------------------------------------------|
| <b>Information</b> | [Type= discrete] [Format=numeric] [Range= 0-9] [Missing=*] |
|--------------------|------------------------------------------------------------|

|                           |                                |
|---------------------------|--------------------------------|
| <b>Statistics [NW/ W]</b> | [Valid=1826 /-] [Invalid=0 /-] |
|---------------------------|--------------------------------|

| Value | Label              | Cases | Percentage |
|-------|--------------------|-------|------------|
| 0     | Skip               | 23    | 1.3%       |
| 1     | Yes                | 1518  | 83.1%      |
| 2     | No                 | 281   | 15.4%      |
| 8     | Refusing to answer | 3     | 0.2%       |
| 9     | Missing            | 1     | 0.1%       |

*Warning: these figures indicate the number of cases found in the data file. They cannot be interpreted as summary statistics of the population of interest.*

**# fs504007: 4. What do you usually do when you are with them? (multiple selections possible)(07) Discussing homework**

|                    |                                                            |
|--------------------|------------------------------------------------------------|
| <b>Information</b> | [Type= discrete] [Format=numeric] [Range= 0-9] [Missing=*] |
|--------------------|------------------------------------------------------------|

|                           |                                |
|---------------------------|--------------------------------|
| <b>Statistics [NW/ W]</b> | [Valid=1826 /-] [Invalid=0 /-] |
|---------------------------|--------------------------------|

**# fs504007: 4. What do you usually do when you are with them? (multiple selections possible)(07) Discussing homework**

| Value | Label              | Cases | Percentage |
|-------|--------------------|-------|------------|
| 0     | Skip               | 23    | 1.3%       |
| 1     | Yes                | 927   | 50.8%      |
| 2     | No                 | 872   | 47.8%      |
| 8     | Refusing to answer | 3     | 0.2%       |
| 9     | Missing            | 1     | 0.1%       |

*Warning: these figures indicate the number of cases found in the data file. They cannot be interpreted as summary statistics of the population of interest.*

**# fs504008: 4. What do you usually do when you are with them? (multiple selections possible)(08) Eating out together**

|                           |                                                            |
|---------------------------|------------------------------------------------------------|
| <b>Information</b>        | [Type= discrete] [Format=numeric] [Range= 0-9] [Missing=*] |
| <b>Statistics [NW/ W]</b> | [Valid=1826 /-] [Invalid=0 /-]                             |

| Value | Label              | Cases | Percentage |
|-------|--------------------|-------|------------|
| 0     | Skip               | 23    | 1.3%       |
| 1     | Yes                | 1211  | 66.3%      |
| 2     | No                 | 588   | 32.2%      |
| 8     | Refusing to answer | 3     | 0.2%       |
| 9     | Missing            | 1     | 0.1%       |

*Warning: these figures indicate the number of cases found in the data file. They cannot be interpreted as summary statistics of the population of interest.*

**# fs504009: 4. What do you usually do when you are with them? (multiple selections possible)(09) Going to KTV**

|                           |                                                            |
|---------------------------|------------------------------------------------------------|
| <b>Information</b>        | [Type= discrete] [Format=numeric] [Range= 0-9] [Missing=*] |
| <b>Statistics [NW/ W]</b> | [Valid=1826 /-] [Invalid=0 /-]                             |

| Value | Label              | Cases | Percentage |
|-------|--------------------|-------|------------|
| 0     | Skip               | 23    | 1.3%       |
| 1     | Yes                | 553   | 30.3%      |
| 2     | No                 | 1246  | 68.2%      |
| 8     | Refusing to answer | 3     | 0.2%       |
| 9     | Missing            | 1     | 0.1%       |

*Warning: these figures indicate the number of cases found in the data file. They cannot be interpreted as summary statistics of the population of interest.*

**# fs504010: 4. What do you usually do when you are with them? (multiple selections possible)(10) Smoking, drinking alcohol, or taking illicit drugs**

|                           |                                                            |
|---------------------------|------------------------------------------------------------|
| <b>Information</b>        | [Type= discrete] [Format=numeric] [Range= 0-9] [Missing=*] |
| <b>Statistics [NW/ W]</b> | [Valid=1826 /-] [Invalid=0 /-]                             |

| Value | Label              | Cases | Percentage |
|-------|--------------------|-------|------------|
| 0     | Skip               | 23    | 1.3%       |
| 1     | Yes                | 46    | 2.5%       |
| 2     | No                 | 1753  | 96.0%      |
| 8     | Refusing to answer | 3     | 0.2%       |
| 9     | Missing            | 1     | 0.1%       |

*Warning: these figures indicate the number of cases found in the data file. They cannot be interpreted as summary statistics of the population of interest.*

**# fs504011: 4. What do you usually do when you are with them? (multiple selections possible)(11) Dancing**

|                           |                                                            |
|---------------------------|------------------------------------------------------------|
| <b>Information</b>        | [Type= discrete] [Format=numeric] [Range= 0-9] [Missing=*] |
| <b>Statistics [NW/ W]</b> | [Valid=1826 /-] [Invalid=0 /-]                             |

| # fs504011: 4. What do you usually do when you are with them? (multiple selections possible)(11) Dancing                                                    |                                                            |       |            |
|-------------------------------------------------------------------------------------------------------------------------------------------------------------|------------------------------------------------------------|-------|------------|
| Value                                                                                                                                                       | Label                                                      | Cases | Percentage |
| 0                                                                                                                                                           | Skip                                                       | 23    | 1.3%       |
| 1                                                                                                                                                           | Yes                                                        | 77    | 4.2%       |
| 2                                                                                                                                                           | No                                                         | 1722  | 94.3%      |
| 8                                                                                                                                                           | Refusing to answer                                         | 3     | 0.2%       |
| 9                                                                                                                                                           | Missing                                                    | 1     | 0.1%       |
| Warning: these figures indicate the number of cases found in the data file. They cannot be interpreted as summary statistics of the population of interest. |                                                            |       |            |
| # fs504012: 4. What do you usually do when you are with them? (multiple selections possible)(12) Other,                                                     |                                                            |       |            |
| Information                                                                                                                                                 | [Type= discrete] [Format=numeric] [Range= 0-9] [Missing=*] |       |            |
| Statistics [NW/ W]                                                                                                                                          | [Valid=1826 /-] [Invalid=0 /-]                             |       |            |
| Value                                                                                                                                                       | Label                                                      | Cases | Percentage |
| 0                                                                                                                                                           | Skip                                                       | 23    | 1.3%       |
| 1                                                                                                                                                           | Yes                                                        | 43    | 2.4%       |
| 2                                                                                                                                                           | No                                                         | 1756  | 96.2%      |
| 8                                                                                                                                                           | Refusing to answer                                         | 3     | 0.2%       |
| 9                                                                                                                                                           | Missing                                                    | 1     | 0.1%       |
| Warning: these figures indicate the number of cases found in the data file. They cannot be interpreted as summary statistics of the population of interest. |                                                            |       |            |
| # fs505a01: 5. In the past year, did your closest friend(s) do the following? (1) Smoking                                                                   |                                                            |       |            |
| Information                                                                                                                                                 | [Type= discrete] [Format=numeric] [Range= 0-9] [Missing=*] |       |            |
| Statistics [NW/ W]                                                                                                                                          | [Valid=1826 /-] [Invalid=0 /-]                             |       |            |
| Value                                                                                                                                                       | Label                                                      | Cases | Percentage |
| 0                                                                                                                                                           | Skip                                                       | 23    | 1.3%       |
| 1                                                                                                                                                           | Yes                                                        | 459   | 25.1%      |
| 2                                                                                                                                                           | No                                                         | 1342  | 73.5%      |
| 8                                                                                                                                                           | Refusing to answer                                         | 2     | 0.1%       |
| 9                                                                                                                                                           | Missing                                                    | 0     |            |
| Warning: these figures indicate the number of cases found in the data file. They cannot be interpreted as summary statistics of the population of interest. |                                                            |       |            |
| # fs505a02: 5. In the past year, did your closest friend(s) do the following? (2) Drinking alcohol                                                          |                                                            |       |            |
| Information                                                                                                                                                 | [Type= discrete] [Format=numeric] [Range= 0-9] [Missing=*] |       |            |
| Statistics [NW/ W]                                                                                                                                          | [Valid=1826 /-] [Invalid=0 /-]                             |       |            |
| Value                                                                                                                                                       | Label                                                      | Cases | Percentage |
| 0                                                                                                                                                           | Skip                                                       | 23    | 1.3%       |
| 1                                                                                                                                                           | Yes                                                        | 504   | 27.6%      |
| 2                                                                                                                                                           | No                                                         | 1295  | 70.9%      |
| 8                                                                                                                                                           | Refusing to answer                                         | 2     | 0.1%       |
| 9                                                                                                                                                           | Missing                                                    | 2     | 0.1%       |
| Warning: these figures indicate the number of cases found in the data file. They cannot be interpreted as summary statistics of the population of interest. |                                                            |       |            |
| # fs505a03: 5. In the past year, did your closest friend(s) do the following? (3) Running away from home                                                    |                                                            |       |            |
| Information                                                                                                                                                 | [Type= discrete] [Format=numeric] [Range= 0-9] [Missing=*] |       |            |
| Statistics [NW/ W]                                                                                                                                          | [Valid=1826 /-] [Invalid=0 /-]                             |       |            |
| Value                                                                                                                                                       | Label                                                      | Cases | Percentage |
| 0                                                                                                                                                           | Skip                                                       | 23    | 1.3%       |
| 1                                                                                                                                                           | Yes                                                        | 53    | 2.9%       |



| # fs505a03: 5. In the past year, did your closest friend(s) do the following? (3) Running away from home                                                    |                                                            |       |                              |
|-------------------------------------------------------------------------------------------------------------------------------------------------------------|------------------------------------------------------------|-------|------------------------------|
| Value                                                                                                                                                       | Label                                                      | Cases | Percentage                   |
| 2                                                                                                                                                           | No                                                         | 1747  | <div><div></div></div> 95.7% |
| 8                                                                                                                                                           | Refusing to answer                                         | 2     | 0.1%                         |
| 9                                                                                                                                                           | Missing                                                    | 1     | 0.1%                         |
| Warning: these figures indicate the number of cases found in the data file. They cannot be interpreted as summary statistics of the population of interest. |                                                            |       |                              |
| # fs505a04: 5. In the past year, did your closest friend(s) do the following? (4) Stealing                                                                  |                                                            |       |                              |
| Information                                                                                                                                                 | [Type= discrete] [Format=numeric] [Range= 0-9] [Missing=*] |       |                              |
| Statistics [NW/ W]                                                                                                                                          | [Valid=1826 /-] [Invalid=0 /-]                             |       |                              |
| Value                                                                                                                                                       | Label                                                      | Cases | Percentage                   |
| 0                                                                                                                                                           | Skip                                                       | 23    | <div><div></div></div> 1.3%  |
| 1                                                                                                                                                           | Yes                                                        | 33    | <div><div></div></div> 1.8%  |
| 2                                                                                                                                                           | No                                                         | 1767  | <div><div></div></div> 96.8% |
| 8                                                                                                                                                           | Refusing to answer                                         | 2     | 0.1%                         |
| 9                                                                                                                                                           | Missing                                                    | 1     | 0.1%                         |
| Warning: these figures indicate the number of cases found in the data file. They cannot be interpreted as summary statistics of the population of interest. |                                                            |       |                              |
| # fs505a05: 5. In the past year, did your closest friend(s) do the following? (5) Fighting                                                                  |                                                            |       |                              |
| Information                                                                                                                                                 | [Type= discrete] [Format=numeric] [Range= 0-9] [Missing=*] |       |                              |
| Statistics [NW/ W]                                                                                                                                          | [Valid=1826 /-] [Invalid=0 /-]                             |       |                              |
| Value                                                                                                                                                       | Label                                                      | Cases | Percentage                   |
| 0                                                                                                                                                           | Skip                                                       | 23    | <div><div></div></div> 1.3%  |
| 1                                                                                                                                                           | Yes                                                        | 115   | <div><div></div></div> 6.3%  |
| 2                                                                                                                                                           | No                                                         | 1685  | <div><div></div></div> 92.3% |
| 8                                                                                                                                                           | Refusing to answer                                         | 2     | 0.1%                         |
| 9                                                                                                                                                           | Missing                                                    | 1     | 0.1%                         |
| Warning: these figures indicate the number of cases found in the data file. They cannot be interpreted as summary statistics of the population of interest. |                                                            |       |                              |
| # fs505a06: 5. In the past year, did your closest friend(s) do the following? (6) Using illicit drugs such as MDMA or all purpose adhesive                  |                                                            |       |                              |
| Information                                                                                                                                                 | [Type= discrete] [Format=numeric] [Range= 0-9] [Missing=*] |       |                              |
| Statistics [NW/ W]                                                                                                                                          | [Valid=1826 /-] [Invalid=0 /-]                             |       |                              |
| Value                                                                                                                                                       | Label                                                      | Cases | Percentage                   |
| 0                                                                                                                                                           | Skip                                                       | 23    | <div><div></div></div> 1.3%  |
| 1                                                                                                                                                           | Yes                                                        | 41    | <div><div></div></div> 2.2%  |
| 2                                                                                                                                                           | No                                                         | 1759  | <div><div></div></div> 96.3% |
| 8                                                                                                                                                           | Refusing to answer                                         | 2     | 0.1%                         |
| 9                                                                                                                                                           | Missing                                                    | 1     | 0.1%                         |
| Warning: these figures indicate the number of cases found in the data file. They cannot be interpreted as summary statistics of the population of interest. |                                                            |       |                              |
| # fs505b01: 5. In the past year, did your closest friend(s) do the following? How about you?(1) Smoking                                                     |                                                            |       |                              |
| Information                                                                                                                                                 | [Type= discrete] [Format=numeric] [Range= 1-9] [Missing=*] |       |                              |
| Statistics [NW/ W]                                                                                                                                          | [Valid=1826 /-] [Invalid=0 /-]                             |       |                              |
| Value                                                                                                                                                       | Label                                                      | Cases | Percentage                   |
| 1                                                                                                                                                           | No                                                         | 1573  | <div><div></div></div> 86.1% |
| 2                                                                                                                                                           | 1-2 times                                                  | 53    | <div><div></div></div> 2.9%  |
| 3                                                                                                                                                           | Sometimes                                                  | 75    | <div><div></div></div> 4.1%  |

| # fs505b01: 5. In the past year, did your closest friend(s) do the following? How about you?(1) Smoking                                                     |                                                            |       |                              |
|-------------------------------------------------------------------------------------------------------------------------------------------------------------|------------------------------------------------------------|-------|------------------------------|
| Value                                                                                                                                                       | Label                                                      | Cases | Percentage                   |
| 4                                                                                                                                                           | Often                                                      | 64    | <div><div></div></div> 3.5%  |
| 5                                                                                                                                                           | Always                                                     | 55    | <div><div></div></div> 3.0%  |
| 8                                                                                                                                                           | Refusing to answer                                         | 1     | 0.1%                         |
| 9                                                                                                                                                           | Missing                                                    | 5     | 0.3%                         |
| Warning: these figures indicate the number of cases found in the data file. They cannot be interpreted as summary statistics of the population of interest. |                                                            |       |                              |
| # fs505b02: 5. In the past year, did your closest friend(s) do the following? How about you?(2) Drinking alcohol                                            |                                                            |       |                              |
| Information                                                                                                                                                 | [Type= discrete] [Format=numeric] [Range= 1-9] [Missing=*] |       |                              |
| Statistics [NW/ W]                                                                                                                                          | [Valid=1826 /-] [Invalid=0 /-]                             |       |                              |
| Value                                                                                                                                                       | Label                                                      | Cases | Percentage                   |
| 1                                                                                                                                                           | No                                                         | 1319  | <div><div></div></div> 72.2% |
| 2                                                                                                                                                           | 1-2 times                                                  | 309   | <div><div></div></div> 16.9% |
| 3                                                                                                                                                           | Sometimes                                                  | 167   | <div><div></div></div> 9.1%  |
| 4                                                                                                                                                           | Often                                                      | 14    | <div><div></div></div> 0.8%  |
| 5                                                                                                                                                           | Always                                                     | 11    | <div><div></div></div> 0.6%  |
| 8                                                                                                                                                           | Refusing to answer                                         | 1     | 0.1%                         |
| 9                                                                                                                                                           | Missing                                                    | 5     | 0.3%                         |
| Warning: these figures indicate the number of cases found in the data file. They cannot be interpreted as summary statistics of the population of interest. |                                                            |       |                              |
| # fs505b03: 5. In the past year, did your closest friend(s) do the following? How about you?(3) Running away from home                                      |                                                            |       |                              |
| Information                                                                                                                                                 | [Type= discrete] [Format=numeric] [Range= 1-9] [Missing=*] |       |                              |
| Statistics [NW/ W]                                                                                                                                          | [Valid=1826 /-] [Invalid=0 /-]                             |       |                              |
| Value                                                                                                                                                       | Label                                                      | Cases | Percentage                   |
| 1                                                                                                                                                           | No                                                         | 1783  | <div><div></div></div> 97.6% |
| 2                                                                                                                                                           | 1-2 times                                                  | 30    | <div><div></div></div> 1.6%  |
| 3                                                                                                                                                           | Sometimes                                                  | 4     | <div><div></div></div> 0.2%  |
| 4                                                                                                                                                           | Often                                                      | 1     | <div><div></div></div> 0.1%  |
| 5                                                                                                                                                           | Always                                                     | 2     | <div><div></div></div> 0.1%  |
| 8                                                                                                                                                           | Refusing to answer                                         | 1     | 0.1%                         |
| 9                                                                                                                                                           | Missing                                                    | 5     | 0.3%                         |
| Warning: these figures indicate the number of cases found in the data file. They cannot be interpreted as summary statistics of the population of interest. |                                                            |       |                              |
| # fs505b04: 5. In the past year, did your closest friend(s) do the following? How about you?(4) Stealing                                                    |                                                            |       |                              |
| Information                                                                                                                                                 | [Type= discrete] [Format=numeric] [Range= 1-9] [Missing=*] |       |                              |
| Statistics [NW/ W]                                                                                                                                          | [Valid=1826 /-] [Invalid=0 /-]                             |       |                              |
| Value                                                                                                                                                       | Label                                                      | Cases | Percentage                   |
| 1                                                                                                                                                           | No                                                         | 1803  | <div><div></div></div> 98.7% |
| 2                                                                                                                                                           | 1-2 times                                                  | 13    | <div><div></div></div> 0.7%  |
| 3                                                                                                                                                           | Sometimes                                                  | 3     | <div><div></div></div> 0.2%  |
| 4                                                                                                                                                           | Often                                                      | 0     |                              |
| 5                                                                                                                                                           | Always                                                     | 1     | 0.1%                         |
| 8                                                                                                                                                           | Refusing to answer                                         | 1     | 0.1%                         |
| 9                                                                                                                                                           | Missing                                                    | 5     | 0.3%                         |
| Warning: these figures indicate the number of cases found in the data file. They cannot be interpreted as summary statistics of the population of interest. |                                                            |       |                              |

| # fs505b05: 5. In the past year, did your closest friend(s) do the following? How about you?(5) Fighting                                                    |                                                            |       |                              |
|-------------------------------------------------------------------------------------------------------------------------------------------------------------|------------------------------------------------------------|-------|------------------------------|
| Information                                                                                                                                                 | [Type= discrete] [Format=numeric] [Range= 1-9] [Missing=*] |       |                              |
| Statistics [NW/ W]                                                                                                                                          | [Valid=1826 /-] [Invalid=0 /-]                             |       |                              |
| Value                                                                                                                                                       | Label                                                      | Cases | Percentage                   |
| 1                                                                                                                                                           | No                                                         | 1762  | <div><div></div></div> 96.5% |
| 2                                                                                                                                                           | 1-2 times                                                  | 37    | <div><div></div></div> 2.0%  |
| 3                                                                                                                                                           | Sometimes                                                  | 19    | <div><div></div></div> 1.0%  |
| 4                                                                                                                                                           | Often                                                      | 0     |                              |
| 5                                                                                                                                                           | Always                                                     | 2     | <div><div></div></div> 0.1%  |
| 8                                                                                                                                                           | Refusing to answer                                         | 1     | <div><div></div></div> 0.1%  |
| 9                                                                                                                                                           | Missing                                                    | 5     | <div><div></div></div> 0.3%  |
| Warning: these figures indicate the number of cases found in the data file. They cannot be interpreted as summary statistics of the population of interest. |                                                            |       |                              |
| # fs505b06: 5. In the past year, did your closest friend(s) do the following? How about you?(6) Using illicit drugs such as MDMA or all purpose adhesive    |                                                            |       |                              |
| Information                                                                                                                                                 | [Type= discrete] [Format=numeric] [Range= 1-9] [Missing=*] |       |                              |
| Statistics [NW/ W]                                                                                                                                          | [Valid=1826 /-] [Invalid=0 /-]                             |       |                              |
| Value                                                                                                                                                       | Label                                                      | Cases | Percentage                   |
| 1                                                                                                                                                           | No                                                         | 1808  | <div><div></div></div> 99.0% |
| 2                                                                                                                                                           | 1-2 times                                                  | 9     | <div><div></div></div> 0.5%  |
| 3                                                                                                                                                           | Sometimes                                                  | 2     | <div><div></div></div> 0.1%  |
| 4                                                                                                                                                           | Often                                                      | 0     |                              |
| 5                                                                                                                                                           | Always                                                     | 1     | <div><div></div></div> 0.1%  |
| 8                                                                                                                                                           | Refusing to answer                                         | 1     | <div><div></div></div> 0.1%  |
| 9                                                                                                                                                           | Missing                                                    | 5     | <div><div></div></div> 0.3%  |
| Warning: these figures indicate the number of cases found in the data file. They cannot be interpreted as summary statistics of the population of interest. |                                                            |       |                              |
| # fs506000: 6. Except the closest friends, did you drift apart from other friends in the past year?                                                         |                                                            |       |                              |
| Information                                                                                                                                                 | [Type= discrete] [Format=numeric] [Range= 0-9] [Missing=*] |       |                              |
| Statistics [NW/ W]                                                                                                                                          | [Valid=1826 /-] [Invalid=0 /-]                             |       |                              |
| Value                                                                                                                                                       | Label                                                      | Cases | Percentage                   |
| 0                                                                                                                                                           | Skip                                                       | 5     | <div><div></div></div> 0.3%  |
| 1                                                                                                                                                           | Yes                                                        | 597   | <div><div></div></div> 32.7% |
| 2                                                                                                                                                           | No                                                         | 1222  | <div><div></div></div> 66.9% |
| 8                                                                                                                                                           | Refusing to answer                                         | 2     | <div><div></div></div> 0.1%  |
| 9                                                                                                                                                           | Missing                                                    | 0     |                              |
| Warning: these figures indicate the number of cases found in the data file. They cannot be interpreted as summary statistics of the population of interest. |                                                            |       |                              |
| # fs506a01: 6. Except the closest friends, did you drift apart from other friends in the past year?If so, why?(1) Busy with school                          |                                                            |       |                              |
| Information                                                                                                                                                 | [Type= discrete] [Format=numeric] [Range= 0-9] [Missing=*] |       |                              |
| Statistics [NW/ W]                                                                                                                                          | [Valid=1826 /-] [Invalid=0 /-]                             |       |                              |
| Value                                                                                                                                                       | Label                                                      | Cases | Percentage                   |
| 0                                                                                                                                                           | Skip                                                       | 1198  | <div><div></div></div> 65.6% |
| 1                                                                                                                                                           | Yes                                                        | 282   | <div><div></div></div> 15.4% |
| 2                                                                                                                                                           | No                                                         | 344   | <div><div></div></div> 18.8% |
| 8                                                                                                                                                           | Refusing to answer                                         | 2     | <div><div></div></div> 0.1%  |
| 9                                                                                                                                                           | Missing                                                    | 0     |                              |

**# fs506a01: 6. Except the closest friends, did you drift apart from other friends in the past year?If so, why?(1) Busy with school**

*Warning: these figures indicate the number of cases found in the data file. They cannot be interpreted as summary statistics of the population of interest.*

**# fs506a02: 6. Except the closest friends, did you drift apart from other friends in the past year?If so, why?(2) Busy with work**

**Information** [Type= discrete] [Format=numeric] [Range= 0-9] [Missing=\*]

**Statistics [NW/ W]** [Valid=1826 /-] [Invalid=0 /-]

| Value | Label              | Cases | Percentage |
|-------|--------------------|-------|------------|
| 0     | Skip               | 1198  | 65.6%      |
| 1     | Yes                | 71    | 3.9%       |
| 2     | No                 | 555   | 30.4%      |
| 8     | Refusing to answer | 2     | 0.1%       |
| 9     | Missing            | 0     |            |

*Warning: these figures indicate the number of cases found in the data file. They cannot be interpreted as summary statistics of the population of interest.*

**# fs506a03: 6. Except the closest friends, did you drift apart from other friends in the past year?If so, why?(3) Incompatible personality**

**Information** [Type= discrete] [Format=numeric] [Range= 0-9] [Missing=\*]

**Statistics [NW/ W]** [Valid=1826 /-] [Invalid=0 /-]

| Value | Label              | Cases | Percentage |
|-------|--------------------|-------|------------|
| 0     | Skip               | 1198  | 65.6%      |
| 1     | Yes                | 144   | 7.9%       |
| 2     | No                 | 482   | 26.4%      |
| 8     | Refusing to answer | 2     | 0.1%       |
| 9     | Missing            | 0     |            |

*Warning: these figures indicate the number of cases found in the data file. They cannot be interpreted as summary statistics of the population of interest.*

**# fs506a04: 6. Except the closest friends, did you drift apart from other friends in the past year?If so, why?(4) Argument**

**Information** [Type= discrete] [Format=numeric] [Range= 0-9] [Missing=\*]

**Statistics [NW/ W]** [Valid=1826 /-] [Invalid=0 /-]

| Value | Label              | Cases | Percentage |
|-------|--------------------|-------|------------|
| 0     | Skip               | 1198  | 65.6%      |
| 1     | Yes                | 66    | 3.6%       |
| 2     | No                 | 560   | 30.7%      |
| 8     | Refusing to answer | 2     | 0.1%       |
| 9     | Missing            | 0     |            |

*Warning: these figures indicate the number of cases found in the data file. They cannot be interpreted as summary statistics of the population of interest.*

**# fs506a05: 6. Except the closest friends, did you drift apart from other friends in the past year?If so, why?(5) Meeting each other less frequently**

**Information** [Type= discrete] [Format=numeric] [Range= 0-9] [Missing=\*]

**Statistics [NW/ W]** [Valid=1826 /-] [Invalid=0 /-]

| Value | Label              | Cases | Percentage |
|-------|--------------------|-------|------------|
| 0     | Skip               | 1198  | 65.6%      |
| 1     | Yes                | 407   | 22.3%      |
| 2     | No                 | 219   | 12.0%      |
| 8     | Refusing to answer | 2     | 0.1%       |





**# fs506a05: 6. Except the closest friends, did you drift apart from other friends in the past year?If so, why?(5) Meeting each other less frequently**

| Value | Label   | Cases | Percentage |
|-------|---------|-------|------------|
| 9     | Missing | 0     |            |

*Warning: these figures indicate the number of cases found in the data file. They cannot be interpreted as summary statistics of the population of interest.*

**# fs506a06: 6. Except the closest friends, did you drift apart from other friends in the past year?If so, why?(6) Other,**



|                           |                                                            |
|---------------------------|------------------------------------------------------------|
| <b>Information</b>        | [Type= discrete] [Format=numeric] [Range= 0-9] [Missing=*] |
| <b>Statistics [NW/ W]</b> | [Valid=1826 /-] [Invalid=0 /-]                             |

| Value | Label              | Cases | Percentage                                                                                |
|-------|--------------------|-------|-------------------------------------------------------------------------------------------|
| 0     | Skip               | 1198  |  65.6% |
| 1     | Yes                | 22    |  1.2%  |
| 2     | No                 | 604   |  33.1% |
| 8     | Refusing to answer | 2     |  0.1%  |
| 9     | Missing            | 0     |                                                                                           |

*Warning: these figures indicate the number of cases found in the data file. They cannot be interpreted as summary statistics of the population of interest.*

**# fs601001: 1. Have you ever learnt any of the following skills/talent since you graduated from junior high school? (multiple selections possible) (1) Music**



|                           |                                                            |
|---------------------------|------------------------------------------------------------|
| <b>Information</b>        | [Type= discrete] [Format=numeric] [Range= 1-9] [Missing=*] |
| <b>Statistics [NW/ W]</b> | [Valid=1826 /-] [Invalid=0 /-]                             |

| Value | Label   | Cases | Percentage                                                                                  |
|-------|---------|-------|---------------------------------------------------------------------------------------------|
| 1     | Yes     | 380   |  20.8%   |
| 2     | No      | 1446  |  79.2% |
| 9     | Missing | 0     |                                                                                             |

*Warning: these figures indicate the number of cases found in the data file. They cannot be interpreted as summary statistics of the population of interest.*

**# fs601002: 1. Have you ever learnt any of the following skills/talent since you graduated from junior high school? (multiple selections possible)(2) Dance**



|                           |                                                            |
|---------------------------|------------------------------------------------------------|
| <b>Information</b>        | [Type= discrete] [Format=numeric] [Range= 1-9] [Missing=*] |
| <b>Statistics [NW/ W]</b> | [Valid=1826 /-] [Invalid=0 /-]                             |

| Value | Label   | Cases | Percentage                                                                                  |
|-------|---------|-------|---------------------------------------------------------------------------------------------|
| 1     | Yes     | 141   |  7.7%  |
| 2     | No      | 1685  |  92.3% |
| 9     | Missing | 0     |                                                                                             |

*Warning: these figures indicate the number of cases found in the data file. They cannot be interpreted as summary statistics of the population of interest.*

**# fs601003: 1. Have you ever learnt any of the following skills/talent since you graduated from junior high school? (multiple selections possible) (3) Arts**

|                           |                                                            |
|---------------------------|------------------------------------------------------------|
| <b>Information</b>        | [Type= discrete] [Format=numeric] [Range= 1-9] [Missing=*] |
| <b>Statistics [NW/ W]</b> | [Valid=1826 /-] [Invalid=0 /-]                             |

| Value | Label   | Cases | Percentage                                                                                  |
|-------|---------|-------|---------------------------------------------------------------------------------------------|
| 1     | Yes     | 181   |  9.9%  |
| 2     | No      | 1645  |  90.1% |
| 9     | Missing | 0     |                                                                                             |

*Warning: these figures indicate the number of cases found in the data file. They cannot be interpreted as summary statistics of the population of interest.*

**# fs601004: 1. Have you ever learnt any of the following skills/talent since you graduated from junior high school? (multiple selections possible) (4) Calligraphy**

|                    |                                                            |
|--------------------|------------------------------------------------------------|
| <b>Information</b> | [Type= discrete] [Format=numeric] [Range= 1-9] [Missing=*] |
|--------------------|------------------------------------------------------------|

|                                                                                                                                                                                  |                                                            |              |                   |
|----------------------------------------------------------------------------------------------------------------------------------------------------------------------------------|------------------------------------------------------------|--------------|-------------------|
| # fs601004: 1. Have you ever learnt any of the following skills/talent since you graduated from junior high school?<br>(multiple selections possible) (4) Calligraphy            |                                                            |              |                   |
| Statistics [NW/ W]                                                                                                                                                               | [Valid=1826 /-] [Invalid=0 /-]                             |              |                   |
| <b>Value</b>                                                                                                                                                                     | <b>Label</b>                                               | <b>Cases</b> | <b>Percentage</b> |
| 1                                                                                                                                                                                | Yes                                                        | 56           | 3.1%              |
| 2                                                                                                                                                                                | No                                                         | 1770         | 96.9%             |
| 9                                                                                                                                                                                | Missing                                                    | 0            |                   |
| Warning: these figures indicate the number of cases found in the data file. They cannot be interpreted as summary statistics of the population of interest.                      |                                                            |              |                   |
| # fs601005: 1. Have you ever learnt any of the following skills/talent since you graduated from junior high school?<br>(multiple selections possible) (5) Chess                  |                                                            |              |                   |
| Information                                                                                                                                                                      | [Type= discrete] [Format=numeric] [Range= 1-9] [Missing=*] |              |                   |
| Statistics [NW/ W]                                                                                                                                                               | [Valid=1826 /-] [Invalid=0 /-]                             |              |                   |
| <b>Value</b>                                                                                                                                                                     | <b>Label</b>                                               | <b>Cases</b> | <b>Percentage</b> |
| 1                                                                                                                                                                                | Yes                                                        | 72           | 3.9%              |
| 2                                                                                                                                                                                | No                                                         | 1754         | 96.1%             |
| 9                                                                                                                                                                                | Missing                                                    | 0            |                   |
| Warning: these figures indicate the number of cases found in the data file. They cannot be interpreted as summary statistics of the population of interest.                      |                                                            |              |                   |
| # fs601006: 1. Have you ever learnt any of the following skills/talent since you graduated from junior high school?<br>(multiple selections possible) (6) Sports or martial arts |                                                            |              |                   |
| Information                                                                                                                                                                      | [Type= discrete] [Format=numeric] [Range= 1-9] [Missing=*] |              |                   |
| Statistics [NW/ W]                                                                                                                                                               | [Valid=1826 /-] [Invalid=0 /-]                             |              |                   |
| <b>Value</b>                                                                                                                                                                     | <b>Label</b>                                               | <b>Cases</b> | <b>Percentage</b> |
| 1                                                                                                                                                                                | Yes                                                        | 381          | 20.9%             |
| 2                                                                                                                                                                                | No                                                         | 1445         | 79.1%             |
| 9                                                                                                                                                                                | Missing                                                    | 0            |                   |
| Warning: these figures indicate the number of cases found in the data file. They cannot be interpreted as summary statistics of the population of interest.                      |                                                            |              |                   |
| # fs601007: 1. Have you ever learnt any of the following skills/talent since you graduated from junior high school?<br>(multiple selections possible) (7) Computer               |                                                            |              |                   |
| Information                                                                                                                                                                      | [Type= discrete] [Format=numeric] [Range= 1-9] [Missing=*] |              |                   |
| Statistics [NW/ W]                                                                                                                                                               | [Valid=1826 /-] [Invalid=0 /-]                             |              |                   |
| <b>Value</b>                                                                                                                                                                     | <b>Label</b>                                               | <b>Cases</b> | <b>Percentage</b> |
| 1                                                                                                                                                                                | Yes                                                        | 507          | 27.8%             |
| 2                                                                                                                                                                                | No                                                         | 1319         | 72.2%             |
| 9                                                                                                                                                                                | Missing                                                    | 0            |                   |
| Warning: these figures indicate the number of cases found in the data file. They cannot be interpreted as summary statistics of the population of interest.                      |                                                            |              |                   |
| # fs601008: 1. Have you ever learnt any of the following skills/talent since you graduated from junior high school?<br>(multiple selections possible) (8) None                   |                                                            |              |                   |
| Information                                                                                                                                                                      | [Type= discrete] [Format=numeric] [Range= 1-9] [Missing=*] |              |                   |
| Statistics [NW/ W]                                                                                                                                                               | [Valid=1826 /-] [Invalid=0 /-]                             |              |                   |
| <b>Value</b>                                                                                                                                                                     | <b>Label</b>                                               | <b>Cases</b> | <b>Percentage</b> |
| 1                                                                                                                                                                                | Yes                                                        | 801          | 43.9%             |
| 2                                                                                                                                                                                | No                                                         | 1025         | 56.1%             |
| 9                                                                                                                                                                                | Missing                                                    | 0            |                   |
| Warning: these figures indicate the number of cases found in the data file. They cannot be interpreted as summary statistics of the population of interest.                      |                                                            |              |                   |

|                                                                                                                                                                     |                                                            |              |                   |
|---------------------------------------------------------------------------------------------------------------------------------------------------------------------|------------------------------------------------------------|--------------|-------------------|
| <b># fs601009: 1. Have you ever learnt any of the following skills/talent since you graduated from junior high school? (multiple selections possible) (9) Other</b> |                                                            |              |                   |
| <b>Information</b>                                                                                                                                                  | [Type= discrete] [Format=numeric] [Range= 1-9] [Missing=*] |              |                   |
| <b>Statistics [NW/ W]</b>                                                                                                                                           | [Valid=1826 /-] [Invalid=0 /-]                             |              |                   |
| <b>Value</b>                                                                                                                                                        | <b>Label</b>                                               | <b>Cases</b> | <b>Percentage</b> |
| 1                                                                                                                                                                   | Yes                                                        | 36           | 2.0%              |
| 2                                                                                                                                                                   | No                                                         | 1790         | 98.0%             |
| 9                                                                                                                                                                   | Missing                                                    | 0            |                   |
| <i>Warning: these figures indicate the number of cases found in the data file. They cannot be interpreted as summary statistics of the population of interest.</i>  |                                                            |              |                   |
| <b># fs602000: 2. Have you ever volunteered?</b>                                                                                                                    |                                                            |              |                   |
| <b>Information</b>                                                                                                                                                  | [Type= discrete] [Format=numeric] [Range= 0-9] [Missing=*] |              |                   |
| <b>Statistics [NW/ W]</b>                                                                                                                                           | [Valid=1826 /-] [Invalid=0 /-]                             |              |                   |
| <b>Value</b>                                                                                                                                                        | <b>Label</b>                                               | <b>Cases</b> | <b>Percentage</b> |
| 0                                                                                                                                                                   | Skip                                                       | 0            |                   |
| 1                                                                                                                                                                   | School policy                                              | 700          | 38.3%             |
| 2                                                                                                                                                                   | My own wish to volunteer                                   | 1126         | 61.7%             |
| 9                                                                                                                                                                   | Missing                                                    | 0            |                   |
| <i>Warning: these figures indicate the number of cases found in the data file. They cannot be interpreted as summary statistics of the population of interest.</i>  |                                                            |              |                   |
| <b># fs602a00: 2. Have you ever volunteered?(1) Yes, for:</b>                                                                                                       |                                                            |              |                   |
| <b>Information</b>                                                                                                                                                  | [Type= discrete] [Format=numeric] [Range= 0-9] [Missing=*] |              |                   |
| <b>Statistics [NW/ W]</b>                                                                                                                                           | [Valid=1826 /-] [Invalid=0 /-]                             |              |                   |
| <b>Value</b>                                                                                                                                                        | <b>Label</b>                                               | <b>Cases</b> | <b>Percentage</b> |
| 0                                                                                                                                                                   | Skip                                                       | 1126         | 61.7%             |
| 1                                                                                                                                                                   | School policy                                              | 339          | 18.6%             |
| 2                                                                                                                                                                   | My own wish to volunteer                                   | 361          | 19.8%             |
| 9                                                                                                                                                                   | Missing                                                    | 0            |                   |
| <i>Warning: these figures indicate the number of cases found in the data file. They cannot be interpreted as summary statistics of the population of interest.</i>  |                                                            |              |                   |
| <b># fs603000: 3. Have you ever moved house?</b>                                                                                                                    |                                                            |              |                   |
| <b>Information</b>                                                                                                                                                  | [Type= discrete] [Format=numeric] [Range= 1-9] [Missing=*] |              |                   |
| <b>Statistics [NW/ W]</b>                                                                                                                                           | [Valid=1826 /-] [Invalid=0 /-]                             |              |                   |
| <b>Value</b>                                                                                                                                                        | <b>Label</b>                                               | <b>Cases</b> | <b>Percentage</b> |
| 1                                                                                                                                                                   | Yes                                                        | 875          | 47.9%             |
| 2                                                                                                                                                                   | No (proceed to Question 4)                                 | 950          | 52.0%             |
| 9                                                                                                                                                                   | Missing                                                    | 1            | 0.1%              |
| <i>Warning: these figures indicate the number of cases found in the data file. They cannot be interpreted as summary statistics of the population of interest.</i>  |                                                            |              |                   |
| <b># fs603a01: 3. Have you ever moved house? When? (Elementary)</b>                                                                                                 |                                                            |              |                   |
| <b>Information</b>                                                                                                                                                  | [Type= discrete] [Format=numeric] [Range= 0-9] [Missing=*] |              |                   |
| <b>Statistics [NW/ W]</b>                                                                                                                                           | [Valid=1826 /-] [Invalid=0 /-]                             |              |                   |
| <b>Value</b>                                                                                                                                                        | <b>Label</b>                                               | <b>Cases</b> | <b>Percentage</b> |
| 0                                                                                                                                                                   | Skip                                                       | 950          | 52.0%             |
| 1                                                                                                                                                                   | Yes                                                        | 650          | 35.6%             |
| 2                                                                                                                                                                   | No                                                         | 225          | 12.3%             |
| 9                                                                                                                                                                   | Missing                                                    | 1            | 0.1%              |
| <i>Warning: these figures indicate the number of cases found in the data file. They cannot be interpreted as summary statistics of the population of interest.</i>  |                                                            |              |                   |

| # fs603a02: 3. Have you ever moved house? How many times? (Elementary)                                                                                      |         |                                                             |                   |
|-------------------------------------------------------------------------------------------------------------------------------------------------------------|---------|-------------------------------------------------------------|-------------------|
| Information                                                                                                                                                 |         | [Type= discrete] [Format=numeric] [Range= 0-99] [Missing=*] |                   |
| Statistics [NW/ W]                                                                                                                                          |         | [Valid=1826 /-] [Invalid=0 /-]                              |                   |
| Value                                                                                                                                                       | Label   | Cases                                                       | Percentage        |
| 0                                                                                                                                                           |         | 1175                                                        | <div></div> 64.3% |
| 1                                                                                                                                                           |         | 487                                                         | <div></div> 26.7% |
| 2                                                                                                                                                           |         | 93                                                          | <div></div> 5.1%  |
| 3                                                                                                                                                           |         | 45                                                          | <div></div> 2.5%  |
| 4                                                                                                                                                           |         | 10                                                          | <div></div> 0.5%  |
| 5                                                                                                                                                           |         | 5                                                           | <div></div> 0.3%  |
| 6                                                                                                                                                           |         | 1                                                           | <div></div> 0.1%  |
| 7                                                                                                                                                           |         | 1                                                           | <div></div> 0.1%  |
| 8                                                                                                                                                           |         | 1                                                           | <div></div> 0.1%  |
| 9                                                                                                                                                           |         | 1                                                           | <div></div> 0.1%  |
| 96                                                                                                                                                          | Many    | 3                                                           | <div></div> 0.2%  |
| 99                                                                                                                                                          | Missing | 4                                                           | <div></div> 0.2%  |
| Warning: these figures indicate the number of cases found in the data file. They cannot be interpreted as summary statistics of the population of interest. |         |                                                             |                   |



| # fs603a03: 3. Have you ever moved house? What is the longest distance of the move? (Elementary)                                                            |                                                             |       |                              |
|-------------------------------------------------------------------------------------------------------------------------------------------------------------|-------------------------------------------------------------|-------|------------------------------|
| Information                                                                                                                                                 | [Type= discrete] [Format=numeric] [Range= 0-9] [Missing=*]  |       |                              |
| Statistics [NW/ W]                                                                                                                                          | [Valid=1826 /-] [Invalid=0 /-]                              |       |                              |
| Value                                                                                                                                                       | Label                                                       | Cases | Percentage                   |
| 0                                                                                                                                                           | Skip                                                        | 1175  | <div><div></div></div> 64.3% |
| 1                                                                                                                                                           | Same community/place/town                                   | 235   | <div><div></div></div> 12.9% |
| 2                                                                                                                                                           | Same county/city but different towns                        | 277   | <div><div></div></div> 15.2% |
| 3                                                                                                                                                           | Different county/city                                       | 138   | <div><div></div></div> 7.6%  |
| 9                                                                                                                                                           | Missing                                                     | 1     | <div><div></div></div> 0.1%  |
| Warning: these figures indicate the number of cases found in the data file. They cannot be interpreted as summary statistics of the population of interest. |                                                             |       |                              |
| # fs603b01: 3. Have you ever moved house? When? (junior high school)                                                                                        |                                                             |       |                              |
| Information                                                                                                                                                 | [Type= discrete] [Format=numeric] [Range= 0-9] [Missing=*]  |       |                              |
| Statistics [NW/ W]                                                                                                                                          | [Valid=1826 /-] [Invalid=0 /-]                              |       |                              |
| Value                                                                                                                                                       | Label                                                       | Cases | Percentage                   |
| 0                                                                                                                                                           | Skip                                                        | 950   | <div><div></div></div> 52.0% |
| 1                                                                                                                                                           | Yes                                                         | 257   | <div><div></div></div> 14.1% |
| 2                                                                                                                                                           | No                                                          | 618   | <div><div></div></div> 33.8% |
| 9                                                                                                                                                           | Missing                                                     | 1     | <div><div></div></div> 0.1%  |
| Warning: these figures indicate the number of cases found in the data file. They cannot be interpreted as summary statistics of the population of interest. |                                                             |       |                              |
| # fs603b02: 3. Have you ever moved house? How many times? (junior high school)                                                                              |                                                             |       |                              |
| Information                                                                                                                                                 | [Type= discrete] [Format=numeric] [Range= 0-99] [Missing=*] |       |                              |
| Statistics [NW/ W]                                                                                                                                          | [Valid=1826 /-] [Invalid=0 /-]                              |       |                              |
| Value                                                                                                                                                       | Label                                                       | Cases | Percentage                   |
| 0                                                                                                                                                           |                                                             | 1568  | <div><div></div></div> 85.9% |
| 1                                                                                                                                                           |                                                             | 222   | <div><div></div></div> 12.2% |
| 2                                                                                                                                                           |                                                             | 26    | <div><div></div></div> 1.4%  |
| 3                                                                                                                                                           |                                                             | 4     | <div><div></div></div> 0.2%  |
| 4                                                                                                                                                           |                                                             | 2     | <div><div></div></div> 0.1%  |
| 6                                                                                                                                                           |                                                             | 1     | <div><div></div></div> 0.1%  |
| 96                                                                                                                                                          | Many                                                        | 1     | <div><div></div></div> 0.1%  |
| 99                                                                                                                                                          | Missing                                                     | 2     | <div><div></div></div> 0.1%  |
| Warning: these figures indicate the number of cases found in the data file. They cannot be interpreted as summary statistics of the population of interest. |                                                             |       |                              |
| # fs603b03: 3. Have you ever moved house? What is the longest distance of the move? (junior high school)                                                    |                                                             |       |                              |
| Information                                                                                                                                                 | [Type= discrete] [Format=numeric] [Range= 0-9] [Missing=*]  |       |                              |
| Statistics [NW/ W]                                                                                                                                          | [Valid=1826 /-] [Invalid=0 /-]                              |       |                              |
| Value                                                                                                                                                       | Label                                                       | Cases | Percentage                   |
| 0                                                                                                                                                           | Skip                                                        | 1568  | <div><div></div></div> 85.9% |
| 1                                                                                                                                                           | Same community/place/town                                   | 131   | <div><div></div></div> 7.2%  |
| 2                                                                                                                                                           | Same county/city but different towns                        | 86    | <div><div></div></div> 4.7%  |
| 3                                                                                                                                                           | Different county/city                                       | 40    | <div><div></div></div> 2.2%  |
| 9                                                                                                                                                           | Missing                                                     | 1     | <div><div></div></div> 0.1%  |
| Warning: these figures indicate the number of cases found in the data file. They cannot be interpreted as summary statistics of the population of interest. |                                                             |       |                              |
| # fs603c01: 3. Have you ever moved house? When? (graduating)                                                                                                |                                                             |       |                              |
| Information                                                                                                                                                 | [Type= discrete] [Format=numeric] [Range= 0-9] [Missing=*]  |       |                              |

| # fs603c01: 3. Have you ever moved house? When? (graduating)                                                                                                |                                                             |       |                              |
|-------------------------------------------------------------------------------------------------------------------------------------------------------------|-------------------------------------------------------------|-------|------------------------------|
| Statistics [NW/ W]                                                                                                                                          | [Valid=1826 /-] [Invalid=0 /-]                              |       |                              |
| Value                                                                                                                                                       | Label                                                       | Cases | Percentage                   |
| 0                                                                                                                                                           | Skip                                                        | 950   | <div><div></div></div> 52.0% |
| 1                                                                                                                                                           | Yes                                                         | 156   | <div><div></div></div> 8.5%  |
| 2                                                                                                                                                           | No                                                          | 719   | <div><div></div></div> 39.4% |
| 9                                                                                                                                                           | Missing                                                     | 1     | 0.1%                         |
| Warning: these figures indicate the number of cases found in the data file. They cannot be interpreted as summary statistics of the population of interest. |                                                             |       |                              |
| # fs603c02: 3. Have you ever moved house? How many times? (graduating)                                                                                      |                                                             |       |                              |
| Information                                                                                                                                                 | [Type= discrete] [Format=numeric] [Range= 0-99] [Missing=*] |       |                              |
| Statistics [NW/ W]                                                                                                                                          | [Valid=1826 /-] [Invalid=0 /-]                              |       |                              |
| Value                                                                                                                                                       | Label                                                       | Cases | Percentage                   |
| 0                                                                                                                                                           |                                                             | 1669  | <div><div></div></div> 91.4% |
| 1                                                                                                                                                           |                                                             | 137   | <div><div></div></div> 7.5%  |
| 2                                                                                                                                                           |                                                             | 11    | 0.6%                         |
| 3                                                                                                                                                           |                                                             | 6     | 0.3%                         |
| 7                                                                                                                                                           |                                                             | 1     | 0.1%                         |
| 96                                                                                                                                                          | Many                                                        | 0     |                              |
| 99                                                                                                                                                          | Missing                                                     | 2     | 0.1%                         |
| Warning: these figures indicate the number of cases found in the data file. They cannot be interpreted as summary statistics of the population of interest. |                                                             |       |                              |
| # fs603c03: 3. Have you ever moved house? What is the longest distance of the move? (graduating)                                                            |                                                             |       |                              |
| Information                                                                                                                                                 | [Type= discrete] [Format=numeric] [Range= 0-9] [Missing=*]  |       |                              |
| Statistics [NW/ W]                                                                                                                                          | [Valid=1826 /-] [Invalid=0 /-]                              |       |                              |
| Value                                                                                                                                                       | Label                                                       | Cases | Percentage                   |
| 0                                                                                                                                                           | Skip                                                        | 1669  | <div><div></div></div> 91.4% |
| 1                                                                                                                                                           | Same community/place/town                                   | 76    | <div><div></div></div> 4.2%  |
| 2                                                                                                                                                           | Same county/city but different towns                        | 54    | <div><div></div></div> 3.0%  |
| 3                                                                                                                                                           | Different county/city                                       | 25    | <div><div></div></div> 1.4%  |
| 9                                                                                                                                                           | Missing                                                     | 2     | 0.1%                         |
| Warning: these figures indicate the number of cases found in the data file. They cannot be interpreted as summary statistics of the population of interest. |                                                             |       |                              |
| # fs604000: 4. Have you ever transferred to another school?                                                                                                 |                                                             |       |                              |
| Information                                                                                                                                                 | [Type= discrete] [Format=numeric] [Range= 1-9] [Missing=*]  |       |                              |
| Statistics [NW/ W]                                                                                                                                          | [Valid=1826 /-] [Invalid=0 /-]                              |       |                              |
| Value                                                                                                                                                       | Label                                                       | Cases | Percentage                   |
| 1                                                                                                                                                           | Yes                                                         | 378   | <div><div></div></div> 20.7% |
| 2                                                                                                                                                           | No (proceed to Question 5)                                  | 1447  | <div><div></div></div> 79.2% |
| 9                                                                                                                                                           | Missing                                                     | 1     | 0.1%                         |
| Warning: these figures indicate the number of cases found in the data file. They cannot be interpreted as summary statistics of the population of interest. |                                                             |       |                              |
| # fs604a01: 4. Have you ever transferred to another school? Elementary?                                                                                     |                                                             |       |                              |
| Information                                                                                                                                                 | [Type= discrete] [Format=numeric] [Range= 0-9] [Missing=*]  |       |                              |
| Statistics [NW/ W]                                                                                                                                          | [Valid=1826 /-] [Invalid=0 /-]                              |       |                              |
| Value                                                                                                                                                       | Label                                                       | Cases | Percentage                   |
| 0                                                                                                                                                           | Skip                                                        | 1447  | <div><div></div></div> 79.2% |
| 1                                                                                                                                                           | Yes                                                         | 281   | <div><div></div></div> 15.4% |

| # fs604a01: 4. Have you ever transferred to another school? Elementary?                                                                                     |                                                             |       |                              |
|-------------------------------------------------------------------------------------------------------------------------------------------------------------|-------------------------------------------------------------|-------|------------------------------|
| Value                                                                                                                                                       | Label                                                       | Cases | Percentage                   |
| 2                                                                                                                                                           | No                                                          | 97    | <div><div></div></div> 5.3%  |
| 9                                                                                                                                                           | Missing                                                     | 1     | 0.1%                         |
| Warning: these figures indicate the number of cases found in the data file. They cannot be interpreted as summary statistics of the population of interest. |                                                             |       |                              |
| # fs604a02: 4. Have you ever transferred to another school? When? (Elementary)                                                                              |                                                             |       |                              |
| Information                                                                                                                                                 | [Type= discrete] [Format=numeric] [Range= 0-99] [Missing=*] |       |                              |
| Statistics [NW/ W]                                                                                                                                          | [Valid=1826 /-] [Invalid=0 /-]                              |       |                              |
| Value                                                                                                                                                       | Label                                                       | Cases | Percentage                   |
| 0                                                                                                                                                           | Skip                                                        | 1544  | <div><div></div></div> 84.6% |
| 1                                                                                                                                                           |                                                             | 206   | <div><div></div></div> 11.3% |
| 2                                                                                                                                                           |                                                             | 46    | <div><div></div></div> 2.5%  |
| 3                                                                                                                                                           |                                                             | 18    | <div><div></div></div> 1.0%  |
| 4                                                                                                                                                           |                                                             | 7     | <div><div></div></div> 0.4%  |
| 5                                                                                                                                                           |                                                             | 1     | <div><div></div></div> 0.1%  |
| 6                                                                                                                                                           |                                                             | 2     | <div><div></div></div> 0.1%  |
| 7                                                                                                                                                           |                                                             | 1     | <div><div></div></div> 0.1%  |
| 9                                                                                                                                                           |                                                             | 1     | <div><div></div></div> 0.1%  |
| 99                                                                                                                                                          | Missing                                                     | 0     |                              |
| Warning: these figures indicate the number of cases found in the data file. They cannot be interpreted as summary statistics of the population of interest. |                                                             |       |                              |
| # fs604b01: 4. Have you ever transferred to another school? When? (junior high school)                                                                      |                                                             |       |                              |
| Information                                                                                                                                                 | [Type= discrete] [Format=numeric] [Range= 0-9] [Missing=*]  |       |                              |
| Statistics [NW/ W]                                                                                                                                          | [Valid=1826 /-] [Invalid=0 /-]                              |       |                              |
| Value                                                                                                                                                       | Label                                                       | Cases | Percentage                   |
| 0                                                                                                                                                           | Skip                                                        | 1447  | <div><div></div></div> 79.2% |
| 1                                                                                                                                                           | Yes                                                         | 78    | <div><div></div></div> 4.3%  |
| 2                                                                                                                                                           | No                                                          | 300   | <div><div></div></div> 16.4% |
| 9                                                                                                                                                           | Missing                                                     | 1     | <div><div></div></div> 0.1%  |
| Warning: these figures indicate the number of cases found in the data file. They cannot be interpreted as summary statistics of the population of interest. |                                                             |       |                              |
| # fs604b02: 4. Have you ever transferred to another school? When? (junior high school )                                                                     |                                                             |       |                              |
| Information                                                                                                                                                 | [Type= discrete] [Format=numeric] [Range= 0-99] [Missing=*] |       |                              |
| Statistics [NW/ W]                                                                                                                                          | [Valid=1826 /-] [Invalid=0 /-]                              |       |                              |
| Value                                                                                                                                                       | Label                                                       | Cases | Percentage                   |
| 0                                                                                                                                                           | Skip                                                        | 1747  | <div><div></div></div> 95.7% |
| 1                                                                                                                                                           |                                                             | 66    | <div><div></div></div> 3.6%  |
| 2                                                                                                                                                           |                                                             | 10    | <div><div></div></div> 0.5%  |
| 3                                                                                                                                                           |                                                             | 1     | <div><div></div></div> 0.1%  |
| 5                                                                                                                                                           |                                                             | 1     | <div><div></div></div> 0.1%  |
| 9                                                                                                                                                           |                                                             | 1     | <div><div></div></div> 0.1%  |
| 99                                                                                                                                                          | Missing                                                     | 0     |                              |
| Warning: these figures indicate the number of cases found in the data file. They cannot be interpreted as summary statistics of the population of interest. |                                                             |       |                              |
| # fs604c01: 4. Have you ever transferred to another school? When? (Graduating)                                                                              |                                                             |       |                              |
| Information                                                                                                                                                 | [Type= discrete] [Format=numeric] [Range= 0-9] [Missing=*]  |       |                              |
| Statistics [NW/ W]                                                                                                                                          | [Valid=1826 /-] [Invalid=0 /-]                              |       |                              |

| # fs604c01: 4. Have you ever transferred to another school? When? (Graduating)                                                                              |                                                             |       |                              |
|-------------------------------------------------------------------------------------------------------------------------------------------------------------|-------------------------------------------------------------|-------|------------------------------|
| Value                                                                                                                                                       | Label                                                       | Cases | Percentage                   |
| 0                                                                                                                                                           | Skip                                                        | 1447  | <div><div></div></div> 79.2% |
| 1                                                                                                                                                           | Yes                                                         | 70    | <div><div></div></div> 3.8%  |
| 2                                                                                                                                                           | No                                                          | 308   | <div><div></div></div> 16.9% |
| 9                                                                                                                                                           | Missing                                                     | 1     | <div><div></div></div> 0.1%  |
| Warning: these figures indicate the number of cases found in the data file. They cannot be interpreted as summary statistics of the population of interest. |                                                             |       |                              |
| # fs604c02: 4. Have you ever transferred to another school? When? (Graduating)                                                                              |                                                             |       |                              |
| Information                                                                                                                                                 | [Type= discrete] [Format=numeric] [Range= 0-99] [Missing=*] |       |                              |
| Statistics [NW/ W]                                                                                                                                          | [Valid=1826 /-] [Invalid=0 /-]                              |       |                              |
| Value                                                                                                                                                       | Label                                                       | Cases | Percentage                   |
| 0                                                                                                                                                           | Skip                                                        | 1755  | <div><div></div></div> 96.1% |
| 1                                                                                                                                                           |                                                             | 64    | <div><div></div></div> 3.5%  |
| 2                                                                                                                                                           |                                                             | 2     | <div><div></div></div> 0.1%  |
| 3                                                                                                                                                           |                                                             | 3     | <div><div></div></div> 0.2%  |
| 5                                                                                                                                                           |                                                             | 1     | <div><div></div></div> 0.1%  |
| 9                                                                                                                                                           |                                                             | 1     | <div><div></div></div> 0.1%  |
| 99                                                                                                                                                          | Missing                                                     | 0     |                              |
| Warning: these figures indicate the number of cases found in the data file. They cannot be interpreted as summary statistics of the population of interest. |                                                             |       |                              |
| # fs605000: 5. Have you ever studied abroad since you were in elementary school?                                                                            |                                                             |       |                              |
| Information                                                                                                                                                 | [Type= discrete] [Format=numeric] [Range= 1-9] [Missing=*]  |       |                              |
| Statistics [NW/ W]                                                                                                                                          | [Valid=1826 /-] [Invalid=0 /-]                              |       |                              |
| Value                                                                                                                                                       | Label                                                       | Cases | Percentage                   |
| 1                                                                                                                                                           | Yes                                                         | 131   | <div><div></div></div> 7.2%  |
| 2                                                                                                                                                           | No                                                          | 1694  | <div><div></div></div> 92.8% |
| 9                                                                                                                                                           | Missing                                                     | 1     | <div><div></div></div> 0.1%  |
| Warning: these figures indicate the number of cases found in the data file. They cannot be interpreted as summary statistics of the population of interest. |                                                             |       |                              |
| # fs606000: 6. Have you ever attended summer camp or winter camp since you were in elementary school?                                                       |                                                             |       |                              |
| Information                                                                                                                                                 | [Type= discrete] [Format=numeric] [Range= 0-9] [Missing=*]  |       |                              |
| Statistics [NW/ W]                                                                                                                                          | [Valid=1826 /-] [Invalid=0 /-]                              |       |                              |
| Value                                                                                                                                                       | Label                                                       | Cases | Percentage                   |
| 0                                                                                                                                                           | Skip                                                        | 0     |                              |
| 1                                                                                                                                                           | Yes                                                         | 782   | <div><div></div></div> 42.8% |
| 2                                                                                                                                                           | No (proceed to Question 7)                                  | 1043  | <div><div></div></div> 57.1% |
| 9                                                                                                                                                           | Missing                                                     | 1     | <div><div></div></div> 0.1%  |
| Warning: these figures indicate the number of cases found in the data file. They cannot be interpreted as summary statistics of the population of interest. |                                                             |       |                              |
| # fs606a01: 6.Which type? (multiple selections possible) (1) Natural science                                                                                |                                                             |       |                              |
| Information                                                                                                                                                 | [Type= discrete] [Format=numeric] [Range= 0-9] [Missing=*]  |       |                              |
| Statistics [NW/ W]                                                                                                                                          | [Valid=1826 /-] [Invalid=0 /-]                              |       |                              |
| Value                                                                                                                                                       | Label                                                       | Cases | Percentage                   |
| 0                                                                                                                                                           | Skip                                                        | 1043  | <div><div></div></div> 57.1% |
| 1                                                                                                                                                           | Yes                                                         | 174   | <div><div></div></div> 9.5%  |
| 2                                                                                                                                                           | No (proceed to Question 7)                                  | 607   | <div><div></div></div> 33.2% |
| 9                                                                                                                                                           | Missing                                                     | 2     | <div><div></div></div> 0.1%  |

# fs606a01: 6.Which type? (multiple selections possible) (1) Natural science

Warning: these figures indicate the number of cases found in the data file. They cannot be interpreted as summary statistics of the population of interest.

# fs606a02: 6.Which type? (multiple selections possible) (2) Humanities, social science

Information[Type= discrete] [Format=numeric] [Range= 0-9] [Missing=\*]

Statistics [NW/ W][Valid=1826 /-] [Invalid=0 /-]

| Value | Label                      | Cases | Percentage        |
|-------|----------------------------|-------|-------------------|
| 0     | Skip                       | 1043  | <div></div> 57.1% |
| 1     | Yes                        | 168   | <div></div> 9.2%  |
| 2     | No (proceed to Question 7) | 613   | <div></div> 33.6% |
| 9     | Missing                    | 2     | 0.1%              |

Warning: these figures indicate the number of cases found in the data file. They cannot be interpreted as summary statistics of the population of interest.

# fs606a03: 6.Which type? (multiple selections possible) (3) Culture and arts

Information[Type= discrete] [Format=numeric] [Range= 0-9] [Missing=\*]

Statistics [NW/ W][Valid=1826 /-] [Invalid=0 /-]

| Value | Label                      | Cases | Percentage        |
|-------|----------------------------|-------|-------------------|
| 0     | Skip                       | 1043  | <div></div> 57.1% |
| 1     | Yes                        | 120   | <div></div> 6.6%  |
| 2     | No (proceed to Question 7) | 661   | <div></div> 36.2% |
| 9     | Missing                    | 2     | 0.1%              |

Warning: these figures indicate the number of cases found in the data file. They cannot be interpreted as summary statistics of the population of interest.

# fs606a04: 6.Which type? (multiple selections possible) (4) Sports

Information[Type= discrete] [Format=numeric] [Range= 0-9] [Missing=\*]

Statistics [NW/ W][Valid=1826 /-] [Invalid=0 /-]

| Value | Label                      | Cases | Percentage        |
|-------|----------------------------|-------|-------------------|
| 0     | Skip                       | 1043  | <div></div> 57.1% |
| 1     | Yes                        | 285   | <div></div> 15.6% |
| 2     | No (proceed to Question 7) | 496   | <div></div> 27.2% |
| 9     | Missing                    | 2     | 0.1%              |

Warning: these figures indicate the number of cases found in the data file. They cannot be interpreted as summary statistics of the population of interest.

# fs606a05: 6.Which type? (multiple selections possible) (4) Sports

Information[Type= discrete] [Format=numeric] [Range= 0-9] [Missing=\*]

Statistics [NW/ W][Valid=1826 /-] [Invalid=0 /-]

| Value | Label                      | Cases | Percentage        |
|-------|----------------------------|-------|-------------------|
| 0     | Skip                       | 1043  | <div></div> 57.1% |
| 1     | Yes                        | 100   | <div></div> 5.5%  |
| 2     | No (proceed to Question 7) | 681   | <div></div> 37.3% |
| 9     | Missing                    | 2     | 0.1%              |

Warning: these figures indicate the number of cases found in the data file. They cannot be interpreted as summary statistics of the population of interest.

# fs606a06: 6.Which type? (multiple selections possible) (6) Other

Information[Type= discrete] [Format=numeric] [Range= 0-9] [Missing=\*]

Statistics [NW/ W][Valid=1826 /-] [Invalid=0 /-]

| Value | Label | Cases | Percentage        |
|-------|-------|-------|-------------------|
| 0     | Skip  | 1043  | <div></div> 57.1% |
| 1     | Yes   | 182   | <div></div> 10.0% |

| # fs606a06: 6.Which type? (multiple selections possible) (6) Other                                                                                          |                                                            |       |                   |
|-------------------------------------------------------------------------------------------------------------------------------------------------------------|------------------------------------------------------------|-------|-------------------|
| Value                                                                                                                                                       | Label                                                      | Cases | Percentage        |
| 2                                                                                                                                                           | No (proceed to Question 7)                                 | 599   | <div></div> 32.8% |
| 9                                                                                                                                                           | Missing                                                    | 2     | 0.1%              |
| Warning: these figures indicate the number of cases found in the data file. They cannot be interpreted as summary statistics of the population of interest. |                                                            |       |                   |
| # fs607000: 7. Have you ever visited aboard? (multiple selections possible)                                                                                 |                                                            |       |                   |
| Information                                                                                                                                                 | [Type= discrete] [Format=numeric] [Range= 1-9] [Missing=*] |       |                   |
| Statistics [NW/ W]                                                                                                                                          | [Valid=1826 /-] [Invalid=0 /-]                             |       |                   |
| Value                                                                                                                                                       | Label                                                      | Cases | Percentage        |
| 1                                                                                                                                                           | Yes                                                        | 581   | <div></div> 31.8% |
| 2                                                                                                                                                           | No                                                         | 1244  | <div></div> 68.1% |
| 9                                                                                                                                                           | Missing                                                    | 1     | 0.1%              |
| Warning: these figures indicate the number of cases found in the data file. They cannot be interpreted as summary statistics of the population of interest. |                                                            |       |                   |
| # fs607a01: 7.Which countries have you ever visited? (multiple selections possible)(01) Japan                                                               |                                                            |       |                   |
| Information                                                                                                                                                 | [Type= discrete] [Format=numeric] [Range= 0-9] [Missing=*] |       |                   |
| Statistics [NW/ W]                                                                                                                                          | [Valid=1826 /-] [Invalid=0 /-]                             |       |                   |
| Value                                                                                                                                                       | Label                                                      | Cases | Percentage        |
| 0                                                                                                                                                           | Skip                                                       | 1244  | <div></div> 68.1% |
| 1                                                                                                                                                           | Yes                                                        | 263   | <div></div> 14.4% |
| 2                                                                                                                                                           | No                                                         | 318   | <div></div> 17.4% |
| 9                                                                                                                                                           | Missing                                                    | 1     | 0.1%              |
| Warning: these figures indicate the number of cases found in the data file. They cannot be interpreted as summary statistics of the population of interest. |                                                            |       |                   |
| # fs607a02: 7.Which countries have you ever visited? (multiple selections possible)(02) Korea                                                               |                                                            |       |                   |
| Information                                                                                                                                                 | [Type= discrete] [Format=numeric] [Range= 0-9] [Missing=*] |       |                   |
| Statistics [NW/ W]                                                                                                                                          | [Valid=1826 /-] [Invalid=0 /-]                             |       |                   |
| Value                                                                                                                                                       | Label                                                      | Cases | Percentage        |
| 0                                                                                                                                                           | Skip                                                       | 1244  | <div></div> 68.1% |
| 1                                                                                                                                                           | Yes                                                        | 52    | <div></div> 2.8%  |
| 2                                                                                                                                                           | No                                                         | 529   | <div></div> 29.0% |
| 9                                                                                                                                                           | Missing                                                    | 1     | 0.1%              |
| Warning: these figures indicate the number of cases found in the data file. They cannot be interpreted as summary statistics of the population of interest. |                                                            |       |                   |
| # fs607a03: 7.Which countries have you ever visited? (multiple selections possible)(03) China                                                               |                                                            |       |                   |
| Information                                                                                                                                                 | [Type= discrete] [Format=numeric] [Range= 0-9] [Missing=*] |       |                   |
| Statistics [NW/ W]                                                                                                                                          | [Valid=1826 /-] [Invalid=0 /-]                             |       |                   |
| Value                                                                                                                                                       | Label                                                      | Cases | Percentage        |
| 0                                                                                                                                                           | Skip                                                       | 1244  | <div></div> 68.1% |
| 1                                                                                                                                                           | Yes                                                        | 140   | <div></div> 7.7%  |
| 2                                                                                                                                                           | No                                                         | 441   | <div></div> 24.2% |
| 9                                                                                                                                                           | Missing                                                    | 1     | 0.1%              |
| Warning: these figures indicate the number of cases found in the data file. They cannot be interpreted as summary statistics of the population of interest. |                                                            |       |                   |
| # fs607a04: 7.Which countries have you ever visited? (multiple selections possible)(04) Singapore                                                           |                                                            |       |                   |
| Information                                                                                                                                                 | [Type= discrete] [Format=numeric] [Range= 0-9] [Missing=*] |       |                   |
| Statistics [NW/ W]                                                                                                                                          | [Valid=1826 /-] [Invalid=0 /-]                             |       |                   |

| # fs607a04: 7.Which countries have you ever visited? (multiple selections possible)(04) Singapore                                                           |                                                            |       |                              |
|-------------------------------------------------------------------------------------------------------------------------------------------------------------|------------------------------------------------------------|-------|------------------------------|
| Value                                                                                                                                                       | Label                                                      | Cases | Percentage                   |
| 0                                                                                                                                                           | Skip                                                       | 1244  | <div><div></div></div> 68.1% |
| 1                                                                                                                                                           | Yes                                                        | 123   | <div><div></div></div> 6.7%  |
| 2                                                                                                                                                           | No                                                         | 458   | <div><div></div></div> 25.1% |
| 9                                                                                                                                                           | Missing                                                    | 1     | 0.1%                         |
| Warning: these figures indicate the number of cases found in the data file. They cannot be interpreted as summary statistics of the population of interest. |                                                            |       |                              |
| # fs607a05: 7.Which countries have you ever visited? (multiple selections possible)(05) Southeast Asian countries (aside from Singapore)                    |                                                            |       |                              |
| Information                                                                                                                                                 | [Type= discrete] [Format=numeric] [Range= 0-9] [Missing=*] |       |                              |
| Statistics [NW/ W]                                                                                                                                          | [Valid=1826 /-] [Invalid=0 /-]                             |       |                              |
| Value                                                                                                                                                       | Label                                                      | Cases | Percentage                   |
| 0                                                                                                                                                           | Skip                                                       | 1244  | <div><div></div></div> 68.1% |
| 1                                                                                                                                                           | Yes                                                        | 230   | <div><div></div></div> 12.6% |
| 2                                                                                                                                                           | No                                                         | 351   | <div><div></div></div> 19.2% |
| 9                                                                                                                                                           | Missing                                                    | 1     | 0.1%                         |
| Warning: these figures indicate the number of cases found in the data file. They cannot be interpreted as summary statistics of the population of interest. |                                                            |       |                              |
| # fs607a06: 7.Which countries have you ever visited? (multiple selections possible)(06) U.S.A                                                               |                                                            |       |                              |
| Information                                                                                                                                                 | [Type= discrete] [Format=numeric] [Range= 0-9] [Missing=*] |       |                              |
| Statistics [NW/ W]                                                                                                                                          | [Valid=1826 /-] [Invalid=0 /-]                             |       |                              |
| Value                                                                                                                                                       | Label                                                      | Cases | Percentage                   |
| 0                                                                                                                                                           | Skip                                                       | 1244  | <div><div></div></div> 68.1% |
| 1                                                                                                                                                           | Yes                                                        | 134   | <div><div></div></div> 7.3%  |
| 2                                                                                                                                                           | No                                                         | 447   | <div><div></div></div> 24.5% |
| 9                                                                                                                                                           | Missing                                                    | 1     | 0.1%                         |
| Warning: these figures indicate the number of cases found in the data file. They cannot be interpreted as summary statistics of the population of interest. |                                                            |       |                              |
| # fs607a07: 7.Which countries have you ever visited? (multiple selections possible)(07) Canada                                                              |                                                            |       |                              |
| Information                                                                                                                                                 | [Type= discrete] [Format=numeric] [Range= 0-9] [Missing=*] |       |                              |
| Statistics [NW/ W]                                                                                                                                          | [Valid=1826 /-] [Invalid=0 /-]                             |       |                              |
| Value                                                                                                                                                       | Label                                                      | Cases | Percentage                   |
| 0                                                                                                                                                           | Skip                                                       | 1244  | <div><div></div></div> 68.1% |
| 1                                                                                                                                                           | Yes                                                        | 48    | <div><div></div></div> 2.6%  |
| 2                                                                                                                                                           | No                                                         | 533   | <div><div></div></div> 29.2% |
| 9                                                                                                                                                           | Missing                                                    | 1     | 0.1%                         |
| Warning: these figures indicate the number of cases found in the data file. They cannot be interpreted as summary statistics of the population of interest. |                                                            |       |                              |
| # fs607a08: 7.Which countries have you ever visited? (multiple selections possible)(08) Australia, New Zealand                                              |                                                            |       |                              |
| Information                                                                                                                                                 | [Type= discrete] [Format=numeric] [Range= 0-9] [Missing=*] |       |                              |
| Statistics [NW/ W]                                                                                                                                          | [Valid=1826 /-] [Invalid=0 /-]                             |       |                              |
| Value                                                                                                                                                       | Label                                                      | Cases | Percentage                   |
| 0                                                                                                                                                           | Skip                                                       | 1244  | <div><div></div></div> 68.1% |
| 1                                                                                                                                                           | Yes                                                        | 82    | <div><div></div></div> 4.5%  |
| 2                                                                                                                                                           | No                                                         | 499   | <div><div></div></div> 27.3% |
| 9                                                                                                                                                           | Missing                                                    | 1     | 0.1%                         |
| Warning: these figures indicate the number of cases found in the data file. They cannot be interpreted as summary statistics of the population of interest. |                                                            |       |                              |






| # fs607a09: 7.Which countries have you ever visited? (multiple selections possible)(09) England                                                             |                                                            |       |                              |
|-------------------------------------------------------------------------------------------------------------------------------------------------------------|------------------------------------------------------------|-------|------------------------------|
| Information                                                                                                                                                 | [Type= discrete] [Format=numeric] [Range= 0-9] [Missing=*] |       |                              |
| Statistics [NW/ W]                                                                                                                                          | [Valid=1826 /-] [Invalid=0 /-]                             |       |                              |
| Value                                                                                                                                                       | Label                                                      | Cases | Percentage                   |
| 0                                                                                                                                                           | Skip                                                       | 1244  | <div><div></div></div> 68.1% |
| 1                                                                                                                                                           | Yes                                                        | 19    | <div><div></div></div> 1.0%  |
| 2                                                                                                                                                           | No                                                         | 562   | <div><div></div></div> 30.8% |
| 9                                                                                                                                                           | Missing                                                    | 1     | <div><div></div></div> 0.1%  |
| Warning: these figures indicate the number of cases found in the data file. They cannot be interpreted as summary statistics of the population of interest. |                                                            |       |                              |
| # fs607a10: 7.Which countries have you ever visited? (multiple selections possible)(10) Other European countries (aside from England)                       |                                                            |       |                              |
| Information                                                                                                                                                 | [Type= discrete] [Format=numeric] [Range= 0-9] [Missing=*] |       |                              |
| Statistics [NW/ W]                                                                                                                                          | [Valid=1826 /-] [Invalid=0 /-]                             |       |                              |
| Value                                                                                                                                                       | Label                                                      | Cases | Percentage                   |
| 0                                                                                                                                                           | Skip                                                       | 1244  | <div><div></div></div> 68.1% |
| 1                                                                                                                                                           | Yes                                                        | 54    | <div><div></div></div> 3.0%  |
| 2                                                                                                                                                           | No                                                         | 527   | <div><div></div></div> 28.9% |
| 9                                                                                                                                                           | Missing                                                    | 1     | <div><div></div></div> 0.1%  |
| Warning: these figures indicate the number of cases found in the data file. They cannot be interpreted as summary statistics of the population of interest. |                                                            |       |                              |
| # fs607a11: 7.Which countries have you ever visited? (multiple selections possible)(11) Hong Kong, Macau                                                    |                                                            |       |                              |
| Information                                                                                                                                                 | [Type= discrete] [Format=numeric] [Range= 0-9] [Missing=*] |       |                              |
| Statistics [NW/ W]                                                                                                                                          | [Valid=1826 /-] [Invalid=0 /-]                             |       |                              |
| Value                                                                                                                                                       | Label                                                      | Cases | Percentage                   |
| 0                                                                                                                                                           | Skip                                                       | 1244  | <div><div></div></div> 68.1% |
| 1                                                                                                                                                           | Yes                                                        | 121   | <div><div></div></div> 6.6%  |
| 2                                                                                                                                                           | No                                                         | 460   | <div><div></div></div> 25.2% |
| 9                                                                                                                                                           | Missing                                                    | 1     | <div><div></div></div> 0.1%  |
| Warning: these figures indicate the number of cases found in the data file. They cannot be interpreted as summary statistics of the population of interest. |                                                            |       |                              |
| # fs607a12: 7.Which countries have you ever visited? (multiple selections possible) (12) Other                                                              |                                                            |       |                              |
| Information                                                                                                                                                 | [Type= discrete] [Format=numeric] [Range= 0-9] [Missing=*] |       |                              |
| Statistics [NW/ W]                                                                                                                                          | [Valid=1826 /-] [Invalid=0 /-]                             |       |                              |
| Value                                                                                                                                                       | Label                                                      | Cases | Percentage                   |
| 0                                                                                                                                                           | Skip                                                       | 1244  | <div><div></div></div> 68.1% |
| 1                                                                                                                                                           | Yes                                                        | 27    | <div><div></div></div> 1.5%  |
| 2                                                                                                                                                           | No                                                         | 554   | <div><div></div></div> 30.3% |
| 9                                                                                                                                                           | Missing                                                    | 1     | <div><div></div></div> 0.1%  |
| Warning: these figures indicate the number of cases found in the data file. They cannot be interpreted as summary statistics of the population of interest. |                                                            |       |                              |
| # fs608001: 8. How much do you agree with the following descriptions of yourself?(1) I can not solve some personal problems                                 |                                                            |       |                              |
| Information                                                                                                                                                 | [Type= discrete] [Format=numeric] [Range= 1-9] [Missing=*] |       |                              |
| Statistics [NW/ W]                                                                                                                                          | [Valid=1826 /-] [Invalid=0 /-]                             |       |                              |
| Value                                                                                                                                                       | Label                                                      | Cases | Percentage                   |
| 1                                                                                                                                                           | Strongly agree                                             | 152   | <div><div></div></div> 8.3%  |
| 2                                                                                                                                                           | Agree                                                      | 932   | <div><div></div></div> 51.0% |



| <b># fs608001: 8. How much do you agree with the following descriptions of yourself?(1) I can not solve some personal problems</b>                                 |                                                            |       |                              |
|--------------------------------------------------------------------------------------------------------------------------------------------------------------------|------------------------------------------------------------|-------|------------------------------|
| Value                                                                                                                                                              | Label                                                      | Cases | Percentage                   |
| 3                                                                                                                                                                  | Disagree                                                   | 631   | <div><div></div></div> 34.6% |
| 4                                                                                                                                                                  | Strongly disagree                                          | 110   | <div><div></div></div> 6.0%  |
| 9                                                                                                                                                                  | Missing                                                    | 1     | 0.1%                         |
| <i>Warning: these figures indicate the number of cases found in the data file. They cannot be interpreted as summary statistics of the population of interest.</i> |                                                            |       |                              |
| <b># fs608002: 8. How much do you agree with the following descriptions of yourself?(2) I can not control what happens to me</b>                                   |                                                            |       |                              |
| Information                                                                                                                                                        | [Type= discrete] [Format=numeric] [Range= 1-9] [Missing=*] |       |                              |
| Statistics [NW/ W]                                                                                                                                                 | [Valid=1826 /-] [Invalid=0 /-]                             |       |                              |
| Value                                                                                                                                                              | Label                                                      | Cases | Percentage                   |
| 1                                                                                                                                                                  | Strongly agree                                             | 161   | <div><div></div></div> 8.8%  |
| 2                                                                                                                                                                  | Agree                                                      | 843   | <div><div></div></div> 46.2% |
| 3                                                                                                                                                                  | Disagree                                                   | 715   | <div><div></div></div> 39.2% |
| 4                                                                                                                                                                  | Strongly disagree                                          | 106   | <div><div></div></div> 5.8%  |
| 9                                                                                                                                                                  | Missing                                                    | 1     | 0.1%                         |
| <i>Warning: these figures indicate the number of cases found in the data file. They cannot be interpreted as summary statistics of the population of interest.</i> |                                                            |       |                              |
| <b># fs608003: 8. How much do you agree with the following descriptions of yourself?(3) I am optimistic about myself</b>                                           |                                                            |       |                              |
| Information                                                                                                                                                        | [Type= discrete] [Format=numeric] [Range= 1-9] [Missing=*] |       |                              |
| Statistics [NW/ W]                                                                                                                                                 | [Valid=1826 /-] [Invalid=0 /-]                             |       |                              |
| Value                                                                                                                                                              | Label                                                      | Cases | Percentage                   |
| 1                                                                                                                                                                  | Strongly agree                                             | 364   | <div><div></div></div> 19.9% |
| 2                                                                                                                                                                  | Agree                                                      | 1108  | <div><div></div></div> 60.7% |
| 3                                                                                                                                                                  | Disagree                                                   | 332   | <div><div></div></div> 18.2% |
| 4                                                                                                                                                                  | Strongly disagree                                          | 21    | <div><div></div></div> 1.2%  |
| 9                                                                                                                                                                  | Missing                                                    | 1     | 0.1%                         |
| <i>Warning: these figures indicate the number of cases found in the data file. They cannot be interpreted as summary statistics of the population of interest.</i> |                                                            |       |                              |
| <b># fs608004: 8. How much do you agree with the following descriptions of yourself?(4) I am satisfied with myself</b>                                             |                                                            |       |                              |
| Information                                                                                                                                                        | [Type= discrete] [Format=numeric] [Range= 1-9] [Missing=*] |       |                              |
| Statistics [NW/ W]                                                                                                                                                 | [Valid=1826 /-] [Invalid=0 /-]                             |       |                              |
| Value                                                                                                                                                              | Label                                                      | Cases | Percentage                   |
| 1                                                                                                                                                                  | Strongly agree                                             | 164   | <div><div></div></div> 9.0%  |
| 2                                                                                                                                                                  | Agree                                                      | 980   | <div><div></div></div> 53.7% |
| 3                                                                                                                                                                  | Disagree                                                   | 612   | <div><div></div></div> 33.5% |
| 4                                                                                                                                                                  | Strongly disagree                                          | 69    | <div><div></div></div> 3.8%  |
| 9                                                                                                                                                                  | Missing                                                    | 1     | 0.1%                         |
| <i>Warning: these figures indicate the number of cases found in the data file. They cannot be interpreted as summary statistics of the population of interest.</i> |                                                            |       |                              |
| <b># fs608005: 8. How much do you agree with the following descriptions of yourself?(5) Sometimes I feel useless</b>                                               |                                                            |       |                              |
| Information                                                                                                                                                        | [Type= discrete] [Format=numeric] [Range= 1-9] [Missing=*] |       |                              |
| Statistics [NW/ W]                                                                                                                                                 | [Valid=1826 /-] [Invalid=0 /-]                             |       |                              |
| Value                                                                                                                                                              | Label                                                      | Cases | Percentage                   |
| 1                                                                                                                                                                  | Strongly agree                                             | 145   | <div><div></div></div> 7.9%  |
| 2                                                                                                                                                                  | Agree                                                      | 937   | <div><div></div></div> 51.3% |

| <b># fs608005: 8. How much do you agree with the following descriptions of yourself?(5) Sometimes I feel useless</b>                                               |                                                            |       |                              |
|--------------------------------------------------------------------------------------------------------------------------------------------------------------------|------------------------------------------------------------|-------|------------------------------|
| Value                                                                                                                                                              | Label                                                      | Cases | Percentage                   |
| 3                                                                                                                                                                  | Disagree                                                   | 621   | <div><div></div></div> 34.0% |
| 4                                                                                                                                                                  | Strongly disagree                                          | 122   | <div><div></div></div> 6.7%  |
| 9                                                                                                                                                                  | Missing                                                    | 1     | 0.1%                         |
| <i>Warning: these figures indicate the number of cases found in the data file. They cannot be interpreted as summary statistics of the population of interest.</i> |                                                            |       |                              |
| <b># fs608006: 8. How much do you agree with the following descriptions of yourself?(6) Sometimes I feel that I do not have any desirable qualities</b>            |                                                            |       |                              |
| Information                                                                                                                                                        | [Type= discrete] [Format=numeric] [Range= 1-9] [Missing=*] |       |                              |
| Statistics [NW/ W]                                                                                                                                                 | [Valid=1826 /-] [Invalid=0 /-]                             |       |                              |
| Value                                                                                                                                                              | Label                                                      | Cases | Percentage                   |
| 1                                                                                                                                                                  | Strongly agree                                             | 124   | <div><div></div></div> 6.8%  |
| 2                                                                                                                                                                  | Agree                                                      | 666   | <div><div></div></div> 36.5% |
| 3                                                                                                                                                                  | Disagree                                                   | 788   | <div><div></div></div> 43.2% |
| 4                                                                                                                                                                  | Strongly disagree                                          | 247   | <div><div></div></div> 13.5% |
| 9                                                                                                                                                                  | Missing                                                    | 1     | 0.1%                         |
| <i>Warning: these figures indicate the number of cases found in the data file. They cannot be interpreted as summary statistics of the population of interest.</i> |                                                            |       |                              |
| <b># fs609001: 9. In the past week, did you experience any of the following symptoms? If so, how severe were they?(1) Headache</b>                                 |                                                            |       |                              |
| Information                                                                                                                                                        | [Type= discrete] [Format=numeric] [Range= 1-9] [Missing=*] |       |                              |
| Statistics [NW/ W]                                                                                                                                                 | [Valid=1826 /-] [Invalid=0 /-]                             |       |                              |
| Value                                                                                                                                                              | Label                                                      | Cases | Percentage                   |
| 1                                                                                                                                                                  | No                                                         | 919   | <div><div></div></div> 50.3% |
| 2                                                                                                                                                                  | Yes, mild                                                  | 541   | <div><div></div></div> 29.6% |
| 3                                                                                                                                                                  | Yes, moderately                                            | 308   | <div><div></div></div> 16.9% |
| 4                                                                                                                                                                  | Yes, serious                                               | 47    | <div><div></div></div> 2.6%  |
| 5                                                                                                                                                                  | Yes, very serious                                          | 10    | <div><div></div></div> 0.5%  |
| 9                                                                                                                                                                  | Missing                                                    | 1     | 0.1%                         |
| <i>Warning: these figures indicate the number of cases found in the data file. They cannot be interpreted as summary statistics of the population of interest.</i> |                                                            |       |                              |
| <b># fs609002: 9. In the past week, did you experience any of the following symptoms? If so, how severe were they?(2) Dizziness</b>                                |                                                            |       |                              |
| Information                                                                                                                                                        | [Type= discrete] [Format=numeric] [Range= 1-9] [Missing=*] |       |                              |
| Statistics [NW/ W]                                                                                                                                                 | [Valid=1826 /-] [Invalid=0 /-]                             |       |                              |
| Value                                                                                                                                                              | Label                                                      | Cases | Percentage                   |
| 1                                                                                                                                                                  | No                                                         | 968   | <div><div></div></div> 53.0% |
| 2                                                                                                                                                                  | Yes, mild                                                  | 546   | <div><div></div></div> 29.9% |
| 3                                                                                                                                                                  | Yes, moderately                                            | 260   | <div><div></div></div> 14.2% |
| 4                                                                                                                                                                  | Yes, serious                                               | 43    | <div><div></div></div> 2.4%  |
| 5                                                                                                                                                                  | Yes, very serious                                          | 8     | <div><div></div></div> 0.4%  |
| 9                                                                                                                                                                  | Missing                                                    | 1     | 0.1%                         |
| <i>Warning: these figures indicate the number of cases found in the data file. They cannot be interpreted as summary statistics of the population of interest.</i> |                                                            |       |                              |
| <b># fs609003: 9. In the past week, did you experience any of the following symptoms? If so, how severe were they?(3) Loneliness</b>                               |                                                            |       |                              |
| Information                                                                                                                                                        | [Type= discrete] [Format=numeric] [Range= 1-9] [Missing=*] |       |                              |
| Statistics [NW/ W]                                                                                                                                                 | [Valid=1826 /-] [Invalid=0 /-]                             |       |                              |






**# fs609003: 9. In the past week, did you experience any of the following symptoms? If so, how severe were they?(3)**  
**Loneliness**

| Value | Label             | Cases | Percentage                                                                                |
|-------|-------------------|-------|-------------------------------------------------------------------------------------------|
| 1     | No                | 1000  |  54.8% |
| 2     | Yes, mild         | 476   |  26.1% |
| 3     | Yes, moderately   | 265   |  14.5% |
| 4     | Yes, serious      | 58    |  3.2%  |
| 5     | Yes, very serious | 26    |  1.4%  |
| 9     | Missing           | 1     | 0.1%                                                                                      |

*Warning: these figures indicate the number of cases found in the data file. They cannot be interpreted as summary statistics of the population of interest.*

**# fs609004: 9. In the past week, did you experience any of the following symptoms? If so, how severe were they?(4)**  
**Depression**






|                           |                                                            |
|---------------------------|------------------------------------------------------------|
| <b>Information</b>        | [Type= discrete] [Format=numeric] [Range= 1-9] [Missing=*] |
| <b>Statistics [NW/ W]</b> | [Valid=1826 /-] [Invalid=0 /-]                             |

| Value | Label             | Cases | Percentage                                                                                |
|-------|-------------------|-------|-------------------------------------------------------------------------------------------|
| 1     | No                | 830   |  45.5% |
| 2     | Yes, mild         | 569   |  31.2% |
| 3     | Yes, moderately   | 302   |  16.5% |
| 4     | Yes, serious      | 89    |  4.9%  |
| 5     | Yes, very serious | 34    |  1.9%  |
| 9     | Missing           | 2     | 0.1%                                                                                      |

*Warning: these figures indicate the number of cases found in the data file. They cannot be interpreted as summary statistics of the population of interest.*

**# fs609005: 9. In the past week, did you experience any of the following symptoms? If so, how severe were they?(5)**  
**Excessive worrying**






|                           |                                                            |
|---------------------------|------------------------------------------------------------|
| <b>Information</b>        | [Type= discrete] [Format=numeric] [Range= 1-9] [Missing=*] |
| <b>Statistics [NW/ W]</b> | [Valid=1826 /-] [Invalid=0 /-]                             |

| Value | Label             | Cases | Percentage                                                                                  |
|-------|-------------------|-------|---------------------------------------------------------------------------------------------|
| 1     | No                | 837   |  45.8% |
| 2     | Yes, mild         | 528   |  28.9% |
| 3     | Yes, moderately   | 316   |  17.3% |
| 4     | Yes, serious      | 107   |  5.9%  |
| 5     | Yes, very serious | 37    |  2.0%  |
| 9     | Missing           | 1     | 0.1%                                                                                        |

*Warning: these figures indicate the number of cases found in the data file. They cannot be interpreted as summary statistics of the population of interest.*

**# fs609006: 9. In the past week, did you experience any of the following symptoms? If so, how severe were they?(6)**  
**Muscle pain/sore**






|                           |                                                            |
|---------------------------|------------------------------------------------------------|
| <b>Information</b>        | [Type= discrete] [Format=numeric] [Range= 1-9] [Missing=*] |
| <b>Statistics [NW/ W]</b> | [Valid=1826 /-] [Invalid=0 /-]                             |

| Value | Label             | Cases | Percentage                                                                                  |
|-------|-------------------|-------|---------------------------------------------------------------------------------------------|
| 1     | No                | 673   |  36.9% |
| 2     | Yes, mild         | 612   |  33.5% |
| 3     | Yes, moderately   | 413   |  22.6% |
| 4     | Yes, serious      | 105   |  5.8%  |
| 5     | Yes, very serious | 22    |  1.2%  |
| 9     | Missing           | 1     | 0.1%                                                                                        |

*Warning: these figures indicate the number of cases found in the data file. They cannot be interpreted as summary statistics of the population of interest.*

**# fs609007: 9. In the past week, did you experience any of the following symptoms? If so, how severe were they?(7)**  
**Insomnia, having trouble sleeping**





|                           |                                                            |
|---------------------------|------------------------------------------------------------|
| <b>Information</b>        | [Type= discrete] [Format=numeric] [Range= 1-9] [Missing=*] |
| <b>Statistics [NW/ W]</b> | [Valid=1826 /-] [Invalid=0 /-]                             |

| Value | Label             | Cases | Percentage                                                                                |
|-------|-------------------|-------|-------------------------------------------------------------------------------------------|
| 1     | No                | 1154  |  63.2% |
| 2     | Yes, mild         | 392   |  21.5% |
| 3     | Yes, moderately   | 188   |  10.3% |
| 4     | Yes, serious      | 70    |  3.8%  |
| 5     | Yes, very serious | 21    |  1.2%  |
| 9     | Missing           | 1     | 0.1%                                                                                      |

*Warning: these figures indicate the number of cases found in the data file. They cannot be interpreted as summary statistics of the population of interest.*

**# fs609008: 9. In the past week, did you experience any of the following symptoms? If so, how severe were they?(8)**  
**Numbness and tingling pain in certain parts of the body**





|                           |                                                            |
|---------------------------|------------------------------------------------------------|
| <b>Information</b>        | [Type= discrete] [Format=numeric] [Range= 1-9] [Missing=*] |
| <b>Statistics [NW/ W]</b> | [Valid=1826 /-] [Invalid=0 /-]                             |

| Value | Label             | Cases | Percentage                                                                                |
|-------|-------------------|-------|-------------------------------------------------------------------------------------------|
| 1     | No                | 1368  |  74.9% |
| 2     | Yes, mild         | 267   |  14.6% |
| 3     | Yes, moderately   | 149   |  8.2%  |
| 4     | Yes, serious      | 34    |  1.9%  |
| 5     | Yes, very serious | 7     | 0.4%                                                                                      |
| 9     | Missing           | 1     | 0.1%                                                                                      |

*Warning: these figures indicate the number of cases found in the data file. They cannot be interpreted as summary statistics of the population of interest.*







**# fs609009: 9. In the past week, did you experience any of the following symptoms? If so, how severe were they?(9)**  
**Feeling like your throat is clogged**

|                           |                                                            |
|---------------------------|------------------------------------------------------------|
| <b>Information</b>        | [Type= discrete] [Format=numeric] [Range= 1-9] [Missing=*] |
| <b>Statistics [NW/ W]</b> | [Valid=1826 /-] [Invalid=0 /-]                             |

| Value | Label             | Cases | Percentage                                                                                  |
|-------|-------------------|-------|---------------------------------------------------------------------------------------------|
| 1     | No                | 1544  |  84.6% |
| 2     | Yes, mild         | 175   |  9.6%  |
| 3     | Yes, moderately   | 76    |  4.2%  |
| 4     | Yes, serious      | 21    |  1.2%  |
| 5     | Yes, very serious | 9     | 0.5%                                                                                        |
| 9     | Missing           | 1     | 0.1%                                                                                        |







*Warning: these figures indicate the number of cases found in the data file. They cannot be interpreted as summary statistics of the population of interest.*

**# fs609010: 9. In the past week, did you experience any of the following symptoms? If so, how severe were they?(10)**  
**Weakness in certain parts of the body**

| <b>Information</b>        | [Type= discrete] [Format=numeric] [Range= 1-9] [Missing=*] |       |                                                                                           |
|---------------------------|------------------------------------------------------------|-------|-------------------------------------------------------------------------------------------|
| <b>Statistics [NW/ W]</b> | [Valid=1826 /-] [Invalid=0 /-]                             |       |                                                                                           |
| Value                     | Label                                                      | Cases | Percentage                                                                                |
| 1                         | No                                                         | 1018  |  55.8% |
| 2                         | Yes, mild                                                  | 461   |  25.2% |
| 3                         | Yes, moderately                                            | 256   |  14.0% |
| 4                         | Yes, serious                                               | 66    |  3.6%  |
| 5                         | Yes, very serious                                          | 23    |  1.3%  |
| 9                         | Missing                                                    | 2     |  0.1%  |







*Warning: these figures indicate the number of cases found in the data file. They cannot be interpreted as summary statistics of the population of interest.*

**# fs609011: 9. In the past week, did you experience any of the following symptoms? If so, how severe were they?(11)**  
**Desire to hit or hurt somebody**

| <b>Information</b>        | [Type= discrete] [Format=numeric] [Range= 1-9] [Missing=*] |       |                                                                                            |
|---------------------------|------------------------------------------------------------|-------|--------------------------------------------------------------------------------------------|
| <b>Statistics [NW/ W]</b> | [Valid=1826 /-] [Invalid=0 /-]                             |       |                                                                                            |
| Value                     | Label                                                      | Cases | Percentage                                                                                 |
| 1                         | No                                                         | 1536  |  84.1%  |
| 2                         | Yes, mild                                                  | 191   |  10.5%  |
| 3                         | Yes, moderately                                            | 62    |  3.4%   |
| 4                         | Yes, serious                                               | 26    |  1.4%   |
| 5                         | Yes, very serious                                          | 10    |  0.5%  |
| 9                         | Missing                                                    | 1     |  0.1% |





*Warning: these figures indicate the number of cases found in the data file. They cannot be interpreted as summary statistics of the population of interest.*

**# fs609012: 9. In the past week, did you experience any of the following symptoms? If so, how severe were they?(12)**  
**Waking up too early in the morning and not falling asleep after you lay back down**

| <b>Information</b>        | [Type= discrete] [Format=numeric] [Range= 1-9] [Missing=*] |       |                                                                                             |
|---------------------------|------------------------------------------------------------|-------|---------------------------------------------------------------------------------------------|
| <b>Statistics [NW/ W]</b> | [Valid=1826 /-] [Invalid=0 /-]                             |       |                                                                                             |
| Value                     | Label                                                      | Cases | Percentage                                                                                  |
| 1                         | No                                                         | 1534  |  84.0% |
| 2                         | Yes, mild                                                  | 173   |  9.5%  |
| 3                         | Yes, moderately                                            | 84    |  4.6%  |
| 4                         | Yes, serious                                               | 25    |  1.4%  |
| 5                         | Yes, very serious                                          | 9     |  0.5%  |
| 9                         | Missing                                                    | 1     |  0.1%  |

*Warning: these figures indicate the number of cases found in the data file. They cannot be interpreted as summary statistics of the population of interest.*

**# fs609013: 9. In the past week, did you experience any of the following symptoms? If so, how severe were they?(13)**  
**Not sleeping well or waking up constantly throughout your sleep**

| <b>Information</b>        | [Type= discrete] [Format=numeric] [Range= 1-9] [Missing=*] |       |                                                                                             |
|---------------------------|------------------------------------------------------------|-------|---------------------------------------------------------------------------------------------|
| <b>Statistics [NW/ W]</b> | [Valid=1826 /-] [Invalid=0 /-]                             |       |                                                                                             |
| Value                     | Label                                                      | Cases | Percentage                                                                                  |
| 1                         | No                                                         | 1388  |  76.0% |
| 2                         | Yes, mild                                                  | 258   |  14.1% |
| 3                         | Yes, moderately                                            | 117   |  6.4%  |
| 4                         | Yes, serious                                               | 43    |  2.4%  |

**# fs609013: 9. In the past week, did you experience any of the following symptoms? If so, how severe were they?(13)**  
**Not sleeping well or waking up constantly throughout your sleep**

| Value | Label             | Cases | Percentage |
|-------|-------------------|-------|------------|
| 5     | Yes, very serious | 19    | 1.0%       |
| 9     | Missing           | 1     | 0.1%       |

*Warning: these figures indicate the number of cases found in the data file. They cannot be interpreted as summary statistics of the population of interest.*

**# fs609014: 9. In the past week, did you experience any of the following symptoms? If so, how severe were they?(14)**  
**Arguing frequently with others**

|                           |                                                            |
|---------------------------|------------------------------------------------------------|
| <b>Information</b>        | [Type= discrete] [Format=numeric] [Range= 1-9] [Missing=*] |
| <b>Statistics [NW/ W]</b> | [Valid=1826 /-] [Invalid=0 /-]                             |

| Value | Label             | Cases | Percentage |
|-------|-------------------|-------|------------|
| 1     | No                | 1551  | 84.9%      |
| 2     | Yes, mild         | 209   | 11.4%      |
| 3     | Yes, moderately   | 54    | 3.0%       |
| 4     | Yes, serious      | 9     | 0.5%       |
| 5     | Yes, very serious | 2     | 0.1%       |
| 9     | Missing           | 1     | 0.1%       |

*Warning: these figures indicate the number of cases found in the data file. They cannot be interpreted as summary statistics of the population of interest.*

**# fs609015: 9. In the past week, did you experience any of the following symptoms? If so, how severe were they?(15)**  
**Yelling/screaming or throwing things**

|                           |                                                            |
|---------------------------|------------------------------------------------------------|
| <b>Information</b>        | [Type= discrete] [Format=numeric] [Range= 1-9] [Missing=*] |
| <b>Statistics [NW/ W]</b> | [Valid=1826 /-] [Invalid=0 /-]                             |

| Value | Label             | Cases | Percentage |
|-------|-------------------|-------|------------|
| 1     | No                | 1648  | 90.3%      |
| 2     | Yes, mild         | 107   | 5.9%       |
| 3     | Yes, moderately   | 53    | 2.9%       |
| 4     | Yes, serious      | 9     | 0.5%       |
| 5     | Yes, very serious | 8     | 0.4%       |
| 9     | Missing           | 1     | 0.1%       |

*Warning: these figures indicate the number of cases found in the data file. They cannot be interpreted as summary statistics of the population of interest.*

**# fs609016: 9. In the past week, did you experience any of the following symptoms? If so, how severe were they?(16)**  
**Losing the will to live**

|                           |                                                            |
|---------------------------|------------------------------------------------------------|
| <b>Information</b>        | [Type= discrete] [Format=numeric] [Range= 1-9] [Missing=*] |
| <b>Statistics [NW/ W]</b> | [Valid=1826 /-] [Invalid=0 /-]                             |






| Value | Label             | Cases | Percentage |
|-------|-------------------|-------|------------|
| 1     | No                | 1618  | 88.6%      |
| 2     | Yes, mild         | 135   | 7.4%       |
| 3     | Yes, moderately   | 43    | 2.4%       |
| 4     | Yes, serious      | 18    | 1.0%       |
| 5     | Yes, very serious | 11    | 0.6%       |
| 9     | Missing           | 1     | 0.1%       |

*Warning: these figures indicate the number of cases found in the data file. They cannot be interpreted as summary statistics of the population of interest.*

**# fs610000: 10. Generally speaking, are you happy lately?**

|                           |                                                            |
|---------------------------|------------------------------------------------------------|
| <b>Information</b>        | [Type= discrete] [Format=numeric] [Range= 1-9] [Missing=*] |
| <b>Statistics [NW/ W]</b> | [Valid=1826 /-] [Invalid=0 /-]                             |







### # fs610000: 10. Generally speaking, are you happy lately?

| Value | Label            | Cases | Percentage                                                                                |
|-------|------------------|-------|-------------------------------------------------------------------------------------------|
| 1     | Very happy       | 263   |  14.4% |
| 2     | Somewhat happy   | 1267  |  69.4% |
| 3     | Somewhat unhappy | 268   |  14.7% |
| 4     | Very unhappy     | 27    |  1.5%  |
| 9     | Missing          | 1     |  0.1%  |

Warning: these figures indicate the number of cases found in the data file. They cannot be interpreted as summary statistics of the population of interest.

### # fs611000: 11. Generally, how is your health condition?























|                    |                                                            |
|--------------------|------------------------------------------------------------|
| Information        | [Type= discrete] [Format=numeric] [Range= 1-9] [Missing=*] |
| Statistics [NW/ W] | [Valid=1826 /-] [Invalid=0 /-]                             |

| Value | Label     | Cases | Percentage                                                                                |
|-------|-----------|-------|-------------------------------------------------------------------------------------------|
| 1     | Excellent | 134   |  7.3%  |
| 2     | Good      | 754   |  41.3% |
| 3     | Fair      | 797   |  43.6% |
| 4     | Poor      | 131   |  7.2%  |
| 5     | Very poor | 9     |  0.5%  |
| 9     | Missing   | 1     |  0.1%  |

Warning: these figures indicate the number of cases found in the data file. They cannot be interpreted as summary statistics of the population of interest.

### # fs612a01: 12. What time do you usually go to bed on weekend or on holidays: \_\_hour

|                    |                                                             |
|--------------------|-------------------------------------------------------------|
| Information        | [Type= discrete] [Format=numeric] [Range= 0-99] [Missing=*] |
| Statistics [NW/ W] | [Valid=1826 /-] [Invalid=0 /-]                              |

| Value | Label              | Cases | Percentage                                                                                  |
|-------|--------------------|-------|---------------------------------------------------------------------------------------------|
| 0     |                    | 209   |  11.4% |
| 1     |                    | 311   |  17.0% |
| 2     |                    | 189   |  10.4% |
| 3     |                    | 49    |  2.7%  |
| 4     |                    | 19    |  1.0%  |
| 5     |                    | 2     |  0.1%  |
| 6     |                    | 2     |  0.1%  |
| 7     |                    | 2     |  0.1%  |
| 8     |                    | 1     |  0.1%  |
| 9     |                    | 1     |  0.1%  |
| 10    |                    | 1     |  0.1%  |
| 12    |                    | 1     |  0.1%  |
| 13    |                    | 1     |  0.1%  |
| 18    |                    | 1     |  0.1%  |
| 19    |                    | 1     |  0.1%  |
| 20    |                    | 4     |  0.2%  |
| 21    |                    | 20    |  1.1%  |
| 22    |                    | 89    |  4.9%  |
| 23    |                    | 334   |  18.3% |
| 24    |                    | 583   |  31.9% |
| 98    | Refusing to answer | 1     |  0.1%  |
| 99    | Missing            | 5     |  0.3%  |

Warning: these figures indicate the number of cases found in the data file. They cannot be interpreted as summary statistics of the population of interest.

| # fs612a02: 12. What time do you usually go to bed on weekend or on holidays: __minute                                                                      |                                                             |       |                   |
|-------------------------------------------------------------------------------------------------------------------------------------------------------------|-------------------------------------------------------------|-------|-------------------|
| Information                                                                                                                                                 | [Type= discrete] [Format=numeric] [Range= 0-99] [Missing=*] |       |                   |
| Statistics [NW/ W]                                                                                                                                          | [Valid=1826 /-] [Invalid=0 /-]                              |       |                   |
| Value                                                                                                                                                       | Label                                                       | Cases | Percentage        |
| 0                                                                                                                                                           |                                                             | 1210  | <div></div> 66.3% |
| 10                                                                                                                                                          |                                                             | 11    | <div></div> 0.6%  |
| 15                                                                                                                                                          |                                                             | 3     | <div></div> 0.2%  |
| 18                                                                                                                                                          |                                                             | 1     | <div></div> 0.1%  |
| 20                                                                                                                                                          |                                                             | 6     | <div></div> 0.3%  |
| 25                                                                                                                                                          |                                                             | 1     | <div></div> 0.1%  |
| 30                                                                                                                                                          |                                                             | 556   | <div></div> 30.4% |
| 35                                                                                                                                                          |                                                             | 2     | <div></div> 0.1%  |
| 36                                                                                                                                                          |                                                             | 1     | <div></div> 0.1%  |
| 40                                                                                                                                                          |                                                             | 6     | <div></div> 0.3%  |
| 45                                                                                                                                                          |                                                             | 4     | <div></div> 0.2%  |
| 50                                                                                                                                                          |                                                             | 14    | <div></div> 0.8%  |
| 55                                                                                                                                                          |                                                             | 3     | <div></div> 0.2%  |
| 59                                                                                                                                                          |                                                             | 2     | <div></div> 0.1%  |
| 98                                                                                                                                                          | Refusing to answer                                          | 1     | <div></div> 0.1%  |
| 99                                                                                                                                                          | Missing                                                     | 5     | <div></div> 0.3%  |
| Warning: these figures indicate the number of cases found in the data file. They cannot be interpreted as summary statistics of the population of interest. |                                                             |       |                   |
| # fs612b01: 12. What time do you get up on weekend or on holidays__hour                                                                                     |                                                             |       |                   |
| Information                                                                                                                                                 | [Type= discrete] [Format=numeric] [Range= 1-99] [Missing=*] |       |                   |
| Statistics [NW/ W]                                                                                                                                          | [Valid=1826 /-] [Invalid=0 /-]                              |       |                   |
| Value                                                                                                                                                       | Label                                                       | Cases | Percentage        |
| 1                                                                                                                                                           |                                                             | 1     | <div></div> 0.1%  |
| 3                                                                                                                                                           |                                                             | 2     | <div></div> 0.1%  |
| 4                                                                                                                                                           |                                                             | 3     | <div></div> 0.2%  |
| 5                                                                                                                                                           |                                                             | 27    | <div></div> 1.5%  |
| 6                                                                                                                                                           |                                                             | 162   | <div></div> 8.9%  |
| 7                                                                                                                                                           |                                                             | 200   | <div></div> 11.0% |
| 8                                                                                                                                                           |                                                             | 328   | <div></div> 18.0% |
| 9                                                                                                                                                           |                                                             | 339   | <div></div> 18.6% |
| 10                                                                                                                                                          |                                                             | 308   | <div></div> 16.9% |
| 11                                                                                                                                                          |                                                             | 170   | <div></div> 9.3%  |
| 12                                                                                                                                                          |                                                             | 197   | <div></div> 10.8% |
| 13                                                                                                                                                          |                                                             | 30    | <div></div> 1.6%  |
| 14                                                                                                                                                          |                                                             | 24    | <div></div> 1.3%  |
| 15                                                                                                                                                          |                                                             | 11    | <div></div> 0.6%  |
| 16                                                                                                                                                          |                                                             | 10    | <div></div> 0.5%  |
| 17                                                                                                                                                          |                                                             | 1     | <div></div> 0.1%  |
| 18                                                                                                                                                          |                                                             | 1     | <div></div> 0.1%  |
| 19                                                                                                                                                          |                                                             | 1     | <div></div> 0.1%  |
| 20                                                                                                                                                          |                                                             | 1     | <div></div> 0.1%  |
| 21                                                                                                                                                          |                                                             | 2     | <div></div> 0.1%  |
| 22                                                                                                                                                          |                                                             | 2     | <div></div> 0.1%  |



| # fs612b01: 12. What time do you get up on weekend or on holidays__ hour                                                                                    |                                                             |       |            |
|-------------------------------------------------------------------------------------------------------------------------------------------------------------|-------------------------------------------------------------|-------|------------|
| Value                                                                                                                                                       | Label                                                       | Cases | Percentage |
| 98                                                                                                                                                          | Refusing to answer                                          | 1     | 0.1%       |
| 99                                                                                                                                                          | Missing                                                     | 5     | 0.3%       |
| Warning: these figures indicate the number of cases found in the data file. They cannot be interpreted as summary statistics of the population of interest. |                                                             |       |            |
| # fs612b02: 12. What time do you get up on weekend or on holidays__ minute                                                                                  |                                                             |       |            |
| Information                                                                                                                                                 | [Type= discrete] [Format=numeric] [Range= 0-99] [Missing=*] |       |            |
| Statistics [NW/ W]                                                                                                                                          | [Valid=1826 /-] [Invalid=0 /-]                              |       |            |
| Value                                                                                                                                                       | Label                                                       | Cases | Percentage |
| 0                                                                                                                                                           |                                                             | 1180  | 64.6%      |
| 2                                                                                                                                                           |                                                             | 1     | 0.1%       |
| 5                                                                                                                                                           |                                                             | 5     | 0.3%       |
| 10                                                                                                                                                          |                                                             | 19    | 1.0%       |
| 15                                                                                                                                                          |                                                             | 5     | 0.3%       |
| 19                                                                                                                                                          |                                                             | 1     | 0.1%       |
| 20                                                                                                                                                          |                                                             | 21    | 1.2%       |
| 25                                                                                                                                                          |                                                             | 1     | 0.1%       |
| 26                                                                                                                                                          |                                                             | 2     | 0.1%       |
| 30                                                                                                                                                          |                                                             | 524   | 28.7%      |
| 35                                                                                                                                                          |                                                             | 3     | 0.2%       |
| 40                                                                                                                                                          |                                                             | 17    | 0.9%       |
| 45                                                                                                                                                          |                                                             | 14    | 0.8%       |
| 50                                                                                                                                                          |                                                             | 23    | 1.3%       |
| 55                                                                                                                                                          |                                                             | 1     | 0.1%       |
| 56                                                                                                                                                          |                                                             | 1     | 0.1%       |
| 59                                                                                                                                                          |                                                             | 2     | 0.1%       |
| 98                                                                                                                                                          | Refusing to answer                                          | 1     | 0.1%       |
| 99                                                                                                                                                          | Missing                                                     | 5     | 0.3%       |
| Warning: these figures indicate the number of cases found in the data file. They cannot be interpreted as summary statistics of the population of interest. |                                                             |       |            |
| # fs613a01: 13. What time do usually go to bed on weekdays: __ hour                                                                                         |                                                             |       |            |
| Information                                                                                                                                                 | [Type= discrete] [Format=numeric] [Range= 0-99] [Missing=*] |       |            |
| Statistics [NW/ W]                                                                                                                                          | [Valid=1826 /-] [Invalid=0 /-]                              |       |            |
| Value                                                                                                                                                       | Label                                                       | Cases | Percentage |
| 0                                                                                                                                                           |                                                             | 180   | 9.9%       |
| 1                                                                                                                                                           |                                                             | 201   | 11.0%      |
| 2                                                                                                                                                           |                                                             | 77    | 4.2%       |
| 3                                                                                                                                                           |                                                             | 9     | 0.5%       |
| 4                                                                                                                                                           |                                                             | 8     | 0.4%       |
| 5                                                                                                                                                           |                                                             | 1     | 0.1%       |
| 6                                                                                                                                                           |                                                             | 4     | 0.2%       |
| 7                                                                                                                                                           |                                                             | 1     | 0.1%       |
| 8                                                                                                                                                           |                                                             | 1     | 0.1%       |
| 9                                                                                                                                                           |                                                             | 2     | 0.1%       |
| 10                                                                                                                                                          |                                                             | 1     | 0.1%       |
| 12                                                                                                                                                          |                                                             | 1     | 0.1%       |
| 18                                                                                                                                                          |                                                             | 2     | 0.1%       |

| # fs613a01: 13. What time do usually go to bed on weekdays: __ hour                                                                                         |                                                             |       |                              |
|-------------------------------------------------------------------------------------------------------------------------------------------------------------|-------------------------------------------------------------|-------|------------------------------|
| Value                                                                                                                                                       | Label                                                       | Cases | Percentage                   |
| 20                                                                                                                                                          |                                                             | 6     | <div><div></div></div> 0.3%  |
| 21                                                                                                                                                          |                                                             | 46    | <div><div></div></div> 2.5%  |
| 22                                                                                                                                                          |                                                             | 229   | <div><div></div></div> 12.5% |
| 23                                                                                                                                                          |                                                             | 517   | <div><div></div></div> 28.3% |
| 24                                                                                                                                                          |                                                             | 534   | <div><div></div></div> 29.2% |
| 98                                                                                                                                                          | Refusing to answer                                          | 1     | 0.1%                         |
| 99                                                                                                                                                          | Missing                                                     | 5     | 0.3%                         |
| Warning: these figures indicate the number of cases found in the data file. They cannot be interpreted as summary statistics of the population of interest. |                                                             |       |                              |
| # fs613a02: 13. What time do usually go to bed on weekdays: __ minute                                                                                       |                                                             |       |                              |
| Information                                                                                                                                                 | [Type= discrete] [Format=numeric] [Range= 0-99] [Missing=*] |       |                              |
| Statistics [NW/ W]                                                                                                                                          | [Valid=1826 /-] [Invalid=0 /-]                              |       |                              |
| Value                                                                                                                                                       | Label                                                       | Cases | Percentage                   |
| 0                                                                                                                                                           |                                                             | 1211  | <div><div></div></div> 66.3% |
| 5                                                                                                                                                           |                                                             | 3     | 0.2%                         |
| 10                                                                                                                                                          |                                                             | 9     | 0.5%                         |
| 15                                                                                                                                                          |                                                             | 6     | 0.3%                         |
| 20                                                                                                                                                          |                                                             | 11    | 0.6%                         |
| 30                                                                                                                                                          |                                                             | 545   | <div><div></div></div> 29.8% |
| 34                                                                                                                                                          |                                                             | 1     | 0.1%                         |
| 40                                                                                                                                                          |                                                             | 14    | 0.8%                         |
| 45                                                                                                                                                          |                                                             | 5     | 0.3%                         |
| 50                                                                                                                                                          |                                                             | 12    | 0.7%                         |
| 55                                                                                                                                                          |                                                             | 3     | 0.2%                         |
| 98                                                                                                                                                          | Refusing to answer                                          | 1     | 0.1%                         |
| 99                                                                                                                                                          | Missing                                                     | 5     | 0.3%                         |
| Warning: these figures indicate the number of cases found in the data file. They cannot be interpreted as summary statistics of the population of interest. |                                                             |       |                              |
| # fs613b01: 13. What time do you get up on weekdays__ hour                                                                                                  |                                                             |       |                              |
| Information                                                                                                                                                 | [Type= discrete] [Format=numeric] [Range= 3-99] [Missing=*] |       |                              |
| Statistics [NW/ W]                                                                                                                                          | [Valid=1826 /-] [Invalid=0 /-]                              |       |                              |
| Value                                                                                                                                                       | Label                                                       | Cases | Percentage                   |
| 3                                                                                                                                                           |                                                             | 1     | 0.1%                         |
| 4                                                                                                                                                           |                                                             | 11    | 0.6%                         |
| 5                                                                                                                                                           |                                                             | 280   | <div><div></div></div> 15.3% |
| 6                                                                                                                                                           |                                                             | 1079  | <div><div></div></div> 59.1% |
| 7                                                                                                                                                           |                                                             | 246   | <div><div></div></div> 13.5% |
| 8                                                                                                                                                           |                                                             | 70    | <div><div></div></div> 3.8%  |
| 9                                                                                                                                                           |                                                             | 45    | <div><div></div></div> 2.5%  |
| 10                                                                                                                                                          |                                                             | 35    | <div><div></div></div> 1.9%  |
| 11                                                                                                                                                          |                                                             | 11    | 0.6%                         |
| 12                                                                                                                                                          |                                                             | 19    | 1.0%                         |
| 14                                                                                                                                                          |                                                             | 6     | 0.3%                         |
| 15                                                                                                                                                          |                                                             | 3     | 0.2%                         |
| 16                                                                                                                                                          |                                                             | 6     | 0.3%                         |
| 17                                                                                                                                                          |                                                             | 2     | 0.1%                         |

| # fs613b01: 13. What time do you get up on weekdays__ hour                                                                                                  |                                                             |       |            |
|-------------------------------------------------------------------------------------------------------------------------------------------------------------|-------------------------------------------------------------|-------|------------|
| Value                                                                                                                                                       | Label                                                       | Cases | Percentage |
| 18                                                                                                                                                          |                                                             | 1     | 0.1%       |
| 19                                                                                                                                                          |                                                             | 1     | 0.1%       |
| 20                                                                                                                                                          |                                                             | 1     | 0.1%       |
| 22                                                                                                                                                          |                                                             | 1     | 0.1%       |
| 23                                                                                                                                                          |                                                             | 1     | 0.1%       |
| 24                                                                                                                                                          |                                                             | 1     | 0.1%       |
| 98                                                                                                                                                          | Refusing to answer                                          | 1     | 0.1%       |
| 99                                                                                                                                                          | Missing                                                     | 5     | 0.3%       |
| Warning: these figures indicate the number of cases found in the data file. They cannot be interpreted as summary statistics of the population of interest. |                                                             |       |            |
| # fs613b02: 13. What time do you get up on weekdays__ minute                                                                                                |                                                             |       |            |
| Information                                                                                                                                                 | [Type= discrete] [Format=numeric] [Range= 0-99] [Missing=*] |       |            |
| Statistics [NW/ W]                                                                                                                                          | [Valid=1826 /-] [Invalid=0 /-]                              |       |            |
| Value                                                                                                                                                       | Label                                                       | Cases | Percentage |
| 0                                                                                                                                                           |                                                             | 757   | 41.5%      |
| 5                                                                                                                                                           |                                                             | 7     | 0.4%       |
| 10                                                                                                                                                          |                                                             | 67    | 3.7%       |
| 15                                                                                                                                                          |                                                             | 67    | 3.7%       |
| 20                                                                                                                                                          |                                                             | 100   | 5.5%       |
| 25                                                                                                                                                          |                                                             | 10    | 0.5%       |
| 30                                                                                                                                                          |                                                             | 578   | 31.7%      |
| 35                                                                                                                                                          |                                                             | 8     | 0.4%       |
| 40                                                                                                                                                          |                                                             | 64    | 3.5%       |
| 45                                                                                                                                                          |                                                             | 57    | 3.1%       |
| 50                                                                                                                                                          |                                                             | 94    | 5.1%       |
| 55                                                                                                                                                          |                                                             | 11    | 0.6%       |
| 98                                                                                                                                                          | Refusing to answer                                          | 1     | 0.1%       |
| 99                                                                                                                                                          | Missing                                                     | 5     | 0.3%       |
| Warning: these figures indicate the number of cases found in the data file. They cannot be interpreted as summary statistics of the population of interest. |                                                             |       |            |
| # fs614000: 14. Since last September, how many days on average in a typical week have you been out for dinner                                               |                                                             |       |            |
| Information                                                                                                                                                 | [Type= discrete] [Format=numeric] [Range= 0-9] [Missing=*]  |       |            |
| Statistics [NW/ W]                                                                                                                                          | [Valid=1826 /-] [Invalid=0 /-]                              |       |            |
| Value                                                                                                                                                       | Label                                                       | Cases | Percentage |
| 0                                                                                                                                                           |                                                             | 376   | 20.6%      |
| 1                                                                                                                                                           |                                                             | 168   | 9.2%       |
| 2                                                                                                                                                           |                                                             | 197   | 10.8%      |
| 3                                                                                                                                                           |                                                             | 181   | 9.9%       |
| 4                                                                                                                                                           |                                                             | 145   | 7.9%       |
| 5                                                                                                                                                           |                                                             | 408   | 22.3%      |
| 6                                                                                                                                                           |                                                             | 182   | 10.0%      |
| 7                                                                                                                                                           |                                                             | 159   | 8.7%       |
| 8                                                                                                                                                           | Refusing to answer                                          | 1     | 0.1%       |
| 9                                                                                                                                                           | Missing                                                     | 9     | 0.5%       |
| Warning: these figures indicate the number of cases found in the data file. They cannot be interpreted as summary statistics of the population of interest. |                                                             |       |            |

**# fs615000: 15. Since last September, how many days on average in a typical week have you had dinner with your parents?**

| <b>Information</b>        | [Type= discrete] [Format=numeric] [Range= 0-9] [Missing=*] |       |            |
|---------------------------|------------------------------------------------------------|-------|------------|
| <b>Statistics [NW/ W]</b> | [Valid=1826 /-] [Invalid=0 /-]                             |       |            |
| Value                     | Label                                                      | Cases | Percentage |
| 0                         |                                                            | 224   | 12.3%      |
| 1                         |                                                            | 258   | 14.1%      |
| 2                         |                                                            | 446   | 24.4%      |
| 3                         |                                                            | 189   | 10.4%      |
| 4                         |                                                            | 126   | 6.9%       |
| 5                         |                                                            | 152   | 8.3%       |
| 6                         |                                                            | 129   | 7.1%       |
| 7                         |                                                            | 295   | 16.2%      |
| 8                         | Refusing to answer                                         | 1     | 0.1%       |
| 9                         | Missing                                                    | 6     | 0.3%       |

*Warning: these figures indicate the number of cases found in the data file. They cannot be interpreted as summary statistics of the population of interest.*

**# fs616a01: 16. How much free time do you have every day (excluding class/work time, tutoring, or sleeping time)? \_\_ hour during holiday**

| <b>Information</b>        | [Type= continuous] [Format=numeric] [Range= 0-99] [Missing=*] |       |            |
|---------------------------|---------------------------------------------------------------|-------|------------|
| <b>Statistics [NW/ W]</b> | [Valid=1826 /-] [Invalid=0 /-]                                |       |            |
| Value                     | Label                                                         | Cases | Percentage |
| 97                        | Don't know                                                    | 1     | 10.0%      |
| 98                        | Refusing to answer                                            | 1     | 10.0%      |
| 99                        | Missing                                                       | 8     | 80.0%      |

*Warning: these figures indicate the number of cases found in the data file. They cannot be interpreted as summary statistics of the population of interest.*

**# fs616a02: 16. How much free time do you have every day (excluding class/work time, tutoring, or sleeping time)? \_\_ minute during holiday,**




| <b>Information</b>        | [Type= discrete] [Format=numeric] [Range= 0-99] [Missing=*] |       |            |
|---------------------------|-------------------------------------------------------------|-------|------------|
| <b>Statistics [NW/ W]</b> | [Valid=1826 /-] [Invalid=0 /-]                              |       |            |
| Value                     | Label                                                       | Cases | Percentage |
| 0                         |                                                             | 1696  | 92.9%      |
| 1                         |                                                             | 1     | 0.1%       |
| 3                         |                                                             | 1     | 0.1%       |
| 10                        |                                                             | 5     | 0.3%       |
| 18                        |                                                             | 1     | 0.1%       |
| 20                        |                                                             | 5     | 0.3%       |
| 23                        |                                                             | 1     | 0.1%       |
| 29                        |                                                             | 1     | 0.1%       |
| 30                        |                                                             | 93    | 5.1%       |
| 40                        |                                                             | 7     | 0.4%       |
| 50                        |                                                             | 5     | 0.3%       |
| 97                        | Don't know                                                  | 1     | 0.1%       |
| 98                        | Refusing to answer                                          | 1     | 0.1%       |
| 99                        | Missing                                                     | 8     | 0.4%       |

*Warning: these figures indicate the number of cases found in the data file. They cannot be interpreted as summary statistics of the population of interest.*

**# fs616b01: 16. How much free time do you have every day (excluding class/work time, tutoring, or sleeping time)? \_\_ hour normally**

**Information** [Type= continuous] [Format=numeric] [Range= 0-99] [Missing=\*]

**Statistics [NW/ W]** [Valid=1826 /-] [Invalid=0 /-]














| Value | Label              | Cases | Percentage                                                                                |
|-------|--------------------|-------|-------------------------------------------------------------------------------------------|
| 97    | Don't know         | 1     |  11.1% |
| 98    | Refusing to answer | 1     |  11.1% |
| 99    | Missing            | 7     |  77.8% |

*Warning: these figures indicate the number of cases found in the data file. They cannot be interpreted as summary statistics of the population of interest.*

**# fs616b02: 16. How much free time do you have every day (excluding class/work time, tutoring, or sleeping time)? \_\_ minute normally**

**Information** [Type= discrete] [Format=numeric] [Range= 0-99] [Missing=\*]

**Statistics [NW/ W]** [Valid=1826 /-] [Invalid=0 /-]








| Value | Label              | Cases | Percentage                                                                                 |
|-------|--------------------|-------|--------------------------------------------------------------------------------------------|
| 0     |                    | 1651  |  90.4%  |
| 2     |                    | 1     |  0.1%   |
| 10    |                    | 5     |  0.3%   |
| 15    |                    | 2     |  0.1%   |
| 17    |                    | 1     |  0.1%   |
| 20    |                    | 8     |  0.4%   |
| 24    |                    | 1     |  0.1%   |
| 25    |                    | 1     |  0.1%  |
| 30    |                    | 135   |  7.4% |
| 37    |                    | 1     |  0.1% |
| 40    |                    | 7     |  0.4% |
| 44    |                    | 1     |  0.1% |
| 50    |                    | 3     |  0.2% |
| 97    | Don't know         | 1     |  0.1% |
| 98    | Refusing to answer | 1     |  0.1% |
| 99    | Missing            | 7     |  0.4% |

*Warning: these figures indicate the number of cases found in the data file. They cannot be interpreted as summary statistics of the population of interest.*

**# fs617000: 17. In the recent month, how much time on average do you spent watching news on TV every day?**

**Information** [Type= discrete] [Format=numeric] [Range= 1-9] [Missing=\*]

**Statistics [NW/ W]** [Valid=1826 /-] [Invalid=0 /-]

| Value | Label                | Cases | Percentage                                                                                  |
|-------|----------------------|-------|---------------------------------------------------------------------------------------------|
| 1     | Less than half hour  | 476   |  26.1% |
| 2     | Half hour to an hour | 667   |  36.5% |
| 3     | 1-2 hours            | 371   |  20.3% |
| 4     | 2 hours or more      | 202   |  11.1% |
| 5     | Never                | 107   |  5.9%  |
| 8     | Refusing to answer   | 1     |  0.1%  |
| 9     | Missing              | 2     |  0.1%  |

*Warning: these figures indicate the number of cases found in the data file. They cannot be interpreted as summary statistics of the population of interest.*

**# fs618000: 18. In the recent month, how much time on average do you spent reading newspaper every day?**

**Information** [Type= discrete] [Format=numeric] [Range= 1-9] [Missing=\*]

| <b># fs618000: 18. In the recent month, how much time on average do you spent reading newspaper every day?</b>                                                                                                |                      |                                                            |                              |
|---------------------------------------------------------------------------------------------------------------------------------------------------------------------------------------------------------------|----------------------|------------------------------------------------------------|------------------------------|
| Statistics [NW/ W]                                                                                                                                                                                            |                      | [Valid=1826 /-] [Invalid=0 /-]                             |                              |
| Value                                                                                                                                                                                                         | Label                | Cases                                                      | Percentage                   |
| 1                                                                                                                                                                                                             | Less than half hour  | 806                                                        | <div><div></div></div> 44.1% |
| 2                                                                                                                                                                                                             | Half hour to an hour | 608                                                        | <div><div></div></div> 33.3% |
| 3                                                                                                                                                                                                             | 1-2 hours            | 85                                                         | <div><div></div></div> 4.7%  |
| 4                                                                                                                                                                                                             | 2 hours or more      | 32                                                         | <div><div></div></div> 1.8%  |
| 5                                                                                                                                                                                                             | Never                | 290                                                        | <div><div></div></div> 15.9% |
| 8                                                                                                                                                                                                             | Refusing to answer   | 1                                                          | 0.1%                         |
| 9                                                                                                                                                                                                             | Missing              | 4                                                          | 0.2%                         |
| Warning: these figures indicate the number of cases found in the data file. They cannot be interpreted as summary statistics of the population of interest.                                                   |                      |                                                            |                              |
| <b># fs619001: 19. Do you normally keep up with the following news through mass media such as television, radio, newspaper, or internet? (1) Local news</b>                                                   |                      |                                                            |                              |
| Information                                                                                                                                                                                                   |                      | [Type= discrete] [Format=numeric] [Range= 1-9] [Missing=*] |                              |
| Statistics [NW/ W]                                                                                                                                                                                            |                      | [Valid=1826 /-] [Invalid=0 /-]                             |                              |
| Value                                                                                                                                                                                                         | Label                | Cases                                                      | Percentage                   |
| 1                                                                                                                                                                                                             | Yes                  | 1335                                                       | <div><div></div></div> 73.1% |
| 2                                                                                                                                                                                                             | No                   | 489                                                        | <div><div></div></div> 26.8% |
| 8                                                                                                                                                                                                             | Refusing to answer   | 1                                                          | 0.1%                         |
| 9                                                                                                                                                                                                             | Missing              | 1                                                          | 0.1%                         |
| Warning: these figures indicate the number of cases found in the data file. They cannot be interpreted as summary statistics of the population of interest.                                                   |                      |                                                            |                              |
| <b># fs619002: 19. Do you normally keep up with the following news through mass media such as television, radio, newspaper, or internet? (2) News related to job or entering the workforce</b>                |                      |                                                            |                              |
| Information                                                                                                                                                                                                   |                      | [Type= discrete] [Format=numeric] [Range= 1-9] [Missing=*] |                              |
| Statistics [NW/ W]                                                                                                                                                                                            |                      | [Valid=1826 /-] [Invalid=0 /-]                             |                              |
| Value                                                                                                                                                                                                         | Label                | Cases                                                      | Percentage                   |
| 1                                                                                                                                                                                                             | Yes                  | 902                                                        | <div><div></div></div> 49.4% |
| 2                                                                                                                                                                                                             | No                   | 922                                                        | <div><div></div></div> 50.5% |
| 8                                                                                                                                                                                                             | Refusing to answer   | 1                                                          | 0.1%                         |
| 9                                                                                                                                                                                                             | Missing              | 1                                                          | 0.1%                         |
| Warning: these figures indicate the number of cases found in the data file. They cannot be interpreted as summary statistics of the population of interest.                                                   |                      |                                                            |                              |
| <b># fs619003: 19. Do you normally keep up with the following news through mass media such as television, radio, newspaper, or internet? (3) News related to education or entering high school/university</b> |                      |                                                            |                              |
| Information                                                                                                                                                                                                   |                      | [Type= discrete] [Format=numeric] [Range= 1-9] [Missing=*] |                              |
| Statistics [NW/ W]                                                                                                                                                                                            |                      | [Valid=1826 /-] [Invalid=0 /-]                             |                              |
| Value                                                                                                                                                                                                         | Label                | Cases                                                      | Percentage                   |
| 1                                                                                                                                                                                                             | Yes                  | 1356                                                       | <div><div></div></div> 74.3% |
| 2                                                                                                                                                                                                             | No                   | 468                                                        | <div><div></div></div> 25.6% |
| 8                                                                                                                                                                                                             | Refusing to answer   | 1                                                          | 0.1%                         |
| 9                                                                                                                                                                                                             | Missing              | 1                                                          | 0.1%                         |
| Warning: these figures indicate the number of cases found in the data file. They cannot be interpreted as summary statistics of the population of interest.                                                   |                      |                                                            |                              |
| <b># fs619004: 19. Do you normally keep up with the following news through mass media such as television, radio, newspaper, or internet? (4) Entertainment news</b>                                           |                      |                                                            |                              |
| Information                                                                                                                                                                                                   |                      | [Type= discrete] [Format=numeric] [Range= 1-9] [Missing=*] |                              |
| Statistics [NW/ W]                                                                                                                                                                                            |                      | [Valid=1826 /-] [Invalid=0 /-]                             |                              |



**# fs619004: 19. Do you normally keep up with the following news through mass media such as television, radio, newspaper, or internet? (4) Entertainment news**

| Value | Label              | Cases | Percentage                                                                                |
|-------|--------------------|-------|-------------------------------------------------------------------------------------------|
| 1     | Yes                | 1458  |  79.8% |
| 2     | No                 | 366   |  20.0% |
| 8     | Refusing to answer | 1     | 0.1%                                                                                      |
| 9     | Missing            | 1     | 0.1%                                                                                      |

*Warning: these figures indicate the number of cases found in the data file. They cannot be interpreted as summary statistics of the population of interest.*

**# fs619005: 19. Do you normally keep up with the following news through mass media such as television, radio, newspaper, or internet? (5) News related to society and security**



|                           |                                                            |
|---------------------------|------------------------------------------------------------|
| <b>Information</b>        | [Type= discrete] [Format=numeric] [Range= 1-9] [Missing=*] |
| <b>Statistics [NW/ W]</b> | [Valid=1826 /-] [Invalid=0 /-]                             |

| Value | Label              | Cases | Percentage                                                                                |
|-------|--------------------|-------|-------------------------------------------------------------------------------------------|
| 1     | Yes                | 1391  |  76.2% |
| 2     | No                 | 433   |  23.7% |
| 8     | Refusing to answer | 1     | 0.1%                                                                                      |
| 9     | Missing            | 1     | 0.1%                                                                                      |

*Warning: these figures indicate the number of cases found in the data file. They cannot be interpreted as summary statistics of the population of interest.*

**# fs619006: 19. Do you normally keep up with the following news through mass media such as television, radio, newspaper, or internet? (6) Sports news**


|                           |                                                            |
|---------------------------|------------------------------------------------------------|
| <b>Information</b>        | [Type= discrete] [Format=numeric] [Range= 1-9] [Missing=*] |
| <b>Statistics [NW/ W]</b> | [Valid=1826 /-] [Invalid=0 /-]                             |

| Value | Label              | Cases | Percentage                                                                                  |
|-------|--------------------|-------|---------------------------------------------------------------------------------------------|
| 1     | Yes                | 993   |  54.4% |
| 2     | No                 | 831   |  45.5% |
| 8     | Refusing to answer | 1     | 0.1%                                                                                        |
| 9     | Missing            | 1     | 0.1%                                                                                        |

*Warning: these figures indicate the number of cases found in the data file. They cannot be interpreted as summary statistics of the population of interest.*

**# fs619007: 19. Do you normally keep up with the following news through mass media such as television, radio, newspaper, or internet? (7) National news**

|                           |                                                            |
|---------------------------|------------------------------------------------------------|
| <b>Information</b>        | [Type= discrete] [Format=numeric] [Range= 1-9] [Missing=*] |
| <b>Statistics [NW/ W]</b> | [Valid=1826 /-] [Invalid=0 /-]                             |

| Value | Label              | Cases | Percentage                                                                                  |
|-------|--------------------|-------|---------------------------------------------------------------------------------------------|
| 1     | Yes                | 1395  |  76.4% |
| 2     | No                 | 429   |  23.5% |
| 8     | Refusing to answer | 1     | 0.1%                                                                                        |
| 9     | Missing            | 1     | 0.1%                                                                                        |

*Warning: these figures indicate the number of cases found in the data file. They cannot be interpreted as summary statistics of the population of interest.*

**# fs619008: 19. Do you normally keep up with the following news through mass media such as television, radio, newspaper, or internet? (8) World news**

|                           |                                                            |
|---------------------------|------------------------------------------------------------|
| <b>Information</b>        | [Type= discrete] [Format=numeric] [Range= 1-9] [Missing=*] |
| <b>Statistics [NW/ W]</b> | [Valid=1826 /-] [Invalid=0 /-]                             |

| Value | Label | Cases | Percentage                                                                                  |
|-------|-------|-------|---------------------------------------------------------------------------------------------|
| 1     | Yes   | 1343  |  73.5% |
| 2     | No    | 481   |  26.3% |

**# fs619008: 19. Do you normally keep up with the following news through mass media such as television, radio, newspaper, or internet? (8) World news**

| Value | Label              | Cases | Percentage |
|-------|--------------------|-------|------------|
| 8     | Refusing to answer | 1     | 0.1%       |
| 9     | Missing            | 1     | 0.1%       |

*Warning: these figures indicate the number of cases found in the data file. They cannot be interpreted as summary statistics of the population of interest.*

**# fs620000: 20. How much time on average do you spend studying, attending tutoring, and doing assignments during holidays/weekends since last September?**

|                           |                                                             |
|---------------------------|-------------------------------------------------------------|
| <b>Information</b>        | [Type= discrete] [Format=numeric] [Range= 0-99] [Missing=*] |
| <b>Statistics [NW/ W]</b> | [Valid=1826 /-] [Invalid=0 /-]                              |

| Value | Label              | Cases | Percentage |
|-------|--------------------|-------|------------|
| 0     |                    | 244   | 13.4%      |
| 1     |                    | 308   | 16.9%      |
| 2     |                    | 212   | 11.6%      |
| 3     |                    | 204   | 11.2%      |
| 4     |                    | 137   | 7.5%       |
| 5     |                    | 140   | 7.7%       |
| 6     |                    | 121   | 6.6%       |
| 7     |                    | 55    | 3.0%       |
| 8     |                    | 138   | 7.6%       |
| 9     |                    | 41    | 2.2%       |
| 10    |                    | 95    | 5.2%       |
| 11    |                    | 10    | 0.5%       |
| 12    |                    | 60    | 3.3%       |
| 13    |                    | 7     | 0.4%       |
| 14    |                    | 14    | 0.8%       |
| 15    |                    | 11    | 0.6%       |
| 16    |                    | 10    | 0.5%       |
| 18    |                    | 2     | 0.1%       |
| 19    |                    | 1     | 0.1%       |
| 20    |                    | 3     | 0.2%       |
| 23    |                    | 1     | 0.1%       |
| 24    |                    | 1     | 0.1%       |
| 98    | Refusing to answer | 1     | 0.1%       |
| 99    | Missing            | 10    | 0.5%       |

*Warning: these figures indicate the number of cases found in the data file. They cannot be interpreted as summary statistics of the population of interest.*
















**# fs621000: 21. How much time on average do you spend studying, tutoring, and doing assignments except for class time since last September?**

|                           |                                                             |
|---------------------------|-------------------------------------------------------------|
| <b>Information</b>        | [Type= discrete] [Format=numeric] [Range= 0-99] [Missing=*] |
| <b>Statistics [NW/ W]</b> | [Valid=1826 /-] [Invalid=0 /-]                              |

| Value | Label | Cases | Percentage |
|-------|-------|-------|------------|
| 0     |       | 241   | 13.2%      |
| 1     |       | 399   | 21.9%      |
| 2     |       | 307   | 16.8%      |
| 3     |       | 353   | 19.3%      |
| 4     |       | 222   | 12.2%      |







**# fs621000: 21. How much time on average do you spend studying, tutoring, and doing assignments except for class time since last September?**

| Value | Label              | Cases | Percentage                                                                               |
|-------|--------------------|-------|------------------------------------------------------------------------------------------|
| 5     |                    | 138   |  7.6% |
| 6     |                    | 58    |  3.2% |
| 7     |                    | 10    |  0.5% |
| 8     |                    | 28    |  1.5% |
| 9     |                    | 5     |  0.3% |
| 10    |                    | 18    |  1.0% |
| 11    |                    | 1     |  0.1% |
| 12    |                    | 17    |  0.9% |
| 13    |                    | 4     |  0.2% |
| 14    |                    | 3     |  0.2% |
| 15    |                    | 8     |  0.4% |
| 17    |                    | 1     |  0.1% |
| 21    |                    | 1     |  0.1% |
| 98    | Refusing to answer | 1     |  0.1% |
| 99    | Missing            | 11    |  0.6% |

*Warning: these figures indicate the number of cases found in the data file. They cannot be interpreted as summary statistics of the population of interest.*

**# fs622000: 22. Do you currently have a boyfriend/girlfriend?**















|                           |                                                            |
|---------------------------|------------------------------------------------------------|
| <b>Information</b>        | [Type= discrete] [Format=numeric] [Range= 1-9] [Missing=*] |
| <b>Statistics [NW/ W]</b> | [Valid=1826 /-] [Invalid=0 /-]                             |

| Value | Label                       | Cases | Percentage                                                                                  |
|-------|-----------------------------|-------|---------------------------------------------------------------------------------------------|
| 1     | Yes                         | 388   |  21.2% |
| 2     | No (proceed to Question 30) | 1436  |  78.6% |
| 8     | Refusing to answer          | 1     |  0.1%  |
| 9     | Missing                     | 1     |  0.1%  |

*Warning: these figures indicate the number of cases found in the data file. They cannot be interpreted as summary statistics of the population of interest.*






**# fs623000: 23. How old is your boyfriend/girlfriend?**

|                           |                                                             |
|---------------------------|-------------------------------------------------------------|
| <b>Information</b>        | [Type= discrete] [Format=numeric] [Range= 0-99] [Missing=*] |
| <b>Statistics [NW/ W]</b> | [Valid=1826 /-] [Invalid=0 /-]                              |

| Value | Label | Cases | Percentage                                                                                  |
|-------|-------|-------|---------------------------------------------------------------------------------------------|
| 0     | Skip  | 1436  |  78.6% |
| 14    |       | 1     |  0.1%  |
| 15    |       | 6     |  0.3%  |
| 16    |       | 27    |  1.5%  |
| 17    |       | 78    |  4.3%  |
| 18    |       | 150   |  8.2%  |
| 19    |       | 41    |  2.2%  |
| 20    |       | 33    |  1.8%  |
| 21    |       | 17    |  0.9%  |
| 22    |       | 13    |  0.7%  |
| 23    |       | 7     |  0.4%  |
| 24    |       | 3     |  0.2%  |
| 25    |       | 3     |  0.2%  |
| 26    |       | 1     |  0.1%  |

| # fs623000: 23. How old is your boyfriend/girlfriend?                                                                                                       |                                                             |       |            |
|-------------------------------------------------------------------------------------------------------------------------------------------------------------|-------------------------------------------------------------|-------|------------|
| Value                                                                                                                                                       | Label                                                       | Cases | Percentage |
| 27                                                                                                                                                          |                                                             | 4     | 0.2%       |
| 29                                                                                                                                                          |                                                             | 1     | 0.1%       |
| 30                                                                                                                                                          |                                                             | 2     | 0.1%       |
| 98                                                                                                                                                          | Refusing to answer                                          | 1     | 0.1%       |
| 99                                                                                                                                                          | Missing                                                     | 2     | 0.1%       |
| Warning: these figures indicate the number of cases found in the data file. They cannot be interpreted as summary statistics of the population of interest. |                                                             |       |            |
| # fs624001: 24. How long have you been dating each other: ____ years                                                                                        |                                                             |       |            |
| Information                                                                                                                                                 | [Type= discrete] [Format=numeric] [Range= 0-99] [Missing=*] |       |            |
| Statistics [NW/ W]                                                                                                                                          | [Valid=1826 /-] [Invalid=0 /-]                              |       |            |
| Value                                                                                                                                                       | Label                                                       | Cases | Percentage |
| 0                                                                                                                                                           | Skip                                                        | 1629  | 89.2%      |
| 1                                                                                                                                                           |                                                             | 114   | 6.2%       |
| 2                                                                                                                                                           |                                                             | 55    | 3.0%       |
| 3                                                                                                                                                           |                                                             | 19    | 1.0%       |
| 4                                                                                                                                                           |                                                             | 3     | 0.2%       |
| 6                                                                                                                                                           |                                                             | 2     | 0.1%       |
| 8                                                                                                                                                           |                                                             | 1     | 0.1%       |
| 98                                                                                                                                                          | Refusing to answer                                          | 1     | 0.1%       |
| 99                                                                                                                                                          | Missing                                                     | 2     | 0.1%       |
| Warning: these figures indicate the number of cases found in the data file. They cannot be interpreted as summary statistics of the population of interest. |                                                             |       |            |
| # fs624002: 24. How long have you been dating each other: ____ month                                                                                        |                                                             |       |            |
| Information                                                                                                                                                 | [Type= discrete] [Format=numeric] [Range= 0-99] [Missing=*] |       |            |
| Statistics [NW/ W]                                                                                                                                          | [Valid=1826 /-] [Invalid=0 /-]                              |       |            |
| Value                                                                                                                                                       | Label                                                       | Cases | Percentage |
| 0                                                                                                                                                           | Skip                                                        | 1473  | 80.7%      |
| 1                                                                                                                                                           |                                                             | 47    | 2.6%       |
| 2                                                                                                                                                           |                                                             | 46    | 2.5%       |
| 3                                                                                                                                                           |                                                             | 43    | 2.4%       |
| 4                                                                                                                                                           |                                                             | 39    | 2.1%       |
| 5                                                                                                                                                           |                                                             | 29    | 1.6%       |
| 6                                                                                                                                                           |                                                             | 47    | 2.6%       |
| 7                                                                                                                                                           |                                                             | 22    | 1.2%       |
| 8                                                                                                                                                           |                                                             | 30    | 1.6%       |
| 9                                                                                                                                                           |                                                             | 18    | 1.0%       |
| 10                                                                                                                                                          |                                                             | 17    | 0.9%       |
| 11                                                                                                                                                          |                                                             | 10    | 0.5%       |
| 98                                                                                                                                                          | Refusing to answer                                          | 1     | 0.1%       |
| 99                                                                                                                                                          | Missing                                                     | 4     | 0.2%       |
| Warning: these figures indicate the number of cases found in the data file. They cannot be interpreted as summary statistics of the population of interest. |                                                             |       |            |
| # fs625000: 25. How often do you meet him/her after school/work?                                                                                            |                                                             |       |            |
| Information                                                                                                                                                 | [Type= discrete] [Format=numeric] [Range= 0-9] [Missing=*]  |       |            |
| Statistics [NW/ W]                                                                                                                                          | [Valid=1826 /-] [Invalid=0 /-]                              |       |            |





**# fs625000: 25. How often do you meet him/her after school/work?**

| Value | Label                 | Cases | Percentage                                                                                |
|-------|-----------------------|-------|-------------------------------------------------------------------------------------------|
| 0     | Skip                  | 1436  |  78.6% |
| 1     | Everyday              | 179   |  9.8%  |
| 2     | 2-3 times a week      | 108   |  5.9%  |
| 3     | Once a week           | 46    |  2.5%  |
| 4     | Less than once a week | 55    |  3.0%  |
| 8     | Refusing to answer    | 1     | 0.1%                                                                                      |
| 9     | Missing               | 1     | 0.1%                                                                                      |

*Warning: these figures indicate the number of cases found in the data file. They cannot be interpreted as summary statistics of the population of interest.*

**# fs626000: 26. Are you satisfied with your relationship with him/her?**




|                           |                                                            |
|---------------------------|------------------------------------------------------------|
| <b>Information</b>        | [Type= discrete] [Format=numeric] [Range= 0-9] [Missing=*] |
| <b>Statistics [NW/ W]</b> | [Valid=1826 /-] [Invalid=0 /-]                             |

| Value | Label              | Cases | Percentage                                                                                |
|-------|--------------------|-------|-------------------------------------------------------------------------------------------|
| 0     | Skip               | 1436  |  78.6% |
| 1     | Very satisfied     | 120   |  6.6%  |
| 2     | Satisfied          | 239   |  13.1% |
| 3     | Dissatisfied       | 28    |  1.5%  |
| 4     | Very dissatisfied  | 1     | 0.1%                                                                                      |
| 8     | Refusing to answer | 1     | 0.1%                                                                                      |
| 9     | Missing            | 1     | 0.1%                                                                                      |

*Warning: these figures indicate the number of cases found in the data file. They cannot be interpreted as summary statistics of the population of interest.*

**# fs627001: 27. Does your current boyfriend/girlfriend affect you on the following things: (multiple selections possible)**  
**(1) Time management**




|                           |                                                            |
|---------------------------|------------------------------------------------------------|
| <b>Information</b>        | [Type= discrete] [Format=numeric] [Range= 0-9] [Missing=*] |
| <b>Statistics [NW/ W]</b> | [Valid=1826 /-] [Invalid=0 /-]                             |

| Value | Label              | Cases | Percentage                                                                                  |
|-------|--------------------|-------|---------------------------------------------------------------------------------------------|
| 0     | Skip               | 1436  |  78.6% |
| 1     | Yes                | 163   |  8.9%  |
| 2     | No                 | 225   |  12.3% |
| 8     | Refusing to answer | 1     | 0.1%                                                                                        |
| 9     | Missing            | 1     | 0.1%                                                                                        |

*Warning: these figures indicate the number of cases found in the data file. They cannot be interpreted as summary statistics of the population of interest.*

**# fs627002: 27. Does your current boyfriend/girlfriend affect you on the following things: (multiple selections possible)**  
**(2) Financial budget**




|                           |                                                            |
|---------------------------|------------------------------------------------------------|
| <b>Information</b>        | [Type= discrete] [Format=numeric] [Range= 0-9] [Missing=*] |
| <b>Statistics [NW/ W]</b> | [Valid=1826 /-] [Invalid=0 /-]                             |

| Value | Label              | Cases | Percentage                                                                                  |
|-------|--------------------|-------|---------------------------------------------------------------------------------------------|
| 0     | Skip               | 1436  |  78.6% |
| 1     | Yes                | 91    |  5.0%  |
| 2     | No                 | 297   |  16.3% |
| 8     | Refusing to answer | 1     | 0.1%                                                                                        |
| 9     | Missing            | 1     | 0.1%                                                                                        |

*Warning: these figures indicate the number of cases found in the data file. They cannot be interpreted as summary statistics of the population of interest.*

**# fs627003: 27. Does your current boyfriend/girlfriend affect you on the following things: (multiple selections possible)**  
**(3) Preparation for school work**




|                           |                                                            |
|---------------------------|------------------------------------------------------------|
| <b>Information</b>        | [Type= discrete] [Format=numeric] [Range= 0-9] [Missing=*] |
| <b>Statistics [NW/ W]</b> | [Valid=1826 /-] [Invalid=0 /-]                             |

| Value | Label              | Cases | Percentage                                                                                |
|-------|--------------------|-------|-------------------------------------------------------------------------------------------|
| 0     | Skip               | 1436  |  78.6% |
| 1     | Yes                | 98    |  5.4%  |
| 2     | No                 | 290   |  15.9% |
| 8     | Refusing to answer | 1     | 0.1%                                                                                      |
| 9     | Missing            | 1     | 0.1%                                                                                      |

*Warning: these figures indicate the number of cases found in the data file. They cannot be interpreted as summary statistics of the population of interest.*

**# fs627004: 27. Does your current boyfriend/girlfriend affect you on the following things: (multiple selections possible)**  
**(4) None of the above**




|                           |                                                            |
|---------------------------|------------------------------------------------------------|
| <b>Information</b>        | [Type= discrete] [Format=numeric] [Range= 0-9] [Missing=*] |
| <b>Statistics [NW/ W]</b> | [Valid=1826 /-] [Invalid=0 /-]                             |

| Value | Label              | Cases | Percentage                                                                                |
|-------|--------------------|-------|-------------------------------------------------------------------------------------------|
| 0     | Skip               | 1436  |  78.6% |
| 1     | Yes                | 174   |  9.5%  |
| 2     | No                 | 214   |  11.7% |
| 8     | Refusing to answer | 1     | 0.1%                                                                                      |
| 9     | Missing            | 1     | 0.1%                                                                                      |

*Warning: these figures indicate the number of cases found in the data file. They cannot be interpreted as summary statistics of the population of interest.*

**# fs628000: 28. Did you engage in sexual intercourse with him/her?**





|                           |                                                            |
|---------------------------|------------------------------------------------------------|
| <b>Information</b>        | [Type= discrete] [Format=numeric] [Range= 0-9] [Missing=*] |
| <b>Statistics [NW/ W]</b> | [Valid=1826 /-] [Invalid=0 /-]                             |

| Value | Label              | Cases | Percentage                                                                                  |
|-------|--------------------|-------|---------------------------------------------------------------------------------------------|
| 0     | Skip               | 1436  |  78.6% |
| 1     | Yes                | 112   |  6.1%  |
| 2     | No                 | 276   |  15.1% |
| 8     | Refusing to answer | 1     | 0.1%                                                                                        |
| 9     | Missing            | 1     | 0.1%                                                                                        |

*Warning: these figures indicate the number of cases found in the data file. They cannot be interpreted as summary statistics of the population of interest.*

**# fs629f00: 29. Do your father know you are dating your boyfriend/girlfriend?**

|                           |                                                            |
|---------------------------|------------------------------------------------------------|
| <b>Information</b>        | [Type= discrete] [Format=numeric] [Range= 0-9] [Missing=*] |
| <b>Statistics [NW/ W]</b> | [Valid=1826 /-] [Invalid=0 /-]                             |

| Value | Label                       | Cases | Percentage                                                                                  |
|-------|-----------------------------|-------|---------------------------------------------------------------------------------------------|
| 0     | Skip                        | 1453  |  79.6% |
| 1     | Yes, does he/she oppose it? | 227   |  12.4% |
| 2     | No                          | 98    |  5.4%  |
| 7     | Unsure                      | 46    |  2.5%  |
| 8     | Refusing to answer          | 1     | 0.1%                                                                                        |
| 9     | Missing                     | 1     | 0.1%                                                                                        |

*Warning: these figures indicate the number of cases found in the data file. They cannot be interpreted as summary statistics of the population of interest.*

**# fs629f01: 29. Do your father know you are dating your boyfriend/girlfriend?**

|                    |                                                            |
|--------------------|------------------------------------------------------------|
| <b>Information</b> | [Type= discrete] [Format=numeric] [Range= 0-9] [Missing=*] |
|--------------------|------------------------------------------------------------|

| # fs629f01: 29. Do your father know you are dating your boyfriend/girlfriend?                                                                               |                             |                                                            |                              |
|-------------------------------------------------------------------------------------------------------------------------------------------------------------|-----------------------------|------------------------------------------------------------|------------------------------|
| Statistics [NW/ W]                                                                                                                                          |                             | [Valid=1826 /-] [Invalid=0 /-]                             |                              |
| Value                                                                                                                                                       | Label                       | Cases                                                      | Percentage                   |
| 0                                                                                                                                                           | Skip                        | 1597                                                       | <div><div></div></div> 87.5% |
| 1                                                                                                                                                           | Yes                         | 36                                                         | <div><div></div></div> 2.0%  |
| 2                                                                                                                                                           | No                          | 189                                                        | <div><div></div></div> 10.4% |
| 8                                                                                                                                                           | Refusing to answer          | 1                                                          | 0.1%                         |
| 9                                                                                                                                                           | Missing                     | 3                                                          | 0.2%                         |
| Warning: these figures indicate the number of cases found in the data file. They cannot be interpreted as summary statistics of the population of interest. |                             |                                                            |                              |
| # fs629m00: 29. Do your mother know you are dating your boyfriend/girlfriend?                                                                               |                             |                                                            |                              |
| Information                                                                                                                                                 |                             | [Type= discrete] [Format=numeric] [Range= 0-9] [Missing=*] |                              |
| Statistics [NW/ W]                                                                                                                                          |                             | [Valid=1826 /-] [Invalid=0 /-]                             |                              |
| Value                                                                                                                                                       | Label                       | Cases                                                      | Percentage                   |
| 0                                                                                                                                                           | Skip                        | 1440                                                       | <div><div></div></div> 78.9% |
| 1                                                                                                                                                           | Yes, does he/she oppose it? | 289                                                        | <div><div></div></div> 15.8% |
| 2                                                                                                                                                           | No                          | 65                                                         | <div><div></div></div> 3.6%  |
| 7                                                                                                                                                           | Unsure                      | 29                                                         | <div><div></div></div> 1.6%  |
| 8                                                                                                                                                           | Refusing to answer          | 1                                                          | 0.1%                         |
| 9                                                                                                                                                           | Missing                     | 2                                                          | 0.1%                         |
| Warning: these figures indicate the number of cases found in the data file. They cannot be interpreted as summary statistics of the population of interest. |                             |                                                            |                              |
| # fs629m01: 29. Do your mother know you are dating your boyfriend/girlfriend?                                                                               |                             |                                                            |                              |
| Information                                                                                                                                                 |                             | [Type= discrete] [Format=numeric] [Range= 0-9] [Missing=*] |                              |
| Statistics [NW/ W]                                                                                                                                          |                             | [Valid=1826 /-] [Invalid=0 /-]                             |                              |
| Value                                                                                                                                                       | Label                       | Cases                                                      | Percentage                   |
| 0                                                                                                                                                           | Skip                        | 1534                                                       | <div><div></div></div> 84.0% |
| 1                                                                                                                                                           | Yes                         | 51                                                         | <div><div></div></div> 2.8%  |
| 2                                                                                                                                                           | No                          | 236                                                        | <div><div></div></div> 12.9% |
| 8                                                                                                                                                           | Refusing to answer          | 1                                                          | 0.1%                         |
| 9                                                                                                                                                           | Missing                     | 4                                                          | 0.2%                         |
| Warning: these figures indicate the number of cases found in the data file. They cannot be interpreted as summary statistics of the population of interest. |                             |                                                            |                              |

| # fs629a00: 29. Do your friends know you are dating your boyfriend/girlfriend?                                                                              |                                                             |       |                              |
|-------------------------------------------------------------------------------------------------------------------------------------------------------------|-------------------------------------------------------------|-------|------------------------------|
| Information                                                                                                                                                 | [Type= discrete] [Format=numeric] [Range= 0-9] [Missing=*]  |       |                              |
| Statistics [NW/ W]                                                                                                                                          | [Valid=1826 /-] [Invalid=0 /-]                              |       |                              |
| Value                                                                                                                                                       | Label                                                       | Cases | Percentage                   |
| 0                                                                                                                                                           | Skip                                                        | 1437  | <div><div></div></div> 78.7% |
| 1                                                                                                                                                           | Yes, does he/she oppose it?                                 | 368   | <div><div></div></div> 20.2% |
| 2                                                                                                                                                           | No                                                          | 9     | <div><div></div></div> 0.5%  |
| 7                                                                                                                                                           | Unsure                                                      | 10    | <div><div></div></div> 0.5%  |
| 8                                                                                                                                                           | Refusing to answer                                          | 1     | <div><div></div></div> 0.1%  |
| 9                                                                                                                                                           | Missing                                                     | 1     | <div><div></div></div> 0.1%  |
| Warning: these figures indicate the number of cases found in the data file. They cannot be interpreted as summary statistics of the population of interest. |                                                             |       |                              |
| # fs629a01: 29. Do your friends know you are dating your boyfriend/girlfriend?                                                                              |                                                             |       |                              |
| Information                                                                                                                                                 | [Type= discrete] [Format=numeric] [Range= 0-9] [Missing=*]  |       |                              |
| Statistics [NW/ W]                                                                                                                                          | [Valid=1826 /-] [Invalid=0 /-]                              |       |                              |
| Value                                                                                                                                                       | Label                                                       | Cases | Percentage                   |
| 0                                                                                                                                                           | Skip                                                        | 1456  | <div><div></div></div> 79.7% |
| 1                                                                                                                                                           | Yes                                                         | 18    | <div><div></div></div> 1.0%  |
| 2                                                                                                                                                           | No                                                          | 349   | <div><div></div></div> 19.1% |
| 8                                                                                                                                                           | Refusing to answer                                          | 1     | <div><div></div></div> 0.1%  |
| 9                                                                                                                                                           | Missing                                                     | 2     | <div><div></div></div> 0.1%  |
| Warning: these figures indicate the number of cases found in the data file. They cannot be interpreted as summary statistics of the population of interest. |                                                             |       |                              |
| # fs630000: 30. What is your religious belief? (select one)                                                                                                 |                                                             |       |                              |
| Information                                                                                                                                                 | [Type= discrete] [Format=numeric] [Range= 1-99] [Missing=*] |       |                              |
| Statistics [NW/ W]                                                                                                                                          | [Valid=1826 /-] [Invalid=0 /-]                              |       |                              |
| Value                                                                                                                                                       | Label                                                       | Cases | Percentage                   |
| 1                                                                                                                                                           | Cultural beliefs (worship many gods)                        | 340   | <div><div></div></div> 18.6% |
| 2                                                                                                                                                           | Buddhism                                                    | 301   | <div><div></div></div> 16.5% |
| 3                                                                                                                                                           | Taoism                                                      | 151   | <div><div></div></div> 8.3%  |
| 4                                                                                                                                                           | I-Kuna Tao                                                  | 22    | <div><div></div></div> 1.2%  |
| 5                                                                                                                                                           | Islam                                                       | 0     | <div><div></div></div>       |
| 6                                                                                                                                                           | Christianity - Catholic                                     | 10    | <div><div></div></div> 0.5%  |
| 7                                                                                                                                                           | Christianity - Protestant                                   | 60    | <div><div></div></div> 3.3%  |
| 8                                                                                                                                                           | None                                                        | 928   | <div><div></div></div> 50.8% |
| 9                                                                                                                                                           | Others                                                      | 10    | <div><div></div></div> 0.5%  |
| 97                                                                                                                                                          | Don't know                                                  | 2     | <div><div></div></div> 0.1%  |
| 99                                                                                                                                                          | Missing                                                     | 2     | <div><div></div></div> 0.1%  |
| Warning: these figures indicate the number of cases found in the data file. They cannot be interpreted as summary statistics of the population of interest. |                                                             |       |                              |
| # fs631000: 31. When did you start believing it?                                                                                                            |                                                             |       |                              |
| Information                                                                                                                                                 | [Type= discrete] [Format=numeric] [Range= 0-9] [Missing=*]  |       |                              |
| Statistics [NW/ W]                                                                                                                                          | [Valid=1826 /-] [Invalid=0 /-]                              |       |                              |
| Value                                                                                                                                                       | Label                                                       | Cases | Percentage                   |
| 0                                                                                                                                                           | Skip                                                        | 928   | <div><div></div></div> 50.8% |
| 1                                                                                                                                                           | Since I was young                                           | 760   | <div><div></div></div> 41.6% |
| 2                                                                                                                                                           | During elementary                                           | 62    | <div><div></div></div> 3.4%  |

| <b># fs631000: 31. When did you start believing it?</b>                                                                                                            |                                                              |       |                              |
|--------------------------------------------------------------------------------------------------------------------------------------------------------------------|--------------------------------------------------------------|-------|------------------------------|
| Value                                                                                                                                                              | Label                                                        | Cases | Percentage                   |
| 3                                                                                                                                                                  | During junior high school                                    | 40    | <div><div></div></div> 2.2%  |
| 4                                                                                                                                                                  | During high school/ vocational high school/ technical high s | 23    | <div><div></div></div> 1.3%  |
| 5                                                                                                                                                                  | Other, please specify                                        | 5     | <div><div></div></div> 0.3%  |
| 7                                                                                                                                                                  | Don't know                                                   | 6     | <div><div></div></div> 0.3%  |
| 9                                                                                                                                                                  | Missing                                                      | 2     | <div><div></div></div> 0.1%  |
| <i>Warning: these figures indicate the number of cases found in the data file. They cannot be interpreted as summary statistics of the population of interest.</i> |                                                              |       |                              |
| <b># fs632000: 32. Are you devoted to the particular religion?</b>                                                                                                 |                                                              |       |                              |
| Information                                                                                                                                                        | [Type= discrete] [Format=numeric] [Range= 0-9] [Missing=*]   |       |                              |
| Statistics [NW/ W]                                                                                                                                                 | [Valid=1826 /-] [Invalid=0 /-]                               |       |                              |
| Value                                                                                                                                                              | Label                                                        | Cases | Percentage                   |
| 0                                                                                                                                                                  | Skip                                                         | 927   | <div><div></div></div> 50.8% |
| 1                                                                                                                                                                  | Yes                                                          | 289   | <div><div></div></div> 15.8% |
| 2                                                                                                                                                                  | No                                                           | 608   | <div><div></div></div> 33.3% |
| 9                                                                                                                                                                  | Missing                                                      | 2     | <div><div></div></div> 0.1%  |
| <i>Warning: these figures indicate the number of cases found in the data file. They cannot be interpreted as summary statistics of the population of interest.</i> |                                                              |       |                              |
| <b># fs633000: 33. How often do you go to temple for worshipping, attend church gathering, or participate in religious activity?</b>                               |                                                              |       |                              |
| Information                                                                                                                                                        | [Type= discrete] [Format=numeric] [Range= 1-99] [Missing=*]  |       |                              |
| Statistics [NW/ W]                                                                                                                                                 | [Valid=1826 /-] [Invalid=0 /-]                               |       |                              |
| Value                                                                                                                                                              | Label                                                        | Cases | Percentage                   |
| 1                                                                                                                                                                  | Everyday                                                     | 7     | <div><div></div></div> 0.4%  |
| 2                                                                                                                                                                  | 2-3 times a week                                             | 22    | <div><div></div></div> 1.2%  |
| 3                                                                                                                                                                  | Once a week                                                  | 42    | <div><div></div></div> 2.3%  |
| 4                                                                                                                                                                  | 2-3 times a month                                            | 78    | <div><div></div></div> 4.3%  |
| 5                                                                                                                                                                  | Once a month                                                 | 77    | <div><div></div></div> 4.2%  |
| 6                                                                                                                                                                  | Several times a year                                         | 373   | <div><div></div></div> 20.4% |
| 7                                                                                                                                                                  | Rarely                                                       | 970   | <div><div></div></div> 53.1% |
| 8                                                                                                                                                                  | Never                                                        | 245   | <div><div></div></div> 13.4% |
| 9                                                                                                                                                                  | Other, please specify                                        | 10    | <div><div></div></div> 0.5%  |
| 99                                                                                                                                                                 | Missing                                                      | 2     | <div><div></div></div> 0.1%  |
| <i>Warning: these figures indicate the number of cases found in the data file. They cannot be interpreted as summary statistics of the population of interest.</i> |                                                              |       |                              |
| <b># fs634000: 34. How often do you use the internet?</b>                                                                                                          |                                                              |       |                              |
| Information                                                                                                                                                        | [Type= discrete] [Format=numeric] [Range= 1-9] [Missing=*]   |       |                              |
| Statistics [NW/ W]                                                                                                                                                 | [Valid=1826 /-] [Invalid=0 /-]                               |       |                              |
| Value                                                                                                                                                              | Label                                                        | Cases | Percentage                   |
| 1                                                                                                                                                                  | At least once a day                                          | 818   | <div><div></div></div> 44.8% |
| 2                                                                                                                                                                  | 2-3 times a week                                             | 476   | <div><div></div></div> 26.1% |
| 3                                                                                                                                                                  | Once a week                                                  | 249   | <div><div></div></div> 13.6% |
| 4                                                                                                                                                                  | Rarely                                                       | 260   | <div><div></div></div> 14.2% |
| 5                                                                                                                                                                  | Never (proceed to Question 37)                               | 22    | <div><div></div></div> 1.2%  |
| 9                                                                                                                                                                  | Missing                                                      | 1     | <div><div></div></div> 0.1%  |
| <i>Warning: these figures indicate the number of cases found in the data file. They cannot be interpreted as summary statistics of the population of interest.</i> |                                                              |       |                              |

| # fs635000: 35. How much time on average do you spend online every time?                                                                                    |                                                                  |       |                              |
|-------------------------------------------------------------------------------------------------------------------------------------------------------------|------------------------------------------------------------------|-------|------------------------------|
| Information                                                                                                                                                 | [Type= discrete] [Format=numeric] [Range= 0-9] [Missing=*]       |       |                              |
| Statistics [NW/ W]                                                                                                                                          | [Valid=1826 /-] [Invalid=0 /-]                                   |       |                              |
| Value                                                                                                                                                       | Label                                                            | Cases | Percentage                   |
| 0                                                                                                                                                           | Skip                                                             | 22    | <div><div></div></div> 1.2%  |
| 1                                                                                                                                                           | Less than an hour                                                | 282   | <div><div></div></div> 15.4% |
| 2                                                                                                                                                           | 1-2 hours                                                        | 683   | <div><div></div></div> 37.4% |
| 3                                                                                                                                                           | 2-3 hours                                                        | 463   | <div><div></div></div> 25.4% |
| 4                                                                                                                                                           | 3-5 hours                                                        | 230   | <div><div></div></div> 12.6% |
| 5                                                                                                                                                           | More than 5 hours                                                | 144   | <div><div></div></div> 7.9%  |
| 9                                                                                                                                                           | Missing                                                          | 2     | <div><div></div></div> 0.1%  |
| Warning: these figures indicate the number of cases found in the data file. They cannot be interpreted as summary statistics of the population of interest. |                                                                  |       |                              |
| # fs636000: 36. How often do you go to the internet cafe?                                                                                                   |                                                                  |       |                              |
| Information                                                                                                                                                 | [Type= discrete] [Format=numeric] [Range= 0-9] [Missing=*]       |       |                              |
| Statistics [NW/ W]                                                                                                                                          | [Valid=1826 /-] [Invalid=0 /-]                                   |       |                              |
| Value                                                                                                                                                       | Label                                                            | Cases | Percentage                   |
| 0                                                                                                                                                           | Skip                                                             | 21    | <div><div></div></div> 1.2%  |
| 1                                                                                                                                                           | Almost everyday                                                  | 17    | <div><div></div></div> 0.9%  |
| 2                                                                                                                                                           | 2-3 times a week                                                 | 57    | <div><div></div></div> 3.1%  |
| 3                                                                                                                                                           | Once a week                                                      | 67    | <div><div></div></div> 3.7%  |
| 4                                                                                                                                                           | 1-2 times a month                                                | 65    | <div><div></div></div> 3.6%  |
| 5                                                                                                                                                           | Rarely                                                           | 1035  | <div><div></div></div> 56.7% |
| 6                                                                                                                                                           | Never                                                            | 562   | <div><div></div></div> 30.8% |
| 9                                                                                                                                                           | Missing                                                          | 2     | <div><div></div></div> 0.1%  |
| Warning: these figures indicate the number of cases found in the data file. They cannot be interpreted as summary statistics of the population of interest. |                                                                  |       |                              |
| # fs637000: 37. Do you have allowance? (not including money for necessities such as textbooks, transportation, and food)                                    |                                                                  |       |                              |
| Information                                                                                                                                                 | [Type= discrete] [Format=numeric] [Range= 1-9] [Missing=*]       |       |                              |
| Statistics [NW/ W]                                                                                                                                          | [Valid=1826 /-] [Invalid=0 /-]                                   |       |                              |
| Value                                                                                                                                                       | Label                                                            | Cases | Percentage                   |
| 1                                                                                                                                                           | No                                                               | 571   | <div><div></div></div> 31.3% |
| 2                                                                                                                                                           | Yes                                                              | 1253  | <div><div></div></div> 68.6% |
| 9                                                                                                                                                           | Missing                                                          | 2     | <div><div></div></div> 0.1%  |
| Warning: these figures indicate the number of cases found in the data file. They cannot be interpreted as summary statistics of the population of interest. |                                                                  |       |                              |
| # fs637a00: 37. Do you have allowance? (not including money for necessities such as textbooks, transportation, and food) _____ TWD                          |                                                                  |       |                              |
| Information                                                                                                                                                 | [Type= continuous] [Format=numeric] [Range= 0-99999] [Missing=*] |       |                              |
| Statistics [NW/ W]                                                                                                                                          | [Valid=1826 /-] [Invalid=0 /-]                                   |       |                              |
| Value                                                                                                                                                       | Label                                                            | Cases | Percentage                   |
| 0                                                                                                                                                           | Skip                                                             | 571   | <div><div></div></div> 95.5% |
| 99997                                                                                                                                                       | Not sure                                                         | 16    | <div><div></div></div> 2.7%  |
| 99999                                                                                                                                                       | Missing                                                          | 11    | <div><div></div></div> 1.8%  |
| Warning: these figures indicate the number of cases found in the data file. They cannot be interpreted as summary statistics of the population of interest. |                                                                  |       |                              |
| # fssex: Gender                                                                                                                                             |                                                                  |       |                              |
| Information                                                                                                                                                 | [Type= discrete] [Format=numeric] [Range= 1-9] [Missing=*]       |       |                              |



| # fssex: Gender                                                                                                                                             |                    |                                                                  |                   |
|-------------------------------------------------------------------------------------------------------------------------------------------------------------|--------------------|------------------------------------------------------------------|-------------------|
| Statistics [NW/ W]                                                                                                                                          |                    | [Valid=1826 /-] [Invalid=0 /-]                                   |                   |
| Value                                                                                                                                                       | Label              | Cases                                                            | Percentage        |
| 1                                                                                                                                                           | Male               | 930                                                              | <div></div> 50.9% |
| 2                                                                                                                                                           | Female             | 895                                                              | <div></div> 49.0% |
| 9                                                                                                                                                           | Missing            | 1                                                                | 0.1%              |
| Warning: these figures indicate the number of cases found in the data file. They cannot be interpreted as summary statistics of the population of interest. |                    |                                                                  |                   |
| # fsmarry: Marital status                                                                                                                                   |                    |                                                                  |                   |
| Information                                                                                                                                                 |                    | [Type= discrete] [Format=numeric] [Range= 1-9] [Missing=*]       |                   |
| Statistics [NW/ W]                                                                                                                                          |                    | [Valid=1826 /-] [Invalid=0 /-]                                   |                   |
| Value                                                                                                                                                       | Label              | Cases                                                            | Percentage        |
| 1                                                                                                                                                           | Married            | 3                                                                | 0.2%              |
| 2                                                                                                                                                           | Single             | 1821                                                             | <div></div> 99.7% |
| 9                                                                                                                                                           | Missing            | 2                                                                | 0.1%              |
| Warning: these figures indicate the number of cases found in the data file. They cannot be interpreted as summary statistics of the population of interest. |                    |                                                                  |                   |
| # fsbirth: Birth year (ROC)                                                                                                                                 |                    |                                                                  |                   |
| Information                                                                                                                                                 |                    | [Type= discrete] [Format=numeric] [Range= 70-99] [Missing=*]     |                   |
| Statistics [NW/ W]                                                                                                                                          |                    | [Valid=1826 /-] [Invalid=0 /-]                                   |                   |
| Value                                                                                                                                                       | Label              | Cases                                                            | Percentage        |
| 70                                                                                                                                                          |                    | 1                                                                | 0.1%              |
| 72                                                                                                                                                          |                    | 2                                                                | 0.1%              |
| 73                                                                                                                                                          |                    | 1                                                                | 0.1%              |
| 74                                                                                                                                                          |                    | 4                                                                | 0.2%              |
| 75                                                                                                                                                          |                    | 517                                                              | <div></div> 28.3% |
| 76                                                                                                                                                          |                    | 1295                                                             | <div></div> 70.9% |
| 99                                                                                                                                                          | Missing            | 6                                                                | 0.3%              |
| Warning: these figures indicate the number of cases found in the data file. They cannot be interpreted as summary statistics of the population of interest. |                    |                                                                  |                   |
| # fsheight: Height: _____ cm                                                                                                                                |                    |                                                                  |                   |
| Information                                                                                                                                                 |                    | [Type= continuous] [Format=numeric] [Range= 145-999] [Missing=*] |                   |
| Statistics [NW/ W]                                                                                                                                          |                    | [Valid=1826 /-] [Invalid=0 /-]                                   |                   |
| Value                                                                                                                                                       | Label              | Cases                                                            | Percentage        |
| 997                                                                                                                                                         | Don't know         | 11                                                               | <div></div> 29.7% |
| 998                                                                                                                                                         | Refusing to answer | 8                                                                | <div></div> 21.6% |
| 999                                                                                                                                                         | Missing            | 18                                                               | <div></div> 48.6% |
| Warning: these figures indicate the number of cases found in the data file. They cannot be interpreted as summary statistics of the population of interest. |                    |                                                                  |                   |
| # fsweight: Weight: _____ kg                                                                                                                                |                    |                                                                  |                   |
| Information                                                                                                                                                 |                    | [Type= continuous] [Format=numeric] [Range= 36-999] [Missing=*]  |                   |
| Statistics [NW/ W]                                                                                                                                          |                    | [Valid=1826 /-] [Invalid=0 /-]                                   |                   |
| Value                                                                                                                                                       | Label              | Cases                                                            | Percentage        |
| 997                                                                                                                                                         | Don't know         | 15                                                               | <div></div> 28.8% |
| 998                                                                                                                                                         | Refusing to answer | 16                                                               | <div></div> 30.8% |
| 999                                                                                                                                                         | Missing            | 21                                                               | <div></div> 40.4% |
| Warning: these figures indicate the number of cases found in the data file. They cannot be interpreted as summary statistics of the population of interest. |                    |                                                                  |                   |

| # fsfaedu: Father's highest education achieved:                                                                                                             |                                                             |       |                              |
|-------------------------------------------------------------------------------------------------------------------------------------------------------------|-------------------------------------------------------------|-------|------------------------------|
| Information                                                                                                                                                 | [Type= discrete] [Format=numeric] [Range= 1-99] [Missing=*] |       |                              |
| Statistics [NW/ W]                                                                                                                                          | [Valid=1826 /-] [Invalid=0 /-]                              |       |                              |
| Value                                                                                                                                                       | Label                                                       | Cases | Percentage                   |
| 1                                                                                                                                                           | Elementary and below                                        | 265   | <div><div></div></div> 14.5% |
| 2                                                                                                                                                           | Junior high school                                          | 495   | <div><div></div></div> 27.1% |
| 3                                                                                                                                                           | High school                                                 | 283   | <div><div></div></div> 15.5% |
| 4                                                                                                                                                           | Vocational high school                                      | 307   | <div><div></div></div> 16.8% |
| 5                                                                                                                                                           | Junior college                                              | 203   | <div><div></div></div> 11.1% |
| 6                                                                                                                                                           | University                                                  | 178   | <div><div></div></div> 9.7%  |
| 7                                                                                                                                                           | Masters                                                     | 47    | <div><div></div></div> 2.6%  |
| 8                                                                                                                                                           | Doctorate                                                   | 8     | <div><div></div></div> 0.4%  |
| 9                                                                                                                                                           | Others                                                      | 0     |                              |
| 97                                                                                                                                                          | Don't know                                                  | 17    | <div><div></div></div> 0.9%  |
| 99                                                                                                                                                          | Missing                                                     | 23    | <div><div></div></div> 1.3%  |
| Warning: these figures indicate the number of cases found in the data file. They cannot be interpreted as summary statistics of the population of interest. |                                                             |       |                              |
| # fsmaedu: Mother's highest education achieved                                                                                                              |                                                             |       |                              |
| Information                                                                                                                                                 | [Type= discrete] [Format=numeric] [Range= 1-99] [Missing=*] |       |                              |
| Statistics [NW/ W]                                                                                                                                          | [Valid=1826 /-] [Invalid=0 /-]                              |       |                              |
| Value                                                                                                                                                       | Label                                                       | Cases | Percentage                   |
| 1                                                                                                                                                           | Elementary and below                                        | 344   | <div><div></div></div> 18.8% |
| 2                                                                                                                                                           | Junior high school                                          | 496   | <div><div></div></div> 27.2% |
| 3                                                                                                                                                           | High school                                                 | 242   | <div><div></div></div> 13.3% |
| 4                                                                                                                                                           | Vocational high school                                      | 384   | <div><div></div></div> 21.0% |
| 5                                                                                                                                                           | Junior college                                              | 178   | <div><div></div></div> 9.7%  |
| 6                                                                                                                                                           | University                                                  | 116   | <div><div></div></div> 6.4%  |
| 7                                                                                                                                                           | Masters                                                     | 15    | <div><div></div></div> 0.8%  |
| 8                                                                                                                                                           | Doctorate                                                   | 3     | <div><div></div></div> 0.2%  |
| 9                                                                                                                                                           | Others                                                      | 1     | <div><div></div></div> 0.1%  |
| 97                                                                                                                                                          | Don't know                                                  | 22    | <div><div></div></div> 1.2%  |
| 99                                                                                                                                                          | Missing                                                     | 25    | <div><div></div></div> 1.4%  |
| Warning: these figures indicate the number of cases found in the data file. They cannot be interpreted as summary statistics of the population of interest. |                                                             |       |                              |