

Taiwan, ROC

Chin-chun Yi, Institute of Sociology, Academia Sinica

Taiwan Youth Project: J1W1S (Public Access Data)

Study Documentation

January 15, 2020

Metadata Production

Metadata Producer(s)	Survey Research Data Archive (SRDA) , Center for Survey Research, Research Center for Humanities Social Sciences , DDI
Production Date	January 13, 2016
Version	data 2.0, By IHSN Nesstar Template modify
Identification	C00176!4en

Table of Contents

Overview.....	4
Scope & Coverage.....	4
Producers & Sponsors.....	4
Data Collection.....	4
Data Processing & Appraisal.....	5
Accessibility.....	5
Files Description.....	6
j1w1s_Jan2020.....	6
Variables Group(s).....	7
Basic information.....	7
Friends and Parents.....	7
Campus Life.....	26
Personal Experiences.....	42
Scale.....	52
Variables Description.....	53
j1w1s_Jan2020.....	54

Taiwan Youth Project: J1W1S (Public Access Data) (TYP - Taiwan Youth Project)

Taiwan Youth Project: J1W1S (Public Access Data)

Overview	
Type	台灣青少年成長歷程研究
Identification	C00176!4en
Version	Production Date: 2020-01-16 Notes 20200116 New classno variable has been added, and the asschool and asclass variables have been deleted.
Abstract <p>Taiwan Youth Project (TYP) aims to study youth's life experiences and development process from a life course perspective. By examining the interplay among three dominant institutions: family, school, and community, TYP focuses on exploring the youth's different growth trajectories and developmental patterns responding to diverse social contexts from adolescence to young adulthood. Youth's life experience is generally accumulated from family, school, and community, and the effects of the interplay among these social institutions are reflected in youth's process of socialization.</p> <p>The project was started in the spring of 2000, with junior high students from Taipei County, Taipei City, and Yi-Lan County's as the study population. In order to examine the effects of Taiwan's educational reforms on the students, TYP takes two cohorts as the study subjects: the 1st year junior high students with an average age of 13 (those taking reformed high school entrance system) and the 3rd year junior high students with an average age of 15 (those taking old high school entrance system). This survey is J1W1S. A total of 2,690 were completed.</p>	
Kind of Data	抽查
Unit of Analysis	個人

Scope & Coverage	
Time Period(s)	2000
Countries	Taiwan, ROC
Geographic Coverage Taipei city、Taipei county and Yi-Lan county	
Universe In 2000, students are 7th grade in the Taipei city、Taipei county and Yi-Lan county.	

Producers & Sponsors	
Primary Investigator(s)	Chin-chun Yi, Institute of Sociology, Academia Sinica
Other Producer(s)	Institute of Sociology, Academia Sinica
Funding Agency/ies	Institute of Sociology, Academia Sinica

Data Collection	
Data Collection Dates	start 2000-01-01 end 2000-04-30

Time Period(s)	start 2000-01-01 end 2000-12-31
Data Collection Mode	留卷自填問卷

Data Processing & Appraisal

Data Editing

The Center for Survey Research (CSR), Research Center for Humanities and Social Sciences Academia Sinica, has checked wild codes and out-of-range values, to validate and clean data.

Accessibility

Contact(s)	Survey Research Data Archive (Center for Survey Research, Research Center for Humanities Social Sciences) , https://srda.sinica.edu.tw , srda@gate.sinica.edu.tw
Distributor(s)	Survey Research Data Archive
Depositor(s)	Center for Survey Research, Research Center for Humanities Social Sciences

Access Conditions

公共版(網路會員、一般會員、院內會員直接下載)

Files Description

Dataset contains 1 file(s)

j1w1s_Jan2020	
# Cases	2690
# Variable(s)	538

Variables Group(s)

Dataset contains 5 group(s)

Group Basic information							
#	Name	Label	Type	Format	Valid	Invalid	Question
1	asprojec	Sample Description	discrete	numeric-1.0	2690	0	-
2	aswave	Wave of Survey	discrete	numeric-1.0	2690	0	-
3	id	Sample Identification	continuous	numeric-4.0	2690	0	-
4	id1	Sample New Identification	continuous	numeric-5.0	2690	0	-
5	classno	Class number	continuous	numeric-2.0	2690	0	-
6	asrespon	Survey Respondent	discrete	numeric-1.0	2690	0	-
7	assex	Gender	discrete	numeric-1.0	2690	0	-
8	asbirth	Year of Birth (Republic of China)	continuous	numeric-2.0	2690	0	-
9	asfalife	Father's biological status	discrete	numeric-1.0	2690	0	-
10	asfalive	Reside with father?	discrete	numeric-1.0	2690	0	-
11	asfaedu	Father's level of education	discrete	numeric-1.0	2690	0	-
12	asmalife	Mother's biological status	discrete	numeric-1.0	2690	0	-
13	asmalive	Reside with mother?	discrete	numeric-1.0	2690	0	-
14	asmaedu	Mother's Education level	discrete	numeric-1.0	2690	0	-
15	asfaocc	Father's Occupation	continuous	numeric-2.0	2690	0	-
16	asmaocc	Mother's Occupation	continuous	numeric-2.0	2690	0	-
17	asincome	Average monthly family income (both parents)	discrete	numeric-2.0	2690	0	-

Group Friends and Parents							
#	Name	Label	Type	Format	Valid	Invalid	Question
1	as101000	1.How many of your classmates are your good friends?	discrete	numeric-1.0	2690	0	-
2	as102000	2.How many people do you know from other classes of your grade at your school?	discrete	numeric-1.0	2690	0	-
3	as103000	3.How often do you worry about being unpopular among your classmates?	discrete	numeric-1.0	2690	0	-
4	as104001	4.How much do you agree with the following descriptions of your best friends? (1) He/she (they) care about me	discrete	numeric-1.0	2690	0	-
5	as104002	4.How much do you agree with the following descriptions of your best friends? (2) He/she (they) often help me when I am in need	discrete	numeric-1.0	2690	0	-

#	Name	Label	Type	Format	Valid	Invalid	Question
6	as104003	4.How much do you agree with the following descriptions of your best friends? (3) He/she (they) always give me comfort when I experience setback	discrete	numeric-1.0	2690	0	-
7	as104a01	4a.How many plans do you think they would do the following after graduating? (1) Work full time	discrete	numeric-1.0	2690	0	-
8	as104a02	4a.How many plans do you think they would do the following after graduating? (2) Become apprentices	discrete	numeric-1.0	2690	0	-
9	as104a03	4a.How many plans do you think they would do the following after graduating? (3) Attend technical/vocational school	discrete	numeric-1.0	2690	0	-
10	as104a04	4a.How many plans do you think they would do the following after graduating? (4) Attend high schools and continue academic study	discrete	numeric-1.0	2690	0	-
11	as104b00	4b.What do you plan to do after graduation	discrete	numeric-1.0	2690	0	-
12	as105000	5 What type of house do you live in?	discrete	numeric-1.0	2690	0	-
13	as106000	6.How long has it been since your family lived in the current community?	continuous	numeric-3.0	2690	0	-
14	as107001	7.How do you usually go to school? (1) On foot	discrete	numeric-1.0	2690	0	-
15	as107002	7.How do you usually go to school? (2) By bicycle	discrete	numeric-1.0	2690	0	-
16	as107003	7.How do you usually go to school? (3) My parents take me (i.e. on foot/car/bus)	discrete	numeric-1.0	2690	0	-
17	as107004	7.How do you usually go to school? (4) By public transportation(i.e. train, bus, MRT, school shuttle)	discrete	numeric-1.0	2690	0	-
18	as107005	7.How do you usually go to school? (5) Other (Please specify):_____	discrete	numeric-1.0	2690	0	-
19	as108000	8.How long does it take for you to go to school?	continuous	numeric-2.0	2690	0	-
20	as109000	9.Do you like the environment around your residence?	discrete	numeric-1.0	2690	0	-
21	as110000	10.What do you feel about the security around your residence area?	discrete	numeric-1.0	2690	0	-
22	as111f00	11.What's your parents' ethnic background? Father's ethnic background	discrete	numeric-1.0	2690	0	-

#	Name	Label	Type	Format	Valid	Invalid	Question
23	as111m00	11.What's your parents' ethnic background? Mother's ethnic background	discrete	numeric-1.0	2690	0	-
24	as112000	12.What's your parents' marital status?	discrete	numeric-1.0	2690	0	-
25	as113000	13.Do you currently live with your parents? (select one)	discrete	numeric-1.0	2690	0	-
26	as114001	14.Besides your parents and siblings, who else do you reside with? (Multiple selections possible) (1) Great-grandfather (paternal)	discrete	numeric-1.0	2690	0	-
27	as114002	14.Besides your parents and siblings, who else do you reside with? (Multiple selections possible) (2) Great-grandmother (paternal)	discrete	numeric-1.0	2690	0	-
28	as114003	14.Besides your parents and siblings, who else do you reside with? (Multiple selections possible) (3) Great-grandfather (maternal)	discrete	numeric-1.0	2690	0	-
29	as114004	14.Besides your parents and siblings, who else do you reside with? (Multiple selections possible) (4) Great-grandmother (maternal)	discrete	numeric-1.0	2690	0	-
30	as114005	14.Besides your parents and siblings, who else do you reside with? (Multiple selections possible) (5) Uncle (paternal) or uncle's wife	discrete	numeric-1.0	2690	0	-
31	as114006	14.Besides your parents and siblings, who else do you reside with? (Multiple selections possible) (6) Aunt (paternal) or aunt's husband	discrete	numeric-1.0	2690	0	-
32	as114007	14.Besides your parents and siblings, who else do you reside with? (Multiple selections possible) (7) Uncle (maternal) or uncle's wife	discrete	numeric-1.0	2690	0	-
33	as114008	14.Besides your parents and siblings, who else do you reside with? (Multiple selections possible) (8) Aunt (maternal) or aunt's husband	discrete	numeric-1.0	2690	0	-
34	as114009	14.Besides your parents and siblings, who else do you reside with? (Multiple selections possible) (9) Friend (Parent's friend or other family members')	discrete	numeric-1.0	2690	0	-
35	as114010	14.Besides your parents and siblings, who else do you reside with? (Multiple selections possible) (10) Other relatives	discrete	numeric-1.0	2690	0	-

#	Name	Label	Type	Format	Valid	Invalid	Question
36	as114011	14.Besides your parents and siblings, who else do you reside with? (Multiple selections possible) (11) None of the above	discrete	numeric-1.0	2690	0	-
37	as115a01	15.How many children are in the family? Please fill out the following blanks according to each sibling's (and your own) order in the family :First child : His/her relationship with you	discrete	numeric-1.0	2690	0	-
38	as115a02	15.How many children are in the family? Please fill out the following blanks according to each sibling's (and your own) order in the family :Gender	discrete	numeric-1.0	2690	0	-
39	as115a03	15.How many children are in the family? Please fill out the following blanks according to each sibling's (and your own) order in the family :Year of Birth (Republic of China)	continuous	numeric-2.0	2690	0	-
40	as115a04	15.How many children are in the family? Please fill out the following blanks according to each sibling's (and your own) order in the family :Current Level of Education	discrete	numeric-1.0	2690	0	-
41	as115a05	15.How many children are in the family? Please fill out the following blanks according to each sibling's (and your own) order in the family :Reside with you?	discrete	numeric-1.0	2690	0	-
42	as115a06	15.How many children are in the family? Please fill out the following blanks according to each sibling's (and your own) order in the family :Marital Status	discrete	numeric-1.0	2690	0	-
43	as115b01	15.How many children are in the family? Please fill out the following blanks according to each sibling's (and your own) order in the family :Second child : His/her relationship with you	discrete	numeric-1.0	2690	0	-
44	as115b02	15.How many children are in the family? Please fill out the following blanks according to each sibling's (and your own) order in the family :Gender	discrete	numeric-1.0	2690	0	-
45	as115b03	15.How many children are in the family? Please fill out the following blanks according to each sibling's (and your own) order in	continuous	numeric-2.0	2690	0	-

#	Name	Label	Type	Format	Valid	Invalid	Question
		the family :Year of Birth (Republic of China)					
46	as115b04	15.How many children are in the family? Please fill out the following blanks according to each sibling's (and your own) order in the family :Current Level of Education	discrete	numeric-1.0	2690	0	-
47	as115b05	15.How many children are in the family? Please fill out the following blanks according to each sibling's (and your own) order in the family :Reside with you?	discrete	numeric-1.0	2690	0	-
48	as115b06	15.How many children are in the family? Please fill out the following blanks according to each sibling's (and your own) order in the family :Marital Status	discrete	numeric-1.0	2690	0	-
49	as115c01	15.How many children are in the family? Please fill out the following blanks according to each sibling's (and your own) order in the family :Third child : His/her relationship with you	discrete	numeric-1.0	2690	0	-
50	as115c02	15.How many children are in the family? Please fill out the following blanks according to each sibling's (and your own) order in the family :Gender	discrete	numeric-1.0	2690	0	-
51	as115c03	15.How many children are in the family? Please fill out the following blanks according to each sibling's (and your own) order in the family :Year of Birth(Republic of China)	continuous	numeric-2.0	2690	0	-
52	as115c04	15.How many children are in the family? Please fill out the following blanks according to each sibling's (and your own) order in the family :Current Level of Education	discrete	numeric-1.0	2690	0	-
53	as115c05	15.How many children are in the family? Please fill out the following blanks according to each sibling's (and your own) order in the family :Reside with you?	discrete	numeric-1.0	2690	0	-
54	as115c06	15.How many children are in the family? Please fill out the following blanks according to each sibling's (and your own) order in the family :Marital Status	discrete	numeric-1.0	2690	0	-
55	as115d01	15.How many children are in the family? Please fill	discrete	numeric-1.0	2690	0	-

#	Name	Label	Type	Format	Valid	Invalid	Question
		out the following blanks according to each sibling's (and your own) order in the family :Fourth child : His/her relationship with you					
56	as115d02	15.How many children are in the family? Please fill out the following blanks according to each sibling's (and your own) order in the family :Gender	discrete	numeric-1.0	2690	0	-
57	as115d03	15.How many children are in the family? Please fill out the following blanks according to each sibling's (and your own) order in the family :Year of Birth(Republic of China)	continuous	numeric-2.0	2690	0	-
58	as115d04	15.How many children are in the family? Please fill out the following blanks according to each sibling's (and your own) order in the family :Current Level of Education	discrete	numeric-1.0	2690	0	-
59	as115d05	15.How many children are in the family? Please fill out the following blanks according to each sibling's (and your own) order in the family :Reside with you?	discrete	numeric-1.0	2690	0	-
60	as115d06	15.How many children are in the family? Please fill out the following blanks according to each sibling's (and your own) order in the family :Marital Status	discrete	numeric-1.0	2690	0	-
61	as115e01	15.How many children are in the family? Please fill out the following blanks according to each sibling's (and your own) order in the family :Fifth child : His/her relationship with you	discrete	numeric-1.0	2690	0	-
62	as115e02	15.How many children are in the family? Please fill out the following blanks according to each sibling's (and your own) order in the family :Gender	discrete	numeric-1.0	2690	0	-
63	as115e03	15.How many children are in the family? Please fill out the following blanks according to each sibling's (and your own) order in the family :Year of Birth(Republic of China)	discrete	numeric-2.0	2690	0	-
64	as115e04	15.How many children are in the family? Please fill out the following blanks according to each sibling's (and your own) order in the	discrete	numeric-1.0	2690	0	-

#	Name	Label	Type	Format	Valid	Invalid	Question
		family :Current Level of Education					
65	as115e05	15.How many children are in the family? Please fill out the following blanks according to each sibling's (and your own) order in the family :Reside with you?	discrete	numeric-1.0	2690	0	-
66	as115e06	15.How many children are in the family? Please fill out the following blanks according to each sibling's (and your own) order in the family :Marital Status	discrete	numeric-1.0	2690	0	-
67	as115f01	15.How many children are in the family? Please fill out the following blanks according to each sibling's (and your own) order in the family :Sixth child : His/her relationship with you	discrete	numeric-1.0	2690	0	-
68	as115f02	15.How many children are in the family? Please fill out the following blanks according to each sibling's (and your own) order in the family :Gender	discrete	numeric-1.0	2690	0	-
69	as115f03	15.How many children are in the family? Please fill out the following blanks according to each sibling's (and your own) order in the family :Year of Birth(Republic of China)	discrete	numeric-2.0	2690	0	-
70	as115f04	15.How many children are in the family? Please fill out the following blanks according to each sibling's (and your own) order in the family :Current Level of Education	discrete	numeric-1.0	2690	0	-
71	as115f05	15.How many children are in the family? Please fill out the following blanks according to each sibling's (and your own) order in the family :Reside with you?	discrete	numeric-1.0	2690	0	-
72	as115f06	15.How many children are in the family? Please fill out the following blanks according to each sibling's (and your own) order in the family :Marital Status	discrete	numeric-1.0	2690	0	-
73	as116000	16.Do your parents discuss your older siblings' academic experience with you?	discrete	numeric-1.0	2690	0	-
74	as116a00	16a.Do you feel stressful due to the academic experiences of your older siblings?	discrete	numeric-1.0	2690	0	-

#	Name	Label	Type	Format	Valid	Invalid	Question
75	as116b00	16b.How often do you find your older sibling's academic experiences helpful to you?	discrete	numeric-1.0	2690	0	-
76	as117000	17.Do your parents talk to you about your relatives' (e.g. cousins) school grades?	discrete	numeric-1.0	2690	0	-
77	as117a00	17a.Do you feel stressful due to the academic experiences of relatives?	discrete	numeric-1.0	2690	0	-
78	as117b00	17b.Do you find the academic experiences of relatives that your parents talk about helpful?	discrete	numeric-1.0	2690	0	-
79	as118000	18.In your opinion, do you think your parents are happy with their marriage?	discrete	numeric-1.0	2690	0	-
80	as119000	19.Do they often have disagreements or arguments?	discrete	numeric-1.0	2690	0	-
81	as120000	20.Since you entered junior high, have your parents asked you to attend after-school tutoring (e.g. cram school, private tutor, etc)?	discrete	numeric-1.0	2690	0	-
82	as121000	21.Have you ever had conflicts with your parents about tutoring?	discrete	numeric-1.0	2690	0	-
83	as122000	22.How does your family's financial status affect your development?	discrete	numeric-1.0	2690	0	-
84	as123001	23.Please tell us your opinions regarding the importance of the following values: (1) Fulfilling filial duties	discrete	numeric-1.0	2690	0	-
85	as123002	23.Please tell us your opinions regarding the importance of the following values: (2) Keeping clothes clean	discrete	numeric-1.0	2690	0	-
86	as123003	23.Please tell us your opinions regarding the importance of the following values: (3) Being polite to adults	discrete	numeric-1.0	2690	0	-
87	as123004	23.Please tell us your opinions regarding the importance of the following values: (4) Obeying parents and teachers	discrete	numeric-1.0	2690	0	-
88	as123005	23.Please tell us your opinions regarding the importance of the following values: (5) Keeping things organized	discrete	numeric-1.0	2690	0	-
89	as123006	23.Please tell us your opinions regarding the importance of the following	discrete	numeric-1.0	2690	0	-

#	Name	Label	Type	Format	Valid	Invalid	Question
		values: (6) Being a good student					
90	as123007	23.Please tell us your opinions regarding the importance of the following values: (7) Behaving properly	discrete	numeric-1.0	2690	0	-
91	as123008	23.Please tell us your opinions regarding the importance of the following values: (8) Modest, not desiring attention	discrete	numeric-1.0	2690	0	-
92	as123009	23.Please tell us your opinions regarding the importance of the following values: (9) Living thriftily	discrete	numeric-1.0	2690	0	-
93	as123010	23.Please tell us your opinions regarding the importance of the following values: (10) Being able to tolerate stressful circumstances	discrete	numeric-1.0	2690	0	-
94	as123011	23.Please tell us your opinions regarding the importance of the following values: (11) Expressing curiosity in many subjects/ ideas/things	discrete	numeric-1.0	2690	0	-
95	as123012	23.Please tell us your opinions regarding the importance of the following values: (12) Being responsible	discrete	numeric-1.0	2690	0	-
96	as123013	23.Please tell us your opinions regarding the importance of the following values: (13) Being creative and imaginative	discrete	numeric-1.0	2690	0	-
97	as123014	23.Please tell us your opinions regarding the importance of the following values: (14) Being self-sufficient and independent	discrete	numeric-1.0	2690	0	-
98	as123015	23.Please tell us your opinions regarding the importance of the following values: (15) Investigating reasons for why things happen	discrete	numeric-1.0	2690	0	-
99	as123016	23.Please tell us your opinions regarding the importance of the following values: (16) Being amicable to classmates, friends, and other children	discrete	numeric-1.0	2690	0	-
100	as123017	23.Please tell us your opinions regarding the importance of the following values: (17) Being thoughtful and considerate of others	discrete	numeric-1.0	2690	0	-

#	Name	Label	Type	Format	Valid	Invalid	Question
101	as123018	23.Please tell us your opinions regarding the importance of the following values: (18) Getting along well with others	discrete	numeric-1.0	2690	0	-
102	as123019	23.Please tell us your opinions regarding the importance of the following values: (19) Being humble towards others	discrete	numeric-1.0	2690	0	-
103	as123020	23.Please tell us your opinions regarding the importance of the following values: (20) Being trustworthy and honorable	discrete	numeric-1.0	2690	0	-
104	as124000	24.If your exam results are not good enough, would you lie to your parents about your score?	discrete	numeric-1.0	2690	0	-
105	as125000	25.Have you ever cheated on tests?	discrete	numeric-1.0	2690	0	-
106	as125a00	25a.If your best friend asks you to help him cheat on an exam, will you do it?	discrete	numeric-1.0	2690	0	-
107	as126001	26.How much do you agree with the following statements regarding gender roles? (1) Men should make the majority of important decisions in the family.	discrete	numeric-1.0	2690	0	-
108	as126002	26.How much do you agree with the following statements regarding gender roles? (2) It will be disadvantageous for preschool children if their mother goes out to work.	discrete	numeric-1.0	2690	0	-
109	as126003	26.How much do you agree with the following statements regarding gender roles? (3) A husband's responsibility is to earn money to support the family while a wife's responsibility is to take care of the family.	discrete	numeric-1.0	2690	0	-
110	as126004	26.How much do you agree with the following statements regarding gender roles? (4) During a recession, (married) female employees should be laid off first.	discrete	numeric-1.0	2690	0	-
111	as126005	26.How much do you agree with the following statements regarding gender roles? (5) In general, males are more suitable for managerial positions than females.	discrete	numeric-1.0	2690	0	-
112	as126006	26.How much do you agree with the following statements regarding gender roles? (6) It is common that both	discrete	numeric-1.0	2690	0	-

#	Name	Label	Type	Format	Valid	Invalid	Question
		the husband and wife are employed.					
113	as126007	26.How much do you agree with the following statements regarding gender roles? (7) If the wife would like to continue working after marriage, the husband should support her decision.	discrete	numeric-1.0	2690	0	-
114	as126008	26.How much do you agree with the following statements regarding gender roles? (8)If the husband earns enough to support the family, the wife should stay home to take care of children	discrete	numeric-1.0	2690	0	-
115	as126009	26.How much do you agree with the following statements regarding gender roles? (9) If the husband and wife both have a job, the husband should spend as much time caring for the children as his wife.	discrete	numeric-1.0	2690	0	-
116	as126010	26.How much do you agree with the following statements regarding gender roles? (10) If a conflict arises between work and family, wives should prioritize family over work.	discrete	numeric-1.0	2690	0	-
117	as127001	27.How much do you agree on the following statements about family values? (1) Inherited land and assets should never be sold.	discrete	numeric-1.0	2690	0	-
118	as127002	27.How much do you agree on the following statements about family values? (2) Every household needs a son to continue the family lineage.	discrete	numeric-1.0	2690	0	-
119	as127003	27.How much do you agree on the following statements about family values? (3) If there are no sons in the household to carry on the family name, one should adopt a boy or relative's son.	discrete	numeric-1.0	2690	0	-
120	as127004	27.How much do you agree on the following statements about family values? (4) Making sure the children can attend university education is the duty of their parents, regardless of the financial conditions of the family.	discrete	numeric-1.0	2690	0	-
121	as127005	27.How much do you agree on the following statements about family values? (5) It's favorable for parents to	discrete	numeric-1.0	2690	0	-

#	Name	Label	Type	Format	Valid	Invalid	Question
		bequeath a sum of money/ land to their children.					
122	as127006	27.How much do you agree on the following statements about family values? (6) It is the duty for the children to take care of their aging parents.	discrete	numeric-1.0	2690	0	-
123	as127007	27.How much do you agree on the following statements about family values? (7) When the elderly have trouble making ends meet, it is the responsibility for their children to support them financially.	discrete	numeric-1.0	2690	0	-
124	as128001	28.How much do the following descriptions of family life reflect your own family? (1) Family members are closer towards each other than they are towards outsiders.	discrete	numeric-1.0	2690	0	-
125	as128002	28.How much do the following descriptions of family life reflect your own family? (2) Family is strongly bonded.	discrete	numeric-1.0	2690	0	-
126	as128003	28.How much do the following descriptions of family life reflect your own family? (3) Family members discuss matters with each other before making a decision.	discrete	numeric-1.0	2690	0	-
127	as128004	28.How much do the following descriptions of family life reflect your own family? (4) Family members like to spend their free time together.	discrete	numeric-1.0	2690	0	-
128	as128005	28.How much do the following descriptions of family life reflect your own family? (5) Every family member participates in family activities.	discrete	numeric-1.0	2690	0	-
129	as128006	28.How much do the following descriptions of family life reflect your own family? (6) Family members like to do something together.	discrete	numeric-1.0	2690	0	-
130	as128007	28.How much do the following descriptions of family life reflect your own family? (7) Family members accept each other's friends.	discrete	numeric-1.0	2690	0	-
131	as128008	28.How much do the following descriptions of family life reflect your own family? (8) I can get comfort	discrete	numeric-1.0	2690	0	-

#	Name	Label	Type	Format	Valid	Invalid	Question
		from my family when I experience setbacks in life.					
132	as128009	28.How much do the following descriptions of family life reflect your own family? (9) I can rely on my family when I need help or when I want to hear some honest advices.	discrete	numeric-1.0	2690	0	-
133	as129001	29.The following statements concerns honoring one's ancestors, how much do you agree with them? (1) It is better that after someone passed away, he/she is worshipped by his/her children and grandchildren.	discrete	numeric-1.0	2690	0	-
134	as129002	29.The following statements concerns honoring one's ancestors, how much do you agree with them? (2) If one doesn't worship his/her ancestor, the ancestor will become angry.	discrete	numeric-1.0	2690	0	-
135	as129003	29.The following statements concerns honoring one's ancestors, how much do you agree with them? (3) It is necessary to worship one's ancestors consistently in order to receive their blessings.	discrete	numeric-1.0	2690	0	-
136	as130a01	30.Do you and your parents hold different views towards the following statements? If so, do you obey their opinion? A. Do you often hold conflicting opinions with your parents as following statements? (1) Studying hard	discrete	numeric-1.0	2690	0	-
137	as130a02	30.Do you and your parents hold different views towards the following statements? If so, do you obey their opinion? A. Do you often hold conflicting opinions with your parents as following statements? (2) Choosing friends	discrete	numeric-1.0	2690	0	-
138	as130a03	30.Do you and your parents hold different views towards the following statements? If so, do you obey their opinion? A. Do you often hold conflicting opinions with your parents as following statements? (3) Participating in school events	discrete	numeric-1.0	2690	0	-
139	as130a04	30.Do you and your parents hold different views towards the following statements? If so, do you obey their	discrete	numeric-1.0	2690	0	-

#	Name	Label	Type	Format	Valid	Invalid	Question
		opinion? A. Do you often hold conflicting opinions with your parents as following statements? (4) Attitude towards parents					
140	as130a05	30.Do you and your parents hold different views towards the following statements? If so, do you obey their opinion? A. Do you often hold conflicting opinions with your parents as following statements? (5) The way your parents discipline you	discrete	numeric-1.0	2690	0	-
141	as130b01	30.Do you and your parents hold different views towards the following statements? If so, do you obey their opinion? B. Do you obey their opinion when you and your parents hold conflicting opinions? (1) Studying hard	discrete	numeric-1.0	2690	0	-
142	as130b02	30.Do you and your parents hold different views towards the following statements? If so, do you obey their opinion? B. Do you obey their opinion when you and your parents hold conflicting opinions? (2) Choosing friends	discrete	numeric-1.0	2690	0	-
143	as130b03	30.Do you and your parents hold different views towards the following statements? If so, do you obey their opinion? B. Do you obey their opinion when you and your parents hold conflicting opinions? (3) Participating in school events	discrete	numeric-1.0	2690	0	-
144	as130b04	30.Do you and your parents hold different views towards the following statements? If so, do you obey their opinion? B. Do you obey their opinion when you and your parents hold conflicting opinions? (4) Attitude towards parents	discrete	numeric-1.0	2690	0	-
145	as130b05	30.Do you and your parents hold different views towards the following statements? If so, do you obey their opinion? B. Do you obey their opinion when you and your parents hold conflicting opinions? (5) The way your parents discipline you	discrete	numeric-1.0	2690	0	-
146	as131m01	31.Do the following statements accurately reflect the way you feel towards your parents? Mother (m)	discrete	numeric-1.0	2690	0	-

#	Name	Label	Type	Format	Valid	Invalid	Question
		(1) It makes you feel uneasy when she's around.					
147	as131m02	31.Do the following statements accurately reflect the way you feel towards your parents? Mother (m) (2) She's always there for you when you really need her.	discrete	numeric-1.0	2690	0	-
148	as131m03	31.Do the following statements accurately reflect the way you feel towards your parents? Mother (m) (3) She understands your opinions.	discrete	numeric-1.0	2690	0	-
149	as131m04	31.Do the following statements accurately reflect the way you feel towards your parents? Mother (m) (4) She is often concerned about your emotions and any problems that are bothering you.	discrete	numeric-1.0	2690	0	-
150	as131m05	31.Do the following statements accurately reflect the way you feel towards your parents? Mother (m) (5) She sticks to her decisions.	discrete	numeric-1.0	2690	0	-
151	as131m06	31.Do the following statements accurately reflect the way you feel towards your parents? Mother (m) (6) She demands more from you than what she provides.	discrete	numeric-1.0	2690	0	-
152	as131f01	31Do the following statements accurately reflect the way you feel towards your parents? Father (f) (1) It makes you feel uneasy when he's around.	discrete	numeric-1.0	2690	0	-
153	as131f02	31Do the following statements accurately reflect the way you feel towards your parents? Father (f) (2) He's always there for you when you really need her.	discrete	numeric-1.0	2690	0	-
154	as131f03	31Do the following statements accurately reflect the way you feel towards your parents? Father (f) (3) He knows where you are coming from.	discrete	numeric-1.0	2690	0	-
155	as131f04	31Do the following statements accurately reflect the way you feel towards your parents? Father (f) (4) He is often concerned about how you feel and any problems that are bothering you.	discrete	numeric-1.0	2690	0	-
156	as131f05	31Do the following statements accurately reflect the way you feel towards	discrete	numeric-1.0	2690	0	-

#	Name	Label	Type	Format	Valid	Invalid	Question
		your parents? Father (f) (5) He sticks to his decisions.					
157	as131f06	31.Do the following statements accurately reflect the way you feel towards your parents? Father (f) (6) He demands more from you than what he provides.	discrete	numeric-1.0	2690	0	-
158	as132m00	32.Are you happy when you're with your mom? When I'm with my mother, I feel...	discrete	numeric-1.0	2690	0	-
159	as132f00	32.Are you happy when you're with your dad? When I'm with my father, I feel...	discrete	numeric-1.0	2690	0	-
160	as133m00	33.How much do you share your secrets with your mother? I would let my mother know...	discrete	numeric-1.0	2690	0	-
161	as133f00	33.How much do you share your secrets with your father? I would let my father know...	discrete	numeric-1.0	2690	0	-
162	as134m01	34.In retrospect, what was your parents' attitude towards you when you were chatting or spending time with them last month? Mother (m) (1) Angry towards you.	discrete	numeric-1.0	2690	0	-
163	as134m02	34.In retrospect, what was your parents' attitude towards you when you were chatting or spending time with them last month? Mother (m) (2) Asking for your opinion on important matters	discrete	numeric-1.0	2690	0	-
164	as134m03	34.In retrospect, what was your parents' attitude towards you when you were chatting or spending time with them last month? Mother (m) (3) Carefully listening to your opinions and viewpoints	discrete	numeric-1.0	2690	0	-
165	as134m04	34.In retrospect, what was your parents' attitude towards you when you were chatting or spending time with them last month? Mother (m) (4) Showing that she really cares about you	discrete	numeric-1.0	2690	0	-
166	as134m05	34.In retrospect, what was your parents' attitude towards you when you were chatting or spending time with them last month? Mother (m) (5) Shouting and yelling at you furiously.	discrete	numeric-1.0	2690	0	-
167	as134m06	34.In retrospect, what was your parents' attitude towards you when you were chatting or spending time with them last month? Mother (m) (6) Trying to let you know that	discrete	numeric-1.0	2690	0	-

#	Name	Label	Type	Format	Valid	Invalid	Question
		she appreciates you (your ideas or your behavior)					
168	as134m07	34.In retrospect, what was your parents' attitude towards you when you were chatting or spending time with them last month? Mother (m) (7) Pinching, hitting, or punching you.	discrete	numeric-1.0	2690	0	-
169	as134m08	34.In retrospect, what was your parents' attitude towards you when you were chatting or spending time with them last month? Mother (m) (8) Arguing with you because you disagree with her	discrete	numeric-1.0	2690	0	-
170	as134m09	34.In retrospect, what was your parents' attitude towards you when you were chatting or spending time with them last month? Mother (m) (9) Screaming, yelling, or scolding you	discrete	numeric-1.0	2690	0	-
171	as134m10	34.In retrospect, what was your parents' attitude towards you when you were chatting or spending time with them last month? Mother (m) (10) Expressing her support and understanding.	discrete	numeric-1.0	2690	0	-
172	as134f01	34.In retrospect, what was your parents' attitude towards you when you were chatting or spending time with them last month? Father (f) (1) Angry towards you.	discrete	numeric-1.0	2690	0	-
173	as134f02	34.In retrospect, what was your parents' attitude towards you when you were chatting or spending time with them last month? Father (f) (2) Ask for your opinion on important matters.	discrete	numeric-1.0	2690	0	-
174	as134f03	34.In retrospect, what was your parents' attitude towards you when you were chatting or spending time with them last month? Father (f) (3) Carefully listen to your opinions or viewpoints.	discrete	numeric-1.0	2690	0	-
175	as134f04	34.In retrospect, what was your parents' attitude towards you when you were chatting or spending time with them last month? Father (f) (4) Find opportunities to show that he really cares about you.	discrete	numeric-1.0	2690	0	-
176	as134f05	34.In retrospect, what was your parents' attitude towards you when you were chatting or spending time with	discrete	numeric-1.0	2690	0	-

#	Name	Label	Type	Format	Valid	Invalid	Question
		them last month? Father (f) (5) Shout and yell at you furiously.					
177	as134f06	34.In retrospect, what was your parents' attitude towards you when you were chatting or spending time with them last month? Father (f) (6)Find a way to let you know that he appreciates you (your ideas or your actions)	discrete	numeric-1.0	2690	0	-
178	as134f07	34.In retrospect, what was your parents' attitude towards you when you were chatting or spending time with them last month? Father (f) (7) Pinch, hit, or punch you.	discrete	numeric-1.0	2690	0	-
179	as134f08	34.In retrospect, what was your parents' attitude towards you when you were chatting or spending time with them last month? Father (f) (8) Argue with you because you disagree with him.	discrete	numeric-1.0	2690	0	-
180	as134f09	34.In retrospect, what was your parents' attitude towards you when you were chatting or spending time with them last month? Father (f) (9) Scream, yell, or scold you.	discrete	numeric-1.0	2690	0	-
181	as134f10	34.In retrospect, what was your parents' attitude towards you when you were chatting or spending time with them last month? Father (f) (10) Express his support and understanding.	discrete	numeric-1.0	2690	0	-
182	as135m01	35.How often do the followings occur in your everyday life? Parents (1) Your mother/father knows your whereabouts every day.	discrete	numeric-1.0	2690	0	-
183	as135m02	35.How often do the followings occur in your everyday life? Parents (2) Your mother/father knows who you are with when you are going out.	discrete	numeric-1.0	2690	0	-
184	as135m03	35.How often do the followings occur in your everyday life? Parents (3) Your mother/father knows when you are home and what time you go to bed.	discrete	numeric-1.0	2690	0	-
185	as135m04	35.How often do the followings occur in your everyday life? Parents (4) Your mother/father cares when you did not do what she asked you to.	discrete	numeric-1.0	2690	0	-
186	as135m05	35.How often do the followings occur in your	discrete	numeric-1.0	2690	0	-

#	Name	Label	Type	Format	Valid	Invalid	Question
		everyday life? Parents (5) your mother/father will punish you if you do something forbidden.					
187	as135m06	35.How often do the followings occur in your everyday life? Parents (6) Your mother/father will punish you if she/he means it.	discrete	numeric-1.0	2690	0	-
188	as135m07	35.How often do the followings occur in your everyday life? Parents(7)Your mother/father spans you when you did something wrong.	discrete	numeric-1.0	2690	0	-
189	as135m08	35.How often do the followings occur in your everyday life? Parents (8) Your mother/father will use a belt or something of the sort to whip you.	discrete	numeric-1.0	2690	0	-
190	as135m09	35.How often do the followings occur in your everyday life? Parents (9) Your mother/father asks you to leave the house or lock you out when you do something wrong.	discrete	numeric-1.0	2690	0	-
191	as135m10	35.How often do the followings occur in your everyday life? Parents (10) Your mother/father will tell you her/his opinions regarding the whole family.	discrete	numeric-1.0	2690	0	-
192	as135m11	35.How often do the followings occur in your everyday life? Parents (11) Your mother/father will tell you her/his reasons for any decision.	discrete	numeric-1.0	2690	0	-
193	as135m12	35.How often do the followings occur in your everyday life? Parents (12) Your mother/father will ask for your opinions before making any decision regarding you.	discrete	numeric-1.0	2690	0	-
194	as135f01	35.How often do the followings occur in your everyday life? Parents (1) Your mother/father knows your whereabouts every day.	discrete	numeric-1.0	2690	0	-
195	as135f02	35.How often do the followings occur in your everyday life? Parents (2) Your mother/father knows who you are with when you are going out.	discrete	numeric-1.0	2690	0	-
196	as135f03	35.How often do the followings occur in your everyday life? Parents (3) Your mother/father knows	discrete	numeric-1.0	2690	0	-

#	Name	Label	Type	Format	Valid	Invalid	Question
		when you are home and what time you go to bed.					
197	as135f04	35.How often do the followings occur in your everyday life? Parents (4) Your mother/father cares when you did not do what she asked you to.	discrete	numeric-1.0	2690	0	-
198	as135f05	35.How often do the followings occur in your everyday life? Parents (5) your mother/father will punish you if you do something forbidden.	discrete	numeric-1.0	2690	0	-
199	as135f06	35.How often do the followings occur in your everyday life? Parents (6) Your mother/father will punish you if she/he means it.	discrete	numeric-1.0	2690	0	-
200	as135f07	35.How often do the followings occur in your everyday life? Parents(7)Your mother/father spans you when you did something wrong.	discrete	numeric-1.0	2690	0	-
201	as135f08	35.How often do the followings occur in your everyday life? Parents (8) Your mother/father will use a belt or something of the sort to whip you.	discrete	numeric-1.0	2690	0	-
202	as135f09	35.How often do the followings occur in your everyday life? Parents (9) Your mother/father asks you to leave the house or lock you out when you do something wrong.	discrete	numeric-1.0	2690	0	-
203	as135f10	35.How often do the followings occur in your everyday life? Parents (10) Your mother/father will tell you her/his opinions regarding the whole family.	discrete	numeric-1.0	2690	0	-
204	as135f11	35.How often do the followings occur in your everyday life? Parents (11) Your mother/father will tell you her/his reasons for any decision.	discrete	numeric-1.0	2690	0	-
205	as135f12	35.How often do the followings occur in your everyday life? Parents (12) Your mother/father will ask for your opinions before making any decision regarding you.	discrete	numeric-1.0	2690	0	-

Group Campus Life

#	Name	Label	Type	Format	Valid	Invalid	Question
1	as201000	1.In your opinion, how many teachers have been willing to pay attention on you since you attended junior high?	discrete	numeric-1.0	2690	0	-
2	as202000	2.In your opinion, how many teachers have NOT been willing to pay attention on you since you attended junior high?	discrete	numeric-1.0	2690	0	-
3	as203000	3.How many teachers do you liked when you entered junior high?	discrete	numeric-1.0	2690	0	-
4	as204000	4.How many teachers do you disliked when you entered junior high?	discrete	numeric-1.0	2690	0	-
5	as205000	5.Among the subjects you were examined on, how many of them did you enjoy?	discrete	numeric-1.0	2690	0	-
6	as206000	6.Among the subjects you weren't examined on, how many of them did you enjoy?	discrete	numeric-1.0	2690	0	-
7	as207000	7.What was your academic standing when you graduated elementary school?	discrete	numeric-1.0	2690	0	-
8	as208000	8.Have you represented your class/school to participate in any competition in the 5th/6th grade?	discrete	numeric-1.0	2690	0	-
9	as208a01	8a.What kind? (Multiple selection possible) (1) Sports or performing arts	discrete	numeric-1.0	2690	0	-
10	as208a02	8a.What kind? (Multiple selection possible) (2) Arts or calligraphy	discrete	numeric-1.0	2690	0	-
11	as208a03	8a.What kind? (Multiple selection possible) (3) Writing or speech	discrete	numeric-1.0	2690	0	-
12	as208a04	8a.What kind? (Multiple selection possible) (4) Music	discrete	numeric-1.0	2690	0	-
13	as208a05	8a.What kind? (Multiple selection possible) (5) Science fair	discrete	numeric-1.0	2690	0	-
14	as208a06	8a.What kind? (Multiple selection possible) (6) Others (please specify):_____	discrete	numeric-1.0	2690	0	-
15	as209001	9.Do you feel talented in...? (1) Sports or performing arts	discrete	numeric-1.0	2690	0	-
16	as209002	9.Do you feel talented in...? (2) Arts or calligraphy	discrete	numeric-1.0	2690	0	-
17	as209003	9.Do you feel talented in...? (3) Writing or speech	discrete	numeric-1.0	2690	0	-
18	as209004	9.Do you feel talented in...? (4) Music	discrete	numeric-1.0	2690	0	-

#	Name	Label	Type	Format	Valid	Invalid	Question
19	as209005	9.Do you feel talented in...? (5) Science	discrete	numeric-1.0	2690	0	-
20	as209006	9.Do you feel talented in...? (6) Others (please specify):_____	discrete	numeric-1.0	2690	0	-
21	as209007	9.Do you feel talented in...? (7) None	discrete	numeric-1.0	2690	0	-
22	as210001	10.Have you served in the following positions in 5th/6th grade? (1) Class leader	discrete	numeric-1.0	2690	0	-
23	as210002	10.Have you served in the following positions in 5th/6th grade? (2) Student organizations leader	discrete	numeric-1.0	2690	0	-
24	as210003	10.Have you served in the following positions in 5th/6th grade? (3) Teaching assistant for a certain subject	discrete	numeric-1.0	2690	0	-
25	as211000	11.In general, did you enjoy your elementary school life?	discrete	numeric-1.0	2690	0	-
26	as212000	12.In general, do you prefer elementary school life to junior high school life?	discrete	numeric-1.0	2690	0	-
27	as213000	13.In retrospect to your 7th grade, were your grades in 7th grade better or worse compared to elementary?	discrete	numeric-1.0	2690	0	-
28	as214000	14.In general, do you prefer your elementary teachers to those in junior high school?	discrete	numeric-1.0	2690	0	-
29	as215000	15.How many days were you absent from school last month (including sick leave)?	discrete	numeric-2.0	2690	0	-
30	as216001	16. Have you served any of the following positions in junior high? (1) Class leader	discrete	numeric-1.0	2690	0	-
31	as216002	16.Have you served any of the following positions in junior high? (2) Student organization leader	discrete	numeric-1.0	2690	0	-
32	as216003	16.Have you served any of the following positions in junior high? (3) Teaching assistant for a certain subject	discrete	numeric-1.0	2690	0	-
33	as217000	17.Have you represented your class/school to participate in any competition since you were in junior high?	discrete	numeric-1.0	2690	0	-
34	as217a01	17a.What kind? (Multiple selections possible) (1) Sports or performing arts	discrete	numeric-1.0	2690	0	-
35	as217a02	17a.What kind? (Multiple selections possible) (2) Arts or calligraphy	discrete	numeric-1.0	2690	0	-

#	Name	Label	Type	Format	Valid	Invalid	Question
36	as217a03	17a.What kind? (Multiple selections possible) (3) Writing or speech	discrete	numeric-1.0	2690	0	-
37	as217a04	17a.What kind? (Multiple selections possible) (4) Music	discrete	numeric-1.0	2690	0	-
38	as217a05	17a.What kind? (Multiple selections possible) (5) Science fair	discrete	numeric-1.0	2690	0	-
39	as217a06	17a.What kind? (Multiple selections possible) (6) Others (please specify): _____	discrete	numeric-1.0	2690	0	-
40	as218001	18.How much do you agree with the following statements regarding your school? (1) I like my school	discrete	numeric-1.0	2690	0	-
41	as218002	18.How much do you agree with the following statements regarding your school? (2) I don't think I am a part of my school	discrete	numeric-1.0	2690	0	-
42	as218003	18.How much do you agree with the following statements regarding your school? (3) I am proud of my school	discrete	numeric-1.0	2690	0	-
43	as219001	19.Do the following problems exist in your school? If so, how serious? (1) Using illicit drug	discrete	numeric-1.0	2690	0	-
44	as219002	19.Do the following problems exist in your school? If so, how serious? (2) Bullying	discrete	numeric-1.0	2690	0	-
45	as219003	19.Do the following problems exist in your school? If so, how serious? (3) Drinking alcohol	discrete	numeric-1.0	2690	0	-
46	as219004	19.Do the following problems exist in your school? If so, how serious? (4) Students not caring about their academic performance and the knowledge	discrete	numeric-1.0	2690	0	-
47	as219005	19.Do the following problems exist in your school? If so, how serious? (5) Smoking	discrete	numeric-1.0	2690	0	-
48	as219006	19.Do the following problems exist in your school? If so, how serious? (6) Students not respecting teachers	discrete	numeric-1.0	2690	0	-
49	as219007	19.Do the following problems exist in your school? If so, how serious? (7) Principal, administrators, or staff showing no concern for students	discrete	numeric-1.0	2690	0	-

#	Name	Label	Type	Format	Valid	Invalid	Question
50	as220000	20.Does the incoming academic competition cause pressures for you?	discrete	numeric-1.0	2690	0	-
51	as221000	21.Does your teacher show favor to students with better grades?	discrete	numeric-1.0	2690	0	-
52	as222000	22.According to your answer in previous question, do you think your teacher is fair?	discrete	numeric-1.0	2690	0	-
53	as223000	23.Are you on track with your classes in school?	discrete	numeric-1.0	2690	0	-
54	as224000	24.Have you failed any subject on exams?	discrete	numeric-1.0	2690	0	-
55	as225000	25.Compared with other classes in the same grade level, how's the overall academic performance of your class?	discrete	numeric-1.0	2690	0	-
56	as226000	26.Have you taken the following medicine since entering junior high: sedatives, sleeping pill, all-purpose adhesive, organic solvent, FM2, rush, MDMA, amphetamine, heroin, morphine, marijuana, halcion, pentazocine, cocaine, secobarbital sodium, methaqual	discrete	numeric-1.0	2690	0	-
57	as227001	27.How much do you think the following statements about your class reflect current condition? (1) My classmates always offer help when I need them.	discrete	numeric-1.0	2690	0	-
58	as227002	27.How much do you think the following statements about your class reflect current condition? (2) I do not like to socialize with my classmates.	discrete	numeric-1.0	2690	0	-
59	as227003	27.How much do you think the following statements about your class reflect current condition? (3) I always help my classmates when they need me.	discrete	numeric-1.0	2690	0	-
60	as227004	27.How much do you think the following statements about your class reflect current condition? (4) My classmates get along well and treat each other like a family.	discrete	numeric-1.0	2690	0	-
61	as227005	27.How much do you think the following statements about your class reflect current condition? (5) Compared to other classes, our classmates trust each other the most.	discrete	numeric-1.0	2690	0	-

#	Name	Label	Type	Format	Valid	Invalid	Question
62	as228000	28.Have you participated in after-school tutoring upon entering junior high? (Including cram school and private tutor)	discrete	numeric-1.0	2690	0	-
63	as229000	29.Whose idea was it for you to attend tutoring?	discrete	numeric-1.0	2690	0	-
64	as230000	30.Are you currently participating in after-school tutoring? (including cram school and tutor)	discrete	numeric-1.0	2690	0	-
65	as230a00	30a.How many hours do you spend on attending after-school tutoring in a typical week (include cram school and private tutoring)?	continuous	numeric-3.0	2690	0	-
66	as231000	31.What was your grade point average ranking in the class last semester?	discrete	numeric-1.0	2690	0	-
67	as232000	32.What is your expectation after graduating from junior high?	discrete	numeric-1.0	2690	0	-
68	as233000	33.Considering your current academic and financial ability, what level of education do you think you can attain?	discrete	numeric-1.0	2690	0	-
69	as234000	34.What level of education would you like to attain if you do not have any restraint?	discrete	numeric-1.0	2690	0	-
70	as235000	35.Do you plan to attend university?	discrete	numeric-1.0	2690	0	-
71	as236001	36.How much do you agree with the following statements regarding being a part of your school or society? (1) Anyone can succeed if he/she can endure hardship.	discrete	numeric-1.0	2690	0	-
72	as236002	36.How much do you agree with the following statements regarding being a part of your school or society? (2) Taiwan is a liberal society; everyone has equal opportunity to succeed.	discrete	numeric-1.0	2690	0	-
73	as236003	36.How much do you agree with the following statements regarding being a part of your school or society? (3) Opportunistic individuals have a higher chance of succeeding in our society.	discrete	numeric-1.0	2690	0	-
74	as236004	36.How much do you agree with the following statements regarding being a part of your school or society? (4) When a student breaks rules, the school cannot do anything to the student if his/	discrete	numeric-1.0	2690	0	-

#	Name	Label	Type	Format	Valid	Invalid	Question
		her family has connections or power.					
75	as236005	36.How much do you agree with the following statements regarding being a part of your school or society? (5) Students who ingratiate the teachers receive reward from teachers more easily.	discrete	numeric-1.0	2690	0	-
76	as236006	36.How much do you agree with the following statements regarding being a part of your school or society? (6) In general, the teacher rewards and punishes fairly among our classmates	discrete	numeric-1.0	2690	0	-
77	as237001	37.The following statements are related to a typical junior high student's daily life. How much do they reflect your experience? (1) I work hard to gratify my parents because I don't want to disappoint them.	discrete	numeric-1.0	2690	0	-
78	as237002	37.The following statements are related to a typical junior high student's daily life. How much do they reflect your experience? (2) I study hard because teachers often praise diligent students.	discrete	numeric-1.0	2690	0	-
79	as237003	37.The following statements are related to a typical junior high student's daily life. How much do they reflect your experience? (3) I ponder whether my achievement reaches my parents' wishes or standard.	discrete	numeric-1.0	2690	0	-
80	as237004	37.The following statements are related to a typical junior high student's daily life. How much do they reflect your experience? (4) I often work harder because I want to reach my parents' standard for grades.	discrete	numeric-1.0	2690	0	-
81	as237005	37.The following statements are related to a typical junior high student's daily life. How much do they reflect your experience? (5) Usually, my parents and teachers judge whether a job is done well or not.	discrete	numeric-1.0	2690	0	-
82	as237006	37.The following statements are related to a typical junior high student's daily life. How much do they reflect your experience? (6) Despite my parents' and teachers' opinions, I would try my best	discrete	numeric-1.0	2690	0	-

#	Name	Label	Type	Format	Valid	Invalid	Question
		on something worthwhile defined by myself.					
83	as237007	37.The following statements are related to a typical junior high student's daily life. How much do they reflect your experience? (7) I like to evaluate a finished work with my own standard.	discrete	numeric-1.0	2690	0	-
84	as237008	37.The following statements are related to a typical junior high student's daily life. How much do they reflect your experience? (8) I study hard because I believe books can provide me with lots of knowledge	discrete	numeric-1.0	2690	0	-
85	as238001	38.How much important do you think the following statements about a successful future development? (1) Good family background	discrete	numeric-1.0	2690	0	-
86	as238002	38.How much important do you think the following statements about a successful future development? (2) Good social skills	discrete	numeric-1.0	2690	0	-
87	as238003	38.How much important do you think the following statements about a successful future development? (3) Good luck and opportunity	discrete	numeric-1.0	2690	0	-
88	as238004	38.How much important do you think the following statements about a successful future development? (4) Willing to work diligently and endure hardship	discrete	numeric-1.0	2690	0	-
89	as238005	38.How much important do you think the following statements about a successful future development? (5) Good moral character	discrete	numeric-1.0	2690	0	-
90	as238006	38.How much important do you think the following statements about a successful future development? (6) Intelligence	discrete	numeric-1.0	2690	0	-
91	as238007	38.How much important do you think the following statements about a successful future development? (7) Popularity	discrete	numeric-1.0	2690	0	-
92	as239001	39.Have your parents done the following since you entered junior high? (1) Provide a space for studying	discrete	numeric-1.0	2690	0	-
93	as239002	39.Have your parents done the following since you entered junior high? (2)	discrete	numeric-1.0	2690	0	-

#	Name	Label	Type	Format	Valid	Invalid	Question
		Monitor your interaction with friends					
94	as239003	39.Have your parents done the following since you entered junior high? (3) Limit your phone calls	discrete	numeric-1.0	2690	0	-
95	as239004	39.Have your parents done the following since you entered junior high? (4) Limit the time you watch television	discrete	numeric-1.0	2690	0	-
96	as239005	39.Have your parents done the following since you entered junior high? (5) Limit your play and leisure time	discrete	numeric-1.0	2690	0	-
97	as239006	39.Have your parents done the following since you entered junior high? (6) Regulate your daily routine	discrete	numeric-1.0	2690	0	-
98	as239007	39.Have your parents done the following since you entered junior high? (7) Others (please specify) : _____	discrete	numeric-1.0	2690	0	-
99	as240a01	40.Think about your five closest friends. Write down their basic information in order of the closest to the least closest. 1st person:1. Gender	discrete	numeric-1.0	2690	0	-
100	as240a02	40.Think about your five closest friends. Write down their basic information in order of the closest to the least closest. 1st person:2. Same class? (Skip 3 if answering yes)	discrete	numeric-1.0	2690	0	-
101	as240a03	40.Think about your five closest friends. Write down their basic information in order of the closest to the least closest. 1st person:3. If he/she isn't in your class, how do you usually contact each other?	discrete	numeric-1.0	2690	0	-
102	as240a04	40.Think about your five closest friends. Write down their basic information in order of the closest to the least closest. 1st person:4. Does he/she have better grades than you do?	discrete	numeric-1.0	2690	0	-
103	as240a05	40.Think about your five closest friends. Write down their basic information in order of the closest to the least closest. 1st person:5. How did you first meet each other?	discrete	numeric-1.0	2690	0	-
104	as240a06	40.Think about your five closest friends. Write down their basic information in	discrete	numeric-1.0	2690	0	-

#	Name	Label	Type	Format	Valid	Invalid	Question
		order of the closest to the least closest. 1st person:6. How's his/her family's economic condition					
105	as240b01	40.Think about your five closest friends. Write down their basic information in order of the closest to the least closest. 2nd person:1. Gender	discrete	numeric-1.0	2690	0	-
106	as240b02	40.Think about your five closest friends. Write down their basic information in order of the closest to the least closest. 2nd person:2. Same class? (Skip 3 if answering yes)	discrete	numeric-1.0	2690	0	-
107	as240b03	40.Think about your five closest friends. Write down their basic information in order of the closest to the least closest. 2nd person:3. If he/she isn't in your class, how do you usually contact each other?	discrete	numeric-1.0	2690	0	-
108	as240b04	40.Think about your five closest friends. Write down their basic information in order of the closest to the least closest. 2nd person:4. Does he/she have better grades than you do?	discrete	numeric-1.0	2690	0	-
109	as240b05	40.Think about your five closest friends. Write down their basic information in order of the closest to the least closest. 2nd person:5. How did you first meet each other?	discrete	numeric-1.0	2690	0	-
110	as240b06	40.Think about your five closest friends. Write down their basic information in order of the closest to the least closest. 2nd person:6. How is his/her family's economic condition?	discrete	numeric-1.0	2690	0	-
111	as240c01	40.Think about your five closest friends. Write down their basic information in order of the closest to the least closest. 3rd person:1. Gender	discrete	numeric-1.0	2690	0	-
112	as240c02	40.Think about your five closest friends. Write down their basic information in order of the closest to the least closest. 3rd person:2. Same class? (Skip 3 if answering yes)	discrete	numeric-1.0	2690	0	-
113	as240c03	40.Think about your five closest friends. Write down their basic information in	discrete	numeric-1.0	2690	0	-

#	Name	Label	Type	Format	Valid	Invalid	Question
		order of the closest to the least closest. 3rd person:3. If he/she isn't in your class, how do you usually contact each other?					
114	as240c04	40.Think about your five closest friends. Write down their basic information in order of the closest to the least closest. 3rd person:4. Does he/she have better grades than you do?	discrete	numeric-1.0	2690	0	-
115	as240c05	40.Think about your five closest friends. Write down their basic information in order of the closest to the least closest. 3rd person:5. How did you first meet each other?	discrete	numeric-1.0	2690	0	-
116	as240c06	40.Think about your five closest friends. Write down their basic information in order of the closest to the least closest. 3rd person:6. How's his/her family's economic condition?	discrete	numeric-1.0	2690	0	-
117	as240d01	40.Think about your five closest friends. Write down their basic information in order of the closest to the least closest. 4th person:1. Gender	discrete	numeric-1.0	2690	0	-
118	as240d02	40.Think about your five closest friends. Write down their basic information in order of the closest to the least closest. 4th person:2. Same class? (Skip 3 if answering yes)	discrete	numeric-1.0	2690	0	-
119	as240d03	40.Think about your five closest friends. Write down their basic information in order of the closest to the least closest. 4th person:3. If he/she isn't in your class, how do you usually contact each other?	discrete	numeric-1.0	2690	0	-
120	as240d04	40.Think about your five closest friends. Write down their basic information in order of the closest to the least closest. 4th person:4. Does he/she have better grades than you do?	discrete	numeric-1.0	2690	0	-
121	as240d05	40.Think about your five closest friends. Write down their basic information in order of the closest to the least closest. 4th person:5. How did you first meet each other?	discrete	numeric-1.0	2690	0	-

#	Name	Label	Type	Format	Valid	Invalid	Question
122	as240d06	40.Think about your five closest friends. Write down their basic information in order of the closest to the least closest. 4th person:6. How's his/her family's economic condition?	discrete	numeric-1.0	2690	0	-
123	as240e01	40.Think about your five closest friends. Write down their basic information in order of the closest to the least closest. 5th person:1. Gender	discrete	numeric-1.0	2690	0	-
124	as240e02	40.Think about your five closest friends. Write down their basic information in order of the closest to the least closest. 5th person:2. Same class? (Skip 3 if answering yes)	discrete	numeric-1.0	2690	0	-
125	as240e03	40.Think about your five closest friends. Write down their basic information in order of the closest to the least closest. 5th person:3. If he/she isn't in your class, how do you usually contact each other?	discrete	numeric-1.0	2690	0	-
126	as240e04	40.Think about your five closest friends. Write down their basic information in order of the closest to the least closest. 5th person:4. Does he/she have better grades than you do?	discrete	numeric-1.0	2690	0	-
127	as240e05	40.Think about your five closest friends. Write down their basic information in order of the closest to the least closest. 5th person:5. How did you first meet each other?	discrete	numeric-1.0	2690	0	-
128	as240e06	40.Think about your five closest friends. Write down their basic information in order of the closest to the least closest. 5th person:6. How's his/her family's economic condition?	discrete	numeric-1.0	2690	0	-
129	as241a01	41a.Overall, how much important do your closest friends think of the following matters? (1) Receiving college education	discrete	numeric-1.0	2690	0	-
130	as241a02	41a.Overall, how much important do your closest friends think of the following matters? (2) Earning lots of money	discrete	numeric-1.0	2690	0	-
131	as241a03	41a.Overall, how much important do your closest friends think of the following	discrete	numeric-1.0	2690	0	-

#	Name	Label	Type	Format	Valid	Invalid	Question
		matters? (3) Putting effort in studies and get good grades					
132	as241a04	41a.Overall, how much important do your closest friends think of the following matters? (4) Working hard and be successful	discrete	numeric-1.0	2690	0	-
133	as241b01	41b.Overall, do you think the following are important? (1) Receiving college education	discrete	numeric-1.0	2690	0	-
134	as241b02	41b.Overall, do you think the following are important? (2) Earning a lot of money	discrete	numeric-1.0	2690	0	-
135	as241b03	41b.Overall, do you think the following are important? (3) Putting effort in studies and get good grades	discrete	numeric-1.0	2690	0	-
136	as241b04	41b.Overall, do you think the following are important? (4) Working hard and be successful	discrete	numeric-1.0	2690	0	-
137	as242001	42.What kind of activities do you and your closest friends usually do? (Multiple selections possible) (1) Shopping, movies, or concerts	discrete	numeric-1.0	2690	0	-
138	as242002	42.What kind of activities do you and your closest friends usually do? (Multiple selections possible) (2) Outdoor sports (e.g. playing ball, swimming, or mountain climbing)	discrete	numeric-1.0	2690	0	-
139	as242003	42.What kind of activities do you and your closest friends usually do? (Multiple selections possible) (3) Playing video games	discrete	numeric-1.0	2690	0	-
140	as242004	42.What kind of activities do you and your closest friends usually do? (Multiple selections possible) (4) Playing card games	discrete	numeric-1.0	2690	0	-
141	as242005	42.What kind of activities do you and your closest friends usually do? (Multiple selections possible) (5) Chatting	discrete	numeric-1.0	2690	0	-
142	as242006	42.What kind of activities do you and your closest friends usually do? (Multiple selections possible) (6) Discussing school work	discrete	numeric-1.0	2690	0	-
143	as242007	42.What kind of activities do you and your closest friends usually do? (Multiple selections possible) (7) Smoking, drinking alcohol, taking drugs	discrete	numeric-1.0	2690	0	-

#	Name	Label	Type	Format	Valid	Invalid	Question
144	as242008	42.What kind of activities do you and your closest friends usually do? (Multiple selections possible) (8) Clubbing/dancing	discrete	numeric-1.0	2690	0	-
145	as242009	42.What kind of activities do you and your closest friends usually do? (Multiple selections possible) (9) Others (please specify):_____	discrete	numeric-1.0	2690	0	-
146	as243001	43.How about yourself? Please answer base on the frequency of each item:(1) Running away from home	discrete	numeric-1.0	2690	0	-
147	as243002	43.How about yourself? Please answer base on the frequency of each item:(2) Skipping class or school	discrete	numeric-1.0	2690	0	-
148	as243003	43.How about yourself? Please answer base on the frequency of each item:(3) Vandalizing	discrete	numeric-1.0	2690	0	-
149	as243004	43.How about yourself? Please answer base on the frequency of each item:(4) Stealing	discrete	numeric-1.0	2690	0	-
150	as243005	43.How about yourself? Please answer base on the frequency of each item:(5) Engaging in sexual behaviors	discrete	numeric-1.0	2690	0	-
151	as243006	43.How about yourself? Please answer base on the frequency of each item:(6) Hitting and injuring someone	discrete	numeric-1.0	2690	0	-
152	as243007	43.How about yourself? Please answer base on the frequency of each item:(7) Robbing somebody	discrete	numeric-1.0	2690	0	-
153	as243008	43.How about yourself? Please answer base on the frequency of each item:(8) Smoking or drinking alcohol	discrete	numeric-1.0	2690	0	-
154	as243009	43.How about yourself? Please answer base on the frequency of each item:(9) Chewing betel nut	discrete	numeric-1.0	2690	0	-
155	as243010	43.How about yourself? Please answer base on the frequency of each item:(10) Taking drugs (e.g.,superglue, amphetamine, pentazocine)	discrete	numeric-1.0	2690	0	-
156	as243a01	43a.How about yourself? Please answer base on the frequency of each item:(1) Running away from home	discrete	numeric-1.0	2690	0	-
157	as243a02	43a.How about yourself? Please answer base on the	discrete	numeric-1.0	2690	0	-

#	Name	Label	Type	Format	Valid	Invalid	Question
		frequency of each item:(2) Skipping class or school					
158	as243a03	43a.How about yourself? Please answer base on the frequency of each item:(3) Vandalizing	discrete	numeric-1.0	2690	0	-
159	as243a04	43a. How about yourself? Please answer base on the frequency of each item:(4) Stealing	discrete	numeric-1.0	2690	0	-
160	as243a05	43a.How about yourself? Please answer base on the frequency of each item:(5) Engaging in sexual behaviors	discrete	numeric-1.0	2690	0	-
161	as243a06	43a.How about yourself? Please answer base on the frequency of each item:(6) Hitting and injuring someone	discrete	numeric-1.0	2690	0	-
162	as243a07	43a.How about yourself? Please answer base on the frequency of each item:(7) Robbing somebody	discrete	numeric-1.0	2690	0	-
163	as243a08	43a.How about yourself? Please answer base on the frequency of each item:(8) Smoking or drinking alcohol	discrete	numeric-1.0	2690	0	-
164	as243a09	43a.How about yourself? Please answer base on the frequency of each item:(9) Chewing betel nut	discrete	numeric-1.0	2690	0	-
165	as243a10	43a.How about yourself? Please answer base on the frequency of each item:(10) Taking drugs (e.g.,superglue, amphetamine, pentazocine)	discrete	numeric-1.0	2690	0	-
166	as244000	44.How many of your current classmates live near your residence?	discrete	numeric-1.0	2690	0	-
167	as245000	45.How many of your current classmates have been to your house?	discrete	numeric-1.0	2690	0	-
168	as246000	46.Do you often spend time observing what happens around your residence?	discrete	numeric-1.0	2690	0	-
169	as247000	47.Do you think people in your neighborhood are willing to help others or care only about themselves?	discrete	numeric-1.0	2690	0	-
170	as248000	48.How many people in your neighborhood do you think know each other?	discrete	numeric-1.0	2690	0	-
171	as249000	49.How many neighbors do you usually interact with on a typical Sunday? (including saying hello, chatting, or phone calls)	discrete	numeric-1.0	2690	0	-
172	as250001	50.Have you participated in the following activities	discrete	numeric-1.0	2690	0	-

#	Name	Label	Type	Format	Valid	Invalid	Question
		around your residence? (Multiple selections possible) (1)Community sponsored activities					
173	as250002	50.Have you participated in the following activities around your residence? (Multiple selections possible) (2)Religious activities (sponsored by community church or temple)	discrete	numeric-1.0	2690	0	-
174	as250003	50.Have you participated in the following activities around your residence? (Multiple selections possible) (3) Activities that make use of public facilities (e.g.,read books in libraries, play basketball in the gym)	discrete	numeric-1.0	2690	0	-
175	as250004	50.Have you participated in the following activities around your residence? (Multiple selections possible) (4)Others (please specify):_____	discrete	numeric-1.0	2690	0	-
176	as250005	50.Have you participated in the following activities around your residence? (Multiple selections possible) (5)Not participating in any activity	discrete	numeric-1.0	2690	0	-
177	as251001	51.Do you keep up with the following news through mass media such as television, radio, newspaper, or internet? (1)Local news	discrete	numeric-1.0	2690	0	-
178	as251002	51.Do you keep up with the following news through mass media such as television, radio, newspaper, or internet? (2)News related to education	discrete	numeric-1.0	2690	0	-
179	as251003	51.Do you keep up with the following news through mass media such as television, radio, newspaper, or internet? (3)Entertainment news	discrete	numeric-1.0	2690	0	-
180	as251004	51.Do you keep up with the following news through mass media such as television, radio, newspaper, or internet? (4)News related to society and security	discrete	numeric-1.0	2690	0	-
181	as251005	51.Do you keep up with the following news through mass media such as television, radio, newspaper, or internet? (5)News related to politics	discrete	numeric-1.0	2690	0	-
182	as251006	51.Do you keep up with the following news through mass media such as television,	discrete	numeric-1.0	2690	0	-

#	Name	Label	Type	Format	Valid	Invalid	Question
		radio, newspaper, or internet? (6)National news					
183	as251007	51.Do you keep up with the following news through mass media such as television, radio, newspaper, or internet? (7)World news	discrete	numeric-1.0	2690	0	-

Group Personal Experiences

#	Name	Label	Type	Format	Valid	Invalid	Question
1	as301001	1.How much do you agree with the following descriptions of yourself? (1) I cannot solve some personal problems	discrete	numeric-1.0	2690	0	-
2	as301002	1.How much do you agree with the following descriptions of yourself? (2) I cannot control what happened to me	discrete	numeric-1.0	2690	0	-
3	as301003	1.How much do you agree with the following descriptions of yourself? (3) I feel weary and incapable of solving some daily problems	discrete	numeric-1.0	2690	0	-
4	as301004	1.How much do you agree with the following descriptions of yourself? (4) I am a valuable/worthy person	discrete	numeric-1.0	2690	0	-
5	as301005	1.How much do you agree with the following descriptions of yourself? (5) I don't have many things to be proud of	discrete	numeric-1.0	2690	0	-
6	as301006	1.How much do you agree with the following descriptions of yourself? (6) I am optimistic about myself	discrete	numeric-1.0	2690	0	-
7	as301007	1.How much do you agree with the following descriptions of yourself? (7) I am satisfied with myself	discrete	numeric-1.0	2690	0	-
8	as301008	1.How much do you agree with the following descriptions of yourself? (8) Sometimes I feel useless	discrete	numeric-1.0	2690	0	-
9	as301009	1.How much do you agree with the following descriptions of yourself? (9) Sometimes I feel that I don't have any desirable qualities	discrete	numeric-1.0	2690	0	-
10	as302000	2.Generally speaking, are you happy lately? Why? _____	discrete	numeric-1.0	2690	0	-
11	as303000	3.How is your health condition?	discrete	numeric-1.0	2690	0	-

#	Name	Label	Type	Format	Valid	Invalid	Question
12	as304000	4.On average, how many hours do you sleep in a typical weekday (Monday to Friday)?	continuous	numeric-3.0	2690	0	-
13	as305000	5.How many hours do you usually sleep on a typical night before a holiday?	continuous	numeric-3.0	2690	0	-
14	as306000	6.Besides class time, how many hours do you spend on average everyday preparing school work since entering junior high? _____ hours	continuous	numeric-3.0	2690	0	-
15	as307001	7.Will you do the following in these hypothetical situations? (1) If someone made a rule that I do not like, I would deliberately break it.	discrete	numeric-1.0	2690	0	-
16	as307002	7.Will you do the following in these hypothetical situations? (2) If someone yells/shouts at me, I would do the same to him/her.	discrete	numeric-1.0	2690	0	-
17	as307003	7.Will you do the following in these hypothetical situations? (3) I would deliberately go against someone who nags at me.	discrete	numeric-1.0	2690	0	-
18	as308001	8.Do you think the following statements well describe you? (1) I like to tell jokes or anecdotes at gatherings.	discrete	numeric-1.0	2690	0	-
19	as308002	8.Do you think the following statements well describe you? (2) I like to decide what I want to do.	discrete	numeric-1.0	2690	0	-
20	as308003	8.Do you think the following statements well describe you? (3) I like to share with my friends.	discrete	numeric-1.0	2690	0	-
21	as308004	8.Do you think the following statements well describe you? (4) I like to follow traditions to avoid being different for people whom I care.	discrete	numeric-1.0	2690	0	-
22	as308005	8.Do you think the following statements well describe you? (5) I like to be free to go anywhere I want.	discrete	numeric-1.0	2690	0	-
23	as308006	8.Do you think the following statements well describe you? (6) I like to be the center of attention in a group.	discrete	numeric-1.0	2690	0	-
24	as308007	8.Do you think the following statements well describe you? (7) I like to be free to do whatever I want to do.	discrete	numeric-1.0	2690	0	-
25	as308008	8.Do you think the following statements well describe	discrete	numeric-1.0	2690	0	-

#	Name	Label	Type	Format	Valid	Invalid	Question
		you? (8) I like to follow rules and do what others want me to do.					
26	as308009	8.Do you think the following statements well describe you? (9) I like to have close relationship with my friends.	discrete	numeric-1.0	2690	0	-
27	as308010	8.Do you think the following statements well describe you? (10) I prefer doing something together with my friends instead of doing it alone.	discrete	numeric-1.0	2690	0	-
28	as308011	8.Do you think the following statements well describe you? (11) I like to join a warm and friendly club / organization.	discrete	numeric-1.0	2690	0	-
29	as308012	8.Do you think the following statements well describe you? (12) I like to get advice from someone I respect when I am planning something	discrete	numeric-1.0	2690	0	-
30	as308013	8.Do you think the following statements well describe you? (13) I like people noticing my appearance when I am in public places	discrete	numeric-1.0	2690	0	-
31	as308014	8.Do you think the following statements well describe you? (14) I like to say something intelligent/smart for the others	discrete	numeric-1.0	2690	0	-
32	as308015	8.Do you think the following statements well describe you? (15) In a group setting, I like taking the back seat and let someone else lead	discrete	numeric-1.0	2690	0	-
33	as308016	8.Do you think the following statements well describe you? (16) I like doing things my way, despite what others might think	discrete	numeric-1.0	2690	0	-
34	as309001	9.The following statements are about personal attitude and characteristics. Please read each carefully and answer if it applies to you: (1) I would sometimes give up doing something because of the lack of self-esteem	discrete	numeric-1.0	2690	0	-
35	as309002	9.The following statements are about personal attitude and characteristics. Please read each carefully and answer if it applies to you: (2) I would sometimes pretend to be sick to avoid something	discrete	numeric-1.0	2690	0	-
36	as309003	9.The following statements are about personal attitude	discrete	numeric-1.0	2690	0	-

#	Name	Label	Type	Format	Valid	Invalid	Question
		and characteristics. Please read each carefully and answer if it applies to you: (3) I would sometimes take advantage of others					
37	as309004	9.The following statements are about personal attitude and characteristics. Please read each carefully and answer if it applies to you: (4) I always admit my wrongdoing when I am at fault	discrete	numeric-1.0	2690	0	-
38	as309005	9.The following statements are about personal attitude and characteristics. Please read each carefully and answer if it applies to you: (5) I would sometimes get even with others instead of forgiving them	discrete	numeric-1.0	2690	0	-
39	as309006	9.The following statements are about personal attitude and characteristics. Please read each carefully and answer if it applies to you: (6) I would sometimes envy and admire others' good luck	discrete	numeric-1.0	2690	0	-
40	as310001	10.Which gender do you think matching the following house chores? (1) Taking care of children	discrete	numeric-1.0	2690	0	-
41	as310002	10.Which gender do you think matching the following house chores? (2) Cooking	discrete	numeric-1.0	2690	0	-
42	as310003	10.Which gender do you think matching the following house chores? (3) Dish washing	discrete	numeric-1.0	2690	0	-
43	as310004	10.Which gender do you think matching the following house chores? (4) Car maintenance	discrete	numeric-1.0	2690	0	-
44	as310005	10.Which gender do you think matching the following house chores? (5) Clothes washing	discrete	numeric-1.0	2690	0	-
45	as310006	10.Which gender do you think matching the following house chores? (6) Clothes folding	discrete	numeric-1.0	2690	0	-
46	as310007	10.Which gender do you think matching the following house chores? (7) Taking out the trash	discrete	numeric-1.0	2690	0	-
47	as310008	10.Which gender do you think matching the following house chores? (8) Cleaning/ washing windows	discrete	numeric-1.0	2690	0	-

#	Name	Label	Type	Format	Valid	Invalid	Question
48	as310009	10.Which gender do you think matching the following house chores? (9) Doing the shopping	discrete	numeric-1.0	2690	0	-
49	as310010	10.Which gender do you think matching the following house chores? (10) Dropping off/picking up family members	discrete	numeric-1.0	2690	0	-
50	as310011	10.Which gender do you think matching the following house chores? (11) Cleaning/ sweeping	discrete	numeric-1.0	2690	0	-
51	as310012	10.Which gender do you think matching the following house chores? (12) Helping children with their homework	discrete	numeric-1.0	2690	0	-
52	as310013	10.Which gender do you think matching the following house chores? (13) Playing with children	discrete	numeric-1.0	2690	0	-
53	as310014	10.Which gender do you think matching the following house chores? (14) Repairing electronics	discrete	numeric-1.0	2690	0	-
54	as311001	11.The following are some examples of career choices:According to your opinions, which gender do you think matches the following occupations? (1)Police officer	discrete	numeric-1.0	2690	0	-
55	as311002	11.The following are some examples of career choices:According to your opinions, which gender do you think matches the following occupations? (2)Military officer	discrete	numeric-1.0	2690	0	-
56	as311003	11.The following are some examples of career choices:According to your opinions, which gender do you think matches the following occupations? (3)Secretary	discrete	numeric-1.0	2690	0	-
57	as311004	11.The following are some examples of career choices:According to your opinions, which gender do you think matches the following occupations? (4)Nurse	discrete	numeric-1.0	2690	0	-
58	as311005	11.The following are some examples of career choices:According to your opinions, which gender do you think matches the following occupations? (5)Elementary school teacher	discrete	numeric-1.0	2690	0	-

#	Name	Label	Type	Format	Valid	Invalid	Question
59	as311006	11.The following are some examples of career choices:According to your opinions, which gender do you think matches the following occupations? (6)Taxi driver	discrete	numeric-1.0	2690	0	-
60	as311007	11.The following are some examples of career choices:According to your opinions, which gender do you think matches the following occupations? (7)Bus or tour bus driver	discrete	numeric-1.0	2690	0	-
61	as311008	11.The following are some examples of career choices:According to your opinions, which gender do you think matches the following occupations? (8)Hairstylist	discrete	numeric-1.0	2690	0	-
62	as311009	11.The following are some examples of career choices:According to your opinions, which gender do you think matches the following occupations? (9)Auto mechanic	discrete	numeric-1.0	2690	0	-
63	as311010	11.The following are some examples of career choices:According to your opinions, which gender do you think matches the following occupations? (10)Shopping mall attendant	discrete	numeric-1.0	2690	0	-
64	as311011	11.The following are some examples of career choices:According to your opinions, which gender do you think matches the following occupations? (11)Tailor	discrete	numeric-1.0	2690	0	-
65	as311012	11.The following are some examples of career choices:According to your opinions, which gender do you think matches the following occupations? (12)Engineer	discrete	numeric-1.0	2690	0	-
66	as311013	11.The following are some examples of career choices:According to your opinions, which gender do you think matches the following occupations? (13)Cement layer	discrete	numeric-1.0	2690	0	-
67	as311014	11.The following are some examples of career choices:According to your opinions, which gender do you think matches the	discrete	numeric-1.0	2690	0	-

#	Name	Label	Type	Format	Valid	Invalid	Question
		following occupations? (14)Airline Pilot					
68	as311015	11.The following are some examples of career choices:According to your opinions, which gender do you think matches the following occupations? (15)University Professor	discrete	numeric-1.0	2690	0	-
69	as311016	11.The following are some examples of career choices:According to your opinions, which gender do you think matches the following occupations? (16)Lawyer	discrete	numeric-1.0	2690	0	-
70	as311017	11.The following are some examples of career choices:According to your opinions, which gender do you think matches the following occupations? (17)Medical doctor	discrete	numeric-1.0	2690	0	-
71	as311018	11.The following are some examples of career choices:According to your opinions, which gender do you think matches the following occupations? (18)Elementary school principal	discrete	numeric-1.0	2690	0	-
72	as311019	11.The following are some examples of career choices:According to your opinions, which gender do you think matches the following occupations? (19)County magistrate	discrete	numeric-1.0	2690	0	-
73	as311020	11.The following are some examples of career choices:According to your opinions, which gender do you think matches the following occupations? (20)Bank teller	discrete	numeric-1.0	2690	0	-
74	as312001	12.In the past week, did you experience any of the following symptoms? If so, how severe were they? (1) Headache	discrete	numeric-1.0	2690	0	-
75	as312002	12.In the past week, did you experience any of the following symptoms? If so, how severe were they? (2) Dizziness	discrete	numeric-1.0	2690	0	-
76	as312003	12.In the past week, did you experience any of the following symptoms? If so, how severe were they? (3) Loneliness	discrete	numeric-1.0	2690	0	-
77	as312004	12.In the past week, did you experience any of the	discrete	numeric-1.0	2690	0	-

#	Name	Label	Type	Format	Valid	Invalid	Question
		following symptoms? If so, how severe were they? (4) Depression					
78	as312005	12.In the past week, did you experience any of the following symptoms? If so, how severe were they? (5) Excessive anxiety	discrete	numeric-1.0	2690	0	-
79	as312006	12.In the past week, did you experience any of the following symptoms? If so, how severe were they? (6) Muscle pain	discrete	numeric-1.0	2690	0	-
80	as312007	12.In the past week, did you experience any of the following symptoms? If so, how severe were they? (7) Insomnia	discrete	numeric-1.0	2690	0	-
81	as312008	12.In the past week, did you experience any of the following symptoms? If so, how severe were they? (8) Numbness/tingling pain in certain parts of the body	discrete	numeric-1.0	2690	0	-
82	as312009	12.In the past week, did you experience any of the following symptoms? If so, how severe were they? (9) Feeling like your throat is clogged	discrete	numeric-1.0	2690	0	-
83	as312010	12.In the past week, did you experience any of the following symptoms? If so, how severe were they? (10) Weakness in certain parts of the body	discrete	numeric-1.0	2690	0	-
84	as312011	12.In the past week, did you experience any of the following symptoms? If so, how severe were they? (11) Desire to beat up or hurt someone	discrete	numeric-1.0	2690	0	-
85	as312012	12.In the past week, did you experience any of the following symptoms? If so, how severe were they? (12) Waking up too early in the morning and not falling asleep after you lay back down	discrete	numeric-1.0	2690	0	-
86	as312013	12.In the past week, did you experience any of the following symptoms? If so, how severe were they? (13) Not sleeping well or waking up constantly throughout your sleep	discrete	numeric-1.0	2690	0	-
87	as312014	12.In the past week, did you experience any of the following symptoms? If so, how severe were they?	discrete	numeric-1.0	2690	0	-

#	Name	Label	Type	Format	Valid	Invalid	Question
		(14) Arguing with others frequently					
88	as312015	12.In the past week, did you experience any of the following symptoms? If so, how severe were they? (15) Yelling/screaming or throwing things	discrete	numeric-1.0	2690	0	-
89	as312016	12.In the past week, did you experience any of the following symptoms? If so, how severe were they? (16) Losing the will to live	discrete	numeric-1.0	2690	0	-
90	as312017	12.In the past week, did you experience any of the following symptoms? If so, how severe were they? (17) Other	discrete	numeric-1.0	2690	0	-
91	as313000	13.If there were no restrictions, what career would you like to pursue the most?	discrete	numeric-2.0	2690	0	-
92	as314001	14.How satisfied are you with the following: (1) Academic performance	discrete	numeric-1.0	2690	0	-
93	as314002	14.How satisfied are you with the following: (2) Relationship with classmates and friends	discrete	numeric-1.0	2690	0	-
94	as314003	14.How satisfied are you with the following: (3) Relationship with father	discrete	numeric-1.0	2690	0	-
95	as314004	14.How satisfied are you with the following: (4) Relationship with mother	discrete	numeric-1.0	2690	0	-
96	as314005	14.How satisfied are you with the following: (5) Relationship with teachers	discrete	numeric-1.0	2690	0	-
97	as314006	14.How satisfied are you with the following: (6) Family financial condition	discrete	numeric-1.0	2690	0	-
98	as314007	14.How satisfied are you with the following: (7) Appearance	discrete	numeric-1.0	2690	0	-
99	as314008	14.How satisfied are you with the following: (8) Body figure	discrete	numeric-1.0	2690	0	-
100	as314009	14.How satisfied are you with the following: (9) Gender	discrete	numeric-1.0	2690	0	-
101	as315001	15.Did any of the following happened in the past year? (1) I severed the tie with my close friend	discrete	numeric-1.0	2690	0	-
102	as315002	15.Did any of the following happened in the past year? (2) My sibling(s) ran away	discrete	numeric-1.0	2690	0	-

#	Name	Label	Type	Format	Valid	Invalid	Question
		from home (check and skip here if you are an only child)					
103	as315003	15.Did any of the following happened in the past year? (3) My parents were divorced or separated	discrete	numeric-1.0	2690	0	-
104	as315004	15.Did any of the following happened in the past year? (4) My grades and ranking in class obviously dropped	discrete	numeric-1.0	2690	0	-
105	as315005	15.Did any of the following happened in the past year? (5) I started wearing glasses or dental braces	discrete	numeric-1.0	2690	0	-
106	as315006	15.Did any of the following happened in the past year? (6) My family became poorer	discrete	numeric-1.0	2690	0	-
107	as315007	15.Did any of the following happened in the past year? (7) My parents argued more often	discrete	numeric-1.0	2690	0	-
108	as315008	15.Did any of the following happened in the past year? (8) Father or mother was absent from home more often	discrete	numeric-1.0	2690	0	-
109	as315009	15.Did any of the following happened in the past year? (9) I had conflicts with classmates	discrete	numeric-1.0	2690	0	-
110	as315010	15.Did any of the following happened in the past year? (10) I was seriously ill or injured	discrete	numeric-1.0	2690	0	-
111	as315011	15.Did any of the following happened in the past year? (11) I transferred to another school	discrete	numeric-1.0	2690	0	-
112	as315012	15.Did any of the following happened in the past year? (12) I began smoking, drinking, and using drugs	discrete	numeric-1.0	2690	0	-
113	as315013	15.Did any of the following happened in the past year? (13) I caused some troubles at school	discrete	numeric-1.0	2690	0	-
114	as315014	15.Did any of the following happened in the past year? (14) I was prohibited from participating in major school activities (e.g., sports, band, or student clubs)	discrete	numeric-1.0	2690	0	-
115	as315015	15.Did any of the following happened in the past year? (15) I ran away from home	discrete	numeric-1.0	2690	0	-
116	as315016	15.Did any of the following happened in the past year? (16) My father/mother got laid off	discrete	numeric-1.0	2690	0	-

#	Name	Label	Type	Format	Valid	Invalid	Question
117	as315017	15.Did any of the following happened in the past year? (17) I argued with my parents more often	discrete	numeric-1.0	2690	0	-
118	as315018	15.Did any of the following happened in the past year? (18) My pet died	discrete	numeric-1.0	2690	0	-
119	as315019	15.Did any of the following happened in the past year? (19) My father/mother passed away	discrete	numeric-1.0	2690	0	-
120	as315020	15.Did any of the following happened in the past year? (20) A close relative passed away	discrete	numeric-1.0	2690	0	-
121	as316000	16.Have you grown taller recently?	discrete	numeric-1.0	2690	0	-
122	as317000	17.What's the growth condition of your body hair (armpit and pubic hair)?	discrete	numeric-1.0	2690	0	-
123	as318000	18.Do you have acne?	discrete	numeric-1.0	2690	0	-
124	as319000	19.(For males) Did your voice change?	discrete	numeric-1.0	2690	0	-
125	as320000	20.In recent months, have you gained weight?	discrete	numeric-1.0	2690	0	-
126	as321000	21.(For males) Do you have moustaches?	discrete	numeric-1.0	2690	0	-
127	as322000	22.Has your period started? If so when?	discrete	numeric-1.0	2690	0	-
128	as322a01	22a.Has your period started? If so when?When?	discrete	numeric-1.0	2690	0	-
129	as322a02	22a.Has your period started? If so when?Grade_____	discrete	numeric-1.0	2690	0	-
130	as323000	23.How many students are in your class?	continuous	numeric-2.0	2690	0	-
131	as323a00	23a. How many students were in your 6th grade class?	continuous	numeric-2.0	2690	0	-

Group Scale

#	Name	Label	Type	Format	Valid	Invalid	Question
1	astimey	Year of Research	discrete	numeric-1.0	2690	0	-
2	astimem	Month of Research	discrete	numeric-1.0	2690	0	-

Variables Description

Dataset contains 538 variable(s)

File : j1w1s_Jan2020

asprojec: Sample Description

Information	[Type= discrete] [Format=numeric] [Range= 1-2] [Missing=*]
Statistics [NW/ W]	[Valid=2690 /-] [Invalid=0 /-]

Value	Label	Cases	Percentage
1	9th Grade	0	
2	7th Grade	2690	100.0%

Warning: these figures indicate the number of cases found in the data file. They cannot be interpreted as summary statistics of the population of interest.

aswave: Wave of Survey

Information	[Type= discrete] [Format=numeric] [Range= 1-1] [Missing=*]
Statistics [NW/ W]	[Valid=2690 /-] [Invalid=0 /-]

Value	Label	Cases	Percentage
1	1st year	2690	100.0%

Warning: these figures indicate the number of cases found in the data file. They cannot be interpreted as summary statistics of the population of interest.

id: Sample Identification

Information	[Type= continuous] [Format=numeric] [Range= 1-1059] [Missing=*]
Statistics [NW/ W]	[Valid=2690 /-] [Invalid=0 /-] [Mean=474.702 /-] [StdDev=294.736 /-]

id1: Sample New Identification

Information	[Type= continuous] [Format=numeric] [Range= 10001-30594] [Missing=*]
Statistics [NW/ W]	[Valid=2690 /-] [Invalid=0 /-] [Mean=18816.71 /-] [StdDev=7543.013 /-]

classno: Class number

Information	[Type= continuous] [Format=numeric] [Range= 1-81] [Missing=*]
Statistics [NW/ W]	[Valid=2690 /-] [Invalid=0 /-] [Mean=41.847 /-] [StdDev=23.015 /-]

asrespon: Survey Respondent

Information	[Type= discrete] [Format=numeric] [Range= 1-3] [Missing=*]
Statistics [NW/ W]	[Valid=2690 /-] [Invalid=0 /-]

Value	Label	Cases	Percentage
1	Student	2690	100.0%
2	Teacher	0	
3	Parents	0	

Warning: these figures indicate the number of cases found in the data file. They cannot be interpreted as summary statistics of the population of interest.

assex: Gender

Information	[Type= discrete] [Format=numeric] [Range= 1-2] [Missing=*]
Statistics [NW/ W]	[Valid=2690 /-] [Invalid=0 /-]

Value	Label	Cases	Percentage
1	Male	1378	51.2%
2	Female	1312	48.8%

Warning: these figures indicate the number of cases found in the data file. They cannot be interpreted as summary statistics of the population of interest.

asbirth: Year of Birth (Republic of China)

Information	[Type= continuous] [Format=numeric] [Range= 72-99] [Missing=*]
Statistics [NW/ W]	[Valid=2690 /-] [Invalid=0 /-]

File : j1w1s_Jan2020

asbirth: Year of Birth (Republic of China)

Value	Label	Cases	Percentage
99	Missing		

Warning: these figures indicate the number of cases found in the data file. They cannot be interpreted as summary statistics of the population of interest.

asfalife: Father's biological status

Information	[Type= discrete] [Format=numeric] [Range= 0-3] [Missing=*]
Statistics [NW/ W]	[Valid=2690 /-] [Invalid=0 /-]

Value	Label	Cases	Percentage
0	Not Applicable	11	0.4%
1	Living	2611	97.1%
2	Deceased	68	2.5%
3	Not Applicable	0	

Warning: these figures indicate the number of cases found in the data file. They cannot be interpreted as summary statistics of the population of interest.

asfalife: Reside with father?

Information	[Type= discrete] [Format=numeric] [Range= 0-3] [Missing=*]
Statistics [NW/ W]	[Valid=2690 /-] [Invalid=0 /-]

Value	Label	Cases	Percentage
0	Not Applicable	68	2.5%
1	Yes	2445	90.9%
2	No	177	6.6%
3	Not Applicable	0	

Warning: these figures indicate the number of cases found in the data file. They cannot be interpreted as summary statistics of the population of interest.

asfaedu: Father's level of education

Information	[Type= discrete] [Format=numeric] [Range= 0-9] [Missing=*]
Statistics [NW/ W]	[Valid=2690 /-] [Invalid=0 /-]

Value	Label	Cases	Percentage
0	Not Applicable	41	1.5%
1	Elementary School	359	13.3%
2	Junior high school	686	25.5%
3	Senior high school	661	24.6%
4	Vocational senior high school	209	7.8%
5	Junior College(2 and 5 years)	172	6.4%
6	University	289	10.7%
7	Graduate School	95	3.5%
8	Never reciced forma education	7	0.3%
9	Missing	171	6.4%

Warning: these figures indicate the number of cases found in the data file. They cannot be interpreted as summary statistics of the population of interest.

asmalife: Mother's biological status

Information	[Type= discrete] [Format=numeric] [Range= 0-3] [Missing=*]
Statistics [NW/ W]	[Valid=2690 /-] [Invalid=0 /-]

Value	Label	Cases	Percentage
0	Not Applicable	7	0.3%

File : j1w1s_Jan2020

asmalife: Mother's biological status

Value	Label	Cases	Percentage
1	Living	2664	99.0%
2	Deceased	19	0.7%
3	'Not Applicable	0	

Warning: these figures indicate the number of cases found in the data file. They cannot be interpreted as summary statistics of the population of interest.

asmalive: Reside with mother?

Information	[Type= discrete] [Format=numeric] [Range= 0-3] [Missing=*]
Statistics [NW/ W]	[Valid=2690 /-] [Invalid=0 /-]

Value	Label	Cases	Percentage
0	Not Applicable	19	0.7%
1	Yes	2513	93.4%
2	No	158	5.9%
3	Not Applicable	0	

Warning: these figures indicate the number of cases found in the data file. They cannot be interpreted as summary statistics of the population of interest.

asmaedu: Mother's Education level

Information	[Type= discrete] [Format=numeric] [Range= 0-9] [Missing=*]
Statistics [NW/ W]	[Valid=2690 /-] [Invalid=0 /-]

Value	Label	Cases	Percentage
0	Not Applicable	32	1.2%
1	Elementary School	448	16.7%
2	Junior high school	689	25.6%
3	Senior high school	689	25.6%
4	Vocationa senior high schooll	261	9.7%
5	Junior College(2 and 5 years)	144	5.4%
6	University	208	7.7%
7	Graduate School	35	1.3%
8	Never reciced forma education	21	0.8%
9	Missing	163	6.1%

Warning: these figures indicate the number of cases found in the data file. They cannot be interpreted as summary statistics of the population of interest.

asfaocc: Father's Occupation

Information	[Type= continuous] [Format=numeric] [Range= 0-99] [Missing=*]
Statistics [NW/ W]	[Valid=2690 /-] [Invalid=0 /-]

Value	Label	Cases	Percentage
0	Not Applicable	69	41.1%
99	Missing	99	58.9%

Warning: these figures indicate the number of cases found in the data file. They cannot be interpreted as summary statistics of the population of interest.

asmaocc: Mother's Occupation

Information	[Type= continuous] [Format=numeric] [Range= 0-99] [Missing=*]
Statistics [NW/ W]	[Valid=2690 /-] [Invalid=0 /-]

Value	Label	Cases	Percentage
0	Not Applicable	36	30.3%
99	Missing	83	69.7%

File : j1w1s_Jan2020

asmaocc: Mother's Occupation

Warning: these figures indicate the number of cases found in the data file. They cannot be interpreted as summary statistics of the population of interest.

asincome: Average monthly family income (both parents)

Information [Type= discrete] [Format=numeric] [Range= 0-99] [Missing=*]

Statistics [NW/ W] [Valid=2690 /-] [Invalid=0 /-]

Value	Label	Cases	Percentage
0	Not Applicable	11	0.4%
1	Not over NT\$30,000	443	16.5%
2	NT\$30,000-NT\$49,999	547	20.3%
3	NT\$50,000-NT\$59,999	508	18.9%
4	NT\$60,000-NT\$69,999	174	6.5%
5	NT\$70,000-NT\$79,999	201	7.5%
6	NT\$80,000-NT\$89,999	113	4.2%
7	NT\$90,000-NT\$99,999	110	4.1%
8	NT\$100,000-NT\$109,999	91	3.4%
9	NT\$110,000-NT\$119,999	73	2.7%
10	NT\$120,000-NT\$129,999	42	1.6%
11	NT\$130,000-NT\$139,999	25	0.9%
12	NT\$140,000-NT\$149,999	15	0.6%
13	NT\$150,000 Over	96	3.6%
99	Missing	241	9.0%

Warning: these figures indicate the number of cases found in the data file. They cannot be interpreted as summary statistics of the population of interest.

as101000: 1.How many of your classmates are your good friends?

Information [Type= discrete] [Format=numeric] [Range= 1-9] [Missing=*]

Statistics [NW/ W] [Valid=2690 /-] [Invalid=0 /-]

Value	Label	Cases	Percentage
1	Im friends with almost everyone	744	27.7%
2	Im friends with most of them	1032	38.4%
3	Im friends with half of them	798	29.7%
4	Im not friends with most of them	79	2.9%
5	Im not friends with almost everyone	34	1.3%
9	Missing	3	0.1%

Warning: these figures indicate the number of cases found in the data file. They cannot be interpreted as summary statistics of the population of interest.

as102000: 2.How many people do you know from other classes of your grade at your school?

Information [Type= discrete] [Format=numeric] [Range= 1-9] [Missing=*]

Statistics [NW/ W] [Valid=2690 /-] [Invalid=0 /-]

Value	Label	Cases	Percentage
1	I don't know anyone outside of my own classroom	27	1.0%
2	Less than 5 students	181	6.7%
3	6-9 students	298	11.1%
4	10-19 students	489	18.2%
5	20-29 students	444	16.5%
6	30-49 students	553	20.6%

File : j1w1s_Jan2020






as102000: 2.How many people do you know from other classes of your grade at your school?

Value	Label	Cases	Percentage
7	More than 50 students	692	 25.7%
9	Missing	6	 0.2%

Warning: these figures indicate the number of cases found in the data file. They cannot be interpreted as summary statistics of the population of interest.

as103000: 3.How often do you worry about being unpopular among your classmates?






Information	[Type= discrete] [Format=numeric] [Range= 1-9] [Missing=*]
Statistics [NW/ W]	[Valid=2690 /-] [Invalid=0 /-]

Value	Label	Cases	Percentage
1	Almost always	264	 9.8%
2	Sometimes	1044	 38.8%
3	Seldom	836	 31.1%
4	Almost never	523	 19.4%
9	Missing	23	 0.9%

Warning: these figures indicate the number of cases found in the data file. They cannot be interpreted as summary statistics of the population of interest.

as104001: 4.How much do you agree with the following descriptions of your best friends? (1) He/she (they) care about me






Information	[Type= discrete] [Format=numeric] [Range= 1-9] [Missing=*]
Statistics [NW/ W]	[Valid=2690 /-] [Invalid=0 /-]

Value	Label	Cases	Percentage
1	Strongly agree	857	 31.9%
2	Agree	1625	 60.4%
3	Disagree	177	 6.6%
4	Strongly disagree	28	 1.0%
9	Missing	3	 0.1%

Warning: these figures indicate the number of cases found in the data file. They cannot be interpreted as summary statistics of the population of interest.

as104002: 4.How much do you agree with the following descriptions of your best friends? (2) He/she (they) often help me when I am in need

Information	[Type= discrete] [Format=numeric] [Range= 1-9] [Missing=*]
Statistics [NW/ W]	[Valid=2690 /-] [Invalid=0 /-]

Value	Label	Cases	Percentage
1	Strongly agree	1038	 38.6%
2	Agree	1487	 55.3%
3	Disagree	139	 5.2%
4	Strongly disagree	23	 0.9%
9	Missing	3	 0.1%

Warning: these figures indicate the number of cases found in the data file. They cannot be interpreted as summary statistics of the population of interest.

as104003: 4.How much do you agree with the following descriptions of your best friends? (3) He/she (they) always give me comfort when I experience setback

Information	[Type= discrete] [Format=numeric] [Range= 1-9] [Missing=*]
Statistics [NW/ W]	[Valid=2690 /-] [Invalid=0 /-]

Value	Label	Cases	Percentage
1	Strongly agree	876	 32.6%

File : j1w1s_Jan2020






as104003: 4.How much do you agree with the following descriptions of your best friends? (3) He/she (they) always give me comfort when I experience setback

Value	Label	Cases	Percentage
2	Agree	1425	 53.0%
3	Disagree	323	 12.0%
4	Strongly disagree	60	 2.2%
9	Missing	6	 0.2%

Warning: these figures indicate the number of cases found in the data file. They cannot be interpreted as summary statistics of the population of interest.

as104a01: 4a.How many plans do you think they would do the following after graduating? (1) Work full time






Information	[Type= discrete] [Format=numeric] [Range= 1-9] [Missing=*]
Statistics [NW/ W]	[Valid=2690 /-] [Invalid=0 /-]

Value	Label	Cases	Percentage
1	All of them	58	 2.2%
2	Most of them	289	 10.7%
3	Some of them	1329	 49.4%
4	None of them	998	 37.1%
9	Missing	16	 0.6%

Warning: these figures indicate the number of cases found in the data file. They cannot be interpreted as summary statistics of the population of interest.

as104a02: 4a.How many plans do you think they would do the following after graduating? (2) Become apprentices






Information	[Type= discrete] [Format=numeric] [Range= 1-9] [Missing=*]
Statistics [NW/ W]	[Valid=2690 /-] [Invalid=0 /-]

Value	Label	Cases	Percentage
1	All of them	32	 1.2%
2	Most of them	173	 6.4%
3	Some of them	1158	 43.0%
4	None of them	1309	 48.7%
9	Missing	18	 0.7%

Warning: these figures indicate the number of cases found in the data file. They cannot be interpreted as summary statistics of the population of interest.

as104a03: 4a.How many plans do you think they would do the following after graduating? (3) Attend technical/vocational school

Information	[Type= discrete] [Format=numeric] [Range= 1-9] [Missing=*]
Statistics [NW/ W]	[Valid=2690 /-] [Invalid=0 /-]

Value	Label	Cases	Percentage
1	All of them	105	 3.9%
2	Most of them	914	 34.0%
3	Some of them	1342	 49.9%
4	None of them	311	 11.6%
9	Missing	18	 0.7%





Warning: these figures indicate the number of cases found in the data file. They cannot be interpreted as summary statistics of the population of interest.

as104a04: 4a.How many plans do you think they would do the following after graduating? (4) Attend high schools and continue academic study

Information	[Type= discrete] [Format=numeric] [Range= 1-9] [Missing=*]
Statistics [NW/ W]	[Valid=2690 /-] [Invalid=0 /-]

File : j1w1s_Jan2020






as104a04: 4a.How many plans do you think they would do the following after graduating? (4) Attend high schools and continue academic study

Value	Label	Cases	Percentage
1	All of them	396	 14.7%
2	Most of them	1522	 56.6%
3	Some of them	617	 22.9%
4	None of them	149	 5.5%
9	Missing	6	0.2%

Warning: these figures indicate the number of cases found in the data file. They cannot be interpreted as summary statistics of the population of interest.

as104b00: 4b.What do you plan to do after graduation







Information	[Type= discrete] [Format=numeric] [Range= 1-9] [Missing=*]
Statistics [NW/ W]	[Valid=2690 /-] [Invalid=0 /-]

Value	Label	Cases	Percentage
1	Work full time	101	 3.8%
2	Become an apprentice	90	 3.3%
3	Attend a technical/vocational schoo	614	 22.8%
4	Attend high schools and continue academic study	1816	 67.5%
5	Others (Please specify)	60	 2.2%
9	Missing	9	0.3%

Warning: these figures indicate the number of cases found in the data file. They cannot be interpreted as summary statistics of the population of interest.

as105000: 5 What type of house do you live in?



Information	[Type= discrete] [Format=numeric] [Range= 1-9] [Missing=*]
Statistics [NW/ W]	[Valid=2690 /-] [Invalid=0 /-]

Value	Label	Cases	Percentage
1	Apartment	1290	 48.0%
2	Terraced house	298	 11.1%
3	Apartment equipped with elevator	337	 12.5%
4	House	669	 24.9%
5	Traditional Chinese house with courtyard	46	 1.7%
6	Other (please specify):	40	 1.5%
9	Missing	10	0.4%

Warning: these figures indicate the number of cases found in the data file. They cannot be interpreted as summary statistics of the population of interest.

as106000: 6.How long has it been since your family lived in the current community?

Information	[Type= continuous] [Format=numeric] [Range= 0-999] [Missing=*]
Statistics [NW/ W]	[Valid=2690 /-] [Invalid=0 /-]

Value	Label	Cases	Percentage
996	many years	7	 19.4%
999	Missing	29	 80.6%



Warning: these figures indicate the number of cases found in the data file. They cannot be interpreted as summary statistics of the population of interest.

as107001: 7.How do you usually go to school? (1) On foot

Information	[Type= discrete] [Format=numeric] [Range= 1-9] [Missing=*]
Statistics [NW/ W]	[Valid=2690 /-] [Invalid=0 /-]

File : j1w1s_Jan2020



as107001: 7.How do you usually go to school? (1) On foot

Value	Label	Cases	Percentage
1	Yes	1418	 52.7%
2	NO	1270	 47.2%
9	Missing	2	0.1%

Warning: these figures indicate the number of cases found in the data file. They cannot be interpreted as summary statistics of the population of interest.

as107002: 7.How do you usually go to school? (2) By bicycle

Information	[Type= discrete] [Format=numeric] [Range= 1-9] [Missing=*]
Statistics [NW/ W]	[Valid=2690 /-] [Invalid=0 /-]

Value	Label	Cases	Percentage
1	Yes	597	 22.2%
2	NO	2091	 77.7%
9	Missing	2	0.1%

Warning: these figures indicate the number of cases found in the data file. They cannot be interpreted as summary statistics of the population of interest.

as107003: 7.How do you usually go to school? (3) My parents take me (i.e. on foot/car/bus)

Information	[Type= discrete] [Format=numeric] [Range= 1-9] [Missing=*]
Statistics [NW/ W]	[Valid=2690 /-] [Invalid=0 /-]

Value	Label	Cases	Percentage
1	Yes	742	 27.6%
2	NO	1945	 72.3%
9	Missing	3	0.1%

Warning: these figures indicate the number of cases found in the data file. They cannot be interpreted as summary statistics of the population of interest.

as107004: 7.How do you usually go to school? (4) By public transportation(i.e. train, bus, MRT, school shuttle)



Information	[Type= discrete] [Format=numeric] [Range= 1-9] [Missing=*]
Statistics [NW/ W]	[Valid=2690 /-] [Invalid=0 /-]

Value	Label	Cases	Percentage
1	Yes	612	 22.8%
2	NO	2075	 77.1%
9	Missing	3	0.1%

Warning: these figures indicate the number of cases found in the data file. They cannot be interpreted as summary statistics of the population of interest.

as107005: 7.How do you usually go to school? (5) Other (Please specify):_____

Information	[Type= discrete] [Format=numeric] [Range= 1-9] [Missing=*]
Statistics [NW/ W]	[Valid=2690 /-] [Invalid=0 /-]

Value	Label	Cases	Percentage
1	Yes	25	 0.9%
2	NO	2662	 99.0%
9	Missing	3	0.1%

Warning: these figures indicate the number of cases found in the data file. They cannot be interpreted as summary statistics of the population of interest.

as108000: 8.How long does it take for you to go to school?

Information	[Type= continuous] [Format=numeric] [Range= 1-99] [Missing=*]
Statistics [NW/ W]	[Valid=2690 /-] [Invalid=0 /-]

File : j1w1s_Jan2020

as108000: 8.How long does it take for you to go to school?

Value	Label	Cases	Percentage
99	99.Missing	9	<div></div> 100.0%

Warning: these figures indicate the number of cases found in the data file. They cannot be interpreted as summary statistics of the population of interest.

as109000: 9.Do you like the environment around your residence?

Information	[Type= discrete] [Format=numeric] [Range= 1-9] [Missing=*]
Statistics [NW/ W]	[Valid=2690 /-] [Invalid=0 /-]

Value	Label	Cases	Percentage
1	Yes, very much	614	<div></div> 22.8%
2	Yes, somewhat	1481	<div></div> 55.1%
3	No, not really	257	<div></div> 9.6%
4	No, not at all	50	<div></div> 1.9%
5	It doesn't matter	282	<div></div> 10.5%
9	Missing	6	<div></div> 0.2%

Warning: these figures indicate the number of cases found in the data file. They cannot be interpreted as summary statistics of the population of interest.

as110000: 10.What do you feel about the security around your residence area?

Information	[Type= discrete] [Format=numeric] [Range= 1-9] [Missing=*]
Statistics [NW/ W]	[Valid=2690 /-] [Invalid=0 /-]

Value	Label	Cases	Percentage
1	Very good	712	<div></div> 26.5%
2	Good	1613	<div></div> 60.0%
3	Poor	241	<div></div> 9.0%
4	Very poor	46	<div></div> 1.7%
5	Don't know	75	<div></div> 2.8%
9	Missing	3	<div></div> 0.1%

Warning: these figures indicate the number of cases found in the data file. They cannot be interpreted as summary statistics of the population of interest.

as111f00: 11.What's your parents' ethnic background? Father's ethnic background

Information	[Type= discrete] [Format=numeric] [Range= 1-9] [Missing=*]
Statistics [NW/ W]	[Valid=2690 /-] [Invalid=0 /-]

Value	Label	Cases	Percentage
1	Mingnan of Taiwan	2020	<div></div> 75.1%
2	Hakka	202	<div></div> 7.5%
3	Chinese Mainlander	336	<div></div> 12.5%
4	Indigenous People	38	<div></div> 1.4%
5	Other(Please specify)	53	<div></div> 2.0%
9	Missing	41	<div></div> 1.5%

Warning: these figures indicate the number of cases found in the data file. They cannot be interpreted as summary statistics of the population of interest.

as111m00: 11.What's your parents' ethnic background? Mother's ethnic background

Information	[Type= discrete] [Format=numeric] [Range= 1-9] [Missing=*]
Statistics [NW/ W]	[Valid=2690 /-] [Invalid=0 /-]

Value	Label	Cases	Percentage
1	Mingnan of Taiwan	2044	<div></div> 76.0%

File : j1w1s_Jan2020

as111m00: 11.What's your parents' ethnic background? Mother's ethnic background

Value	Label	Cases	Percentage
2	Hakka	211	7.8%
3	Chinese Mainlander	273	10.1%
4	Indigenous People	63	2.3%
5	Other(Please specify)	48	1.8%
9	Missing	51	1.9%

Warning: these figures indicate the number of cases found in the data file. They cannot be interpreted as summary statistics of the population of interest.

as112000: 12.What's your parents' marital status?

Information	[Type= discrete] [Format=numeric] [Range= 1-9] [Missing=*]
Statistics [NW/ W]	[Valid=2690 /-] [Invalid=0 /-]

Value	Label	Cases	Percentage
1	My parents reside together	2312	85.9%
2	Father is deceased	64	2.4%
3	Mother is deceased	15	0.6%
4	Parents are divorced	169	6.3%
5	Parents are separated	80	3.0%
6	Parents are divorced but still reside together	15	0.6%
7	Other (please specify)	30	1.1%
9	Missing	5	0.2%

Warning: these figures indicate the number of cases found in the data file. They cannot be interpreted as summary statistics of the population of interest.

as113000: 13.Do you currently live with your parents? (select one)

Information	[Type= discrete] [Format=numeric] [Range= 1-9] [Missing=*]
Statistics [NW/ W]	[Valid=2690 /-] [Invalid=0 /-]

Value	Label	Cases	Percentage
1	Live with biological parents	2289	85.1%
2	Live with father and stepmother	30	1.1%
3	Live with mother and stepfather	19	0.7%
4	Live with father	100	3.7%
5	Live with mother	178	6.6%
6	Live with others (please specify)	69	2.6%
9	Missing	5	0.2%

Warning: these figures indicate the number of cases found in the data file. They cannot be interpreted as summary statistics of the population of interest.

as114001: 14.Besides your parents and siblings, who else do you reside with? (Multiple selections possible) (1) Great-grandfather (paternal)

Information	[Type= discrete] [Format=numeric] [Range= 1-9] [Missing=*]
Statistics [NW/ W]	[Valid=2690 /-] [Invalid=0 /-]

Value	Label	Cases	Percentage
1	Yes	352	13.1%
2	No	2334	86.8%
9	Missing	4	0.1%



Warning: these figures indicate the number of cases found in the data file. They cannot be interpreted as summary statistics of the population of interest.

File : j1w1s_Jan2020

as114002: 14.Besides your parents and siblings, who else do you reside with? (Multiple selections possible) (2) Great-grandmother (paternal)

Information [Type= discrete] [Format=numeric] [Range= 1-9] [Missing=*]

Statistics [NW/ W] [Valid=2690 /-] [Invalid=0 /-]



Value	Label	Cases	Percentage
1	Yes	565	 21.0%
2	No	2121	 78.8%
9	Missing	4	0.1%

Warning: these figures indicate the number of cases found in the data file. They cannot be interpreted as summary statistics of the population of interest.

as114003: 14.Besides your parents and siblings, who else do you reside with? (Multiple selections possible) (3) Great-grandfather (maternal)

Information [Type= discrete] [Format=numeric] [Range= 1-9] [Missing=*]

Statistics [NW/ W] [Valid=2690 /-] [Invalid=0 /-]



Value	Label	Cases	Percentage
1	Yes	63	 2.3%
2	No	2623	 97.5%
9	Missing	4	0.1%

Warning: these figures indicate the number of cases found in the data file. They cannot be interpreted as summary statistics of the population of interest.

as114004: 14.Besides your parents and siblings, who else do you reside with? (Multiple selections possible) (4) Great-grandmother (maternal)

Information [Type= discrete] [Format=numeric] [Range= 1-9] [Missing=*]

Statistics [NW/ W] [Valid=2690 /-] [Invalid=0 /-]



Value	Label	Cases	Percentage
1	Yes	104	 3.9%
2	No	2582	 96.0%
9	Missing	4	0.1%

Warning: these figures indicate the number of cases found in the data file. They cannot be interpreted as summary statistics of the population of interest.

as114005: 14.Besides your parents and siblings, who else do you reside with? (Multiple selections possible) (5) Uncle (paternal) or uncle's wife

Information [Type= discrete] [Format=numeric] [Range= 1-9] [Missing=*]

Statistics [NW/ W] [Valid=2690 /-] [Invalid=0 /-]



Value	Label	Cases	Percentage
1	Yes	164	 6.1%
2	No	2522	 93.8%
9	Missing	4	0.1%

Warning: these figures indicate the number of cases found in the data file. They cannot be interpreted as summary statistics of the population of interest.

as114006: 14.Besides your parents and siblings, who else do you reside with? (Multiple selections possible) (6) Aunt (paternal) or aunt's husband

Information [Type= discrete] [Format=numeric] [Range= 1-9] [Missing=*]

Statistics [NW/ W] [Valid=2690 /-] [Invalid=0 /-]

Value	Label	Cases	Percentage
1	Yes	112	 4.2%
2	No	2574	 95.7%

File : j1w1s_Jan2020

as114006: 14.Besides your parents and siblings, who else do you reside with? (Multiple selections possible) (6) Aunt (paternal) or aunt's husband

Value	Label	Cases	Percentage
9	Missing	4	0.1%

Warning: these figures indicate the number of cases found in the data file. They cannot be interpreted as summary statistics of the population of interest.

as114007: 14.Besides your parents and siblings, who else do you reside with? (Multiple selections possible) (7) Uncle (maternal) or uncle's wife

Information	[Type= discrete] [Format=numeric] [Range= 1-9] [Missing=*]
Statistics [NW/ W]	[Valid=2690 /-] [Invalid=0 /-]

Value	Label	Cases	Percentage
1	Yes	116	4.3%
2	No	2570	95.5%
9	Missing	4	0.1%

Warning: these figures indicate the number of cases found in the data file. They cannot be interpreted as summary statistics of the population of interest.

as114008: 14.Besides your parents and siblings, who else do you reside with? (Multiple selections possible) (8) Aunt (maternal) or aunt's husband

Information	[Type= discrete] [Format=numeric] [Range= 1-9] [Missing=*]
Statistics [NW/ W]	[Valid=2690 /-] [Invalid=0 /-]

Value	Label	Cases	Percentage
1	Yes	87	3.2%
2	No	2599	96.6%
9	Missing	4	0.1%

Warning: these figures indicate the number of cases found in the data file. They cannot be interpreted as summary statistics of the population of interest.

as114009: 14.Besides your parents and siblings, who else do you reside with? (Multiple selections possible) (9) Friend (Parent's friend or other family members')

Information [Type= discrete] [Format=numeric] [Range= 1-9] [Missing=*]

Statistics [NW/ W] [Valid=2690 /-] [Invalid=0 /-]

Value	Label	Cases	Percentage
1	Yes	37	1.4%
2	No	2649	98.5%
9	Missing	4	0.1%

Warning: these figures indicate the number of cases found in the data file. They cannot be interpreted as summary statistics of the population of interest.

as114010: 14.Besides your parents and siblings, who else do you reside with? (Multiple selections possible) (10) Other relatives

Information [Type= discrete] [Format=numeric] [Range= 1-9] [Missing=*]

Statistics [NW/ W] [Valid=2690 /-] [Invalid=0 /-]

Value	Label	Cases	Percentage
1	Yes	108	4.0%
2	No	2577	95.8%
9	Missing	5	0.2%

Warning: these figures indicate the number of cases found in the data file. They cannot be interpreted as summary statistics of the population of interest.

as114011: 14.Besides your parents and siblings, who else do you reside with? (Multiple selections possible) (11) None of the above

Information [Type= discrete] [Format=numeric] [Range= 1-9] [Missing=*]

Statistics [NW/ W] [Valid=2690 /-] [Invalid=0 /-]

Value	Label	Cases	Percentage
1	Yes	1739	64.6%
2	No	947	35.2%
9	Missing	4	0.1%

Warning: these figures indicate the number of cases found in the data file. They cannot be interpreted as summary statistics of the population of interest.

as115a01: 15.How many children are in the family? Please fill out the following blanks according to each sibling's (and your own) order in the family :First child : His/her relationship with you

Information [Type= discrete] [Format=numeric] [Range= 0-9] [Missing=*]

Statistics [NW/ W] [Valid=2690 /-] [Invalid=0 /-]

Value	Label	Cases	Percentage
0	Not Applicable	0	
1	Older brother	709	26.4%
2	Older sister	824	30.6%
3	Younger brother	0	
4	Younger sister	0	
5	Self	1155	42.9%
9	Missing	2	0.1%

Warning: these figures indicate the number of cases found in the data file. They cannot be interpreted as summary statistics of the population of interest.

as115a02: 15.How many children are in the family? Please fill out the following blanks according to each sibling's (and your own) order in the family :Gender

Information [Type= discrete] [Format=numeric] [Range= 0-9] [Missing=*]

Statistics [NW/ W] [Valid=2690 /-] [Invalid=0 /-]

as115a02: 15.How many children are in the family? Please fill out the following blanks according to each sibling's (and your own) order in the family :Gender

Value	Label	Cases	Percentage
0	Not Applicable	0	
1	Male	1341	<div></div> 49.9%
2	Female	1347	<div></div> 50.1%
9	Missing	2	0.1%

Warning: these figures indicate the number of cases found in the data file. They cannot be interpreted as summary statistics of the population of interest.

as115a03: 15.How many children are in the family? Please fill out the following blanks according to each sibling's (and your own) order in the family :Year of Birth (Republic of China)

Information	[Type= continuous] [Format=numeric] [Range= 0-99] [Missing=*]		
Statistics [NW/ W]	[Valid=2690 /-] [Invalid=0 /-]		
Value	Label	Cases	Percentage
0	Not Applicable	1	<div></div> 10.0%
99	Missing	9	<div></div> 90.0%

Warning: these figures indicate the number of cases found in the data file. They cannot be interpreted as summary statistics of the population of interest.

as115a04: 15.How many children are in the family? Please fill out the following blanks according to each sibling's (and your own) order in the family :Current Level of Education

Information	[Type= discrete] [Format=numeric] [Range= 0-9] [Missing=*]		
Statistics [NW/ W]	[Valid=2690 /-] [Invalid=0 /-]		
Value	Label	Cases	Percentage
0	Not Applicable	2	0.1%
1	Kindergarten	0	
2	Elementary	6	0.2%
3	Junior high school	1710	<div></div> 63.6%
4	Senior high school	496	<div></div> 18.4%
5	Vocational senior high school	228	<div></div> 8.5%
6	Junior College (2 and 5 years)	118	<div></div> 4.4%
7	University	107	<div></div> 4.0%
8	Graduate School	16	0.6%
9	Missing	7	0.3%

Warning: these figures indicate the number of cases found in the data file. They cannot be interpreted as summary statistics of the population of interest.

as115a05: 15.How many children are in the family? Please fill out the following blanks according to each sibling's (and your own) order in the family :Reside with you?

Information	[Type= discrete] [Format=numeric] [Range= 0-9] [Missing=*]		
Statistics [NW/ W]	[Valid=2690 /-] [Invalid=0 /-]		
Value	Label	Cases	Percentage
0	Not Applicable	2	0.1%
1	Yes	2504	<div></div> 93.1%
2	No	178	<div></div> 6.6%
9	Missing	6	0.2%

Warning: these figures indicate the number of cases found in the data file. They cannot be interpreted as summary statistics of the population of interest.

as115a06: 15.How many children are in the family? Please fill out the following blanks according to each sibling's (and your own) order in the family :Marital Status

Information	[Type= discrete] [Format=numeric] [Range= 0-9] [Missing=*]		
--------------------	--	--	--

as115a06: 15.How many children are in the family? Please fill out the following blanks according to each sibling's (and your own) order in the family :Marital Status

Statistics [NW/ W]	[Valid=2690 /-] [Invalid=0 /-]
---------------------------	--------------------------------

Value	Label	Cases	Percentage
0	Not Applicable	2	0.1%
1	Married	51	1.9%
2	Single	2627	97.7%
9	Missing	10	0.4%

Warning: these figures indicate the number of cases found in the data file. They cannot be interpreted as summary statistics of the population of interest.

as115b01: 15.How many children are in the family? Please fill out the following blanks according to each sibling's (and your own) order in the family :Second child : His/her relationship with you

Information	[Type= discrete] [Format=numeric] [Range= 0-9] [Missing=*]
--------------------	--

Statistics [NW/ W]	[Valid=2690 /-] [Invalid=0 /-]
---------------------------	--------------------------------

Value	Label	Cases	Percentage
0	Not Applicable	159	5.9%
1	Older brother	233	8.7%
2	Older sister	335	12.5%
3	Younger brother	527	19.6%
4	Younger sister	473	17.6%
5	Self	962	35.8%
9	Missing	1	0.0%

Warning: these figures indicate the number of cases found in the data file. They cannot be interpreted as summary statistics of the population of interest.

as115b02: 15.How many children are in the family? Please fill out the following blanks according to each sibling's (and your own) order in the family :Gender

Information	[Type= discrete] [Format=numeric] [Range= 0-9] [Missing=*]
--------------------	--

Statistics [NW/ W]	[Valid=2690 /-] [Invalid=0 /-]
---------------------------	--------------------------------

Value	Label	Cases	Percentage
0	Not Applicable	159	5.9%
1	Male	1248	46.4%
2	Female	1282	47.7%
9	Missing	1	0.0%

Warning: these figures indicate the number of cases found in the data file. They cannot be interpreted as summary statistics of the population of interest.

as115b03: 15.How many children are in the family? Please fill out the following blanks according to each sibling's (and your own) order in the family :Year of Birth (Republic of China)

Information	[Type= continuous] [Format=numeric] [Range= 0-99] [Missing=*]
--------------------	---

Statistics [NW/ W]	[Valid=2690 /-] [Invalid=0 /-]
---------------------------	--------------------------------

Value	Label	Cases	Percentage
0	Not Applicable	159	92.4%
99	Missing	13	7.6%

Warning: these figures indicate the number of cases found in the data file. They cannot be interpreted as summary statistics of the population of interest.

as115b04: 15.How many children are in the family? Please fill out the following blanks according to each sibling's (and your own) order in the family :Current Level of Education

Information	[Type= discrete] [Format=numeric] [Range= 0-9] [Missing=*]
--------------------	--

Statistics [NW/ W]	[Valid=2690 /-] [Invalid=0 /-]
---------------------------	--------------------------------

as115b04: 15.How many children are in the family? Please fill out the following blanks according to each sibling's (and your own) order in the family :Current Level of Education

Value	Label	Cases	Percentage
0	Not Applicable	176	6.5%
1	Kindergarten	45	1.7%
2	Elementary	926	34.4%
3	Junior high school	1182	43.9%
4	Senior high school	175	6.5%
5	Vocational senior high school	89	3.3%
6	Junior College (2 and 5 years)	44	1.6%
7	University	45	1.7%
8	Graduate School	2	0.1%
9	Missing	6	0.2%

Warning: these figures indicate the number of cases found in the data file. They cannot be interpreted as summary statistics of the population of interest.

as115b05: 15.How many children are in the family? Please fill out the following blanks according to each sibling's (and your own) order in the family :Reside with you?

Information	[Type= discrete] [Format=numeric] [Range= 0-9] [Missing=*]		
Statistics [NW/ W]	[Valid=2690 /-] [Invalid=0 /-]		
Value	Label	Cases	Percentage
0	Not Applicable	159	5.9%
1	Yes	2405	89.4%
2	No	117	4.3%
9	Missing	9	0.3%

Warning: these figures indicate the number of cases found in the data file. They cannot be interpreted as summary statistics of the population of interest.

as115b06: 15.How many children are in the family? Please fill out the following blanks according to each sibling's (and your own) order in the family :Marital Status

Information	[Type= discrete] [Format=numeric] [Range= 0-9] [Missing=*]		
Statistics [NW/ W]	[Valid=2690 /-] [Invalid=0 /-]		
Value	Label	Cases	Percentage
0	Not Applicable	159	5.9%
1	Married	25	0.9%
2	Single	2499	92.9%
9	Missing	7	0.3%

Warning: these figures indicate the number of cases found in the data file. They cannot be interpreted as summary statistics of the population of interest.

as115c01: 15.How many children are in the family? Please fill out the following blanks according to each sibling's (and your own) order in the family :Third child : His/her relationship with you

Information	[Type= discrete] [Format=numeric] [Range= 0-9] [Missing=*]		
Statistics [NW/ W]	[Valid=2690 /-] [Invalid=0 /-]		
Value	Label	Cases	Percentage
0	Not Applicable	1340	49.8%
1	Older brother	48	1.8%
2	Older sister	100	3.7%
3	Younger brother	438	16.3%
4	Younger sister	352	13.1%
5	Self	410	15.2%

as115c01: 15.How many children are in the family? Please fill out the following blanks according to each sibling's (and your own) order in the family :Third child : His/her relationship with you

Value	Label	Cases	Percentage
9	Missing	2	0.1%

Warning: these figures indicate the number of cases found in the data file. They cannot be interpreted as summary statistics of the population of interest.

as115c02: 15.How many children are in the family? Please fill out the following blanks according to each sibling's (and your own) order in the family :Gender

Information	[Type= discrete] [Format=numeric] [Range= 0-9] [Missing=*]
Statistics [NW/ W]	[Valid=2690 /-] [Invalid=0 /-]

Value	Label	Cases	Percentage
0	Not Applicable	1340	49.8%
1	Male	686	25.5%
2	Female	662	24.6%
9	Missing	2	0.1%

Warning: these figures indicate the number of cases found in the data file. They cannot be interpreted as summary statistics of the population of interest.

as115c03: 15.How many children are in the family? Please fill out the following blanks according to each sibling's (and your own) order in the family :Year of Birth(Republic of China)

Information	[Type= continuous] [Format=numeric] [Range= 0-99] [Missing=*]
Statistics [NW/ W]	[Valid=2690 /-] [Invalid=0 /-]

Value	Label	Cases	Percentage
0	Not Applicable	1340	99.2%
99	Missing	11	0.8%

Warning: these figures indicate the number of cases found in the data file. They cannot be interpreted as summary statistics of the population of interest.

as115c04: 15.How many children are in the family? Please fill out the following blanks according to each sibling's (and your own) order in the family :Current Level of Education

Information	[Type= discrete] [Format=numeric] [Range= 0-9] [Missing=*]
Statistics [NW/ W]	[Valid=2690 /-] [Invalid=0 /-]

Value	Label	Cases	Percentage
0	Not Applicable	1394	51.8%
1	Kindergarten	142	5.3%
2	Elementary	585	21.7%
3	Junior high school	466	17.3%
4	Senior high school	50	1.9%
5	Vocational senior high school	23	0.9%
6	Junior College (2 and 5 years)	13	0.5%
7	University	9	0.3%
8	Graduate School	2	0.1%
9	Missing	6	0.2%

Warning: these figures indicate the number of cases found in the data file. They cannot be interpreted as summary statistics of the population of interest.

as115c05: 15.How many children are in the family? Please fill out the following blanks according to each sibling's (and your own) order in the family :Reside with you?

Information	[Type= discrete] [Format=numeric] [Range= 0-9] [Missing=*]
Statistics [NW/ W]	[Valid=2690 /-] [Invalid=0 /-]

Value	Label	Cases	Percentage
0	Not Applicable	1341	49.9%

as115c05: 15.How many children are in the family? Please fill out the following blanks according to each sibling's (and your own) order in the family :Reside with you?

Value	Label	Cases	Percentage
1	Yes	1290	48.0%
2	No	54	2.0%
9	Missing	5	0.2%

Warning: these figures indicate the number of cases found in the data file. They cannot be interpreted as summary statistics of the population of interest.

as115c06: 15.How many children are in the family? Please fill out the following blanks according to each sibling's (and your own) order in the family :Marital Status

Information	[Type= discrete] [Format=numeric] [Range= 0-9] [Missing=*]
Statistics [NW/ W]	[Valid=2690 /-] [Invalid=0 /-]

Value	Label	Cases	Percentage
0	Not Applicable	1341	49.9%
1	Married	17	0.6%
2	Single	1328	49.4%
9	Missing	4	0.1%

Warning: these figures indicate the number of cases found in the data file. They cannot be interpreted as summary statistics of the population of interest.

as115d01: 15.How many children are in the family? Please fill out the following blanks according to each sibling's (and your own) order in the family :Fourth child : His/her relationship with you

Information	[Type= discrete] [Format=numeric] [Range= 0-9] [Missing=*]
Statistics [NW/ W]	[Valid=2690 /-] [Invalid=0 /-]

Value	Label	Cases	Percentage
0	Not Applicable	2336	86.8%
1	Older brother	13	0.5%
2	Older sister	24	0.9%
3	Younger brother	116	4.3%
4	Younger sister	89	3.3%
5	Self	111	4.1%
9	Missing	1	0.0%

Warning: these figures indicate the number of cases found in the data file. They cannot be interpreted as summary statistics of the population of interest.

as115d02: 15.How many children are in the family? Please fill out the following blanks according to each sibling's (and your own) order in the family :Gender

Information	[Type= discrete] [Format=numeric] [Range= 0-9] [Missing=*]
Statistics [NW/ W]	[Valid=2690 /-] [Invalid=0 /-]

Value	Label	Cases	Percentage
0	Not Applicable	2336	86.8%
1	Male	189	7.0%
2	Female	164	6.1%
9	Missing	1	0.0%

Warning: these figures indicate the number of cases found in the data file. They cannot be interpreted as summary statistics of the population of interest.

as115d03: 15.How many children are in the family? Please fill out the following blanks according to each sibling's (and your own) order in the family :Year of Birth(Republic of China)

Information	[Type= continuous] [Format=numeric] [Range= 0-99] [Missing=*]
Statistics [NW/ W]	[Valid=2690 /-] [Invalid=0 /-]

as115d03: 15.How many children are in the family? Please fill out the following blanks according to each sibling's (and your own) order in the family :Year of Birth(Republic of China)

Value	Label	Cases	Percentage
0	Not Applicable	2336	<div><div></div></div> 100.0%
99	Missing	1	0.0%

Warning: these figures indicate the number of cases found in the data file. They cannot be interpreted as summary statistics of the population of interest.

as115d04: 15.How many children are in the family? Please fill out the following blanks according to each sibling's (and your own) order in the family :Current Level of Education

Information	[Type= discrete] [Format=numeric] [Range= 0-9] [Missing=*]
Statistics [NW/ W]	[Valid=2690 /-] [Invalid=0 /-]

Value	Label	Cases	Percentage
0	Not Applicable	2361	<div><div></div></div> 87.8%
1	Kindergarten	50	<div><div></div></div> 1.9%
2	Elementary	125	<div><div></div></div> 4.6%
3	Junior high school	130	<div><div></div></div> 4.8%
4	Senior high school	8	<div><div></div></div> 0.3%
5	Vocational senior high school	5	<div><div></div></div> 0.2%
6	Junior College (2 and 5 years)	4	<div><div></div></div> 0.1%
7	University	1	<div><div></div></div> 0.0%
8	Graduate School	1	<div><div></div></div> 0.0%
9	Missing	5	<div><div></div></div> 0.2%

Warning: these figures indicate the number of cases found in the data file. They cannot be interpreted as summary statistics of the population of interest.

as115d05: 15.How many children are in the family? Please fill out the following blanks according to each sibling's (and your own) order in the family :Reside with you?

Information	[Type= discrete] [Format=numeric] [Range= 0-9] [Missing=*]
Statistics [NW/ W]	[Valid=2690 /-] [Invalid=0 /-]

Value	Label	Cases	Percentage
0	Not Applicable	2337	<div><div></div></div> 86.9%
1	Yes	329	<div><div></div></div> 12.2%
2	No	22	<div><div></div></div> 0.8%
9	Missing	2	<div><div></div></div> 0.1%

Warning: these figures indicate the number of cases found in the data file. They cannot be interpreted as summary statistics of the population of interest.

as115d06: 15.How many children are in the family? Please fill out the following blanks according to each sibling's (and your own) order in the family :Marital Status

Information	[Type= discrete] [Format=numeric] [Range= 0-9] [Missing=*]
Statistics [NW/ W]	[Valid=2690 /-] [Invalid=0 /-]

Value	Label	Cases	Percentage
0	Not Applicable	2337	<div><div></div></div> 86.9%
1	Married	6	<div><div></div></div> 0.2%
2	Single	344	<div><div></div></div> 12.8%
9	Missing	3	<div><div></div></div> 0.1%

Warning: these figures indicate the number of cases found in the data file. They cannot be interpreted as summary statistics of the population of interest.

as115e01: 15.How many children are in the family? Please fill out the following blanks according to each sibling's (and your own) order in the family :Fifth child : His/her relationship with you

Information	[Type= discrete] [Format=numeric] [Range= 0-9] [Missing=*]
--------------------	--

as115e01: 15.How many children are in the family? Please fill out the following blanks according to each sibling's (and your own) order in the family :Fifth child : His/her relationship with you

Statistics [NW/ W] [Valid=2690 /-] [Invalid=0 /-]

Value	Label	Cases	Percentage
0	Not Applicable	2603	96.8%
1	Older brother	6	0.2%
2	Older sister	5	0.2%
3	Younger brother	28	1.0%
4	Younger sister	21	0.8%
5	Self	25	0.9%
9	Missing	2	0.1%

Warning: these figures indicate the number of cases found in the data file. They cannot be interpreted as summary statistics of the population of interest.

as115e02: 15.How many children are in the family? Please fill out the following blanks according to each sibling's (and your own) order in the family :Gender

Information [Type= discrete] [Format=numeric] [Range= 0-9] [Missing=*]

Statistics [NW/ W] [Valid=2690 /-] [Invalid=0 /-]

Value	Label	Cases	Percentage
0	Not Applicable	2603	96.8%
1	Male	44	1.6%
2	Female	41	1.5%
9	Missing	2	0.1%

Warning: these figures indicate the number of cases found in the data file. They cannot be interpreted as summary statistics of the population of interest.

as115e03: 15.How many children are in the family? Please fill out the following blanks according to each sibling's (and your own) order in the family :Year of Birth(Republic of China)

Information [Type= discrete] [Format=numeric] [Range= 0-99] [Missing=*]

Statistics [NW/ W] [Valid=2690 /-] [Invalid=0 /-]

Value	Label	Cases	Percentage
0	Not Applicable	2603	96.8%
61		1	0.0%
69		1	0.0%
71		1	0.0%
72		2	0.1%
73		4	0.1%
74		2	0.1%
75		5	0.2%
76		24	0.9%
77		4	0.1%
78		6	0.2%
79		7	0.3%
80		5	0.2%
81		2	0.1%
82		3	0.1%
83		2	0.1%
84		1	0.0%
85		5	0.2%
86		3	0.1%

as115e03: 15.How many children are in the family? Please fill out the following blanks according to each sibling's (and your own) order in the family :Year of Birth(Republic of China)

Value	Label	Cases	Percentage
87		2	0.1%
88		3	0.1%
89		1	0.0%
99	Missing	3	0.1%

Warning: these figures indicate the number of cases found in the data file. They cannot be interpreted as summary statistics of the population of interest.

as115e04: 15.How many children are in the family? Please fill out the following blanks according to each sibling's (and your own) order in the family :Current Level of Education

Information	[Type= discrete] [Format=numeric] [Range= 0-9] [Missing=*]
Statistics [NW/ W]	[Valid=2690 /-] [Invalid=0 /-]

Value	Label	Cases	Percentage
0	Not Applicable	2612	97.1%
1	Kindergarten	9	0.3%
2	Elementary	30	1.1%
3	Junior high school	31	1.2%
4	Senior high school	4	0.1%
5	Vocational senior high school	0	
6	Junior College (2 and 5 years)	1	0.0%
7	University	1	0.0%
8	Graduate School	0	
9	Missing	2	0.1%

Warning: these figures indicate the number of cases found in the data file. They cannot be interpreted as summary statistics of the population of interest.

as115e05: 15.How many children are in the family? Please fill out the following blanks according to each sibling's (and your own) order in the family :Reside with you?

Information	[Type= discrete] [Format=numeric] [Range= 0-9] [Missing=*]
Statistics [NW/ W]	[Valid=2690 /-] [Invalid=0 /-]

Value	Label	Cases	Percentage
0	Not Applicable	2603	96.8%
1	Yes	78	2.9%
2	No	7	0.3%
9	Missing	2	0.1%

Warning: these figures indicate the number of cases found in the data file. They cannot be interpreted as summary statistics of the population of interest.

as115e06: 15.How many children are in the family? Please fill out the following blanks according to each sibling's (and your own) order in the family :Marital Status

Information	[Type= discrete] [Format=numeric] [Range= 0-9] [Missing=*]
Statistics [NW/ W]	[Valid=2690 /-] [Invalid=0 /-]

Value	Label	Cases	Percentage
0	Not Applicable	2603	96.8%
1	Married	1	0.0%
2	Single	84	3.1%
9	Missing	2	0.1%

Warning: these figures indicate the number of cases found in the data file. They cannot be interpreted as summary statistics of the population of interest.

as115f01: 15.How many children are in the family? Please fill out the following blanks according to each sibling's (and your own) order in the family :Sixth child : His/her relationship with you

Information	[Type= discrete] [Format=numeric] [Range= 0-9] [Missing=*]
Statistics [NW/ W]	[Valid=2690 /-] [Invalid=0 /-]

Value	Label	Cases	Percentage
0	Not Applicable	2666	99.1%
1	Older brother	0	
2	Older sister	0	
3	Younger brother	6	0.2%
4	Younger sister	6	0.2%
5	Self	10	0.4%
9	Missing	2	0.1%

Warning: these figures indicate the number of cases found in the data file. They cannot be interpreted as summary statistics of the population of interest.

as115f02: 15.How many children are in the family? Please fill out the following blanks according to each sibling's (and your own) order in the family :Gender

Information	[Type= discrete] [Format=numeric] [Range= 0-9] [Missing=*]
Statistics [NW/ W]	[Valid=2690 /-] [Invalid=0 /-]

Value	Label	Cases	Percentage
0	Not Applicable	2666	99.1%
1	Male	11	0.4%
2	Female	11	0.4%
9	Missing	2	0.1%

Warning: these figures indicate the number of cases found in the data file. They cannot be interpreted as summary statistics of the population of interest.

as115f03: 15.How many children are in the family? Please fill out the following blanks according to each sibling's (and your own) order in the family :Year of Birth(Republic of China)

Information	[Type= discrete] [Format=numeric] [Range= 0-99] [Missing=*]
Statistics [NW/ W]	[Valid=2690 /-] [Invalid=0 /-]


Value	Label	Cases	Percentage
0	Not Applicable	2666	99.1%
75		6	0.2%
76		5	0.2%
77		1	0.0%
78		1	0.0%
82		2	0.1%
84		2	0.1%
85		1	0.0%
86		1	0.0%
87		1	0.0%
88		2	0.1%
99	Missing	2	0.1%

Warning: these figures indicate the number of cases found in the data file. They cannot be interpreted as summary statistics of the population of interest.

as115f04: 15.How many children are in the family? Please fill out the following blanks according to each sibling's (and your own) order in the family :Current Level of Education

Information	[Type= discrete] [Format=numeric] [Range= 0-9] [Missing=*]
Statistics [NW/ W]	[Valid=2690 /-] [Invalid=0 /-]


as115f04: 15.How many children are in the family? Please fill out the following blanks according to each sibling's (and your own) order in the family :Current Level of Education

Value	Label	Cases	Percentage
0	Not Applicable	2670	 99.3%
1	Kindergarten	3	0.1%
2	Elementary	4	0.1%
3	Junior high school	11	0.4%
4	Senior high school	0	
5	Vocational senior high school	0	
6	Junior College (2 and 5 years)	0	
7	University	0	
8	Graduate School	0	
9	Missing	2	0.1%

Warning: these figures indicate the number of cases found in the data file. They cannot be interpreted as summary statistics of the population of interest.

as115f05: 15.How many children are in the family? Please fill out the following blanks according to each sibling's (and your own) order in the family :Reside with you?

Information	[Type= discrete] [Format=numeric] [Range= 0-9] [Missing=*]
Statistics [NW/ W]	[Valid=2690 /-] [Invalid=0 /-]

Value	Label	Cases	Percentage
0	Not Applicable	2666	 99.1%
1	Yes	21	0.8%
2	No	1	0.0%
9	Missing	2	0.1%

Warning: these figures indicate the number of cases found in the data file. They cannot be interpreted as summary statistics of the population of interest.

as115f06: 15.How many children are in the family? Please fill out the following blanks according to each sibling's (and your own) order in the family :Marital Status





Information	[Type= discrete] [Format=numeric] [Range= 0-9] [Missing=*]
Statistics [NW/ W]	[Valid=2690 /-] [Invalid=0 /-]

Value	Label	Cases	Percentage
0	Not Applicable	2666	 99.1%
1	Married	0	
2	Single	22	0.8%
9	Missing	2	0.1%

Warning: these figures indicate the number of cases found in the data file. They cannot be interpreted as summary statistics of the population of interest.




as116000: 16.Do your parents discuss your older siblings' academic experience with you?

Information	[Type= discrete] [Format=numeric] [Range= 0-9] [Missing=*]
Statistics [NW/ W]	[Valid=2690 /-] [Invalid=0 /-]




















Value	Label	Cases	Percentage
0	Without siblings(Please Skip to quest17)	1159	 43.1%
1	Often	296	 11.0%
2	Sometimes	873	 32.5%
3	Never	357	 13.3%
9	Missing	5	0.2%

Warning: these figures indicate the number of cases found in the data file. They cannot be interpreted as summary statistics of the population of interest.

# as116a00: 16a.Do you feel stressful due to the academic experiences of your older siblings?			
Information	[Type= discrete] [Format=numeric] [Range= 0-9] [Missing=*]		
Statistics [NW/ W]	[Valid=2690 /-] [Invalid=0 /-]		
Value	Label	Cases	Percentage
0	Skip	1159	<div></div> 43.1%
1	Yes, a lot of stress	154	<div></div> 5.7%
2	Yes, a little stress	757	<div></div> 28.1%
3	No, not at all	612	<div></div> 22.8%
9	Missing	8	<div></div> 0.3%
Warning: these figures indicate the number of cases found in the data file. They cannot be interpreted as summary statistics of the population of interest.			
# as116b00: 16b.How often do you find your older sibling's academic experiences helpful to you?			
Information	[Type= discrete] [Format=numeric] [Range= 0-9] [Missing=*]		
Statistics [NW/ W]	[Valid=2690 /-] [Invalid=0 /-]		
Value	Label	Cases	Percentage
0	Skip	1159	<div></div> 43.1%
1	Yes, a lot of help	216	<div></div> 8.0%
2	Yes, a little help	915	<div></div> 34.0%
3	No, no help at all	392	<div></div> 14.6%
9	Missing	8	<div></div> 0.3%
Warning: these figures indicate the number of cases found in the data file. They cannot be interpreted as summary statistics of the population of interest.			
# as117000: 17.Do your parents talk to you about your relatives' (e.g. cousins) school grades?			
Information	[Type= discrete] [Format=numeric] [Range= 1-9] [Missing=*]		
Statistics [NW/ W]	[Valid=2690 /-] [Invalid=0 /-]		
Value	Label	Cases	Percentage
1	Often	607	<div></div> 22.6%
2	Sometimes	1432	<div></div> 53.2%
3	Never	619	<div></div> 23.0%
9	Missing	32	<div></div> 1.2%
Warning: these figures indicate the number of cases found in the data file. They cannot be interpreted as summary statistics of the population of interest.			
# as117a00: 17a.Do you feel stressful due to the academic experiences of relatives?			
Information	[Type= discrete] [Format=numeric] [Range= 1-9] [Missing=*]		
Statistics [NW/ W]	[Valid=2690 /-] [Invalid=0 /-]		
Value	Label	Cases	Percentage
1	Yes, a lot of stress	262	<div></div> 9.7%
2	Yes, a little stress	1164	<div></div> 43.3%
3	No, not at all	1227	<div></div> 45.6%
9	Missing	37	<div></div> 1.4%
Warning: these figures indicate the number of cases found in the data file. They cannot be interpreted as summary statistics of the population of interest.			
# as117b00: 17b.Do you find the academic experiences of relatives that your parents talk about helpful?			
Information	[Type= discrete] [Format=numeric] [Range= 1-9] [Missing=*]		
Statistics [NW/ W]	[Valid=2690 /-] [Invalid=0 /-]		
Value	Label	Cases	Percentage
1	Yes, a lot of help	144	<div></div> 5.4%
2	Yes, a little help	1253	<div></div> 46.6%

# as117b00: 17b.Do you find the academic experiences of relatives that your parents talk about helpful?			
Value	Label	Cases	Percentage
3	No, no help at all	1255	 46.7%
9	Missing	38	 1.4%
Warning: these figures indicate the number of cases found in the data file. They cannot be interpreted as summary statistics of the population of interest.			
# as118000: 18.In your opinion, do you think your parents are happy with their marriage?			
Information	[Type= discrete] [Format=numeric] [Range= 0-9] [Missing=*]		
Statistics [NW/ W]	[Valid=2690 /-] [Invalid=0 /-]		
Value	Label	Cases	Percentage
0	Not Applicable	10	 0.4%
1	Very happy	873	 32.5%
2	Happy	872	 32.4%
3	Average	733	 27.2%
4	Unhappy	111	 4.1%
5	Very unhappy	80	 3.0%
9	Missing	11	 0.4%
Warning: these figures indicate the number of cases found in the data file. They cannot be interpreted as summary statistics of the population of interest.			
# as119000: 19.Do they often have disagreements or arguments?			
Information	[Type= discrete] [Format=numeric] [Range= 0-9] [Missing=*]		
Statistics [NW/ W]	[Valid=2690 /-] [Invalid=0 /-]		
Value	Label	Cases	Percentage
0	Not Applicable	12	 0.4%
1	Often	129	 4.8%
2	Sometimes	567	 21.1%
3	Once in a while	1409	 52.4%
4	Almost never	566	 21.0%
9	Missing	7	 0.3%
Warning: these figures indicate the number of cases found in the data file. They cannot be interpreted as summary statistics of the population of interest.			
# as120000: 20.Since you entered junior high, have your parents asked you to attend after-school tutoring (e.g. cram school, private tutor, etc)?			
Information	[Type= discrete] [Format=numeric] [Range= 1-9] [Missing=*]		
Statistics [NW/ W]	[Valid=2690 /-] [Invalid=0 /-]		
Value	Label	Cases	Percentage
1	Yes	1998	 74.3%
2	No	690	 25.7%
9	Missing	2	 0.1%
Warning: these figures indicate the number of cases found in the data file. They cannot be interpreted as summary statistics of the population of interest.			
# as121000: 21.Have you ever had conflicts with your parents about tutoring?			
Information	[Type= discrete] [Format=numeric] [Range= 1-9] [Missing=*]		
Statistics [NW/ W]	[Valid=2690 /-] [Invalid=0 /-]		
Value	Label	Cases	Percentage
1	Serious conflict	106	 3.9%
2	Some conflict	974	 36.2%
3	No conflict	1606	 59.7%

# as121000: 21. Have you ever had conflicts with your parents about tutoring?			
Value	Label	Cases	Percentage
9	Missing	4	0.1%
Warning: these figures indicate the number of cases found in the data file. They cannot be interpreted as summary statistics of the population of interest.			
# as122000: 22. How does your family's financial status affect your development?			
Information	[Type= discrete] [Format=numeric] [Range= 1-9] [Missing=*]		
Statistics [NW/ W]	[Valid=2690 /-] [Invalid=0 /-]		
Value	Label	Cases	Percentage
1	A lot helpful	473	<div></div> 17.6%
2	Somewhat helps	937	<div></div> 34.8%
3	Not influential	745	<div></div> 27.7%
4	Somewhat restrictive	463	<div></div> 17.2%
5	A lot restrictive	66	<div></div> 2.5%
9	Missing	6	0.2%
Warning: these figures indicate the number of cases found in the data file. They cannot be interpreted as summary statistics of the population of interest.			

# as123001: 23.Please tell us your opinions regarding the importance of the following values: (1) Fulfilling filial duties			
Information	[Type= discrete] [Format=numeric] [Range= 1-9] [Missing=*]		
Statistics [NW/ W]	[Valid=2690 /-] [Invalid=0 /-]		
Value	Label	Cases	Percentage
1	Extremely important	1920	 71.4%
2	Very important	631	 23.5%
3	Somewhat important	133	 4.9%
4	Not important	6	 0.2%
9	Missing	0	
<i>Warning: these figures indicate the number of cases found in the data file. They cannot be interpreted as summary statistics of the population of interest.</i>			
# as123002: 23.Please tell us your opinions regarding the importance of the following values: (2) Keeping clothes clean			
Information	[Type= discrete] [Format=numeric] [Range= 1-9] [Missing=*]		
Statistics [NW/ W]	[Valid=2690 /-] [Invalid=0 /-]		
Value	Label	Cases	Percentage
1	Extremely important	1354	 50.3%
2	Very important	1092	 40.6%
3	Somewhat important	233	 8.7%
4	Not important	10	 0.4%
9	Missing	1	 0.0%
<i>Warning: these figures indicate the number of cases found in the data file. They cannot be interpreted as summary statistics of the population of interest.</i>			
# as123003: 23.Please tell us your opinions regarding the importance of the following values: (3) Being polite to adults			
Information	[Type= discrete] [Format=numeric] [Range= 1-9] [Missing=*]		
Statistics [NW/ W]	[Valid=2690 /-] [Invalid=0 /-]		
Value	Label	Cases	Percentage
1	Extremely important	1527	 56.8%
2	Very important	935	 34.8%
3	Somewhat important	211	 7.8%
4	Not important	15	 0.6%
9	Missing	2	 0.1%
<i>Warning: these figures indicate the number of cases found in the data file. They cannot be interpreted as summary statistics of the population of interest.</i>			
# as123004: 23.Please tell us your opinions regarding the importance of the following values: (4) Obeying parents and teachers			
Information	[Type= discrete] [Format=numeric] [Range= 1-9] [Missing=*]		
Statistics [NW/ W]	[Valid=2690 /-] [Invalid=0 /-]		
Value	Label	Cases	Percentage
1	Extremely important	1283	 47.7%
2	Very important	1046	 38.9%
3	Somewhat important	329	 12.2%
4	Not important	27	 1.0%
9	Missing	5	 0.2%
<i>Warning: these figures indicate the number of cases found in the data file. They cannot be interpreted as summary statistics of the population of interest.</i>			
# as123005: 23.Please tell us your opinions regarding the importance of the following values: (5) Keeping things organized			
Information	[Type= discrete] [Format=numeric] [Range= 1-9] [Missing=*]		

# as123005: 23.Please tell us your opinions regarding the importance of the following values: (5) Keeping things organized			
Statistics [NW/ W]		[Valid=2690 /-] [Invalid=0 /-]	
Value	Label	Cases	Percentage
1	Extremely important	1087	40.4%
2	Very important	1146	42.6%
3	Somewhat important	415	15.4%
4	Not important	39	1.4%
9	Missing	3	0.1%
<i>Warning: these figures indicate the number of cases found in the data file. They cannot be interpreted as summary statistics of the population of interest.</i>			
# as123006: 23.Please tell us your opinions regarding the importance of the following values: (6) Being a good student			
Information		[Type= discrete] [Format=numeric] [Range= 1-9] [Missing=*]	
Statistics [NW/ W]		[Valid=2690 /-] [Invalid=0 /-]	
Value	Label	Cases	Percentage
1	Extremely important	1442	53.6%
2	Very important	945	35.1%
3	Somewhat important	265	9.9%
4	Not important	36	1.3%
9	Missing	2	0.1%
<i>Warning: these figures indicate the number of cases found in the data file. They cannot be interpreted as summary statistics of the population of interest.</i>			
# as123007: 23.Please tell us your opinions regarding the importance of the following values: (7) Behaving properly			
Information		[Type= discrete] [Format=numeric] [Range= 1-9] [Missing=*]	
Statistics [NW/ W]		[Valid=2690 /-] [Invalid=0 /-]	
Value	Label	Cases	Percentage
1	Extremely important	1304	48.5%
2	Very important	1062	39.5%
3	Somewhat important	299	11.1%
4	Not important	21	0.8%
9	Missing	4	0.1%
<i>Warning: these figures indicate the number of cases found in the data file. They cannot be interpreted as summary statistics of the population of interest.</i>			
# as123008: 23.Please tell us your opinions regarding the importance of the following values: (8) Modest, not desiring attention			
Information		[Type= discrete] [Format=numeric] [Range= 1-9] [Missing=*]	
Statistics [NW/ W]		[Valid=2690 /-] [Invalid=0 /-]	
Value	Label	Cases	Percentage
1	Extremely important	751	27.9%
2	Very important	944	35.1%
3	Somewhat important	758	28.2%
4	Not important	232	8.6%
9	Missing	5	0.2%
<i>Warning: these figures indicate the number of cases found in the data file. They cannot be interpreted as summary statistics of the population of interest.</i>			
# as123009: 23.Please tell us your opinions regarding the importance of the following values: (9) Living thriftily			
Information		[Type= discrete] [Format=numeric] [Range= 1-9] [Missing=*]	
Statistics [NW/ W]		[Valid=2690 /-] [Invalid=0 /-]	

# as123009: 23.Please tell us your opinions regarding the importance of the following values: (9) Living thriftily			
Value	Label	Cases	Percentage
1	Extremely important	1047	<div><div></div></div> 38.9%
2	Very important	1029	<div><div></div></div> 38.3%
3	Somewhat important	556	<div><div></div></div> 20.7%
4	Not important	57	<div><div></div></div> 2.1%
9	Missing	1	<div><div></div></div> 0.0%
Warning: these figures indicate the number of cases found in the data file. They cannot be interpreted as summary statistics of the population of interest.			
# as123010: 23.Please tell us your opinions regarding the importance of the following values: (10) Being able to tolerate stressful circumstances			
Information	[Type= discrete] [Format=numeric] [Range= 1-9] [Missing=*]		
Statistics [NW/ W]	[Valid=2690 /-] [Invalid=0 /-]		
Value	Label	Cases	Percentage
1	Extremely important	954	<div><div></div></div> 35.5%
2	Very important	995	<div><div></div></div> 37.0%
3	Somewhat important	640	<div><div></div></div> 23.8%
4	Not important	95	<div><div></div></div> 3.5%
9	Missing	6	<div><div></div></div> 0.2%
Warning: these figures indicate the number of cases found in the data file. They cannot be interpreted as summary statistics of the population of interest.			
# as123011: 23.Please tell us your opinions regarding the importance of the following values: (11) Expressing curiosity in many subjects/ideas/things			
Information	[Type= discrete] [Format=numeric] [Range= 1-9] [Missing=*]		
Statistics [NW/ W]	[Valid=2690 /-] [Invalid=0 /-]		
Value	Label	Cases	Percentage
1	Extremely important	504	<div><div></div></div> 18.7%
2	Very important	856	<div><div></div></div> 31.8%
3	Somewhat important	1070	<div><div></div></div> 39.8%
4	Not important	254	<div><div></div></div> 9.4%
9	Missing	6	<div><div></div></div> 0.2%
Warning: these figures indicate the number of cases found in the data file. They cannot be interpreted as summary statistics of the population of interest.			
# as123012: 23.Please tell us your opinions regarding the importance of the following values: (12) Being responsible			
Information	[Type= discrete] [Format=numeric] [Range= 1-9] [Missing=*]		
Statistics [NW/ W]	[Valid=2690 /-] [Invalid=0 /-]		
Value	Label	Cases	Percentage
1	Extremely important	1444	<div><div></div></div> 53.7%
2	Very important	947	<div><div></div></div> 35.2%
3	Somewhat important	273	<div><div></div></div> 10.1%
4	Not important	23	<div><div></div></div> 0.9%
9	Missing	3	<div><div></div></div> 0.1%
Warning: these figures indicate the number of cases found in the data file. They cannot be interpreted as summary statistics of the population of interest.			
# as123013: 23.Please tell us your opinions regarding the importance of the following values: (13) Being creative and imaginative			
Information	[Type= discrete] [Format=numeric] [Range= 1-9] [Missing=*]		
Statistics [NW/ W]	[Valid=2690 /-] [Invalid=0 /-]		

as123013: 23.Please tell us your opinions regarding the importance of the following values: (13) Being creative and imaginative

Value	Label	Cases	Percentage
1	Extremely important	657	24.4%
2	Very important	889	33.0%
3	Somewhat important	925	34.4%
4	Not important	218	8.1%
9	Missing	1	0.0%

Warning: these figures indicate the number of cases found in the data file. They cannot be interpreted as summary statistics of the population of interest.

as123014: 23.Please tell us your opinions regarding the importance of the following values: (14) Being self-sufficient and independent

Information	[Type= discrete] [Format=numeric] [Range= 1-9] [Missing=*]
Statistics [NW/ W]	[Valid=2690 /-] [Invalid=0 /-]

Value	Label	Cases	Percentage
1	Extremely important	1693	62.9%
2	Very important	791	29.4%
3	Somewhat important	173	6.4%
4	Not important	25	0.9%
9	Missing	8	0.3%

Warning: these figures indicate the number of cases found in the data file. They cannot be interpreted as summary statistics of the population of interest.

as123015: 23.Please tell us your opinions regarding the importance of the following values: (15) Investigating reasons for why things happen

Information	[Type= discrete] [Format=numeric] [Range= 1-9] [Missing=*]
Statistics [NW/ W]	[Valid=2690 /-] [Invalid=0 /-]

Value	Label	Cases	Percentage
1	Extremely important	740	27.5%
2	Very important	866	32.2%
3	Somewhat important	830	30.9%
4	Not important	244	9.1%
9	Missing	10	0.4%

Warning: these figures indicate the number of cases found in the data file. They cannot be interpreted as summary statistics of the population of interest.

as123016: 23.Please tell us your opinions regarding the importance of the following values: (16) Being amicable to classmates, friends, and other children

Information	[Type= discrete] [Format=numeric] [Range= 1-9] [Missing=*]
Statistics [NW/ W]	[Valid=2690 /-] [Invalid=0 /-]

Value	Label	Cases	Percentage
1	Extremely important	1329	49.4%
2	Very important	994	37.0%
3	Somewhat important	323	12.0%
4	Not important	43	1.6%
9	Missing	1	0.0%





Warning: these figures indicate the number of cases found in the data file. They cannot be interpreted as summary statistics of the population of interest.

as123017: 23.Please tell us your opinions regarding the importance of the following values: (17) Being thoughtful and considerate of others

Information	[Type= discrete] [Format=numeric] [Range= 1-9] [Missing=*]
-------------	--

as123017: 23.Please tell us your opinions regarding the importance of the following values: (17) Being thoughtful and considerate of others

Statistics [NW/ W] [Valid=2690 /-] [Invalid=0 /-]





Value	Label	Cases	Percentage
1	Extremely important	1301	 48.4%
2	Very important	1029	 38.3%
3	Somewhat important	314	 11.7%
4	Not important	42	 1.6%
9	Missing	4	0.1%

Warning: these figures indicate the number of cases found in the data file. They cannot be interpreted as summary statistics of the population of interest.

as123018: 23.Please tell us your opinions regarding the importance of the following values: (18) Getting along well with others

Information [Type= discrete] [Format=numeric] [Range= 1-9] [Missing=*]

Statistics [NW/ W] [Valid=2690 /-] [Invalid=0 /-]





Value	Label	Cases	Percentage
1	Extremely important	1573	 58.5%
2	Very important	926	 34.4%
3	Somewhat important	159	 5.9%
4	Not important	29	 1.1%
9	Missing	3	0.1%

Warning: these figures indicate the number of cases found in the data file. They cannot be interpreted as summary statistics of the population of interest.

as123019: 23.Please tell us your opinions regarding the importance of the following values: (19) Being humble towards others

Information [Type= discrete] [Format=numeric] [Range= 1-9] [Missing=*]

Statistics [NW/ W] [Valid=2690 /-] [Invalid=0 /-]




Value	Label	Cases	Percentage
1	Extremely important	1264	 47.0%
2	Very important	1049	 39.0%
3	Somewhat important	319	 11.9%
4	Not important	55	 2.0%
9	Missing	3	0.1%

Warning: these figures indicate the number of cases found in the data file. They cannot be interpreted as summary statistics of the population of interest.

as123020: 23.Please tell us your opinions regarding the importance of the following values: (20) Being trustworthy and honorable

Information [Type= discrete] [Format=numeric] [Range= 1-9] [Missing=*]

Statistics [NW/ W] [Valid=2690 /-] [Invalid=0 /-]

Value	Label	Cases	Percentage
1	Extremely important	1904	 70.8%
2	Very important	683	 25.4%
3	Somewhat important	89	 3.3%
4	Not important	11	0.4%
9	Missing	3	0.1%

Warning: these figures indicate the number of cases found in the data file. They cannot be interpreted as summary statistics of the population of interest.

as124000: 24.If your exam results are not good enough, would you lie to your parents about your score?

Information [Type= discrete] [Format=numeric] [Range= 1-9] [Missing=*]

# as124000: 24.If your exam results are not good enough, would you lie to your parents about your score?			
Statistics [NW/ W]	[Valid=2690 /-] [Invalid=0 /-]		
Value	Label	Cases	Percentage
1	Yes	533	<div><div></div></div> 19.8%
2	No	2155	<div><div></div></div> 80.1%
9	Missing	2	0.1%
Warning: these figures indicate the number of cases found in the data file. They cannot be interpreted as summary statistics of the population of interest.			
# as125000: 25.Have you ever cheated on tests?			
Information	[Type= discrete] [Format=numeric] [Range= 1-9] [Missing=*]		
Statistics [NW/ W]	[Valid=2690 /-] [Invalid=0 /-]		
Value	Label	Cases	Percentage
1	Yes	1116	<div><div></div></div> 41.5%
2	No	1571	<div><div></div></div> 58.4%
9	Missing	3	0.1%
Warning: these figures indicate the number of cases found in the data file. They cannot be interpreted as summary statistics of the population of interest.			
# as125a00: 25a.If your best friend asks you to help him cheat on an exam, will you do it?			
Information	[Type= discrete] [Format=numeric] [Range= 1-9] [Missing=*]		
Statistics [NW/ W]	[Valid=2690 /-] [Invalid=0 /-]		
Value	Label	Cases	Percentage
1	Yes	572	<div><div></div></div> 21.3%
2	No	2096	<div><div></div></div> 77.9%
9	Missing	22	0.8%
Warning: these figures indicate the number of cases found in the data file. They cannot be interpreted as summary statistics of the population of interest.			
# as126001: 26.How much do you agree with the following statements regarding gender roles? (1) Men should make the majority of important decisions in the family.			
Information	[Type= discrete] [Format=numeric] [Range= 1-9] [Missing=*]		
Statistics [NW/ W]	[Valid=2690 /-] [Invalid=0 /-]		
Value	Label	Cases	Percentage
1	Strongly Agree	103	<div><div></div></div> 3.8%
2	Agree	535	<div><div></div></div> 19.9%
3	Disagree	1508	<div><div></div></div> 56.1%
4	Strongly disagree	541	<div><div></div></div> 20.1%
9	Missing	3	0.1%
Warning: these figures indicate the number of cases found in the data file. They cannot be interpreted as summary statistics of the population of interest.			
# as126002: 26.How much do you agree with the following statements regarding gender roles? (2) It will be disadvantageous for preschool children if their mother goes out to work.			
Information	[Type= discrete] [Format=numeric] [Range= 1-9] [Missing=*]		
Statistics [NW/ W]	[Valid=2690 /-] [Invalid=0 /-]		
Value	Label	Cases	Percentage
1	Strongly Agree	140	<div><div></div></div> 5.2%
2	Agree	787	<div><div></div></div> 29.3%
3	Disagree	1319	<div><div></div></div> 49.0%
4	Strongly disagree	432	<div><div></div></div> 16.1%
9	Missing	12	0.4%






as126002: 26.How much do you agree with the following statements regarding gender roles? (2) It will be disadvantageous for preschool children if their mother goes out to work.

Warning: these figures indicate the number of cases found in the data file. They cannot be interpreted as summary statistics of the population of interest.

as126003: 26.How much do you agree with the following statements regarding gender roles? (3) A husband's responsibility is to earn money to support the family while a wife's responsibility is to take care of the family.

Information [Type= discrete] [Format=numeric] [Range= 1-9] [Missing=*]

Statistics [NW/ W] [Valid=2690 /-] [Invalid=0 /-]






Value	Label	Cases	Percentage
1	Strongly Agree	250	 9.3%
2	Agree	613	 22.8%
3	Disagree	1222	 45.4%
4	Strongly disagree	603	 22.4%
9	Missing	2	 0.1%

Warning: these figures indicate the number of cases found in the data file. They cannot be interpreted as summary statistics of the population of interest.

as126004: 26.How much do you agree with the following statements regarding gender roles? (4) During a recession, (married) female employees should be laid off first.

Information [Type= discrete] [Format=numeric] [Range= 1-9] [Missing=*]

Statistics [NW/ W] [Valid=2690 /-] [Invalid=0 /-]






Value	Label	Cases	Percentage
1	Strongly Agree	75	 2.8%
2	Agree	469	 17.4%
3	Disagree	1216	 45.2%
4	Strongly disagree	915	 34.0%
9	Missing	15	 0.6%

Warning: these figures indicate the number of cases found in the data file. They cannot be interpreted as summary statistics of the population of interest.

as126005: 26.How much do you agree with the following statements regarding gender roles? (5) In general, males are more suitable for managerial positions than females.

Information [Type= discrete] [Format=numeric] [Range= 1-9] [Missing=*]

Statistics [NW/ W] [Valid=2690 /-] [Invalid=0 /-]





Value	Label	Cases	Percentage
1	Strongly Agree	134	 5.0%
2	Agree	520	 19.3%
3	Disagree	1237	 46.0%
4	Strongly disagree	785	 29.2%
9	Missing	14	 0.5%

Warning: these figures indicate the number of cases found in the data file. They cannot be interpreted as summary statistics of the population of interest.

as126006: 26.How much do you agree with the following statements regarding gender roles? (6) It is common that both the husband and wife are employed.

Information [Type= discrete] [Format=numeric] [Range= 1-9] [Missing=*]

Statistics [NW/ W] [Valid=2690 /-] [Invalid=0 /-]

Value	Label	Cases	Percentage
1	Strongly Agree	863	 32.1%
2	Agree	1482	 55.1%
3	Disagree	296	 11.0%
4	Strongly disagree	44	 1.6%

as126006: 26.How much do you agree with the following statements regarding gender roles? (6) It is common that both the husband and wife are employed.

Value	Label	Cases	Percentage
9	Missing	5	0.2%

Warning: these figures indicate the number of cases found in the data file. They cannot be interpreted as summary statistics of the population of interest.

as126007: 26.How much do you agree with the following statements regarding gender roles? (7) If the wife would like to continue working after marriage, the husband should support her decision.

Information	[Type= discrete] [Format=numeric] [Range= 1-9] [Missing=*]
Statistics [NW/ W]	[Valid=2690 /-] [Invalid=0 /-]

Value	Label	Cases	Percentage
1	Strongly Agree	978	36.4%
2	Agree	1451	53.9%
3	Disagree	216	8.0%
4	Strongly disagree	36	1.3%
9	Missing	9	0.3%

Warning: these figures indicate the number of cases found in the data file. They cannot be interpreted as summary statistics of the population of interest.

as126008: 26.How much do you agree with the following statements regarding gender roles? (8)If the husband earns enough to support the family, the wife should stay home to take care of children

Information	[Type= discrete] [Format=numeric] [Range= 1-9] [Missing=*]
Statistics [NW/ W]	[Valid=2690 /-] [Invalid=0 /-]

Value	Label	Cases	Percentage
1	Strongly Agree	574	21.3%
2	Agree	1229	45.7%
3	Disagree	700	26.0%
4	Strongly disagree	179	6.7%
9	Missing	8	0.3%

Warning: these figures indicate the number of cases found in the data file. They cannot be interpreted as summary statistics of the population of interest.

as126009: 26.How much do you agree with the following statements regarding gender roles? (9) If the husband and wife both have a job, the husband should spend as much time caring for the children as his wife.

Information	[Type= discrete] [Format=numeric] [Range= 1-9] [Missing=*]
Statistics [NW/ W]	[Valid=2690 /-] [Invalid=0 /-]

Value	Label	Cases	Percentage
1	Strongly Agree	1154	42.9%
2	Agree	1195	44.4%
3	Disagree	284	10.6%
4	Strongly disagree	51	1.9%
9	Missing	6	0.2%



Warning: these figures indicate the number of cases found in the data file. They cannot be interpreted as summary statistics of the population of interest.

as126010: 26.How much do you agree with the following statements regarding gender roles? (10) If a conflict arises between work and family, wives should prioritize family over work.

Information	[Type= discrete] [Format=numeric] [Range= 1-9] [Missing=*]
Statistics [NW/ W]	[Valid=2690 /-] [Invalid=0 /-]

Value	Label	Cases	Percentage
1	Strongly Agree	658	24.5%
2	Agree	1399	52.0%





as126010: 26.How much do you agree with the following statements regarding gender roles? (10) If a conflict arises between work and family, wives should prioritize family over work.

Value	Label	Cases	Percentage
3	Disagree	485	 18.0%
4	Strongly disagree	143	 5.3%
9	Missing	5	0.2%

Warning: these figures indicate the number of cases found in the data file. They cannot be interpreted as summary statistics of the population of interest.

as127001: 27.How much do you agree on the following statements about family values? (1) Inherited land and assets should never be sold.





Information	[Type= discrete] [Format=numeric] [Range= 1-9] [Missing=*]
Statistics [NW/ W]	[Valid=2690 /-] [Invalid=0 /-]

Value	Label	Cases	Percentage
1	Strongly Agree	847	 31.5%
2	Agree	1246	 46.3%
3	Disagree	512	 19.0%
4	Strongly disagree	80	 3.0%
9	Missing	5	0.2%

Warning: these figures indicate the number of cases found in the data file. They cannot be interpreted as summary statistics of the population of interest.

as127002: 27.How much do you agree on the following statements about family values? (2) Every household needs a son to continue the family lineage.





Information	[Type= discrete] [Format=numeric] [Range= 1-9] [Missing=*]
Statistics [NW/ W]	[Valid=2690 /-] [Invalid=0 /-]

Value	Label	Cases	Percentage
1	Strongly Agree	257	 9.6%
2	Agree	676	 25.1%
3	Disagree	1197	 44.5%
4	Strongly disagree	556	 20.7%
9	Missing	4	0.1%

Warning: these figures indicate the number of cases found in the data file. They cannot be interpreted as summary statistics of the population of interest.

as127003: 27.How much do you agree on the following statements about family values? (3) If there are no sons in the household to carry on the family name, one should adopt a boy or relative's son.

Information	[Type= discrete] [Format=numeric] [Range= 1-9] [Missing=*]
Statistics [NW/ W]	[Valid=2690 /-] [Invalid=0 /-]






Value	Label	Cases	Percentage
1	Strongly Agree	107	 4.0%
2	Agree	461	 17.1%
3	Disagree	1294	 48.1%
4	Strongly disagree	820	 30.5%
9	Missing	8	0.3%

Warning: these figures indicate the number of cases found in the data file. They cannot be interpreted as summary statistics of the population of interest.

as127004: 27.How much do you agree on the following statements about family values? (4) Making sure the children can attend university education is the duty of their parents, regardless of the financial conditions of the family.

Information	[Type= discrete] [Format=numeric] [Range= 1-9] [Missing=*]
Statistics [NW/ W]	[Valid=2690 /-] [Invalid=0 /-]






as127004: 27.How much do you agree on the following statements about family values? (4) Making sure the children can attend university education is the duty of their parents, regardless of the financial conditions of the family.

Value	Label	Cases	Percentage
1	Strongly Agree	450	 16.7%
2	Agree	986	 36.7%
3	Disagree	1047	 38.9%
4	Strongly disagree	201	 7.5%
9	Missing	6	 0.2%

Warning: these figures indicate the number of cases found in the data file. They cannot be interpreted as summary statistics of the population of interest.

as127005: 27.How much do you agree on the following statements about family values? (5) It's favorable for parents to bequeath a sum of money/land to their children.






Information	[Type= discrete] [Format=numeric] [Range= 1-9] [Missing=*]
Statistics [NW/ W]	[Valid=2690 /-] [Invalid=0 /-]

Value	Label	Cases	Percentage
1	Strongly Agree	271	 10.1%
2	Agree	1113	 41.4%
3	Disagree	1054	 39.2%
4	Strongly disagree	243	 9.0%
9	Missing	9	 0.3%

Warning: these figures indicate the number of cases found in the data file. They cannot be interpreted as summary statistics of the population of interest.

as127006: 27.How much do you agree on the following statements about family values? (6) It is the duty for the children to take care of their aging parents.






Information	[Type= discrete] [Format=numeric] [Range= 1-9] [Missing=*]
Statistics [NW/ W]	[Valid=2690 /-] [Invalid=0 /-]

Value	Label	Cases	Percentage
1	Strongly Agree	2015	 74.9%
2	Agree	608	 22.6%
3	Disagree	47	 1.7%
4	Strongly disagree	17	 0.6%
9	Missing	3	 0.1%

Warning: these figures indicate the number of cases found in the data file. They cannot be interpreted as summary statistics of the population of interest.

as127007: 27.How much do you agree on the following statements about family values? (7) When the elderly have trouble making ends meet, it is the responsibility for their children to support them financially.

Information	[Type= discrete] [Format=numeric] [Range= 1-9] [Missing=*]
Statistics [NW/ W]	[Valid=2690 /-] [Invalid=0 /-]

Value	Label	Cases	Percentage
1	Strongly Agree	1896	 70.5%
2	Agree	741	 27.5%
3	Disagree	32	 1.2%
4	Strongly disagree	18	 0.7%
9	Missing	3	 0.1%

Warning: these figures indicate the number of cases found in the data file. They cannot be interpreted as summary statistics of the population of interest.

as128001: 28.How much do the following descriptions of family life reflect your own family? (1) Family members are closer towards each other than they are towards outsiders.

Information	[Type= discrete] [Format=numeric] [Range= 1-9] [Missing=*]
--------------------	--

as128001: 28.How much do the following descriptions of family life reflect your own family? (1) Family members are closer towards each other than they are towards outsiders.

Statistics [NW/ W] [Valid=2690 /-] [Invalid=0 /-]

Value	Label	Cases	Percentage
1	Very much	1390	51.7%
2	Somewhat	964	35.8%
3	Not really	270	10.0%
4	Not at all	64	2.4%
9	Missing	2	0.1%

Warning: these figures indicate the number of cases found in the data file. They cannot be interpreted as summary statistics of the population of interest.

as128002: 28.How much do the following descriptions of family life reflect your own family? (2) Family is strongly bonded.

Information [Type= discrete] [Format=numeric] [Range= 1-9] [Missing=*]

Statistics [NW/ W] [Valid=2690 /-] [Invalid=0 /-]

Value	Label	Cases	Percentage
1	Very much	1295	48.1%
2	Somewhat	1127	41.9%
3	Not really	237	8.8%
4	Not at all	31	1.2%
9	Missing	0	

Warning: these figures indicate the number of cases found in the data file. They cannot be interpreted as summary statistics of the population of interest.

as128003: 28.How much do the following descriptions of family life reflect your own family? (3) Family members discuss matters with each other before making a decision.

Information [Type= discrete] [Format=numeric] [Range= 1-9] [Missing=*]

Statistics [NW/ W] [Valid=2690 /-] [Invalid=0 /-]

Value	Label	Cases	Percentage
1	Very much	1044	38.8%
2	Somewhat	1023	38.0%
3	Not really	505	18.8%
4	Not at all	115	4.3%
9	Missing	3	0.1%

Warning: these figures indicate the number of cases found in the data file. They cannot be interpreted as summary statistics of the population of interest.

as128004: 28.How much do the following descriptions of family life reflect your own family? (4) Family members like to spend their free time together.

Information [Type= discrete] [Format=numeric] [Range= 1-9] [Missing=*]

Statistics [NW/ W] [Valid=2690 /-] [Invalid=0 /-]

Value	Label	Cases	Percentage
1	Very much	1007	37.4%
2	Somewhat	923	34.3%
3	Not really	597	22.2%
4	Not at all	158	5.9%
9	Missing	5	0.2%

Warning: these figures indicate the number of cases found in the data file. They cannot be interpreted as summary statistics of the population of interest.

# as128005: 28.How much do the following descriptions of family life reflect your own family? (5) Every family member participates in family activities.			
Information	[Type= discrete] [Format=numeric] [Range= 1-9] [Missing=*]		
Statistics [NW/ W]	[Valid=2690 /-] [Invalid=0 /-]		
Value	Label	Cases	Percentage
1	Very much	690	<div><div></div></div> 25.7%
2	Somewhat	1004	<div><div></div></div> 37.3%
3	Not really	778	<div><div></div></div> 28.9%
4	Not at all	204	<div><div></div></div> 7.6%
9	Missing	14	<div><div></div></div> 0.5%
Warning: these figures indicate the number of cases found in the data file. They cannot be interpreted as summary statistics of the population of interest.			
# as128006: 28.How much do the following descriptions of family life reflect your own family? (6) Family members like to do something together.			
Information	[Type= discrete] [Format=numeric] [Range= 1-9] [Missing=*]		
Statistics [NW/ W]	[Valid=2690 /-] [Invalid=0 /-]		
Value	Label	Cases	Percentage
1	Very much	657	<div><div></div></div> 24.4%
2	Somewhat	984	<div><div></div></div> 36.6%
3	Not really	836	<div><div></div></div> 31.1%
4	Not at all	209	<div><div></div></div> 7.8%
9	Missing	4	<div><div></div></div> 0.1%
Warning: these figures indicate the number of cases found in the data file. They cannot be interpreted as summary statistics of the population of interest.			
# as128007: 28.How much do the following descriptions of family life reflect your own family? (7) Family members accept each other's friends.			
Information	[Type= discrete] [Format=numeric] [Range= 1-9] [Missing=*]		
Statistics [NW/ W]	[Valid=2690 /-] [Invalid=0 /-]		
Value	Label	Cases	Percentage
1	Very much	1006	<div><div></div></div> 37.4%
2	Somewhat	1167	<div><div></div></div> 43.4%
3	Not really	411	<div><div></div></div> 15.3%
4	Not at all	101	<div><div></div></div> 3.8%
9	Missing	5	<div><div></div></div> 0.2%
Warning: these figures indicate the number of cases found in the data file. They cannot be interpreted as summary statistics of the population of interest.			
# as128008: 28.How much do the following descriptions of family life reflect your own family? (8) I can get comfort from my family when I experience setbacks in life.			
Information	[Type= discrete] [Format=numeric] [Range= 1-9] [Missing=*]		
Statistics [NW/ W]	[Valid=2690 /-] [Invalid=0 /-]		
Value	Label	Cases	Percentage
1	Very much	942	<div><div></div></div> 35.0%
2	Somewhat	991	<div><div></div></div> 36.8%
3	Not really	550	<div><div></div></div> 20.4%
4	Not at all	199	<div><div></div></div> 7.4%
9	Missing	8	<div><div></div></div> 0.3%
Warning: these figures indicate the number of cases found in the data file. They cannot be interpreted as summary statistics of the population of interest.			

as128009: 28.How much do the following descriptions of family life reflect your own family? (9) I can rely on my family when I need help or when I want to hear some honest advices.

Information [Type= discrete] [Format=numeric] [Range= 1-9] [Missing=*]

Statistics [NW/ W] [Valid=2690 /-] [Invalid=0 /-]

Value	Label	Cases	Percentage
1	Very much	846	31.4%
2	Somewhat	1028	38.2%
3	Not really	593	22.0%
4	Not at all	211	7.8%
9	Missing	12	0.4%

Warning: these figures indicate the number of cases found in the data file. They cannot be interpreted as summary statistics of the population of interest.

as129001: 29.The following statements concerns honoring one's ancestors, how much do you agree with them? (1) It is better that after someone passed away, he/she is worshipped by his/her children and grandchildren.

Information [Type= discrete] [Format=numeric] [Range= 1-9] [Missing=*]

Statistics [NW/ W] [Valid=2690 /-] [Invalid=0 /-]

Value	Label	Cases	Percentage
1	Strongly Agree	737	27.4%
2	Agree	1464	54.4%
3	Disagree	382	14.2%
4	Strongly disagree	106	3.9%
9	Missing	1	0.0%

Warning: these figures indicate the number of cases found in the data file. They cannot be interpreted as summary statistics of the population of interest.

as129002: 29.The following statements concerns honoring one's ancestors, how much do you agree with them? (2) If one doesn't worship his/her ancestor, the ancestor will become angry.

Information [Type= discrete] [Format=numeric] [Range= 1-9] [Missing=*]

Statistics [NW/ W] [Valid=2690 /-] [Invalid=0 /-]

Value	Label	Cases	Percentage
1	Strongly Agree	425	15.8%
2	Agree	1042	38.7%
3	Disagree	919	34.2%
4	Strongly disagree	301	11.2%
9	Missing	3	0.1%

Warning: these figures indicate the number of cases found in the data file. They cannot be interpreted as summary statistics of the population of interest.

as129003: 29.The following statements concerns honoring one's ancestors, how much do you agree with them? (3) It is necessary to worship one's ancestors consistently in order to receive their blessings.

Information [Type= discrete] [Format=numeric] [Range= 1-9] [Missing=*]

Statistics [NW/ W] [Valid=2690 /-] [Invalid=0 /-]

Value	Label	Cases	Percentage
1	Strongly Agree	656	24.4%
2	Agree	1237	46.0%
3	Disagree	607	22.6%
4	Strongly disagree	189	7.0%
9	Missing	1	0.0%

Warning: these figures indicate the number of cases found in the data file. They cannot be interpreted as summary statistics of the population of interest.

as130a01: 30.Do you and your parents hold different views towards the following statements? If so, do you obey their opinion? A. Do you often hold conflicting opinions with your parents as following statements? (1) Studying hard

Information [Type= discrete] [Format=numeric] [Range= 1-9] [Missing=*]

Statistics [NW/ W] [Valid=2690 /-] [Invalid=0 /-]

Value	Label	Cases	Percentage
1	Never	497	18.5%
2	Seldom	719	26.7%
3	Sometimes	974	36.2%
4	Often	343	12.8%
5	Always	149	5.5%
9	Missing	8	0.3%

Warning: these figures indicate the number of cases found in the data file. They cannot be interpreted as summary statistics of the population of interest.

as130a02: 30.Do you and your parents hold different views towards the following statements? If so, do you obey their opinion? A. Do you often hold conflicting opinions with your parents as following statements? (2) Choosing friends

Information [Type= discrete] [Format=numeric] [Range= 1-9] [Missing=*]

Statistics [NW/ W] [Valid=2690 /-] [Invalid=0 /-]

Value	Label	Cases	Percentage
1	Never	788	29.3%
2	Seldom	758	28.2%
3	Sometimes	573	21.3%
4	Often	391	14.5%
5	Always	170	6.3%
9	Missing	10	0.4%

as130a02: 30.Do you and your parents hold different views towards the following statements? If so, do you obey their opinion? A. Do you often hold conflicting opinions with your parents as following statements? (2) Choosing friends

Warning: these figures indicate the number of cases found in the data file. They cannot be interpreted as summary statistics of the population of interest.

as130a03: 30.Do you and your parents hold different views towards the following statements? If so, do you obey their opinion? A. Do you often hold conflicting opinions with your parents as following statements? (3) Participating in school events

Information [Type= discrete] [Format=numeric] [Range= 1-9] [Missing=*]

Statistics [NW/ W] [Valid=2690 /-] [Invalid=0 /-]

Value	Label	Cases	Percentage
1	Never	981	36.5%
2	Seldom	737	27.4%
3	Sometimes	518	19.3%
4	Often	274	10.2%
5	Always	168	6.2%
9	Missing	12	0.4%

Warning: these figures indicate the number of cases found in the data file. They cannot be interpreted as summary statistics of the population of interest.

as130a04: 30.Do you and your parents hold different views towards the following statements? If so, do you obey their opinion? A. Do you often hold conflicting opinions with your parents as following statements? (4) Attitude towards parents

Information [Type= discrete] [Format=numeric] [Range= 1-9] [Missing=*]

Statistics [NW/ W] [Valid=2690 /-] [Invalid=0 /-]

Value	Label	Cases	Percentage
1	Never	567	21.1%
2	Seldom	737	27.4%
3	Sometimes	779	29.0%
4	Often	388	14.4%
5	Always	200	7.4%
9	Missing	19	0.7%

Warning: these figures indicate the number of cases found in the data file. They cannot be interpreted as summary statistics of the population of interest.

as130a05: 30.Do you and your parents hold different views towards the following statements? If so, do you obey their opinion? A. Do you often hold conflicting opinions with your parents as following statements? (5) The way your parents discipline you

Information [Type= discrete] [Format=numeric] [Range= 1-9] [Missing=*]

Statistics [NW/ W] [Valid=2690 /-] [Invalid=0 /-]

Value	Label	Cases	Percentage
1	Never	584	21.7%
2	Seldom	589	21.9%
3	Sometimes	723	26.9%
4	Often	459	17.1%
5	Always	325	12.1%
9	Missing	10	0.4%








Warning: these figures indicate the number of cases found in the data file. They cannot be interpreted as summary statistics of the population of interest.

as130b01: 30.Do you and your parents hold different views towards the following statements? If so, do you obey their opinion? B. Do you obey their opinion when you and your parents hold conflicting opinions? (1) Studying hard

Information [Type= discrete] [Format=numeric] [Range= 0-9] [Missing=*]








Statistics [NW/ W] [Valid=2690 /-] [Invalid=0 /-]

as130b01: 30.Do you and your parents hold different views towards the following statements? If so, do you obey their opinion? B. Do you obey their opinion when you and your parents hold conflicting opinions? (1) Studying hard

Value	Label	Cases	Percentage
0	Not applicable (Those who selected (1) in Part A)	498	 18.5%
1	Never	72	 2.7%
2	Seldom	443	 16.5%
3	Sometimes	862	 32.0%
4	Often	527	 19.6%
5	Always	244	 9.1%
9	Missing	44	 1.6%








Warning: these figures indicate the number of cases found in the data file. They cannot be interpreted as summary statistics of the population of interest.

as130b02: 30.Do you and your parents hold different views towards the following statements? If so, do you obey their opinion? B. Do you obey their opinion when you and your parents hold conflicting opinions? (2) Choosing friends

Information	[Type= discrete] [Format=numeric] [Range= 0-9] [Missing=*]		
Statistics [NW/ W]	[Valid=2690 /-] [Invalid=0 /-]		
Value	Label	Cases	Percentage
0	Not applicable (Those who selected (1) in Part A)	789	 29.3%
1	Never	156	 5.8%
2	Seldom	473	 17.6%
3	Sometimes	613	 22.8%
4	Often	400	 14.9%
5	Always	211	 7.8%
9	Missing	48	 1.8%


Warning: these figures indicate the number of cases found in the data file. They cannot be interpreted as summary statistics of the population of interest.

as130b03: 30.Do you and your parents hold different views towards the following statements? If so, do you obey their opinion? B. Do you obey their opinion when you and your parents hold conflicting opinions? (3) Participating in school events

Information	[Type= discrete] [Format=numeric] [Range= 0-9] [Missing=*]		
Statistics [NW/ W]	[Valid=2690 /-] [Invalid=0 /-]		
Value	Label	Cases	Percentage
0	Not applicable (Those who selected (1) in Part A)	982	 36.5%
1	Never	113	 4.2%
2	Seldom	375	 13.9%
3	Sometimes	558	 20.7%
4	Often	372	 13.8%
5	Always	248	 9.2%
9	Missing	42	 1.6%

Warning: these figures indicate the number of cases found in the data file. They cannot be interpreted as summary statistics of the population of interest.

as130b04: 30.Do you and your parents hold different views towards the following statements? If so, do you obey their opinion? B. Do you obey their opinion when you and your parents hold conflicting opinions? (4) Attitude towards parents

Information	[Type= discrete] [Format=numeric] [Range= 0-9] [Missing=*]		
Statistics [NW/ W]	[Valid=2690 /-] [Invalid=0 /-]		
Value	Label	Cases	Percentage
0	Not applicable (Those who selected (1) in Part A)	568	 21.1%

as130b04: 30.Do you and your parents hold different views towards the following statements? If so, do you obey their opinion? B. Do you obey their opinion when you and your parents hold conflicting opinions? (4) Attitude towards parents

Value	Label	Cases	Percentage
1	Never	80	3.0%
2	Seldom	377	14.0%
3	Sometimes	744	27.7%
4	Often	543	20.2%
5	Always	323	12.0%
9	Missing	55	2.0%

Warning: these figures indicate the number of cases found in the data file. They cannot be interpreted as summary statistics of the population of interest.

as130b05: 30.Do you and your parents hold different views towards the following statements? If so, do you obey their opinion? B. Do you obey their opinion when you and your parents hold conflicting opinions? (5) The way your parents discipline you

Information	[Type= discrete] [Format=numeric] [Range= 0-9] [Missing=*]
Statistics [NW/ W]	[Valid=2690 /-] [Invalid=0 /-]

Value	Label	Cases	Percentage
0	Not applicable (Those who selected (1) in Part A)	585	21.7%
1	Never	112	4.2%
2	Seldom	387	14.4%
3	Sometimes	707	26.3%
4	Often	501	18.6%
5	Always	355	13.2%
9	Missing	43	1.6%

Warning: these figures indicate the number of cases found in the data file. They cannot be interpreted as summary statistics of the population of interest.

as131m01: 31.Do the following statements accurately reflect the way you feel towards your parents? Mother (m) (1) It makes you feel uneasy when she's around.

Information	[Type= discrete] [Format=numeric] [Range= 0-9] [Missing=*]
Statistics [NW/ W]	[Valid=2690 /-] [Invalid=0 /-]

Value	Label	Cases	Percentage
0	Not Applicable	18	0.7%
1	Often	224	8.3%
2	Sometimes	517	19.2%
3	Seldom	691	25.7%
4	Never	1233	45.8%
9	Missing	7	0.3%

Warning: these figures indicate the number of cases found in the data file. They cannot be interpreted as summary statistics of the population of interest.

as131m02: 31.Do the following statements accurately reflect the way you feel towards your parents? Mother (m) (2) She's always there for you when you really need her.

Information	[Type= discrete] [Format=numeric] [Range= 0-9] [Missing=*]
Statistics [NW/ W]	[Valid=2690 /-] [Invalid=0 /-]

Value	Label	Cases	Percentage
0	Not Applicable	18	0.7%
1	Often	871	32.4%
2	Sometimes	819	30.4%
3	Seldom	745	27.7%







as131m02: 31.Do the following statements accurately reflect the way you feel towards your parents? Mother (m) (2)
She's always there for you when you really need her.

Value	Label	Cases	Percentage
4	Never	231	 8.6%
9	Missing	6	 0.2%

Warning: these figures indicate the number of cases found in the data file. They cannot be interpreted as summary statistics of the population of interest.

as131m03: 31.Do the following statements accurately reflect the way you feel towards your parents? Mother (m) (3)
She understands your opinions.







Information	[Type= discrete] [Format=numeric] [Range= 0-9] [Missing=*]
Statistics [NW/ W]	[Valid=2690 /-] [Invalid=0 /-]

Value	Label	Cases	Percentage
0	Not Applicable	18	 0.7%
1	Often	701	 26.1%
2	Sometimes	813	 30.2%
3	Seldom	743	 27.6%
4	Never	406	 15.1%
9	Missing	9	 0.3%

Warning: these figures indicate the number of cases found in the data file. They cannot be interpreted as summary statistics of the population of interest.

as131m04: 31.Do the following statements accurately reflect the way you feel towards your parents? Mother (m) (4)
She is often concerned about your emotions and any problems that are bothering you.







Information	[Type= discrete] [Format=numeric] [Range= 0-9] [Missing=*]
Statistics [NW/ W]	[Valid=2690 /-] [Invalid=0 /-]

Value	Label	Cases	Percentage
0	Not Applicable	18	 0.7%
1	Often	920	 34.2%
2	Sometimes	796	 29.6%
3	Seldom	665	 24.7%
4	Never	286	 10.6%
9	Missing	5	 0.2%

Warning: these figures indicate the number of cases found in the data file. They cannot be interpreted as summary statistics of the population of interest.

as131m05: 31.Do the following statements accurately reflect the way you feel towards your parents? Mother (m) (5)
She sticks to her decisions.

Information	[Type= discrete] [Format=numeric] [Range= 0-9] [Missing=*]
Statistics [NW/ W]	[Valid=2690 /-] [Invalid=0 /-]

Value	Label	Cases	Percentage
0	Not Applicable	18	 0.7%
1	Often	585	 21.7%
2	Sometimes	842	 31.3%
3	Seldom	914	 34.0%
4	Never	319	 11.9%
9	Missing	12	 0.4%

Warning: these figures indicate the number of cases found in the data file. They cannot be interpreted as summary statistics of the population of interest.

as131m06: 31.Do the following statements accurately reflect the way you feel towards your parents? Mother (m) (6)
She demands more from you than what she provides.

Information	[Type= discrete] [Format=numeric] [Range= 0-9] [Missing=*]
--------------------	--

as131m06: 31.Do the following statements accurately reflect the way you feel towards your parents? Mother (m) (6) She demands more from you than what she provides.

Statistics [NW/ W] [Valid=2690 /-] [Invalid=0 /-]

Value	Label	Cases	Percentage
0	Not Applicable	18	0.7%
1	Often	615	22.9%
2	Sometimes	639	23.8%
3	Seldom	754	28.0%
4	Never	656	24.4%
9	Missing	8	0.3%

Warning: these figures indicate the number of cases found in the data file. They cannot be interpreted as summary statistics of the population of interest.

as131f01: 31Do the following statements accurately reflect the way you feel towards your parents? Father (f) (1) It makes you feel uneasy when he's around.

Information [Type= discrete] [Format=numeric] [Range= 0-9] [Missing=*]

Statistics [NW/ W] [Valid=2690 /-] [Invalid=0 /-]

Value	Label	Cases	Percentage
0	Not Applicable	53	2.0%
1	Often	374	13.9%
2	Sometimes	564	21.0%
3	Seldom	691	25.7%
4	Never	982	36.5%
9	Missing	26	1.0%

Warning: these figures indicate the number of cases found in the data file. They cannot be interpreted as summary statistics of the population of interest.

as131f02: 31Do the following statements accurately reflect the way you feel towards your parents? Father (f) (2) He's always there for you when you really need her.

Information [Type= discrete] [Format=numeric] [Range= 0-9] [Missing=*]

Statistics [NW/ W] [Valid=2690 /-] [Invalid=0 /-]

Value	Label	Cases	Percentage
0	Not Applicable	53	2.0%
1	Often	534	19.9%
2	Sometimes	762	28.3%
3	Seldom	934	34.7%
4	Never	382	14.2%
9	Missing	25	0.9%

Warning: these figures indicate the number of cases found in the data file. They cannot be interpreted as summary statistics of the population of interest.

as131f03: 31Do the following statements accurately reflect the way you feel towards your parents? Father (f) (3) He knows where you are coming from.

Information [Type= discrete] [Format=numeric] [Range= 0-9] [Missing=*]

Statistics [NW/ W] [Valid=2690 /-] [Invalid=0 /-]

Value	Label	Cases	Percentage
0	Not Applicable	54	2.0%
1	Often	434	16.1%
2	Sometimes	711	26.4%
3	Seldom	889	33.0%
4	Never	579	21.5%

as131f03: 31Do the following statements accurately reflect the way you feel towards your parents? Father (f) (3) He knows where you are coming from.

Value	Label	Cases	Percentage
9	Missing	23	0.9%

Warning: these figures indicate the number of cases found in the data file. They cannot be interpreted as summary statistics of the population of interest.

as131f04: 31Do the following statements accurately reflect the way you feel towards your parents? Father (f) (4) He is often concerned about how you feel and any problems that are bothering you.

Information	[Type= discrete] [Format=numeric] [Range= 0-9] [Missing=*]
Statistics [NW/ W]	[Valid=2690 /-] [Invalid=0 /-]

Value	Label	Cases	Percentage
0	Not Applicable	54	2.0%
1	Often	609	22.6%
2	Sometimes	717	26.7%
3	Seldom	823	30.6%
4	Never	464	17.2%
9	Missing	23	0.9%

Warning: these figures indicate the number of cases found in the data file. They cannot be interpreted as summary statistics of the population of interest.

as131f05: 31Do the following statements accurately reflect the way you feel towards your parents? Father (f) (5) He sticks to his decisions.

Information	[Type= discrete] [Format=numeric] [Range= 0-9] [Missing=*]
Statistics [NW/ W]	[Valid=2690 /-] [Invalid=0 /-]

Value	Label	Cases	Percentage
0	Not Applicable	53	2.0%
1	Often	664	24.7%
2	Sometimes	748	27.8%
3	Seldom	850	31.6%
4	Never	348	12.9%
9	Missing	27	1.0%

Warning: these figures indicate the number of cases found in the data file. They cannot be interpreted as summary statistics of the population of interest.

as131f06: 31Do the following statements accurately reflect the way you feel towards your parents? Father (f) (6) He demands more from you than what he provides.

Information	[Type= discrete] [Format=numeric] [Range= 0-9] [Missing=*]
Statistics [NW/ W]	[Valid=2690 /-] [Invalid=0 /-]

Value	Label	Cases	Percentage
0	Not Applicable	53	2.0%
1	Often	560	20.8%
2	Sometimes	622	23.1%
3	Seldom	742	27.6%
4	Never	688	25.6%
9	Missing	25	0.9%

Warning: these figures indicate the number of cases found in the data file. They cannot be interpreted as summary statistics of the population of interest.

as132m00: 32.Are you happy when you're with your mom? When I'm with my mother, I feel...

Information	[Type= discrete] [Format=numeric] [Range= 0-9] [Missing=*]
Statistics [NW/ W]	[Valid=2690 /-] [Invalid=0 /-]

# as132m00: 32.Are you happy when you're with your mom? When I'm with my mother, I feel...			
Value	Label	Cases	Percentage
0	Not Applicable	16	<div><div></div></div> 0.6%
1	Very happy	1395	<div><div></div></div> 51.9%
2	Happy	1096	<div><div></div></div> 40.7%
3	Unhappy	137	<div><div></div></div> 5.1%
4	Very unhappy	43	<div><div></div></div> 1.6%
9	Missing	3	<div><div></div></div> 0.1%
Warning: these figures indicate the number of cases found in the data file. They cannot be interpreted as summary statistics of the population of interest.			
# as132f00: 32.Are you happy when you're with your dad? When I'm with my father, I feel...			
Information		[Type= discrete] [Format=numeric] [Range= 0-9] [Missing=*]	
Statistics [NW/ W]		[Valid=2690 /-] [Invalid=0 /-]	
Value	Label	Cases	Percentage
0	Not Applicable	43	<div><div></div></div> 1.6%
1	Very happy	1168	<div><div></div></div> 43.4%
2	Happy	1147	<div><div></div></div> 42.6%
3	Unhappy	240	<div><div></div></div> 8.9%
4	Very unhappy	84	<div><div></div></div> 3.1%
9	Missing	8	<div><div></div></div> 0.3%
Warning: these figures indicate the number of cases found in the data file. They cannot be interpreted as summary statistics of the population of interest.			
# as133m00: 33.How much do you share your secrets with your mother? I would let my mother know...			
Information		[Type= discrete] [Format=numeric] [Range= 0-9] [Missing=*]	
Statistics [NW/ W]		[Valid=2690 /-] [Invalid=0 /-]	
Value	Label	Cases	Percentage
0	Not Applicable	16	<div><div></div></div> 0.6%
1	A lot	470	<div><div></div></div> 17.5%
2	Some	964	<div><div></div></div> 35.8%
3	A little	745	<div><div></div></div> 27.7%
4	I wouldn't let he/she know about anything	493	<div><div></div></div> 18.3%
9	Missing	2	<div><div></div></div> 0.1%
Warning: these figures indicate the number of cases found in the data file. They cannot be interpreted as summary statistics of the population of interest.			
# as133f00: 33.How much do you share your secrets with your father? I would let my father know...			
Information		[Type= discrete] [Format=numeric] [Range= 0-9] [Missing=*]	
Statistics [NW/ W]		[Valid=2690 /-] [Invalid=0 /-]	
Value	Label	Cases	Percentage
0	Not Applicable	41	<div><div></div></div> 1.5%
1	A lot	259	<div><div></div></div> 9.6%
2	Some	750	<div><div></div></div> 27.9%
3	A little	887	<div><div></div></div> 33.0%
4	I wouldn't let he/she know about anything	742	<div><div></div></div> 27.6%
9	Missing	11	<div><div></div></div> 0.4%
Warning: these figures indicate the number of cases found in the data file. They cannot be interpreted as summary statistics of the population of interest.			
# as134m01: 34.In retrospect, what was your parents' attitude towards you when you were chatting or spending time with them last month? Mother (m) (1) Angry towards you.			
Information		[Type= discrete] [Format=numeric] [Range= 0-9] [Missing=*]	

as134m01: 34.In retrospect, what was your parents' attitude towards you when you were chatting or spending time with them last month? Mother (m) (1) Angry towards you.

Statistics [NW/ W] [Valid=2690 /-] [Invalid=0 /-]

Value	Label	Cases	Percentage
0	Not Applicable	20	0.7%
1	Always	75	2.8%
2	Almost always	87	3.2%
3	Often	205	7.6%
4	Half of the time	328	12.2%
5	Seldom	992	36.9%
6	Almost never	507	18.8%
7	Never	469	17.4%
9	Missing	7	0.3%

Warning: these figures indicate the number of cases found in the data file. They cannot be interpreted as summary statistics of the population of interest.

as134m02: 34.In retrospect, what was your parents' attitude towards you when you were chatting or spending time with them last month? Mother (m) (2) Asking for your opinion on important matters

Information [Type= discrete] [Format=numeric] [Range= 0-9] [Missing=*]

Statistics [NW/ W] [Valid=2690 /-] [Invalid=0 /-]

Value	Label	Cases	Percentage
0	Not Applicable	20	0.7%
1	Always	234	8.7%
2	Almost always	227	8.4%
3	Often	681	25.3%
4	Half of the time	355	13.2%
5	Seldom	557	20.7%
6	Almost never	270	10.0%
7	Never	336	12.5%
9	Missing	10	0.4%

Warning: these figures indicate the number of cases found in the data file. They cannot be interpreted as summary statistics of the population of interest.

as134m03: 34.In retrospect, what was your parents' attitude towards you when you were chatting or spending time with them last month? Mother (m) (3) Carefully listening to your opinions and viewpoints

Information [Type= discrete] [Format=numeric] [Range= 0-9] [Missing=*]

Statistics [NW/ W] [Valid=2690 /-] [Invalid=0 /-]

Value	Label	Cases	Percentage
0	Not Applicable	20	0.7%
1	Always	354	13.2%
2	Almost always	251	9.3%
3	Often	556	20.7%
4	Half of the time	390	14.5%
5	Seldom	512	19.0%
6	Almost never	270	10.0%
7	Never	330	12.3%
9	Missing	7	0.3%

Warning: these figures indicate the number of cases found in the data file. They cannot be interpreted as summary statistics of the population of interest.

as134m04: 34.In retrospect, what was your parents' attitude towards you when you were chatting or spending time with them last month? Mother (m) (4) Showing that she really cares about you

Information	[Type= discrete] [Format=numeric] [Range= 0-9] [Missing=*]
Statistics [NW/ W]	[Valid=2690 /-] [Invalid=0 /-]

Value	Label	Cases	Percentage
0	Not Applicable	20	0.7%
1	Always	456	17.0%
2	Almost always	279	10.4%
3	Often	616	22.9%
4	Half of the time	405	15.1%
5	Seldom	421	15.7%
6	Almost never	204	7.6%
7	Never	271	10.1%
9	Missing	18	0.7%

Warning: these figures indicate the number of cases found in the data file. They cannot be interpreted as summary statistics of the population of interest.

as134m05: 34.In retrospect, what was your parents' attitude towards you when you were chatting or spending time with them last month? Mother (m) (5) Shouting and yelling at you furiously.

Information	[Type= discrete] [Format=numeric] [Range= 0-9] [Missing=*]
Statistics [NW/ W]	[Valid=2690 /-] [Invalid=0 /-]

Value	Label	Cases	Percentage
0	Not Applicable	20	0.7%
1	Always	140	5.2%
2	Almost always	85	3.2%
3	Often	199	7.4%
4	Half of the time	222	8.3%
5	Seldom	582	21.6%
6	Almost never	537	20.0%
7	Never	895	33.3%
9	Missing	10	0.4%

Warning: these figures indicate the number of cases found in the data file. They cannot be interpreted as summary statistics of the population of interest.

as134m06: 34.In retrospect, what was your parents' attitude towards you when you were chatting or spending time with them last month? Mother (m) (6) Trying to let you know that she appreciates you (your ideas or your behavior)

Information	[Type= discrete] [Format=numeric] [Range= 0-9] [Missing=*]
Statistics [NW/ W]	[Valid=2690 /-] [Invalid=0 /-]

Value	Label	Cases	Percentage
0	Not Applicable	20	0.7%
1	Always	246	9.1%
2	Almost always	156	5.8%
3	Often	424	15.8%
4	Half of the time	412	15.3%
5	Seldom	604	22.5%
6	Almost never	365	13.6%
7	Never	453	16.8%
9	Missing	10	0.4%

Warning: these figures indicate the number of cases found in the data file. They cannot be interpreted as summary statistics of the population of interest.

as134m07: 34.In retrospect, what was your parents' attitude towards you when you were chatting or spending time with them last month? Mother (m) (7) Pinching, hitting, or punching you.

Information	[Type= discrete] [Format=numeric] [Range= 0-9] [Missing=*]
Statistics [NW/ W]	[Valid=2690 /-] [Invalid=0 /-]

Value	Label	Cases	Percentage
0	Not Applicable	20	0.7%
1	Always	45	1.7%
2	Almost always	25	0.9%
3	Often	57	2.1%
4	Half of the time	93	3.5%
5	Seldom	384	14.3%
6	Almost never	519	19.3%
7	Never	1537	57.1%
9	Missing	10	0.4%

Warning: these figures indicate the number of cases found in the data file. They cannot be interpreted as summary statistics of the population of interest.

as134m08: 34.In retrospect, what was your parents' attitude towards you when you were chatting or spending time with them last month? Mother (m) (8) Arguing with you because you disagree with her

Information	[Type= discrete] [Format=numeric] [Range= 0-9] [Missing=*]
Statistics [NW/ W]	[Valid=2690 /-] [Invalid=0 /-]

Value	Label	Cases	Percentage
0	Not Applicable	20	0.7%
1	Always	114	4.2%
2	Almost always	59	2.2%
3	Often	217	8.1%
4	Half of the time	238	8.8%
5	Seldom	571	21.2%
6	Almost never	582	21.6%
7	Never	881	32.8%
9	Missing	8	0.3%

Warning: these figures indicate the number of cases found in the data file. They cannot be interpreted as summary statistics of the population of interest.

as134m09: 34.In retrospect, what was your parents' attitude towards you when you were chatting or spending time with them last month? Mother (m) (9) Screaming, yelling, or scolding you

Information	[Type= discrete] [Format=numeric] [Range= 0-9] [Missing=*]
Statistics [NW/ W]	[Valid=2690 /-] [Invalid=0 /-]

Value	Label	Cases	Percentage
0	Not Applicable	20	0.7%
1	Always	134	5.0%
2	Almost always	107	4.0%
3	Often	235	8.7%
4	Half of the time	279	10.4%
5	Seldom	464	17.2%
6	Almost never	483	18.0%
7	Never	959	35.7%
9	Missing	9	0.3%

Warning: these figures indicate the number of cases found in the data file. They cannot be interpreted as summary statistics of the population of interest.

as134m10: 34.In retrospect, what was your parents' attitude towards you when you were chatting or spending time with them last month? Mother (m) (10) Expressing her support and understanding.

Information	[Type= discrete] [Format=numeric] [Range= 0-9] [Missing=*]
Statistics [NW/ W]	[Valid=2690 /-] [Invalid=0 /-]

Value	Label	Cases	Percentage
0	Not Applicable	20	0.7%
1	Always	367	13.6%
2	Almost always	249	9.3%
3	Often	505	18.8%
4	Half of the time	392	14.6%
5	Seldom	493	18.3%
6	Almost never	297	11.0%
7	Never	360	13.4%
9	Missing	7	0.3%

Warning: these figures indicate the number of cases found in the data file. They cannot be interpreted as summary statistics of the population of interest.

as134f01: 34.In retrospect, what was your parents' attitude towards you when you were chatting or spending time with them last month? Father (f) (1) Angry towards you.

Information	[Type= discrete] [Format=numeric] [Range= 0-9] [Missing=*]
Statistics [NW/ W]	[Valid=2690 /-] [Invalid=0 /-]

Value	Label	Cases	Percentage
0	Not Applicable	57	2.1%
1	Always	78	2.9%
2	Almost always	86	3.2%
3	Often	176	6.5%
4	Half of the time	259	9.6%
5	Seldom	836	31.1%
6	Almost never	583	21.7%
7	Never	602	22.4%
9	Missing	13	0.5%

Warning: these figures indicate the number of cases found in the data file. They cannot be interpreted as summary statistics of the population of interest.

as134f02: 34.In retrospect, what was your parents' attitude towards you when you were chatting or spending time with them last month? Father (f) (2) Ask for your opinion on important matters.

Information	[Type= discrete] [Format=numeric] [Range= 0-9] [Missing=*]
Statistics [NW/ W]	[Valid=2690 /-] [Invalid=0 /-]

Value	Label	Cases	Percentage
0	Not Applicable	57	2.1%
1	Always	199	7.4%
2	Almost always	192	7.1%
3	Often	479	17.8%
4	Half of the time	352	13.1%
5	Seldom	555	20.6%
6	Almost never	359	13.3%
7	Never	486	18.1%
9	Missing	11	0.4%

Warning: these figures indicate the number of cases found in the data file. They cannot be interpreted as summary statistics of the population of interest.

as134f03: 34.In retrospect, what was your parents' attitude towards you when you were chatting or spending time with them last month? Father (f) (3) Carefully listen to your opinions or viewpoints.

Information	[Type= discrete] [Format=numeric] [Range= 0-9] [Missing=*]
Statistics [NW/ W]	[Valid=2690 /-] [Invalid=0 /-]

Value	Label	Cases	Percentage
0	Not Applicable	57	2.1%
1	Always	255	9.5%
2	Almost always	199	7.4%
3	Often	431	16.0%
4	Half of the time	345	12.8%
5	Seldom	540	20.1%
6	Almost never	357	13.3%
7	Never	489	18.2%
9	Missing	17	0.6%

Warning: these figures indicate the number of cases found in the data file. They cannot be interpreted as summary statistics of the population of interest.

as134f04: 34.In retrospect, what was your parents' attitude towards you when you were chatting or spending time with them last month? Father (f) (4) Find opportunities to show that he really cares about you.

Information	[Type= discrete] [Format=numeric] [Range= 0-9] [Missing=*]
Statistics [NW/ W]	[Valid=2690 /-] [Invalid=0 /-]

Value	Label	Cases	Percentage
0	Not Applicable	57	2.1%
1	Always	346	12.9%
2	Almost always	226	8.4%
3	Often	472	17.5%
4	Half of the time	401	14.9%
5	Seldom	513	19.1%
6	Almost never	268	10.0%
7	Never	382	14.2%
9	Missing	25	0.9%

Warning: these figures indicate the number of cases found in the data file. They cannot be interpreted as summary statistics of the population of interest.

as134f05: 34.In retrospect, what was your parents' attitude towards you when you were chatting or spending time with them last month? Father (f) (5) Shout and yell at you furiously.










Information	[Type= discrete] [Format=numeric] [Range= 0-9] [Missing=*]
Statistics [NW/ W]	[Valid=2690 /-] [Invalid=0 /-]

Value	Label	Cases	Percentage
0	Not Applicable	57	2.1%
1	Always	135	5.0%
2	Almost always	81	3.0%
3	Often	162	6.0%
4	Half of the time	175	6.5%
5	Seldom	559	20.8%
6	Almost never	545	20.3%
7	Never	961	35.7%
9	Missing	15	0.6%

Warning: these figures indicate the number of cases found in the data file. They cannot be interpreted as summary statistics of the population of interest.

as134f06: 34.In retrospect, what was your parents' attitude towards you when you were chatting or spending time with them last month? Father (f) (6)Find a way to let you know that he appreciates you (your ideas or your actions)










Information	[Type= discrete] [Format=numeric] [Range= 0-9] [Missing=*]
Statistics [NW/ W]	[Valid=2690 /-] [Invalid=0 /-]

Value	Label	Cases	Percentage
0	Not Applicable	57	 2.1%
1	Always	196	 7.3%
2	Almost always	129	 4.8%
3	Often	343	 12.8%
4	Half of the time	366	 13.6%
5	Seldom	600	 22.3%
6	Almost never	412	 15.3%
7	Never	567	 21.1%
9	Missing	20	 0.7%

Warning: these figures indicate the number of cases found in the data file. They cannot be interpreted as summary statistics of the population of interest.

as134f07: 34.In retrospect, what was your parents' attitude towards you when you were chatting or spending time with them last month? Father (f) (7) Pinch, hit, or punch you.










Information	[Type= discrete] [Format=numeric] [Range= 0-9] [Missing=*]
Statistics [NW/ W]	[Valid=2690 /-] [Invalid=0 /-]

Value	Label	Cases	Percentage
0	Not Applicable	58	 2.2%
1	Always	47	 1.7%
2	Almost always	20	 0.7%
3	Often	51	 1.9%
4	Half of the time	78	 2.9%
5	Seldom	318	 11.8%
6	Almost never	517	 19.2%
7	Never	1587	 59.0%
9	Missing	14	 0.5%

Warning: these figures indicate the number of cases found in the data file. They cannot be interpreted as summary statistics of the population of interest.

as134f08: 34.In retrospect, what was your parents' attitude towards you when you were chatting or spending time with them last month? Father (f) (8) Argue with you because you disagree with him.

Information	[Type= discrete] [Format=numeric] [Range= 0-9] [Missing=*]
Statistics [NW/ W]	[Valid=2690 /-] [Invalid=0 /-]

Value	Label	Cases	Percentage
0	Not Applicable	57	 2.1%
1	Always	89	 3.3%
2	Almost always	55	 2.0%
3	Often	168	 6.2%
4	Half of the time	188	 7.0%
5	Seldom	503	 18.7%
6	Almost never	591	 22.0%
7	Never	1022	 38.0%
9	Missing	17	 0.6%

Warning: these figures indicate the number of cases found in the data file. They cannot be interpreted as summary statistics of the population of interest.

as134f09: 34.In retrospect, what was your parents' attitude towards you when you were chatting or spending time with them last month? Father (f) (9) Scream, yell, or scold you.

Information	[Type= discrete] [Format=numeric] [Range= 0-9] [Missing=*]
Statistics [NW/ W]	[Valid=2690 /-] [Invalid=0 /-]

Value	Label	Cases	Percentage
0	Not Applicable	57	2.1%
1	Always	77	2.9%
2	Almost always	64	2.4%
3	Often	146	5.4%
4	Half of the time	162	6.0%
5	Seldom	427	15.9%
6	Almost never	496	18.4%
7	Never	1248	46.4%
9	Missing	13	0.5%

Warning: these figures indicate the number of cases found in the data file. They cannot be interpreted as summary statistics of the population of interest.

as134f10: 34.In retrospect, what was your parents' attitude towards you when you were chatting or spending time with them last month? Father (f) (10) Express his support and understanding.

Information	[Type= discrete] [Format=numeric] [Range= 0-9] [Missing=*]
Statistics [NW/ W]	[Valid=2690 /-] [Invalid=0 /-]

Value	Label	Cases	Percentage
0	Not Applicable	57	2.1%
1	Always	321	11.9%
2	Almost always	213	7.9%
3	Often	410	15.2%
4	Half of the time	374	13.9%
5	Seldom	484	18.0%
6	Almost never	340	12.6%
7	Never	474	17.6%
9	Missing	17	0.6%

Warning: these figures indicate the number of cases found in the data file. They cannot be interpreted as summary statistics of the population of interest.

as135m01: 35.How often do the followings occur in your everyday life? Parents (1) Your mother/father knows your whereabouts every day.

Information	[Type= discrete] [Format=numeric] [Range= 0-9] [Missing=*]
Statistics [NW/ W]	[Valid=2690 /-] [Invalid=0 /-]

Value	Label	Cases	Percentage
0	Not Applicable	20	0.7%
1	Always	987	36.7%
2	Often	632	23.5%
3	Half of the time	500	18.6%
4	Seldom	306	11.4%
5	Never	241	9.0%
9	Missing	4	0.1%

Warning: these figures indicate the number of cases found in the data file. They cannot be interpreted as summary statistics of the population of interest.

as135m02: 35.How often do the followings occur in your everyday life? Parents (2) Your mother/father knows who you are with when you are going out.

Information	[Type= discrete] [Format=numeric] [Range= 0-9] [Missing=*]
-------------	--

as135m02: 35.How often do the followings occur in your everyday life? Parents (2) Your mother/father knows who you are with when you are going out.

Statistics [NW/ W] [Valid=2690 /-] [Invalid=0 /-]

Value	Label	Cases	Percentage
0	Not Applicable	20	0.7%
1	Always	1075	40.0%
2	Often	616	22.9%
3	Half of the time	387	14.4%
4	Seldom	332	12.3%
5	Never	252	9.4%
9	Missing	8	0.3%

Warning: these figures indicate the number of cases found in the data file. They cannot be interpreted as summary statistics of the population of interest.

as135m03: 35.How often do the followings occur in your everyday life? Parents (3) Your mother/father knows when you are home and what time you go to bed.

Information	[Type= discrete] [Format=numeric] [Range= 0-9] [Missing=*]
Statistics [NW/ W]	[Valid=2690 /-] [Invalid=0 /-]

Value	Label	Cases	Percentage
0	Not Applicable	21	0.8%
1	Always	1504	55.9%
2	Often	577	21.4%
3	Half of the time	290	10.8%
4	Seldom	135	5.0%
5	Never	145	5.4%
9	Missing	18	0.7%

Warning: these figures indicate the number of cases found in the data file. They cannot be interpreted as summary statistics of the population of interest.

as135m04: 35.How often do the followings occur in your everyday life? Parents (4) Your mother/father cares when you did not do what she asked you to.

Information	[Type= discrete] [Format=numeric] [Range= 0-9] [Missing=*]
Statistics [NW/ W]	[Valid=2690 /-] [Invalid=0 /-]

Value	Label	Cases	Percentage
0	Not Applicable	22	0.8%
1	Always	865	32.2%
2	Often	885	32.9%
3	Half of the time	535	19.9%
4	Seldom	229	8.5%
5	Never	128	4.8%
9	Missing	26	1.0%

Warning: these figures indicate the number of cases found in the data file. They cannot be interpreted as summary statistics of the population of interest.

as135m05: 35.How often do the followings occur in your everyday life? Parents (5) your mother/father will punish you if you do something forbidden.

Information	[Type= discrete] [Format=numeric] [Range= 0-9] [Missing=*]
Statistics [NW/ W]	[Valid=2690 /-] [Invalid=0 /-]

Value	Label	Cases	Percentage
0	Not Applicable	21	0.8%
1	Always	767	28.5%
2	Often	689	25.6%
3	Half of the time	536	19.9%
4	Seldom	442	16.4%
5	Never	212	7.9%
9	Missing	23	0.9%

Warning: these figures indicate the number of cases found in the data file. They cannot be interpreted as summary statistics of the population of interest.

as135m06: 35.How often do the followings occur in your everyday life? Parents (6) Your mother/father will punish you if she/he means it.

Information	[Type= discrete] [Format=numeric] [Range= 0-9] [Missing=*]
Statistics [NW/ W]	[Valid=2690 /-] [Invalid=0 /-]

Value	Label	Cases	Percentage
0	Not Applicable	21	0.8%








as135m06: 35.How often do the followings occur in your everyday life? Parents (6) Your mother/father will punish you if she/he means it.

Value	Label	Cases	Percentage
1	Always	494	 18.4%
2	Often	606	 22.5%
3	Half of the time	635	 23.6%
4	Seldom	641	 23.8%
5	Never	282	 10.5%
9	Missing	11	 0.4%

Warning: these figures indicate the number of cases found in the data file. They cannot be interpreted as summary statistics of the population of interest.

as135m07: 35.How often do the followings occur in your everyday life? Parents(7)Your mother/father spansk you when you did something wrong.








Information	[Type= discrete] [Format=numeric] [Range= 0-9] [Missing=*]
Statistics [NW/ W]	[Valid=2690 /-] [Invalid=0 /-]

Value	Label	Cases	Percentage
0	Not Applicable	21	 0.8%
1	Always	81	 3.0%
2	Often	100	 3.7%
3	Half of the time	254	 9.4%
4	Seldom	709	 26.4%
5	Never	1513	 56.2%
9	Missing	12	 0.4%

Warning: these figures indicate the number of cases found in the data file. They cannot be interpreted as summary statistics of the population of interest.

as135m08: 35.How often do the followings occur in your everyday life? Parents (8) Your mother/father will use a belt or something of the sort to whip you.





Information	[Type= discrete] [Format=numeric] [Range= 0-9] [Missing=*]
Statistics [NW/ W]	[Valid=2690 /-] [Invalid=0 /-]

Value	Label	Cases	Percentage
0	Not Applicable	21	 0.8%
1	Always	71	 2.6%
2	Often	73	 2.7%
3	Half of the time	156	 5.8%
4	Seldom	420	 15.6%
5	Never	1941	 72.2%
9	Missing	8	 0.3%




Warning: these figures indicate the number of cases found in the data file. They cannot be interpreted as summary statistics of the population of interest.

as135m09: 35.How often do the followings occur in your everyday life? Parents (9) Your mother/father asks you to leave the house or lock you out when you do something wrong.

Information	[Type= discrete] [Format=numeric] [Range= 0-9] [Missing=*]
Statistics [NW/ W]	[Valid=2690 /-] [Invalid=0 /-]

Value	Label	Cases	Percentage
0	Not Applicable	22	 0.8%
1	Always	33	 1.2%
2	Often	38	 1.4%
3	Half of the time	110	 4.1%








as135m09: 35.How often do the followings occur in your everyday life? Parents (9) Your mother/father asks you to leave the house or lock you out when you do something wrong.

Value	Label	Cases	Percentage
4	Seldom	331	 12.3%
5	Never	2140	 79.6%
9	Missing	16	 0.6%

Warning: these figures indicate the number of cases found in the data file. They cannot be interpreted as summary statistics of the population of interest.

as135m10: 35.How often do the followings occur in your everyday life? Parents (10) Your mother/father will tell you her/his opinions regarding the whole family.








Information	[Type= discrete] [Format=numeric] [Range= 0-9] [Missing=*]
Statistics [NW/ W]	[Valid=2690 /-] [Invalid=0 /-]

Value	Label	Cases	Percentage
0	Not Applicable	21	 0.8%
1	Always	567	 21.1%
2	Often	582	 21.6%
3	Half of the time	626	 23.3%
4	Seldom	457	 17.0%
5	Never	423	 15.7%
9	Missing	14	 0.5%

Warning: these figures indicate the number of cases found in the data file. They cannot be interpreted as summary statistics of the population of interest.

as135m11: 35.How often do the followings occur in your everyday life? Parents (11) Your mother/father will tell you her/his reasons for any decision.








Information	[Type= discrete] [Format=numeric] [Range= 0-9] [Missing=*]
Statistics [NW/ W]	[Valid=2690 /-] [Invalid=0 /-]

Value	Label	Cases	Percentage
0	Not Applicable	21	 0.8%
1	Always	610	 22.7%
2	Often	620	 23.0%
3	Half of the time	608	 22.6%
4	Seldom	437	 16.2%
5	Never	387	 14.4%
9	Missing	7	 0.3%

Warning: these figures indicate the number of cases found in the data file. They cannot be interpreted as summary statistics of the population of interest.

as135m12: 35.How often do the followings occur in your everyday life? Parents (12) Your mother/father will ask for your opinions before making any decision regarding you.








Information	[Type= discrete] [Format=numeric] [Range= 0-9] [Missing=*]
Statistics [NW/ W]	[Valid=2690 /-] [Invalid=0 /-]

Value	Label	Cases	Percentage
0	Not Applicable	21	 0.8%
1	Always	744	 27.7%
2	Often	612	 22.8%
3	Half of the time	584	 21.7%
4	Seldom	381	 14.2%
5	Never	338	 12.6%
9	Missing	10	 0.4%

Warning: these figures indicate the number of cases found in the data file. They cannot be interpreted as summary statistics of the population of interest.

as135f01: 35.How often do the followings occur in your everyday life? Parents (1) Your mother/father knows your whereabouts every day.








Information	[Type= discrete] [Format=numeric] [Range= 0-9] [Missing=*]
Statistics [NW/ W]	[Valid=2690 /-] [Invalid=0 /-]

Value	Label	Cases	Percentage
0	Not Applicable	57	 2.1%
1	Always	656	 24.4%
2	Often	546	 20.3%
3	Half of the time	579	 21.5%
4	Seldom	441	 16.4%
5	Never	402	 14.9%
9	Missing	9	 0.3%

Warning: these figures indicate the number of cases found in the data file. They cannot be interpreted as summary statistics of the population of interest.

as135f02: 35.How often do the followings occur in your everyday life? Parents (2) Your mother/father knows who you are with when you are going out.








Information	[Type= discrete] [Format=numeric] [Range= 0-9] [Missing=*]
Statistics [NW/ W]	[Valid=2690 /-] [Invalid=0 /-]

Value	Label	Cases	Percentage
0	Not Applicable	57	 2.1%
1	Always	748	 27.8%
2	Often	523	 19.4%
3	Half of the time	462	 17.2%
4	Seldom	459	 17.1%
5	Never	425	 15.8%
9	Missing	16	 0.6%

Warning: these figures indicate the number of cases found in the data file. They cannot be interpreted as summary statistics of the population of interest.

as135f03: 35.How often do the followings occur in your everyday life? Parents (3) Your mother/father knows when you are home and what time you go to bed.

Information	[Type= discrete] [Format=numeric] [Range= 0-9] [Missing=*]
Statistics [NW/ W]	[Valid=2690 /-] [Invalid=0 /-]

Value	Label	Cases	Percentage
0	Not Applicable	58	 2.2%
1	Always	1245	 46.3%
2	Often	573	 21.3%
3	Half of the time	362	 13.5%
4	Seldom	201	 7.5%
5	Never	227	 8.4%
9	Missing	24	 0.9%

Warning: these figures indicate the number of cases found in the data file. They cannot be interpreted as summary statistics of the population of interest.

as135f04: 35.How often do the followings occur in your everyday life? Parents (4) Your mother/father cares when you did not do what she asked you to.

Information	[Type= discrete] [Format=numeric] [Range= 0-9] [Missing=*]
Statistics [NW/ W]	[Valid=2690 /-] [Invalid=0 /-]

Value	Label	Cases	Percentage
0	Not Applicable	58	 2.2%

as135f04: 35.How often do the followings occur in your everyday life? Parents (4) Your mother/father cares when you did not do what she asked you to.

Value	Label	Cases	Percentage
1	Always	774	28.8%
2	Often	786	29.2%
3	Half of the time	564	21.0%
4	Seldom	283	10.5%
5	Never	189	7.0%
9	Missing	36	1.3%

Warning: these figures indicate the number of cases found in the data file. They cannot be interpreted as summary statistics of the population of interest.

as135f05: 35.How often do the followings occur in your everyday life? Parents (5) your mother/father will punish you if you do something forbidden.

Information	[Type= discrete] [Format=numeric] [Range= 0-9] [Missing=*]
Statistics [NW/ W]	[Valid=2690 /-] [Invalid=0 /-]

Value	Label	Cases	Percentage
0	Not Applicable	57	2.1%
1	Always	735	27.3%
2	Often	599	22.3%
3	Half of the time	512	19.0%
4	Seldom	455	16.9%
5	Never	305	11.3%
9	Missing	27	1.0%

Warning: these figures indicate the number of cases found in the data file. They cannot be interpreted as summary statistics of the population of interest.

as135f06: 35.How often do the followings occur in your everyday life? Parents (6) Your mother/father will punish you if she/he means it.

Information	[Type= discrete] [Format=numeric] [Range= 0-9] [Missing=*]
Statistics [NW/ W]	[Valid=2690 /-] [Invalid=0 /-]

Value	Label	Cases	Percentage
0	Not Applicable	57	2.1%
1	Always	511	19.0%
2	Often	535	19.9%
3	Half of the time	564	21.0%
4	Seldom	577	21.4%
5	Never	429	15.9%
9	Missing	17	0.6%


Warning: these figures indicate the number of cases found in the data file. They cannot be interpreted as summary statistics of the population of interest.

as135f07: 35.How often do the followings occur in your everyday life? Parents(7)Your mother/father spansks you when you did something wrong.

Information	[Type= discrete] [Format=numeric] [Range= 0-9] [Missing=*]
Statistics [NW/ W]	[Valid=2690 /-] [Invalid=0 /-]

Value	Label	Cases	Percentage
0	Not Applicable	57	2.1%
1	Always	90	3.3%
2	Often	115	4.3%
3	Half of the time	215	8.0%








as135f07: 35.How often do the followings occur in your everyday life? Parents(7)Your mother/father spans you when you did something wrong.

Value	Label	Cases	Percentage
4	Seldom	643	 23.9%
5	Never	1557	 57.9%
9	Missing	13	 0.5%

Warning: these figures indicate the number of cases found in the data file. They cannot be interpreted as summary statistics of the population of interest.

as135f08: 35.How often do the followings occur in your everyday life? Parents (8) Your mother/father will use a belt or something of the sort to whip you.








Information	[Type= discrete] [Format=numeric] [Range= 0-9] [Missing=*]
Statistics [NW/ W]	[Valid=2690 /-] [Invalid=0 /-]

Value	Label	Cases	Percentage
0	Not Applicable	57	 2.1%
1	Always	81	 3.0%
2	Often	80	 3.0%
3	Half of the time	150	 5.6%
4	Seldom	425	 15.8%
5	Never	1885	 70.1%
9	Missing	12	 0.4%

Warning: these figures indicate the number of cases found in the data file. They cannot be interpreted as summary statistics of the population of interest.

as135f09: 35.How often do the followings occur in your everyday life? Parents (9) Your mother/father asks you to leave the house or lock you out when you do something wrong.








Information	[Type= discrete] [Format=numeric] [Range= 0-9] [Missing=*]
Statistics [NW/ W]	[Valid=2690 /-] [Invalid=0 /-]

Value	Label	Cases	Percentage
0	Not Applicable	57	 2.1%
1	Always	29	 1.1%
2	Often	27	 1.0%
3	Half of the time	90	 3.3%
4	Seldom	301	 11.2%
5	Never	2168	 80.6%
9	Missing	18	 0.7%

Warning: these figures indicate the number of cases found in the data file. They cannot be interpreted as summary statistics of the population of interest.

as135f10: 35.How often do the followings occur in your everyday life? Parents (10) Your mother/father will tell you her/his opinions regarding the whole family.

Information	[Type= discrete] [Format=numeric] [Range= 0-9] [Missing=*]
Statistics [NW/ W]	[Valid=2690 /-] [Invalid=0 /-]








Value	Label	Cases	Percentage
0	Not Applicable	57	 2.1%
1	Always	459	 17.1%
2	Often	471	 17.5%
3	Half of the time	604	 22.5%
4	Seldom	524	 19.5%
5	Never	555	 20.6%
9	Missing	20	 0.7%

Warning: these figures indicate the number of cases found in the data file. They cannot be interpreted as summary statistics of the population of interest.

as135f11: 35.How often do the followings occur in your everyday life? Parents (11) Your mother/father will tell you her/his reasons for any decision.

Information [Type= discrete] [Format=numeric] [Range= 0-9] [Missing=*]

Statistics [NW/ W] [Valid=2690 /-] [Invalid=0 /-]








Value	Label	Cases	Percentage
0	Not Applicable	57	 2.1%
1	Always	508	 18.9%
2	Often	547	 20.3%
3	Half of the time	576	 21.4%
4	Seldom	492	 18.3%
5	Never	498	 18.5%
9	Missing	12	 0.4%

Warning: these figures indicate the number of cases found in the data file. They cannot be interpreted as summary statistics of the population of interest.

as135f12: 35.How often do the followings occur in your everyday life? Parents (12) Your mother/father will ask for your opinions before making any decision regarding you.

Information [Type= discrete] [Format=numeric] [Range= 0-9] [Missing=*]

Statistics [NW/ W] [Valid=2690 /-] [Invalid=0 /-]








Value	Label	Cases	Percentage
0	Not Applicable	57	 2.1%
1	Always	660	 24.5%
2	Often	530	 19.7%
3	Half of the time	592	 22.0%
4	Seldom	411	 15.3%
5	Never	427	 15.9%
9	Missing	13	 0.5%

Warning: these figures indicate the number of cases found in the data file. They cannot be interpreted as summary statistics of the population of interest.

as201000: 1.In your opinion, how many teachers have been willing to pay attention on you since you attended junior high?

Information [Type= discrete] [Format=numeric] [Range= 1-9] [Missing=*]

Statistics [NW/ W] [Valid=2690 /-] [Invalid=0 /-]

Value	Label	Cases	Percentage
1	None	605	 22.5%
2	One	316	 11.7%
3	Two	430	 16.0%
4	Three	510	 19.0%
5	Four	244	 9.1%
6	Five or more	580	 21.6%
9	Missing	5	 0.2%

Warning: these figures indicate the number of cases found in the data file. They cannot be interpreted as summary statistics of the population of interest.

as202000: 2.In your opinion, how many teachers have NOT been willing to pay attention on you since you attended junior high?

Information [Type= discrete] [Format=numeric] [Range= 1-9] [Missing=*]

Statistics [NW/ W] [Valid=2690 /-] [Invalid=0 /-]

Value	Label	Cases	Percentage
1	None	1750	 65.1%

as202000: 2.In your opinion, how many teachers have NOT been willing to pay attention on you since you attended junior high?

Value	Label	Cases	Percentage
2	One	392	14.6%
3	Two	285	10.6%
4	Three	115	4.3%
5	Four	32	1.2%
6	Five or more	106	3.9%
9	Missing	10	0.4%

Warning: these figures indicate the number of cases found in the data file. They cannot be interpreted as summary statistics of the population of interest.

as203000: 3.How many teachers do you liked when you entered junior high?

Information	[Type= discrete] [Format=numeric] [Range= 1-9] [Missing=*]
Statistics [NW/ W]	[Valid=2690 /-] [Invalid=0 /-]

Value	Label	Cases	Percentage
1	None	370	13.8%
2	One	260	9.7%
3	Two	407	15.1%
4	Three	453	16.8%
5	Four	277	10.3%
6	Five or more	911	33.9%
9	Missing	12	0.4%

Warning: these figures indicate the number of cases found in the data file. They cannot be interpreted as summary statistics of the population of interest.

as204000: 4.How many teachers do you disliked when you entered junior high?

Information	[Type= discrete] [Format=numeric] [Range= 1-9] [Missing=*]
Statistics [NW/ W]	[Valid=2690 /-] [Invalid=0 /-]

Value	Label	Cases	Percentage
1	None	926	34.4%
2	One	531	19.7%
3	Two	499	18.6%
4	Three	328	12.2%
5	Four	143	5.3%
6	Five or more	259	9.6%
9	Missing	4	0.1%

Warning: these figures indicate the number of cases found in the data file. They cannot be interpreted as summary statistics of the population of interest.

as205000: 5.Among the subjects you were examined on, how many of them did you enjoy?

Information	[Type= discrete] [Format=numeric] [Range= 1-9] [Missing=*]
Statistics [NW/ W]	[Valid=2690 /-] [Invalid=0 /-]

Value	Label	Cases	Percentage
1	None	286	10.6%
2	One subject	368	13.7%
3	Two subject	697	25.9%
4	Three subjects or more	1310	48.7%
9	Missing	29	1.1%

Warning: these figures indicate the number of cases found in the data file. They cannot be interpreted as summary statistics of the population of interest.

# as206000: 6.Among the subjects you weren't examined on, how many of them did you enjoy?			
Information	[Type= discrete] [Format=numeric] [Range= 1-9] [Missing=*]		
Statistics [NW/ W]	[Valid=2690 /-] [Invalid=0 /-]		
Value	Label	Cases	Percentage
1	None	241	<div><div></div></div> 9.0%
2	One subject	402	<div><div></div></div> 14.9%
3	Two subject	653	<div><div></div></div> 24.3%
4	Three subjects or more	1388	<div><div></div></div> 51.6%
9	Missing	6	<div><div></div></div> 0.2%
Warning: these figures indicate the number of cases found in the data file. They cannot be interpreted as summary statistics of the population of interest.			
# as207000: 7.What was your academic standing when you graduated elementary school?			
Information	[Type= discrete] [Format=numeric] [Range= 1-9] [Missing=*]		
Statistics [NW/ W]	[Valid=2690 /-] [Invalid=0 /-]		
Value	Label	Cases	Percentage
1	Top five in the class	487	<div><div></div></div> 18.1%
2	6th-10th place in the class	579	<div><div></div></div> 21.5%
3	11th-20th place in the class	1040	<div><div></div></div> 38.7%
4	21st place and below	575	<div><div></div></div> 21.4%
9	Missing	9	<div><div></div></div> 0.3%
Warning: these figures indicate the number of cases found in the data file. They cannot be interpreted as summary statistics of the population of interest.			
# as208000: 8.Have you represented your class/school to participate in any competition in the 5th/6th grade?			
Information	[Type= discrete] [Format=numeric] [Range= 1-9] [Missing=*]		
Statistics [NW/ W]	[Valid=2690 /-] [Invalid=0 /-]		
Value	Label	Cases	Percentage
1	Yes	1786	<div><div></div></div> 66.4%
2	No	899	<div><div></div></div> 33.4%
9	Missing	5	<div><div></div></div> 0.2%
Warning: these figures indicate the number of cases found in the data file. They cannot be interpreted as summary statistics of the population of interest.			
# as208a01: 8a.What kind? (Multiple selection possible) (1) Sports or performing arts			
Information	[Type= discrete] [Format=numeric] [Range= 0-9] [Missing=*]		
Statistics [NW/ W]	[Valid=2690 /-] [Invalid=0 /-]		
Value	Label	Cases	Percentage
0	Skip question(If you select (2), please proceed to Question	899	<div><div></div></div> 33.4%
1	Yes	986	<div><div></div></div> 36.7%
2	No	799	<div><div></div></div> 29.7%
9	Missing	6	<div><div></div></div> 0.2%
Warning: these figures indicate the number of cases found in the data file. They cannot be interpreted as summary statistics of the population of interest.			
# as208a02: 8a.What kind? (Multiple selection possible) (2) Arts or calligraphy			
Information	[Type= discrete] [Format=numeric] [Range= 0-9] [Missing=*]		
Statistics [NW/ W]	[Valid=2690 /-] [Invalid=0 /-]		
Value	Label	Cases	Percentage
0	Skip question(If you select (2), please proceed to Question	899	<div><div></div></div> 33.4%
1	Yes	576	<div><div></div></div> 21.4%
2	No	1209	<div><div></div></div> 44.9%

# as208a02: 8a.What kind? (Multiple selection possible) (2) Arts or calligraphy			
Value	Label	Cases	Percentage
9	Missing	6	0.2%
Warning: these figures indicate the number of cases found in the data file. They cannot be interpreted as summary statistics of the population of interest.			
# as208a03: 8a.What kind? (Multiple selection possible) (3) Writing or speech			
Information	[Type= discrete] [Format=numeric] [Range= 0-9] [Missing=*]		
Statistics [NW/ W]	[Valid=2690 /-] [Invalid=0 /-]		
Value	Label	Cases	Percentage
0	Skip question(If you select (2), please proceed to Question	899	33.4%
1	Yes	555	20.6%
2	No	1230	45.7%
9	Missing	6	0.2%
Warning: these figures indicate the number of cases found in the data file. They cannot be interpreted as summary statistics of the population of interest.			
# as208a04: 8a.What kind? (Multiple selection possible) (4) Music			
Information	[Type= discrete] [Format=numeric] [Range= 0-9] [Missing=*]		
Statistics [NW/ W]	[Valid=2690 /-] [Invalid=0 /-]		
Value	Label	Cases	Percentage
0	Skip question(If you select (2), please proceed to Question	899	33.4%
1	Yes	345	12.8%
2	No	1440	53.5%
9	Missing	6	0.2%
Warning: these figures indicate the number of cases found in the data file. They cannot be interpreted as summary statistics of the population of interest.			
# as208a05: 8a.What kind? (Multiple selection possible) (5) Science fair			
Information	[Type= discrete] [Format=numeric] [Range= 0-9] [Missing=*]		
Statistics [NW/ W]	[Valid=2690 /-] [Invalid=0 /-]		
Value	Label	Cases	Percentage
0	Skip question(If you select (2), please proceed to Question	899	33.4%
1	Yes	307	11.4%
2	No	1478	54.9%
9	Missing	6	0.2%
Warning: these figures indicate the number of cases found in the data file. They cannot be interpreted as summary statistics of the population of interest.			
# as208a06: 8a.What kind? (Multiple selection possible) (6) Others (please specify): _____			
Information	[Type= discrete] [Format=numeric] [Range= 0-9] [Missing=*]		
Statistics [NW/ W]	[Valid=2690 /-] [Invalid=0 /-]		
Value	Label	Cases	Percentage
0	Skip question(If you select (2), please proceed to Question	899	33.4%
1	Yes	104	3.9%
2	No	1681	62.5%
9	Missing	6	0.2%
Warning: these figures indicate the number of cases found in the data file. They cannot be interpreted as summary statistics of the population of interest.			
# as209001: 9.Do you feel talented in...? (1) Sports or performing arts			
Information	[Type= discrete] [Format=numeric] [Range= 1-9] [Missing=*]		
Statistics [NW/ W]	[Valid=2690 /-] [Invalid=0 /-]		

# as209001: 9.Do you feel talented in...? (1) Sports or performing arts			
Value	Label	Cases	Percentage
1	yes	1154	<div><div></div></div> 42.9%
2	no	1534	<div><div></div></div> 57.0%
9	Missing	2	0.1%
Warning: these figures indicate the number of cases found in the data file. They cannot be interpreted as summary statistics of the population of interest.			
# as209002: 9.Do you feel talented in...? (2) Arts or calligraphy			
Information	[Type= discrete] [Format=numeric] [Range= 1-9] [Missing=*]		
Statistics [NW/ W]	[Valid=2690 /-] [Invalid=0 /-]		
Value	Label	Cases	Percentage
1	yes	707	<div><div></div></div> 26.3%
2	no	1981	<div><div></div></div> 73.6%
9	Missing	2	0.1%
Warning: these figures indicate the number of cases found in the data file. They cannot be interpreted as summary statistics of the population of interest.			
# as209003: 9.Do you feel talented in...? (3) Writing or speech			
Information	[Type= discrete] [Format=numeric] [Range= 1-9] [Missing=*]		
Statistics [NW/ W]	[Valid=2690 /-] [Invalid=0 /-]		
Value	Label	Cases	Percentage
1	yes	406	<div><div></div></div> 15.1%
2	no	2282	<div><div></div></div> 84.8%
9	Missing	2	0.1%
Warning: these figures indicate the number of cases found in the data file. They cannot be interpreted as summary statistics of the population of interest.			
# as209004: 9.Do you feel talented in...? (4) Music			
Information	[Type= discrete] [Format=numeric] [Range= 1-9] [Missing=*]		
Statistics [NW/ W]	[Valid=2690 /-] [Invalid=0 /-]		
Value	Label	Cases	Percentage
1	yes	781	<div><div></div></div> 29.0%
2	no	1907	<div><div></div></div> 70.9%
9	Missing	2	0.1%
Warning: these figures indicate the number of cases found in the data file. They cannot be interpreted as summary statistics of the population of interest.			
# as209005: 9.Do you feel talented in...? (5) Science			
Information	[Type= discrete] [Format=numeric] [Range= 1-9] [Missing=*]		
Statistics [NW/ W]	[Valid=2690 /-] [Invalid=0 /-]		
Value	Label	Cases	Percentage
1	yes	323	<div><div></div></div> 12.0%
2	no	2365	<div><div></div></div> 87.9%
9	Missing	2	0.1%
Warning: these figures indicate the number of cases found in the data file. They cannot be interpreted as summary statistics of the population of interest.			
# as209006: 9.Do you feel talented in...? (6) Others (please specify):_____			
Information	[Type= discrete] [Format=numeric] [Range= 1-9] [Missing=*]		
Statistics [NW/ W]	[Valid=2690 /-] [Invalid=0 /-]		
Value	Label	Cases	Percentage
1	yes	134	<div><div></div></div> 5.0%

# as209006: 9.Do you feel talented in...? (6) Others (please specify):_____			
Value	Label	Cases	Percentage
2	no	2554	<div></div> 94.9%
9	Missing	2	<div></div> 0.1%
Warning: these figures indicate the number of cases found in the data file. They cannot be interpreted as summary statistics of the population of interest.			
# as209007: 9.Do you feel talented in...? (7) None			
Information	[Type= discrete] [Format=numeric] [Range= 1-9] [Missing=*]		
Statistics [NW/ W]	[Valid=2690 /-] [Invalid=0 /-]		
Value	Label	Cases	Percentage
1	yes	548	<div></div> 20.4%
2	no	2140	<div></div> 79.6%
9	Missing	2	<div></div> 0.1%
Warning: these figures indicate the number of cases found in the data file. They cannot be interpreted as summary statistics of the population of interest.			
# as210001: 10.Have you served in the following positions in 5th/6th grade? (1) Class leader			
Information	[Type= discrete] [Format=numeric] [Range= 1-9] [Missing=*]		
Statistics [NW/ W]	[Valid=2690 /-] [Invalid=0 /-]		
Value	Label	Cases	Percentage
1	Yes	1843	<div></div> 68.5%
2	No	840	<div></div> 31.2%
9	Missing	7	<div></div> 0.3%
Warning: these figures indicate the number of cases found in the data file. They cannot be interpreted as summary statistics of the population of interest.			
# as210002: 10.Have you served in the following positions in 5th/6th grade? (2) Student organizations leader			
Information	[Type= discrete] [Format=numeric] [Range= 1-9] [Missing=*]		
Statistics [NW/ W]	[Valid=2690 /-] [Invalid=0 /-]		
Value	Label	Cases	Percentage
1	Yes	540	<div></div> 20.1%
2	No	2121	<div></div> 78.8%
9	Missing	29	<div></div> 1.1%
Warning: these figures indicate the number of cases found in the data file. They cannot be interpreted as summary statistics of the population of interest.			
# as210003: 10.Have you served in the following positions in 5th/6th grade? (3) Teaching assistant for a certain subject			
Information	[Type= discrete] [Format=numeric] [Range= 1-9] [Missing=*]		
Statistics [NW/ W]	[Valid=2690 /-] [Invalid=0 /-]		
Value	Label	Cases	Percentage
1	Yes	905	<div></div> 33.6%
2	No	1766	<div></div> 65.7%
9	Missing	19	<div></div> 0.7%
Warning: these figures indicate the number of cases found in the data file. They cannot be interpreted as summary statistics of the population of interest.			
# as211000: 11.In general, did you enjoy your elementary school life?			
Information	[Type= discrete] [Format=numeric] [Range= 1-4] [Missing=*]		
Statistics [NW/ W]	[Valid=2690 /-] [Invalid=0 /-]		
Value	Label	Cases	Percentage
1	Yes, very much	1294	<div></div> 48.1%
2	Yes, somewhat	1192	<div></div> 44.3%

# as211000: 11.In general, did you enjoy your elementary school life?			
Value	Label	Cases	Percentage
3	No, not really	154	<div><div></div></div> 5.7%
4	No, not at all	50	<div><div></div></div> 1.9%
Warning: these figures indicate the number of cases found in the data file. They cannot be interpreted as summary statistics of the population of interest.			
# as212000: 12.In general, do you prefer elementary school life to junior high school life?			
Information	[Type= discrete] [Format=numeric] [Range= 1-9] [Missing=*]		
Statistics [NW/ W]	[Valid=2690 /-] [Invalid=0 /-]		
Value	Label	Cases	Percentage
1	I prefer life in elementary school	1212	<div><div></div></div> 45.1%
2	I enjoy junior high school life	299	<div><div></div></div> 11.1%
3	I enjoy the both experiences	685	<div><div></div></div> 25.5%
4	I dislike the both experiences	51	<div><div></div></div> 1.9%
5	It's hard to say	436	<div><div></div></div> 16.2%
9	Missing	7	<div><div></div></div> 0.3%
Warning: these figures indicate the number of cases found in the data file. They cannot be interpreted as summary statistics of the population of interest.			
# as213000: 13.In retrospect to your 7th grade, were your grades in 7th grade better or worse compared to elementary?			
Information	[Type= discrete] [Format=numeric] [Range= 1-9] [Missing=*]		
Statistics [NW/ W]	[Valid=2690 /-] [Invalid=0 /-]		
Value	Label	Cases	Percentage
1	I have improved a lot	320	<div><div></div></div> 11.9%
2	I have improved a little	662	<div><div></div></div> 24.6%
3	I don't think there's a difference	586	<div><div></div></div> 21.8%
4	I have done a little worse	693	<div><div></div></div> 25.8%
5	I have done a lot worse	420	<div><div></div></div> 15.6%
9	Missing	9	<div><div></div></div> 0.3%
Warning: these figures indicate the number of cases found in the data file. They cannot be interpreted as summary statistics of the population of interest.			
# as214000: 14.In general, do you prefer your elementary teachers to those in junior high school?			
Information	[Type= discrete] [Format=numeric] [Range= 1-9] [Missing=*]		
Statistics [NW/ W]	[Valid=2690 /-] [Invalid=0 /-]		
Value	Label	Cases	Percentage
1	I like my elementary school teacher more	858	<div><div></div></div> 31.9%
2	I like my junior high school teacher more	326	<div><div></div></div> 12.1%
3	I like both teachers	911	<div><div></div></div> 33.9%
4	I dislike both	89	<div><div></div></div> 3.3%
5	It's hard to say	501	<div><div></div></div> 18.6%
9	Missing	5	<div><div></div></div> 0.2%
Warning: these figures indicate the number of cases found in the data file. They cannot be interpreted as summary statistics of the population of interest.			

# as215000: 15.How many days were you absent from school last month (including sick leave)?			
Information	[Type= discrete] [Format=numeric] [Range= 1-99] [Missing=*]		
Statistics [NW/ W]	[Valid=2690 /-] [Invalid=0 /-]		
Value	Label	Cases	Percentage
1	An Entire month	26	1.0%
2	More than 2 weeks	10	0.4%
3	10-15 days	17	0.6%
4	7-9 days	12	0.4%
5	5-6 days	21	0.8%
6	3-4 days	86	3.2%
7	1-2 days	270	10.0%
8	Less than a day	149	5.5%
9	0 days	2098	78.0%
99	Missing	1	0.0%
<i>Warning: these figures indicate the number of cases found in the data file. They cannot be interpreted as summary statistics of the population of interest.</i>			
# as216001: 16. Have you served any of the following positions in junior high? (1) Class leader			
Information	[Type= discrete] [Format=numeric] [Range= 1-9] [Missing=*]		
Statistics [NW/ W]	[Valid=2690 /-] [Invalid=0 /-]		
Value	Label	Cases	Percentage
1	Yes	1544	57.4%
2	No	1141	42.4%
9	Missing	5	0.2%
<i>Warning: these figures indicate the number of cases found in the data file. They cannot be interpreted as summary statistics of the population of interest.</i>			
# as216002: 16.Have you served any of the following positions in junior high? (2) Student organization leader			
Information	[Type= discrete] [Format=numeric] [Range= 1-9] [Missing=*]		
Statistics [NW/ W]	[Valid=2690 /-] [Invalid=0 /-]		
Value	Label	Cases	Percentage
1	Yes	213	7.9%
2	No	2455	91.3%
9	Missing	22	0.8%
<i>Warning: these figures indicate the number of cases found in the data file. They cannot be interpreted as summary statistics of the population of interest.</i>			
# as216003: 16.Have you served any of the following positions in junior high? (3) Teaching assistant for a certain subject			
Information	[Type= discrete] [Format=numeric] [Range= 1-9] [Missing=*]		
Statistics [NW/ W]	[Valid=2690 /-] [Invalid=0 /-]		
Value	Label	Cases	Percentage
1	Yes	1172	43.6%
2	No	1510	56.1%
9	Missing	8	0.3%
<i>Warning: these figures indicate the number of cases found in the data file. They cannot be interpreted as summary statistics of the population of interest.</i>			
# as217000: 17.Have you represented your class/school to participate in any competition since you were in junior high?			
Information	[Type= discrete] [Format=numeric] [Range= 1-9] [Missing=*]		
Statistics [NW/ W]	[Valid=2690 /-] [Invalid=0 /-]		

as217000: 17.Have you represented your class/school to participate in any competition since you were in junior high?

Value	Label	Cases	Percentage
1	Yes	1076	40.0%
2	No (Please proceed to Question 19)	1601	59.5%
9	Missing	13	0.5%

Warning: these figures indicate the number of cases found in the data file. They cannot be interpreted as summary statistics of the population of interest.

as217a01: 17a.What kind? (Multiple selections possible) (1) Sports or performing arts

Information	[Type= discrete] [Format=numeric] [Range= 0-9] [Missing=*]
Statistics [NW/ W]	[Valid=2690 /-] [Invalid=0 /-]

Value	Label	Cases	Percentage
0	Not Applicable	1601	59.5%
1	Strongly Agree	459	17.1%
2	Agree	613	22.8%
3	Disagree	0	
4	Strongly disagree	0	
9	Missing	17	0.6%

Warning: these figures indicate the number of cases found in the data file. They cannot be interpreted as summary statistics of the population of interest.

as217a02: 17a.What kind? (Multiple selections possible) (2) Arts or calligraphy

Information	[Type= discrete] [Format=numeric] [Range= 0-9] [Missing=*]
Statistics [NW/ W]	[Valid=2690 /-] [Invalid=0 /-]

Value	Label	Cases	Percentage
0	Not Applicable	1601	59.5%
1	Strongly Agree	288	10.7%
2	Agree	784	29.1%
3	Disagree	0	
4	Strongly disagree	0	
9	Missing	17	0.6%

Warning: these figures indicate the number of cases found in the data file. They cannot be interpreted as summary statistics of the population of interest.

as217a03: 17a.What kind? (Multiple selections possible) (3) Writing or speech

Information	[Type= discrete] [Format=numeric] [Range= 0-9] [Missing=*]
Statistics [NW/ W]	[Valid=2690 /-] [Invalid=0 /-]

Value	Label	Cases	Percentage
0	Not Applicable	1601	59.5%
1	Strongly Agree	310	11.5%
2	Agree	762	28.3%
3	Disagree	0	
4	Strongly disagree	0	
9	Missing	17	0.6%

Warning: these figures indicate the number of cases found in the data file. They cannot be interpreted as summary statistics of the population of interest.





as217a04: 17a.What kind? (Multiple selections possible) (4) Music

Information	[Type= discrete] [Format=numeric] [Range= 0-9] [Missing=*]
Statistics [NW/ W]	[Valid=2690 /-] [Invalid=0 /-]

Value	Label	Cases	Percentage
0	Not Applicable	1601	59.5%

# as217a04: 17a.What kind? (Multiple selections possible) (4) Music			
Value	Label	Cases	Percentage
1	Strongly Agree	131	<div><div></div></div> 4.9%
2	Agree	941	<div><div></div></div> 35.0%
3	Disagree	0	
4	Strongly disagree	0	
9	Missing	17	<div><div></div></div> 0.6%
Warning: these figures indicate the number of cases found in the data file. They cannot be interpreted as summary statistics of the population of interest.			
# as217a05: 17a.What kind? (Multiple selections possible) (5) Science fair			
Information	[Type= discrete] [Format=numeric] [Range= 0-9] [Missing=*]		
Statistics [NW/ W]	[Valid=2690 /-] [Invalid=0 /-]		
Value	Label	Cases	Percentage
0	Not Applicable	1601	<div><div></div></div> 59.5%
1	Strongly Agree	150	<div><div></div></div> 5.6%
2	Agree	922	<div><div></div></div> 34.3%
3	Disagree	0	
4	Strongly disagree	0	
9	Missing	17	<div><div></div></div> 0.6%
Warning: these figures indicate the number of cases found in the data file. They cannot be interpreted as summary statistics of the population of interest.			
# as217a06: 17a.What kind? (Multiple selections possible) (6) Others (please specify): _____			
Information	[Type= discrete] [Format=numeric] [Range= 0-9] [Missing=*]		
Statistics [NW/ W]	[Valid=2690 /-] [Invalid=0 /-]		
Value	Label	Cases	Percentage
0	Not Applicable	1601	<div><div></div></div> 59.5%
1	Strongly Agree	71	<div><div></div></div> 2.6%
2	Agree	1001	<div><div></div></div> 37.2%
3	Disagree	0	
4	Strongly disagree	0	
9	Missing	17	<div><div></div></div> 0.6%
Warning: these figures indicate the number of cases found in the data file. They cannot be interpreted as summary statistics of the population of interest.			
# as218001: 18.How much do you agree with the following statements regarding your school? (1) I like my school			
Information	[Type= discrete] [Format=numeric] [Range= 0-9] [Missing=*]		
Statistics [NW/ W]	[Valid=2690 /-] [Invalid=0 /-]		
Value	Label	Cases	Percentage
0	Not Applicable	0	
1	Strongly Agree	556	<div><div></div></div> 20.7%
2	Agree	1607	<div><div></div></div> 59.7%
3	Disagree	400	<div><div></div></div> 14.9%
4	Strongly disagree	122	<div><div></div></div> 4.5%
9	Missing	5	<div><div></div></div> 0.2%
Warning: these figures indicate the number of cases found in the data file. They cannot be interpreted as summary statistics of the population of interest.			
# as218002: 18.How much do you agree with the following statements regarding your school? (2) I don't think I am a part of my school			
Information	[Type= discrete] [Format=numeric] [Range= 0-9] [Missing=*]		
Statistics [NW/ W]	[Valid=2690 /-] [Invalid=0 /-]		





as218002: 18.How much do you agree with the following statements regarding your school? (2) I don't think I am a part of my school

Value	Label	Cases	Percentage
0	Not Applicable	0	
1	Strongly Agree	119	 4.4%
2	Agree	393	 14.6%
3	Disagree	1226	 45.6%
4	Strongly disagree	943	 35.1%
9	Missing	9	0.3%

Warning: these figures indicate the number of cases found in the data file. They cannot be interpreted as summary statistics of the population of interest.

as218003: 18.How much do you agree with the following statements regarding your school? (3) I am proud of my school






Information	[Type= discrete] [Format=numeric] [Range= 0-9] [Missing=*]
Statistics [NW/ W]	[Valid=2690 /-] [Invalid=0 /-]

Value	Label	Cases	Percentage
0	Not Applicable	0	
1	Strongly Agree	585	 21.7%
2	Agree	1453	 54.0%
3	Disagree	503	 18.7%
4	Strongly disagree	146	 5.4%
9	Missing	3	0.1%

Warning: these figures indicate the number of cases found in the data file. They cannot be interpreted as summary statistics of the population of interest.

as219001: 19.Do the following problems exist in your school? If so, how serious? (1) Using illicit drug






Information	[Type= discrete] [Format=numeric] [Range= 1-9] [Missing=*]
Statistics [NW/ W]	[Valid=2690 /-] [Invalid=0 /-]

Value	Label	Cases	Percentage
1	No	1753	 65.2%
2	Yes, but it's not serious	379	 14.1%
3	Yes, it's a little serious	192	 7.1%
4	Yes, it's pretty serious	101	 3.8%
5	Yes, it's very serious	262	 9.7%
9	Missing	3	0.1%

Warning: these figures indicate the number of cases found in the data file. They cannot be interpreted as summary statistics of the population of interest.

as219002: 19.Do the following problems exist in your school? If so, how serious? (2) Bullying

Information	[Type= discrete] [Format=numeric] [Range= 1-9] [Missing=*]
Statistics [NW/ W]	[Valid=2690 /-] [Invalid=0 /-]

Value	Label	Cases	Percentage
1	No	389	 14.5%
2	Yes, but it's not serious	717	 26.7%
3	Yes, it's a little serious	833	 31.0%
4	Yes, it's pretty serious	388	 14.4%
5	Yes, it's very serious	359	 13.3%
9	Missing	4	0.1%






Warning: these figures indicate the number of cases found in the data file. They cannot be interpreted as summary statistics of the population of interest.

# as219003: 19.Do the following problems exist in your school? If so, how serious? (3) Drinking alcohol			
Information	[Type= discrete] [Format=numeric] [Range= 1-9] [Missing=*]		
Statistics [NW/ W]	[Valid=2690 /-] [Invalid=0 /-]		
Value	Label	Cases	Percentage
1	No	1604	<div></div> 59.6%
2	Yes, but it's not serious	494	<div></div> 18.4%
3	Yes, it's a little serious	232	<div></div> 8.6%
4	Yes, it's pretty serious	137	<div></div> 5.1%
5	Yes, it's very serious	205	<div></div> 7.6%
9	Missing	18	<div></div> 0.7%
Warning: these figures indicate the number of cases found in the data file. They cannot be interpreted as summary statistics of the population of interest.			
# as219004: 19.Do the following problems exist in your school? If so, how serious? (4) Students not caring about their academic performance and the knowledge			
Information	[Type= discrete] [Format=numeric] [Range= 1-9] [Missing=*]		
Statistics [NW/ W]	[Valid=2690 /-] [Invalid=0 /-]		
Value	Label	Cases	Percentage
1	No	492	<div></div> 18.3%
2	Yes, but it's not serious	709	<div></div> 26.4%
3	Yes, it's a little serious	797	<div></div> 29.6%
4	Yes, it's pretty serious	378	<div></div> 14.1%
5	Yes, it's very serious	306	<div></div> 11.4%
9	Missing	8	<div></div> 0.3%
Warning: these figures indicate the number of cases found in the data file. They cannot be interpreted as summary statistics of the population of interest.			
# as219005: 19.Do the following problems exist in your school? If so, how serious? (5) Smoking			
Information	[Type= discrete] [Format=numeric] [Range= 1-9] [Missing=*]		
Statistics [NW/ W]	[Valid=2690 /-] [Invalid=0 /-]		
Value	Label	Cases	Percentage
1	No	535	<div></div> 19.9%
2	Yes, but it's not serious	490	<div></div> 18.2%
3	Yes, it's a little serious	612	<div></div> 22.8%
4	Yes, it's pretty serious	509	<div></div> 18.9%
5	Yes, it's very serious	527	<div></div> 19.6%
9	Missing	17	<div></div> 0.6%
Warning: these figures indicate the number of cases found in the data file. They cannot be interpreted as summary statistics of the population of interest.			
# as219006: 19.Do the following problems exist in your school? If so, how serious? (6) Students not respecting teachers			
Information	[Type= discrete] [Format=numeric] [Range= 1-9] [Missing=*]		
Statistics [NW/ W]	[Valid=2690 /-] [Invalid=0 /-]		
Value	Label	Cases	Percentage
1	No	452	<div></div> 16.8%
2	Yes, but it's not serious	787	<div></div> 29.3%
3	Yes, it's a little serious	744	<div></div> 27.7%
4	Yes, it's pretty serious	367	<div></div> 13.6%
5	Yes, it's very serious	337	<div></div> 12.5%
9	Missing	3	<div></div> 0.1%
Warning: these figures indicate the number of cases found in the data file. They cannot be interpreted as summary statistics of the population of interest.			

# as219007: 19.Do the following problems exist in your school? If so, how serious? (7) Principal, administrators, or staff showing no concern for students			
Information	[Type= discrete] [Format=numeric] [Range= 1-9] [Missing=*]		
Statistics [NW/ W]	[Valid=2690 /-] [Invalid=0 /-]		
Value	Label	Cases	Percentage
1	No	1666	<div><div></div></div> 61.9%
2	Yes, but it's not serious	463	<div><div></div></div> 17.2%
3	Yes, it's a little serious	184	<div><div></div></div> 6.8%
4	Yes, it's pretty serious	131	<div><div></div></div> 4.9%
5	Yes, it's very serious	240	<div><div></div></div> 8.9%
9	Missing	6	<div><div></div></div> 0.2%
Warning: these figures indicate the number of cases found in the data file. They cannot be interpreted as summary statistics of the population of interest.			
# as220000: 20.Does the incoming academic competition cause pressures for you?			
Information	[Type= discrete] [Format=numeric] [Range= 1-9] [Missing=*]		
Statistics [NW/ W]	[Valid=2690 /-] [Invalid=0 /-]		
Value	Label	Cases	Percentage
1	Yes	1974	<div><div></div></div> 73.4%
2	No	712	<div><div></div></div> 26.5%
9	Missing	4	<div><div></div></div> 0.1%
Warning: these figures indicate the number of cases found in the data file. They cannot be interpreted as summary statistics of the population of interest.			
# as221000: 21.Does your teacher show favor to students with better grades?			
Information	[Type= discrete] [Format=numeric] [Range= 1-9] [Missing=*]		
Statistics [NW/ W]	[Valid=2690 /-] [Invalid=0 /-]		
Value	Label	Cases	Percentage
1	Always	231	<div><div></div></div> 8.6%
2	Often	393	<div><div></div></div> 14.6%
3	Sometimes	842	<div><div></div></div> 31.3%
4	Never	1222	<div><div></div></div> 45.4%
9	Missing	2	<div><div></div></div> 0.1%
Warning: these figures indicate the number of cases found in the data file. They cannot be interpreted as summary statistics of the population of interest.			
# as222000: 22.According to your answer in previous question, do you think your teacher is fair?			
Information	[Type= discrete] [Format=numeric] [Range= 1-9] [Missing=*]		
Statistics [NW/ W]	[Valid=2690 /-] [Invalid=0 /-]		
Value	Label	Cases	Percentage
1	Very fair	627	<div><div></div></div> 23.3%
2	Fair	1057	<div><div></div></div> 39.3%
3	Unfair	704	<div><div></div></div> 26.2%
4	Very unfair	298	<div><div></div></div> 11.1%
9	Missing	4	<div><div></div></div> 0.1%
Warning: these figures indicate the number of cases found in the data file. They cannot be interpreted as summary statistics of the population of interest.			
# as223000: 23.Are you on track with your classes in school?			
Information	[Type= discrete] [Format=numeric] [Range= 1-5] [Missing=*]		
Statistics [NW/ W]	[Valid=2690 /-] [Invalid=0 /-]		

# as223000: 23.Are you on track with your classes in school?			
Value	Label	Cases	Percentage
1	I am really behind, and I have hard time catching up	275	<div><div></div></div> 10.2%
2	I am a little behind, but I think I will be able to catch up	697	<div><div></div></div> 25.9%
3	I am just a little behind, it will be easy for me to catch u	377	<div><div></div></div> 14.0%
4	I am right on track	1233	<div><div></div></div> 45.8%
5	I far exceed my classmates	108	<div><div></div></div> 4.0%
Warning: these figures indicate the number of cases found in the data file. They cannot be interpreted as summary statistics of the population of interest.			
# as224000: 24.Have you failed any subject on exams?			
Information	[Type= discrete] [Format=numeric] [Range= 1-9] [Missing=*]		
Statistics [NW/ W]	[Valid=2690 /-] [Invalid=0 /-]		
Value	Label	Cases	Percentage
1	Yes	1746	<div><div></div></div> 64.9%
2	No	939	<div><div></div></div> 34.9%
9	Missing	5	<div><div></div></div> 0.2%
Warning: these figures indicate the number of cases found in the data file. They cannot be interpreted as summary statistics of the population of interest.			
# as225000: 25.Compared with other classes in the same grade level, how's the overall academic performance of your class?			
Information	[Type= discrete] [Format=numeric] [Range= 1-9] [Missing=*]		
Statistics [NW/ W]	[Valid=2690 /-] [Invalid=0 /-]		
Value	Label	Cases	Percentage
1	A lot better	227	<div><div></div></div> 8.4%
2	Somewhat better	576	<div><div></div></div> 21.4%
3	About the same	695	<div><div></div></div> 25.8%
4	Somewhat worse	581	<div><div></div></div> 21.6%
5	A lot worse	393	<div><div></div></div> 14.6%
6	Don't know	216	<div><div></div></div> 8.0%
9	Missing	2	<div><div></div></div> 0.1%
Warning: these figures indicate the number of cases found in the data file. They cannot be interpreted as summary statistics of the population of interest.			
# as226000: 26.Have you taken the following medicine since entering junior high: sedatives, sleeping pill, all-purpose adhesive, organic solvent, FM2, rush, MDMA, amphetamine, heroin, morphine, marijuana, halcion, pentazocine, cocaine, secobarbital sodium, methaqual			
Information	[Type= discrete] [Format=numeric] [Range= 1-9] [Missing=*]		
Statistics [NW/ W]	[Valid=2690 /-] [Invalid=0 /-]		
Value	Label	Cases	Percentage
1	Never	2665	<div><div></div></div> 99.1%
2	Seldom	14	<div><div></div></div> 0.5%
3	Sometimes	4	<div><div></div></div> 0.1%
4	Often	5	<div><div></div></div> 0.2%
9	Missing	2	<div><div></div></div> 0.1%
Warning: these figures indicate the number of cases found in the data file. They cannot be interpreted as summary statistics of the population of interest.			
# as227001: 27.How much do you think the following statements about your class reflect current condition? (1) My classmates always offer help when I need them.			
Information	[Type= discrete] [Format=numeric] [Range= 1-9] [Missing=*]		
Statistics [NW/ W]	[Valid=2690 /-] [Invalid=0 /-]		






as227001: 27.How much do you think the following statements about your class reflect current condition? (1) My classmates always offer help when I need them.

Value	Label	Cases	Percentage
1	Fits very well	667	 24.8%
2	Fits well	1510	 56.1%
3	Doesn't really fit well	421	 15.7%
4	Doesn't fit at all	88	 3.3%
9	Missing	4	 0.1%

Warning: these figures indicate the number of cases found in the data file. They cannot be interpreted as summary statistics of the population of interest.

as227002: 27.How much do you think the following statements about your class reflect current condition? (2) I do not like to socialize with my classmates.






Information	[Type= discrete] [Format=numeric] [Range= 1-9] [Missing=*]
Statistics [NW/ W]	[Valid=2690 /-] [Invalid=0 /-]

Value	Label	Cases	Percentage
1	Fits very well	106	 3.9%
2	Fits well	302	 11.2%
3	Doesn't really fit well	1163	 43.2%
4	Doesn't fit at all	1109	 41.2%
9	Missing	10	 0.4%

Warning: these figures indicate the number of cases found in the data file. They cannot be interpreted as summary statistics of the population of interest.

as227003: 27.How much do you think the following statements about your class reflect current condition? (3) I always help my classmates when they need me.






Information	[Type= discrete] [Format=numeric] [Range= 1-9] [Missing=*]
Statistics [NW/ W]	[Valid=2690 /-] [Invalid=0 /-]

Value	Label	Cases	Percentage
1	Fits very well	672	 25.0%
2	Fits well	1721	 64.0%
3	Doesn't really fit well	248	 9.2%
4	Doesn't fit at all	40	 1.5%
9	Missing	9	 0.3%

Warning: these figures indicate the number of cases found in the data file. They cannot be interpreted as summary statistics of the population of interest.

as227004: 27.How much do you think the following statements about your class reflect current condition? (4) My classmates get along well and treat each other like a family.

Information	[Type= discrete] [Format=numeric] [Range= 1-9] [Missing=*]
Statistics [NW/ W]	[Valid=2690 /-] [Invalid=0 /-]

Value	Label	Cases	Percentage
1	Fits very well	414	 15.4%
2	Fits well	1197	 44.5%
3	Doesn't really fit well	845	 31.4%
4	Doesn't fit at all	223	 8.3%
9	Missing	11	 0.4%

Warning: these figures indicate the number of cases found in the data file. They cannot be interpreted as summary statistics of the population of interest.

as227005: 27.How much do you think the following statements about your class reflect current condition? (5) Compared to other classes, our classmates trust each other the most.

Information	[Type= discrete] [Format=numeric] [Range= 1-9] [Missing=*]
--------------------	--

# as227005: 27.How much do you think the following statements about your class reflect current condition? (5) Compared to other classes, our classmates trust each other the most.			
Statistics [NW/ W]		[Valid=2690 /-] [Invalid=0 /-]	
Value	Label	Cases	Percentage
1	Fits very well	461	17.1%
2	Fits well	1250	46.5%
3	Doesn't really fit well	763	28.4%
4	Doesn't fit at all	210	7.8%
9	Missing	6	0.2%
<i>Warning: these figures indicate the number of cases found in the data file. They cannot be interpreted as summary statistics of the population of interest.</i>			
# as228000: 28.Have you participated in after-school tutoring upon entering junior high? (Including cram school and private tutor)			
Information		[Type= discrete] [Format=numeric] [Range= 1-9] [Missing=*]	
Statistics [NW/ W]		[Valid=2690 /-] [Invalid=0 /-]	
Value	Label	Cases	Percentage
1	Yes	1730	64.3%
2	No(Proceed to Question 31)	958	35.6%
9	Missing	2	0.1%
<i>Warning: these figures indicate the number of cases found in the data file. They cannot be interpreted as summary statistics of the population of interest.</i>			
# as229000: 29.Whose idea was it for you to attend tutoring?			
Information		[Type= discrete] [Format=numeric] [Range= 0-9] [Missing=*]	
Statistics [NW/ W]		[Valid=2690 /-] [Invalid=0 /-]	
Value	Label	Cases	Percentage
0	Skip question	958	35.6%
1	Father	95	3.5%
2	Mother	406	15.1%
3	Both parents	547	20.3%
4	Self	610	22.7%
5	Teacher	6	0.2%
6	Classmates	18	0.7%
7	Other(Please specify)	38	1.4%
9	Missing	12	0.4%
<i>Warning: these figures indicate the number of cases found in the data file. They cannot be interpreted as summary statistics of the population of interest.</i>			
# as230000: 30.Are you currently participating in after-school tutoring? (including cram school and tutor)			
Information		[Type= discrete] [Format=numeric] [Range= 0-9] [Missing=*]	
Statistics [NW/ W]		[Valid=2690 /-] [Invalid=0 /-]	
Value	Label	Cases	Percentage
0	Skip question	958	35.6%
1	Yes	1514	56.3%
2	No	209	7.8%
9	Missing	9	0.3%
<i>Warning: these figures indicate the number of cases found in the data file. They cannot be interpreted as summary statistics of the population of interest.</i>			
# as230a00: 30a.How many hours do you spend on attending after-school tutoring in a typical week (include cram school and private tutoring)?			
Information		[Type= continuous] [Format=numeric] [Range= 0-999] [Missing=*]	

# as230a00: 30a.How many hours do you spend on attending after-school tutoring in a typical week (include cram school and private tutoring)?			
Statistics [NW/ W]		[Valid=2690 /-] [Invalid=0 /-]	
Value	Label	Cases	Percentage
0	Skip question	1168	<div><div></div></div> 95.1%
999	Missing	60	<div><div></div></div> 4.9%
Warning: these figures indicate the number of cases found in the data file. They cannot be interpreted as summary statistics of the population of interest.			
# as231000: 31.What was your grade point average ranking in the class last semester?			
Information		[Type= discrete] [Format=numeric] [Range= 1-9] [Missing=*]	
Statistics [NW/ W]		[Valid=2690 /-] [Invalid=0 /-]	
Value	Label	Cases	Percentage
1	Top5	396	<div><div></div></div> 14.7%
2	6th-10th place	489	<div><div></div></div> 18.2%
3	11th-20th place	875	<div><div></div></div> 32.5%
4	21st-30th place	664	<div><div></div></div> 24.7%
5	Last 30th place	253	<div><div></div></div> 9.4%
9	Missing	13	<div><div></div></div> 0.5%
Warning: these figures indicate the number of cases found in the data file. They cannot be interpreted as summary statistics of the population of interest.			
# as232000: 32.What is your expectation after graduating from junior high?			
Information		[Type= discrete] [Format=numeric] [Range= 1-9] [Missing=*]	
Statistics [NW/ W]		[Valid=2690 /-] [Invalid=0 /-]	
Value	Label	Cases	Percentage
1	Senior high school	1541	<div><div></div></div> 57.3%
2	Vocational senior high school	301	<div><div></div></div> 11.2%
3	Junior College (2 and 5 years)	129	<div><div></div></div> 4.8%
4	I just want to continue school, what type of school it is do	168	<div><div></div></div> 6.2%
5	I'm not planning on continuing school, I'm getting a job	28	<div><div></div></div> 1.0%
6	I'm sure that I won't be attending school, but I don't have	31	<div><div></div></div> 1.2%
7	Studying abroad	70	<div><div></div></div> 2.6%
8	I haven't thought about it	403	<div><div></div></div> 15.0%
9	Other(Please specify)	19	<div><div></div></div> 0.7%
Warning: these figures indicate the number of cases found in the data file. They cannot be interpreted as summary statistics of the population of interest.			
# as233000: 33.Considering your current academic and financial ability, what level of education do you think you can attain?			
Information		[Type= discrete] [Format=numeric] [Range= 1-9] [Missing=*]	
Statistics [NW/ W]		[Valid=2690 /-] [Invalid=0 /-]	
Value	Label	Cases	Percentage
1	Junior High School	201	<div><div></div></div> 7.5%
2	Senior high school/ Vocational senior high school	864	<div><div></div></div> 32.1%
3	Junior College (2 and 5 year	349	<div><div></div></div> 13.0%
4	University/Institute of Technolog	958	<div><div></div></div> 35.6%
5	Master's degree	128	<div><div></div></div> 4.8%
6	Doctorate degree	113	<div><div></div></div> 4.2%
7	Other(Please Specify	74	<div><div></div></div> 2.8%
9	Missing	3	<div><div></div></div> 0.1%

as233000: 33.Considering your current academic and financial ability, what level of education do you think you can attain?

Warning: these figures indicate the number of cases found in the data file. They cannot be interpreted as summary statistics of the population of interest.

as234000: 34.What level of education would you like to attain if you do not have any restraint?

Information [Type= discrete] [Format=numeric] [Range= 1-9] [Missing=*]

Statistics [NW/ W] [Valid=2690 /-] [Invalid=0 /-]

Value	Label	Cases	Percentage
1	Junior High School	112	4.2%
2	Senior high school/ Vocational senior high school	366	13.6%
3	Junior College (2 and 5 year	294	10.9%
4	University/Institute of Technolog	1229	45.7%
5	Master's degree	191	7.1%
6	Doctorate degree	459	17.1%
7	Other(Please Specify	34	1.3%
9	Missing	5	0.2%

Warning: these figures indicate the number of cases found in the data file. They cannot be interpreted as summary statistics of the population of interest.

as235000: 35.Do you plan to attend university?

Information [Type= discrete] [Format=numeric] [Range= 1-9] [Missing=*]

Statistics [NW/ W] [Valid=2690 /-] [Invalid=0 /-]

Value	Label	Cases	Percentage
1	Yes	1071	39.8%
2	Not decided yet	1157	43.0%
3	It does not matter	152	5.7%
4	No	280	10.4%
5	Other	13	0.5%
9	Missing	17	0.6%

Warning: these figures indicate the number of cases found in the data file. They cannot be interpreted as summary statistics of the population of interest.

**# as236001: 36.How much do you agree with the following statements regarding being a part of your school or society?
(1) Anyone can succeed if he/she can endure hardship.**

Information [Type= discrete] [Format=numeric] [Range= 1-9] [Missing=*]

Statistics [NW/ W] [Valid=2690 /-] [Invalid=0 /-]

Value	Label	Cases	Percentage
1	Strongly Agree	1253	46.6%
2	Agree	1150	42.8%
3	Disagree	252	9.4%
4	Strongly disagree	34	1.3%
9	Missing	1	0.0%

Warning: these figures indicate the number of cases found in the data file. They cannot be interpreted as summary statistics of the population of interest.


**# as236002: 36.How much do you agree with the following statements regarding being a part of your school or society?
(2) Taiwan is a liberal society; everyone has equal opportunity to succeed.**

Information [Type= discrete] [Format=numeric] [Range= 1-9] [Missing=*]

Statistics [NW/ W] [Valid=2690 /-] [Invalid=0 /-]

Value	Label	Cases	Percentage
1	Strongly Agree	1112	41.3%
2	Agree	1204	44.8%





as236002: 36.How much do you agree with the following statements regarding being a part of your school or society?
(2) Taiwan is a liberal society; everyone has equal opportunity to succeed.

Value	Label	Cases	Percentage
3	Disagree	325	 12.1%
4	Strongly disagree	46	 1.7%
9	Missing	3	0.1%

Warning: these figures indicate the number of cases found in the data file. They cannot be interpreted as summary statistics of the population of interest.

as236003: 36.How much do you agree with the following statements regarding being a part of your school or society?
(3) Opportunistic individuals have a higher chance of succeeding in our society.





Information	[Type= discrete] [Format=numeric] [Range= 1-9] [Missing=*]
Statistics [NW/ W]	[Valid=2690 /-] [Invalid=0 /-]

Value	Label	Cases	Percentage
1	Strongly Agree	156	 5.8%
2	Agree	445	 16.5%
3	Disagree	1267	 47.1%
4	Strongly disagree	818	 30.4%
9	Missing	4	0.1%

Warning: these figures indicate the number of cases found in the data file. They cannot be interpreted as summary statistics of the population of interest.

as236004: 36.How much do you agree with the following statements regarding being a part of your school or society?
(4) When a student breaks rules, the school cannot do anything to the student if his/her family has connections or power.





Information	[Type= discrete] [Format=numeric] [Range= 1-9] [Missing=*]
Statistics [NW/ W]	[Valid=2690 /-] [Invalid=0 /-]

Value	Label	Cases	Percentage
1	Strongly Agree	121	 4.5%
2	Agree	298	 11.1%
3	Disagree	1246	 46.3%
4	Strongly disagree	1020	 37.9%
9	Missing	5	0.2%

Warning: these figures indicate the number of cases found in the data file. They cannot be interpreted as summary statistics of the population of interest.

as236005: 36.How much do you agree with the following statements regarding being a part of your school or society?
(5) Students who ingratiate the teachers receive reward from teachers more easily.

Information	[Type= discrete] [Format=numeric] [Range= 1-9] [Missing=*]
Statistics [NW/ W]	[Valid=2690 /-] [Invalid=0 /-]





Value	Label	Cases	Percentage
1	Strongly Agree	204	 7.6%
2	Agree	455	 16.9%
3	Disagree	1074	 39.9%
4	Strongly disagree	949	 35.3%
9	Missing	8	0.3%

Warning: these figures indicate the number of cases found in the data file. They cannot be interpreted as summary statistics of the population of interest.

as236006: 36.How much do you agree with the following statements regarding being a part of your school or society?
(6) In general, the teacher rewards and punishes fairly among our classmates

Information	[Type= discrete] [Format=numeric] [Range= 1-9] [Missing=*]
Statistics [NW/ W]	[Valid=2690 /-] [Invalid=0 /-]





as236006: 36.How much do you agree with the following statements regarding being a part of your school or society?
(6) In general, the teacher rewards and punishes fairly among our classmates

Value	Label	Cases	Percentage
1	Strongly Agree	976	 36.3%
2	Agree	1225	 45.5%
3	Disagree	372	 13.8%
4	Strongly disagree	115	 4.3%
9	Missing	2	0.1%

Warning: these figures indicate the number of cases found in the data file. They cannot be interpreted as summary statistics of the population of interest.

as237001: 37.The following statements are related to a typical junior high student's daily life. How much do they reflect your experience? (1) I work hard to gratify my parents because I don't want to disappoint them.





Information	[Type= discrete] [Format=numeric] [Range= 1-9] [Missing=*]
Statistics [NW/ W]	[Valid=2690 /-] [Invalid=0 /-]

Value	Label	Cases	Percentage
1	Very much	627	 23.3%
2	Somewhat	1582	 58.8%
3	Not really	430	 16.0%
4	Not at all	50	 1.9%
9	Missing	1	0.0%

Warning: these figures indicate the number of cases found in the data file. They cannot be interpreted as summary statistics of the population of interest.

as237002: 37.The following statements are related to a typical junior high student's daily life. How much do they reflect your experience? (2) I study hard because teachers often praise diligent students.

Information	[Type= discrete] [Format=numeric] [Range= 1-9] [Missing=*]
Statistics [NW/ W]	[Valid=2690 /-] [Invalid=0 /-]

Value	Label	Cases	Percentage
1	Very much	269	 10.0%
2	Somewhat	952	 35.4%
3	Not really	1202	 44.7%
4	Not at all	263	 9.8%
9	Missing	4	0.1%

Warning: these figures indicate the number of cases found in the data file. They cannot be interpreted as summary statistics of the population of interest.

as237003: 37.The following statements are related to a typical junior high student's daily life. How much do they reflect your experience? (3) I ponder whether my achievement reaches my parents' wishes or standard.

Information [Type= discrete] [Format=numeric] [Range= 1-9] [Missing=*]

Statistics [NW/ W] [Valid=2690 /-] [Invalid=0 /-]

Value	Label	Cases	Percentage
1	Very much	512	19.0%
2	Somewhat	1164	43.3%
3	Not really	816	30.3%
4	Not at all	184	6.8%
9	Missing	14	0.5%

Warning: these figures indicate the number of cases found in the data file. They cannot be interpreted as summary statistics of the population of interest.

as237004: 37.The following statements are related to a typical junior high student's daily life. How much do they reflect your experience? (4) I often work harder because I want to reach my parents' standard for grades.

Information [Type= discrete] [Format=numeric] [Range= 1-9] [Missing=*]

Statistics [NW/ W] [Valid=2690 /-] [Invalid=0 /-]

Value	Label	Cases	Percentage
1	Very much	492	18.3%
2	Somewhat	1174	43.6%
3	Not really	865	32.2%
4	Not at all	154	5.7%
9	Missing	5	0.2%

Warning: these figures indicate the number of cases found in the data file. They cannot be interpreted as summary statistics of the population of interest.

as237005: 37.The following statements are related to a typical junior high student's daily life. How much do they reflect your experience? (5) Usually, my parents and teachers judge whether a job is done well or not.

Information [Type= discrete] [Format=numeric] [Range= 1-9] [Missing=*]

Statistics [NW/ W] [Valid=2690 /-] [Invalid=0 /-]

Value	Label	Cases	Percentage
1	Very much	402	14.9%
2	Somewhat	1061	39.4%
3	Not really	948	35.2%
4	Not at all	266	9.9%
9	Missing	13	0.5%

Warning: these figures indicate the number of cases found in the data file. They cannot be interpreted as summary statistics of the population of interest.

as237006: 37.The following statements are related to a typical junior high student's daily life. How much do they reflect your experience? (6) Despite my parents' and teachers' opinions, I would try my best on something worthwhile defined by myself.

Information [Type= discrete] [Format=numeric] [Range= 1-9] [Missing=*]

Statistics [NW/ W] [Valid=2690 /-] [Invalid=0 /-]





Value	Label	Cases	Percentage
1	Very much	1045	38.8%
2	Somewhat	1329	49.4%
3	Not really	270	10.0%
4	Not at all	40	1.5%
9	Missing	6	0.2%

Warning: these figures indicate the number of cases found in the data file. They cannot be interpreted as summary statistics of the population of interest.

as237007: 37.The following statements are related to a typical junior high student's daily life. How much do they reflect your experience? (7) I like to evaluate a finished work with my own standard.

Information [Type= discrete] [Format=numeric] [Range= 1-9] [Missing=*]

Statistics [NW/ W] [Valid=2690 /-] [Invalid=0 /-]





Value	Label	Cases	Percentage
1	Very much	878	 32.6%
2	Somewhat	1464	 54.4%
3	Not really	303	 11.3%
4	Not at all	40	 1.5%
9	Missing	5	0.2%

Warning: these figures indicate the number of cases found in the data file. They cannot be interpreted as summary statistics of the population of interest.

as237008: 37.The following statements are related to a typical junior high student's daily life. How much do they reflect your experience? (8) I study hard because I believe books can provide me with lots of knowledge

Information [Type= discrete] [Format=numeric] [Range= 1-9] [Missing=*]

Statistics [NW/ W] [Valid=2690 /-] [Invalid=0 /-]





Value	Label	Cases	Percentage
1	Very much	669	 24.9%
2	Somewhat	1336	 49.7%
3	Not really	588	 21.9%
4	Not at all	95	 3.5%
9	Missing	2	0.1%

Warning: these figures indicate the number of cases found in the data file. They cannot be interpreted as summary statistics of the population of interest.

as238001: 38.How much important do you think the following statements about a successful future development? (1) Good family background

Information [Type= discrete] [Format=numeric] [Range= 1-9] [Missing=*]

Statistics [NW/ W] [Valid=2690 /-] [Invalid=0 /-]





Value	Label	Cases	Percentage
1	Very important	790	 29.4%
2	Somewhat important	795	 29.6%
3	Slightly important	822	 30.6%
4	Not at all important	282	 10.5%
9	Missing	1	0.0%

Warning: these figures indicate the number of cases found in the data file. They cannot be interpreted as summary statistics of the population of interest.

as238002: 38.How much important do you think the following statements about a successful future development? (2) Good social skills

Information [Type= discrete] [Format=numeric] [Range= 1-9] [Missing=*]

Statistics [NW/ W] [Valid=2690 /-] [Invalid=0 /-]






Value	Label	Cases	Percentage
1	Very important	695	 25.8%
2	Somewhat important	1023	 38.0%
3	Slightly important	711	 26.4%
4	Not at all important	255	 9.5%
9	Missing	6	0.2%

Warning: these figures indicate the number of cases found in the data file. They cannot be interpreted as summary statistics of the population of interest.

**# as238003: 38.How much important do you think the following statements about a successful future development? (3)
Good luck and opportunity**

Information [Type= discrete] [Format=numeric] [Range= 1-9] [Missing=*]

Statistics [NW/ W] [Valid=2690 /-] [Invalid=0 /-]






Value	Label	Cases	Percentage
1	Very important	711	 26.4%
2	Somewhat important	958	 35.6%
3	Slightly important	839	 31.2%
4	Not at all important	174	 6.5%
9	Missing	8	 0.3%

Warning: these figures indicate the number of cases found in the data file. They cannot be interpreted as summary statistics of the population of interest.

**# as238004: 38.How much important do you think the following statements about a successful future development? (4)
Willing to work diligently and endure hardship**

Information [Type= discrete] [Format=numeric] [Range= 1-9] [Missing=*]

Statistics [NW/ W] [Valid=2690 /-] [Invalid=0 /-]






Value	Label	Cases	Percentage
1	Very important	1676	 62.3%
2	Somewhat important	834	 31.0%
3	Slightly important	149	 5.5%
4	Not at all important	27	 1.0%
9	Missing	4	 0.1%

Warning: these figures indicate the number of cases found in the data file. They cannot be interpreted as summary statistics of the population of interest.

**# as238005: 38.How much important do you think the following statements about a successful future development? (5)
Good moral character**

Information [Type= discrete] [Format=numeric] [Range= 1-9] [Missing=*]

Statistics [NW/ W] [Valid=2690 /-] [Invalid=0 /-]






Value	Label	Cases	Percentage
1	Very important	1765	 65.6%
2	Somewhat important	800	 29.7%
3	Slightly important	104	 3.9%
4	Not at all important	16	 0.6%
9	Missing	5	 0.2%

Warning: these figures indicate the number of cases found in the data file. They cannot be interpreted as summary statistics of the population of interest.

**# as238006: 38.How much important do you think the following statements about a successful future development? (6)
Intelligence**

Information [Type= discrete] [Format=numeric] [Range= 1-9] [Missing=*]

Statistics [NW/ W] [Valid=2690 /-] [Invalid=0 /-]

Value	Label	Cases	Percentage
1	Very important	1060	 39.4%
2	Somewhat important	1088	 40.4%
3	Slightly important	474	 17.6%
4	Not at all important	64	 2.4%
9	Missing	4	 0.1%

Warning: these figures indicate the number of cases found in the data file. They cannot be interpreted as summary statistics of the population of interest.

as238007: 38.How much important do you think the following statements about a successful future development? (7) Popularity

Information [Type= discrete] [Format=numeric] [Range= 1-9] [Missing=*]

Statistics [NW/ W] [Valid=2690 /-] [Invalid=0 /-]

Value	Label	Cases	Percentage
1	Very important	1319	49.0%
2	Somewhat important	995	37.0%
3	Slightly important	319	11.9%
4	Not at all important	53	2.0%
9	Missing	4	0.1%

Warning: these figures indicate the number of cases found in the data file. They cannot be interpreted as summary statistics of the population of interest.

as239001: 39.Have your parents done the following since you entered junior high? (1) Provide a space for studying

Information [Type= discrete] [Format=numeric] [Range= 0-9] [Missing=*]

Statistics [NW/ W] [Valid=2690 /-] [Invalid=0 /-]

Value	Label	Cases	Percentage
0	Not Applicable	1	0.0%
1	Yes	1975	73.4%
2	No	713	26.5%
9	Missing	1	0.0%

Warning: these figures indicate the number of cases found in the data file. They cannot be interpreted as summary statistics of the population of interest.

as239002: 39.Have your parents done the following since you entered junior high? (2) Monitor your interaction with friends

Information [Type= discrete] [Format=numeric] [Range= 0-9] [Missing=*]

Statistics [NW/ W] [Valid=2690 /-] [Invalid=0 /-]

Value	Label	Cases	Percentage
0	Not Applicable	1	0.0%
1	Yes	1359	50.5%
2	No	1328	49.4%
9	Missing	2	0.1%

Warning: these figures indicate the number of cases found in the data file. They cannot be interpreted as summary statistics of the population of interest.

as239003: 39.Have your parents done the following since you entered junior high? (3) Limit your phone calls

Information [Type= discrete] [Format=numeric] [Range= 0-9] [Missing=*]

Statistics [NW/ W] [Valid=2690 /-] [Invalid=0 /-]

Value	Label	Cases	Percentage
0	Not Applicable	1	0.0%
1	Yes	848	31.5%
2	No	1839	68.4%
9	Missing	2	0.1%

Warning: these figures indicate the number of cases found in the data file. They cannot be interpreted as summary statistics of the population of interest.

as239004: 39.Have your parents done the following since you entered junior high? (4) Limit the time you watch television

Information [Type= discrete] [Format=numeric] [Range= 0-9] [Missing=*]

Statistics [NW/ W] [Valid=2690 /-] [Invalid=0 /-]

as239004: 39.Have your parents done the following since you entered junior high? (4) Limit the time you watch television

Value	Label	Cases	Percentage
0	Not Applicable	1	0.0%
1	Yes	1450	<div><div></div></div> 53.9%
2	No	1236	<div><div></div></div> 45.9%
9	Missing	3	0.1%

Warning: these figures indicate the number of cases found in the data file. They cannot be interpreted as summary statistics of the population of interest.

as239005: 39.Have your parents done the following since you entered junior high? (5) Limit your play and leisure time

Information	[Type= discrete] [Format=numeric] [Range= 0-9] [Missing=*]
Statistics [NW/ W]	[Valid=2690 /-] [Invalid=0 /-]

Value	Label	Cases	Percentage
0	Not Applicable	1	0.0%
1	Yes	1569	<div><div></div></div> 58.3%
2	No	1116	<div><div></div></div> 41.5%
9	Missing	4	0.1%

Warning: these figures indicate the number of cases found in the data file. They cannot be interpreted as summary statistics of the population of interest.

as239006: 39.Have your parents done the following since you entered junior high? (6) Regulate your daily routine

Information	[Type= discrete] [Format=numeric] [Range= 0-9] [Missing=*]
Statistics [NW/ W]	[Valid=2690 /-] [Invalid=0 /-]

Value	Label	Cases	Percentage
0	Not Applicable	1	0.0%
1	Yes	1551	<div><div></div></div> 57.7%
2	No	1136	<div><div></div></div> 42.2%
9	Missing	2	0.1%

Warning: these figures indicate the number of cases found in the data file. They cannot be interpreted as summary statistics of the population of interest.

as239007: 39.Have your parents done the following since you entered junior high? (7) Others (please specify) :

Information	[Type= discrete] [Format=numeric] [Range= 0-9] [Missing=*]
Statistics [NW/ W]	[Valid=2690 /-] [Invalid=0 /-]

Value	Label	Cases	Percentage
0	Not Applicable	1	0.0%
1	Yes	257	<div><div></div></div> 9.6%
2	No	2343	<div><div></div></div> 87.1%
9	Missing	89	<div><div></div></div> 3.3%

Warning: these figures indicate the number of cases found in the data file. They cannot be interpreted as summary statistics of the population of interest.

as240a01: 40.Think about your five closest friends. Write down their basic information in order of the closest to the least closest. 1st person:1. Gender

Information	[Type= discrete] [Format=numeric] [Range= 0-9] [Missing=*]
Statistics [NW/ W]	[Valid=2690 /-] [Invalid=0 /-]

Value	Label	Cases	Percentage
0	Not Applicable	7	0.3%
1	Male	1347	<div><div></div></div> 50.1%
2	Female	1334	<div><div></div></div> 49.6%

as240a01: 40.Think about your five closest friends. Write down their basic information in order of the closest to the least closest. 1st person:1. Gender

Value	Label	Cases	Percentage
9	Missing	2	0.1%

Warning: these figures indicate the number of cases found in the data file. They cannot be interpreted as summary statistics of the population of interest.

as240a02: 40.Think about your five closest friends. Write down their basic information in order of the closest to the least closest. 1st person:2. Same class? (Skip 3 if answering yes)

Information	[Type= discrete] [Format=numeric] [Range= 0-9] [Missing=*]
Statistics [NW/ W]	[Valid=2690 /-] [Invalid=0 /-]

Value	Label	Cases	Percentage
0	Not Applicable	7	0.3%
1	Classmate (please proceed to question 5)	1364	50.7%
2	Another class that's a part of research sample	92	3.4%
3	Not from a class that's part of research sample	1225	45.5%
9	Missing	2	0.1%

Warning: these figures indicate the number of cases found in the data file. They cannot be interpreted as summary statistics of the population of interest.

as240a03: 40.Think about your five closest friends. Write down their basic information in order of the closest to the least closest. 1st person:3. If he/she isn't in your class, how do you usually contact each other?

Information	[Type= discrete] [Format=numeric] [Range= 0-9] [Missing=*]
Statistics [NW/ W]	[Valid=2690 /-] [Invalid=0 /-]

Value	Label	Cases	Percentage
0	Skip question	1386	51.5%
1	Telephone	566	21.0%
2	E-mail	6	0.2%
3	Meet in person	372	13.8%
4	Write (snail mail)	111	4.1%
5	Other	182	6.8%
9	Missing	67	2.5%

Warning: these figures indicate the number of cases found in the data file. They cannot be interpreted as summary statistics of the population of interest.

as240a04: 40.Think about your five closest friends. Write down their basic information in order of the closest to the least closest. 1st person:4. Does he/she have better grades than you do?

Information	[Type= discrete] [Format=numeric] [Range= 0-9] [Missing=*]
Statistics [NW/ W]	[Valid=2690 /-] [Invalid=0 /-]

Value	Label	Cases	Percentage
0	Not Applicable	8	0.3%
1	Yes	1166	43.3%
2	No	574	21.3%
3	About the same	818	30.4%
4	It's hard to compare	104	3.9%
9	Missing	20	0.7%

Warning: these figures indicate the number of cases found in the data file. They cannot be interpreted as summary statistics of the population of interest.

as240a05: 40.Think about your five closest friends. Write down their basic information in order of the closest to the least closest. 1st person:5. How did you first meet each other?

Information	[Type= discrete] [Format=numeric] [Range= 0-9] [Missing=*]
Statistics [NW/ W]	[Valid=2690 /-] [Invalid=0 /-]

as240a05: 40.Think about your five closest friends. Write down their basic information in order of the closest to the least closest. 1st person:5. How did you first meet each other?

Value	Label	Cases	Percentage
0	Not Applicable	8	0.3%
1	Relatives	36	1.3%
2	Neighbors	80	3.0%
3	Elementary school classmates	1428	53.1%
4	Junior high school classmates	921	34.2%
5	Met through extracurricular activities at school	32	1.2%
6	Met through extracurricular activities outside of school	22	0.8%
7	Met at tutoring/cram school	87	3.2%
8	Other(Please specify	65	2.4%
9	Missing	11	0.4%

Warning: these figures indicate the number of cases found in the data file. They cannot be interpreted as summary statistics of the population of interest.

as240a06: 40.Think about your five closest friends. Write down their basic information in order of the closest to the least closest. 1st person:6. How's his/her family's economic condition

Information	[Type= discrete] [Format=numeric] [Range= 0-9] [Missing=*]
Statistics [NW/ W]	[Valid=2690 /-] [Invalid=0 /-]

Value	Label	Cases	Percentage
0	Not Applicable	9	0.3%
1	Upper class	209	7.8%
2	Upper-middle class	1441	53.6%
3	SMiddle class	970	36.1%
4	Lower middle class	30	1.1%
5	Lower class	4	0.1%
9	Missing	27	1.0%

Warning: these figures indicate the number of cases found in the data file. They cannot be interpreted as summary statistics of the population of interest.

as240b01: 40.Think about your five closest friends. Write down their basic information in order of the closest to the least closest. 2nd person:1. Gender

Information	[Type= discrete] [Format=numeric] [Range= 0-9] [Missing=*]
Statistics [NW/ W]	[Valid=2690 /-] [Invalid=0 /-]

Value	Label	Cases	Percentage
0	Not Applicable	55	2.0%
1	Male	1293	48.1%
2	Female	1340	49.8%
9	Missing	2	0.1%

Warning: these figures indicate the number of cases found in the data file. They cannot be interpreted as summary statistics of the population of interest.

as240b02: 40.Think about your five closest friends. Write down their basic information in order of the closest to the least closest. 2nd person:2. Same class? (Skip 3 if answering yes)

Information	[Type= discrete] [Format=numeric] [Range= 0-9] [Missing=*]
Statistics [NW/ W]	[Valid=2690 /-] [Invalid=0 /-]

Value	Label	Cases	Percentage
0	Not Applicable	55	2.0%
1	Classmate (please proceed to question 5)	1506	56.0%
2	Another class that's a part of research sample	79	2.9%

as240b02: 40. Think about your five closest friends. Write down their basic information in order of the closest to the least closest. 2nd person: 2. Same class? (Skip 3 if answering yes)

Value	Label	Cases	Percentage
3	Not from a class that's part of research sample	1047	38.9%
9	Missing	3	0.1%

Warning: these figures indicate the number of cases found in the data file. They cannot be interpreted as summary statistics of the population of interest.

as240b03: 40. Think about your five closest friends. Write down their basic information in order of the closest to the least closest. 2nd person: 3. If he/she isn't in your class, how do you usually contact each other?

Information	[Type= discrete] [Format=numeric] [Range= 0-9] [Missing=*]
Statistics [NW/ W]	[Valid=2690 /-] [Invalid=0 /-]

Value	Label	Cases	Percentage
0	Skip question	1585	58.9%
1	Telephone	460	17.1%
2	E-mail	6	0.2%
3	Meet in person	330	12.3%
4	Write (snail mail)	104	3.9%
5	Other	159	5.9%
9	Missing	46	1.7%

Warning: these figures indicate the number of cases found in the data file. They cannot be interpreted as summary statistics of the population of interest.

as240b04: 40. Think about your five closest friends. Write down their basic information in order of the closest to the least closest. 2nd person: 4. Does he/she have better grades than you do?

Information	[Type= discrete] [Format=numeric] [Range= 0-9] [Missing=*]
Statistics [NW/ W]	[Valid=2690 /-] [Invalid=0 /-]

Value	Label	Cases	Percentage
0	Not Applicable	59	2.2%
1	Yes	1122	41.7%
2	No	620	23.0%
3	About the same	744	27.7%
4	It's hard to compare	111	4.1%
9	Missing	34	1.3%

Warning: these figures indicate the number of cases found in the data file. They cannot be interpreted as summary statistics of the population of interest.

as240b05: 40. Think about your five closest friends. Write down their basic information in order of the closest to the least closest. 2nd person: 5. How did you first meet each other?

Information	[Type= discrete] [Format=numeric] [Range= 0-9] [Missing=*]
Statistics [NW/ W]	[Valid=2690 /-] [Invalid=0 /-]

Value	Label	Cases	Percentage
0	Not Applicable	56	2.1%
1	Relatives	28	1.0%
2	Neighbors	51	1.9%
3	Elementary school classmates	1224	45.5%
4	Junior high school classmates	1143	42.5%
5	Met through extracurricular activities at school	46	1.7%
6	Met through extracurricular activities outside of school	19	0.7%
7	Met at tutoring/cram school	78	2.9%
8	Other(Please specify	39	1.4%

as240b05: 40.Think about your five closest friends. Write down their basic information in order of the closest to the least closest. 2nd person:5. How did you first meet each other?

Value	Label	Cases	Percentage
9	Missing	6	0.2%

Warning: these figures indicate the number of cases found in the data file. They cannot be interpreted as summary statistics of the population of interest.

as240b06: 40.Think about your five closest friends. Write down their basic information in order of the closest to the least closest. 2nd person:6. How is his/her family's economic condition?

Information	[Type= discrete] [Format=numeric] [Range= 0-9] [Missing=*]
Statistics [NW/ W]	[Valid=2690 /-] [Invalid=0 /-]

Value	Label	Cases	Percentage
0	Not Applicable	57	2.1%
1	Upper class	188	7.0%
2	Upper-middle class	1424	52.9%
3	SMiddle class	969	36.0%
4	Lower middle class	20	0.7%
5	Lower class	5	0.2%
9	Missing	27	1.0%

Warning: these figures indicate the number of cases found in the data file. They cannot be interpreted as summary statistics of the population of interest.

as240c01: 40.Think about your five closest friends. Write down their basic information in order of the closest to the least closest. 3rd person:1. Gender

Information	[Type= discrete] [Format=numeric] [Range= 0-9] [Missing=*]
Statistics [NW/ W]	[Valid=2690 /-] [Invalid=0 /-]

Value	Label	Cases	Percentage
0	Not Applicable	98	3.6%
1	Male	1293	48.1%
2	Female	1294	48.1%
9	Missing	5	0.2%

Warning: these figures indicate the number of cases found in the data file. They cannot be interpreted as summary statistics of the population of interest.

as240c02: 40.Think about your five closest friends. Write down their basic information in order of the closest to the least closest. 3rd person:2. Same class? (Skip 3 if answering yes)

Information	[Type= discrete] [Format=numeric] [Range= 0-9] [Missing=*]
Statistics [NW/ W]	[Valid=2690 /-] [Invalid=0 /-]

Value	Label	Cases	Percentage
0	Not Applicable	98	3.6%
1	Classmate (please proceed to question 5)	1596	59.3%
2	Another class that's a part of research sample	96	3.6%
3	Not from a class that's part of research sample	894	33.2%
9	Missing	6	0.2%

Warning: these figures indicate the number of cases found in the data file. They cannot be interpreted as summary statistics of the population of interest.

as240c03: 40.Think about your five closest friends. Write down their basic information in order of the closest to the least closest. 3rd person:3. If he/she isn't in your class, how do you usually contact each other?

Information	[Type= discrete] [Format=numeric] [Range= 0-9] [Missing=*]
Statistics [NW/ W]	[Valid=2690 /-] [Invalid=0 /-]

Value	Label	Cases	Percentage
0	Skip question	1728	64.2%

as240c03: 40. Think about your five closest friends. Write down their basic information in order of the closest to the least closest. 3rd person:3. If he/she isn't in your class, how do you usually contact each other?

Value	Label	Cases	Percentage
1	Telephone	394	14.6%
2	E-mail	7	0.3%
3	Meet in person	254	9.4%
4	Write (snail mail)	76	2.8%
5	Other	181	6.7%
9	Missing	50	1.9%

Warning: these figures indicate the number of cases found in the data file. They cannot be interpreted as summary statistics of the population of interest.

as240c04: 40. Think about your five closest friends. Write down their basic information in order of the closest to the least closest. 3rd person:4. Does he/she have better grades than you do?

Information	[Type= discrete] [Format=numeric] [Range= 0-9] [Missing=*]
Statistics [NW/ W]	[Valid=2690 /-] [Invalid=0 /-]

Value	Label	Cases	Percentage
0	Not Applicable	102	3.8%
1	Yes	1061	39.4%
2	No	658	24.5%
3	About the same	709	26.4%
4	It's hard to compare	115	4.3%
9	Missing	45	1.7%

Warning: these figures indicate the number of cases found in the data file. They cannot be interpreted as summary statistics of the population of interest.

as240c05: 40. Think about your five closest friends. Write down their basic information in order of the closest to the least closest. 3rd person:5. How did you first meet each other?

Information	[Type= discrete] [Format=numeric] [Range= 0-9] [Missing=*]
Statistics [NW/ W]	[Valid=2690 /-] [Invalid=0 /-]

Value	Label	Cases	Percentage
0	Not Applicable	99	3.7%
1	Relatives	32	1.2%
2	Neighbors	39	1.4%
3	Elementary school classmates	1035	38.5%
4	Junior high school classmates	1291	48.0%
5	Met through extracurricular activities at school	42	1.6%
6	Met through extracurricular activities outside of school	25	0.9%
7	Met at tutoring/cram school	91	3.4%
8	Other(Please specify	28	1.0%
9	Missing	8	0.3%

Warning: these figures indicate the number of cases found in the data file. They cannot be interpreted as summary statistics of the population of interest.

as240c06: 40. Think about your five closest friends. Write down their basic information in order of the closest to the least closest. 3rd person:6. How's his/her family's economic condition?

Information	[Type= discrete] [Format=numeric] [Range= 0-9] [Missing=*]
Statistics [NW/ W]	[Valid=2690 /-] [Invalid=0 /-]

Value	Label	Cases	Percentage
0	Not Applicable	100	3.7%
1	Upper class	178	6.6%

as240c06: 40. Think about your five closest friends. Write down their basic information in order of the closest to the least closest. 3rd person: 6. How's his/her family's economic condition?

Value	Label	Cases	Percentage
2	Upper-middle class	1384	51.4%
3	SMiddle class	961	35.7%
4	Lower middle class	34	1.3%
5	Lower class	7	0.3%
9	Missing	26	1.0%

Warning: these figures indicate the number of cases found in the data file. They cannot be interpreted as summary statistics of the population of interest.

as240d01: 40. Think about your five closest friends. Write down their basic information in order of the closest to the least closest. 4th person: 1. Gender

Information	[Type= discrete] [Format=numeric] [Range= 0-9] [Missing=*]
Statistics [NW/ W]	[Valid=2690 /-] [Invalid=0 /-]

Value	Label	Cases	Percentage
0	Not Applicable	198	7.4%
1	Male	1249	46.4%
2	Female	1237	46.0%
9	Missing	6	0.2%

Warning: these figures indicate the number of cases found in the data file. They cannot be interpreted as summary statistics of the population of interest.

as240d02: 40. Think about your five closest friends. Write down their basic information in order of the closest to the least closest. 4th person: 2. Same class? (Skip 3 if answering yes)

Information	[Type= discrete] [Format=numeric] [Range= 0-9] [Missing=*]
Statistics [NW/ W]	[Valid=2690 /-] [Invalid=0 /-]

Value	Label	Cases	Percentage
0	Not Applicable	198	7.4%
1	Classmate (please proceed to question 5)	1574	58.5%
2	Another class that's a part of research sample	98	3.6%
3	Not from a class that's part of research sample	815	30.3%
9	Missing	5	0.2%

Warning: these figures indicate the number of cases found in the data file. They cannot be interpreted as summary statistics of the population of interest.

as240d03: 40. Think about your five closest friends. Write down their basic information in order of the closest to the least closest. 4th person: 3. If he/she isn't in your class, how do you usually contact each other?

Information	[Type= discrete] [Format=numeric] [Range= 0-9] [Missing=*]
Statistics [NW/ W]	[Valid=2690 /-] [Invalid=0 /-]







Value	Label	Cases	Percentage
0	Skip question	1788	66.5%
1	Telephone	325	12.1%
2	E-mail	10	0.4%
3	Meet in person	262	9.7%
4	Write (snail mail)	69	2.6%
5	Other	179	6.7%
9	Missing	57	2.1%

Warning: these figures indicate the number of cases found in the data file. They cannot be interpreted as summary statistics of the population of interest.

as240d04: 40.Think about your five closest friends. Write down their basic information in order of the closest to the least closest. 4th person:4. Does he/she have better grades than you do?

Information [Type= discrete] [Format=numeric] [Range= 0-9] [Missing=*]

Statistics [NW/ W] [Valid=2690 /-] [Invalid=0 /-]











Value	Label	Cases	Percentage
0	Not Applicable	201	 7.5%
1	Yes	1015	 37.7%
2	No	689	 25.6%
3	About the same	634	 23.6%
4	It's hard to compare	98	 3.6%
9	Missing	53	 2.0%

Warning: these figures indicate the number of cases found in the data file. They cannot be interpreted as summary statistics of the population of interest.

as240d05: 40.Think about your five closest friends. Write down their basic information in order of the closest to the least closest. 4th person:5. How did you first meet each other?

Information [Type= discrete] [Format=numeric] [Range= 0-9] [Missing=*]

Statistics [NW/ W] [Valid=2690 /-] [Invalid=0 /-]








Value	Label	Cases	Percentage
0	Not Applicable	198	 7.4%
1	Relatives	20	 0.7%
2	Neighbors	43	 1.6%
3	Elementary school classmates	938	 34.9%
4	Junior high school classmates	1295	 48.1%
5	Met through extracurricular activities at school	31	 1.2%
6	Met through extracurricular activities outside of school	16	 0.6%
7	Met at tutoring/cram school	107	 4.0%
8	Other(Please specify	31	 1.2%
9	Missing	11	 0.4%

Warning: these figures indicate the number of cases found in the data file. They cannot be interpreted as summary statistics of the population of interest.

as240d06: 40.Think about your five closest friends. Write down their basic information in order of the closest to the least closest. 4th person:6. How's his/her family's economic condition?

Information [Type= discrete] [Format=numeric] [Range= 0-9] [Missing=*]

Statistics [NW/ W] [Valid=2690 /-] [Invalid=0 /-]

Value	Label	Cases	Percentage
0	Not Applicable	199	 7.4%
1	Upper class	180	 6.7%
2	Upper-middle class	1331	 49.5%
3	SMiddle class	933	 34.7%
4	Lower middle class	20	 0.7%
5	Lower class	2	 0.1%
9	Missing	25	 0.9%

Warning: these figures indicate the number of cases found in the data file. They cannot be interpreted as summary statistics of the population of interest.

as240e01: 40.Think about your five closest friends. Write down their basic information in order of the closest to the least closest. 5th person:1. Gender

Information [Type= discrete] [Format=numeric] [Range= 0-9] [Missing=*]

Statistics [NW/ W] [Valid=2690 /-] [Invalid=0 /-]

as240e01: 40.Think about your five closest friends. Write down their basic information in order of the closest to the least closest. 5th person:1. Gender

Value	Label	Cases	Percentage
0	Not Applicable	273	10.1%
1	Male	1205	44.8%
2	Female	1202	44.7%
9	Missing	10	0.4%

Warning: these figures indicate the number of cases found in the data file. They cannot be interpreted as summary statistics of the population of interest.

as240e02: 40.Think about your five closest friends. Write down their basic information in order of the closest to the least closest. 5th person:2. Same class? (Skip 3 if answering yes)

Information	[Type= discrete] [Format=numeric] [Range= 0-9] [Missing=*]
Statistics [NW/ W]	[Valid=2690 /-] [Invalid=0 /-]

Value	Label	Cases	Percentage
0	Not Applicable	273	10.1%
1	Classmate (please proceed to question 5)	1539	57.2%
2	Another class that's a part of research sample	100	3.7%
3	Not from a class that's part of research sample	772	28.7%
9	Missing	6	0.2%

Warning: these figures indicate the number of cases found in the data file. They cannot be interpreted as summary statistics of the population of interest.

as240e03: 40.Think about your five closest friends. Write down their basic information in order of the closest to the least closest. 5th person:3. If he/she isn't in your class, how do you usually contact each other?

Information	[Type= discrete] [Format=numeric] [Range= 0-9] [Missing=*]
Statistics [NW/ W]	[Valid=2690 /-] [Invalid=0 /-]

Value	Label	Cases	Percentage
0	Skip question	1823	67.8%
1	Telephone	324	12.0%
2	E-mail	10	0.4%
3	Meet in person	250	9.3%
4	Write (snail mail)	48	1.8%
5	Other	180	6.7%
9	Missing	55	2.0%

Warning: these figures indicate the number of cases found in the data file. They cannot be interpreted as summary statistics of the population of interest.

as240e04: 40.Think about your five closest friends. Write down their basic information in order of the closest to the least closest. 5th person:4. Does he/she have better grades than you do?

Information	[Type= discrete] [Format=numeric] [Range= 0-9] [Missing=*]
Statistics [NW/ W]	[Valid=2690 /-] [Invalid=0 /-]

Value	Label	Cases	Percentage
0	Not Applicable	275	10.2%
1	Yes	923	34.3%
2	No	646	24.0%
3	About the same	657	24.4%
4	It's hard to compare	110	4.1%
9	Missing	79	2.9%

Warning: these figures indicate the number of cases found in the data file. They cannot be interpreted as summary statistics of the population of interest.

as240e05: 40. Think about your five closest friends. Write down their basic information in order of the closest to the least closest. 5th person: 5. How did you first meet each other?

Information	[Type= discrete] [Format=numeric] [Range= 0-9] [Missing=*]
Statistics [NW/ W]	[Valid=2690 /-] [Invalid=0 /-]

Value	Label	Cases	Percentage
0	Not Applicable	273	10.1%
1	Relatives	24	0.9%
2	Neighbors	47	1.7%
3	Elementary school classmates	848	31.5%
4	Junior high school classmates	1319	49.0%
5	Met through extracurricular activities at school	36	1.3%
6	Met through extracurricular activities outside of school	19	0.7%
7	Met at tutoring/cram school	75	2.8%
8	Other(Please specify	38	1.4%
9	Missing	11	0.4%

Warning: these figures indicate the number of cases found in the data file. They cannot be interpreted as summary statistics of the population of interest.

as240e06: 40. Think about your five closest friends. Write down their basic information in order of the closest to the least closest. 5th person: 6. How's his/her family's economic condition?

Information	[Type= discrete] [Format=numeric] [Range= 0-9] [Missing=*]
Statistics [NW/ W]	[Valid=2690 /-] [Invalid=0 /-]

Value	Label	Cases	Percentage
0	Not Applicable	274	10.2%
1	Upper class	172	6.4%
2	Upper-middle class	1280	47.6%
3	SMiddle class	906	33.7%
4	Lower middle class	30	1.1%
5	Lower class	5	0.2%
9	Missing	23	0.9%

Warning: these figures indicate the number of cases found in the data file. They cannot be interpreted as summary statistics of the population of interest.

as241a01: 41a.Overall, how much important do your closest friends think of the following matters? (1) Receiving college education

Information	[Type= discrete] [Format=numeric] [Range= 0-9] [Missing=*]
Statistics [NW/ W]	[Valid=2690 /-] [Invalid=0 /-]

Value	Label	Cases	Percentage
0	Not Applicable	1	0.0%
1	Very important	464	17.2%
2	Important	837	31.1%
3	Somewhat important	702	26.1%
4	Not very important	317	11.8%
5	Not important at all	174	6.5%
6	I don't know	192	7.1%
9	Missing	3	0.1%

Warning: these figures indicate the number of cases found in the data file. They cannot be interpreted as summary statistics of the population of interest.

as241a02: 41a.Overall, how much important do your closest friends think of the following matters? (2) Earning lots of money

Information	[Type= discrete] [Format=numeric] [Range= 0-9] [Missing=*]
Statistics [NW/ W]	[Valid=2690 /-] [Invalid=0 /-]

Value	Label	Cases	Percentage
0	Not Applicable	1	0.0%
1	Very important	293	10.9%
2	Important	592	22.0%
3	Somewhat important	746	27.7%
4	Not very important	551	20.5%
5	Not important at all	294	10.9%
6	I don't know	207	7.7%
9	Missing	6	0.2%

Warning: these figures indicate the number of cases found in the data file. They cannot be interpreted as summary statistics of the population of interest.

as241a03: 41a.Overall, how much important do your closest friends think of the following matters? (3) Putting effort in studies and get good grades

Information	[Type= discrete] [Format=numeric] [Range= 0-9] [Missing=*]
Statistics [NW/ W]	[Valid=2690 /-] [Invalid=0 /-]

Value	Label	Cases	Percentage
0	Not Applicable	1	0.0%
1	Very important	777	28.9%
2	Important	973	36.2%
3	Somewhat important	566	21.0%
4	Not very important	181	6.7%
5	Not important at all	71	2.6%
6	I don't know	113	4.2%
9	Missing	8	0.3%

Warning: these figures indicate the number of cases found in the data file. They cannot be interpreted as summary statistics of the population of interest.

as241a04: 41a.Overall, how much important do your closest friends think of the following matters? (4) Working hard and be successful

Information	[Type= discrete] [Format=numeric] [Range= 0-9] [Missing=*]
--------------------	--

as241a04: 41a.Overall, how much important do your closest friends think of the following matters? (4) Working hard and be successful

Statistics [NW/ W] [Valid=2690 /-] [Invalid=0 /-]

Value	Label	Cases	Percentage
0	Not Applicable	1	0.0%
1	Very important	814	30.3%
2	Important	966	35.9%
3	Somewhat important	566	21.0%
4	Not very important	145	5.4%
5	Not important at all	62	2.3%
6	I don't know	131	4.9%
9	Missing	5	0.2%

Warning: these figures indicate the number of cases found in the data file. They cannot be interpreted as summary statistics of the population of interest.

as241b01: 41b.Overall, do you think the following are important? (1) Receiving college education

Information [Type= discrete] [Format=numeric] [Range= 0-9] [Missing=*]

Statistics [NW/ W] [Valid=2690 /-] [Invalid=0 /-]

Value	Label	Cases	Percentage
0	Not Applicable	0	
1	Very important	858	31.9%
2	Important	815	30.3%
3	Somewhat important	592	22.0%
4	Not very important	298	11.1%
5	Not important at all	120	4.5%
9	Missing	7	0.3%

Warning: these figures indicate the number of cases found in the data file. They cannot be interpreted as summary statistics of the population of interest.

as241b02: 41b.Overall, do you think the following are important? (2) Earning a lot of money

Information [Type= discrete] [Format=numeric] [Range= 0-9] [Missing=*]

Statistics [NW/ W] [Valid=2690 /-] [Invalid=0 /-]

Value	Label	Cases	Percentage
0	Not Applicable	0	
1	Very important	474	17.6%
2	Important	655	24.3%
3	Somewhat important	791	29.4%
4	Not very important	534	19.9%
5	Not important at all	229	8.5%
9	Missing	7	0.3%

Warning: these figures indicate the number of cases found in the data file. They cannot be interpreted as summary statistics of the population of interest.

as241b03: 41b.Overall, do you think the following are important? (3) Putting effort in studies and get good grades

Information [Type= discrete] [Format=numeric] [Range= 0-9] [Missing=*]

Statistics [NW/ W] [Valid=2690 /-] [Invalid=0 /-]

Value	Label	Cases	Percentage
0	Not Applicable	0	
1	Very important	1041	38.7%
2	Important	955	35.5%
3	Somewhat important	497	18.5%

# as241b03: 41b.Overall, do you think the following are important? (3) Putting effort in studies and get good grades			
Value	Label	Cases	Percentage
4	Not very important	135	<div><div></div></div> 5.0%
5	Not important at all	55	<div><div></div></div> 2.0%
9	Missing	7	<div><div></div></div> 0.3%
Warning: these figures indicate the number of cases found in the data file. They cannot be interpreted as summary statistics of the population of interest.			
# as241b04: 41b.Overall, do you think the following are important? (4) Working hard and be successful			
Information	[Type= discrete] [Format=numeric] [Range= 0-9] [Missing=*]		
Statistics [NW/ W]	[Valid=2690 /-] [Invalid=0 /-]		
Value	Label	Cases	Percentage
0	Not Applicable	0	
1	Very important	1132	<div><div></div></div> 42.1%
2	Important	928	<div><div></div></div> 34.5%
3	Somewhat important	437	<div><div></div></div> 16.2%
4	Not very important	139	<div><div></div></div> 5.2%
5	Not important at all	47	<div><div></div></div> 1.7%
9	Missing	7	<div><div></div></div> 0.3%
Warning: these figures indicate the number of cases found in the data file. They cannot be interpreted as summary statistics of the population of interest.			
# as242001: 42.What kind of activities do you and your closest friends usually do? (Multiple selections possible) (1) Shopping, movies, or concerts			
Information	[Type= discrete] [Format=numeric] [Range= 0-9] [Missing=*]		
Statistics [NW/ W]	[Valid=2690 /-] [Invalid=0 /-]		
Value	Label	Cases	Percentage
0	Not Applicable	1	0.0%
1	yes	1761	<div><div></div></div> 65.5%
2	no	927	<div><div></div></div> 34.5%
9	Missing	1	0.0%
Warning: these figures indicate the number of cases found in the data file. They cannot be interpreted as summary statistics of the population of interest.			
# as242002: 42.What kind of activities do you and your closest friends usually do? (Multiple selections possible) (2) Outdoor sports (e.g. playing ball, swimming, or mountain climbing)			
Information	[Type= discrete] [Format=numeric] [Range= 0-9] [Missing=*]		
Statistics [NW/ W]	[Valid=2690 /-] [Invalid=0 /-]		
Value	Label	Cases	Percentage
0	Not Applicable	1	0.0%
1	yes	1476	<div><div></div></div> 54.9%
2	no	1212	<div><div></div></div> 45.1%
9	Missing	1	0.0%
Warning: these figures indicate the number of cases found in the data file. They cannot be interpreted as summary statistics of the population of interest.			
# as242003: 42.What kind of activities do you and your closest friends usually do? (Multiple selections possible) (3) Playing video games			
Information	[Type= discrete] [Format=numeric] [Range= 0-9] [Missing=*]		
Statistics [NW/ W]	[Valid=2690 /-] [Invalid=0 /-]		
Value	Label	Cases	Percentage
0	Not Applicable	1	0.0%
1	yes	1032	<div><div></div></div> 38.4%

# as242003: 42.What kind of activities do you and your closest friends usually do? (Multiple selections possible) (3) Playing video games			
Value	Label	Cases	Percentage
2	no	1656	<div><div></div></div> 61.6%
9	Missing	1	0.0%
Warning: these figures indicate the number of cases found in the data file. They cannot be interpreted as summary statistics of the population of interest.			
# as242004: 42.What kind of activities do you and your closest friends usually do? (Multiple selections possible) (4) Playing card games			
Information	[Type= discrete] [Format=numeric] [Range= 0-9] [Missing=*]		
Statistics [NW/ W]	[Valid=2690 /-] [Invalid=0 /-]		
Value	Label	Cases	Percentage
0	Not Applicable	1	0.0%
1	yes	883	<div><div></div></div> 32.8%
2	no	1804	<div><div></div></div> 67.1%
9	Missing	2	0.1%
Warning: these figures indicate the number of cases found in the data file. They cannot be interpreted as summary statistics of the population of interest.			
# as242005: 42.What kind of activities do you and your closest friends usually do? (Multiple selections possible) (5) Chatting			
Information	[Type= discrete] [Format=numeric] [Range= 0-9] [Missing=*]		
Statistics [NW/ W]	[Valid=2690 /-] [Invalid=0 /-]		
Value	Label	Cases	Percentage
0	Not Applicable	1	0.0%
1	yes	2170	<div><div></div></div> 80.7%
2	no	518	<div><div></div></div> 19.3%
9	Missing	1	0.0%
Warning: these figures indicate the number of cases found in the data file. They cannot be interpreted as summary statistics of the population of interest.			
# as242006: 42.What kind of activities do you and your closest friends usually do? (Multiple selections possible) (6) Discussing school work			
Information	[Type= discrete] [Format=numeric] [Range= 0-9] [Missing=*]		
Statistics [NW/ W]	[Valid=2690 /-] [Invalid=0 /-]		
Value	Label	Cases	Percentage
0	Not Applicable	1	0.0%
1	yes	1084	<div><div></div></div> 40.3%
2	no	1604	<div><div></div></div> 59.6%
9	Missing	1	0.0%
Warning: these figures indicate the number of cases found in the data file. They cannot be interpreted as summary statistics of the population of interest.			
# as242007: 42.What kind of activities do you and your closest friends usually do? (Multiple selections possible) (7) Smoking, drinking alcohol, taking drugs			
Information	[Type= discrete] [Format=numeric] [Range= 0-9] [Missing=*]		
Statistics [NW/ W]	[Valid=2690 /-] [Invalid=0 /-]		
Value	Label	Cases	Percentage
0	Not Applicable	1	0.0%
1	yes	34	<div><div></div></div> 1.3%
2	no	2654	<div><div></div></div> 98.7%
9	Missing	1	0.0%

# as242007: 42.What kind of activities do you and your closest friends usually do? (Multiple selections possible) (7) Smoking, drinking alcohol, taking drugs			
<i>Warning: these figures indicate the number of cases found in the data file. They cannot be interpreted as summary statistics of the population of interest.</i>			
# as242008: 42.What kind of activities do you and your closest friends usually do? (Multiple selections possible) (8) Clubbing/dancing			
Information	[Type= discrete] [Format=numeric] [Range= 0-9] [Missing=*]		
Statistics [NW/ W]	[Valid=2690 /-] [Invalid=0 /-]		
Value	Label	Cases	Percentage
0	Not Applicable	1	0.0%
1	yes	207	<div><div></div></div> 7.7%
2	no	2481	<div><div></div></div> 92.2%
9	Missing	1	0.0%
<i>Warning: these figures indicate the number of cases found in the data file. They cannot be interpreted as summary statistics of the population of interest.</i>			
# as242009: 42.What kind of activities do you and your closest friends usually do? (Multiple selections possible) (9) Others (please specify):_____			
Information	[Type= discrete] [Format=numeric] [Range= 0-9] [Missing=*]		
Statistics [NW/ W]	[Valid=2690 /-] [Invalid=0 /-]		
Value	Label	Cases	Percentage
0	Not Applicable	1	0.0%
1	yes	107	<div><div></div></div> 4.0%
2	no	2581	<div><div></div></div> 95.9%
9	Missing	1	0.0%
<i>Warning: these figures indicate the number of cases found in the data file. They cannot be interpreted as summary statistics of the population of interest.</i>			
# as243001: 43.How about yourself? Please answer base on the frequency of each item:(1) Running away from home			
Information	[Type= discrete] [Format=numeric] [Range= 0-9] [Missing=*]		
Statistics [NW/ W]	[Valid=2690 /-] [Invalid=0 /-]		
Value	Label	Cases	Percentage
0	Not Applicable	1	0.0%
1	Never	2198	<div><div></div></div> 81.7%
2	Some of them	208	<div><div></div></div> 7.7%
3	Half of them	18	<div><div></div></div> 0.7%
4	Most of them	9	<div><div></div></div> 0.3%
5	All of them	2	<div><div></div></div> 0.1%
8	I don't know	252	<div><div></div></div> 9.4%
9	Missing	2	<div><div></div></div> 0.1%
<i>Warning: these figures indicate the number of cases found in the data file. They cannot be interpreted as summary statistics of the population of interest.</i>			
# as243002: 43.How about yourself? Please answer base on the frequency of each item:(2) Skipping class or school			
Information	[Type= discrete] [Format=numeric] [Range= 0-9] [Missing=*]		
Statistics [NW/ W]	[Valid=2690 /-] [Invalid=0 /-]		
Value	Label	Cases	Percentage
0	Not Applicable	1	0.0%
1	Never	2019	<div><div></div></div> 75.1%
2	Some of them	417	<div><div></div></div> 15.5%
3	Half of them	29	<div><div></div></div> 1.1%
4	Most of them	30	<div><div></div></div> 1.1%







# as243002: 43.How about yourself? Please answer base on the frequency of each item:(2) Skipping class or school			
Value	Label	Cases	Percentage
5	All of them	5	0.2%
8	I don't know	186	<div></div> 6.9%
9	Missing	3	0.1%
Warning: these figures indicate the number of cases found in the data file. They cannot be interpreted as summary statistics of the population of interest.			
# as243003: 43.How about yourself? Please answer base on the frequency of each item:(3) Vandalizing			
Information	[Type= discrete] [Format=numeric] [Range= 0-9] [Missing=*]		
Statistics [NW/ W]	[Valid=2690 /-] [Invalid=0 /-]		
Value	Label	Cases	Percentage
0	Not Applicable	1	0.0%
1	Never	1692	<div></div> 62.9%
2	Some of them	662	<div></div> 24.6%
3	Half of them	85	<div></div> 3.2%
4	Most of them	41	<div></div> 1.5%
5	All of them	7	0.3%
8	I don't know	198	<div></div> 7.4%
9	Missing	4	0.1%
Warning: these figures indicate the number of cases found in the data file. They cannot be interpreted as summary statistics of the population of interest.			
# as243004: 43.How about yourself? Please answer base on the frequency of each item:(4) Stealing			
Information	[Type= discrete] [Format=numeric] [Range= 0-9] [Missing=*]		
Statistics [NW/ W]	[Valid=2690 /-] [Invalid=0 /-]		
Value	Label	Cases	Percentage
0	Not Applicable	1	0.0%
1	Never	2036	<div></div> 75.7%
2	Some of them	371	<div></div> 13.8%
3	Half of them	33	<div></div> 1.2%
4	Most of them	14	<div></div> 0.5%
5	All of them	4	0.1%
8	I don't know	226	<div></div> 8.4%
9	Missing	5	0.2%
Warning: these figures indicate the number of cases found in the data file. They cannot be interpreted as summary statistics of the population of interest.			
# as243005: 43.How about yourself? Please answer base on the frequency of each item:(5) Engaging in sexual behaviors			
Information	[Type= discrete] [Format=numeric] [Range= 0-9] [Missing=*]		
Statistics [NW/ W]	[Valid=2690 /-] [Invalid=0 /-]		
Value	Label	Cases	Percentage
0	Not Applicable	1	0.0%
1	Never	2412	<div></div> 89.7%
2	Some of them	52	<div></div> 1.9%
3	Half of them	8	0.3%
4	Most of them	2	0.1%
5	All of them	4	0.1%
8	I don't know	207	<div></div> 7.7%
9	Missing	4	0.1%

# as243005: 43.How about yourself? Please answer base on the frequency of each item:(5) Engaging in sexual behaviors			
Warning: these figures indicate the number of cases found in the data file. They cannot be interpreted as summary statistics of the population of interest.			
# as243006: 43.How about yourself? Please answer base on the frequency of each item:(6) Hitting and injuring someone			
Information	[Type= discrete] [Format=numeric] [Range= 0-9] [Missing=*]		
Statistics [NW/ W]	[Valid=2690 /-] [Invalid=0 /-]		
Value	Label	Cases	Percentage
0	Not Applicable	1	0.0%
1	Never	1767	65.7%
2	Some of them	635	23.6%
3	Half of them	85	3.2%
4	Most of them	28	1.0%
5	All of them	9	0.3%
8	I don't know	164	6.1%
9	Missing	1	0.0%
Warning: these figures indicate the number of cases found in the data file. They cannot be interpreted as summary statistics of the population of interest.			
# as243007: 43.How about yourself? Please answer base on the frequency of each item:(7) Robbing somebody			
Information	[Type= discrete] [Format=numeric] [Range= 0-9] [Missing=*]		
Statistics [NW/ W]	[Valid=2690 /-] [Invalid=0 /-]		
Value	Label	Cases	Percentage
0	Not Applicable	1	0.0%
1	Never	2282	84.8%
2	Some of them	167	6.2%
3	Half of them	29	1.1%
4	Most of them	15	0.6%
5	All of them	1	0.0%
8	I don't know	193	7.2%
9	Missing	2	0.1%
Warning: these figures indicate the number of cases found in the data file. They cannot be interpreted as summary statistics of the population of interest.			
# as243008: 43.How about yourself? Please answer base on the frequency of each item:(8) Smoking or drinking alcohol			
Information	[Type= discrete] [Format=numeric] [Range= 0-9] [Missing=*]		
Statistics [NW/ W]	[Valid=2690 /-] [Invalid=0 /-]		
Value	Label	Cases	Percentage
0	Not Applicable	1	0.0%
1	Never	2049	76.2%
2	Some of them	384	14.3%
3	Half of them	42	1.6%
4	Most of them	39	1.4%
5	All of them	10	0.4%
8	I don't know	164	6.1%
9	Missing	1	0.0%
Warning: these figures indicate the number of cases found in the data file. They cannot be interpreted as summary statistics of the population of interest.			
# as243009: 43.How about yourself? Please answer base on the frequency of each item:(9) Chewing betel nut			
Information	[Type= discrete] [Format=numeric] [Range= 0-9] [Missing=*]		

# as243009: 43.How about yourself? Please answer base on the frequency of each item:(9) Chewing betel nut			
Statistics [NW/ W]	[Valid=2690 /-] [Invalid=0 /-]		
Value	Label	Cases	Percentage
0	Not Applicable	1	0.0%
1	Never	2369	<div><div></div></div> 88.1%
2	Some of them	103	<div><div></div></div> 3.8%
3	Half of them	13	<div><div></div></div> 0.5%
4	Most of them	13	<div><div></div></div> 0.5%
5	All of them	4	<div><div></div></div> 0.1%
8	I don't know	184	<div><div></div></div> 6.8%
9	Missing	3	<div><div></div></div> 0.1%
Warning: these figures indicate the number of cases found in the data file. They cannot be interpreted as summary statistics of the population of interest.			
# as243010: 43.How about yourself? Please answer base on the frequency of each item:(10) Taking drugs (e.g.,superglue, amphetamine, pentazocine)			
Information	[Type= discrete] [Format=numeric] [Range= 0-9] [Missing=*]		
Statistics [NW/ W]	[Valid=2690 /-] [Invalid=0 /-]		
Value	Label	Cases	Percentage
0	Not Applicable	1	0.0%
1	Never	2483	<div><div></div></div> 92.3%
2	Some of them	15	<div><div></div></div> 0.6%
3	Half of them	3	<div><div></div></div> 0.1%
4	Most of them	5	<div><div></div></div> 0.2%
5	All of them	3	<div><div></div></div> 0.1%
8	I don't know	179	<div><div></div></div> 6.7%
9	Missing	1	<div><div></div></div> 0.0%
Warning: these figures indicate the number of cases found in the data file. They cannot be interpreted as summary statistics of the population of interest.			
# as243a01: 43a.How about yourself? Please answer base on the frequency of each item:(1) Running away from home			
Information	[Type= discrete] [Format=numeric] [Range= 1-9] [Missing=*]		
Statistics [NW/ W]	[Valid=2690 /-] [Invalid=0 /-]		
Value	Label	Cases	Percentage
1	Never	2622	<div><div></div></div> 97.5%
2	Seldom (once or twice)	48	<div><div></div></div> 1.8%
3	Sometimes	8	<div><div></div></div> 0.3%
4	Often	2	<div><div></div></div> 0.1%
5	Always	2	<div><div></div></div> 0.1%
9	Missing	8	<div><div></div></div> 0.3%
Warning: these figures indicate the number of cases found in the data file. They cannot be interpreted as summary statistics of the population of interest.			
# as243a02: 43a.How about yourself? Please answer base on the frequency of each item:(2) Skipping class or school			
Information	[Type= discrete] [Format=numeric] [Range= 1-9] [Missing=*]		
Statistics [NW/ W]	[Valid=2690 /-] [Invalid=0 /-]		
Value	Label	Cases	Percentage
1	Never	2525	<div><div></div></div> 93.9%
2	Seldom (once or twice)	119	<div><div></div></div> 4.4%
3	Sometimes	28	<div><div></div></div> 1.0%
4	Often	7	<div><div></div></div> 0.3%

# as243a02: 43a.How about yourself? Please answer base on the frequency of each item:(2) Skipping class or school			
Value	Label	Cases	Percentage
5	Always	2	0.1%
9	Missing	9	0.3%
Warning: these figures indicate the number of cases found in the data file. They cannot be interpreted as summary statistics of the population of interest.			
# as243a03: 43a.How about yourself? Please answer base on the frequency of each item:(3) Vandalizing			
Information	[Type= discrete] [Format=numeric] [Range= 1-9] [Missing=*]		
Statistics [NW/ W]	[Valid=2690 /-] [Invalid=0 /-]		
Value	Label	Cases	Percentage
1	Never	2280	84.8%
2	Seldom (once or twice)	333	12.4%
3	Sometimes	52	1.9%
4	Often	9	0.3%
5	Always	5	0.2%
9	Missing	11	0.4%
Warning: these figures indicate the number of cases found in the data file. They cannot be interpreted as summary statistics of the population of interest.			
# as243a04: 43a. How about yourself? Please answer base on the frequency of each item:(4) Stealing			
Information	[Type= discrete] [Format=numeric] [Range= 1-9] [Missing=*]		
Statistics [NW/ W]	[Valid=2690 /-] [Invalid=0 /-]		
Value	Label	Cases	Percentage
1	Never	2514	93.5%
2	Seldom (once or twice)	135	5.0%
3	Sometimes	23	0.9%
4	Often	8	0.3%
5	Always	2	0.1%
9	Missing	8	0.3%
Warning: these figures indicate the number of cases found in the data file. They cannot be interpreted as summary statistics of the population of interest.			
# as243a05: 43a.How about yourself? Please answer base on the frequency of each item:(5) Engaging in sexual behaviors			
Information	[Type= discrete] [Format=numeric] [Range= 1-9] [Missing=*]		
Statistics [NW/ W]	[Valid=2690 /-] [Invalid=0 /-]		
Value	Label	Cases	Percentage
1	Never	2655	98.7%
2	Seldom (once or twice)	11	0.4%
3	Sometimes	6	0.2%
4	Often	4	0.1%
5	Always	2	0.1%
9	Missing	12	0.4%
Warning: these figures indicate the number of cases found in the data file. They cannot be interpreted as summary statistics of the population of interest.			
# as243a06: 43a.How about yourself? Please answer base on the frequency of each item:(6) Hitting and injuring someone			
Information	[Type= discrete] [Format=numeric] [Range= 1-9] [Missing=*]		
Statistics [NW/ W]	[Valid=2690 /-] [Invalid=0 /-]		







as243a06: 43a.How about yourself? Please answer base on the frequency of each item:(6) Hitting and injuring someone

Value	Label	Cases	Percentage
1	Never	2328	 86.5%
2	Seldom (once or twice)	286	 10.6%
3	Sometimes	48	 1.8%
4	Often	14	 0.5%
5	Always	6	 0.2%
9	Missing	8	 0.3%

Warning: these figures indicate the number of cases found in the data file. They cannot be interpreted as summary statistics of the population of interest.

as243a07: 43a.How about yourself? Please answer base on the frequency of each item:(7) Robbing somebody







Information	[Type= discrete] [Format=numeric] [Range= 1-9] [Missing=*]
Statistics [NW/ W]	[Valid=2690 /-] [Invalid=0 /-]

Value	Label	Cases	Percentage
1	Never	2638	 98.1%
2	Seldom (once or twice)	20	 0.7%
3	Sometimes	14	 0.5%
4	Often	5	 0.2%
5	Always	3	 0.1%
9	Missing	10	 0.4%

Warning: these figures indicate the number of cases found in the data file. They cannot be interpreted as summary statistics of the population of interest.

as243a08: 43a.How about yourself? Please answer base on the frequency of each item:(8) Smoking or drinking alcohol







Information	[Type= discrete] [Format=numeric] [Range= 1-9] [Missing=*]
Statistics [NW/ W]	[Valid=2690 /-] [Invalid=0 /-]

Value	Label	Cases	Percentage
1	Never	2529	 94.0%
2	Seldom (once or twice)	107	 4.0%
3	Sometimes	30	 1.1%
4	Often	10	 0.4%
5	Always	6	 0.2%
9	Missing	8	 0.3%

Warning: these figures indicate the number of cases found in the data file. They cannot be interpreted as summary statistics of the population of interest.

as243a09: 43a.How about yourself? Please answer base on the frequency of each item:(9) Chewing betel nut

Information	[Type= discrete] [Format=numeric] [Range= 1-9] [Missing=*]
Statistics [NW/ W]	[Valid=2690 /-] [Invalid=0 /-]

Value	Label	Cases	Percentage
1	Never	2645	 98.3%
2	Seldom (once or twice)	21	 0.8%
3	Sometimes	8	 0.3%
4	Often	5	 0.2%
5	Always	2	 0.1%
9	Missing	9	 0.3%

Warning: these figures indicate the number of cases found in the data file. They cannot be interpreted as summary statistics of the population of interest.

# as243a10: 43a.How about yourself? Please answer base on the frequency of each item:(10) Taking drugs (e.g.,superglue, amphetamine, pentazocine)			
Information	[Type= discrete] [Format=numeric] [Range= 1-9] [Missing=*]		
Statistics [NW/ W]	[Valid=2690 /-] [Invalid=0 /-]		
Value	Label	Cases	Percentage
1	Never	2667	<div><div></div></div> 99.1%
2	Seldom (once or twice)	7	<div><div></div></div> 0.3%
3	Sometimes	1	<div><div></div></div> 0.0%
4	Often	5	<div><div></div></div> 0.2%
5	Always	2	<div><div></div></div> 0.1%
9	Missing	8	<div><div></div></div> 0.3%
Warning: these figures indicate the number of cases found in the data file. They cannot be interpreted as summary statistics of the population of interest.			
# as244000: 44.How many of your current classmates live near your residence?			
Information	[Type= discrete] [Format=numeric] [Range= 1-9] [Missing=*]		
Statistics [NW/ W]	[Valid=2690 /-] [Invalid=0 /-]		
Value	Label	Cases	Percentage
1	0	619	<div><div></div></div> 23.0%
2	1-4	1507	<div><div></div></div> 56.0%
3	5-9	389	<div><div></div></div> 14.5%
4	10-19	91	<div><div></div></div> 3.4%
5	20 or more	80	<div><div></div></div> 3.0%
9	Missing	4	<div><div></div></div> 0.1%
Warning: these figures indicate the number of cases found in the data file. They cannot be interpreted as summary statistics of the population of interest.			
# as245000: 45.How many of your current classmates have been to your house?			
Information	[Type= discrete] [Format=numeric] [Range= 1-9] [Missing=*]		
Statistics [NW/ W]	[Valid=2690 /-] [Invalid=0 /-]		
Value	Label	Cases	Percentage
1	0	668	<div><div></div></div> 24.8%
2	1-4	1204	<div><div></div></div> 44.8%
3	5-9	527	<div><div></div></div> 19.6%
4	10-19	205	<div><div></div></div> 7.6%
5	20 or more	84	<div><div></div></div> 3.1%
9	Missing	2	<div><div></div></div> 0.1%
Warning: these figures indicate the number of cases found in the data file. They cannot be interpreted as summary statistics of the population of interest.			
# as246000: 46.Do you often spend time observing what happens around your residence?			
Information	[Type= discrete] [Format=numeric] [Range= 1-9] [Missing=*]		
Statistics [NW/ W]	[Valid=2690 /-] [Invalid=0 /-]		
Value	Label	Cases	Percentage
1	Often	268	<div><div></div></div> 10.0%
2	Sometimes	1254	<div><div></div></div> 46.6%
3	Seldom	842	<div><div></div></div> 31.3%
4	Almost never	320	<div><div></div></div> 11.9%
9	Missing	6	<div><div></div></div> 0.2%
Warning: these figures indicate the number of cases found in the data file. They cannot be interpreted as summary statistics of the population of interest.			

# as247000: 47.Do you think people in your neighborhood are willing to help others or care only about themselves?			
Information	[Type= discrete] [Format=numeric] [Range= 1-9] [Missing=*]		
Statistics [NW/ W]	[Valid=2690 /-] [Invalid=0 /-]		
Value	Label	Cases	Percentage
1	They are willing to help	1175	43.7%
2	They mind their own businesses	411	15.3%
3	About half and half	1099	40.9%
9	Missing	5	0.2%
<i>Warning: these figures indicate the number of cases found in the data file. They cannot be interpreted as summary statistics of the population of interest.</i>			
# as248000: 48.How many people in your neighborhood do you think know each other?			
Information	[Type= discrete] [Format=numeric] [Range= 1-9] [Missing=*]		
Statistics [NW/ W]	[Valid=2690 /-] [Invalid=0 /-]		
Value	Label	Cases	Percentage
1	Almost all of them knows one another	913	33.9%
2	Most of them know one another	993	36.9%
3	Few people know one another	322	12.0%
4	Almost all of them don't know one another	94	3.5%
5	I don't know	365	13.6%
9	Missing	3	0.1%
<i>Warning: these figures indicate the number of cases found in the data file. They cannot be interpreted as summary statistics of the population of interest.</i>			
# as249000: 49.How many neighbors do you usually interact with on a typical Sunday? (including saying hello, chatting, or phone calls)			
Information	[Type= discrete] [Format=numeric] [Range= 1-9] [Missing=*]		
Statistics [NW/ W]	[Valid=2690 /-] [Invalid=0 /-]		
Value	Label	Cases	Percentage
1	0	606	22.5%
2	1-4	1336	49.7%
3	5-9	460	17.1%
4	10-19	178	6.6%
5	20 or more	108	4.0%
9	Missing	2	0.1%
<i>Warning: these figures indicate the number of cases found in the data file. They cannot be interpreted as summary statistics of the population of interest.</i>			
# as250001: 50.Have you participated in the following activities around your residence? (Multiple selections possible) (1)Community sponsored activities			
Information	[Type= discrete] [Format=numeric] [Range= 1-9] [Missing=*]		
Statistics [NW/ W]	[Valid=2690 /-] [Invalid=0 /-]		
Value	Label	Cases	Percentage
1	yes	834	31.0%
2	no	1855	69.0%
9	Missing	1	0.0%
<i>Warning: these figures indicate the number of cases found in the data file. They cannot be interpreted as summary statistics of the population of interest.</i>			
# as250002: 50.Have you participated in the following activities around your residence? (Multiple selections possible) (2)Religious activities (sponsored by community church or temple)			
Information	[Type= discrete] [Format=numeric] [Range= 1-9] [Missing=*]		
Statistics [NW/ W]	[Valid=2690 /-] [Invalid=0 /-]		

as250002: 50. Have you participated in the following activities around your residence? (Multiple selections possible)
(2) Religious activities (sponsored by community church or temple)

Value	Label	Cases	Percentage
1	yes	359	<div><div></div></div> 13.3%
2	no	2330	<div><div></div></div> 86.6%
9	Missing	1	0.0%

Warning: these figures indicate the number of cases found in the data file. They cannot be interpreted as summary statistics of the population of interest.

as250003: 50. Have you participated in the following activities around your residence? (Multiple selections possible)
(3) Activities that make use of public facilities (e.g., read books in libraries, play basketball in the gym)

Information	[Type= discrete] [Format=numeric] [Range= 1-9] [Missing=*]
Statistics [NW/ W]	[Valid=2690 /-] [Invalid=0 /-]

Value	Label	Cases	Percentage
1	yes	1073	<div><div></div></div> 39.9%
2	no	1616	<div><div></div></div> 60.1%
9	Missing	1	0.0%

Warning: these figures indicate the number of cases found in the data file. They cannot be interpreted as summary statistics of the population of interest.

as250004: 50. Have you participated in the following activities around your residence? (Multiple selections possible)
(4) Others (please specify): _____

Information	[Type= discrete] [Format=numeric] [Range= 1-9] [Missing=*]
Statistics [NW/ W]	[Valid=2690 /-] [Invalid=0 /-]

Value	Label	Cases	Percentage
1	yes	26	<div><div></div></div> 1.0%
2	no	2663	<div><div></div></div> 99.0%
9	Missing	1	0.0%

Warning: these figures indicate the number of cases found in the data file. They cannot be interpreted as summary statistics of the population of interest.

as250005: 50. Have you participated in the following activities around your residence? (Multiple selections possible)
(5) Not participating in any activity

Information	[Type= discrete] [Format=numeric] [Range= 1-9] [Missing=*]
Statistics [NW/ W]	[Valid=2690 /-] [Invalid=0 /-]

Value	Label	Cases	Percentage
1	yes	1086	<div><div></div></div> 40.4%
2	no	1603	<div><div></div></div> 59.6%
9	Missing	1	0.0%

Warning: these figures indicate the number of cases found in the data file. They cannot be interpreted as summary statistics of the population of interest.

as251001: 51. Do you keep up with the following news through mass media such as television, radio, newspaper, or internet? (1) Local news

Information	[Type= discrete] [Format=numeric] [Range= 1-9] [Missing=*]
Statistics [NW/ W]	[Valid=2690 /-] [Invalid=0 /-]









Value	Label	Cases	Percentage
1	yes	1815	<div><div></div></div> 67.5%
2	no	875	<div><div></div></div> 32.5%
9	Missing	0	

Warning: these figures indicate the number of cases found in the data file. They cannot be interpreted as summary statistics of the population of interest.

as251002: 51.Do you keep up with the following news through mass media such as television, radio, newspaper, or internet? (2)News related to education

Information		[Type= discrete] [Format=numeric] [Range= 1-9] [Missing=*]	
Statistics [NW/ W]		[Valid=2690 /-] [Invalid=0 /-]	
Value	Label	Cases	Percentage
1	yes	1702	<div></div> 63.3%
2	no	988	<div></div> 36.7%
9	Missing	0	
Warning: these figures indicate the number of cases found in the data file. They cannot be interpreted as summary statistics of the population of interest.			






# as251003: 51.Do you keep up with the following news through mass media such as television, radio, newspaper, or internet? (3)Entertainment news			
Information		[Type= discrete] [Format=numeric] [Range= 1-9] [Missing=*]	
Statistics [NW/ W]		[Valid=2690 /-] [Invalid=0 /-]	
Value	Label	Cases	Percentage
1	yes	1913	<div><div></div></div> 71.1%
2	no	775	<div><div></div></div> 28.8%
9	Missing	2	0.1%
<i>Warning: these figures indicate the number of cases found in the data file. They cannot be interpreted as summary statistics of the population of interest.</i>			
# as251004: 51.Do you keep up with the following news through mass media such as television, radio, newspaper, or internet? (4)News related to society and security			
Information		[Type= discrete] [Format=numeric] [Range= 1-9] [Missing=*]	
Statistics [NW/ W]		[Valid=2690 /-] [Invalid=0 /-]	
Value	Label	Cases	Percentage
1	yes	1966	<div><div></div></div> 73.1%
2	no	723	<div><div></div></div> 26.9%
9	Missing	1	0.0%
<i>Warning: these figures indicate the number of cases found in the data file. They cannot be interpreted as summary statistics of the population of interest.</i>			
# as251005: 51.Do you keep up with the following news through mass media such as television, radio, newspaper, or internet? (5)News related to politics			
Information		[Type= discrete] [Format=numeric] [Range= 1-9] [Missing=*]	
Statistics [NW/ W]		[Valid=2690 /-] [Invalid=0 /-]	
Value	Label	Cases	Percentage
1	yes	1319	<div><div></div></div> 49.0%
2	no	1370	<div><div></div></div> 50.9%
9	Missing	1	0.0%
<i>Warning: these figures indicate the number of cases found in the data file. They cannot be interpreted as summary statistics of the population of interest.</i>			
# as251006: 51.Do you keep up with the following news through mass media such as television, radio, newspaper, or internet? (6)National news			
Information		[Type= discrete] [Format=numeric] [Range= 1-9] [Missing=*]	
Statistics [NW/ W]		[Valid=2690 /-] [Invalid=0 /-]	
Value	Label	Cases	Percentage
1	yes	1815	<div><div></div></div> 67.5%
2	no	875	<div><div></div></div> 32.5%
9	Missing	0	
<i>Warning: these figures indicate the number of cases found in the data file. They cannot be interpreted as summary statistics of the population of interest.</i>			
# as251007: 51.Do you keep up with the following news through mass media such as television, radio, newspaper, or internet? (7)World news			
Information		[Type= discrete] [Format=numeric] [Range= 1-9] [Missing=*]	
Statistics [NW/ W]		[Valid=2690 /-] [Invalid=0 /-]	
Value	Label	Cases	Percentage
1	yes	1716	<div><div></div></div> 63.8%
2	no	974	<div><div></div></div> 36.2%
9	Missing	0	
<i>Warning: these figures indicate the number of cases found in the data file. They cannot be interpreted as summary statistics of the population of interest.</i>			

# as301001: 1.How much do you agree with the following descriptions of yourself? (1) I cannot solve some personal problems			
Information	[Type= discrete] [Format=numeric] [Range= 1-9] [Missing=*]		
Statistics [NW/ W]	[Valid=2690 /-] [Invalid=0 /-]		
Value	Label	Cases	Percentage
1	Strongly Agree	268	 10.0%
2	Agree	1249	 46.4%
3	Disagree	948	 35.2%
4	Strongly disagree	222	 8.3%
9	Missing	3	 0.1%
<i>Warning: these figures indicate the number of cases found in the data file. They cannot be interpreted as summary statistics of the population of interest.</i>			
# as301002: 1.How much do you agree with the following descriptions of yourself? (2) I cannot control what happened to me			
Information	[Type= discrete] [Format=numeric] [Range= 1-9] [Missing=*]		
Statistics [NW/ W]	[Valid=2690 /-] [Invalid=0 /-]		
Value	Label	Cases	Percentage
1	Strongly Agree	268	 10.0%
2	Agree	1056	 39.3%
3	Disagree	1106	 41.1%
4	Strongly disagree	255	 9.5%
9	Missing	5	 0.2%
<i>Warning: these figures indicate the number of cases found in the data file. They cannot be interpreted as summary statistics of the population of interest.</i>			
# as301003: 1.How much do you agree with the following descriptions of yourself? (3) I feel weary and incapable of solving some daily problems			
Information	[Type= discrete] [Format=numeric] [Range= 1-9] [Missing=*]		
Statistics [NW/ W]	[Valid=2690 /-] [Invalid=0 /-]		
Value	Label	Cases	Percentage
1	Strongly Agree	246	 9.1%
2	Agree	1009	 37.5%
3	Disagree	1176	 43.7%
4	Strongly disagree	248	 9.2%
9	Missing	11	 0.4%
<i>Warning: these figures indicate the number of cases found in the data file. They cannot be interpreted as summary statistics of the population of interest.</i>			
# as301004: 1.How much do you agree with the following descriptions of yourself? (4) I am a valuable/worthy person			
Information	[Type= discrete] [Format=numeric] [Range= 1-9] [Missing=*]		
Statistics [NW/ W]	[Valid=2690 /-] [Invalid=0 /-]		
Value	Label	Cases	Percentage
1	Strongly Agree	635	 23.6%
2	Agree	1565	 58.2%
3	Disagree	405	 15.1%
4	Strongly disagree	77	 2.9%
9	Missing	8	 0.3%
<i>Warning: these figures indicate the number of cases found in the data file. They cannot be interpreted as summary statistics of the population of interest.</i>			

as301005: 1.How much do you agree with the following descriptions of yourself? (5) I don't have many things to be proud of

Information [Type= discrete] [Format=numeric] [Range= 1-9] [Missing=*]

Statistics [NW/ W] [Valid=2690 /-] [Invalid=0 /-]






Value	Label	Cases	Percentage
1	Strongly Agree	326	 12.1%
2	Agree	1226	 45.6%
3	Disagree	922	 34.3%
4	Strongly disagree	206	 7.7%
9	Missing	10	 0.4%

Warning: these figures indicate the number of cases found in the data file. They cannot be interpreted as summary statistics of the population of interest.

as301006: 1.How much do you agree with the following descriptions of yourself? (6) I am optimistic about myself

Information [Type= discrete] [Format=numeric] [Range= 1-9] [Missing=*]

Statistics [NW/ W] [Valid=2690 /-] [Invalid=0 /-]






Value	Label	Cases	Percentage
1	Strongly Agree	903	 33.6%
2	Agree	1452	 54.0%
3	Disagree	289	 10.7%
4	Strongly disagree	41	 1.5%
9	Missing	5	 0.2%

Warning: these figures indicate the number of cases found in the data file. They cannot be interpreted as summary statistics of the population of interest.

as301007: 1.How much do you agree with the following descriptions of yourself? (7) I am satisfied with myself

Information [Type= discrete] [Format=numeric] [Range= 1-9] [Missing=*]

Statistics [NW/ W] [Valid=2690 /-] [Invalid=0 /-]






Value	Label	Cases	Percentage
1	Strongly Agree	663	 24.6%
2	Agree	1375	 51.1%
3	Disagree	575	 21.4%
4	Strongly disagree	74	 2.8%
9	Missing	3	 0.1%

Warning: these figures indicate the number of cases found in the data file. They cannot be interpreted as summary statistics of the population of interest.

as301008: 1.How much do you agree with the following descriptions of yourself? (8) Sometimes I feel useless

Information [Type= discrete] [Format=numeric] [Range= 1-9] [Missing=*]

Statistics [NW/ W] [Valid=2690 /-] [Invalid=0 /-]

Value	Label	Cases	Percentage
1	Strongly Agree	340	 12.6%
2	Agree	1216	 45.2%
3	Disagree	900	 33.5%
4	Strongly disagree	226	 8.4%
9	Missing	8	 0.3%

Warning: these figures indicate the number of cases found in the data file. They cannot be interpreted as summary statistics of the population of interest.

as301009: 1.How much do you agree with the following descriptions of yourself? (9) Sometimes I feel that I don't have any desirable qualities

Information [Type= discrete] [Format=numeric] [Range= 1-9] [Missing=*]

# as301009: 1.How much do you agree with the following descriptions of yourself? (9) Sometimes I feel that I don't have any desirable qualities			
Statistics [NW/ W]	[Valid=2690 /-] [Invalid=0 /-]		
Value	Label	Cases	Percentage
1	Strongly Agree	318	<div><div></div></div> 11.8%
2	Agree	915	<div><div></div></div> 34.0%
3	Disagree	1042	<div><div></div></div> 38.7%
4	Strongly disagree	410	<div><div></div></div> 15.2%
9	Missing	5	<div><div></div></div> 0.2%
Warning: these figures indicate the number of cases found in the data file. They cannot be interpreted as summary statistics of the population of interest.			
# as302000: 2.Generally speaking, are you happy lately? Why? _____			
Information	[Type= discrete] [Format=numeric] [Range= 1-9] [Missing=*]		
Statistics [NW/ W]	[Valid=2690 /-] [Invalid=0 /-]		
Value	Label	Cases	Percentage
1	Very happy	716	<div><div></div></div> 26.6%
2	Happy	1250	<div><div></div></div> 46.5%
3	Unhappy	610	<div><div></div></div> 22.7%
4	Very unhappy	110	<div><div></div></div> 4.1%
9	Missing	4	<div><div></div></div> 0.1%
Warning: these figures indicate the number of cases found in the data file. They cannot be interpreted as summary statistics of the population of interest.			
# as303000: 3.How is your health condition?			
Information	[Type= discrete] [Format=numeric] [Range= 1-9] [Missing=*]		
Statistics [NW/ W]	[Valid=2690 /-] [Invalid=0 /-]		
Value	Label	Cases	Percentage
1	Excellent	634	<div><div></div></div> 23.6%
2	Very good	1189	<div><div></div></div> 44.2%
3	Fair	464	<div><div></div></div> 17.2%
4	Poor	338	<div><div></div></div> 12.6%
5	Very poor	53	<div><div></div></div> 2.0%
9	Missing	12	<div><div></div></div> 0.4%
Warning: these figures indicate the number of cases found in the data file. They cannot be interpreted as summary statistics of the population of interest.			
# as304000: 4.On average, how many hours do you sleep in a typical weekday (Monday to Friday)?			
Information	[Type= continuous] [Format=numeric] [Range= 10-999] [Missing=*]		
Statistics [NW/ W]	[Valid=2690 /-] [Invalid=0 /-]		
Value	Label	Cases	Percentage
999	Missing	29	<div><div></div></div> 100.0%
Warning: these figures indicate the number of cases found in the data file. They cannot be interpreted as summary statistics of the population of interest.			
# as305000: 5.How many hours do you usually sleep on a typical night before a holiday?			
Information	[Type= continuous] [Format=numeric] [Range= 0-999] [Missing=*]		
Statistics [NW/ W]	[Valid=2690 /-] [Invalid=0 /-]		
Value	Label	Cases	Percentage
999	Missing	17	<div><div></div></div> 100.0%
Warning: these figures indicate the number of cases found in the data file. They cannot be interpreted as summary statistics of the population of interest.			

# as306000: 6.Besides class time, how many hours do you spend on average everyday preparing school work since entering junior high? _____ hours			
Information	[Type= continuous] [Format=numeric] [Range= 0-999] [Missing=*]		
Statistics [NW/ W]	[Valid=2690 /-] [Invalid=0 /-]		
Value	Label	Cases	Percentage
999	Missing	14	<div><div></div></div> 100.0%
Warning: these figures indicate the number of cases found in the data file. They cannot be interpreted as summary statistics of the population of interest.			
# as307001: 7.Will you do the following in these hypothetical situations? (1) If someone made a rule that I do not like, I would deliberately break it.			
Information	[Type= discrete] [Format=numeric] [Range= 1-9] [Missing=*]		
Statistics [NW/ W]	[Valid=2690 /-] [Invalid=0 /-]		
Value	Label	Cases	Percentage
1	Definitely will do	180	<div><div></div></div> 6.7%
2	Possibly will do	684	<div><div></div></div> 25.4%
3	Possibly won't do	1497	<div><div></div></div> 55.7%
4	Definitely won't do	328	<div><div></div></div> 12.2%
9	Missing	1	0.0%
Warning: these figures indicate the number of cases found in the data file. They cannot be interpreted as summary statistics of the population of interest.			
# as307002: 7.Will you do the following in these hypothetical situations? (2) If someone yells/shouts at me, I would do the same to him/her.			
Information	[Type= discrete] [Format=numeric] [Range= 1-9] [Missing=*]		
Statistics [NW/ W]	[Valid=2690 /-] [Invalid=0 /-]		
Value	Label	Cases	Percentage
1	Definitely will do	313	<div><div></div></div> 11.6%
2	Possibly will do	910	<div><div></div></div> 33.8%
3	Possibly won't do	1144	<div><div></div></div> 42.5%
4	Definitely won't do	321	<div><div></div></div> 11.9%
9	Missing	2	0.1%
Warning: these figures indicate the number of cases found in the data file. They cannot be interpreted as summary statistics of the population of interest.			
# as307003: 7.Will you do the following in these hypothetical situations? (3) I would deliberately go against someone who nags at me.			
Information	[Type= discrete] [Format=numeric] [Range= 1-9] [Missing=*]		
Statistics [NW/ W]	[Valid=2690 /-] [Invalid=0 /-]		
Value	Label	Cases	Percentage
1	Definitely will do	278	<div><div></div></div> 10.3%
2	Possibly will do	900	<div><div></div></div> 33.5%
3	Possibly won't do	1194	<div><div></div></div> 44.4%
4	Definitely won't do	316	<div><div></div></div> 11.7%
9	Missing	2	0.1%
Warning: these figures indicate the number of cases found in the data file. They cannot be interpreted as summary statistics of the population of interest.			
# as308001: 8.Do you think the following statements well describe you? (1) I like to tell jokes or anecdotes at gatherings.			
Information	[Type= discrete] [Format=numeric] [Range= 1-9] [Missing=*]		
Statistics [NW/ W]	[Valid=2690 /-] [Invalid=0 /-]		

as308001: 8.Do you think the following statements well describe you? (1) I like to tell jokes or anecdotes at gatherings.

Value	Label	Cases	Percentage
1	It describes my experience very well	899	33.4%
2	It describes my experience pretty well	1127	41.9%
3	It doesn't really describe my experience	521	19.4%
4	It doesn't describe my at all	142	5.3%
9	Missing	1	0.0%

Warning: these figures indicate the number of cases found in the data file. They cannot be interpreted as summary statistics of the population of interest.

as308002: 8.Do you think the following statements well describe you? (2) I like to decide what I want to do.

Information	[Type= discrete] [Format=numeric] [Range= 1-9] [Missing=*]		
Statistics [NW/ W]	[Valid=2690 /-] [Invalid=0 /-]		
Value	Label	Cases	Percentage
1	It describes my experience very well	1254	46.6%
2	It describes my experience pretty well	1241	46.1%
3	It doesn't really describe my experience	170	6.3%
4	It doesn't describe my at all	22	0.8%
9	Missing	3	0.1%

Warning: these figures indicate the number of cases found in the data file. They cannot be interpreted as summary statistics of the population of interest.

as308003: 8.Do you think the following statements well describe you? (3) I like to share with my friends.

Information	[Type= discrete] [Format=numeric] [Range= 1-9] [Missing=*]		
Statistics [NW/ W]	[Valid=2690 /-] [Invalid=0 /-]		
Value	Label	Cases	Percentage
1	It describes my experience very well	1345	50.0%
2	It describes my experience pretty well	1176	43.7%
3	It doesn't really describe my experience	143	5.3%
4	It doesn't describe my at all	23	0.9%
9	Missing	3	0.1%

Warning: these figures indicate the number of cases found in the data file. They cannot be interpreted as summary statistics of the population of interest.

as308004: 8.Do you think the following statements well describe you? (4) I like to follow traditions to avoid being different for people whom I care.

Information	[Type= discrete] [Format=numeric] [Range= 1-9] [Missing=*]		
Statistics [NW/ W]	[Valid=2690 /-] [Invalid=0 /-]		
Value	Label	Cases	Percentage
1	It describes my experience very well	386	14.3%
2	It describes my experience pretty well	952	35.4%
3	It doesn't really describe my experience	1097	40.8%
4	It doesn't describe my at all	248	9.2%
9	Missing	7	0.3%

Warning: these figures indicate the number of cases found in the data file. They cannot be interpreted as summary statistics of the population of interest.

as308005: 8.Do you think the following statements well describe you? (5) I like to be free to go anywhere I want.

Information	[Type= discrete] [Format=numeric] [Range= 1-9] [Missing=*]		
Statistics [NW/ W]	[Valid=2690 /-] [Invalid=0 /-]		

# as308005: 8.Do you think the following statements well describe you? (5) I like to be free to go anywhere I want.			
Value	Label	Cases	Percentage
1	It describes my experience very well	817	<div><div></div></div> 30.4%
2	It describes my experience pretty well	934	<div><div></div></div> 34.7%
3	It doesn't really describe my experience	722	<div><div></div></div> 26.8%
4	It doesn't describe my at all	209	<div><div></div></div> 7.8%
9	Missing	8	<div><div></div></div> 0.3%
<i>Warning: these figures indicate the number of cases found in the data file. They cannot be interpreted as summary statistics of the population of interest.</i>			
# as308006: 8.Do you think the following statements well describe you? (6) I like to be the center of attention in a group.			
Information	[Type= discrete] [Format=numeric] [Range= 1-9] [Missing=*]		
Statistics [NW/ W]	[Valid=2690 /-] [Invalid=0 /-]		
Value	Label	Cases	Percentage
1	It describes my experience very well	567	<div><div></div></div> 21.1%
2	It describes my experience pretty well	913	<div><div></div></div> 33.9%
3	It doesn't really describe my experience	976	<div><div></div></div> 36.3%
4	It doesn't describe my at all	229	<div><div></div></div> 8.5%
9	Missing	5	<div><div></div></div> 0.2%
<i>Warning: these figures indicate the number of cases found in the data file. They cannot be interpreted as summary statistics of the population of interest.</i>			
# as308007: 8.Do you think the following statements well describe you? (7) I like to be free to do whatever I want to do.			
Information	[Type= discrete] [Format=numeric] [Range= 1-9] [Missing=*]		
Statistics [NW/ W]	[Valid=2690 /-] [Invalid=0 /-]		
Value	Label	Cases	Percentage
1	It describes my experience very well	1076	<div><div></div></div> 40.0%
2	It describes my experience pretty well	1019	<div><div></div></div> 37.9%
3	It doesn't really describe my experience	466	<div><div></div></div> 17.3%
4	It doesn't describe my at all	123	<div><div></div></div> 4.6%
9	Missing	6	<div><div></div></div> 0.2%
<i>Warning: these figures indicate the number of cases found in the data file. They cannot be interpreted as summary statistics of the population of interest.</i>			
# as308008: 8.Do you think the following statements well describe you? (8) I like to follow rules and do what others want me to do.			
Information	[Type= discrete] [Format=numeric] [Range= 1-9] [Missing=*]		
Statistics [NW/ W]	[Valid=2690 /-] [Invalid=0 /-]		
Value	Label	Cases	Percentage
1	It describes my experience very well	419	<div><div></div></div> 15.6%
2	It describes my experience pretty well	981	<div><div></div></div> 36.5%
3	It doesn't really describe my experience	1054	<div><div></div></div> 39.2%
4	It doesn't describe my at all	230	<div><div></div></div> 8.6%
9	Missing	6	<div><div></div></div> 0.2%
<i>Warning: these figures indicate the number of cases found in the data file. They cannot be interpreted as summary statistics of the population of interest.</i>			
# as308009: 8.Do you think the following statements well describe you? (9) I like to have close relationship with my friends.			
Information	[Type= discrete] [Format=numeric] [Range= 1-9] [Missing=*]		
Statistics [NW/ W]	[Valid=2690 /-] [Invalid=0 /-]		

as308009: 8.Do you think the following statements well describe you? (9) I like to have close relationship with my friends.

Value	Label	Cases	Percentage
1	It describes my experience very well	810	30.1%
2	It describes my experience pretty well	1169	43.5%
3	It doesn't really describe my experience	553	20.6%
4	It doesn't describe my at all	147	5.5%
9	Missing	11	0.4%

Warning: these figures indicate the number of cases found in the data file. They cannot be interpreted as summary statistics of the population of interest.

as308010: 8.Do you think the following statements well describe you? (10) I prefer doing something together with my friends instead of doing it alone.

Information	[Type= discrete] [Format=numeric] [Range= 1-9] [Missing=*]
Statistics [NW/ W]	[Valid=2690 /-] [Invalid=0 /-]

Value	Label	Cases	Percentage
1	It describes my experience very well	1105	41.1%
2	It describes my experience pretty well	1178	43.8%
3	It doesn't really describe my experience	319	11.9%
4	It doesn't describe my at all	79	2.9%
9	Missing	9	0.3%

Warning: these figures indicate the number of cases found in the data file. They cannot be interpreted as summary statistics of the population of interest.

as308011: 8.Do you think the following statements well describe you? (11) I like to join a warm and friendly club / organization.

Information	[Type= discrete] [Format=numeric] [Range= 1-9] [Missing=*]
Statistics [NW/ W]	[Valid=2690 /-] [Invalid=0 /-]

Value	Label	Cases	Percentage
1	It describes my experience very well	1197	44.5%
2	It describes my experience pretty well	1108	41.2%
3	It doesn't really describe my experience	304	11.3%
4	It doesn't describe my at all	79	2.9%
9	Missing	2	0.1%

Warning: these figures indicate the number of cases found in the data file. They cannot be interpreted as summary statistics of the population of interest.

as308012: 8.Do you think the following statements well describe you? (12) I like to get advice from someone I respect when I am planning something

Information	[Type= discrete] [Format=numeric] [Range= 1-9] [Missing=*]
Statistics [NW/ W]	[Valid=2690 /-] [Invalid=0 /-]

Value	Label	Cases	Percentage
1	It describes my experience very well	1146	42.6%
2	It describes my experience pretty well	1295	48.1%
3	It doesn't really describe my experience	192	7.1%
4	It doesn't describe my at all	48	1.8%
9	Missing	9	0.3%

Warning: these figures indicate the number of cases found in the data file. They cannot be interpreted as summary statistics of the population of interest.

as308013: 8.Do you think the following statements well describe you? (13) I like people noticing my appearance when I am in public places

Information	[Type= discrete] [Format=numeric] [Range= 1-9] [Missing=*]
-------------	--

as308013: 8.Do you think the following statements well describe you? (13) I like people noticing my appearance when I am in public places

Statistics [NW/ W] [Valid=2690 /-] [Invalid=0 /-]

Value	Label	Cases	Percentage
1	It describes my experience very well	415	15.4%
2	It describes my experience pretty well	826	30.7%
3	It doesn't really describe my experience	1175	43.7%
4	It doesn't describe my at all	271	10.1%
9	Missing	3	0.1%

Warning: these figures indicate the number of cases found in the data file. They cannot be interpreted as summary statistics of the population of interest.

as308014: 8.Do you think the following statements well describe you? (14) I like to say something intelligent/smart for the others

Information [Type= discrete] [Format=numeric] [Range= 1-9] [Missing=*]

Statistics [NW/ W] [Valid=2690 /-] [Invalid=0 /-]

Value	Label	Cases	Percentage
1	It describes my experience very well	460	17.1%
2	It describes my experience pretty well	915	34.0%
3	It doesn't really describe my experience	1040	38.7%
4	It doesn't describe my at all	266	9.9%
9	Missing	9	0.3%

Warning: these figures indicate the number of cases found in the data file. They cannot be interpreted as summary statistics of the population of interest.

as308015: 8.Do you think the following statements well describe you? (15) In a group setting, I like taking the back seat and let someone else lead

Information [Type= discrete] [Format=numeric] [Range= 1-9] [Missing=*]

Statistics [NW/ W] [Valid=2690 /-] [Invalid=0 /-]

Value	Label	Cases	Percentage
1	It describes my experience very well	865	32.2%
2	It describes my experience pretty well	1370	50.9%
3	It doesn't really describe my experience	370	13.8%
4	It doesn't describe my at all	75	2.8%
9	Missing	10	0.4%

Warning: these figures indicate the number of cases found in the data file. They cannot be interpreted as summary statistics of the population of interest.

as308016: 8.Do you think the following statements well describe you? (16) I like doing things my way, despite what others might think

Information [Type= discrete] [Format=numeric] [Range= 1-9] [Missing=*]

Statistics [NW/ W] [Valid=2690 /-] [Invalid=0 /-]

Value	Label	Cases	Percentage
1	It describes my experience very well	387	14.4%
2	It describes my experience pretty well	754	28.0%
3	It doesn't really describe my experience	1215	45.2%
4	It doesn't describe my at all	328	12.2%
9	Missing	6	0.2%

Warning: these figures indicate the number of cases found in the data file. They cannot be interpreted as summary statistics of the population of interest.

as309001: 9.The following statements are about personal attitude and characteristics. Please read each carefully and answer if it applies to you: (1) I would sometimes give up doing something because of the lack of self-esteem

Information	[Type= discrete] [Format=numeric] [Range= 1-9] [Missing=*]
--------------------	--

Statistics [NW/ W]	[Valid=2690 /-] [Invalid=0 /-]
---------------------------	--------------------------------

Value	Label	Cases	Percentage
1	yes	1635	<div><div></div></div> 60.8%
2	no	1054	<div><div></div></div> 39.2%
9	Missing	1	0.0%

Warning: these figures indicate the number of cases found in the data file. They cannot be interpreted as summary statistics of the population of interest.

as309002: 9.The following statements are about personal attitude and characteristics. Please read each carefully and answer if it applies to you: (2) I would sometimes pretend to be sick to avoid something

Information	[Type= discrete] [Format=numeric] [Range= 1-9] [Missing=*]
--------------------	--

Statistics [NW/ W]	[Valid=2690 /-] [Invalid=0 /-]
---------------------------	--------------------------------

Value	Label	Cases	Percentage
1	yes	503	<div><div></div></div> 18.7%
2	no	2187	<div><div></div></div> 81.3%
9	Missing	0	

Warning: these figures indicate the number of cases found in the data file. They cannot be interpreted as summary statistics of the population of interest.

as309003: 9.The following statements are about personal attitude and characteristics. Please read each carefully and answer if it applies to you: (3) I would sometimes take advantage of others

Information	[Type= discrete] [Format=numeric] [Range= 1-9] [Missing=*]
--------------------	--

Statistics [NW/ W]	[Valid=2690 /-] [Invalid=0 /-]
---------------------------	--------------------------------

Value	Label	Cases	Percentage
1	yes	947	<div><div></div></div> 35.2%
2	no	1742	<div><div></div></div> 64.8%
9	Missing	1	0.0%

Warning: these figures indicate the number of cases found in the data file. They cannot be interpreted as summary statistics of the population of interest.

as309004: 9.The following statements are about personal attitude and characteristics. Please read each carefully and answer if it applies to you: (4) I always admit my wrongdoing when I am at fault

Information	[Type= discrete] [Format=numeric] [Range= 1-9] [Missing=*]
--------------------	--

Statistics [NW/ W]	[Valid=2690 /-] [Invalid=0 /-]
---------------------------	--------------------------------

Value	Label	Cases	Percentage
1	yes	1985	<div><div></div></div> 73.8%
2	no	702	<div><div></div></div> 26.1%
9	Missing	3	0.1%

Warning: these figures indicate the number of cases found in the data file. They cannot be interpreted as summary statistics of the population of interest.

as309005: 9.The following statements are about personal attitude and characteristics. Please read each carefully and answer if it applies to you: (5) I would sometimes get even with others instead of forgiving them

Information	[Type= discrete] [Format=numeric] [Range= 1-9] [Missing=*]
--------------------	--

Statistics [NW/ W]	[Valid=2690 /-] [Invalid=0 /-]
---------------------------	--------------------------------

Value	Label	Cases	Percentage
1	yes	1030	<div><div></div></div> 38.3%
2	no	1660	<div><div></div></div> 61.7%
9	Missing	0	

Warning: these figures indicate the number of cases found in the data file. They cannot be interpreted as summary statistics of the population of interest.

as309006: 9.The following statements are about personal attitude and characteristics. Please read each carefully and answer if it applies to you: (6) I would sometimes envy and admire others' good luck

Information	[Type= discrete] [Format=numeric] [Range= 1-9] [Missing=*]
--------------------	--

Statistics [NW/ W]	[Valid=2690 /-] [Invalid=0 /-]
---------------------------	--------------------------------

Value	Label	Cases	Percentage
1	yes	1616	60.1%
2	no	1074	39.9%
9	Missing	0	

Warning: these figures indicate the number of cases found in the data file. They cannot be interpreted as summary statistics of the population of interest.

as310001: 10.Which gender do you think matching the following house chores? (1) Taking care of children

Information	[Type= discrete] [Format=numeric] [Range= 1-9] [Missing=*]
--------------------	--

Statistics [NW/ W]	[Valid=2690 /-] [Invalid=0 /-]
---------------------------	--------------------------------

Value	Label	Cases	Percentage
1	Suitable for male	35	1.3%
2	Suitable for females	643	23.9%
3	Suitable for both	2009	74.7%
9	Missing	3	0.1%

Warning: these figures indicate the number of cases found in the data file. They cannot be interpreted as summary statistics of the population of interest.

as310002: 10.Which gender do you think matching the following house chores? (2) Cooking

Information	[Type= discrete] [Format=numeric] [Range= 1-9] [Missing=*]
--------------------	--

Statistics [NW/ W]	[Valid=2690 /-] [Invalid=0 /-]
---------------------------	--------------------------------

Value	Label	Cases	Percentage
1	Suitable for male	38	1.4%
2	Suitable for females	669	24.9%
3	Suitable for both	1981	73.6%
9	Missing	2	0.1%

Warning: these figures indicate the number of cases found in the data file. They cannot be interpreted as summary statistics of the population of interest.

as310003: 10.Which gender do you think matching the following house chores? (3) Dish washing

Information	[Type= discrete] [Format=numeric] [Range= 1-9] [Missing=*]
--------------------	--

Statistics [NW/ W]	[Valid=2690 /-] [Invalid=0 /-]
---------------------------	--------------------------------

Value	Label	Cases	Percentage
1	Suitable for male	95	3.5%
2	Suitable for females	526	19.6%
3	Suitable for both	2067	76.8%
9	Missing	2	0.1%

Warning: these figures indicate the number of cases found in the data file. They cannot be interpreted as summary statistics of the population of interest.

as310004: 10.Which gender do you think matching the following house chores? (4) Car maintenance

Information	[Type= discrete] [Format=numeric] [Range= 1-9] [Missing=*]
--------------------	--

Statistics [NW/ W]	[Valid=2690 /-] [Invalid=0 /-]
---------------------------	--------------------------------

Value	Label	Cases	Percentage
1	Suitable for male	1370	50.9%
2	Suitable for females	25	0.9%
3	Suitable for both	1288	47.9%
9	Missing	7	0.3%

# as310004: 10.Which gender do you think matching the following house chores? (4) Car maintenance			
Warning: these figures indicate the number of cases found in the data file. They cannot be interpreted as summary statistics of the population of interest.			
# as310005: 10.Which gender do you think matching the following house chores? (5) Clothes washing			
Information	[Type= discrete] [Format=numeric] [Range= 1-9] [Missing=*]		
Statistics [NW/ W]	[Valid=2690 /-] [Invalid=0 /-]		
Value	Label	Cases	Percentage
1	Suitable for male	47	1.7%
2	Suitable for females	959	35.7%
3	Suitable for both	1679	62.4%
9	Missing	5	0.2%
Warning: these figures indicate the number of cases found in the data file. They cannot be interpreted as summary statistics of the population of interest.			
# as310006: 10.Which gender do you think matching the following house chores? (6) Clothes folding			
Information	[Type= discrete] [Format=numeric] [Range= 1-9] [Missing=*]		
Statistics [NW/ W]	[Valid=2690 /-] [Invalid=0 /-]		
Value	Label	Cases	Percentage
1	Suitable for male	73	2.7%
2	Suitable for females	758	28.2%
3	Suitable for both	1852	68.8%
9	Missing	7	0.3%
Warning: these figures indicate the number of cases found in the data file. They cannot be interpreted as summary statistics of the population of interest.			





# as310007: 10.Which gender do you think matching the following house chores? (7) Taking out the trash			
Information	[Type= discrete] [Format=numeric] [Range= 1-9] [Missing=*]		
Statistics [NW/ W]	[Valid=2690 /-] [Invalid=0 /-]		
Value	Label	Cases	Percentage
1	Suitable for male	592	 22.0%
2	Suitable for females	89	 3.3%
3	Suitable for both	2003	 74.5%
9	Missing	6	0.2%
Warning: these figures indicate the number of cases found in the data file. They cannot be interpreted as summary statistics of the population of interest.			
# as310008: 10.Which gender do you think matching the following house chores? (8) Cleaning/washing windows			
Information	[Type= discrete] [Format=numeric] [Range= 1-9] [Missing=*]		
Statistics [NW/ W]	[Valid=2690 /-] [Invalid=0 /-]		
Value	Label	Cases	Percentage
1	Suitable for male	563	 20.9%
2	Suitable for females	188	 7.0%
3	Suitable for both	1936	 72.0%
9	Missing	3	0.1%
Warning: these figures indicate the number of cases found in the data file. They cannot be interpreted as summary statistics of the population of interest.			
# as310009: 10.Which gender do you think matching the following house chores? (9) Doing the shopping			
Information	[Type= discrete] [Format=numeric] [Range= 1-9] [Missing=*]		
Statistics [NW/ W]	[Valid=2690 /-] [Invalid=0 /-]		
Value	Label	Cases	Percentage
1	Suitable for male	34	 1.3%
2	Suitable for females	1360	 50.6%
3	Suitable for both	1293	 48.1%
9	Missing	3	0.1%
Warning: these figures indicate the number of cases found in the data file. They cannot be interpreted as summary statistics of the population of interest.			
# as310010: 10.Which gender do you think matching the following house chores? (10) Dropping off/picking up family members			
Information	[Type= discrete] [Format=numeric] [Range= 1-9] [Missing=*]		
Statistics [NW/ W]	[Valid=2690 /-] [Invalid=0 /-]		
Value	Label	Cases	Percentage
1	Suitable for male	490	 18.2%
2	Suitable for females	136	 5.1%
3	Suitable for both	2061	 76.6%
9	Missing	3	0.1%
Warning: these figures indicate the number of cases found in the data file. They cannot be interpreted as summary statistics of the population of interest.			
# as310011: 10.Which gender do you think matching the following house chores? (11) Cleaning/sweeping			
Information	[Type= discrete] [Format=numeric] [Range= 1-9] [Missing=*]		
Statistics [NW/ W]	[Valid=2690 /-] [Invalid=0 /-]		
Value	Label	Cases	Percentage
1	Suitable for male	93	 3.5%
2	Suitable for females	410	 15.2%
3	Suitable for both	2181	 81.1%

# as310011: 10.Which gender do you think matching the following house chores? (11) Cleaning/sweeping			
Value	Label	Cases	Percentage
9	Missing	6	0.2%
Warning: these figures indicate the number of cases found in the data file. They cannot be interpreted as summary statistics of the population of interest.			
# as310012: 10.Which gender do you think matching the following house chores? (12) Helping children with their homework			
Information	[Type= discrete] [Format=numeric] [Range= 1-9] [Missing=*]		
Statistics [NW/ W]	[Valid=2690 /-] [Invalid=0 /-]		
Value	Label	Cases	Percentage
1	Suitable for male	88	3.3%
2	Suitable for females	343	12.8%
3	Suitable for both	2256	83.9%
9	Missing	3	0.1%
Warning: these figures indicate the number of cases found in the data file. They cannot be interpreted as summary statistics of the population of interest.			
# as310013: 10.Which gender do you think matching the following house chores? (13) Playing with children			
Information	[Type= discrete] [Format=numeric] [Range= 1-9] [Missing=*]		
Statistics [NW/ W]	[Valid=2690 /-] [Invalid=0 /-]		
Value	Label	Cases	Percentage
1	Suitable for male	168	6.2%
2	Suitable for females	169	6.3%
3	Suitable for both	2346	87.2%
9	Missing	7	0.3%
Warning: these figures indicate the number of cases found in the data file. They cannot be interpreted as summary statistics of the population of interest.			
# as310014: 10.Which gender do you think matching the following house chores? (14) Repairing electronics			
Information	[Type= discrete] [Format=numeric] [Range= 1-9] [Missing=*]		
Statistics [NW/ W]	[Valid=2690 /-] [Invalid=0 /-]		
Value	Label	Cases	Percentage
1	Suitable for male	2001	74.4%
2	Suitable for females	24	0.9%
3	Suitable for both	660	24.5%
9	Missing	5	0.2%
Warning: these figures indicate the number of cases found in the data file. They cannot be interpreted as summary statistics of the population of interest.			
# as311001: 11.The following are some examples of career choices:According to your opinions, which gender do you think matches the following occupations? (1)Police officer			
Information	[Type= discrete] [Format=numeric] [Range= 1-9] [Missing=*]		
Statistics [NW/ W]	[Valid=2690 /-] [Invalid=0 /-]		
Value	Label	Cases	Percentage
1	It fits male roles better	1351	50.2%
2	It fits females roles better	10	0.4%
3	It fits both gender roles well	1324	49.2%
9	Missing	5	0.2%
Warning: these figures indicate the number of cases found in the data file. They cannot be interpreted as summary statistics of the population of interest.			

as311002: 11.The following are some examples of career choices:According to your opinions, which gender do you think matches the following occupations? (2)Military officer

Information [Type= discrete] [Format=numeric] [Range= 1-9] [Missing=*]

Statistics [NW/ W] [Valid=2690 /-] [Invalid=0 /-]





Value	Label	Cases	Percentage
1	It fits male roles better	1909	 71.0%
2	It fits females roles better	9	 0.3%
3	It fits both gender roles well	768	 28.6%
9	Missing	4	 0.1%

Warning: these figures indicate the number of cases found in the data file. They cannot be interpreted as summary statistics of the population of interest.

as311003: 11.The following are some examples of career choices:According to your opinions, which gender do you think matches the following occupations? (3)Secretary

Information [Type= discrete] [Format=numeric] [Range= 1-9] [Missing=*]

Statistics [NW/ W] [Valid=2690 /-] [Invalid=0 /-]





Value	Label	Cases	Percentage
1	It fits male roles better	41	 1.5%
2	It fits females roles better	1601	 59.5%
3	It fits both gender roles well	1044	 38.8%
9	Missing	4	 0.1%

Warning: these figures indicate the number of cases found in the data file. They cannot be interpreted as summary statistics of the population of interest.

as311004: 11.The following are some examples of career choices:According to your opinions, which gender do you think matches the following occupations? (4)Nurse

Information [Type= discrete] [Format=numeric] [Range= 1-9] [Missing=*]

Statistics [NW/ W] [Valid=2690 /-] [Invalid=0 /-]





Value	Label	Cases	Percentage
1	It fits male roles better	22	 0.8%
2	It fits females roles better	2098	 78.0%
3	It fits both gender roles well	564	 21.0%
9	Missing	6	 0.2%

Warning: these figures indicate the number of cases found in the data file. They cannot be interpreted as summary statistics of the population of interest.

as311005: 11.The following are some examples of career choices:According to your opinions, which gender do you think matches the following occupations? (5)Elementary school teacher

Information [Type= discrete] [Format=numeric] [Range= 1-9] [Missing=*]

Statistics [NW/ W] [Valid=2690 /-] [Invalid=0 /-]

Value	Label	Cases	Percentage
1	It fits male roles better	53	 2.0%
2	It fits females roles better	557	 20.7%
3	It fits both gender roles well	2076	 77.2%
9	Missing	4	 0.1%

Warning: these figures indicate the number of cases found in the data file. They cannot be interpreted as summary statistics of the population of interest.

as311006: 11.The following are some examples of career choices:According to your opinions, which gender do you think matches the following occupations? (6)Taxi driver

Information [Type= discrete] [Format=numeric] [Range= 1-9] [Missing=*]

Statistics [NW/ W] [Valid=2690 /-] [Invalid=0 /-]

as311006: 11.The following are some examples of career choices:According to your opinions, which gender do you think matches the following occupations? (6)Taxi driver

Value	Label	Cases	Percentage
1	It fits male roles better	1611	<div><div></div></div> 59.9%
2	It fits females roles better	32	<div><div></div></div> 1.2%
3	It fits both gender roles well	1041	<div><div></div></div> 38.7%
9	Missing	6	<div><div></div></div> 0.2%

Warning: these figures indicate the number of cases found in the data file. They cannot be interpreted as summary statistics of the population of interest.

as311007: 11.The following are some examples of career choices:According to your opinions, which gender do you think matches the following occupations? (7)Bus or tour bus driver

Information	[Type= discrete] [Format=numeric] [Range= 1-9] [Missing=*]
Statistics [NW/ W]	[Valid=2690 /-] [Invalid=0 /-]

Value	Label	Cases	Percentage
1	It fits male roles better	1702	<div><div></div></div> 63.3%
2	It fits females roles better	48	<div><div></div></div> 1.8%
3	It fits both gender roles well	938	<div><div></div></div> 34.9%
9	Missing	2	<div><div></div></div> 0.1%

Warning: these figures indicate the number of cases found in the data file. They cannot be interpreted as summary statistics of the population of interest.

as311008: 11.The following are some examples of career choices:According to your opinions, which gender do you think matches the following occupations? (8)Hairstylist

Information	[Type= discrete] [Format=numeric] [Range= 1-9] [Missing=*]
Statistics [NW/ W]	[Valid=2690 /-] [Invalid=0 /-]

Value	Label	Cases	Percentage
1	It fits male roles better	39	<div><div></div></div> 1.4%
2	It fits females roles better	1293	<div><div></div></div> 48.1%
3	It fits both gender roles well	1355	<div><div></div></div> 50.4%
9	Missing	3	<div><div></div></div> 0.1%

Warning: these figures indicate the number of cases found in the data file. They cannot be interpreted as summary statistics of the population of interest.

as311009: 11.The following are some examples of career choices:According to your opinions, which gender do you think matches the following occupations? (9)Auto mechanic

Information	[Type= discrete] [Format=numeric] [Range= 1-9] [Missing=*]
Statistics [NW/ W]	[Valid=2690 /-] [Invalid=0 /-]

Value	Label	Cases	Percentage
1	It fits male roles better	2142	<div><div></div></div> 79.6%
2	It fits females roles better	32	<div><div></div></div> 1.2%
3	It fits both gender roles well	512	<div><div></div></div> 19.0%
9	Missing	4	<div><div></div></div> 0.1%


Warning: these figures indicate the number of cases found in the data file. They cannot be interpreted as summary statistics of the population of interest.

as311010: 11.The following are some examples of career choices:According to your opinions, which gender do you think matches the following occupations? (10)Shopping mall attendant

Information	[Type= discrete] [Format=numeric] [Range= 1-9] [Missing=*]
Statistics [NW/ W]	[Valid=2690 /-] [Invalid=0 /-]

Value	Label	Cases	Percentage
1	It fits male roles better	56	<div><div></div></div> 2.1%
2	It fits females roles better	953	<div><div></div></div> 35.4%



as311010: 11.The following are some examples of career choices:According to your opinions, which gender do you think matches the following occupations? (10)Shopping mall attendant

Value	Label	Cases	Percentage
3	It fits both gender roles well	1679	 62.4%
9	Missing	2	0.1%

Warning: these figures indicate the number of cases found in the data file. They cannot be interpreted as summary statistics of the population of interest.

as311011: 11.The following are some examples of career choices:According to your opinions, which gender do you think matches the following occupations? (11)Tailor




Information	[Type= discrete] [Format=numeric] [Range= 1-9] [Missing=*]
Statistics [NW/ W]	[Valid=2690 /-] [Invalid=0 /-]

Value	Label	Cases	Percentage
1	It fits male roles better	156	 5.8%
2	It fits females roles better	1219	 45.3%
3	It fits both gender roles well	1309	 48.7%
9	Missing	6	0.2%

Warning: these figures indicate the number of cases found in the data file. They cannot be interpreted as summary statistics of the population of interest.

as311012: 11.The following are some examples of career choices:According to your opinions, which gender do you think matches the following occupations? (12)Engineer




Information	[Type= discrete] [Format=numeric] [Range= 1-9] [Missing=*]
Statistics [NW/ W]	[Valid=2690 /-] [Invalid=0 /-]

Value	Label	Cases	Percentage
1	It fits male roles better	1722	 64.0%
2	It fits females roles better	36	 1.3%
3	It fits both gender roles well	925	 34.4%
9	Missing	7	0.3%

Warning: these figures indicate the number of cases found in the data file. They cannot be interpreted as summary statistics of the population of interest.

as311013: 11.The following are some examples of career choices:According to your opinions, which gender do you think matches the following occupations? (13)Cement layer




Information	[Type= discrete] [Format=numeric] [Range= 1-9] [Missing=*]
Statistics [NW/ W]	[Valid=2690 /-] [Invalid=0 /-]

Value	Label	Cases	Percentage
1	It fits male roles better	2290	 85.1%
2	It fits females roles better	25	 0.9%
3	It fits both gender roles well	372	 13.8%
9	Missing	3	0.1%

Warning: these figures indicate the number of cases found in the data file. They cannot be interpreted as summary statistics of the population of interest.

as311014: 11.The following are some examples of career choices:According to your opinions, which gender do you think matches the following occupations? (14)Airline Pilot

Information	[Type= discrete] [Format=numeric] [Range= 1-9] [Missing=*]
Statistics [NW/ W]	[Valid=2690 /-] [Invalid=0 /-]

Value	Label	Cases	Percentage
1	It fits male roles better	1638	 60.9%
2	It fits females roles better	28	 1.0%
3	It fits both gender roles well	1019	 37.9%
9	Missing	5	0.2%

as311014: 11.The following are some examples of career choices:According to your opinions, which gender do you think matches the following occupations? (14)Airline Pilot

Warning: these figures indicate the number of cases found in the data file. They cannot be interpreted as summary statistics of the population of interest.

as311015: 11.The following are some examples of career choices:According to your opinions, which gender do you think matches the following occupations? (15)University Professor

Information [Type= discrete] [Format=numeric] [Range= 1-9] [Missing=*]

Statistics [NW/ W] [Valid=2690 /-] [Invalid=0 /-]

Value	Label	Cases	Percentage
1	It fits male roles better	502	18.7%
2	It fits females roles better	67	2.5%
3	It fits both gender roles well	2118	78.7%
9	Missing	3	0.1%

Warning: these figures indicate the number of cases found in the data file. They cannot be interpreted as summary statistics of the population of interest.

as311016: 11.The following are some examples of career choices:According to your opinions, which gender do you think matches the following occupations? (16)Lawyer

Information [Type= discrete] [Format=numeric] [Range= 1-9] [Missing=*]

Statistics [NW/ W] [Valid=2690 /-] [Invalid=0 /-]

Value	Label	Cases	Percentage
1	It fits male roles better	356	13.2%
2	It fits females roles better	134	5.0%
3	It fits both gender roles well	2195	81.6%
9	Missing	5	0.2%

Warning: these figures indicate the number of cases found in the data file. They cannot be interpreted as summary statistics of the population of interest.

as311017: 11.The following are some examples of career choices:According to your opinions, which gender do you think matches the following occupations? (17)Medical doctor

Information [Type= discrete] [Format=numeric] [Range= 1-9] [Missing=*]

Statistics [NW/ W] [Valid=2690 /-] [Invalid=0 /-]

Value	Label	Cases	Percentage
1	It fits male roles better	572	21.3%
2	It fits females roles better	68	2.5%
3	It fits both gender roles well	2043	75.9%
9	Missing	7	0.3%

Warning: these figures indicate the number of cases found in the data file. They cannot be interpreted as summary statistics of the population of interest.

as311018: 11.The following are some examples of career choices:According to your opinions, which gender do you think matches the following occupations? (18)Elementary school principal

Information [Type= discrete] [Format=numeric] [Range= 1-9] [Missing=*]

Statistics [NW/ W] [Valid=2690 /-] [Invalid=0 /-]





Value	Label	Cases	Percentage
1	It fits male roles better	449	16.7%
2	It fits females roles better	64	2.4%
3	It fits both gender roles well	2172	80.7%
9	Missing	5	0.2%

Warning: these figures indicate the number of cases found in the data file. They cannot be interpreted as summary statistics of the population of interest.

as311019: 11.The following are some examples of career choices:According to your opinions, which gender do you think matches the following occupations? (19)County magistrate

Information [Type= discrete] [Format=numeric] [Range= 1-9] [Missing=*]

Statistics [NW/ W] [Valid=2690 /-] [Invalid=0 /-]





Value	Label	Cases	Percentage
1	It fits male roles better	618	 23.0%
2	It fits females roles better	53	 2.0%
3	It fits both gender roles well	2016	 74.9%
9	Missing	3	 0.1%

Warning: these figures indicate the number of cases found in the data file. They cannot be interpreted as summary statistics of the population of interest.

as311020: 11.The following are some examples of career choices:According to your opinions, which gender do you think matches the following occupations? (20)Bank teller

Information [Type= discrete] [Format=numeric] [Range= 1-9] [Missing=*]

Statistics [NW/ W] [Valid=2690 /-] [Invalid=0 /-]







Value	Label	Cases	Percentage
1	It fits male roles better	181	 6.7%
2	It fits females roles better	270	 10.0%
3	It fits both gender roles well	2236	 83.1%
9	Missing	3	 0.1%

Warning: these figures indicate the number of cases found in the data file. They cannot be interpreted as summary statistics of the population of interest.

as312001: 12.In the past week, did you experience any of the following symptoms? If so, how severe were they? (1) Headache

Information [Type= discrete] [Format=numeric] [Range= 1-9] [Missing=*]

Statistics [NW/ W] [Valid=2690 /-] [Invalid=0 /-]







Value	Label	Cases	Percentage
1	No	1536	 57.1%
2	Yes,mild	761	 28.3%
3	Yes,moderately	299	 11.1%
4	Yes,serious	62	 2.3%
5	Yes,very serious	30	 1.1%
9	Missing	2	 0.1%

Warning: these figures indicate the number of cases found in the data file. They cannot be interpreted as summary statistics of the population of interest.

















as312002: 12.In the past week, did you experience any of the following symptoms? If so, how severe were they? (2) Dizziness

Information [Type= discrete] [Format=numeric] [Range= 1-9] [Missing=*]

Statistics [NW/ W] [Valid=2690 /-] [Invalid=0 /-]

Value	Label	Cases	Percentage
1	No	1576	 58.6%
2	Yes,mild	724	 26.9%
3	Yes,moderately	300	 11.2%
4	Yes,serious	64	 2.4%
5	Yes,very serious	24	 0.9%
9	Missing	2	 0.1%

Warning: these figures indicate the number of cases found in the data file. They cannot be interpreted as summary statistics of the population of interest.

# as312003: 12.In the past week, did you experience any of the following symptoms? If so, how severe were they? (3) Loneliness			
Information		[Type= discrete] [Format=numeric] [Range= 1-9] [Missing=*]	
Statistics [NW/ W]		[Valid=2690 /-] [Invalid=0 /-]	
Value	Label	Cases	Percentage
1	No	1830	 68.0%
2	Yes,mild	564	 21.0%
3	Yes,moderately	181	 6.7%
4	Yes,serious	62	 2.3%
5	Yes,very serious	50	 1.9%
9	Missing	3	 0.1%
<i>Warning: these figures indicate the number of cases found in the data file. They cannot be interpreted as summary statistics of the population of interest.</i>			
# as312004: 12.In the past week, did you experience any of the following symptoms? If so, how severe were they? (4) Depression			
Information		[Type= discrete] [Format=numeric] [Range= 1-9] [Missing=*]	
Statistics [NW/ W]		[Valid=2690 /-] [Invalid=0 /-]	
Value	Label	Cases	Percentage
1	No	1682	 62.5%
2	Yes,mild	595	 22.1%
3	Yes,moderately	237	 8.8%
4	Yes,serious	99	 3.7%
5	Yes,very serious	70	 2.6%
9	Missing	7	 0.3%
<i>Warning: these figures indicate the number of cases found in the data file. They cannot be interpreted as summary statistics of the population of interest.</i>			
# as312005: 12.In the past week, did you experience any of the following symptoms? If so, how severe were they? (5) Excessive anxiety			
Information		[Type= discrete] [Format=numeric] [Range= 1-9] [Missing=*]	
Statistics [NW/ W]		[Valid=2690 /-] [Invalid=0 /-]	
Value	Label	Cases	Percentage
1	No	1671	 62.1%
2	Yes,mild	577	 21.4%
3	Yes,moderately	247	 9.2%
4	Yes,serious	112	 4.2%
5	Yes,very serious	70	 2.6%
9	Missing	13	 0.5%
<i>Warning: these figures indicate the number of cases found in the data file. They cannot be interpreted as summary statistics of the population of interest.</i>			
# as312006: 12.In the past week, did you experience any of the following symptoms? If so, how severe were they? (6) Muscle pain			
Information		[Type= discrete] [Format=numeric] [Range= 1-9] [Missing=*]	
Statistics [NW/ W]		[Valid=2690 /-] [Invalid=0 /-]	
Value	Label	Cases	Percentage
1	No	1275	 47.4%
2	Yes,mild	807	 30.0%
3	Yes,moderately	412	 15.3%
4	Yes,serious	137	 5.1%

as312006: 12.In the past week, did you experience any of the following symptoms? If so, how severe were they? (6)
Muscle pain

Value	Label	Cases	Percentage
5	Yes,very serious	58	2.2%
9	Missing	1	0.0%

Warning: these figures indicate the number of cases found in the data file. They cannot be interpreted as summary statistics of the population of interest.

as312007: 12.In the past week, did you experience any of the following symptoms? If so, how severe were they? (7)
Insomnia

Information	[Type= discrete] [Format=numeric] [Range= 1-9] [Missing=*]
Statistics [NW/ W]	[Valid=2690 /-] [Invalid=0 /-]

Value	Label	Cases	Percentage
1	No	1674	62.2%
2	Yes,mild	611	22.7%
3	Yes,moderately	256	9.5%
4	Yes,serious	89	3.3%
5	Yes,very serious	56	2.1%
9	Missing	4	0.1%

Warning: these figures indicate the number of cases found in the data file. They cannot be interpreted as summary statistics of the population of interest.

as312008: 12.In the past week, did you experience any of the following symptoms? If so, how severe were they? (8)
Numbness/tingling pain in certain parts of the body

Information	[Type= discrete] [Format=numeric] [Range= 1-9] [Missing=*]
Statistics [NW/ W]	[Valid=2690 /-] [Invalid=0 /-]

Value	Label	Cases	Percentage
1	No	2125	79.0%
2	Yes,mild	341	12.7%
3	Yes,moderately	148	5.5%
4	Yes,serious	42	1.6%
5	Yes,very serious	29	1.1%
9	Missing	5	0.2%

Warning: these figures indicate the number of cases found in the data file. They cannot be interpreted as summary statistics of the population of interest.

as312009: 12.In the past week, did you experience any of the following symptoms? If so, how severe were they? (9)
Feeling like your throat is clogged

Information	[Type= discrete] [Format=numeric] [Range= 1-9] [Missing=*]
Statistics [NW/ W]	[Valid=2690 /-] [Invalid=0 /-]

Value	Label	Cases	Percentage
1	No	2255	83.8%
2	Yes,mild	283	10.5%
3	Yes,moderately	95	3.5%
4	Yes,serious	33	1.2%
5	Yes,very serious	19	0.7%
9	Missing	5	0.2%

Warning: these figures indicate the number of cases found in the data file. They cannot be interpreted as summary statistics of the population of interest.

as312010: 12.In the past week, did you experience any of the following symptoms? If so, how severe were they? (10)
Weakness in certain parts of the body

Information	[Type= discrete] [Format=numeric] [Range= 1-9] [Missing=*]
--------------------	--

as312010: 12.In the past week, did you experience any of the following symptoms? If so, how severe were they? (10)
Weakness in certain parts of the body

Statistics [NW/ W] [Valid=2690 /-] [Invalid=0 /-]

Value	Label	Cases	Percentage
1	No	1916	71.2%
2	Yes,mild	505	18.8%
3	Yes,moderately	170	6.3%
4	Yes,serious	53	2.0%
5	Yes,very serious	39	1.4%
9	Missing	7	0.3%

Warning: these figures indicate the number of cases found in the data file. They cannot be interpreted as summary statistics of the population of interest.

as312011: 12.In the past week, did you experience any of the following symptoms? If so, how severe were they? (11)
Desire to beat up or hurt someone

Information [Type= discrete] [Format=numeric] [Range= 1-9] [Missing=*]

Statistics [NW/ W] [Valid=2690 /-] [Invalid=0 /-]

Value	Label	Cases	Percentage
1	No	2255	83.8%
2	Yes,mild	300	11.2%
3	Yes,moderately	68	2.5%
4	Yes,serious	14	0.5%
5	Yes,very serious	49	1.8%
9	Missing	4	0.1%

Warning: these figures indicate the number of cases found in the data file. They cannot be interpreted as summary statistics of the population of interest.

as312012: 12.In the past week, did you experience any of the following symptoms? If so, how severe were they? (12)
Waking up too early in the morning and not falling asleep after you lay back down

Information [Type= discrete] [Format=numeric] [Range= 1-9] [Missing=*]

Statistics [NW/ W] [Valid=2690 /-] [Invalid=0 /-]

Value	Label	Cases	Percentage
1	No	2000	74.3%
2	Yes,mild	446	16.6%
3	Yes,moderately	149	5.5%
4	Yes,serious	34	1.3%
5	Yes,very serious	58	2.2%
9	Missing	3	0.1%

Warning: these figures indicate the number of cases found in the data file. They cannot be interpreted as summary statistics of the population of interest.

as312013: 12.In the past week, did you experience any of the following symptoms? If so, how severe were they? (13)
Not sleeping well or waking up constantly throughout your sleep

Information [Type= discrete] [Format=numeric] [Range= 1-9] [Missing=*]

Statistics [NW/ W] [Valid=2690 /-] [Invalid=0 /-]

Value	Label	Cases	Percentage
1	No	2097	78.0%
2	Yes,mild	374	13.9%
3	Yes,moderately	121	4.5%
4	Yes,serious	38	1.4%
5	Yes,very serious	53	2.0%

as312013: 12.In the past week, did you experience any of the following symptoms? If so, how severe were they? (13)
Not sleeping well or waking up constantly throughout your sleep

Value	Label	Cases	Percentage
9	Missing	7	0.3%

Warning: these figures indicate the number of cases found in the data file. They cannot be interpreted as summary statistics of the population of interest.

as312014: 12.In the past week, did you experience any of the following symptoms? If so, how severe were they? (14)
Arguing with others frequently

Information	[Type= discrete] [Format=numeric] [Range= 1-9] [Missing=*]
Statistics [NW/ W]	[Valid=2690 /-] [Invalid=0 /-]

Value	Label	Cases	Percentage
1	No	2000	74.3%
2	Yes,mild	509	18.9%
3	Yes,moderately	113	4.2%
4	Yes,serious	26	1.0%
5	Yes,very serious	40	1.5%
9	Missing	2	0.1%

Warning: these figures indicate the number of cases found in the data file. They cannot be interpreted as summary statistics of the population of interest.

as312015: 12.In the past week, did you experience any of the following symptoms? If so, how severe were they? (15)
Yelling/screaming or throwing things

Information	[Type= discrete] [Format=numeric] [Range= 1-9] [Missing=*]
Statistics [NW/ W]	[Valid=2690 /-] [Invalid=0 /-]

Value	Label	Cases	Percentage
1	No	2408	89.5%
2	Yes,mild	182	6.8%
3	Yes,moderately	56	2.1%
4	Yes,serious	12	0.4%
5	Yes,very serious	30	1.1%
9	Missing	2	0.1%

Warning: these figures indicate the number of cases found in the data file. They cannot be interpreted as summary statistics of the population of interest.

as312016: 12.In the past week, did you experience any of the following symptoms? If so, how severe were they? (16)
Losing the will to live

Information	[Type= discrete] [Format=numeric] [Range= 1-9] [Missing=*]
Statistics [NW/ W]	[Valid=2690 /-] [Invalid=0 /-]







Value	Label	Cases	Percentage
1	No	2324	86.4%
2	Yes,mild	209	7.8%
3	Yes,moderately	82	3.0%
4	Yes,serious	23	0.9%
5	Yes,very serious	49	1.8%
9	Missing	3	0.1%

Warning: these figures indicate the number of cases found in the data file. They cannot be interpreted as summary statistics of the population of interest.

as312017: 12.In the past week, did you experience any of the following symptoms? If so, how severe were they? (17)
Other

Information	[Type= discrete] [Format=numeric] [Range= 1-9] [Missing=*]
Statistics [NW/ W]	[Valid=2690 /-] [Invalid=0 /-]
















as312017: 12.In the past week, did you experience any of the following symptoms? If so, how severe were they? (17) Other

Value	Label	Cases	Percentage
1	No	2473	 91.9%
2	Yes,mild	48	 1.8%
3	Yes,moderately	25	 0.9%
4	Yes,serious	12	 0.4%
5	Yes,very serious	11	 0.4%
9	Missing	121	 4.5%

Warning: these figures indicate the number of cases found in the data file. They cannot be interpreted as summary statistics of the population of interest.

as313000: 13.If there were no restrictions, what career would you like to pursue the most?






Information	[Type= discrete] [Format=numeric] [Range= 1-99] [Missing=*]
Statistics [NW/ W]	[Valid=2690 /-] [Invalid=0 /-]

Value	Label	Cases	Percentage
1	Chief Executive Officer(or Owner)	247	 9.2%
2	Professional (Engineer, Architect, Professor)	131	 4.9%
3	Medical Professional(Doctor, Nurse, or Biomedical scientist	305	 11.3%
4	Junior high or Elementary School Teacher	344	 12.8%
5	Attorney or Law Professional	85	 3.2%
6	Other professions requiring technical expertise (Artist, Wri	338	 12.6%
7	Finance(Sales Representative, Retail, Real Estate Agent)	54	 2.0%
8	Part of a professional team (Social worker, Actor/ess, Profe	191	 7.1%
9	Government official/administrator	51	 1.9%
10	Food and beverage/Tourism	100	 3.7%
11	Security officer (Police, Firefighter, Lifeguard)	89	 3.3%
12	Computer Programmer or Informational Technology Expert	382	 14.2%
13	Employee (Model, Sales Clerk, Street Vendor, Salesperson)	156	 5.8%
14	Other(Please specify	174	 6.5%
99	Missing	43	 1.6%

Warning: these figures indicate the number of cases found in the data file. They cannot be interpreted as summary statistics of the population of interest.

as314001: 14.How satisfied are you with the following: (1) Academic performance

Information	[Type= discrete] [Format=numeric] [Range= 0-9] [Missing=*]
Statistics [NW/ W]	[Valid=2690 /-] [Invalid=0 /-]





Value	Label	Cases	Percentage
0	Not Appcalbe	0	
1	Very satisfied	404	 15.0%
2	Satisfied	1356	 50.4%
3	dissatisfied	783	 29.1%
4	Very dissatisfied	142	 5.3%
9	Missing	5	 0.2%

Warning: these figures indicate the number of cases found in the data file. They cannot be interpreted as summary statistics of the population of interest.

as314002: 14.How satisfied are you with the following: (2) Relationship with classmates and friends

Information	[Type= discrete] [Format=numeric] [Range= 0-9] [Missing=*]
Statistics [NW/ W]	[Valid=2690 /-] [Invalid=0 /-]

as314002: 14.How satisfied are you with the following: (2) Relationship with classmates and friends

Value	Label	Cases	Percentage
0	Not Applicable	0	
1	Very satisfied	967	 35.9%
2	Satisfied	1434	 53.3%
3	dissatisfied	241	 9.0%
4	Very dissatisfied	45	 1.7%
9	Missing	3	0.1%

Warning: these figures indicate the number of cases found in the data file. They cannot be interpreted as summary statistics of the population of interest.

as314003: 14.How satisfied are you with the following: (3) Relationship with father

Information		[Type= discrete] [Format=numeric] [Range= 0-9] [Missing=*]	
Statistics [NW/ W]		[Valid=2690 /-] [Invalid=0 /-]	
Value	Label	Cases	Percentage
0	Not Applicable	10	<div><div></div></div> 0.4%
1	Very satisfied	1069	<div><div></div></div> 39.7%
2	Satisfied	1150	<div><div></div></div> 42.8%
3	dissatisfied	312	<div><div></div></div> 11.6%
4	Very dissatisfied	139	<div><div></div></div> 5.2%
9	Missing	10	<div><div></div></div> 0.4%

Warning: these figures indicate the number of cases found in the data file. They cannot be interpreted as summary statistics of the population of interest.

as314004: 14.How satisfied are you with the following: (4) Relationship with mother

Information		[Type= discrete] [Format=numeric] [Range= 0-9] [Missing=*]		
Statistics [NW/ W]		[Valid=2690 /-] [Invalid=0 /-]		
Value	Label	Cases	Percentage	
0	Not Applicable	3	0.1%	
1	Very satisfied	1197	<div></div>	44.5%
2	Satisfied	1203	<div></div>	44.7%
3	dissatisfied	195	<div></div>	7.2%
4	Very dissatisfied	88	<div></div>	3.3%
9	Missing	4	0.1%	

Warning: these figures indicate the number of cases found in the data file. They cannot be interpreted as summary statistics of the population of interest.

# as314005: 14.How satisfied are you with the following: (5) Relationship with teachers			
Information	[Type= discrete] [Format=numeric] [Range= 0-9] [Missing=*]		
Statistics [NW/ W]	[Valid=2690 /-] [Invalid=0 /-]		
Value	Label	Cases	Percentage
0	Not Appcalbe	0	
1	Very satisfied	793	<div><div></div></div> 29.5%
2	Satisfied	1469	<div><div></div></div> 54.6%
3	dissatisfied	336	<div><div></div></div> 12.5%
4	Very dissatisfied	85	<div><div></div></div> 3.2%
9	Missing	7	0.3%
Warning: these figures indicate the number of cases found in the data file. They cannot be interpreted as summary statistics of the population of interest.			
# as314006: 14.How satisfied are you with the following: (6) Family financial condition			
Information	[Type= discrete] [Format=numeric] [Range= 0-9] [Missing=*]		
Statistics [NW/ W]	[Valid=2690 /-] [Invalid=0 /-]		
Value	Label	Cases	Percentage
0	Not Appcalbe	0	
1	Very satisfied	974	<div><div></div></div> 36.2%
2	Satisfied	1390	<div><div></div></div> 51.7%
3	dissatisfied	260	<div><div></div></div> 9.7%
4	Very dissatisfied	61	<div><div></div></div> 2.3%
9	Missing	5	0.2%
Warning: these figures indicate the number of cases found in the data file. They cannot be interpreted as summary statistics of the population of interest.			
# as314007: 14.How satisfied are you with the following: (7) Appearance			
Information	[Type= discrete] [Format=numeric] [Range= 0-9] [Missing=*]		
Statistics [NW/ W]	[Valid=2690 /-] [Invalid=0 /-]		
Value	Label	Cases	Percentage
0	Not Appcalbe	0	
1	Very satisfied	670	<div><div></div></div> 24.9%
2	Satisfied	1377	<div><div></div></div> 51.2%
3	dissatisfied	510	<div><div></div></div> 19.0%
4	Very dissatisfied	130	<div><div></div></div> 4.8%
9	Missing	3	0.1%
Warning: these figures indicate the number of cases found in the data file. They cannot be interpreted as summary statistics of the population of interest.			
# as314008: 14.How satisfied are you with the following: (8) Body figure			
Information	[Type= discrete] [Format=numeric] [Range= 0-9] [Missing=*]		
Statistics [NW/ W]	[Valid=2690 /-] [Invalid=0 /-]		
Value	Label	Cases	Percentage
0	Not Appcalbe	0	
1	Very satisfied	547	<div><div></div></div> 20.3%
2	Satisfied	1184	<div><div></div></div> 44.0%
3	dissatisfied	763	<div><div></div></div> 28.4%
4	Very dissatisfied	191	<div><div></div></div> 7.1%
9	Missing	5	0.2%
Warning: these figures indicate the number of cases found in the data file. They cannot be interpreted as summary statistics of the population of interest.			

# as314009: 14.How satisfied are you with the following: (9) Gender			
Information	[Type= discrete] [Format=numeric] [Range= 0-9] [Missing=*]		
Statistics [NW/ W]	[Valid=2690 /-] [Invalid=0 /-]		
Value	Label	Cases	Percentage
0	Not Applicable	0	
1	Very satisfied	1406	<div><div></div></div> 52.3%
2	Satisfied	1035	<div><div></div></div> 38.5%
3	dissatisfied	162	<div><div></div></div> 6.0%
4	Very dissatisfied	82	<div><div></div></div> 3.0%
9	Missing	5	<div><div></div></div> 0.2%
Warning: these figures indicate the number of cases found in the data file. They cannot be interpreted as summary statistics of the population of interest.			
# as315001: 15.Did any of the following happened in the past year? (1) I severed the tie with my close friend			
Information	[Type= discrete] [Format=numeric] [Range= 0-9] [Missing=*]		
Statistics [NW/ W]	[Valid=2690 /-] [Invalid=0 /-]		
Value	Label	Cases	Percentage
0	Skip question(only child)	0	
1	yes	758	<div><div></div></div> 28.2%
2	no	1926	<div><div></div></div> 71.6%
9	Missing	6	<div><div></div></div> 0.2%
Warning: these figures indicate the number of cases found in the data file. They cannot be interpreted as summary statistics of the population of interest.			
# as315002: 15.Did any of the following happened in the past year? (2) My sibling(s) ran away from home (check and skip here if you are an only child)			
Information	[Type= discrete] [Format=numeric] [Range= 0-9] [Missing=*]		
Statistics [NW/ W]	[Valid=2690 /-] [Invalid=0 /-]		
Value	Label	Cases	Percentage
0	Skip question(only child)	160	<div><div></div></div> 5.9%
1	yes	95	<div><div></div></div> 3.5%
2	no	2308	<div><div></div></div> 85.8%
9	Missing	127	<div><div></div></div> 4.7%
Warning: these figures indicate the number of cases found in the data file. They cannot be interpreted as summary statistics of the population of interest.			
# as315003: 15.Did any of the following happened in the past year? (3) My parents were divorced or separated			
Information	[Type= discrete] [Format=numeric] [Range= 0-9] [Missing=*]		
Statistics [NW/ W]	[Valid=2690 /-] [Invalid=0 /-]		
Value	Label	Cases	Percentage
0	Skip question(only child)	5	<div><div></div></div> 0.2%
1	yes	257	<div><div></div></div> 9.6%
2	no	2426	<div><div></div></div> 90.2%
9	Missing	2	<div><div></div></div> 0.1%
Warning: these figures indicate the number of cases found in the data file. They cannot be interpreted as summary statistics of the population of interest.			
# as315004: 15.Did any of the following happened in the past year? (4) My grades and ranking in class obviously dropped			
Information	[Type= discrete] [Format=numeric] [Range= 0-9] [Missing=*]		
Statistics [NW/ W]	[Valid=2690 /-] [Invalid=0 /-]		

as315004: 15.Did any of the following happened in the past year? (4) My grades and ranking in class obviously dropped

Value	Label	Cases	Percentage
0	Skip question(only child)	0	
1	yes	1439	<div></div> 53.5%
2	no	1248	<div></div> 46.4%
9	Missing	3	0.1%

Warning: these figures indicate the number of cases found in the data file. They cannot be interpreted as summary statistics of the population of interest.

as315005: 15.Did any of the following happened in the past year? (5) I started wearing glasses or dental braces

Information	[Type= discrete] [Format=numeric] [Range= 0-9] [Missing=*]
Statistics [NW/ W]	[Valid=2690 /-] [Invalid=0 /-]

Value	Label	Cases	Percentage
0	Skip question(only child)	0	
1	yes	937	<div></div> 34.8%
2	no	1752	<div></div> 65.1%
9	Missing	1	0.0%

Warning: these figures indicate the number of cases found in the data file. They cannot be interpreted as summary statistics of the population of interest.

as315006: 15.Did any of the following happened in the past year? (6) My family became poorer

Information	[Type= discrete] [Format=numeric] [Range= 0-9] [Missing=*]
Statistics [NW/ W]	[Valid=2690 /-] [Invalid=0 /-]

Value	Label	Cases	Percentage
0	Skip question(only child)	0	
1	yes	263	<div></div> 9.8%
2	no	2423	<div></div> 90.1%
9	Missing	4	0.1%

Warning: these figures indicate the number of cases found in the data file. They cannot be interpreted as summary statistics of the population of interest.

as315007: 15.Did any of the following happened in the past year? (7) My parents argued more often

Information	[Type= discrete] [Format=numeric] [Range= 0-9] [Missing=*]
Statistics [NW/ W]	[Valid=2690 /-] [Invalid=0 /-]

Value	Label	Cases	Percentage
0	Skip question(only child)	5	0.2%
1	yes	260	<div></div> 9.7%
2	no	2421	<div></div> 90.0%
9	Missing	4	0.1%

Warning: these figures indicate the number of cases found in the data file. They cannot be interpreted as summary statistics of the population of interest.

as315008: 15.Did any of the following happened in the past year? (8) Father or mother was absent from home more often

Information	[Type= discrete] [Format=numeric] [Range= 0-9] [Missing=*]
Statistics [NW/ W]	[Valid=2690 /-] [Invalid=0 /-]

Value	Label	Cases	Percentage
0	Skip question(only child)	3	0.1%
1	yes	516	<div></div> 19.2%
2	no	2167	<div></div> 80.6%
9	Missing	4	0.1%

Warning: these figures indicate the number of cases found in the data file. They cannot be interpreted as summary statistics of the population of interest.

# as315009: 15.Did any of the following happened in the past year? (9) I had conflicts with classmates			
Information	[Type= discrete] [Format=numeric] [Range= 0-9] [Missing=*]		
Statistics [NW/ W]	[Valid=2690 /-] [Invalid=0 /-]		
Value	Label	Cases	Percentage
0	Skip question(only child)	0	
1	yes	742	<div><div></div></div> 27.6%
2	no	1945	<div><div></div></div> 72.3%
9	Missing	3	0.1%
Warning: these figures indicate the number of cases found in the data file. They cannot be interpreted as summary statistics of the population of interest.			
# as315010: 15.Did any of the following happened in the past year? (10) I was seriously ill or injured			
Information	[Type= discrete] [Format=numeric] [Range= 0-9] [Missing=*]		
Statistics [NW/ W]	[Valid=2690 /-] [Invalid=0 /-]		
Value	Label	Cases	Percentage
0	Skip question(only child)	0	
1	yes	236	<div><div></div></div> 8.8%
2	no	2450	<div><div></div></div> 91.1%
9	Missing	4	0.1%
Warning: these figures indicate the number of cases found in the data file. They cannot be interpreted as summary statistics of the population of interest.			
# as315011: 15.Did any of the following happened in the past year? (11) I transferred to another school			
Information	[Type= discrete] [Format=numeric] [Range= 0-9] [Missing=*]		
Statistics [NW/ W]	[Valid=2690 /-] [Invalid=0 /-]		
Value	Label	Cases	Percentage
0	Skip question(only child)	0	
1	yes	123	<div><div></div></div> 4.6%
2	no	2566	<div><div></div></div> 95.4%
9	Missing	1	0.0%
Warning: these figures indicate the number of cases found in the data file. They cannot be interpreted as summary statistics of the population of interest.			
# as315012: 15.Did any of the following happened in the past year? (12) I began smoking, drinking, and using drugs			
Information	[Type= discrete] [Format=numeric] [Range= 0-9] [Missing=*]		
Statistics [NW/ W]	[Valid=2690 /-] [Invalid=0 /-]		
Value	Label	Cases	Percentage
0	Skip question(only child)	0	
1	yes	81	<div><div></div></div> 3.0%
2	no	2608	<div><div></div></div> 97.0%
9	Missing	1	0.0%
Warning: these figures indicate the number of cases found in the data file. They cannot be interpreted as summary statistics of the population of interest.			
# as315013: 15.Did any of the following happened in the past year? (13) I caused some troubles at school			
Information	[Type= discrete] [Format=numeric] [Range= 0-9] [Missing=*]		
Statistics [NW/ W]	[Valid=2690 /-] [Invalid=0 /-]		
Value	Label	Cases	Percentage
0	Skip question(only child)	0	
1	yes	153	<div><div></div></div> 5.7%
2	no	2533	<div><div></div></div> 94.2%
9	Missing	4	0.1%

# as315013: 15.Did any of the following happened in the past year? (13) I caused some troubles at school			
Warning: these figures indicate the number of cases found in the data file. They cannot be interpreted as summary statistics of the population of interest.			
# as315014: 15.Did any of the following happened in the past year? (14) I was prohibited from participating in major school activities (e.g.,sports, band, or student clubs)			
Information	[Type= discrete] [Format=numeric] [Range= 0-9] [Missing=*]		
Statistics [NW/ W]	[Valid=2690 /-] [Invalid=0 /-]		
Value	Label	Cases	Percentage
0	Skip question(only child)	0	
1	yes	216	<div><div></div></div> 8.0%
2	no	2473	<div><div></div></div> 91.9%
9	Missing	1	0.0%
Warning: these figures indicate the number of cases found in the data file. They cannot be interpreted as summary statistics of the population of interest.			
# as315015: 15.Did any of the following happened in the past year? (15) I ran away from home			
Information	[Type= discrete] [Format=numeric] [Range= 0-9] [Missing=*]		
Statistics [NW/ W]	[Valid=2690 /-] [Invalid=0 /-]		
Value	Label	Cases	Percentage
0	Skip question(only child)	0	
1	yes	42	<div><div></div></div> 1.6%
2	no	2647	<div><div></div></div> 98.4%
9	Missing	1	0.0%
Warning: these figures indicate the number of cases found in the data file. They cannot be interpreted as summary statistics of the population of interest.			
# as315016: 15.Did any of the following happened in the past year? (16) My father/mother got laid off			
Information	[Type= discrete] [Format=numeric] [Range= 0-9] [Missing=*]		
Statistics [NW/ W]	[Valid=2690 /-] [Invalid=0 /-]		
Value	Label	Cases	Percentage
0	Skip question(only child)	2	0.1%
1	yes	80	<div><div></div></div> 3.0%
2	no	2606	<div><div></div></div> 96.9%
9	Missing	2	0.1%
Warning: these figures indicate the number of cases found in the data file. They cannot be interpreted as summary statistics of the population of interest.			
# as315017: 15.Did any of the following happened in the past year? (17) I argued with my parents more often			
Information	[Type= discrete] [Format=numeric] [Range= 0-9] [Missing=*]		
Statistics [NW/ W]	[Valid=2690 /-] [Invalid=0 /-]		
Value	Label	Cases	Percentage
0	Skip question(only child)	3	0.1%
1	yes	206	<div><div></div></div> 7.7%
2	no	2480	<div><div></div></div> 92.2%
9	Missing	1	0.0%
Warning: these figures indicate the number of cases found in the data file. They cannot be interpreted as summary statistics of the population of interest.			
# as315018: 15.Did any of the following happened in the past year? (18) My pet died			
Information	[Type= discrete] [Format=numeric] [Range= 0-9] [Missing=*]		
Statistics [NW/ W]	[Valid=2690 /-] [Invalid=0 /-]		
Value	Label	Cases	Percentage
0	Skip question(only child)	0	

# as315018: 15.Did any of the following happened in the past year? (18) My pet died			
Value	Label	Cases	Percentage
1	yes	254	<div><div></div></div> 9.4%
2	no	2434	<div><div></div></div> 90.5%
9	Missing	2	0.1%
Warning: these figures indicate the number of cases found in the data file. They cannot be interpreted as summary statistics of the population of interest.			
# as315019: 15.Did any of the following happened in the past year? (19) My father/mother passed away			
Information	[Type= discrete] [Format=numeric] [Range= 0-9] [Missing=*]		
Statistics [NW/ W]	[Valid=2690 /-] [Invalid=0 /-]		
Value	Label	Cases	Percentage
0	Skip question(only child)	1	0.0%
1	yes	58	<div><div></div></div> 2.2%
2	no	2628	<div><div></div></div> 97.7%
9	Missing	3	0.1%
Warning: these figures indicate the number of cases found in the data file. They cannot be interpreted as summary statistics of the population of interest.			
# as315020: 15.Did any of the following happened in the past year? (20) A close relative passed away			
Information	[Type= discrete] [Format=numeric] [Range= 0-9] [Missing=*]		
Statistics [NW/ W]	[Valid=2690 /-] [Invalid=0 /-]		
Value	Label	Cases	Percentage
0	Skip question(only child)	1	0.0%
1	yes	388	<div><div></div></div> 14.4%
2	no	2300	<div><div></div></div> 85.5%
9	Missing	1	0.0%
Warning: these figures indicate the number of cases found in the data file. They cannot be interpreted as summary statistics of the population of interest.			
# as316000: 16.Have you grown taller recently?			
Information	[Type= discrete] [Format=numeric] [Range= 1-9] [Missing=*]		
Statistics [NW/ W]	[Valid=2690 /-] [Invalid=0 /-]		
Value	Label	Cases	Percentage
1	I am not growing taller	105	<div><div></div></div> 3.9%
2	I have grown a little taller	1927	<div><div></div></div> 71.6%
3	I am growing a lot taller	554	<div><div></div></div> 20.6%
4	I do not think I will be growing any taller	101	<div><div></div></div> 3.8%
9	Missing	3	0.1%
Warning: these figures indicate the number of cases found in the data file. They cannot be interpreted as summary statistics of the population of interest.			
# as317000: 17.What's the growth condition of your body hair (armpit and pubic hair)?			
Information	[Type= discrete] [Format=numeric] [Range= 1-9] [Missing=*]		
Statistics [NW/ W]	[Valid=2690 /-] [Invalid=0 /-]		
Value	Label	Cases	Percentage
1	I did not grow out yet	617	<div><div></div></div> 22.9%
2	I grew a little	1220	<div><div></div></div> 45.4%
3	It apparently grew	742	<div><div></div></div> 27.6%
4	It fully grew	95	<div><div></div></div> 3.5%
9	Missing	16	0.6%
Warning: these figures indicate the number of cases found in the data file. They cannot be interpreted as summary statistics of the population of interest.			

# as318000: 18.Do you have acne?			
Information	[Type= discrete] [Format=numeric] [Range= 1-9] [Missing=*]		
Statistics [NW/ W]	[Valid=2690 /-] [Invalid=0 /-]		
Value	Label	Cases	Percentage
1	I did not have any	736	<div><div></div></div> 27.4%
2	I have a little	1477	<div><div></div></div> 54.9%
3	I have lots of acne	449	<div><div></div></div> 16.7%
4	My face is full of acne	22	<div><div></div></div> 0.8%
9	Missing	6	<div><div></div></div> 0.2%
Warning: these figures indicate the number of cases found in the data file. They cannot be interpreted as summary statistics of the population of interest.			
# as319000: 19.(For males) Did your voice change?			
Information	[Type= discrete] [Format=numeric] [Range= 1-9] [Missing=*]		
Statistics [NW/ W]	[Valid=2690 /-] [Invalid=0 /-]		
Value	Label	Cases	Percentage
1	No change	1379	<div><div></div></div> 51.3%
2	A little change	1002	<div><div></div></div> 37.2%
3	Obviously change	255	<div><div></div></div> 9.5%
4	It is gotten a lot deeper	38	<div><div></div></div> 1.4%
9	Missing	16	<div><div></div></div> 0.6%
Warning: these figures indicate the number of cases found in the data file. They cannot be interpreted as summary statistics of the population of interest.			
# as320000: 20.In recent months, have you gained weight?			
Information	[Type= discrete] [Format=numeric] [Range= 1-9] [Missing=*]		
Statistics [NW/ W]	[Valid=2690 /-] [Invalid=0 /-]		
Value	Label	Cases	Percentage
1	No, not yet	350	<div><div></div></div> 13.0%
2	A little	1868	<div><div></div></div> 69.4%
3	A lot	422	<div><div></div></div> 15.7%
4	I don't think I'll be putting on any more weight	44	<div><div></div></div> 1.6%
9	Missing	6	<div><div></div></div> 0.2%
Warning: these figures indicate the number of cases found in the data file. They cannot be interpreted as summary statistics of the population of interest.			
# as321000: 21.(For males) Do you have moustaches?			
Information	[Type= discrete] [Format=numeric] [Range= 0-9] [Missing=*]		
Statistics [NW/ W]	[Valid=2690 /-] [Invalid=0 /-]		
Value	Label	Cases	Percentage
0	Not Applicable	1312	<div><div></div></div> 48.8%
1	Don't have any	550	<div><div></div></div> 20.4%
2	A little	756	<div><div></div></div> 28.1%
3	Rapid growth	61	<div><div></div></div> 2.3%
4	Grow completely	6	<div><div></div></div> 0.2%
9	Missing	5	<div><div></div></div> 0.2%
Warning: these figures indicate the number of cases found in the data file. They cannot be interpreted as summary statistics of the population of interest.			
# as322000: 22.Has your period started? If so when?			
Information	[Type= discrete] [Format=numeric] [Range= 0-9] [Missing=*]		
Statistics [NW/ W]	[Valid=2690 /-] [Invalid=0 /-]		

# as322000: 22.Has your period started? If so when?			
Value	Label	Cases	Percentage
0	Skip question (Males, proceed to Question 23)	1378	<div></div> 51.2%
1	It has come (proceed to answer 22a)	1065	<div></div> 39.6%
2	It hasn't come(proceed to Question 24	240	<div></div> 8.9%
9	Missing	7	<div></div> 0.3%
Warning: these figures indicate the number of cases found in the data file. They cannot be interpreted as summary statistics of the population of interest.			
# as322a01: 22a.Has your period started? If so when?When?			
Information	[Type= discrete] [Format=numeric] [Range= 0-9] [Missing=*]		
Statistics [NW/ W]	[Valid=2690 /-] [Invalid=0 /-]		
Value	Label	Cases	Percentage
0	Skip this question(Males or those whose period hasn't come y	1621	<div></div> 60.3%
1	Elementary school	746	<div></div> 27.7%
2	Junior high school	297	<div></div> 11.0%
9	Missing	26	<div></div> 1.0%
Warning: these figures indicate the number of cases found in the data file. They cannot be interpreted as summary statistics of the population of interest.			
# as322a02: 22a.Has your period started? If so when?Grade_____			
Information	[Type= discrete] [Format=numeric] [Range= 0-9] [Missing=*]		
Statistics [NW/ W]	[Valid=2690 /-] [Invalid=0 /-]		
Value	Label	Cases	Percentage
0	Skip question(Males or those whose period hasn't come yet)	1616	<div></div> 60.1%
1	1st grade	301	<div></div> 11.2%
2	2nd grade	5	<div></div> 0.2%
3	3rd grade	5	<div></div> 0.2%
4	4th grade	46	<div></div> 1.7%
5	5th grade	223	<div></div> 8.3%
6	6th grade	460	<div></div> 17.1%
9	Missing	34	<div></div> 1.3%
Warning: these figures indicate the number of cases found in the data file. They cannot be interpreted as summary statistics of the population of interest.			
# as323000: 23.How many students are in your class?			
Information	[Type= continuous] [Format=numeric] [Range= 14-99] [Missing=*]		
Statistics [NW/ W]	[Valid=2690 /-] [Invalid=0 /-]		
Value	Label	Cases	Percentage
99	Missing		
Warning: these figures indicate the number of cases found in the data file. They cannot be interpreted as summary statistics of the population of interest.			
# as323a00: 23a. How many students were in your 6th grade class?			
Information	[Type= continuous] [Format=numeric] [Range= 1-99] [Missing=*]		
Statistics [NW/ W]	[Valid=2690 /-] [Invalid=0 /-]		
Value	Label	Cases	Percentage
99	Missing	54	<div></div> 100.0%
Warning: these figures indicate the number of cases found in the data file. They cannot be interpreted as summary statistics of the population of interest.			
# astimey: Year of Research			
Information	[Type= discrete] [Format=numeric] [Range= 0-0] [Missing=*]		
Statistics [NW/ W]	[Valid=2690 /-] [Invalid=0 /-]		

# astimey: Year of Research			
Value	Label	Cases	Percentage
0	AD2000	2690	<div></div> 100.0%
Warning: these figures indicate the number of cases found in the data file. They cannot be interpreted as summary statistics of the population of interest.			
# astimem: Month of Research			
Information	[Type= discrete] [Format=numeric] [Range= 3-3] [Missing=*]		
Statistics [NW/ W]	[Valid=2690 /-] [Invalid=0 /-]		
Value	Label	Cases	Percentage
3	March	2690	<div></div> 100.0%
Warning: these figures indicate the number of cases found in the data file. They cannot be interpreted as summary statistics of the population of interest.			