

Taiwan, ROC

Chin-chun Yi, Institute of Sociology, Academia Sinica

Taiwan Youth Project: J3W1S (Public Access Data)

Study Documentation

January 17, 2020

Metadata Production

Metadata Producer(s)	Survey Research Data Archive (SRDA) , Center for Survey Research, Research Center for Humanities Social Sciences , DDI
Production Date	January 20, 2016
Version	data 2.0, By IHSN Nesstar Template modify
Identification	C00176!1en

Table of Contents

Overview.....	4
Scope & Coverage.....	4
Producers & Sponsors.....	4
Data Collection.....	4
Data Processing & Appraisal.....	5
Accessibility.....	5
Files Description.....	6
C00176_1en.....	6
Variables Group(s).....	7
ID.....	7
Friends and Parents.....	7
School Life.....	27
Personal Experience.....	43
astime.....	54
Variables Description.....	55
C00176_1en.....	56

Taiwan Youth Project: J3W1S (Public Access Data) (TYP - Taiwan Youth Project)

Taiwan Youth Project: J3W1S (Public Access Data)

Overview	
Type	Taiwan Youth Project
Identification	C00176!1en
Version	Production Date: 2020-01-17 Notes 0200117 New classno variable has been added, and the asschool and asclass variables have been deleted.
Abstract <p>Taiwan Youth Project (TYP) aims to study youth's life experiences and development process from a life course perspective. By examining the interplay among three dominant institutions: family, school, and community, TYP focuses on exploring the youth's different growth trajectories and developmental patterns responding to diverse social contexts from adolescence to young adulthood. Youth's life experience is generally accumulated from family, school, and community, and the effects of the interplay among these social institutions are reflected in youth's process of socialization.</p> <p>The project was started in the spring of 2000, with junior high students from Taipei County, Taipei City, and Yi-Lan County's as the study population. In order to examine the effects of Taiwan's educational reforms on the students, TYP takes two cohorts as the study subjects: the 1st year junior high students with an average age of 13 (those taking reformed high school entrance system) and the 3rd year junior high students with an average age of 15 (those taking old high school entrance system). This survey is J3W1S. A total of 2851 were completed.</p>	
Kind of Data	Sampling
Unit of Analysis	Individuals

Scope & Coverage	
Time Period(s)	2000
Countries	Taiwan, ROC
Geographic Coverage Taipei city、Taipei county and Yi-Lan county	
Universe In 2000, students are 7th grade in the Taipei city、Taipei county and Yi-Lan county.	

Producers & Sponsors	
Primary Investigator(s)	Chin-chun Yi, Institute of Sociology, Academia Sinica
Other Producer(s)	Institute of Sociology, Academia Sinica
Funding Agency/ies	Institute of Sociology, Academia Sinica

Data Collection	
Data Collection Dates	start 2000-01-01 end 2000-04-30

Time Period(s)	start 2000-01-01 end 2000-12-31
Data Collection Mode	Onsite Self-Administered Survey

Data Processing & Appraisal

Data Editing

The Center for Survey Research (CSR), Research Center for Humanities and Social Sciences Academia Sinica, has checked wild codes and out-of-range values, to validate and clean data.

Accessibility

Contact(s)	Survey Research Data Archive (Center for Survey Research, Research Center for Humanities Social Sciences) , https://srda.sinica.edu.tw , srda@gate.sinica.edu.tw
Distributor(s)	Survey Research Data Archive
Depositor(s)	Center for Survey Research, Research Center for Humanities Social Sciences

Access Conditions

Public Access Data (Downloads for Web Member, Regular Member, Academia Sinica Researcher)

Files Description

Dataset contains 1 file(s)

C00176_1en	
# Cases	2851
# Variable(s)	560

Variables Group(s)

Dataset contains 5 group(s)

Group ID							
#	Name	Label	Type	Format	Valid	Invalid	Question
1	asprojec	Sample Description	discrete	numeric-1.0	2851	0	-
2	aswave	Wave of Survey	discrete	numeric-1.0	2851	0	-
3	id	Sample Identification	continuous	numeric-4.0	2851	0	-
4	id1	Sample New Identification	continuous	numeric-5.0	2851	0	-
5	classno	Original Grade in Junior high School	continuous	numeric-3.0	2851	0	-
6	asrespon	Survey Respondent	discrete	numeric-1.0	2851	0	-
7	assex	Gender	discrete	numeric-1.0	2851	0	-
8	asbirth	Year of birth	continuous	numeric-2.0	2851	0	-
9	asflife	Father's biological Status	discrete	numeric-1.0	2851	0	-
10	asflive	Reside with Father?	discrete	numeric-1.0	2851	0	-
11	asfedu	Father's Level of Education	discrete	numeric-1.0	2851	0	-
12	asmlife	Mother's biological Status	discrete	numeric-1.0	2851	0	-
13	asmlive	Reside with Mother?	discrete	numeric-1.0	2851	0	-
14	asmedu	Mother Level of Education	discrete	numeric-1.0	2851	0	-
15	asfaoc	Father's occupation	continuous	numeric-2.0	2851	0	-
16	asmaoc	Mother's occupation	continuous	numeric-2.0	2851	0	-
17	asincome	Average monthly Family income(both parents)	discrete	numeric-2.0	2851	0	-

Group Friends and Parents							
#	Name	Label	Type	Format	Valid	Invalid	Question
1	as101000	1. How many of your classmates are your good friends?	discrete	numeric-1.0	2851	0	-
2	as102000	2. How many people do you know from other classes of your grade at your school?	discrete	numeric-1.0	2851	0	-
3	as103000	3. How often do you worry about being unpopular among your classmates?	discrete	numeric-1.0	2851	0	-
4	as104000	4. After entering the 3rd grade in middle school, do you drift apart from your previous friends?	discrete	numeric-1.0	2851	0	-
5	as104a01	4a. After entering the 3rd grade in middle school, do you drift apart from your previous friends? (multiple selection available) If yes, what is/are the reason(s)? (1) Academic competition.	discrete	numeric-1.0	2851	0	-

#	Name	Label	Type	Format	Valid	Invalid	Question
6	as104a02	4a. After entering the 3rd grade in middle school, do you drift apart from your previous friends? [multiple selection available] If yes, what is/are the reason(s)? (2) Incompatible personality.	discrete	numeric-1.0	2851	0	-
7	as104a03	4a. After entering the 3rd grade in middle school, do you drift apart from your previous friends? [multiple selection available] If yes, what is/are the reason(s)? (3) Argument.	discrete	numeric-1.0	2851	0	-
8	as104a04	4a. After entering the 3rd grade in middle school, do you drift apart from your previous friends? [multiple selection available] If yes, what is/are the reason(s)? (4) Less time to get along with each other.	discrete	numeric-1.0	2851	0	-
9	as104a05	4a. After entering the 3rd grade in middle school, do you drift apart from your previous friends? [multiple selection available] If yes, what is/are the reason(s)? (4) Less time to get along with each other (5) Others, please specify.	discrete	numeric-1.0	2851	0	-
10	as105001	5. How much do you agree with the following descriptions of your best friends? (1) They care about me.	discrete	numeric-1.0	2851	0	-
11	as105002	5. How much do you agree with the following descriptions of your best friends? (2) They often help me when I am in need.	discrete	numeric-1.0	2851	0	-
12	as105003	5. How much do you agree with the following descriptions of your best friends? (3) They always give me comfort when I experience setback.	discrete	numeric-1.0	2851	0	-
13	as105a01	5a. How many plans do you think they would do the following after graduating? (1) Working full time.	discrete	numeric-1.0	2851	0	-
14	as105a02	5a. How many plans do you think they would do the following after graduating? (2) Be an apprentice.	discrete	numeric-1.0	2851	0	-
15	as105a03	5a. How many plans do you think they would do the following after graduating? (3) Attend technical/ vocational school.	discrete	numeric-1.0	2851	0	-

#	Name	Label	Type	Format	Valid	Invalid	Question
16	as105a04	5a. How many plans do you think they would do the following after graduating? (4) Attend high schools and continue academic study.	discrete	numeric-1.0	2851	0	-
17	as105b00	5b. What do you plan to do after graduation?	discrete	numeric-1.0	2851	0	-
18	as106000	6. What type of house do you live in?	discrete	numeric-1.0	2851	0	-
19	as107000	7. How long has it been since your family lived in the current house? ____ years.	continuous	numeric-2.0	2851	0	-
20	as108001	8. How do you usually go to school? (multiple selection available) (1) On foot.	discrete	numeric-1.0	2851	0	-
21	as108002	8. How do you usually go to school? (multiple selection available) (2) By bicycle.	discrete	numeric-1.0	2851	0	-
22	as108003	8. How do you usually go to school? (multiple selection available) (3) By car.	discrete	numeric-1.0	2851	0	-
23	as108004	8. How do you usually go to school? (multiple selection available) (4) By public transport (train, public bus, metro, school bus).	discrete	numeric-1.0	2851	0	-
24	as108005	8. How do you usually go to school? (multiple selection available) (5) Others, please explain.	discrete	numeric-1.0	2851	0	-
25	as109000	9. How long does it take for you to go to your school? ____ minutes.	continuous	numeric-2.0	2851	0	-
26	as110000	10. Do you like the environment around your residence?	discrete	numeric-1.0	2851	0	-
27	as111000	11. What do you feel about the security around your residence area?	discrete	numeric-1.0	2851	0	-
28	as112f00	12. What are the ethnic backgrounds of your parents? Father:	discrete	numeric-1.0	2851	0	-
29	as112m00	12. What are the ethnic backgrounds of your parents? Mother:	discrete	numeric-1.0	2851	0	-
30	as113000	13. How is the marital status of your parents? (single selection)	discrete	numeric-1.0	2851	0	-
31	as114000	14. Do you currently live with your parents? (single selection)	discrete	numeric-1.0	2851	0	-
32	as115001	15. Besides your parents and siblings, who Others do you reside with? (multiple selections possible) (1) Great-grandfather (paternal).	discrete	numeric-1.0	2851	0	-

#	Name	Label	Type	Format	Valid	Invalid	Question
33	as115002	15. Besides your parents and siblings, who Others do you reside with? (multiple selections possible) (2) Great-grandmother (paternal).	discrete	numeric-1.0	2851	0	-
34	as115003	15. Besides your parents and siblings, who Others do you reside with? (multiple selections possible) (3) Great-grandfather (maternal).	discrete	numeric-1.0	2851	0	-
35	as115004	15. Besides your parents and siblings, who Others do you reside with? (multiple selections possible) (4) Great-grandmother (maternal).	discrete	numeric-1.0	2851	0	-
36	as115005	15. Besides your parents and siblings, who Others do you reside with? (multiple selections possible) (5) Uncle (paternal) or uncle's wife.	discrete	numeric-1.0	2851	0	-
37	as115006	15. Besides your parents and siblings, who Others do you reside with? (multiple selections possible) (6) Aunt (paternal) or aunt's husband.	discrete	numeric-1.0	2851	0	-
38	as115007	15. Besides your parents and siblings, who Others do you reside with? (multiple selections possible) (7) Uncle (maternal) or uncle's wife.	discrete	numeric-1.0	2851	0	-
39	as115008	15. Besides your parents and siblings, who Others do you reside with? (multiple selections possible) (8) Aunt (maternal) or aunt's husband.	discrete	numeric-1.0	2851	0	-
40	as115009	15. Besides your parents and siblings, who Others do you reside with? (multiple selections possible) (9) Friend (Parent's friend or other family members').	discrete	numeric-1.0	2851	0	-
41	as115010	15. Besides your parents and siblings, who Others do you reside with? (multiple selections possible) (10) Other relatives.	discrete	numeric-1.0	2851	0	-
42	as115011	15. Besides your parents and siblings, who Others do you reside with? (multiple selections possible) (11) None of the above.	discrete	numeric-1.0	2851	0	-
43	as116a01	16. How many children are in the family? Please fill in their (and your) information. First child and your relationship	discrete	numeric-1.0	2851	0	-
44	as116a02	16. How many children are in the family? Please fill in their	discrete	numeric-1.0	2851	0	-

#	Name	Label	Type	Format	Valid	Invalid	Question
		(and your) information. First child:gender					
45	as116a03	16. How many children are in the family? Please fill in their (and your) information. First child:birth year(R.O.C year)	continuous	numeric-2.0	2851	0	-
46	as116a04	16. How many children are in the family? Please fill in their (and your) information. First child:current education level	discrete	numeric-1.0	2851	0	-
47	as116a05	16. How many children are in the family? Please fill in their (and your) information. First child:live together or not	discrete	numeric-1.0	2851	0	-
48	as116a06	16. How many children are in the family? Please fill in their (and your) information. First child:marriage situation	discrete	numeric-1.0	2851	0	-
49	as116b01	16. How many children are in the family? Please fill in their (and your) information. First child and your relationship	discrete	numeric-1.0	2851	0	-
50	as116b02	16. How many children are in the family? Please fill in their (and your) information. 2ndchild:gender	discrete	numeric-1.0	2851	0	-
51	as116b03	16. How many children are in the family? Please fill in their (and your) information. 2ndchild:birth year(R.O.C year)	continuous	numeric-2.0	2851	0	-
52	as116b04	16. How many children are in the family? Please fill in their (and your) information. 2ndchild:current education level	discrete	numeric-1.0	2851	0	-
53	as116b05	16. How many children are in the family? Please fill in their (and your) information. 2ndchild:live together or not	discrete	numeric-1.0	2851	0	-
54	as116b06	16. How many children are in the family? Please fill in their (and your) information. 2ndchild:marriage situation	discrete	numeric-1.0	2851	0	-
55	as116c01	16. How many children are in the family? Please fill in their (and your) information. First child and your relationship	discrete	numeric-1.0	2851	0	-
56	as116c02	16. How many children are in the family? Please fill in their (and your) information. 3rdchild:gender	discrete	numeric-1.0	2851	0	-
57	as116c03	16. How many children are in the family? Please fill in their (and your) information. 3rdchild:birth year(R.O.C year)	continuous	numeric-2.0	2851	0	-
58	as116c04	16. How many children are in the family? Please fill in	discrete	numeric-1.0	2851	0	-

#	Name	Label	Type	Format	Valid	Invalid	Question
		their (and your) information. 3rdchild:current education level					
59	as116c05	16. How many children are in the family? Please fill in their (and your) information. 3rdchild:live together or not	discrete	numeric-1.0	2851	0	-
60	as116c06	16. How many children are in the family? Please fill in their (and your) information. 3rdchild:marriage situation	discrete	numeric-1.0	2851	0	-
61	as116d01	16. How many children are in the family? Please fill in their (and your) information. First child and your relationship	discrete	numeric-1.0	2851	0	-
62	as116d02	16. How many children are in the family? Please fill in their (and your) information. 4thchild:gender	discrete	numeric-1.0	2851	0	-
63	as116d03	16. How many children are in the family? Please fill in their (and your) information. 4thchild:birth year(R.O.C year)	continuous	numeric-2.0	2851	0	-
64	as116d04	16. How many children are in the family? Please fill in their (and your) information. 4thchild:current education level	discrete	numeric-1.0	2851	0	-
65	as116d05	16. How many children are in the family? Please fill in their (and your) information. 4thchild:live together or not	discrete	numeric-1.0	2851	0	-
66	as116d06	16. How many children are in the family? Please fill in their (and your) information. 4thchild:marriage situation	discrete	numeric-1.0	2851	0	-
67	as116e01	16. How many children are in the family? Please fill in their (and your) information. First child and your relationship	discrete	numeric-1.0	2851	0	-
68	as116e02	16. How many children are in the family? Please fill in their (and your) information. 5thchild:gender	discrete	numeric-1.0	2851	0	-
69	as116e03	16. How many children are in the family? Please fill in their (and your) information. 5thchild:birth year(R.O.C year)	discrete	numeric-2.0	2851	0	-
70	as116e04	16. How many children are in the family? Please fill in their (and your) information. 5thchild:current education level	discrete	numeric-1.0	2851	0	-
71	as116e05	16. How many children are in the family? Please fill in their (and your) information. 5thchild:live together or not	discrete	numeric-1.0	2851	0	-

#	Name	Label	Type	Format	Valid	Invalid	Question
72	as116e06	16. How many children are in the family? Please fill in their (and your) information. 5thchild:marriage situation	discrete	numeric-1.0	2851	0	-
73	as116f01	16. How many children are in the family? Please fill in their (and your) information. First child and your relationship	discrete	numeric-1.0	2851	0	-
74	as116f02	16. How many children are in the family? Please fill in their (and your) information. 6thchild:gender	discrete	numeric-1.0	2851	0	-
75	as116f03	16. How many children are in the family? Please fill in their (and your) information. 6thchild:birth year(R.O.C year)	discrete	numeric-2.0	2851	0	-
76	as116f04	16. How many children are in the family? Please fill in their (and your) information. 6thchild:current education level	discrete	numeric-1.0	2851	0	-
77	as116f05	16. How many children are in the family? Please fill in their (and your) information. 6thchild:live together or not	discrete	numeric-1.0	2851	0	-
78	as116f06	16. How many children are in the family? Please fill in their (and your) information. 6thchild:marriage situation	discrete	numeric-1.0	2851	0	-
79	as117000	17. Do your parents discuss your older siblings' academic experience with you?	discrete	numeric-1.0	2851	0	-
80	as117a00	17a. Do you feel stressful due to the academic experiences of your older siblings ?	discrete	numeric-1.0	2851	0	-
81	as117b00	17b. Do you find your older sibling's academic experiences helpful to you?	discrete	numeric-1.0	2851	0	-
82	as118000	18.How often do your parents talk to you about your relatives'(e.g. cousins) school grades?	discrete	numeric-1.0	2851	0	-
83	as118a00	18a. Do you feel stressful due to the academic experiences of relatives?	discrete	numeric-1.0	2851	0	-
84	as118b00	18b. Do you find the academic experiences of relatives that your parents talk about helpful?	discrete	numeric-1.0	2851	0	-
85	as119000	19. Do you think your parents are happy about their marriage?	discrete	numeric-1.0	2851	0	-
86	as120000	20. Do they often have disagreements or arguments?	discrete	numeric-1.0	2851	0	-

#	Name	Label	Type	Format	Valid	Invalid	Question
87	as121000	21. Since you entered middle school, have your parents ever asked you to	discrete	numeric-1.0	2851	0	-
88	as122000	22. Have you ever had conflict with your parents about tutoring?	discrete	numeric-1.0	2851	0	-
89	as123000	23. How does your family's financial status affect your development?	discrete	numeric-1.0	2851	0	-
90	as124001	24. Please tell us your opinions regarding the importance of the following values:(1)Fulfilling filial duties	discrete	numeric-1.0	2851	0	-
91	as124002	24. Please tell us your opinions regarding the importance of the following values:(2)Keeping clothes clean	discrete	numeric-1.0	2851	0	-
92	as124003	24. Please tell us your opinions regarding the importance of the following values:(3)Being polite to adults	discrete	numeric-1.0	2851	0	-
93	as124004	24. Please tell us your opinions regarding the importance of the following values:(4)Obeying parents and teachers	discrete	numeric-1.0	2851	0	-
94	as124005	24. Please tell us your opinions regarding the importance of the following values:(5)Keeping things organized	discrete	numeric-1.0	2851	0	-
95	as124006	24. Please tell us your opinions regarding the importance of the following values:(6)Being a good student	discrete	numeric-1.0	2851	0	-
96	as124007	24. Please tell us your opinions regarding the importance of the following values:(7)Behaving properly	discrete	numeric-1.0	2851	0	-
97	as124008	24. Please tell us your opinions regarding the importance of the following values:(8)Modest, not desiring attention	discrete	numeric-1.0	2851	0	-
98	as124009	24. Please tell us your opinions regarding the importance of the following values:(9)Living thriftily	discrete	numeric-1.0	2851	0	-
99	as124010	24. Please tell us your opinions regarding the importance of the following values:(10)Being able to tolerate stressful circumstances	discrete	numeric-1.0	2851	0	-

#	Name	Label	Type	Format	Valid	Invalid	Question
100	as124011	24. Please tell us your opinions regarding the importance of the following values:(11)Expressing curiosity in many subjects/ ideas/things	discrete	numeric-1.0	2851	0	-
101	as124012	24. Please tell us your opinions regarding the importance of the following values:(12)Being responsible	discrete	numeric-1.0	2851	0	-
102	as124013	24. Please tell us your opinions regarding the importance of the following values:(13)Being creative and imaginative	discrete	numeric-1.0	2851	0	-
103	as124014	24. Please tell us your opinions regarding the importance of the following values:(14)Being self-sufficient and independent	discrete	numeric-1.0	2851	0	-
104	as124015	24. Please tell us your opinions regarding the importance of the following values:(15)Investigating reasons for why things happen	discrete	numeric-1.0	2851	0	-
105	as124016	24. Please tell us your opinions regarding the importance of the following values:(16)Being amicable to classmates, friends, and other children	discrete	numeric-1.0	2851	0	-
106	as124017	24. Please tell us your opinions regarding the importance of the following values:(17)Being thoughtful and considerate of others	discrete	numeric-1.0	2851	0	-
107	as124018	24. Please tell us your opinions regarding the importance of the following values:(18)Getting along well with others	discrete	numeric-1.0	2851	0	-
108	as124019	24. Please tell us your opinions regarding the importance of the following values:(19)Being humble towards others	discrete	numeric-1.0	2851	0	-
109	as124020	24. Please tell us your opinions regarding the importance of the following values:(20)Being trustworthy and honorable	discrete	numeric-1.0	2851	0	-
110	as125000	25. If your exam results are not good enough, will you lie to your parents about the test score?	discrete	numeric-1.0	2851	0	-
111	as126000	26. Have you ever cheated on tests?	discrete	numeric-1.0	2851	0	-

#	Name	Label	Type	Format	Valid	Invalid	Question
112	as126a00	26a. If your best friend asks you to help him cheat on an exam, will you do it?	discrete	numeric-1.0	2851	0	-
113	as127001	27. How much do you agree with the following statements regarding gender roles? (1)Men should make the majority of important decisions in the family.	discrete	numeric-1.0	2851	0	-
114	as127002	27. How much do you agree with the following statements regarding gender roles? (2)It will be disadvantageous for preschool children if their mother goes out to work.	discrete	numeric-1.0	2851	0	-
115	as127003	27. How much do you agree with the following statements regarding gender roles? (3)A husband's responsibility is to earn money to support the family while a wife's responsibility is to take care of the family.	discrete	numeric-1.0	2851	0	-
116	as127004	27. How much do you agree with the following statements regarding gender roles? (4)During a recession, (married) female employees should be laid off first.	discrete	numeric-1.0	2851	0	-
117	as127005	27. How much do you agree with the following statements regarding gender roles? (5)In general, males are more suitable for managerial positions than females.	discrete	numeric-1.0	2851	0	-
118	as127006	27. How much do you agree with the following statements regarding gender roles? (6)It is common that both the husband and wife are employed.	discrete	numeric-1.0	2851	0	-
119	as127007	27. How much do you agree with the following statements regarding gender roles? (7)If the wife would like to continue working after marriage, the husband should support her decision.	discrete	numeric-1.0	2851	0	-
120	as127008	27. How much do you agree with the following statements regarding gender roles? (8)If the husband earns enough to support the family, the wife should stay home to take care of children	discrete	numeric-1.0	2851	0	-
121	as127009	27. How much do you agree with the following statements regarding gender roles? (9)If the husband and wife both have a job, the husband should spend as much time	discrete	numeric-1.0	2851	0	-

#	Name	Label	Type	Format	Valid	Invalid	Question
		caring for the children as his wife.					
122	as127010	27. How much do you agree with the following statements regarding gender roles? (10) If a conflict arises between work and family, wives should prioritize family over work.	discrete	numeric-1.0	2851	0	-
123	as128001	28. How much do the following descriptions of family life reflect your own family? (1) Family members are closer towards each other than they are towards outsiders..	discrete	numeric-1.0	2851	0	-
124	as128002	28. How much do the following descriptions of family life reflect your own family? (2) Family is strongly bonded.	discrete	numeric-1.0	2851	0	-
125	as128003	28. How much do the following descriptions of family life reflect your own family? (3) Family members discuss matters with each other before making a decision	discrete	numeric-1.0	2851	0	-
126	as128004	28. How much do the following descriptions of family life reflect your own family? (4) Family members like to spend their free time together.	discrete	numeric-1.0	2851	0	-
127	as128005	28. How much do the following descriptions of family life reflect your own family? (5) Every family member participates in family activities.	discrete	numeric-1.0	2851	0	-
128	as128006	28. How much do the following descriptions of family life reflect your own family? (6) Family members like to do something together.	discrete	numeric-2.0	2851	0	-
129	as128007	28. How much do the following descriptions of family life reflect your own family? (7) Family members accept each other's friends.	discrete	numeric-1.0	2851	0	-
130	as128008	28. How much do the following descriptions of family life reflect your own family? (8) I can get comfort from my family when I experience setbacks in life.	discrete	numeric-1.0	2851	0	-
131	as128009	28. How much do the following descriptions of family life reflect your own family? (9) I can rely on my family when I need help or	discrete	numeric-1.0	2851	0	-

#	Name	Label	Type	Format	Valid	Invalid	Question
		when I want to hear some honest advices.					
132	as129001	29. How much do you agree on the following statements about family values? (1)Inherited land and assets should never be sold	discrete	numeric-1.0	2851	0	-
133	as129002	29. How much do you agree on the following statements about family values? (2)Every household needs a son to continue the family lineage.	discrete	numeric-1.0	2851	0	-
134	as129003	29. How much do you agree on the following statements about family values? (3)If there are no sons in the household to carry on the family name, one should adopt a boy or relative's son.	discrete	numeric-1.0	2851	0	-
135	as129004	29. How much do you agree on the following statements about family values? (4)Making sure the children can attend university education is the duty of their parents, regardless of the financial conditions of the family.	discrete	numeric-1.0	2851	0	-
136	as129005	29. How much do you agree on the following statements about family values? (5)It's favorable for parents to bequeath a sum of money/ land to their children.	discrete	numeric-1.0	2851	0	-
137	as129006	29. How much do you agree on the following statements about family values? (6)It is the duty for the children to take care of their aging parents.	discrete	numeric-1.0	2851	0	-
138	as129007	29. How much do you agree on the following statements about family values? (7)When the elderly have trouble making ends meet, it is the responsibility for their children to support them financially.	discrete	numeric-1.0	2851	0	-
139	as130001	30. The following statements concerns honoring one's ancestors, how much do you agree with them? (1)It is better that after someone passed away, he/she is worshipped by his/her children and grandchildren.	discrete	numeric-1.0	2851	0	-
140	as130002	30. The following statements concerns honoring one's ancestors, how much do you agree with them? (2)If one doesn't worship his/her	discrete	numeric-1.0	2851	0	-

#	Name	Label	Type	Format	Valid	Invalid	Question
		ancestor, the ancestor will become angry.					
141	as130003	30. The following statements concerns honoring one's ancestors, how much do you agree with them? (3)It is necessary to worship one's ancestors consistently in order to receive their blessings.	discrete	numeric-1.0	2851	0	-
142	as131a01	31A.Do you often hold conflicting opinions with your parents as following statements? (If you circle 1 in part A, then you don't need to circle part B) (1)Studying hard	discrete	numeric-1.0	2851	0	-
143	as131a02	31A.Do you often hold conflicting opinions with your parents as following statements? (If you circle 1 in part A, then you don't need to circle part B) (2)Choosing friends	discrete	numeric-1.0	2851	0	-
144	as131a03	31A.Do you often hold conflicting opinions with your parents as following statements? (If you circle 1 in part A, then you don't need to circle part B) (3)Participating in school events	discrete	numeric-1.0	2851	0	-
145	as131a04	31A.Do you often hold conflicting opinions with your parents as following statements? (If you circle 1 in part A, then you don't need to circle part B) (4)Attitudes towards parents	discrete	numeric-1.0	2851	0	-
146	as131a05	31A.Do you often hold conflicting opinions with your parents as following statements? (If you circle 1 in part A, then you don't need to circle part B) (5)The way that parents discipline you	discrete	numeric-1.0	2851	0	-
147	as131b01	31B. Do you and your parents hold different views towards the following statements? If so,do you obey their opinion when you and your parents hold conflicting opinions? (1)Studying hard	discrete	numeric-1.0	2851	0	-
148	as131b02	31B. Do you and your parents hold different views towards the following statements? If so,do you obey their opinion when you and your parents hold conflicting opinions? (2)Choosing friends	discrete	numeric-1.0	2851	0	-
149	as131b03	31B. Do you and your parents hold different views	discrete	numeric-1.0	2851	0	-

#	Name	Label	Type	Format	Valid	Invalid	Question
		towards the following statements? If so, do you obey their opinion when you and your parents hold conflicting opinions? (3) Participating in school events					
150	as131b04	31B. Do you and your parents hold different views towards the following statements? If so, do you obey their opinion when you and your parents hold conflicting opinions? (4) Attitudes towards parents	discrete	numeric-1.0	2851	0	-
151	as131b05	31B. Do you and your parents hold different views towards the following statements? If so, do you obey their opinion when you and your parents hold conflicting opinions? (5) The way that parents discipline you	discrete	numeric-1.0	2851	0	-
152	as132m01	32. Do the following statements accurately reflect the way you feel towards your mother? (1) It makes you feel uneasy when she's around.	discrete	numeric-1.0	2851	0	-
153	as132m02	32. Do the following statements accurately reflect the way you feel towards your mother? (2) She always there for you when you really need help.	discrete	numeric-1.0	2851	0	-
154	as132m03	32. Do the following statements accurately reflect the way you feel towards your mother? (3) She understands your opinions.	discrete	numeric-1.0	2851	0	-
155	as132m04	32. Do the following statements accurately reflect the way you feel towards your mother? (4) She is often concerned about your emotions and any problems that are bothering you.	discrete	numeric-1.0	2851	0	-
156	as132m05	32. Do the following statements accurately reflect the way you feel towards your mother? (5) She sticks to her decisions.	discrete	numeric-1.0	2851	0	-
157	as132m06	32. Do the following statements accurately reflect the way you feel towards your mother? (6) She demands more from you than what she provides.	discrete	numeric-1.0	2851	0	-
158	as132f01	32. Do the following statements accurately reflect the way you feel towards your father? (1) It makes	discrete	numeric-1.0	2851	0	-

#	Name	Label	Type	Format	Valid	Invalid	Question
		you feel uneasy when she's around.					
159	as132f02	32. Do the following statements accurately reflect the way you feel towards your father? (2)He always there for you when you really need help.	discrete	numeric-1.0	2851	0	-
160	as132f03	32. Do the following statements accurately reflect the way you feel towards your father? (3)He understands your opinions.	discrete	numeric-1.0	2851	0	-
161	as132f04	32. Do the following statements accurately reflect the way you feel towards your father? (4)He is often concerned about your emotions and any problems that are bothering you.	discrete	numeric-1.0	2851	0	-
162	as132f05	32. Do the following statements accurately reflect the way you feel towards your father? (5)He sticks to her decisions.	discrete	numeric-1.0	2851	0	-
163	as132f06	32. Do the following statements accurately reflect the way you feel towards your father? (6)He demands more from you than what she provides.	discrete	numeric-1.0	2851	0	-
164	as133m00	33. Are you happy when you are with your mother?	discrete	numeric-1.0	2851	0	-
165	as133f00	33. Are you happy when you are with your father?	discrete	numeric-1.0	2851	0	-
166	as134m00	34. How much do you share your secrets with your mother?	discrete	numeric-1.0	2851	0	-
167	as134f00	34. How much do you share your secrets with your father?	discrete	numeric-1.0	2851	0	-
168	as135m01	35. Thing about last month, when you were chatting or doing something with your mother, how was the attitude your mother towards you? (1) Angry towards you	discrete	numeric-1.0	2851	0	-
169	as135m02	35. Thing about last month, when you were chatting or doing something with your mother, how was the attitude your mother towards you? (2) Asking for your opinion on important matters	discrete	numeric-1.0	2851	0	-
170	as135m03	35. Thing about last month, when you were chatting or doing something with your mother, how was the attitude your mother towards you? (3) Carefully listening to your opinions and viewpoints	discrete	numeric-1.0	2851	0	-

#	Name	Label	Type	Format	Valid	Invalid	Question
171	as135m04	35. Thing about last month, when you were chatting or doing something with your mother, how was the attitude your mother towards you? (4) Showing that she really cares about you	discrete	numeric-1.0	2851	0	-
172	as135m05	35. Thing about last month, when you were chatting or doing something with your mother, how was the attitude your mother towards you? (5) Shouting and yelling at you furiously	discrete	numeric-1.0	2851	0	-
173	as135m06	35. Thing about last month, when you were chatting or doing something with your mother, how was the attitude your mother towards you? (6) Trying to let you know that she appreciates you (your ideas or your behavior	discrete	numeric-1.0	2851	0	-
174	as135m07	35. Thing about last month, when you were chatting or doing something with your mother, how was the attitude your mother towards you? (7) Pinching, hitting, or punching you	discrete	numeric-1.0	2851	0	-
175	as135m08	35. Thing about last month, when you were chatting or doing something with your mother, how was the attitude your mother towards you? (8) Arguing with you because you disagree with her	discrete	numeric-1.0	2851	0	-
176	as135m09	35. Thing about last month, when you were chatting or doing something with your mother, how was the attitude your mother towards you? (9) Screaming, yelling, or scolding you	discrete	numeric-1.0	2851	0	-
177	as135m10	35. Thing about last month, when you were chatting or doing something with your mother, how was the attitude your mother towards you? (10) Expressing her support and understanding	discrete	numeric-1.0	2851	0	-
178	as135f01	35. Thing about last month, when you were chatting or doing something with your father, how was the attitude your father towards you? (1) Angry towards you	discrete	numeric-1.0	2851	0	-
179	as135f02	35. Thing about last month, when you were chatting or doing something with your father, how was the attitude your father towards you? (2)	discrete	numeric-1.0	2851	0	-

#	Name	Label	Type	Format	Valid	Invalid	Question
		Asking for your opinion on important matters					
180	as135f03	35. Thing about last month, when you were chatting or doing something with your father, how was the attitude your father towards you? (3) Carefully listening to your opinions and viewpoints	discrete	numeric-1.0	2851	0	-
181	as135f04	35. Thing about last month, when you were chatting or doing something with your father, how was the attitude your father towards you? (4) Showing that he really cares about you	discrete	numeric-1.0	2851	0	-
182	as135f05	35. Thing about last month, when you were chatting or doing something with your father, how was the attitude your father towards you? (5) Shouting and yelling at you furiously	discrete	numeric-1.0	2851	0	-
183	as135f06	35. Thing about last month, when you were chatting or doing something with your father, how was the attitude your father towards you? (6) Trying to let you know that she appreciates you (your ideas or your behavior	discrete	numeric-1.0	2851	0	-
184	as135f07	35. Thing about last month, when you were chatting or doing something with your father, how was the attitude your father towards you? (7) Pinching, hitting, or punching you	discrete	numeric-1.0	2851	0	-
185	as135f08	35. Thing about last month, when you were chatting or doing something with your father, how was the attitude your father towards you? (8) Arguing with you because you disagree with him	discrete	numeric-1.0	2851	0	-
186	as135f09	35. Thing about last month, when you were chatting or doing something with your father, how was the attitude your father towards you? (9) Screaming, yelling, or scolding you	discrete	numeric-1.0	2851	0	-
187	as135f10	35. Thing about last month, when you were chatting or doing something with your father, how was the attitude your father towards you? (10) Expressing him support and understanding	discrete	numeric-1.0	2851	0	-
188	as136m01	36. How often do the followings occur in your everyday life? (1) Mother	discrete	numeric-1.0	2851	0	-

#	Name	Label	Type	Format	Valid	Invalid	Question
		knows your whereabouts every day.					
189	as136m02	36. How often do the followings occur in your everyday life? (2) Mother knows who you are with when you are going out.	discrete	numeric-1.0	2851	0	-
190	as136m03	36. How often do the followings occur in your everyday life? (3) Mother knows when you are home and what time you go to bed	discrete	numeric-1.0	2851	0	-
191	as136m04	36. How often do the followings occur in your everyday life? (4) Mother cares when you did not do what she asked you to.	discrete	numeric-1.0	2851	0	-
192	as136m05	36. How often do the followings occur in your everyday life? (5) Mother will punish you if you do something forbidden.	discrete	numeric-1.0	2851	0	-
193	as136m06	36. How often do the followings occur in your everyday life? (6) Mother will punish you if she means it.	discrete	numeric-1.0	2851	0	-
194	as136m07	36. How often do the followings occur in your everyday life? (7) Mother spansks you when you did something wrong.	discrete	numeric-1.0	2851	0	-
195	as136m08	36. How often do the followings occur in your everyday life? (8) Mother will use a belt or something of the sort to whip you.	discrete	numeric-1.0	2851	0	-
196	as136m09	36. How often do the followings occur in your everyday life? (9) Mother asks you to leave the house or lock you out when you do something wrong.	discrete	numeric-1.0	2851	0	-
197	as136m10	36. How often do the followings occur in your everyday life? (10) Mother will tell you her opinions regarding the whole family.	discrete	numeric-1.0	2851	0	-
198	as136m11	36. How often do the followings occur in your everyday life? (11) Mother will tell you her reasons for any decision.	discrete	numeric-1.0	2851	0	-
199	as136m12	36. How often do the followings occur in your everyday life? (12) Mother will ask for your opinions before making any decision regarding you.	discrete	numeric-1.0	2851	0	-

#	Name	Label	Type	Format	Valid	Invalid	Question
200	as136f01	36. How often do the followings occur in your everyday life? (1) Father knows your whereabouts every day.	discrete	numeric-1.0	2851	0	-
201	as136f02	36. How often do the followings occur in your everyday life? (2) Father knows who you are with when you are going out.	discrete	numeric-1.0	2851	0	-
202	as136f03	36. How often do the followings occur in your everyday life? (3) Father knows when you are home and what time you go to bed	discrete	numeric-1.0	2851	0	-
203	as136f04	36. How often do the followings occur in your everyday life? (4) Father care when you did not do what she asked you to.	discrete	numeric-1.0	2851	0	-
204	as136f05	36. How often do the followings occur in your everyday life? (5) Father will punish you if you do something forbidden.	discrete	numeric-1.0	2851	0	-
205	as136f06	36. How often do the followings occur in your everyday life? (6) Father will punish you if he means it.	discrete	numeric-1.0	2851	0	-
206	as136f07	36. How often do the followings occur in your everyday life? (7) Father spans you when you did something wrong.	discrete	numeric-1.0	2851	0	-
207	as136f08	36. How often do the followings occur in your everyday life? (8) Father will use a belt or something of the sort to whip you.	discrete	numeric-1.0	2851	0	-
208	as136f09	36. How often do the followings occur in your everyday life? (9) Father asks you to leave the house or lock you out when you do something wrong	discrete	numeric-1.0	2851	0	-
209	as136f10	36. How often do the followings occur in your everyday life? (10) Father will tell you his opinions regarding the whole family.	discrete	numeric-1.0	2851	0	-
210	as136f11	36. How often do the followings occur in your everyday life? (11) Father will tell you his reasons for any decision.	discrete	numeric-1.0	2851	0	-
211	as136f12	36. How often do the followings occur in your everyday life? (12) Father will ask for your opinions	discrete	numeric-1.0	2851	0	-

#	Name	Label	Type	Format	Valid	Invalid	Question
		before making any decision regarding you.					
212	as137a01	37a. Did your parents make any change at home after you entered the 3rd grade? Parents' attitude towards you: (1) Providing you a better environment to study	discrete	numeric-1.0	2851	0	-
213	as137a02	37a. Did your parents make any change at home after you entered the 3rd grade? Parents' attitude towards you: (2) Relieving you of household chores	discrete	numeric-1.0	2851	0	-
214	as137a03	37a. Did your parents make any change at home after you entered the 3rd grade? Parents' attitude towards you: (3) Giving you more nourishment (medicinal or food)	discrete	numeric-1.0	2851	0	-
215	as137a04	37a. Did your parents make any change at home after you entered the 3rd grade? Parents' attitude towards you: (4) Monitoring your interaction with your friends	discrete	numeric-1.0	2851	0	-
216	as137a05	37a. Did your parents make any change at home after you entered the 3rd grade? Parents' attitude towards you: (5) Limiting the time you spend on phone calls or surfing the internet	discrete	numeric-1.0	2851	0	-
217	as137a06	37a. Did your parents make any change at home after you entered the 3rd grade? Parents' attitude towards you: (6) Limiting the time you spend on watching TV	discrete	numeric-1.0	2851	0	-
218	as137a07	37a. Did your parents make any change at home after you entered the 3rd grade? Parents' attitude towards you: (7) Limiting the time you go out with your friends (leisure time)	discrete	numeric-1.0	2851	0	-
219	as137a08	37a. Did your parents make any change at home after you entered the 3rd grade? Parents' attitude towards you: (8) Regulating your daily routine	discrete	numeric-1.0	2851	0	-
220	as137a09	37a. Did your parents make any change at home after you entered the 3rd grade? Parents' attitude towards you: (9) Others, please explain	discrete	numeric-1.0	2851	0	-
221	as137b01	37b. Did your parents make any change at home after you entered the 3rd grade? Parents' attitude towards	discrete	numeric-1.0	2851	0	-

#	Name	Label	Type	Format	Valid	Invalid	Question
		themselves: (1) Spending less time on watching TV					
222	as137b02	37b. Did your parents make any change at home after you entered the 3rd grade? Parents' attitude towards themselves: (2) Spending less time on social activities	discrete	numeric-1.0	2851	0	-
223	as137b03	37b. Did your parents make any change at home after you entered the 3rd grade? Parents' attitude towards themselves: (3) Spending more time keeping you company	discrete	numeric-1.0	2851	0	-
224	as137b04	37b. Did your parents make any change at home after you entered the 3rd grade? Parents' attitude towards themselves: (4) Asking other family members to compromise for you	discrete	numeric-1.0	2851	0	-
225	as137b05	37b. Did your parents make any change at home after you entered the 3rd grade? Parents' attitude towards themselves: (5) Others, please explain	discrete	numeric-1.0	2851	0	-

Group School Life

#	Name	Label	Type	Format	Valid	Invalid	Question
1	as201000	1. How many teachers have been willing to pay attention on you since you attended junior high?	discrete	numeric-1.0	2851	0	-
2	as202000	2. How many teachers have NOT been willing to pay attention on you since you attended junior high?	discrete	numeric-1.0	2851	0	-
3	as203000	3. How many teachers do you like when you entered junior high?	discrete	numeric-1.0	2851	0	-
4	as204000	4. How many teachers do you dislike when you entered junior high?	discrete	numeric-1.0	2851	0	-
5	as205000	5. After you entered middle school, how many subjects do you like among those in exams?	discrete	numeric-1.0	2851	0	-
6	as206000	6. After you entered middle school, how many subjects do you dislike among those in exams?	discrete	numeric-1.0	2851	0	-
7	as207000	7. How was your grade when you graduated from primary school?	discrete	numeric-1.0	2851	0	-
8	as208000	8. When you were in the 5th or 6th grade, have you ever	discrete	numeric-1.0	2851	0	-

#	Name	Label	Type	Format	Valid	Invalid	Question
		represented the whole class or school to participate in some activities?					
9	as208a01	8a.What kind of activities was there? (Multiple selection available) (1) Sports, dancing	discrete	numeric-1.0	2851	0	-
10	as208a02	8a.What kind of activities was there? (Multiple selection available) (2) Drawing or calligraphy	discrete	numeric-1.0	2851	0	-
11	as208a03	8a.What kind of activities was there? (Multiple selection available) (3) Composition, speech	discrete	numeric-1.0	2851	0	-
12	as208a04	8a.What kind of activities was there? (Multiple selection available) (4) Music	discrete	numeric-1.0	2851	0	-
13	as208a05	8a.What kind of activities was there? (Multiple selection available) (5) Science	discrete	numeric-1.0	2851	0	-
14	as208a06	8a.What kind of activities was there? (Multiple selection available) (6) Others, please specify	discrete	numeric-1.0	2851	0	-
15	as209001	9. Do you think you have the following talent? (multiple choice available) (1) Sports, dancing	discrete	numeric-1.0	2851	0	-
16	as209002	9. Do you think you have the following talent? (multiple choice available) (2) Drawing or calligraphy	discrete	numeric-1.0	2851	0	-
17	as209003	9. Do you think you have the following talent? (multiple choice available) (3) Composition, speech	discrete	numeric-1.0	2851	0	-
18	as209004	9. Do you think you have the following talent? (multiple choice available) (4) Music	discrete	numeric-1.0	2851	0	-
19	as209005	9. Do you think you have the following talent? (multiple choice available) (5) Science	discrete	numeric-1.0	2851	0	-
20	as209006	9. Do you think you have the following talent? (multiple choice available) (6) Others, please specify	discrete	numeric-1.0	2851	0	-
21	as209007	9. Do you think you have the following talent? (multiple choice available) (6) None	discrete	numeric-1.0	2851	0	-
22	as210001	10. Have you served in the following positions in 5th/6th grade in the elementary school? (1) Class leader	discrete	numeric-1.0	2851	0	-
23	as210002	10. Have you served in the following positions in 5th/6th grade in the	discrete	numeric-1.0	2851	0	-

#	Name	Label	Type	Format	Valid	Invalid	Question
		elementary school? (2) Student organizations leader					
24	as210003	10. Have you served in the following positions in 5th/6th grade in the elementary school? (3) Teaching assistant for a certain subject	discrete	numeric-1.0	2851	0	-
25	as211000	10. In general, did you enjoy your elementary school life?	discrete	numeric-1.0	2851	0	-
26	as212000	12. In general, do you prefer elementary school life to junior high school life?	discrete	numeric-1.0	2851	0	-
27	as213000	13. In retrospect to your 7th grade, were your grades in 7th grade better or worse compared to elementary?	discrete	numeric-1.0	2851	0	-
28	as214000	14. In general, do you prefer your elementary teachers to those in junior high school?	discrete	numeric-1.0	2851	0	-
29	as215000	15. How many days were you absent from school last month (including sick leave)?	discrete	numeric-1.0	2851	0	-
30	as216001	16. Have you served any of the following positions in junior high? (1) Class leader	discrete	numeric-1.0	2851	0	-
31	as216002	16. Have you served any of the following positions in junior high? (2) Student organization leader	discrete	numeric-1.0	2851	0	-
32	as216003	16. Have you served any of the following positions in junior high? (3) Teaching assistant for a certain subject	discrete	numeric-1.0	2851	0	-
33	as217000	17. Have you represented your class/school to participate in any competition since you were in junior high?	discrete	numeric-1.0	2851	0	-
34	as217a01	17a.What kind of activities was there? (Multiple choice available) (1) Sports, dancing	discrete	numeric-1.0	2851	0	-
35	as217a02	17a.What kind of activities was there? (Multiple choice available) (2) Drawing or calligraphy	discrete	numeric-1.0	2851	0	-
36	as217a03	17a.What kind of activities was there? (Multiple choice available) (3) Composition, speech	discrete	numeric-1.0	2851	0	-
37	as217a04	17a.What kind of activities was there? (Multiple choice available) (4) Music	discrete	numeric-1.0	2851	0	-
38	as217a05	17a.What kind of activities was there? (Multiple choice available) (5) Science	discrete	numeric-1.0	2851	0	-
39	as217a06	17a.What kind of activities was there? (Multiple choice	discrete	numeric-1.0	2851	0	-

#	Name	Label	Type	Format	Valid	Invalid	Question
		available) (6) Others, please specify					
40	as218001	18. How much do you agree with the following statements regarding your school? (please circle the answer) (1) I like my school.	discrete	numeric-1.0	2851	0	-
41	as218002	18. How much do you agree with the following statements regarding your school? (please circle the answer) (2) I don't think I am a part of the school.	discrete	numeric-1.0	2851	0	-
42	as218003	18. How much do you agree with the following statements regarding your school? (please circle the answer) (3) I am proud of my school.	discrete	numeric-1.0	2851	0	-
43	as219001	19. Do the following problems exist in your school? If so, how serious? (Please circle a number for every situation) (1) Using illicit drug	discrete	numeric-1.0	2851	0	-
44	as219002	19. Do the following problems exist in your school? If so, how serious? (Please circle a number for every situation) (2) Bullying	discrete	numeric-1.0	2851	0	-
45	as219003	19. Do the following problems exist in your school? If so, how serious? (Please circle a number for every situation) (3) Drinking alcohol	discrete	numeric-1.0	2851	0	-
46	as219004	19. Do the following problems exist in your school? If so, how serious? (Please circle a number for every situation) (4) Students not caring about their academic performance and the knowledge	discrete	numeric-1.0	2851	0	-
47	as219005	19. Do the following problems exist in your school? If so, how serious? (Please circle a number for every situation) (5) Smoking	discrete	numeric-1.0	2851	0	-
48	as219006	19. Do the following problems exist in your school? If so, how serious? (Please circle a number for every situation) (6) Students not respecting teachers	discrete	numeric-1.0	2851	0	-
49	as219007	19. Do the following problems exist in your school? If so, how serious? (Please circle a number for every situation) (7) Principal, administrators, or staff	discrete	numeric-1.0	2851	0	-

#	Name	Label	Type	Format	Valid	Invalid	Question
		showing no concern for students					
50	as220000	20. Does the incoming academic competition cause pressures for you ?	discrete	numeric-1.0	2851	0	-
51	as221000	21. Does your teacher show favor to students with better grades?	discrete	numeric-1.0	2851	0	-
52	as222000	22. According to your answer in previous question, do you think your teacher is fair?	discrete	numeric-1.0	2851	0	-
53	as223000	23. Are you on track with your classes in school?	discrete	numeric-1.0	2851	0	-
54	as224000	24. Have you ever failed any subject on exams?	discrete	numeric-1.0	2851	0	-
55	as225000	25. Have you taken the following medicine since entering junior high: sedatives, sleeping pill, all-purpose adhesive, organic solvent, FM2, rush, MDMA, amphetamine, heroin, morphine, marijuana, halcion, pentazocine, cocaine, secobarbital sodium, methaqual	discrete	numeric-1.0	2851	0	-
56	as226000	26. Comparing to other classes, how's the grade in your class?	discrete	numeric-1.0	2851	0	-
57	as227001	27. How much do you think the following statements about your class reflect current condition? (1) My classmates always offer help when I need them.	discrete	numeric-1.0	2851	0	-
58	as227002	27. How much do you think the following statements about your class reflect current condition? (2) I do not like to socialize with my classmates.	discrete	numeric-1.0	2851	0	-
59	as227003	27. How much do you think the following statements about your class reflect current condition? (3) I always help my classmates when they need me.	discrete	numeric-1.0	2851	0	-
60	as227004	27. How much do you think the following statements about your class reflect current condition? (4) My classmates get along well and treat each other like a family.	discrete	numeric-1.0	2851	0	-
61	as227005	27. How much do you think the following statements about your class reflect current condition? (5) Compared to other classes, our classmates trust each other the most.	discrete	numeric-1.0	2851	0	-

#	Name	Label	Type	Format	Valid	Invalid	Question
62	as228000	28. Have you participated in after-school tutoring upon entering junior high? (Including cram school and private tutor)	discrete	numeric-1.0	2851	0	-
63	as229000	29. Whose idea was it for you to attend tutoring? (single choice)	discrete	numeric-1.0	2851	0	-
64	as230000	30. Are you currently participating in after-school tutoring? (including cram school and tutor)	discrete	numeric-1.0	2851	0	-
65	as230a00	30a. How many hours do you spend on attending after-school tutoring in a typical week (include cram school and private tutoring)? _____ hours.	continuous	numeric-3.0	2851	0	-
66	as231000	31. What was your grade point average ranking in the class last semester?	discrete	numeric-1.0	2851	0	-
67	as232000	32. What is your expectation after graduating from junior high? (single choice)	discrete	numeric-1.0	2851	0	-
68	as233000	33. Considering your current academic and financial ability, what level of education do your home room teacher think you can attain? (single choice)	discrete	numeric-1.0	2851	0	-
69	as234000	34. Do you plan to take part in recommended screening examination admission?	discrete	numeric-1.0	2851	0	-
70	as235000	35. After graduating from junior high school, what do you expect to do? (Single choice)	discrete	numeric-1.0	2851	0	-
71	as236000	36. Considering your the current situation, what level of education would you like to attain?	discrete	numeric-1.0	2851	0	-
72	as237000	37. Which level do you want to reach if you don't have any restraint??	discrete	numeric-1.0	2851	0	-
73	as238000	38. Do you plan to attend university?	discrete	numeric-1.0	2851	0	-
74	as239001	39. How much do you agree with the following statements regarding being a part of your school or society? (1) Anyone can succeed if he/she can endure hardship.	discrete	numeric-1.0	2851	0	-
75	as239002	39. How much do you agree with the following statements regarding being a part of your school or society? (2) Taiwan is a liberal society; everyone has equal opportunity to succeed.	discrete	numeric-1.0	2851	0	-

#	Name	Label	Type	Format	Valid	Invalid	Question
76	as239003	39. How much do you agree with the following statements regarding being a part of your school or society? (3) Opportunistic individuals have a higher chance of succeeding in our society.	discrete	numeric-1.0	2851	0	-
77	as239004	39. How much do you agree with the following statements regarding being a part of your school or society? (4) When a student breaks rules, the school cannot do anything to the student if his/her family has connections or power.	discrete	numeric-1.0	2851	0	-
78	as239005	39. How much do you agree with the following statements regarding being a part of your school or society? (5) Students who ingratiate the teachers receive reward from teachers more easily.	discrete	numeric-1.0	2851	0	-
79	as239006	39. How much do you agree with the following statements regarding being a part of your school or society? (6) In general, the teacher rewards and punishes fairly among our classmates	discrete	numeric-1.0	2851	0	-
80	as240001	40. How much do you agree with the following statement related to a typical junior high student's daily life? (1)I work hard to gratify my parents because I don't want to disappoint them.	discrete	numeric-1.0	2851	0	-
81	as240002	40. How much do you agree with the following statement related to a typical junior high student's daily life? (2)I study hard because teachers often praise diligent students.	discrete	numeric-1.0	2851	0	-
82	as240003	40. How much do you agree with the following statement related to a typical junior high student's daily life? (3) I ponder whether my achievement reaches my parents' wishes or standard.	discrete	numeric-1.0	2851	0	-
83	as240004	40. How much do you agree with the following statement related to a typical junior high student's daily life? (4) I always study harder to reach the level that my parents expect.	discrete	numeric-1.0	2851	0	-
84	as240005	40. How much do you agree with the following statement related to a typical junior high student's daily life? (5) Usually, my parents and	discrete	numeric-1.0	2851	0	-

#	Name	Label	Type	Format	Valid	Invalid	Question
		teachers judge whether a job is done well or not.					
85	as240006	40. How much do you agree with the following statement related to a typical junior high student's daily life? (6) Despite my parents' and teachers' opinions, I would try my best on something worthwhile defined by myself.	discrete	numeric-1.0	2851	0	-
86	as240007	40. How much do you agree with the following statement related to a typical junior high student's daily life? (7) I like to evaluate a finished work with my own standard.	discrete	numeric-1.0	2851	0	-
87	as240008	40. How much do you agree with the following statement related to a typical junior high student's daily life? (8) I study hard because I believe books can provide me with lots of knowledge	discrete	numeric-1.0	2851	0	-
88	as241001	41. How much important do you think each the following statements about a successful future development? (1) Good family background	discrete	numeric-1.0	2851	0	-
89	as241002	41. How much important do you think each the following statements about a successful future development? (2) Good social skills	discrete	numeric-1.0	2851	0	-
90	as241003	41. How much important do you think each the following statements about a successful future development? (3) Good luck and opportunity	discrete	numeric-1.0	2851	0	-
91	as241004	41. How much important do you think each the following statements about a successful future development? (4) Willing to work diligently and endure hardship	discrete	numeric-1.0	2851	0	-
92	as241005	41. How much important do you think each the following statements about a successful future development? (5) Good moral character	discrete	numeric-1.0	2851	0	-
93	as241006	41. How much important do you think each the following statements about a successful future development? (6) Intelligence	discrete	numeric-1.0	2851	0	-
94	as241007	41. How much important do you think each the following statements about a successful future development? (7) Popularity	discrete	numeric-1.0	2851	0	-

#	Name	Label	Type	Format	Valid	Invalid	Question
95	as242a00	42. Thinking about your best friends, please write down the basic information of the top 5 closest friends according to the degree of your friendship.1st close:Name	discrete	character-2	2851	0	-
96	as242a01	42. Thinking about your best friends, please write down the basic information of the top 5 closest friends according to the degree of your friendship.1st close:Gender	discrete	numeric-1.0	2851	0	-
97	as242a02	42. Thinking about your best friends, please write down the basic information of the top 5 closest friends according to the degree of your friendship.1st close:Whether you are in the same class.(If yes, jump to the 4th question)	discrete	numeric-1.0	2851	0	-
98	as242a03	42. Thinking about your best friends, please write down the basic information of the top 5 closest friends according to the degree of your friendship.1st close:if you are not in the same class, how do you contact each other?	discrete	numeric-1.0	2851	0	-
99	as242a04	42. Thinking about your best friends, please write down the basic information of the top 5 closest friends according to the degree of your friendship.1st close:Does he/she have better grades than you do?	discrete	numeric-1.0	2851	0	-
100	as242a05	42. Thinking about your best friends, please write down the basic information of the top 5 closest friends according to the degree of your friendship.1st close:How did you first meet each other?	discrete	numeric-1.0	2851	0	-
101	as242a06	42. Thinking about your best friends, please write down the basic information of the top 5 closest friends according to the degree of your friendship.1st close:How is his/her family's economic condition?	discrete	numeric-1.0	2851	0	-
102	as242b00	42. Thinking about your best friends, please write down the basic information of the top 5 closest friends according to the degree of your friendship.2nd close:Name	discrete	character-2	2851	0	-

#	Name	Label	Type	Format	Valid	Invalid	Question
103	as242b01	42. Thinking about your best friends, please write down the basic information of the top 5 closest friends according to the degree of your friendship.2nd close:Gender	discrete	numeric-1.0	2851	0	-
104	as242b02	42. Thinking about your best friends, please write down the basic information of the top 5 closest friends according to the degree of your friendship.2nd close:Whether you are in the same class.(If yes, jump to the 4th question)	discrete	numeric-1.0	2851	0	-
105	as242b03	42. Thinking about your best friends, please write down the basic information of the top 5 closest friends according to the degree of your friendship.2nd close:If you are not in the same class, how do you contact each other?	discrete	numeric-1.0	2851	0	-
106	as242b04	42. Thinking about your best friends, please write down the basic information of the top 5 closest friends according to the degree of your friendship.2nd close:Does he/she have better grades than you do?	discrete	numeric-1.0	2851	0	-
107	as242b05	42. Thinking about your best friends, please write down the basic information of the top 5 closest friends according to the degree of your friendship.2nd close:How did you first meet each other?	discrete	numeric-1.0	2851	0	-
108	as242b06	42. Thinking about your best friends, please write down the basic information of the top 5 closest friends according to the degree of your friendship.2nd close:How is his/her family's economic condition?	discrete	numeric-1.0	2851	0	-
109	as242c00	42. Thinking about your best friends, please write down the basic information of the top 5 closest friends according to the degree of your friendship.3rd close:Name	discrete	character-2	2851	0	-
110	as242c01	42. Thinking about your best friends, please write down the basic information of the top 5 closest friends according to the degree of your friendship.3rd close:Gender	discrete	numeric-1.0	2851	0	-

#	Name	Label	Type	Format	Valid	Invalid	Question
111	as242c02	42. Thinking about your best friends, please write down the basic information of the top 5 closest friends according to the degree of your friendship.3rd close:Whether you are in the same class.(If yes, jump to the 4th question)	discrete	numeric-1.0	2851	0	-
112	as242c03	42. Thinking about your best friends, please write down the basic information of the top 5 closest friends according to the degree of your friendship.3rd close:If you are not in the same class, how do you contact each other?	discrete	numeric-1.0	2851	0	-
113	as242c04	42. Thinking about your best friends, please write down the basic information of the top 5 closest friends according to the degree of your friendship.3rd close:Does he/she have better grades than you do?	discrete	numeric-1.0	2851	0	-
114	as242c05	42. Thinking about your best friends, please write down the basic information of the top 5 closest friends according to the degree of your friendship.3rd close:How did you first meet each other?	discrete	numeric-1.0	2851	0	-
115	as242c06	42. Thinking about your best friends, please write down the basic information of the top 5 closest friends according to the degree of your friendship.3rd close:How is his/her family's economic condition?	discrete	numeric-1.0	2851	0	-
116	as242d00	42. Thinking about your best friends, please write down the basic information of the top 5 closest friends according to the degree of your friendship.4th close:Name	discrete	character-2	2851	0	-
117	as242d01	42. Thinking about your best friends, please write down the basic information of the top 5 closest friends according to the degree of your friendship.4th close:Gender	discrete	numeric-1.0	2851	0	-
118	as242d02	42. Thinking about your best friends, please write down the basic information of the top 5 closest friends according to the degree of your friendship.4th close:Whether you are in the	discrete	numeric-1.0	2851	0	-

#	Name	Label	Type	Format	Valid	Invalid	Question
		same class.(If yes, jump to the 4th question)					
119	as242d03	42. Thinking about your best friends, please write down the basic information of the top 5 closest friends according to the degree of your friendship.4th close:If you are not in the same class, how do you contact each other?	discrete	numeric-1.0	2851	0	-
120	as242d04	42. Thinking about your best friends, please write down the basic information of the top 5 closest friends according to the degree of your friendship.4th close:Does he/she have better grades than you do?	discrete	numeric-1.0	2851	0	-
121	as242d05	42. Thinking about your best friends, please write down the basic information of the top 5 closest friends according to the degree of your friendship.4th close:How did you first meet each other?	discrete	numeric-1.0	2851	0	-
122	as242d06	42. Thinking about your best friends, please write down the basic information of the top 5 closest friends according to the degree of your friendship.4th close:How is his/her family's economic condition?	discrete	numeric-1.0	2851	0	-
123	as242e00	42. Thinking about your best friends, please write down the basic information of the top 5 closest friends according to the degree of your friendship.5th close:Name	discrete	character-2	2851	0	-
124	as242e01	42. Thinking about your best friends, please write down the basic information of the top 5 closest friends according to the degree of your friendship.5th close:Gender	discrete	numeric-1.0	2851	0	-
125	as242e02	42. Thinking about your best friends, please write down the basic information of the top 5 closest friends according to the degree of your friendship.5th close:Whether you are in the same class.(If yes, jump to the 4th question)	discrete	numeric-1.0	2851	0	-
126	as242e03	42. Thinking about your best friends, please write down the basic information of the top 5 closest friends according to the degree of	discrete	numeric-1.0	2851	0	-

#	Name	Label	Type	Format	Valid	Invalid	Question
		your friendship.5th close:If you are not in the same class, how do you contact each other?					
127	as242e04	42. Thinking about your best friends, please write down the basic information of the top 5 closest friends according to the degree of your friendship.5th close:Does he/she have better grades than you do?	discrete	numeric-1.0	2851	0	-
128	as242e05	42. Thinking about your best friends, please write down the basic information of the top 5 closest friends according to the degree of your friendship.5th close:How did you first meet each other?	discrete	numeric-1.0	2851	0	-
129	as242e06	42. Thinking about your best friends, please write down the basic information of the top 5 closest friends according to the degree of your friendship.5th close:How is his/her family's economic condition?	discrete	numeric-1.0	2851	0	-
130	as243a01	43a. How much important do your closest friends think of the following matters? (1)Receiving college education	discrete	numeric-1.0	2851	0	-
131	as243a02	43a. How much important do your closest friends think of the following matters? (2)Earning a lot of money	discrete	numeric-1.0	2851	0	-
132	as243a03	43a. How much important do your closest friends think of the following matters? (3)Putting effort in studies and get good grades	discrete	numeric-1.0	2851	0	-
133	as243a04	43a. How much important do your closest friends think of the following matters? (4)Working hard to be outstanding	discrete	numeric-1.0	2851	0	-
134	as243b01	43b. Do you think the following statement important or not? (1) Receiving college education	discrete	numeric-1.0	2851	0	-
135	as243b02	43b. Do you think the following statement important or not? (2) Earning a lot of money	discrete	numeric-1.0	2851	0	-
136	as243b03	43b. Do you think the following statement important or not? (3) Putting effort in studies and get good grades	discrete	numeric-1.0	2851	0	-

#	Name	Label	Type	Format	Valid	Invalid	Question
137	as243b04	43b. Do you think the following statement important or not? (4) Working hard and be successful	discrete	numeric-1.0	2851	0	-
138	as244a01	44a. How many of your friends have done the following in the past year? (1) Running away from home	discrete	numeric-1.0	2851	0	-
139	as244a02	44a. How many of your friends have done the following in the past year? (2) Skipping class or school	discrete	numeric-1.0	2851	0	-
140	as244a03	44a. How many of your friends have done the following in the past year? (3) Vandalizing	discrete	numeric-1.0	2851	0	-
141	as244a04	44a. How many of your friends have done the following in the past year? (4) Stealing	discrete	numeric-1.0	2851	0	-
142	as244a05	44a. How many of your friends have done the following in the past year? (5) Engaging in sexual behaviors	discrete	numeric-1.0	2851	0	-
143	as244a06	44a. How many of your friends have done the following in the past year? (6) Hitting and injuring someone	discrete	numeric-1.0	2851	0	-
144	as244a07	44a. How many of your friends have done the following in the past year? (7) Robbing somebody	discrete	numeric-1.0	2851	0	-
145	as244a08	44a. How many of your friends have done the following in the past year? (8) Smoking or drinking alcohol	discrete	numeric-1.0	2851	0	-
146	as244a09	44a. How many of your friends have done the following in the past year? (9) Chewing betel nut	discrete	numeric-1.0	2851	0	-
147	as244a10	44a. How many of your friends have done the following in the past year? (10) Taking drugs (e.g., superglue, amphetamine, pentazocine)	discrete	numeric-1.0	2851	0	-
148	as244b01	44b. How about yourself? (1) Running away from home	discrete	numeric-1.0	2851	0	-
149	as244b02	44b. How about yourself? (2) Skipping class or school	discrete	numeric-1.0	2851	0	-
150	as244b03	44b. How about yourself? (3) Vandalizing	discrete	numeric-1.0	2851	0	-
151	as244b04	44b. How about yourself? (4) Stealing	discrete	numeric-1.0	2851	0	-

#	Name	Label	Type	Format	Valid	Invalid	Question
152	as244b05	44b. How about yourself? (5) Engaging in sexual behaviors	discrete	numeric-1.0	2851	0	-
153	as244b06	44b. How about yourself? (6) Hitting and injuring someone	discrete	numeric-1.0	2851	0	-
154	as244b07	44b. How about yourself? (7) Robbing somebody	discrete	numeric-1.0	2851	0	-
155	as244b08	44b. How about yourself? (8) Smoking or drinking alcohol	discrete	numeric-1.0	2851	0	-
156	as244b09	44b. How about yourself? (9) Chewing betel nut	discrete	numeric-1.0	2851	0	-
157	as244b10	44b. How about yourself? (10) Taking drugs (e.g., superglue, amphetamine, pentazocine)	discrete	numeric-1.0	2851	0	-
158	as245001	45. What kind of activities do you and your closest friends usually do? (Multiple selections possible) (1) Shopping, movies or concerts	discrete	numeric-1.0	2851	0	-
159	as245002	45. What kind of activities do you and your closest friends usually do? (Multiple selections possible) (2) Outdoor sports (e.g. playing ball, swimming, or mountain climbing)	discrete	numeric-1.0	2851	0	-
160	as245003	45. What kind of activities do you and your closest friends usually do? (Multiple selections possible) (3) Playing video games	discrete	numeric-1.0	2851	0	-
161	as245004	45. What kind of activities do you and your closest friends usually do? (Multiple selections possible) (4) Playing card games	discrete	numeric-1.0	2851	0	-
162	as245005	45. What kind of activities do you and your closest friends usually do? (Multiple selections possible) (5) Chatting	discrete	numeric-1.0	2851	0	-
163	as245006	45. What kind of activities do you and your closest friends usually do? (Multiple selections possible) (6) Discussing school work	discrete	numeric-1.0	2851	0	-
164	as245007	45. What kind of activities do you and your closest friends usually do? (Multiple selections possible) (7) Smoking, drinking alcohol, or taking drugs	discrete	numeric-1.0	2851	0	-
165	as245008	45. What kind of activities do you and your closest friends usually do? (Multiple selections possible) (8) Dancing	discrete	numeric-1.0	2851	0	-
166	as245009	45. What kind of activities do you and your closest	discrete	numeric-1.0	2851	0	-

#	Name	Label	Type	Format	Valid	Invalid	Question
		friends usually do? (Multiple selections possible) (9) Others, please explain:					
167	as246000	46. How many classmates live around your house?	discrete	numeric-1.0	2851	0	-
168	as247000	47. How many classmates have ever been to your home?	discrete	numeric-1.0	2851	0	-
169	as248000	48. Have you ever spend time to know what happened around your home?	discrete	numeric-1.0	2851	0	-
170	as249000	49. Do you think people in your neighborhood are willing to help others or care only about themselves?	discrete	numeric-1.0	2851	0	-
171	as250000	50. How many people in your neighborhood do you think know each other?	discrete	numeric-1.0	2851	0	-
172	as251000	51. How many neighbors do you usually interact with on a typical Sunday? (including saying hello, chatting, calling)	discrete	numeric-1.0	2851	0	-
173	as252001	52. Have you participated in the following activities around your residence? (Multiple selections possible) (1) Community sponsored activities	discrete	numeric-1.0	2851	0	-
174	as252002	52. Have you participated in the following activities around your residence? (Multiple selections possible) (2) Religious activities (sponsored by community church or temple)	discrete	numeric-1.0	2851	0	-
175	as252003	52. Have you participated in the following activities around your residence? (Multiple selections possible) (3) Activities that make use of public facilities (e.g., read books in libraries, play basketball in the gym)	discrete	numeric-1.0	2851	0	-
176	as252004	52. Have you participated in the following activities around your residence? (Multiple selections possible) (4) Others, please explain	discrete	numeric-1.0	2851	0	-
177	as252005	52. Have you participated in the following activities around your residence? (Multiple selections possible) (5) Not participating in any activity	discrete	numeric-1.0	2851	0	-
178	as253001	53. Do you normally keep up with the following news through mass media such as television, radio, newspaper, or internet? (Please answer	discrete	numeric-1.0	2851	0	-

#	Name	Label	Type	Format	Valid	Invalid	Question
		every question) (1) Local news					
179	as253002	53. Do you normally keep up with the following news through mass media such as television, radio, newspaper, or internet? (Please answer every question) (2) News related to education	discrete	numeric-1.0	2851	0	-
180	as253003	53. Do you normally keep up with the following news through mass media such as television, radio, newspaper, or internet? (Please answer every question) (3) Entertainment news	discrete	numeric-1.0	2851	0	-
181	as253004	53. Do you normally keep up with the following news through mass media such as television, radio, newspaper, or internet? (Please answer every question) (4) News related to society and security	discrete	numeric-1.0	2851	0	-
182	as253005	53. Do you normally keep up with the following news through mass media such as television, radio, newspaper, or internet? (Please answer every question) (5) News related to politics	discrete	numeric-1.0	2851	0	-
183	as253006	53. Do you normally keep up with the following news through mass media such as television, radio, newspaper, or internet? (Please answer every question) (6) National news	discrete	numeric-1.0	2851	0	-
184	as253007	53. Do you normally keep up with the following news through mass media such as television, radio, newspaper, or internet? (Please answer every question) (7) World news	discrete	numeric-1.0	2851	0	-

Group Personal Experience

#	Name	Label	Type	Format	Valid	Invalid	Question
1	as301001	1. How much do you agree with the following descriptions of yourself? (1) I cannot solve some personal problems	discrete	numeric-1.0	2851	0	-
2	as301002	1. How much do you agree with the following descriptions of yourself? (2) I cannot control what happened to me	discrete	numeric-1.0	2851	0	-
3	as301003	1. How much do you agree with the following	discrete	numeric-1.0	2851	0	-

#	Name	Label	Type	Format	Valid	Invalid	Question
		descriptions of yourself? (3) I feel weary and incapable of solving some daily problems					
4	as301004	1. How much do you agree with the following descriptions of yourself? (4) I am a valuable/worthy person	discrete	numeric-1.0	2851	0	-
5	as301005	1. How much do you agree with the following descriptions of yourself? (5) I don't have many things to be proud of	discrete	numeric-1.0	2851	0	-
6	as301006	1. How much do you agree with the following descriptions of yourself? (6) I am optimistic about myself	discrete	numeric-1.0	2851	0	-
7	as301007	1. How much do you agree with the following descriptions of yourself? (7) I am satisfied with myself	discrete	numeric-1.0	2851	0	-
8	as301008	1. How much do you agree with the following descriptions of yourself? (8) Sometimes I feel useless	discrete	numeric-1.0	2851	0	-
9	as301009	1. How much do you agree with the following descriptions of yourself? (9) Sometimes I feel that I don't have any desirable qualities	discrete	numeric-1.0	2851	0	-
10	as302000	2. Generally speaking, are you happy lately?	discrete	numeric-1.0	2851	0	-
11	as303000	3. How is your health situation?	discrete	numeric-1.0	2851	0	-
12	as304000	4. On average, how many hours do you sleep in a typical weekday (Monday to Friday)? _____ hours.	continuous	numeric-3.0	2851	0	-
13	as305000	5. How many hours do you usually sleep on the typical night before a holiday? _____ hours	continuous	numeric-3.0	2851	0	-
14	as306000	6. After entering the 3rd grade in middle school, how long do you spend preparing your homework? _____ hours.	continuous	numeric-3.0	2851	0	-
15	as306a00	6a. Comparing the current situation with the situation in the 2nd grade, how many (increasing) hours do you prepare for your homework? _____ hours.	continuous	numeric-3.0	2851	0	-
16	as307001	7. Will you do the following in these hypothetical situations? (1) If someone made a rule that I do not like, I would deliberately break it	discrete	numeric-1.0	2851	0	-
17	as307002	7. Will you do the following in these hypothetical	discrete	numeric-1.0	2851	0	-

#	Name	Label	Type	Format	Valid	Invalid	Question
		situations? (2) If someone yells/shouts at me, I would do the same to him/her					
18	as307003	7. Will you do the following in these hypothetical situations? (3) I would deliberately go against someone who nags at me	discrete	numeric-1.0	2851	0	-
19	as308001	8. Do you think the following statements well describe you? (1) I like to tell jokes or anecdotes at gatherings	discrete	numeric-1.0	2851	0	-
20	as308002	8. Do you think the following statements well describe you? (2) I like to decide what I want to do	discrete	numeric-1.0	2851	0	-
21	as308003	8. Do you think the following statements well describe you? (3) I like to share with my friends	discrete	numeric-1.0	2851	0	-
22	as308004	8. Do you think the following statements well describe you? (4) I like to follow traditions to avoid being different for people whom I care	discrete	numeric-1.0	2851	0	-
23	as308005	8. Do you think the following statements well describe you? (5) I like to be free to go anywhere I want	discrete	numeric-1.0	2851	0	-
24	as308006	8. Do you think the following statements well describe you? (6) I like to be the center of attention in a group	discrete	numeric-1.0	2851	0	-
25	as308007	8. Do you think the following statements well describe you? (7) I like to be free to do whatever I want to do	discrete	numeric-1.0	2851	0	-
26	as308008	8. Do you think the following statements well describe you? (8) I like to follow rules and do what others want me to do	discrete	numeric-1.0	2851	0	-
27	as308009	8. Do you think the following statements well describe you? (9) I like to have close relationship with my friends	discrete	numeric-1.0	2851	0	-
28	as308010	8. Do you think the following statements well describe you? (10) I prefer doing something together with my friends instead of doing it alone	discrete	numeric-1.0	2851	0	-
29	as308011	8. Do you think the following statements well describe you? (11) I like to join a warm and friendly club / organization	discrete	numeric-1.0	2851	0	-

#	Name	Label	Type	Format	Valid	Invalid	Question
30	as308012	8. Do you think the following statements well describe you? (12) I like to get advice from someone I respect when I am planning something	discrete	numeric-1.0	2851	0	-
31	as308013	8. Do you think the following statements well describe you? (13) I like people noticing my appearance when I am in public places	discrete	numeric-1.0	2851	0	-
32	as308014	8. Do you think the following statements well describe you? (14) I like to say something intelligent/smart for the others	discrete	numeric-1.0	2851	0	-
33	as308015	8. Do you think the following statements well describe you? (15) In a group setting, I like taking the back seat and let someone else lead	discrete	numeric-1.0	2851	0	-
34	as308016	8. Do you think the following statements well describe you? (16) I like doing things my way, despite what others might think	discrete	numeric-1.0	2851	0	-
35	as309001	9. The following statements are about personal attitude and characteristics. Please read each carefully and answer if it applies to you: (1) I would sometimes give up doing something because of the lack of self-esteem	discrete	numeric-1.0	2851	0	-
36	as309002	9. The following statements are about personal attitude and characteristics. Please read each carefully and answer if it applies to you: (2) I would sometimes pretend to be sick to avoid something	discrete	numeric-1.0	2851	0	-
37	as309003	9. The following statements are about personal attitude and characteristics. Please read each carefully and answer if it applies to you: (3) I would sometimes take advantage of others	discrete	numeric-1.0	2851	0	-
38	as309004	9. The following statements are about personal attitude and characteristics. Please read each carefully and answer if it applies to you: (4) I always admit my wrongdoing when I am at fault	discrete	numeric-1.0	2851	0	-
39	as309005	9. The following statements are about personal attitude and characteristics. Please read each carefully and answer if it applies to you: (5) I would sometimes get	discrete	numeric-1.0	2851	0	-

#	Name	Label	Type	Format	Valid	Invalid	Question
		even with others instead of forgiving them					
40	as309006	9. The following statements are about personal attitude and characteristics. Please read each carefully and answer if it applies to you: (6) I would sometimes envy and admire others' good luck	discrete	numeric-1.0	2851	0	-
41	as310001	10. Which gender do you think matching the following house chores? (1)Taking care of children	discrete	numeric-1.0	2851	0	-
42	as310002	10. Which gender do you think matching the following house chores? (2)Cooking	discrete	numeric-1.0	2851	0	-
43	as310003	10. Which gender do you think matching the following house chores? (3)Dish washing	discrete	numeric-1.0	2851	0	-
44	as310004	10. Which gender do you think matching the following house chores? (4)Car maintenance	discrete	numeric-1.0	2851	0	-
45	as310005	10. Which gender do you think matching the following house chores? (5)Clothes washing	discrete	numeric-1.0	2851	0	-
46	as310006	10. Which gender do you think matching the following house chores? (6)Clothes folding	discrete	numeric-1.0	2851	0	-
47	as310007	10. Which gender do you think matching the following house chores? (7)Taking out the trash	discrete	numeric-1.0	2851	0	-
48	as310008	10. Which gender do you think matching the following house chores? (8)Cleaning/ washing windows	discrete	numeric-1.0	2851	0	-
49	as310009	10. Which gender do you think matching the following house chores? (9)Doing the shopping	discrete	numeric-1.0	2851	0	-
50	as310010	10. Which gender do you think matching the following house chores? (10)Dropping off/picking up family members	discrete	numeric-1.0	2851	0	-
51	as310011	10. Which gender do you think matching the following house chores? (11)Cleaning/ sweeping	discrete	numeric-1.0	2851	0	-
52	as310012	10. Which gender do you think matching the following house chores? (12)Helping children with their homework	discrete	numeric-1.0	2851	0	-
53	as310013	10. Which gender do you think matching the following	discrete	numeric-1.0	2851	0	-

#	Name	Label	Type	Format	Valid	Invalid	Question
		house chores? (13)Playing with children					
54	as310014	10. Which gender do you think matching the following house chores? (14)Repairing electronics	discrete	numeric-1.0	2851	0	-
55	as311001	11. The following are some examples of career choices: According to your opinions, which gender do you think matches the following occupations? (1)Police officer	discrete	numeric-1.0	2851	0	-
56	as311002	11. The following are some examples of career choices: According to your opinions, which gender do you think matches the following occupations? (2)Military officer	discrete	numeric-1.0	2851	0	-
57	as311003	11. The following are some examples of career choices: According to your opinions, which gender do you think matches the following occupations? (3)Secretary	discrete	numeric-1.0	2851	0	-
58	as311004	11. The following are some examples of career choices: According to your opinions, which gender do you think matches the following occupations? (4)Nurse	discrete	numeric-1.0	2851	0	-
59	as311005	11. The following are some examples of career choices: According to your opinions, which gender do you think matches the following occupations? (5)Elementary school teacher	discrete	numeric-1.0	2851	0	-
60	as311006	11. The following are some examples of career choices: According to your opinions, which gender do you think matches the following occupations? (6)Taxi driver	discrete	numeric-1.0	2851	0	-
61	as311007	11. The following are some examples of career choices: According to your opinions, which gender do you think matches the following occupations? (7)Bus driver	discrete	numeric-1.0	2851	0	-
62	as311008	11. The following are some examples of career choices: According to your opinions, which gender do you think matches the following occupations? (8)Hairdresser	discrete	numeric-1.0	2851	0	-
63	as311009	11. The following are some examples of career choices: According to your opinions, which gender do you think matches the	discrete	numeric-1.0	2851	0	-

#	Name	Label	Type	Format	Valid	Invalid	Question
		following occupations? (9)Auto mechanic					
64	as311010	11. The following are some examples of career choices: According to your opinions, which gender do you think matches the following occupations? (10)Shopping mall attendant	discrete	numeric-1.0	2851	0	-
65	as311011	11. The following are some examples of career choices: According to your opinions, which gender do you think matches the following occupations? (11)Tailor	discrete	numeric-1.0	2851	0	-
66	as311012	11. The following are some examples of career choices: According to your opinions, which gender do you think matches the following occupations? (12)Engineer	discrete	numeric-1.0	2851	0	-
67	as311013	11. The following are some examples of career choices: According to your opinions, which gender do you think matches the following occupations? (13)Cementer	discrete	numeric-1.0	2851	0	-
68	as311014	11. The following are some examples of career choices: According to your opinions, which gender do you think matches the following occupations? (14)Air pilot	discrete	numeric-1.0	2851	0	-
69	as311015	11. The following are some examples of career choices: According to your opinions, which gender do you think matches the following occupations? 11)The following are some examples of career choices: According to your opinions, which gender do you think mat	discrete	numeric-1.0	2851	0	-
70	as311016	11. The following are some examples of career choices: According to your opinions, which gender do you think matches the following occupations? (16)Lawyer	discrete	numeric-1.0	2851	0	-
71	as311017	11. The following are some examples of career choices: According to your opinions, which gender do you think matches the following occupations? (17)Medical doctor	discrete	numeric-1.0	2851	0	-
72	as311018	11. The following are some examples of career choices: According to your opinions, which gender do you think matches the following	discrete	numeric-1.0	2851	0	-

#	Name	Label	Type	Format	Valid	Invalid	Question
		occupations? (18)Elementary school principal					
73	as311019	11. The following are some examples of career choices: According to your opinions, which gender do you think matches the following occupations? (19)County magistrate	discrete	numeric-1.0	2851	0	-
74	as311020	11. The following are some examples of career choices: According to your opinions, which gender do you think matches the following occupations? (20)Bank teller	discrete	numeric-1.0	2851	0	-
75	as312001	12. Did you have the following situation last week? How was the degree? (1)Headache	discrete	numeric-1.0	2851	0	-
76	as312002	12. Did you have the following situation last week? How was the degree? (2)Dizziness	discrete	numeric-1.0	2851	0	-
77	as312003	12. Did you have the following situation last week? How was the degree? (3)Loneliness	discrete	numeric-1.0	2851	0	-
78	as312004	12. Did you have the following situation last week? How was the degree? (4)Depressed	discrete	numeric-1.0	2851	0	-
79	as312005	12. Did you have the following situation last week? How was the degree? (5)Excessive anxiety	discrete	numeric-1.0	2851	0	-
80	as312006	12. Did you have the following situation last week? How was the degree? (6)Muscle pain	discrete	numeric-1.0	2851	0	-
81	as312007	12. Did you have the following situation last week? How was the degree? (7)Insomnia	discrete	numeric-1.0	2851	0	-
82	as312008	12. Did you have the following situation last week? How was the degree? (8)Numbness/tingling pain in certain parts of the body	discrete	numeric-1.0	2851	0	-
83	as312009	12. Did you have the following situation last week? How was the degree? (9)Feeling like your throat is clogged	discrete	numeric-1.0	2851	0	-
84	as312010	12. Did you have the following situation last week? How was the degree? (10)Weakness in certain parts of the body	discrete	numeric-1.0	2851	0	-

#	Name	Label	Type	Format	Valid	Invalid	Question
85	as312011	12. Did you have the following situation last week? How was the degree? (11)Desire to beat up or hurt someone	discrete	numeric-1.0	2851	0	-
86	as312012	12. Did you have the following situation last week? How was the degree? (12)Waking up too early in the morning and not falling asleep after you lay back down	discrete	numeric-1.0	2851	0	-
87	as312013	12. Did you have the following situation last week? How was the degree? (13)Not sleeping well or waking up constantly throughout your sleep	discrete	numeric-1.0	2851	0	-
88	as312014	12. Did you have the following situation last week? How was the degree? (14)Arguing with others frequently	discrete	numeric-1.0	2851	0	-
89	as312015	12. Did you have the following situation last week? How was the degree? (15)Yelling/screaming or throwing things	discrete	numeric-1.0	2851	0	-
90	as312016	12. Did you have the following situation last week? How was the degree? (16)Losing the will to live	discrete	numeric-1.0	2851	0	-
91	as312017	12. Did you have the following situation last week? How was the degree? (17)Others	discrete	numeric-1.0	2851	0	-
92	as313001	13. How satisfied are you with the following? (1)Academic performance	discrete	numeric-1.0	2851	0	-
93	as313002	13. How satisfied are you with the following? (2)Relationship with classmates and friends	discrete	numeric-1.0	2851	0	-
94	as313003	13. How satisfied are you with the following? (3)Relationship with father	discrete	numeric-1.0	2851	0	-
95	as313004	13. How satisfied are you with the following? (4)Relationship with mother	discrete	numeric-1.0	2851	0	-
96	as313005	13. How satisfied are you with the following? (5)Relationship with teachers	discrete	numeric-1.0	2851	0	-
97	as313006	13. How satisfied are you with the following? (6)Family financial condition	discrete	numeric-1.0	2851	0	-
98	as313007	13. How satisfied are you with the following? (7)Appearance	discrete	numeric-1.0	2851	0	-

#	Name	Label	Type	Format	Valid	Invalid	Question
99	as313008	13. How satisfied are you with the following? (8)Body figure	discrete	numeric-1.0	2851	0	-
100	as313009	13. How satisfied are you with the following? (9)Gender	discrete	numeric-1.0	2851	0	-
101	as314000	14. If there is no restriction, what would you like to work as? (single choice)	discrete	numeric-2.0	2851	0	-
102	as315001	15. Did any of the following happen last year? (1)I severed the tie with my close friend	discrete	numeric-1.0	2851	0	-
103	as315002	15. Did any of the following happen last year? (2)My sibling(s) ran away from home(0single child please ✓, do not circle this question)	discrete	numeric-1.0	2851	0	-
104	as315003	15. Did any of the following happen last year? (3)My parents divorced or separated	discrete	numeric-1.0	2851	0	-
105	as315004	15. Did any of the following happen last year? (4)My grades and ranking in class obviously dropped	discrete	numeric-1.0	2851	0	-
106	as315005	15. Did any of the following happen last year? (5)I started wearing glasses or dental braces	discrete	numeric-1.0	2851	0	-
107	as315006	15. Did any of the following happen last year? (6)My family became poorer	discrete	numeric-1.0	2851	0	-
108	as315007	15. Did any of the following happen last year? (7)My parents argued more often	discrete	numeric-1.0	2851	0	-
109	as315008	15. Did any of the following happen last year? (8)Father or mother was absent from home more often	discrete	numeric-1.0	2851	0	-
110	as315009	15. Did any of the following happen last year? (9)I had conflicts with classmates	discrete	numeric-1.0	2851	0	-
111	as315010	15. Did any of the following happen last year? (10)I was seriously ill or injured	discrete	numeric-1.0	2851	0	-
112	as315011	15. Did any of the following happen last year? (11)I transferred to another school	discrete	numeric-1.0	2851	0	-
113	as315012	15. Did any of the following happen last year? (12)I began smoking, drinking, and using drugs	discrete	numeric-1.0	2851	0	-
114	as315013	15. Did any of the following happen last year? (13)I caused some troubles at school	discrete	numeric-1.0	2851	0	-

#	Name	Label	Type	Format	Valid	Invalid	Question
115	as315014	15. Did any of the following happen last year? (14)I was prohibited from participating in major school activities (e.g., sports, band, or student clubs)	discrete	numeric-1.0	2851	0	-
116	as315015	15. Did any of the following happen last year? (15)I ran away from home	discrete	numeric-1.0	2851	0	-
117	as315016	15. Did any of the following happen last year? (16)My father or my mother got laid off	discrete	numeric-1.0	2851	0	-
118	as315017	15. Did any of the following happen last year? (17)I argued with my parents more often	discrete	numeric-1.0	2851	0	-
119	as315018	15. Did any of the following happen last year? (18)My pet died	discrete	numeric-1.0	2851	0	-
120	as315019	15. Did any of the following happen last year? (19)My father or my mother passed away	discrete	numeric-1.0	2851	0	-
121	as315020	15. Did any of the following happen last year? (20)My close relative passed away	discrete	numeric-1.0	2851	0	-
122	as316000	15. Have you grown taller recently?	discrete	numeric-1.0	2851	0	-
123	as317000	17. What's the growth condition of your body hair (armpit hair and pubes) ?	discrete	numeric-1.0	2851	0	-
124	as318000	18. Do you have acne?	discrete	numeric-1.0	2851	0	-
125	as319000	19. Have your voice changed?	discrete	numeric-1.0	2851	0	-
126	as320000	20. Have you gained weight recently?	discrete	numeric-1.0	2851	0	-
127	as321000	21. Have you begun to grow beard?	discrete	numeric-1.0	2851	0	-
128	as322000	22. Have your menstruation come?	discrete	numeric-1.0	2851	0	-
129	as322a00	22. Have your menstruation come?When?	discrete	numeric-1.0	2851	0	-
130	as322a01	22a.Have your menstruation come?Which grade it happened?	discrete	numeric-1.0	2851	0	-
131	as323000	23. How many students are there in your class? _____students	continuous	numeric-2.0	2851	0	-
132	as323a00	23a. How many students were there in your class when you were in the 6th grade in primary school?	continuous	numeric-2.0	2851	0	-

Group astime							
#	Name	Label	Type	Format	Valid	Invalid	Question
1	astimey	Year of Research	discrete	numeric-1.0	2851	0	-
2	astimem	Month of Research	discrete	numeric-1.0	2851	0	-

Variables Description

Dataset contains 560 variable(s)

File : C00176_1en			
# asprojec: Sample Description			
Information		[Type= discrete] [Format=numeric] [Range= 1-2] [Missing=*]	
Statistics [NW/ W]		[Valid=2851 /-] [Invalid=0 /-]	
Value	Label	Cases	Percentage
1	9th grade	2851	100.0%
2	7th grade	0	
Warning: these figures indicate the number of cases found in the data file. They cannot be interpreted as summary statistics of the population of interest.			
# aswave: Wave of Survey			
Information		[Type= discrete] [Format=numeric] [Range= 1-1] [Missing=*]	
Statistics [NW/ W]		[Valid=2851 /-] [Invalid=0 /-]	
Value	Label	Cases	Percentage
1	1st year	2851	100.0%
Warning: these figures indicate the number of cases found in the data file. They cannot be interpreted as summary statistics of the population of interest.			
# id: Sample Identification			
Information		[Type= continuous] [Format=numeric] [Range= 1-1171] [Missing=*]	
Statistics [NW/ W]		[Valid=2851 /-] [Invalid=0 /-] [Mean=505.603 /-] [StdDev=313.529 /-]	
# id1: Sample New Identification			
Information		[Type= continuous] [Format=numeric] [Range= 10001-30647] [Missing=*]	
Statistics [NW/ W]		[Valid=2851 /-] [Invalid=0 /-] [Mean=19120.124 /-] [StdDev=7507.704 /-]	
# classno: Original Grade in Junior high School			
Information		[Type= continuous] [Format=numeric] [Range= 82-162] [Missing=*]	
Statistics [NW/ W]		[Valid=2851 /-] [Invalid=0 /-] [Mean=123.431 /-] [StdDev=22.715 /-]	
# asrespon: Survey Respondent			
Information		[Type= discrete] [Format=numeric] [Range= 1-3] [Missing=*]	
Statistics [NW/ W]		[Valid=2851 /-] [Invalid=0 /-]	
Value	Label	Cases	Percentage
1	Student	2851	100.0%
2	Teacher	0	
3	Parents	0	
Warning: these figures indicate the number of cases found in the data file. They cannot be interpreted as summary statistics of the population of interest.			
# assex: Gender			
Information		[Type= discrete] [Format=numeric] [Range= 1-2] [Missing=*]	
Statistics [NW/ W]		[Valid=2851 /-] [Invalid=0 /-]	
Value	Label	Cases	Percentage
1	Male	1428	50.1%
2	Female	1423	49.9%
Warning: these figures indicate the number of cases found in the data file. They cannot be interpreted as summary statistics of the population of interest.			
# asbirth: Year of birth			
Information		[Type= continuous] [Format=numeric] [Range= 70-99] [Missing=*]	
Statistics [NW/ W]		[Valid=2851 /-] [Invalid=0 /-]	

File : C00176_1en

asbirth: Year of birth

Value	Label	Cases	Percentage
99	Missing	1	<div><div></div></div> 100.0%

Warning: these figures indicate the number of cases found in the data file. They cannot be interpreted as summary statistics of the population of interest.

asflife: Father's biological Status

Information	[Type= discrete] [Format=numeric] [Range= 0-3] [Missing=*]
Statistics [NW/ W]	[Valid=2851 /-] [Invalid=0 /-]

Value	Label	Cases	Percentage
0	Not Applicable	4	<div><div></div></div> 0.1%
1	Living	2766	<div><div></div></div> 97.0%
2	Deceased	81	<div><div></div></div> 2.8%
3	Not Applicable	0	

Warning: these figures indicate the number of cases found in the data file. They cannot be interpreted as summary statistics of the population of interest.

asflife: Reside with Father?

Information	[Type= discrete] [Format=numeric] [Range= 0-3] [Missing=*]
Statistics [NW/ W]	[Valid=2851 /-] [Invalid=0 /-]

Value	Label	Cases	Percentage
0	Not Applicable	81	<div><div></div></div> 2.8%
1	Yes	2592	<div><div></div></div> 90.9%
2	No	178	<div><div></div></div> 6.2%
3	Not Applicable	0	

Warning: these figures indicate the number of cases found in the data file. They cannot be interpreted as summary statistics of the population of interest.

asfedu: Father's Level of Education

Information	[Type= discrete] [Format=numeric] [Range= 0-9] [Missing=*]
Statistics [NW/ W]	[Valid=2851 /-] [Invalid=0 /-]

Value	Label	Cases	Percentage
0	Not Applicable	21	<div><div></div></div> 0.7%
1	Elementary School	487	<div><div></div></div> 17.1%
2	Junior high school	714	<div><div></div></div> 25.0%
3	Senior high school	657	<div><div></div></div> 23.0%
4	Vocational senior high school	263	<div><div></div></div> 9.2%
5	Junior College(2 and 5 years)	215	<div><div></div></div> 7.5%
6	University	304	<div><div></div></div> 10.7%
7	Graduate School	80	<div><div></div></div> 2.8%
8	Never reciced forma education	16	<div><div></div></div> 0.6%
9	Missing	94	<div><div></div></div> 3.3%

Warning: these figures indicate the number of cases found in the data file. They cannot be interpreted as summary statistics of the population of interest.

asmlife: Mother's biological Status

Information	[Type= discrete] [Format=numeric] [Range= 0-3] [Missing=*]
Statistics [NW/ W]	[Valid=2851 /-] [Invalid=0 /-]

Value	Label	Cases	Percentage
0	Not Applicable	9	<div><div></div></div> 0.3%

File : C00176_1en

asmlife: Mother's biological Status

Value	Label	Cases	Percentage
1	Living	2823	99.0%
2	Deceased	19	0.7%
3	'Not Applicable	0	

Warning: these figures indicate the number of cases found in the data file. They cannot be interpreted as summary statistics of the population of interest.

asmlive: Reside with Mother?

Information	[Type= discrete] [Format=numeric] [Range= 0-3] [Missing=*]
Statistics [NW/ W]	[Valid=2851 /-] [Invalid=0 /-]

Value	Label	Cases	Percentage
0	Not Applicable	19	0.7%
1	Yes	2666	93.5%
2	No	166	5.8%
3	Not Applicable	0	

Warning: these figures indicate the number of cases found in the data file. They cannot be interpreted as summary statistics of the population of interest.

asmedu: Mother Level of Education

Information	[Type= discrete] [Format=numeric] [Range= 0-9] [Missing=*]
Statistics [NW/ W]	[Valid=2851 /-] [Invalid=0 /-]

Value	Label	Cases	Percentage
0	Not Applicable	17	0.6%
1	Elementary School	636	22.3%
2	Junior high school	719	25.2%
3	Senior high school	596	20.9%
4	Vocationa senior high schooll	362	12.7%
5	Junior College(2 and 5 years)	179	6.3%
6	University	198	6.9%
7	Graduate School	26	0.9%
8	Never reciced forma education	28	1.0%
9	Missing	90	3.2%

Warning: these figures indicate the number of cases found in the data file. They cannot be interpreted as summary statistics of the population of interest.

asfaoc: Father's occupation

Information	[Type= continuous] [Format=numeric] [Range= 0-99] [Missing=*]
Statistics [NW/ W]	[Valid=2851 /-] [Invalid=0 /-]

Value	Label	Cases	Percentage
0	Not Applicable	71	50.4%
99	Missing	70	49.6%

Warning: these figures indicate the number of cases found in the data file. They cannot be interpreted as summary statistics of the population of interest.

asmaoc: Mother's occupation

Information	[Type= continuous] [Format=numeric] [Range= 0-99] [Missing=*]
Statistics [NW/ W]	[Valid=2851 /-] [Invalid=0 /-]

Value	Label	Cases	Percentage
0	Not Applicable	33	35.9%
99	Missing	59	64.1%

File : C00176_1en

asmaoc: Mother's occupation

Warning: these figures indicate the number of cases found in the data file. They cannot be interpreted as summary statistics of the population of interest.

asincome: Average monthly Family income(both parents)

Information [Type= discrete] [Format=numeric] [Range= 0-99] [Missing=*]

Statistics [NW/ W] [Valid=2851 /-] [Invalid=0 /-]

Value	Label	Cases	Percentage
0	Not Applicable	0	
1	Not over NT\$30,000	342	12.0%
2	NT\$30,000-NT\$49,999	684	24.0%
3	NT\$50,000-NT\$59,999	584	20.5%
4	NT\$60,000-NT\$69,999	227	8.0%
5	NT\$70,000-NT\$79,999	254	8.9%
6	NT\$80,000-NT\$89,999	114	4.0%
7	NT\$90,000-NT\$99,999	132	4.6%
8	NT\$100,000-NT\$109,999	106	3.7%
9	NT\$110,000-NT\$119,999	87	3.1%
10	NT\$120,000-NT\$129,999	44	1.5%
11	NT\$130,000-NT\$139,999	41	1.4%
12	NT\$140,000-NT\$149,999	27	0.9%
13	NT\$150,000 Over	89	3.1%
99	Missing	120	4.2%

Warning: these figures indicate the number of cases found in the data file. They cannot be interpreted as summary statistics of the population of interest.

as101000: 1. How many of your classmates are your good friends?

Information [Type= discrete] [Format=numeric] [Range= 1-9] [Missing=*]

Statistics [NW/ W] [Valid=2851 /-] [Invalid=0 /-]

Value	Label	Cases	Percentage
1	Almost everyone	693	24.3%
2	Most of the classmates	1258	44.1%
3	Near half of the classmates	783	27.5%
4	A few of the classmates	80	2.8%
5	Nearly none	28	1.0%
9	Missing	9	0.3%

Warning: these figures indicate the number of cases found in the data file. They cannot be interpreted as summary statistics of the population of interest.

as102000: 2. How many people do you know from other classes of your grade at your school?

Information [Type= discrete] [Format=numeric] [Range= 1-9] [Missing=*]

Statistics [NW/ W] [Valid=2851 /-] [Invalid=0 /-]

Value	Label	Cases	Percentage
1	I don't know anyone outside of my own classroom	16	0.6%
2	Less than 5 students	150	5.3%
3	6-9 students	312	10.9%
4	1-19 students	485	17.0%
5	2-29 students	478	16.8%
6	3-49 students	489	17.2%






File : C00176_1en**# as102000: 2. How many people do you know from other classes of your grade at your school?**

Value	Label	Cases	Percentage
7	More than 5 students	912	 32.0%
9	Missing	9	 0.3%

Warning: these figures indicate the number of cases found in the data file. They cannot be interpreted as summary statistics of the population of interest.

as103000: 3. How often do you worry about being unpopular among your classmates?




Information	[Type= discrete] [Format=numeric] [Range= 1-9] [Missing=*]
Statistics [NW/ W]	[Valid=2851 /-] [Invalid=0 /-]

Value	Label	Cases	Percentage
1	Almost always	265	 9.3%
2	Sometimes	1247	 43.7%
3	Seldom	890	 31.2%
4	Almost never	441	 15.5%
9	Missing	8	 0.3%

Warning: these figures indicate the number of cases found in the data file. They cannot be interpreted as summary statistics of the population of interest.

as104000: 4. After entering the 3rd grade in middle school, do you drift apart from your previous friends?





Information	[Type= discrete] [Format=numeric] [Range= 1-9] [Missing=*]
Statistics [NW/ W]	[Valid=2851 /-] [Invalid=0 /-]

Value	Label	Cases	Percentage
1	Yes	1563	 54.8%
2	No (please skip to the 5th question)	1280	 44.9%
9	Missing	8	 0.3%

Warning: these figures indicate the number of cases found in the data file. They cannot be interpreted as summary statistics of the population of interest.

as104a01: 4a. After entering the 3rd grade in middle school, do you drift apart from your previous friends? (multiple selection available) If yes, what is/are the reason(s)? (1) Academic competition.

Information	[Type= discrete] [Format=numeric] [Range= 0-9] [Missing=*]
Statistics [NW/ W]	[Valid=2851 /-] [Invalid=0 /-]

Value	Label	Cases	Percentage
0	Skipped	1279	 44.9%
1	Yes	60	 2.1%
2	No	1498	 52.5%
9	Missing	14	 0.5%

Warning: these figures indicate the number of cases found in the data file. They cannot be interpreted as summary statistics of the population of interest.

as104a02: 4a. After entering the 3rd grade in middle school, do you drift apart from your previous friends? [multiple selection available] If yes, what is/are the reason(s)? (2) Incompatible personality.

Information	[Type= discrete] [Format=numeric] [Range= 0-9] [Missing=*]
Statistics [NW/ W]	[Valid=2851 /-] [Invalid=0 /-]

Value	Label	Cases	Percentage
0	Skipped	1281	 44.9%
1	Yes	130	 4.6%
2	No	1426	 50.0%
9	Missing	14	 0.5%

Warning: these figures indicate the number of cases found in the data file. They cannot be interpreted as summary statistics of the population of interest.

File : C00176_1en

as104a03: 4a. After entering the 3rd grade in middle school, do you drift apart from your previous friends? [multiple selection available] If yes, what is/are the reason(s)? (3) Argument.

Information [Type= discrete] [Format=numeric] [Range= 0-9] [Missing=*]

Statistics [NW/ W] [Valid=2851 /-] [Invalid=0 /-]

Value	Label	Cases	Percentage
0	Skipped	1280	44.9%
1	Yes	89	3.1%
2	No	1467	51.5%
9	Missing	15	0.5%

Warning: these figures indicate the number of cases found in the data file. They cannot be interpreted as summary statistics of the population of interest.

as104a04: 4a.After entering the 3rd grade in middle school, do you drift apart from your previous friends? [multiple selection available] If yes, what is/are the reason(s)? (4) Less time to get along with each other.

Information [Type= discrete] [Format=numeric] [Range= 0-9] [Missing=*]

Statistics [NW/ W] [Valid=2851 /-] [Invalid=0 /-]

Value	Label	Cases	Percentage
0	Skipped	1280	44.9%
1	Yes	1350	47.4%
2	No	206	7.2%
9	Missing	15	0.5%

Warning: these figures indicate the number of cases found in the data file. They cannot be interpreted as summary statistics of the population of interest.

as104a05: 4a.After entering the 3rd grade in middle school, do you drift apart from your previous friends? [multiple selection available] If yes, what is/are the reason(s)? (4) Less time to get along with each other (5) Others, please specify.

Information [Type= discrete] [Format=numeric] [Range= 0-9] [Missing=*]

Statistics [NW/ W] [Valid=2851 /-] [Invalid=0 /-]

Value	Label	Cases	Percentage
0	Skipped	1279	44.9%
1	Yes	73	2.6%
2	No	1482	52.0%
9	Missing	17	0.6%

Warning: these figures indicate the number of cases found in the data file. They cannot be interpreted as summary statistics of the population of interest.

as105001: 5. How much do you agree with the following descriptions of your best friends? (1) They care about me.

Information [Type= discrete] [Format=numeric] [Range= 1-9] [Missing=*]

Statistics [NW/ W] [Valid=2851 /-] [Invalid=0 /-]

Value	Label	Cases	Percentage
1	Strongly agree	1061	37.2%
2	Agree	1604	56.3%
3	Disagree	151	5.3%
4	Strongly disagree	26	0.9%
9	Missing	9	0.3%


Warning: these figures indicate the number of cases found in the data file. They cannot be interpreted as summary statistics of the population of interest.

File : C00176_1en

as105002: 5. How much do you agree with the following descriptions of your best friends? (2) They often help me when I am in need.

Information [Type= discrete] [Format=numeric] [Range= 1-9] [Missing=*]

Statistics [NW/ W] [Valid=2851 /-] [Invalid=0 /-]






Value	Label	Cases	Percentage
1	Strongly agree	1323	 46.4%
2	Agree	1373	 48.2%
3	Disagree	124	 4.3%
4	Strongly disagree	22	 0.8%
9	Missing	9	 0.3%

Warning: these figures indicate the number of cases found in the data file. They cannot be interpreted as summary statistics of the population of interest.

as105003: 5. How much do you agree with the following descriptions of your best friends? (3) They always give me comfort when I experience setback.

Information [Type= discrete] [Format=numeric] [Range= 1-9] [Missing=*]

Statistics [NW/ W] [Valid=2851 /-] [Invalid=0 /-]






Value	Label	Cases	Percentage
1	Strongly agree	1142	 40.1%
2	Agree	1268	 44.5%
3	Disagree	361	 12.7%
4	Strongly disagree	70	 2.5%
9	Missing	10	 0.4%

Warning: these figures indicate the number of cases found in the data file. They cannot be interpreted as summary statistics of the population of interest.

as105a01: 5a. How many plans do you think they would do the following after graduating? (1)Working full time.

Information [Type= discrete] [Format=numeric] [Range= 1-9] [Missing=*]

Statistics [NW/ W] [Valid=2851 /-] [Invalid=0 /-]






Value	Label	Cases	Percentage
1	All	16	 0.6%
2	Most	180	 6.3%
3	Some	1327	 46.5%
4	None	1312	 46.0%
9	Missing	16	 0.6%

Warning: these figures indicate the number of cases found in the data file. They cannot be interpreted as summary statistics of the population of interest.

as105a02: 5a. How many plans do you think they would do the following after graduating? (2) Be an apprentice.

Information [Type= discrete] [Format=numeric] [Range= 1-9] [Missing=*]

Statistics [NW/ W] [Valid=2851 /-] [Invalid=0 /-]

Value	Label	Cases	Percentage
1	All	15	 0.5%
2	Most	105	 3.7%
3	Some	1334	 46.8%
4	None	1376	 48.3%
9	Missing	21	 0.7%

Warning: these figures indicate the number of cases found in the data file. They cannot be interpreted as summary statistics of the population of interest.

File : C00176_1en

as105a03: 5a. How many plans do you think they would do the following after graduating? (3) Attend technical/vocational school.

Information [Type= discrete] [Format=numeric] [Range= 1-9] [Missing=*]

Statistics [NW/ W] [Valid=2851 /-] [Invalid=0 /-]

Value	Label	Cases	Percentage
1	All	117	4.1%
2	Most	1374	48.2%
3	Some	1243	43.6%
4	None	106	3.7%
9	Missing	11	0.4%

Warning: these figures indicate the number of cases found in the data file. They cannot be interpreted as summary statistics of the population of interest.

as105a04: 5a. How many plans do you think they would do the following after graduating? (4) Attend high schools and continue academic study.

Information [Type= discrete] [Format=numeric] [Range= 1-9] [Missing=*]

Statistics [NW/ W] [Valid=2851 /-] [Invalid=0 /-]

Value	Label	Cases	Percentage
1	All	188	6.6%
2	Most	1718	60.3%
3	Some	847	29.7%
4	None	89	3.1%
9	Missing	9	0.3%

Warning: these figures indicate the number of cases found in the data file. They cannot be interpreted as summary statistics of the population of interest.

as105b00: 5b. What do you plan to do after graduation?

Information [Type= discrete] [Format=numeric] [Range= 1-9] [Missing=*]

Statistics [NW/ W] [Valid=2851 /-] [Invalid=0 /-]

Value	Label	Cases	Percentage
1	Working full time	49	1.7%
2	Being an apprentice	77	2.7%
3	Attending technical/vocational school	1288	45.2%
4	Attend high schools and continue academic study	1373	48.2%
5	Others, please explain	54	1.9%
9	Missing	10	0.4%

Warning: these figures indicate the number of cases found in the data file. They cannot be interpreted as summary statistics of the population of interest.

as106000: 6. What type of house do you live in?

Information [Type= discrete] [Format=numeric] [Range= 1-9] [Missing=*]

Statistics [NW/ W] [Valid=2851 /-] [Invalid=0 /-]

Value	Label	Cases	Percentage
1	Apartment	1447	50.8%
2	Terraced house	333	11.7%
3	Apartment equipped with elevator	362	12.7%
4	House	629	22.1%
5	Traditional Chinese house with courtyard	35	1.2%
6	Others, please explain	36	1.3%

File : C00176_1en

as106000: 6. What type of house do you live in?

Value	Label	Cases	Percentage
9	Missing	9	0.3%

Warning: these figures indicate the number of cases found in the data file. They cannot be interpreted as summary statistics of the population of interest.

as107000: 7. How long has it been since your family lived in the current house? ____ years.

Information	[Type= continuous] [Format=numeric] [Range= 0-99] [Missing=*]
Statistics [NW/ W]	[Valid=2851 /-] [Invalid=0 /-]

Value	Label	Cases	Percentage
98	Living there for generations	1	1.9%
99	Missing	52	98.1%

Warning: these figures indicate the number of cases found in the data file. They cannot be interpreted as summary statistics of the population of interest.

as108001: 8. How do you usually go to school? (multiple selection available) (1) On foot.

Information	[Type= discrete] [Format=numeric] [Range= 1-9] [Missing=*]
Statistics [NW/ W]	[Valid=2851 /-] [Invalid=0 /-]

Value	Label	Cases	Percentage
1	Yes	1481	51.9%
2	No	1369	48.0%
9	Missing	1	0.0%

Warning: these figures indicate the number of cases found in the data file. They cannot be interpreted as summary statistics of the population of interest.

as108002: 8. How do you usually go to school? (multiple selection available) (2) By bicycle.

Information	[Type= discrete] [Format=numeric] [Range= 1-9] [Missing=*]
Statistics [NW/ W]	[Valid=2851 /-] [Invalid=0 /-]

Value	Label	Cases	Percentage
1	Yes	651	22.8%
2	No	2199	77.1%
9	Missing	1	0.0%

Warning: these figures indicate the number of cases found in the data file. They cannot be interpreted as summary statistics of the population of interest.

as108003: 8. How do you usually go to school? (multiple selection available) (3) By car.

Information	[Type= discrete] [Format=numeric] [Range= 1-9] [Missing=*]
Statistics [NW/ W]	[Valid=2851 /-] [Invalid=0 /-]

Value	Label	Cases	Percentage
1	Yes	659	23.1%
2	No	2191	76.9%
9	Missing	1	0.0%

Warning: these figures indicate the number of cases found in the data file. They cannot be interpreted as summary statistics of the population of interest.

as108004: 8. How do you usually go to school? (multiple selection available) (4) By public transport (train, public bus, metro, school bus).

Information	[Type= discrete] [Format=numeric] [Range= 1-9] [Missing=*]
Statistics [NW/ W]	[Valid=2851 /-] [Invalid=0 /-]

Value	Label	Cases	Percentage
1	Yes	742	26.0%
2	No	2108	73.9%

File : C00176_1en**# as108004: 8. How do you usually go to school? (multiple selection available) (4) By public transport (train, public bus, metro, school bus).**

Value	Label	Cases	Percentage
9	Missing	1	0.0%

*Warning: these figures indicate the number of cases found in the data file. They cannot be interpreted as summary statistics of the population of interest.***# as108005: 8. How do you usually go to school? (multiple selection available) (5) Others, please explain.**

Information	[Type= discrete] [Format=numeric] [Range= 1-9] [Missing=*]
Statistics [NW/ W]	[Valid=2851 /-] [Invalid=0 /-]

Value	Label	Cases	Percentage
1	Yes	33	1.2%
2	No	2817	98.8%
9	Missing	1	0.0%

*Warning: these figures indicate the number of cases found in the data file. They cannot be interpreted as summary statistics of the population of interest.***# as109000: 9. How long does it take for you to go to your school? ____ minutes.**

Information	[Type= continuous] [Format=numeric] [Range= 0-99] [Missing=*]
Statistics [NW/ W]	[Valid=2851 /-] [Invalid=0 /-]

Value	Label	Cases	Percentage
98	98 or over 98	2	16.7%
99	Missing	10	83.3%

*Warning: these figures indicate the number of cases found in the data file. They cannot be interpreted as summary statistics of the population of interest.***# as110000: 10. Do you like the environment around your residence?**

Information	[Type= discrete] [Format=numeric] [Range= 1-9] [Missing=*]
Statistics [NW/ W]	[Valid=2851 /-] [Invalid=0 /-]

Value	Label	Cases	Percentage
1	Yes, very much	502	17.6%
2	Yes	1659	58.2%
3	No	300	10.5%
4	Not at all	51	1.8%
5	It doesn't matter	336	11.8%
9	Missing	3	0.1%

*Warning: these figures indicate the number of cases found in the data file. They cannot be interpreted as summary statistics of the population of interest.***# as111000: 11. What do you feel about the security around your residence area?**







Information	[Type= discrete] [Format=numeric] [Range= 1-9] [Missing=*]
Statistics [NW/ W]	[Valid=2851 /-] [Invalid=0 /-]

Value	Label	Cases	Percentage
1	Very good	641	22.5%
2	Good	1791	62.8%
3	Not so good	301	10.6%
4	Very bad	49	1.7%
5	No idea	66	2.3%
9	Missing	3	0.1%

Warning: these figures indicate the number of cases found in the data file. They cannot be interpreted as summary statistics of the population of interest.







File : C00176_1en

as112f00: 12. What are the ethnic backgrounds of your parents? Father:

Information	[Type= discrete] [Format=numeric] [Range= 0-9] [Missing=*]		
Statistics [NW/ W]	[Valid=2851 /-] [Invalid=0 /-]		
Value	Label	Cases	Percentage
0	Not applicable or Skip	0	
1	Mingnan (southern Fujian)	2189	 76.8%
2	The Hakkas	199	 7.0%
3	Chinese Mainlander	390	 13.7%
4	Indigenous People	25	 0.9%
5	Others, please explain	33	 1.2%
9	Missing	15	 0.5%









Warning: these figures indicate the number of cases found in the data file. They cannot be interpreted as summary statistics of the population of interest.

as112m00: 12. What are the ethnic backgrounds of your parents? Mother:

Information	[Type= discrete] [Format=numeric] [Range= 0-9] [Missing=*]		
Statistics [NW/ W]	[Valid=2851 /-] [Invalid=0 /-]		
Value	Label	Cases	Percentage
0	Not applicable or Skip	0	
1	Mingnan (southern Fujian)	2191	 76.9%
2	The Hakkas	225	 7.9%
3	Chinese Mainlander	326	 11.4%
4	Indigenous People	31	 1.1%
5	Others, please explain	54	 1.9%
9	Missing	24	 0.8%



Warning: these figures indicate the number of cases found in the data file. They cannot be interpreted as summary statistics of the population of interest.

as113000: 13. How is the marital status of your parents? (single selection)

Information	[Type= discrete] [Format=numeric] [Range= 1-9] [Missing=*]		
Statistics [NW/ W]	[Valid=2851 /-] [Invalid=0 /-]		
Value	Label	Cases	Percentage
1	My parents live together	2459	 86.3%
2	My father passed away	76	 2.7%
3	My mother passed away	18	 0.6%
4	My parents divorced	172	 6.0%
5	My parents separated	86	 3.0%
6	My parents divorced but still live together	22	 0.8%
7	Others, please explain:	15	 0.5%
9	Missing	3	 0.1%

Warning: these figures indicate the number of cases found in the data file. They cannot be interpreted as summary statistics of the population of interest.

as114000: 14. Do you currently live with your parents? (single selection)

Information	[Type= discrete] [Format=numeric] [Range= 1-9] [Missing=*]		
Statistics [NW/ W]	[Valid=2851 /-] [Invalid=0 /-]		
Value	Label	Cases	Percentage
1	I live with my biological parents	2425	 85.1%
2	I live with father and stepmother	34	 1.2%

File : C00176_1en

as114000: 14. Do you currently live with your parents? (single selection)

Value	Label	Cases	Percentage
3	I live with mother and stepfather	22	0.8%
4	I live with father	101	3.5%
5	I live with mother	192	6.7%
6	I live with Others, please explain:	75	2.6%
9	Missing	2	0.1%

Warning: these figures indicate the number of cases found in the data file. They cannot be interpreted as summary statistics of the population of interest.

as115001: 15. Besides your parents and siblings, who Others do you reside with? (multiple selections possible) (1) Great-grandfather (paternal).

Information	[Type= discrete] [Format=numeric] [Range= 1-9] [Missing=*]
Statistics [NW/ W]	[Valid=2851 /-] [Invalid=0 /-]

Value	Label	Cases	Percentage
1	Yes	344	12.1%
2	No	2505	87.9%
9	Missing	2	0.1%










Warning: these figures indicate the number of cases found in the data file. They cannot be interpreted as summary statistics of the population of interest.

as115002: 15. Besides your parents and siblings, who Others do you reside with? (multiple selections possible) (2) Great-grandmother (paternal).

Information	[Type= discrete] [Format=numeric] [Range= 1-9] [Missing=*]
Statistics [NW/ W]	[Valid=2851 /-] [Invalid=0 /-]

Value	Label	Cases	Percentage
1	Yes	552	19.4%
2	No	2297	80.6%
9	Missing	2	0.1%

Warning: these figures indicate the number of cases found in the data file. They cannot be interpreted as summary statistics of the population of interest.

# as115003: 15. Besides your parents and siblings, who Others do you reside with? (multiple selections possible) (3) Great-grandfather (maternal).			
Information		[Type= discrete] [Format=numeric] [Range= 1-9] [Missing=*]	
Statistics [NW/ W]		[Valid=2851 /-] [Invalid=0 /-]	
Value	Label	Cases	Percentage
1	Yes	50	 1.8%
2	No	2799	 98.2%
9	Missing	2	0.1%
<i>Warning: these figures indicate the number of cases found in the data file. They cannot be interpreted as summary statistics of the population of interest.</i>			
# as115004: 15. Besides your parents and siblings, who Others do you reside with? (multiple selections possible) (4) Great-grandmother (maternal).			
Information		[Type= discrete] [Format=numeric] [Range= 1-9] [Missing=*]	
Statistics [NW/ W]		[Valid=2851 /-] [Invalid=0 /-]	
Value	Label	Cases	Percentage
1	Yes	86	 3.0%
2	No	2763	 96.9%
9	Missing	2	0.1%
<i>Warning: these figures indicate the number of cases found in the data file. They cannot be interpreted as summary statistics of the population of interest.</i>			
# as115005: 15. Besides your parents and siblings, who Others do you reside with? (multiple selections possible) (5) Uncle (paternal) or uncle's wife.			
Information		[Type= discrete] [Format=numeric] [Range= 1-9] [Missing=*]	
Statistics [NW/ W]		[Valid=2851 /-] [Invalid=0 /-]	
Value	Label	Cases	Percentage
1	Yes	152	 5.3%
2	No	2697	 94.6%
9	Missing	2	0.1%
<i>Warning: these figures indicate the number of cases found in the data file. They cannot be interpreted as summary statistics of the population of interest.</i>			
# as115006: 15. Besides your parents and siblings, who Others do you reside with? (multiple selections possible) (6) Aunt (paternal) or aunt's husband.			
Information		[Type= discrete] [Format=numeric] [Range= 1-9] [Missing=*]	
Statistics [NW/ W]		[Valid=2851 /-] [Invalid=0 /-]	
Value	Label	Cases	Percentage
1	Yes	80	 2.8%
2	No	2769	 97.1%
9	Missing	2	0.1%
<i>Warning: these figures indicate the number of cases found in the data file. They cannot be interpreted as summary statistics of the population of interest.</i>			
# as115007: 15. Besides your parents and siblings, who Others do you reside with? (multiple selections possible) (7) Uncle (maternal) or uncle's wife.			
Information		[Type= discrete] [Format=numeric] [Range= 1-9] [Missing=*]	
Statistics [NW/ W]		[Valid=2851 /-] [Invalid=0 /-]	
Value	Label	Cases	Percentage
1	Yes	88	 3.1%
2	No	2761	 96.8%
9	Missing	2	0.1%
<i>Warning: these figures indicate the number of cases found in the data file. They cannot be interpreted as summary statistics of the population of interest.</i>			

# as115008: 15. Besides your parents and siblings, who Others do you reside with? (multiple selections possible) (8) Aunt (maternal) or aunt's husband.			
Information		[Type= discrete] [Format=numeric] [Range= 1-9] [Missing=*]	
Statistics [NW/ W]		[Valid=2851 /-] [Invalid=0 /-]	
Value	Label	Cases	Percentage
1	Yes	63	2.2%
2	No	2786	97.7%
9	Missing	2	0.1%
<i>Warning: these figures indicate the number of cases found in the data file. They cannot be interpreted as summary statistics of the population of interest.</i>			
# as115009: 15. Besides your parents and siblings, who Others do you reside with? (multiple selections possible) (9) Friend (Parent's friend or other family members').			
Information		[Type= discrete] [Format=numeric] [Range= 1-9] [Missing=*]	
Statistics [NW/ W]		[Valid=2851 /-] [Invalid=0 /-]	
Value	Label	Cases	Percentage
1	Yes	46	1.6%
2	No	2803	98.3%
9	Missing	2	0.1%
<i>Warning: these figures indicate the number of cases found in the data file. They cannot be interpreted as summary statistics of the population of interest.</i>			
# as115010: 15. Besides your parents and siblings, who Others do you reside with? (multiple selections possible) (10) Other relatives.			
Information		[Type= discrete] [Format=numeric] [Range= 1-9] [Missing=*]	
Statistics [NW/ W]		[Valid=2851 /-] [Invalid=0 /-]	
Value	Label	Cases	Percentage
1	Yes	92	3.2%
2	No	2757	96.7%
9	Missing	2	0.1%
<i>Warning: these figures indicate the number of cases found in the data file. They cannot be interpreted as summary statistics of the population of interest.</i>			
# as115011: 15. Besides your parents and siblings, who Others do you reside with? (multiple selections possible) (11) None of the above.			
Information		[Type= discrete] [Format=numeric] [Range= 1-9] [Missing=*]	
Statistics [NW/ W]		[Valid=2851 /-] [Invalid=0 /-]	
Value	Label	Cases	Percentage
1	Yes	1944	68.2%
2	No	905	31.7%
9	Missing	2	0.1%
<i>Warning: these figures indicate the number of cases found in the data file. They cannot be interpreted as summary statistics of the population of interest.</i>			
# as116a01: 16. How many children are in the family? Please fill in their (and your) information. First child and your relationship			
Information		[Type= discrete] [Format=numeric] [Range= 0-9] [Missing=*]	
Statistics [NW/ W]		[Valid=2851 /-] [Invalid=0 /-]	
Value	Label	Cases	Percentage
0	Not applicable	1	0.0%
1	Older brother	799	28.0%
2	Older sister	885	31.0%



as116a01: 16. How many children are in the family? Please fill in their (and your) information. First child and your relationship

Value	Label	Cases	Percentage
3	Younger brother	0	
4	Younger sister	0	
5	Me	1165	 40.9%
9	Missing	1	0.0%

Warning: these figures indicate the number of cases found in the data file. They cannot be interpreted as summary statistics of the population of interest.

as116a02: 16. How many children are in the family? Please fill in their (and your) information. First child:gender



Information	[Type= discrete] [Format=numeric] [Range= 0-9] [Missing=*]
Statistics [NW/ W]	[Valid=2851 /-] [Invalid=0 /-]

Value	Label	Cases	Percentage
0	Not applicable	1	0.0%
1	Male	1385	 48.6%
2	Female	1464	 51.4%
9	Missing	1	0.0%

Warning: these figures indicate the number of cases found in the data file. They cannot be interpreted as summary statistics of the population of interest.

as116a03: 16. How many children are in the family? Please fill in their (and your) information. First child:birth year(R.O.C year)










Information	[Type= continuous] [Format=numeric] [Range= 0-99] [Missing=*]
Statistics [NW/ W]	[Valid=2851 /-] [Invalid=0 /-]

Value	Label	Cases	Percentage
0	Not applicable	2	 7.1%
99	Missing	26	 92.9%

Warning: these figures indicate the number of cases found in the data file. They cannot be interpreted as summary statistics of the population of interest.

as116a04: 16. How many children are in the family? Please fill in their (and your) information. First child:current education level

Information	[Type= discrete] [Format=numeric] [Range= 0-9] [Missing=*]
Statistics [NW/ W]	[Valid=2851 /-] [Invalid=0 /-]

Value	Label	Cases	Percentage
0	Not applicable	3	 0.1%
1	Kindergarten	0	
2	Primary school	7	 0.2%
3	Middle school	1265	 44.4%
4	High school	504	 17.7%
5	Higher vocational education	539	 18.9%
6	Junior collage	272	 9.5%
7	University	234	 8.2%
8	Research institution	13	 0.5%
9	Missing	14	 0.5%

Warning: these figures indicate the number of cases found in the data file. They cannot be interpreted as summary statistics of the population of interest.

as116a05: 16. How many children are in the family? Please fill in their (and your) information. First child:live together or not

Information	[Type= discrete] [Format=numeric] [Range= 0-9] [Missing=*]
Statistics [NW/ W]	[Valid=2851 /-] [Invalid=0 /-]

as116a05: 16. How many children are in the family? Please fill in their (and your) information. First child:live together or not

Value	Label	Cases	Percentage
0	Not applicable	2	0.1%
1	Yes	2529	88.7%
2	No	305	10.7%
9	Missing	15	0.5%

Warning: these figures indicate the number of cases found in the data file. They cannot be interpreted as summary statistics of the population of interest.

as116a06: 16. How many children are in the family? Please fill in their (and your) information. First child:marriage situation

Information	[Type= discrete] [Format=numeric] [Range= 0-9] [Missing=*]
Statistics [NW/ W]	[Valid=2851 /-] [Invalid=0 /-]

Value	Label	Cases	Percentage
0	Not applicable	2	0.1%
1	Married	86	3.0%
2	Single	2741	96.1%
9	Missing	22	0.8%

Warning: these figures indicate the number of cases found in the data file. They cannot be interpreted as summary statistics of the population of interest.

as116b01: 16. How many children are in the family? Please fill in their (and your) information. First child and your relationship

Information	[Type= discrete] [Format=numeric] [Range= 0-9] [Missing=*]
Statistics [NW/ W]	[Valid=2851 /-] [Invalid=0 /-]

Value	Label	Cases	Percentage
0	Not applicable	163	5.7%
1	Older brother	266	9.3%
2	Older sister	405	14.2%
3	Younger brother	519	18.2%
4	Younger sister	486	17.0%
5	Me	1010	35.4%
9	Missing	2	0.1%

Warning: these figures indicate the number of cases found in the data file. They cannot be interpreted as summary statistics of the population of interest.

as116b02: 16. How many children are in the family? Please fill in their (and your) information. 2ndchild:gender

Information	[Type= discrete] [Format=numeric] [Range= 0-9] [Missing=*]
Statistics [NW/ W]	[Valid=2851 /-] [Invalid=0 /-]

Value	Label	Cases	Percentage
0	Not applicable	163	5.7%
1	Male	1300	45.6%
2	Female	1387	48.6%
9	Missing	1	0.0%

Warning: these figures indicate the number of cases found in the data file. They cannot be interpreted as summary statistics of the population of interest.

as116b03: 16. How many children are in the family? Please fill in their (and your) information. 2ndchild:birth year(R.O.C year)

Information	[Type= continuous] [Format=numeric] [Range= 0-99] [Missing=*]
Statistics [NW/ W]	[Valid=2851 /-] [Invalid=0 /-]

# as116b03: 16. How many children are in the family? Please fill in their (and your) information. 2ndchild:birth year(R.O.C year)			
Value	Label	Cases	Percentage
0	Not applicable	165	82.9%
99	Missing	34	17.1%
Warning: these figures indicate the number of cases found in the data file. They cannot be interpreted as summary statistics of the population of interest.			
# as116b04: 16. How many children are in the family? Please fill in their (and your) information. 2ndchild:current education level			
Information	[Type= discrete] [Format=numeric] [Range= 0-9] [Missing=*]		
Statistics [NW/ W]	[Valid=2851 /-] [Invalid=0 /-]		
Value	Label	Cases	Percentage
0	Not applicable	168	5.9%
1	Kindergarten	26	0.9%
2	Primary school	482	16.9%
3	Middle school	1556	54.6%
4	High school	168	5.9%
5	Higher vocational education	242	8.5%
6	Junior collage	126	4.4%
7	University	71	2.5%
8	Research institution	1	0.0%
9	Missing	11	0.4%
Warning: these figures indicate the number of cases found in the data file. They cannot be interpreted as summary statistics of the population of interest.			
# as116b05: 16. How many children are in the family? Please fill in their (and your) information. 2ndchild:live together or not			
Information	[Type= discrete] [Format=numeric] [Range= 0-9] [Missing=*]		
Statistics [NW/ W]	[Valid=2851 /-] [Invalid=0 /-]		
Value	Label	Cases	Percentage
0	Not applicable	163	5.7%
1	Yes	2514	88.2%
2	No	158	5.5%
9	Missing	16	0.6%
Warning: these figures indicate the number of cases found in the data file. They cannot be interpreted as summary statistics of the population of interest.			
# as116b06: 16. How many children are in the family? Please fill in their (and your) information. 2ndchild:marriage situation			
Information	[Type= discrete] [Format=numeric] [Range= 0-9] [Missing=*]		
Statistics [NW/ W]	[Valid=2851 /-] [Invalid=0 /-]		
Value	Label	Cases	Percentage
0	Not applicable	163	5.7%
1	Married	45	1.6%
2	Single	2623	92.0%
9	Missing	20	0.7%
Warning: these figures indicate the number of cases found in the data file. They cannot be interpreted as summary statistics of the population of interest.			
# as116c01: 16. How many children are in the family? Please fill in their (and your) information. First child and your relationship			
Information	[Type= discrete] [Format=numeric] [Range= 0-9] [Missing=*]		

as116c01: 16. How many children are in the family? Please fill in their (and your) information. First child and your relationship

Statistics [NW/ W] [Valid=2851 /-] [Invalid=0 /-]

Value	Label	Cases	Percentage
0	Not applicable	1294	45.4%
1	Older brother	63	2.2%
2	Older sister	138	4.8%
3	Younger brother	494	17.3%
4	Younger sister	394	13.8%
5	Me	463	16.2%
9	Missing	5	0.2%

Warning: these figures indicate the number of cases found in the data file. They cannot be interpreted as summary statistics of the population of interest.

as116c02: 16. How many children are in the family? Please fill in their (and your) information. 3rdchild:gender

Information [Type= discrete] [Format=numeric] [Range= 0-9] [Missing=*]

Statistics [NW/ W] [Valid=2851 /-] [Invalid=0 /-]

Value	Label	Cases	Percentage
0	Not applicable	1294	45.4%
1	Male	798	28.0%
2	Female	754	26.4%
9	Missing	5	0.2%

Warning: these figures indicate the number of cases found in the data file. They cannot be interpreted as summary statistics of the population of interest.

as116c03: 16. How many children are in the family? Please fill in their (and your) information. 3rdchild:birth year(R.O.C year)

Information [Type= continuous] [Format=numeric] [Range= 0-99] [Missing=*]

Statistics [NW/ W] [Valid=2851 /-] [Invalid=0 /-]

Value	Label	Cases	Percentage
0	Not applicable	1294	98.2%
99	Missing	24	1.8%

Warning: these figures indicate the number of cases found in the data file. They cannot be interpreted as summary statistics of the population of interest.

as116c04: 16. How many children are in the family? Please fill in their (and your) information. 3rdchild:current education level

Information [Type= discrete] [Format=numeric] [Range= 0-9] [Missing=*]

Statistics [NW/ W] [Valid=2851 /-] [Invalid=0 /-]

Value	Label	Cases	Percentage
0	Not applicable	1318	46.2%
1	Kindergarten	105	3.7%
2	Primary school	586	20.6%
3	Middle school	660	23.1%
4	High school	37	1.3%
5	Higher vocational education	83	2.9%
6	Junior collage	29	1.0%
7	University	20	0.7%
8	Research institution	0	
9	Missing	13	0.5%

Warning: these figures indicate the number of cases found in the data file. They cannot be interpreted as summary statistics of the population of interest.

as116c05: 16. How many children are in the family? Please fill in their (and your) information. 3rdchild:live together or not

Information	[Type= discrete] [Format=numeric] [Range= 0-9] [Missing=*]
Statistics [NW/ W]	[Valid=2851 /-] [Invalid=0 /-]

Value	Label	Cases	Percentage
0	Not applicable	1294	45.4%
1	Yes	1454	51.0%
2	No	85	3.0%
9	Missing	18	0.6%

Warning: these figures indicate the number of cases found in the data file. They cannot be interpreted as summary statistics of the population of interest.

as116c06: 16. How many children are in the family? Please fill in their (and your) information. 3rdchild:marriage situation

Information	[Type= discrete] [Format=numeric] [Range= 0-9] [Missing=*]
Statistics [NW/ W]	[Valid=2851 /-] [Invalid=0 /-]

Value	Label	Cases	Percentage
0	Not applicable	1294	45.4%
1	Married	16	0.6%
2	Single	1528	53.6%
9	Missing	13	0.5%

Warning: these figures indicate the number of cases found in the data file. They cannot be interpreted as summary statistics of the population of interest.

as116d01: 16. How many children are in the family? Please fill in their (and your) information. First child and your relationship

Information	[Type= discrete] [Format=numeric] [Range= 0-9] [Missing=*]
Statistics [NW/ W]	[Valid=2851 /-] [Invalid=0 /-]

Value	Label	Cases	Percentage
0	Not applicable	2379	83.4%
1	Older brother	14	0.5%
2	Older sister	37	1.3%
3	Younger brother	140	4.9%
4	Younger sister	105	3.7%
5	Me	145	5.1%
9	Missing	31	1.1%

Warning: these figures indicate the number of cases found in the data file. They cannot be interpreted as summary statistics of the population of interest.

as116d02: 16. How many children are in the family? Please fill in their (and your) information. 4thchild:gender

Information	[Type= discrete] [Format=numeric] [Range= 0-9] [Missing=*]
Statistics [NW/ W]	[Valid=2851 /-] [Invalid=0 /-]

Value	Label	Cases	Percentage
0	Not applicable	2379	83.4%
1	Male	230	8.1%
2	Female	212	7.4%
9	Missing	30	1.1%

Warning: these figures indicate the number of cases found in the data file. They cannot be interpreted as summary statistics of the population of interest.

as116d03: 16. How many children are in the family? Please fill in their (and your) information. 4thchild:birth year(R.O.C year)

Information	[Type= continuous] [Format=numeric] [Range= 0-99] [Missing=*]
--------------------	---

# as116d03: 16. How many children are in the family? Please fill in their (and your) information. 4thchild:birth year(R.O.C year)			
Statistics [NW/ W]		[Valid=2851 /-] [Invalid=0 /-]	
Value	Label	Cases	Percentage
0	Not applicable	2379	<div><div></div></div> 98.5%
99	Missing	36	<div><div></div></div> 1.5%
Warning: these figures indicate the number of cases found in the data file. They cannot be interpreted as summary statistics of the population of interest.			
# as116d04: 16. How many children are in the family? Please fill in their (and your) information. 4thchild:current education level			
Information		[Type= discrete] [Format=numeric] [Range= 0-9] [Missing=*]	
Statistics [NW/ W]		[Valid=2851 /-] [Invalid=0 /-]	
Value	Label	Cases	Percentage
0	Not applicable	2394	<div><div></div></div> 84.0%
1	Kindergarten	46	<div><div></div></div> 1.6%
2	Primary school	129	<div><div></div></div> 4.5%
3	Middle school	197	<div><div></div></div> 6.9%
4	High school	10	<div><div></div></div> 0.4%
5	Higher vocational education	21	<div><div></div></div> 0.7%
6	Junior collage	9	<div><div></div></div> 0.3%
7	University	3	<div><div></div></div> 0.1%
8	Research institution	0	
9	Missing	42	<div><div></div></div> 1.5%
Warning: these figures indicate the number of cases found in the data file. They cannot be interpreted as summary statistics of the population of interest.			
# as116d05: 16. How many children are in the family? Please fill in their (and your) information. 4thchild:live together or not			
Information		[Type= discrete] [Format=numeric] [Range= 0-9] [Missing=*]	
Statistics [NW/ W]		[Valid=2851 /-] [Invalid=0 /-]	
Value	Label	Cases	Percentage
0	Not applicable	2379	<div><div></div></div> 83.4%
1	Yes	408	<div><div></div></div> 14.3%
2	No	28	<div><div></div></div> 1.0%
9	Missing	36	<div><div></div></div> 1.3%
Warning: these figures indicate the number of cases found in the data file. They cannot be interpreted as summary statistics of the population of interest.			
# as116d06: 16. How many children are in the family? Please fill in their (and your) information. 4thchild:marriage situation			
Information		[Type= discrete] [Format=numeric] [Range= 0-9] [Missing=*]	
Statistics [NW/ W]		[Valid=2851 /-] [Invalid=0 /-]	
Value	Label	Cases	Percentage
0	Not applicable	2379	<div><div></div></div> 83.4%
1	Married	12	<div><div></div></div> 0.4%
2	Single	426	<div><div></div></div> 14.9%
9	Missing	34	<div><div></div></div> 1.2%
Warning: these figures indicate the number of cases found in the data file. They cannot be interpreted as summary statistics of the population of interest.			

as116e01: 16. How many children are in the family? Please fill in their (and your) information. First child and your relationship

Information	[Type= discrete] [Format=numeric] [Range= 0-9] [Missing=*]
Statistics [NW/ W]	[Valid=2851 /-] [Invalid=0 /-]

Value	Label	Cases	Percentage
0	Not applicable	2708	95.0%
1	Older brother	5	0.2%
2	Older sister	9	0.3%
3	Younger brother	30	1.1%
4	Younger sister	22	0.8%
5	Me	39	1.4%
9	Missing	38	1.3%

Warning: these figures indicate the number of cases found in the data file. They cannot be interpreted as summary statistics of the population of interest.

as116e02: 16. How many children are in the family? Please fill in their (and your) information. 5thchild:gender

Information	[Type= discrete] [Format=numeric] [Range= 0-9] [Missing=*]
Statistics [NW/ W]	[Valid=2851 /-] [Invalid=0 /-]

Value	Label	Cases	Percentage
0	Not applicable	2708	95.0%
1	Male	53	1.9%
2	Female	52	1.8%
9	Missing	38	1.3%

Warning: these figures indicate the number of cases found in the data file. They cannot be interpreted as summary statistics of the population of interest.

as116e03: 16. How many children are in the family? Please fill in their (and your) information. 5thchild:birth year(R.O.C year)

Information	[Type= discrete] [Format=numeric] [Range= 0-99] [Missing=*]
Statistics [NW/ W]	[Valid=2851 /-] [Invalid=0 /-]

Value	Label	Cases	Percentage
0	Not applicable	2708	95.0%
66		1	0.0%
69		2	0.1%
70		3	0.1%
71		3	0.1%
72		2	0.1%
73		12	0.4%
74		31	1.1%
75		3	0.1%
76		5	0.2%
77		6	0.2%
78		6	0.2%
79		3	0.1%
80		8	0.3%
81		2	0.1%
82		3	0.1%
83		2	0.1%
84		3	0.1%

as116e03: 16. How many children are in the family? Please fill in their (and your) information. 5thchild:birth year(R.O.C year)

Value	Label	Cases	Percentage
85		4	0.1%
86		1	0.0%
87		1	0.0%
88		1	0.0%
99	Missing	41	1.4%

Warning: these figures indicate the number of cases found in the data file. They cannot be interpreted as summary statistics of the population of interest.

as116e04: 16. How many children are in the family? Please fill in their (and your) information. 5thchild:current education level

Information	[Type= discrete] [Format=numeric] [Range= 0-9] [Missing=*]		
Statistics [NW/ W]	[Valid=2851 /-] [Invalid=0 /-]		
Value	Label	Cases	Percentage
0	Not applicable	2714	95.2%
1	Kindergarten	6	0.2%
2	Primary school	30	1.1%
3	Middle school	51	1.8%
4	High school	1	0.0%
5	Higher vocational education	5	0.2%
6	Junior collage	3	0.1%
7	University	0	
8	Research institution	1	0.0%
9	Missing	40	1.4%

Warning: these figures indicate the number of cases found in the data file. They cannot be interpreted as summary statistics of the population of interest.

as116e05: 16. How many children are in the family? Please fill in their (and your) information. 5thchild:live together or not

Information	[Type= discrete] [Format=numeric] [Range= 0-9] [Missing=*]		
Statistics [NW/ W]	[Valid=2851 /-] [Invalid=0 /-]		
Value	Label	Cases	Percentage
0	Not applicable	2708	95.0%
1	Yes	93	3.3%
2	No	12	0.4%
9	Missing	38	1.3%

Warning: these figures indicate the number of cases found in the data file. They cannot be interpreted as summary statistics of the population of interest.

as116e06: 16. How many children are in the family? Please fill in their (and your) information. 5thchild:marriage situation

Information	[Type= discrete] [Format=numeric] [Range= 0-9] [Missing=*]		
Statistics [NW/ W]	[Valid=2851 /-] [Invalid=0 /-]		
Value	Label	Cases	Percentage
0	Not applicable	2708	95.0%
1	Married	4	0.1%
2	Single	101	3.5%
9	Missing	38	1.3%

Warning: these figures indicate the number of cases found in the data file. They cannot be interpreted as summary statistics of the population of interest.

as116f01: 16. How many children are in the family? Please fill in their (and your) information. First child and your relationship

Information	[Type= discrete] [Format=numeric] [Range= 0-9] [Missing=*]
Statistics [NW/ W]	[Valid=2851 /-] [Invalid=0 /-]

Value	Label	Cases	Percentage
0	Not applicable	2779	97.5%
1	Older brother	1	0.0%
2	Older sister	2	0.1%
3	Younger brother	11	0.4%
4	Younger sister	9	0.3%
5	Me	10	0.4%
9	Missing	39	1.4%

Warning: these figures indicate the number of cases found in the data file. They cannot be interpreted as summary statistics of the population of interest.

as116f02: 16. How many children are in the family? Please fill in their (and your) information. 6thchild:gender

Information	[Type= discrete] [Format=numeric] [Range= 0-9] [Missing=*]
Statistics [NW/ W]	[Valid=2851 /-] [Invalid=0 /-]

Value	Label	Cases	Percentage
0	Not applicable	2778	97.4%
1	Male	16	0.6%
2	Female	17	0.6%
9	Missing	40	1.4%

Warning: these figures indicate the number of cases found in the data file. They cannot be interpreted as summary statistics of the population of interest.

as116f03: 16. How many children are in the family? Please fill in their (and your) information. 6thchild:birth year(R.O.C year)

Information	[Type= discrete] [Format=numeric] [Range= 0-99] [Missing=*]
Statistics [NW/ W]	[Valid=2851 /-] [Invalid=0 /-]

Value	Label	Cases	Percentage
0	Not applicable	2779	97.5%
72		2	0.1%
73		7	0.2%
74		5	0.2%
75		4	0.1%
76		2	0.1%
77		4	0.1%
81		1	0.0%
83		2	0.1%
84		4	0.1%
86		1	0.0%
99	Missing	40	1.4%

Warning: these figures indicate the number of cases found in the data file. They cannot be interpreted as summary statistics of the population of interest.

as116f04: 16. How many children are in the family? Please fill in their (and your) information. 6thchild:current education level

Information	[Type= discrete] [Format=numeric] [Range= 0-9] [Missing=*]
Statistics [NW/ W]	[Valid=2851 /-] [Invalid=0 /-]


as116f04: 16. How many children are in the family? Please fill in their (and your) information. 6thchild:current education level

Value	Label	Cases	Percentage
0	Not applicable	2780	 97.5%
1	Kindergarten	4	0.1%
2	Primary school	8	0.3%
3	Middle school	17	0.6%
4	High school	0	
5	Higher vocational education	1	0.0%
6	Junior collage	0	
7	University	0	
8	Research institution	1	0.0%
9	Missing	40	1.4%

Warning: these figures indicate the number of cases found in the data file. They cannot be interpreted as summary statistics of the population of interest.

as116f05: 16. How many children are in the family? Please fill in their (and your) information. 6thchild:live together or not


Information	[Type= discrete] [Format=numeric] [Range= 0-9] [Missing=*]
Statistics [NW/ W]	[Valid=2851 /-] [Invalid=0 /-]

Value	Label	Cases	Percentage
0	Not applicable	2779	 97.5%
1	Yes	27	0.9%
2	No	5	0.2%
9	Missing	40	1.4%

Warning: these figures indicate the number of cases found in the data file. They cannot be interpreted as summary statistics of the population of interest.

as116f06: 16. How many children are in the family? Please fill in their (and your) information. 6thchild:marriage situation


Information	[Type= discrete] [Format=numeric] [Range= 0-9] [Missing=*]
Statistics [NW/ W]	[Valid=2851 /-] [Invalid=0 /-]

Value	Label	Cases	Percentage
0	Not applicable	2779	 97.5%
1	Married	1	0.0%
2	Single	32	1.1%
9	Missing	39	1.4%

Warning: these figures indicate the number of cases found in the data file. They cannot be interpreted as summary statistics of the population of interest.

as117000: 17. Do your parents discuss your older siblings' academic experience with you?

Information	[Type= discrete] [Format=numeric] [Range= 0-9] [Missing=*]
Statistics [NW/ W]	[Valid=2851 /-] [Invalid=0 /-]

Value	Label	Cases	Percentage
0	Skipped	1165	 40.9%
1	Often	376	13.2%
2	Sometimes	976	34.2%
3	Never	326	11.4%
9	Missing	8	0.3%

Warning: these figures indicate the number of cases found in the data file. They cannot be interpreted as summary statistics of the population of interest.

# as117a00: 17a. Do you feel stressful due to the academic experiences of your older siblings ?			
Information	[Type= discrete] [Format=numeric] [Range= 0-9] [Missing=*]		
Statistics [NW/ W]	[Valid=2851 /-] [Invalid=0 /-]		
Value	Label	Cases	Percentage
0	Skipped	1165	<div></div> 40.9%
1	Yes, a lot of pressure	178	<div></div> 6.2%
2	Yes, some pressure	734	<div></div> 25.7%
3	Not at all	765	<div></div> 26.8%
9	Missing	9	<div></div> 0.3%
Warning: these figures indicate the number of cases found in the data file. They cannot be interpreted as summary statistics of the population of interest.			
# as117b00: 17b. Do you find your older sibling's academic experiences helpful to you?			
Information	[Type= discrete] [Format=numeric] [Range= 0-9] [Missing=*]		
Statistics [NW/ W]	[Valid=2851 /-] [Invalid=0 /-]		
Value	Label	Cases	Percentage
0	Skipped	1165	<div></div> 40.9%
1	Yes, much helpful	137	<div></div> 4.8%
2	Yes, somewhat helpful	1006	<div></div> 35.3%
3	Not at all	530	<div></div> 18.6%
9	Missing	13	<div></div> 0.5%
Warning: these figures indicate the number of cases found in the data file. They cannot be interpreted as summary statistics of the population of interest.			
# as118000: 18.How often do your parents talk to you about your relatives'(e.g. cousins) school grades?			
Information	[Type= discrete] [Format=numeric] [Range= 1-9] [Missing=*]		
Statistics [NW/ W]	[Valid=2851 /-] [Invalid=0 /-]		
Value	Label	Cases	Percentage
1	Often	673	<div></div> 23.6%
2	Sometimes	1549	<div></div> 54.3%
3	Never	509	<div></div> 17.9%
8	this respondent didn't answer this question, because he/she	80	<div></div> 2.8%
9	Missing	40	<div></div> 1.4%
Warning: these figures indicate the number of cases found in the data file. They cannot be interpreted as summary statistics of the population of interest.			
# as118a00: 18a. Do you feel stressful due to the academic experiences of relatives?			
Information	[Type= discrete] [Format=numeric] [Range= 1-9] [Missing=*]		
Statistics [NW/ W]	[Valid=2851 /-] [Invalid=0 /-]		
Value	Label	Cases	Percentage
1	Yes, a lot of pressure	331	<div></div> 11.6%
2	Yes, some pressure	1240	<div></div> 43.5%
3	Not at all	1153	<div></div> 40.4%
8	this respondent didn't answer this question, because he/she	80	<div></div> 2.8%
9	Missing	47	<div></div> 1.6%
Warning: these figures indicate the number of cases found in the data file. They cannot be interpreted as summary statistics of the population of interest.			

# as118b00: 18b. Do you find the academic experiences of relatives that your parents talk about helpful?			
Information	[Type= discrete] [Format=numeric] [Range= 1-9] [Missing=*]		
Statistics [NW/ W]	[Valid=2851 /-] [Invalid=0 /-]		
Value	Label	Cases	Percentage
1	Yes, much helpful	90	<div><div></div></div> 3.2%
2	Yes, somewhat helpful	1139	<div><div></div></div> 40.0%
3	Not at all	1490	<div><div></div></div> 52.3%
8	This respondent did not answer this question, because he/sh	80	<div><div></div></div> 2.8%
9	Missing	52	<div><div></div></div> 1.8%
Warning: these figures indicate the number of cases found in the data file. They cannot be interpreted as summary statistics of the population of interest.			
# as119000: 19. Do you think your parents are happy about their marriage?			
Information	[Type= discrete] [Format=numeric] [Range= 0-9] [Missing=*]		
Statistics [NW/ W]	[Valid=2851 /-] [Invalid=0 /-]		
Value	Label	Cases	Percentage
0	Not applicable	7	<div><div></div></div> 0.2%
1	Very happy	715	<div><div></div></div> 25.1%
2	Happy	921	<div><div></div></div> 32.3%
3	Not bad	924	<div><div></div></div> 32.4%
4	Not happy	168	<div><div></div></div> 5.9%
5	Very bad	104	<div><div></div></div> 3.6%
9	Missing	12	<div><div></div></div> 0.4%
Warning: these figures indicate the number of cases found in the data file. They cannot be interpreted as summary statistics of the population of interest.			
# as120000: 20. Do they often have disagreements or arguments?			
Information	[Type= discrete] [Format=numeric] [Range= 0-9] [Missing=*]		
Statistics [NW/ W]	[Valid=2851 /-] [Invalid=0 /-]		
Value	Label	Cases	Percentage
0	Not applicable	11	<div><div></div></div> 0.4%
1	Often	210	<div><div></div></div> 7.4%
2	Sometimes	760	<div><div></div></div> 26.7%
3	Once in a while	1451	<div><div></div></div> 50.9%
4	Almost never	408	<div><div></div></div> 14.3%
9	Missing	11	<div><div></div></div> 0.4%
Warning: these figures indicate the number of cases found in the data file. They cannot be interpreted as summary statistics of the population of interest.			
# as121000: 21. Since you entered middle school, have your parents ever asked you to			
Information	[Type= discrete] [Format=numeric] [Range= 1-9] [Missing=*]		
Statistics [NW/ W]	[Valid=2851 /-] [Invalid=0 /-]		
Value	Label	Cases	Percentage
1	Yes	1996	<div><div></div></div> 70.0%
2	No	853	<div><div></div></div> 29.9%
9	Missing	2	<div><div></div></div> 0.1%
Warning: these figures indicate the number of cases found in the data file. They cannot be interpreted as summary statistics of the population of interest.			
# as122000: 22. Have you ever had conflict with your parents about tutoring?			
Information	[Type= discrete] [Format=numeric] [Range= 1-9] [Missing=*]		
Statistics [NW/ W]	[Valid=2851 /-] [Invalid=0 /-]		

# as122000: 22. Have you ever had conflict with your parents about tutoring?			
Value	Label	Cases	Percentage
1	Yes, serious conflict	118	<div><div></div></div> 4.1%
2	Yes, some conflict	1139	<div><div></div></div> 40.0%
3	No conflict at all	1591	<div><div></div></div> 55.8%
9	Missing	3	<div><div></div></div> 0.1%
Warning: these figures indicate the number of cases found in the data file. They cannot be interpreted as summary statistics of the population of interest.			
# as123000: 23. How does your family's financial status affect your development?			
Information	[Type= discrete] [Format=numeric] [Range= 1-9] [Missing=*]		
Statistics [NW/ W]	[Valid=2851 /-] [Invalid=0 /-]		
Value	Label	Cases	Percentage
1	A lot helpful	514	<div><div></div></div> 18.0%
2	Somewhat helpful	910	<div><div></div></div> 31.9%
3	Not influential	678	<div><div></div></div> 23.8%
4	Somewhat restrictive	639	<div><div></div></div> 22.4%
5	A lot restrictions	101	<div><div></div></div> 3.5%
9	Missing	9	<div><div></div></div> 0.3%
Warning: these figures indicate the number of cases found in the data file. They cannot be interpreted as summary statistics of the population of interest.			
# as124001: 24. Please tell us your opinions regarding the importance of the following values:(1)Fulfilling filial duties			
Information	[Type= discrete] [Format=numeric] [Range= 1-9] [Missing=*]		
Statistics [NW/ W]	[Valid=2851 /-] [Invalid=0 /-]		
Value	Label	Cases	Percentage
1	Very important	1900	<div><div></div></div> 66.6%
2	Important	784	<div><div></div></div> 27.5%
3	A little important	152	<div><div></div></div> 5.3%
4	Not important	12	<div><div></div></div> 0.4%
9	Missing	3	<div><div></div></div> 0.1%
Warning: these figures indicate the number of cases found in the data file. They cannot be interpreted as summary statistics of the population of interest.			
# as124002: 24. Please tell us your opinions regarding the importance of the following values:(2)Keeping clothes clean			
Information	[Type= discrete] [Format=numeric] [Range= 1-9] [Missing=*]		
Statistics [NW/ W]	[Valid=2851 /-] [Invalid=0 /-]		
Value	Label	Cases	Percentage
1	Very important	1395	<div><div></div></div> 48.9%
2	Important	1168	<div><div></div></div> 41.0%
3	A little important	268	<div><div></div></div> 9.4%
4	Not important	19	<div><div></div></div> 0.7%
9	Missing	1	<div><div></div></div> 0.0%
Warning: these figures indicate the number of cases found in the data file. They cannot be interpreted as summary statistics of the population of interest.			
# as124003: 24. Please tell us your opinions regarding the importance of the following values:(3)Being polite to adults			
Information	[Type= discrete] [Format=numeric] [Range= 1-9] [Missing=*]		
Statistics [NW/ W]	[Valid=2851 /-] [Invalid=0 /-]		
Value	Label	Cases	Percentage
1	Very important	1205	<div><div></div></div> 42.3%
2	Important	1222	<div><div></div></div> 42.9%

# as124003: 24. Please tell us your opinions regarding the importance of the following values:(3)Being polite to adults			
Value	Label	Cases	Percentage
3	A little important	397	<div><div></div></div> 13.9%
4	Not important	24	<div><div></div></div> 0.8%
9	Missing	3	<div><div></div></div> 0.1%
Warning: these figures indicate the number of cases found in the data file. They cannot be interpreted as summary statistics of the population of interest.			
# as124004: 24. Please tell us your opinions regarding the importance of the following values:(4)Obeying parents and teachers			
Information	[Type= discrete] [Format=numeric] [Range= 1-9] [Missing=*]		
Statistics [NW/ W]	[Valid=2851 /-] [Invalid=0 /-]		
Value	Label	Cases	Percentage
1	Very important	871	<div><div></div></div> 30.6%
2	Important	1246	<div><div></div></div> 43.7%
3	A little important	671	<div><div></div></div> 23.5%
4	Not important	59	<div><div></div></div> 2.1%
9	Missing	4	<div><div></div></div> 0.1%
Warning: these figures indicate the number of cases found in the data file. They cannot be interpreted as summary statistics of the population of interest.			
# as124005: 24. Please tell us your opinions regarding the importance of the following values:(5)Keeping things organized			
Information	[Type= discrete] [Format=numeric] [Range= 1-9] [Missing=*]		
Statistics [NW/ W]	[Valid=2851 /-] [Invalid=0 /-]		
Value	Label	Cases	Percentage
1	Very important	987	<div><div></div></div> 34.6%
2	Important	1173	<div><div></div></div> 41.1%
3	A little important	624	<div><div></div></div> 21.9%
4	Not important	58	<div><div></div></div> 2.0%
9	Missing	9	<div><div></div></div> 0.3%
Warning: these figures indicate the number of cases found in the data file. They cannot be interpreted as summary statistics of the population of interest.			
# as124006: 24. Please tell us your opinions regarding the importance of the following values:(6)Being a good student			
Information	[Type= discrete] [Format=numeric] [Range= 1-9] [Missing=*]		
Statistics [NW/ W]	[Valid=2851 /-] [Invalid=0 /-]		
Value	Label	Cases	Percentage
1	Very important	991	<div><div></div></div> 34.8%
2	Important	1189	<div><div></div></div> 41.7%
3	A little important	587	<div><div></div></div> 20.6%
4	Not important	80	<div><div></div></div> 2.8%
9	Missing	4	<div><div></div></div> 0.1%
Warning: these figures indicate the number of cases found in the data file. They cannot be interpreted as summary statistics of the population of interest.			
# as124007: 24. Please tell us your opinions regarding the importance of the following values:(7)Behaving properly			
Information	[Type= discrete] [Format=numeric] [Range= 1-9] [Missing=*]		
Statistics [NW/ W]	[Valid=2851 /-] [Invalid=0 /-]		
Value	Label	Cases	Percentage
1	Very important	1208	<div><div></div></div> 42.4%
2	Important	1224	<div><div></div></div> 42.9%

# as124007: 24. Please tell us your opinions regarding the importance of the following values:(7)Behaving properly			
Value	Label	Cases	Percentage
3	A little important	392	<div><div></div></div> 13.7%
4	Not important	23	<div><div></div></div> 0.8%
9	Missing	4	<div><div></div></div> 0.1%
Warning: these figures indicate the number of cases found in the data file. They cannot be interpreted as summary statistics of the population of interest.			
# as124008: 24. Please tell us your opinions regarding the importance of the following values:(8)Modest, not desiring attention			
Information	[Type= discrete] [Format=numeric] [Range= 1-9] [Missing=*]		
Statistics [NW/ W]	[Valid=2851 /-] [Invalid=0 /-]		
Value	Label	Cases	Percentage
1	Very important	680	<div><div></div></div> 23.9%
2	Important	1037	<div><div></div></div> 36.4%
3	A little important	914	<div><div></div></div> 32.1%
4	Not important	217	<div><div></div></div> 7.6%
9	Missing	3	<div><div></div></div> 0.1%
Warning: these figures indicate the number of cases found in the data file. They cannot be interpreted as summary statistics of the population of interest.			
# as124009: 24. Please tell us your opinions regarding the importance of the following values:(9)Living thriftily			
Information	[Type= discrete] [Format=numeric] [Range= 1-9] [Missing=*]		
Statistics [NW/ W]	[Valid=2851 /-] [Invalid=0 /-]		
Value	Label	Cases	Percentage
1	Very important	897	<div><div></div></div> 31.5%
2	Important	1137	<div><div></div></div> 39.9%
3	A little important	737	<div><div></div></div> 25.9%
4	Not important	75	<div><div></div></div> 2.6%
9	Missing	5	<div><div></div></div> 0.2%
Warning: these figures indicate the number of cases found in the data file. They cannot be interpreted as summary statistics of the population of interest.			
# as124010: 24. Please tell us your opinions regarding the importance of the following values:(10)Being able to tolerate stressful circumstances			
Information	[Type= discrete] [Format=numeric] [Range= 1-9] [Missing=*]		
Statistics [NW/ W]	[Valid=2851 /-] [Invalid=0 /-]		
Value	Label	Cases	Percentage
1	Very important	977	<div><div></div></div> 34.3%
2	Important	1098	<div><div></div></div> 38.5%
3	A little important	679	<div><div></div></div> 23.8%
4	Not important	92	<div><div></div></div> 3.2%
9	Missing	5	<div><div></div></div> 0.2%
Warning: these figures indicate the number of cases found in the data file. They cannot be interpreted as summary statistics of the population of interest.			
# as124011: 24. Please tell us your opinions regarding the importance of the following values:(11)Expressing curiosity in many subjects/ideas/things			
Information	[Type= discrete] [Format=numeric] [Range= 1-9] [Missing=*]		
Statistics [NW/ W]	[Valid=2851 /-] [Invalid=0 /-]		
Value	Label	Cases	Percentage
1	Very important	761	<div><div></div></div> 26.7%
2	Important	1001	<div><div></div></div> 35.1%




as124011: 24. Please tell us your opinions regarding the importance of the following values:(11)Expressing curiosity in many subjects/ideas/things

Value	Label	Cases	Percentage
3	A little important	933	 32.7%
4	Not important	149	 5.2%
9	Missing	7	0.2%

Warning: these figures indicate the number of cases found in the data file. They cannot be interpreted as summary statistics of the population of interest.

as124012: 24. Please tell us your opinions regarding the importance of the following values:(12)Being responsible





Information	[Type= discrete] [Format=numeric] [Range= 1-9] [Missing=*]
Statistics [NW/ W]	[Valid=2851 /-] [Invalid=0 /-]

Value	Label	Cases	Percentage
1	Very important	1436	 50.4%
2	Important	1114	 39.1%
3	A little important	280	 9.8%
4	Not important	19	0.7%
9	Missing	2	0.1%

Warning: these figures indicate the number of cases found in the data file. They cannot be interpreted as summary statistics of the population of interest.

as124013: 24. Please tell us your opinions regarding the importance of the following values:(13)Being creative and imaginative



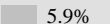
Information	[Type= discrete] [Format=numeric] [Range= 1-9] [Missing=*]
Statistics [NW/ W]	[Valid=2851 /-] [Invalid=0 /-]

Value	Label	Cases	Percentage
1	Very important	806	 28.3%
2	Important	1007	 35.3%
3	A little important	872	 30.6%
4	Not important	163	 5.7%
9	Missing	3	0.1%

Warning: these figures indicate the number of cases found in the data file. They cannot be interpreted as summary statistics of the population of interest.

as124014: 24. Please tell us your opinions regarding the importance of the following values:(14)Being self-sufficient and independent

Information	[Type= discrete] [Format=numeric] [Range= 1-9] [Missing=*]
Statistics [NW/ W]	[Valid=2851 /-] [Invalid=0 /-]

Value	Label	Cases	Percentage
1	Very important	1819	 63.8%
2	Important	847	 29.7%
3	A little important	167	 5.9%
4	Not important	14	0.5%
9	Missing	4	0.1%





Warning: these figures indicate the number of cases found in the data file. They cannot be interpreted as summary statistics of the population of interest.

as124015: 24. Please tell us your opinions regarding the importance of the following values:(15)Investigating reasons for why things happen

Information	[Type= discrete] [Format=numeric] [Range= 1-9] [Missing=*]
Statistics [NW/ W]	[Valid=2851 /-] [Invalid=0 /-]

Value	Label	Cases	Percentage
1	Very important	839	 29.4%






as124015: 24. Please tell us your opinions regarding the importance of the following values:(15)Investigating reasons for why things happen

Value	Label	Cases	Percentage
2	Important	1011	 35.5%
3	A little important	836	 29.3%
4	Not important	159	 5.6%
9	Missing	6	 0.2%

Warning: these figures indicate the number of cases found in the data file. They cannot be interpreted as summary statistics of the population of interest.

as124016: 24. Please tell us your opinions regarding the importance of the following values:(16)Being amicable to classmates, friends, and other children






Information	[Type= discrete] [Format=numeric] [Range= 1-9] [Missing=*]
Statistics [NW/ W]	[Valid=2851 /-] [Invalid=0 /-]

Value	Label	Cases	Percentage
1	Very important	1189	 41.7%
2	Important	1238	 43.4%
3	A little important	384	 13.5%
4	Not important	39	 1.4%
9	Missing	1	 0.0%

Warning: these figures indicate the number of cases found in the data file. They cannot be interpreted as summary statistics of the population of interest.

as124017: 24. Please tell us your opinions regarding the importance of the following values:(17)Being thoughtful and considerate of others






Information	[Type= discrete] [Format=numeric] [Range= 1-9] [Missing=*]
Statistics [NW/ W]	[Valid=2851 /-] [Invalid=0 /-]

Value	Label	Cases	Percentage
1	Very important	1242	 43.6%
2	Important	1220	 42.8%
3	A little important	352	 12.3%
4	Not important	36	 1.3%
9	Missing	1	 0.0%

Warning: these figures indicate the number of cases found in the data file. They cannot be interpreted as summary statistics of the population of interest.

as124018: 24. Please tell us your opinions regarding the importance of the following values:(18)Getting along well with others

Information	[Type= discrete] [Format=numeric] [Range= 1-9] [Missing=*]
Statistics [NW/ W]	[Valid=2851 /-] [Invalid=0 /-]

Value	Label	Cases	Percentage
1	Very important	1574	 55.2%
2	Important	1075	 37.7%
3	A little important	178	 6.2%
4	Not important	22	 0.8%
9	Missing	2	 0.1%

Warning: these figures indicate the number of cases found in the data file. They cannot be interpreted as summary statistics of the population of interest.

as124019: 24. Please tell us your opinions regarding the importance of the following values:(19)Being humble towards others

Information	[Type= discrete] [Format=numeric] [Range= 1-9] [Missing=*]
Statistics [NW/ W]	[Valid=2851 /-] [Invalid=0 /-]

as124019: 24. Please tell us your opinions regarding the importance of the following values:(19)Being humble towards others

Value	Label	Cases	Percentage
1	Very important	1217	42.7%
2	Important	1230	43.1%
3	A little important	361	12.7%
4	Not important	40	1.4%
9	Missing	3	0.1%

Warning: these figures indicate the number of cases found in the data file. They cannot be interpreted as summary statistics of the population of interest.

as124020: 24. Please tell us your opinions regarding the importance of the following values:(20)Being trustworthy and honorable

Information	[Type= discrete] [Format=numeric] [Range= 1-9] [Missing=*]
Statistics [NW/ W]	[Valid=2851 /-] [Invalid=0 /-]

Value	Label	Cases	Percentage
1	Very important	1904	66.8%
2	Important	820	28.8%
3	A little important	111	3.9%
4	Not important	13	0.5%
9	Missing	3	0.1%

Warning: these figures indicate the number of cases found in the data file. They cannot be interpreted as summary statistics of the population of interest.

as125000: 25. If your exam results are not good enough, will you lie to your parents about the test score?

Information	[Type= discrete] [Format=numeric] [Range= 1-9] [Missing=*]
Statistics [NW/ W]	[Valid=2851 /-] [Invalid=0 /-]

Value	Label	Cases	Percentage
1	Yes	607	21.3%
2	No	2241	78.6%
9	Missing	3	0.1%

Warning: these figures indicate the number of cases found in the data file. They cannot be interpreted as summary statistics of the population of interest.

as126000: 26. Have you ever cheated on tests?

Information	[Type= discrete] [Format=numeric] [Range= 1-9] [Missing=*]
Statistics [NW/ W]	[Valid=2851 /-] [Invalid=0 /-]

Value	Label	Cases	Percentage
1	Ever	2014	70.6%
2	Never	828	29.0%
9	Missing	9	0.3%

Warning: these figures indicate the number of cases found in the data file. They cannot be interpreted as summary statistics of the population of interest.

as126a00: 26a. If your best friend asks you to help him cheat on an exam, will you do it?

Information	[Type= discrete] [Format=numeric] [Range= 1-9] [Missing=*]
Statistics [NW/ W]	[Valid=2851 /-] [Invalid=0 /-]

Value	Label	Cases	Percentage
1	Yes	1337	46.9%
2	No	1486	52.1%
9	Missing	28	1.0%

Warning: these figures indicate the number of cases found in the data file. They cannot be interpreted as summary statistics of the population of interest.

as127001: 27. How much do you agree with the following statements regarding gender roles? (1)Men should make the majority of important decisions in the family.

Information [Type= discrete] [Format=numeric] [Range= 0-9] [Missing=*]

Statistics [NW/ W] [Valid=2851 /-] [Invalid=0 /-]

Value	Label	Cases	Percentage
0	Not applicable or Skip	0	
1	Strongly agree	87	3.1%
2	Agree	536	18.8%
3	Disagree	1652	57.9%
4	Strongly disagree	574	20.1%
9	Missing	2	0.1%

Warning: these figures indicate the number of cases found in the data file. They cannot be interpreted as summary statistics of the population of interest.

as127002: 27. How much do you agree with the following statements regarding gender roles? (2)It will be disadvantageous for preschool children if their mother goes out to work.

Information [Type= discrete] [Format=numeric] [Range= 0-9] [Missing=*]

Statistics [NW/ W] [Valid=2851 /-] [Invalid=0 /-]

Value	Label	Cases	Percentage
0	Not applicable or Skip	0	
1	Strongly agree	102	3.6%
2	Agree	702	24.6%
3	Disagree	1538	53.9%
4	Strongly disagree	506	17.7%
9	Missing	3	0.1%

Warning: these figures indicate the number of cases found in the data file. They cannot be interpreted as summary statistics of the population of interest.

as127003: 27. How much do you agree with the following statements regarding gender roles? (3)A husband's responsibility is to earn money to support the family while a wife's responsibility is to take care of the family.

Information [Type= discrete] [Format=numeric] [Range= 0-9] [Missing=*]

Statistics [NW/ W] [Valid=2851 /-] [Invalid=0 /-]

Value	Label	Cases	Percentage
0	Not applicable or Skip	0	
1	Strongly agree	152	5.3%
2	Agree	536	18.8%
3	Disagree	1447	50.8%
4	Strongly disagree	713	25.0%
9	Missing	3	0.1%

Warning: these figures indicate the number of cases found in the data file. They cannot be interpreted as summary statistics of the population of interest.

as127004: 27. How much do you agree with the following statements regarding gender roles? (4)During a recession, (married) female employees should be laid off first.

Information [Type= discrete] [Format=numeric] [Range= 0-9] [Missing=*]

Statistics [NW/ W] [Valid=2851 /-] [Invalid=0 /-]

Value	Label	Cases	Percentage
0	Not applicable or Skip	0	
1	Strongly agree	54	1.9%
2	Agree	234	8.2%
3	Disagree	1072	37.6%





as127004: 27. How much do you agree with the following statements regarding gender roles? (4)During a recession, (married) female employees should be laid off first.

Value	Label	Cases	Percentage
4	Strongly disagree	1482	 52.0%
9	Missing	9	0.3%

Warning: these figures indicate the number of cases found in the data file. They cannot be interpreted as summary statistics of the population of interest.

as127005: 27. How much do you agree with the following statements regarding gender roles? (5)In general, males are more suitable for managerial positions than females.




Information	[Type= discrete] [Format=numeric] [Range= 0-9] [Missing=*]
Statistics [NW/ W]	[Valid=2851 /-] [Invalid=0 /-]

Value	Label	Cases	Percentage
0	Not applicable or Skip	0	
1	Strongly agree	83	 2.9%
2	Agree	376	 13.2%
3	Disagree	1279	 44.9%
4	Strongly disagree	1103	 38.7%
9	Missing	10	0.4%

Warning: these figures indicate the number of cases found in the data file. They cannot be interpreted as summary statistics of the population of interest.

as127006: 27. How much do you agree with the following statements regarding gender roles? (6)It is common that both the husband and wife are employed.




Information	[Type= discrete] [Format=numeric] [Range= 0-9] [Missing=*]
Statistics [NW/ W]	[Valid=2851 /-] [Invalid=0 /-]

Value	Label	Cases	Percentage
0	Not applicable or Skip	0	
1	Strongly agree	957	 33.6%
2	Agree	1652	 57.9%
3	Disagree	207	 7.3%
4	Strongly disagree	33	1.2%
9	Missing	2	0.1%

Warning: these figures indicate the number of cases found in the data file. They cannot be interpreted as summary statistics of the population of interest.

as127007: 27. How much do you agree with the following statements regarding gender roles? (7)If the wife would like to continue working after marriage, the husband should support her decision.

Information	[Type= discrete] [Format=numeric] [Range= 0-9] [Missing=*]
Statistics [NW/ W]	[Valid=2851 /-] [Invalid=0 /-]

Value	Label	Cases	Percentage
0	Not applicable or Skip	0	
1	Strongly agree	1218	 42.7%
2	Agree	1478	 51.8%
3	Disagree	130	 4.6%
4	Strongly disagree	20	0.7%
9	Missing	5	0.2%





Warning: these figures indicate the number of cases found in the data file. They cannot be interpreted as summary statistics of the population of interest.

as127008: 27. How much do you agree with the following statements regarding gender roles? (8)If the husband earns enough to support the family, the wife should stay home to take care of children

Information	[Type= discrete] [Format=numeric] [Range= 0-9] [Missing=*]
-------------	--

as127008: 27. How much do you agree with the following statements regarding gender roles? (8)If the husband earns enough to support the family, the wife should stay home to take care of children

Statistics [NW/ W] [Valid=2851 /-] [Invalid=0 /-]





Value	Label	Cases	Percentage
0	Not applicable or Skip	0	
1	Strongly agree	328	 11.5%
2	Agree	1226	 43.0%
3	Disagree	1024	 35.9%
4	Strongly disagree	268	 9.4%
9	Missing	5	0.2%

Warning: these figures indicate the number of cases found in the data file. They cannot be interpreted as summary statistics of the population of interest.

as127009: 27. How much do you agree with the following statements regarding gender roles? (9)If the husband and wife both have a job, the husband should spend as much time caring for the children as his wife.

Information [Type= discrete] [Format=numeric] [Range= 0-9] [Missing=*]

Statistics [NW/ W] [Valid=2851 /-] [Invalid=0 /-]





Value	Label	Cases	Percentage
0	Not applicable or Skip	0	
1	Strongly agree	1277	 44.8%
2	Agree	1289	 45.2%
3	Disagree	249	 8.7%
4	Strongly disagree	33	 1.2%
9	Missing	3	0.1%

Warning: these figures indicate the number of cases found in the data file. They cannot be interpreted as summary statistics of the population of interest.

as127010: 27. How much do you agree with the following statements regarding gender roles? (10)If a conflict arises between work and family, wives should prioritize family over work.

Information [Type= discrete] [Format=numeric] [Range= 0-9] [Missing=*]

Statistics [NW/ W] [Valid=2851 /-] [Invalid=0 /-]





Value	Label	Cases	Percentage
0	Not applicable or Skip	0	
1	Strongly agree	566	 19.9%
2	Agree	1475	 51.7%
3	Disagree	629	 22.1%
4	Strongly disagree	180	 6.3%
9	Missing	1	0.0%

Warning: these figures indicate the number of cases found in the data file. They cannot be interpreted as summary statistics of the population of interest.

as128001: 28. How much do the following descriptions of family life reflect your own family? (1) Family members are closer towards each other than they are towards outsiders..

Information [Type= discrete] [Format=numeric] [Range= 1-9] [Missing=*]

Statistics [NW/ W] [Valid=2851 /-] [Invalid=0 /-]

Value	Label	Cases	Percentage
1	Very much	1231	 43.2%
2	Somewhat	1200	 42.1%
3	No really	338	 11.9%
4	Not at all	80	 2.8%
9	Missing	2	0.1%

as128001: 28. How much do the following descriptions of family life reflect your own family? (1) Family members are closer towards each other than they are towards outsiders..

Warning: these figures indicate the number of cases found in the data file. They cannot be interpreted as summary statistics of the population of interest.

as128002: 28. How much do the following descriptions of family life reflect your own family? (2) Family is strongly bonded.

Information [Type= discrete] [Format=numeric] [Range= 1-9] [Missing=*]

Statistics [NW/ W] [Valid=2851 /-] [Invalid=0 /-]

Value	Label	Cases	Percentage
1	Very much	1051	36.9%
2	Somewhat	1397	49.0%
3	No really	350	12.3%
4	Not at all	52	1.8%
9	Missing	1	0.0%

Warning: these figures indicate the number of cases found in the data file. They cannot be interpreted as summary statistics of the population of interest.

as128003: 28. How much do the following descriptions of family life reflect your own family? (3) Family members discuss matters with each other before making a decision

Information [Type= discrete] [Format=numeric] [Range= 1-9] [Missing=*]

Statistics [NW/ W] [Valid=2851 /-] [Invalid=0 /-]

Value	Label	Cases	Percentage
1	Very much	884	31.0%
2	Somewhat	1189	41.7%
3	No really	651	22.8%
4	Not at all	122	4.3%
9	Missing	5	0.2%

Warning: these figures indicate the number of cases found in the data file. They cannot be interpreted as summary statistics of the population of interest.

as128004: 28. How much do the following descriptions of family life reflect your own family? (4) Family members like to spend their free time together.

Information [Type= discrete] [Format=numeric] [Range= 1-9] [Missing=*]

Statistics [NW/ W] [Valid=2851 /-] [Invalid=0 /-]

Value	Label	Cases	Percentage
1	Very much	717	25.1%
2	Somewhat	1107	38.8%
3	No really	835	29.3%
4	Not at all	191	6.7%
9	Missing	1	0.0%

Warning: these figures indicate the number of cases found in the data file. They cannot be interpreted as summary statistics of the population of interest.

as128005: 28. How much do the following descriptions of family life reflect your own family? (5) Every family member participates in family activities.

Information [Type= discrete] [Format=numeric] [Range= 1-9] [Missing=*]

Statistics [NW/ W] [Valid=2851 /-] [Invalid=0 /-]

Value	Label	Cases	Percentage
1	Very much	498	17.5%
2	Somewhat	997	35.0%
3	No really	1086	38.1%
4	Not at all	264	9.3%

as128005: 28. How much do the following descriptions of family life reflect your own family? (5) Every family member participates in family activities.

Value	Label	Cases	Percentage
9	Missing	6	0.2%

Warning: these figures indicate the number of cases found in the data file. They cannot be interpreted as summary statistics of the population of interest.

as128006: 28. How much do the following descriptions of family life reflect your own family? (6) Family members like to do something together.

Information	[Type= discrete] [Format=numeric] [Range= 1-99] [Missing=*]
Statistics [NW/ W]	[Valid=2851 /-] [Invalid=0 /-]

Value	Label	Cases	Percentage
1	Very much	442	15.5%
2	Somewhat	1035	36.3%
3	No really	1123	39.4%
4	Not at all	245	8.6%
9	Missing	0	
13	This respondent chose both 'very much' and 'not really'	1	0.0%
99	Missing	5	0.2%

Warning: these figures indicate the number of cases found in the data file. They cannot be interpreted as summary statistics of the population of interest.

as128007: 28. How much do the following descriptions of family life reflect your own family? (7) Family members accept each other's friends.

Information	[Type= discrete] [Format=numeric] [Range= 1-9] [Missing=*]
Statistics [NW/ W]	[Valid=2851 /-] [Invalid=0 /-]

Value	Label	Cases	Percentage
1	Very much	768	26.9%
2	Somewhat	1371	48.1%
3	No really	561	19.7%
4	Not at all	150	5.3%
9	Missing	1	0.0%

Warning: these figures indicate the number of cases found in the data file. They cannot be interpreted as summary statistics of the population of interest.

as128008: 28. How much do the following descriptions of family life reflect your own family? (8) I can get comfort from my family when I experience setbacks in life.

Information	[Type= discrete] [Format=numeric] [Range= 1-9] [Missing=*]
Statistics [NW/ W]	[Valid=2851 /-] [Invalid=0 /-]

Value	Label	Cases	Percentage
1	Very much	695	24.4%
2	Somewhat	1125	39.5%
3	No really	778	27.3%
4	Not at all	251	8.8%
9	Missing	2	0.1%

Warning: these figures indicate the number of cases found in the data file. They cannot be interpreted as summary statistics of the population of interest.

as128009: 28. How much do the following descriptions of family life reflect your own family? (9) I can rely on my family when I need help or when I want to hear some honest advices.

Information	[Type= discrete] [Format=numeric] [Range= 1-9] [Missing=*]
Statistics [NW/ W]	[Valid=2851 /-] [Invalid=0 /-]

as128009: 28. How much do the following descriptions of family life reflect your own family? (9) I can rely on my family when I need help or when I want to hear some honest advices.

Value	Label	Cases	Percentage
1	Very much	785	27.5%
2	Somewhat	1207	42.3%
3	No really	645	22.6%
4	Not at all	208	7.3%
9	Missing	6	0.2%

Warning: these figures indicate the number of cases found in the data file. They cannot be interpreted as summary statistics of the population of interest.

as129001: 29. How much do you agree on the following statements about family values? (1)Inherited land and assets should never be sold

Information	[Type= discrete] [Format=numeric] [Range= 1-9] [Missing=*]
Statistics [NW/ W]	[Valid=2851 /-] [Invalid=0 /-]

Value	Label	Cases	Percentage
1	Strongly agree	602	21.1%
2	Agree	1222	42.9%
3	Disagree	924	32.4%
4	Strongly disagree	100	3.5%
9	Missing	3	0.1%

Warning: these figures indicate the number of cases found in the data file. They cannot be interpreted as summary statistics of the population of interest.

as129002: 29. How much do you agree on the following statements about family values? (2)Every household needs a son to continue the family lineage.

Information	[Type= discrete] [Format=numeric] [Range= 1-9] [Missing=*]
Statistics [NW/ W]	[Valid=2851 /-] [Invalid=0 /-]

Value	Label	Cases	Percentage
1	Strongly agree	200	7.0%
2	Agree	622	21.8%
3	Disagree	1414	49.6%
4	Strongly disagree	613	21.5%
9	Missing	2	0.1%

Warning: these figures indicate the number of cases found in the data file. They cannot be interpreted as summary statistics of the population of interest.

as129003: 29. How much do you agree on the following statements about family values? (3) If there are no sons in the household to carry on the family name, one should adopt a boy or relative's son.

Information [Type= discrete] [Format=numeric] [Range= 1-9] [Missing=*]

Statistics [NW/ W] [Valid=2851 /-] [Invalid=0 /-]

Value	Label	Cases	Percentage
1	Strongly agree	101	3.5%
2	Agree	556	19.5%
3	Disagree	1453	51.0%
4	Strongly disagree	737	25.9%
9	Missing	4	0.1%

Warning: these figures indicate the number of cases found in the data file. They cannot be interpreted as summary statistics of the population of interest.

as129004: 29. How much do you agree on the following statements about family values? (4) Making sure the children can attend university education is the duty of their parents, regardless of the financial conditions of the family.

Information [Type= discrete] [Format=numeric] [Range= 1-9] [Missing=*]

Statistics [NW/ W] [Valid=2851 /-] [Invalid=0 /-]

Value	Label	Cases	Percentage
1	Strongly agree	415	14.6%
2	Agree	1141	40.0%
3	Disagree	1091	38.3%
4	Strongly disagree	202	7.1%
9	Missing	2	0.1%

Warning: these figures indicate the number of cases found in the data file. They cannot be interpreted as summary statistics of the population of interest.

as129005: 29. How much do you agree on the following statements about family values? (5) It's favorable for parents to bequeath a sum of money/land to their children.

Information [Type= discrete] [Format=numeric] [Range= 1-9] [Missing=*]

Statistics [NW/ W] [Valid=2851 /-] [Invalid=0 /-]

Value	Label	Cases	Percentage
1	Strongly agree	210	7.4%
2	Agree	1124	39.4%
3	Disagree	1205	42.3%
4	Strongly disagree	306	10.7%
9	Missing	6	0.2%

Warning: these figures indicate the number of cases found in the data file. They cannot be interpreted as summary statistics of the population of interest.

as129006: 29. How much do you agree on the following statements about family values? (6) It is the duty for the children to take care of their aging parents.

Information [Type= discrete] [Format=numeric] [Range= 1-9] [Missing=*]

Statistics [NW/ W] [Valid=2851 /-] [Invalid=0 /-]

Value	Label	Cases	Percentage
1	Strongly agree	2041	71.6%
2	Agree	735	25.8%
3	Disagree	56	2.0%
4	Strongly disagree	15	0.5%
9	Missing	4	0.1%

Warning: these figures indicate the number of cases found in the data file. They cannot be interpreted as summary statistics of the population of interest.

# as129007: 29. How much do you agree on the following statements about family values? (7)When the elderly have trouble making ends meet, it is the responsibility for their children to support them financially.			
Information	[Type= discrete] [Format=numeric] [Range= 1-9] [Missing=*]		
Statistics [NW/ W]	[Valid=2851 /-] [Invalid=0 /-]		
Value	Label	Cases	Percentage
1	Strongly agree	1995	<div><div></div></div> 70.0%
2	Agree	811	<div><div></div></div> 28.4%
3	Disagree	31	<div><div></div></div> 1.1%
4	Strongly disagree	11	<div><div></div></div> 0.4%
9	Missing	3	<div><div></div></div> 0.1%
Warning: these figures indicate the number of cases found in the data file. They cannot be interpreted as summary statistics of the population of interest.			
# as130001: 30. The following statements concerns honoring one's ancestors, how much do you agree with them? (1)It is better that after someone passed away, he/she is worshipped by his/her children and grandchildren.			
Information	[Type= discrete] [Format=numeric] [Range= 1-9] [Missing=*]		
Statistics [NW/ W]	[Valid=2851 /-] [Invalid=0 /-]		
Value	Label	Cases	Percentage
1	Strongly agree	727	<div><div></div></div> 25.5%
2	Agree	1620	<div><div></div></div> 56.8%
3	Disagree	399	<div><div></div></div> 14.0%
4	Strongly disagree	104	<div><div></div></div> 3.6%
9	Missing	1	<div><div></div></div> 0.0%
Warning: these figures indicate the number of cases found in the data file. They cannot be interpreted as summary statistics of the population of interest.			
# as130002: 30. The following statements concerns honoring one's ancestors, how much do you agree with them? (2)If one doesn't worship his/her ancestor, the ancestor will become angry.			
Information	[Type= discrete] [Format=numeric] [Range= 1-9] [Missing=*]		
Statistics [NW/ W]	[Valid=2851 /-] [Invalid=0 /-]		
Value	Label	Cases	Percentage
1	Strongly agree	326	<div><div></div></div> 11.4%
2	Agree	1043	<div><div></div></div> 36.6%
3	Disagree	1169	<div><div></div></div> 41.0%
4	Strongly disagree	312	<div><div></div></div> 10.9%
9	Missing	1	<div><div></div></div> 0.0%
Warning: these figures indicate the number of cases found in the data file. They cannot be interpreted as summary statistics of the population of interest.			
# as130003: 30. The following statements concerns honoring one's ancestors, how much do you agree with them? (3)It is necessary to worship one's ancestors consistently in order to receive their blessings.			
Information	[Type= discrete] [Format=numeric] [Range= 1-9] [Missing=*]		
Statistics [NW/ W]	[Valid=2851 /-] [Invalid=0 /-]		
Value	Label	Cases	Percentage
1	Strongly agree	476	<div><div></div></div> 16.7%
2	Agree	1437	<div><div></div></div> 50.4%
3	Disagree	718	<div><div></div></div> 25.2%
4	Strongly disagree	220	<div><div></div></div> 7.7%
9	Missing	0	<div><div></div></div> 0.0%
Warning: these figures indicate the number of cases found in the data file. They cannot be interpreted as summary statistics of the population of interest.			

as131a01: 31A.Do you often hold conflicting opinions with your parents as following statements? (If you circle 1 in part A, then you don't need to circle part B) (1)Studying hard

Information [Type= discrete] [Format=numeric] [Range= 1-9] [Missing=*]

Statistics [NW/ W] [Valid=2851 /-] [Invalid=0 /-]

Value	Label	Cases	Percentage
1	Never	445	15.6%
2	Seldom	714	25.0%
3	Sometimes	1103	38.7%
4	Often	425	14.9%
5	Always	152	5.3%
9	Missing	12	0.4%

Warning: these figures indicate the number of cases found in the data file. They cannot be interpreted as summary statistics of the population of interest.

as131a02: 31A.Do you often hold conflicting opinions with your parents as following statements? (If you circle 1 in part A, then you don't need to circle part B) (2)Choosing friends

Information [Type= discrete] [Format=numeric] [Range= 1-9] [Missing=*]

Statistics [NW/ W] [Valid=2851 /-] [Invalid=0 /-]

Value	Label	Cases	Percentage
1	Never	780	27.4%
2	Seldom	735	25.8%
3	Sometimes	724	25.4%
4	Often	423	14.8%
5	Always	179	6.3%
9	Missing	10	0.4%

Warning: these figures indicate the number of cases found in the data file. They cannot be interpreted as summary statistics of the population of interest.

as131a03: 31A.Do you often hold conflicting opinions with your parents as following statements? (If you circle 1 in part A, then you don't need to circle part B) (3)Participating in school events

Information [Type= discrete] [Format=numeric] [Range= 1-9] [Missing=*]

Statistics [NW/ W] [Valid=2851 /-] [Invalid=0 /-]

Value	Label	Cases	Percentage
1	Never	1093	38.3%
2	Seldom	836	29.3%
3	Sometimes	582	20.4%
4	Often	216	7.6%
5	Always	106	3.7%
9	Missing	18	0.6%

Warning: these figures indicate the number of cases found in the data file. They cannot be interpreted as summary statistics of the population of interest.

as131a04: 31A.Do you often hold conflicting opinions with your parents as following statements? (If you circle 1 in part A, then you don't need to circle part B) (4)Attitudes towards parents

Information [Type= discrete] [Format=numeric] [Range= 1-9] [Missing=*]

Statistics [NW/ W] [Valid=2851 /-] [Invalid=0 /-]

Value	Label	Cases	Percentage
1	Never	576	20.2%
2	Seldom	781	27.4%
3	Sometimes	926	32.5%
4	Often	411	14.4%

as131a04: 31A.Do you often hold conflicting opinions with your parents as following statements? (If you circle 1 in part A, then you don't need to circle part B) (4)Attitudes towards parents

Value	Label	Cases	Percentage
5	Always	139	4.9%
9	Missing	18	0.6%

Warning: these figures indicate the number of cases found in the data file. They cannot be interpreted as summary statistics of the population of interest.

as131a05: 31A.Do you often hold conflicting opinions with your parents as following statements? (If you circle 1 in part A, then you don't need to circle part B) (5)The way that parents discipline you

Information	[Type= discrete] [Format=numeric] [Range= 1-9] [Missing=*]
Statistics [NW/ W]	[Valid=2851 /-] [Invalid=0 /-]

Value	Label	Cases	Percentage
1	Never	590	20.7%
2	Seldom	649	22.8%
3	Sometimes	865	30.3%
4	Often	487	17.1%
5	Always	250	8.8%
9	Missing	10	0.4%

Warning: these figures indicate the number of cases found in the data file. They cannot be interpreted as summary statistics of the population of interest.

as131b01: 31B. Do you and your parents hold different views towards the following statements? If so,do you obey their opinion when you and your parents hold conflicting opinions? (1)Studying hard

Information	[Type= discrete] [Format=numeric] [Range= 0-9] [Missing=*]
Statistics [NW/ W]	[Valid=2851 /-] [Invalid=0 /-]

Value	Label	Cases	Percentage
0	Skipped	445	15.6%
1	Never	88	3.1%
2	Seldom	574	20.1%
3	Sometimes	1082	38.0%
4	Often	469	16.5%
5	Always	159	5.6%
9	Missing	34	1.2%

Warning: these figures indicate the number of cases found in the data file. They cannot be interpreted as summary statistics of the population of interest.

as131b02: 31B. Do you and your parents hold different views towards the following statements? If so,do you obey their opinion when you and your parents hold conflicting opinions? (2)Choosing friends

Information	[Type= discrete] [Format=numeric] [Range= 0-9] [Missing=*]
Statistics [NW/ W]	[Valid=2851 /-] [Invalid=0 /-]

Value	Label	Cases	Percentage
0	Skipped	780	27.4%
1	Never	210	7.4%
2	Seldom	654	22.9%
3	Sometimes	721	25.3%
4	Often	321	11.3%
5	Always	130	4.6%
9	Missing	35	1.2%

Warning: these figures indicate the number of cases found in the data file. They cannot be interpreted as summary statistics of the population of interest.

as131b03: 31B. Do you and your parents hold different views towards the following statements? If so,do you obey their opinion when you and your parents hold conflicting opinions? (3)Participating in school events

Information	[Type= discrete] [Format=numeric] [Range= 0-9] [Missing=*]
Statistics [NW/ W]	[Valid=2851 /-] [Invalid=0 /-]

Value	Label	Cases	Percentage
0	Skipped	1093	38.3%
1	Never	124	4.3%
2	Seldom	455	16.0%
3	Sometimes	641	22.5%
4	Often	322	11.3%
5	Always	178	6.2%
9	Missing	38	1.3%

Warning: these figures indicate the number of cases found in the data file. They cannot be interpreted as summary statistics of the population of interest.

as131b04: 31B. Do you and your parents hold different views towards the following statements? If so,do you obey their opinion when you and your parents hold conflicting opinions? (4)Attitudes towards parents

Information	[Type= discrete] [Format=numeric] [Range= 0-9] [Missing=*]
Statistics [NW/ W]	[Valid=2851 /-] [Invalid=0 /-]

Value	Label	Cases	Percentage
0	Skipped	576	20.2%
1	Never	84	2.9%
2	Seldom	424	14.9%
3	Sometimes	955	33.5%
4	Often	533	18.7%
5	Always	241	8.5%
9	Missing	38	1.3%

Warning: these figures indicate the number of cases found in the data file. They cannot be interpreted as summary statistics of the population of interest.

as131b05: 31B. Do you and your parents hold different views towards the following statements? If so,do you obey their opinion when you and your parents hold conflicting opinions? (5)The way that parents discipline you

Information	[Type= discrete] [Format=numeric] [Range= 0-9] [Missing=*]
Statistics [NW/ W]	[Valid=2851 /-] [Invalid=0 /-]

Value	Label	Cases	Percentage
0	Skipped	589	20.7%
1	Never	127	4.5%
2	Seldom	496	17.4%
3	Sometimes	922	32.3%
4	Often	470	16.5%
5	Always	210	7.4%
9	Missing	37	1.3%


Warning: these figures indicate the number of cases found in the data file. They cannot be interpreted as summary statistics of the population of interest.

as132m01: 32. Do the following statements accurately reflect the way you feel towards your mother? (1)It makes you feel uneasy when she's around.

Information	[Type= discrete] [Format=numeric] [Range= 0-9] [Missing=*]
Statistics [NW/ W]	[Valid=2851 /-] [Invalid=0 /-]

Value	Label	Cases	Percentage
0	Not applicable	23	0.8%







as132m01: 32. Do the following statements accurately reflect the way you feel towards your mother? (1)It makes you feel uneasy when she's around.

Value	Label	Cases	Percentage
1	Often	223	 7.8%
2	Sometimes	531	 18.6%
3	Seldom	787	 27.6%
4	Never	1284	 45.0%
9	Missing	3	 0.1%

Warning: these figures indicate the number of cases found in the data file. They cannot be interpreted as summary statistics of the population of interest.

as132m02: 32. Do the following statements accurately reflect the way you feel towards your mother? (2)She always there for you when you really need help.







Information	[Type= discrete] [Format=numeric] [Range= 0-9] [Missing=*]
Statistics [NW/ W]	[Valid=2851 /-] [Invalid=0 /-]

Value	Label	Cases	Percentage
0	Not applicable	24	 0.8%
1	Often	779	 27.3%
2	Sometimes	933	 32.7%
3	Seldom	859	 30.1%
4	Never	251	 8.8%
9	Missing	5	 0.2%

Warning: these figures indicate the number of cases found in the data file. They cannot be interpreted as summary statistics of the population of interest.

as132m03: 32. Do the following statements accurately reflect the way you feel towards your mother? (3)She understands your opinions.







Information	[Type= discrete] [Format=numeric] [Range= 0-9] [Missing=*]
Statistics [NW/ W]	[Valid=2851 /-] [Invalid=0 /-]

Value	Label	Cases	Percentage
0	Not applicable	24	 0.8%
1	Often	558	 19.6%
2	Sometimes	861	 30.2%
3	Seldom	903	 31.7%
4	Never	501	 17.6%
9	Missing	4	 0.1%

Warning: these figures indicate the number of cases found in the data file. They cannot be interpreted as summary statistics of the population of interest.

as132m04: 32. Do the following statements accurately reflect the way you feel towards your mother? (4)She is often concerned about your emotions and any problems that are bothering you.

Information	[Type= discrete] [Format=numeric] [Range= 0-9] [Missing=*]
Statistics [NW/ W]	[Valid=2851 /-] [Invalid=0 /-]

Value	Label	Cases	Percentage
0	Not applicable	24	 0.8%
1	Often	818	 28.7%
2	Sometimes	802	 28.1%
3	Seldom	849	 29.8%
4	Never	349	 12.2%
9	Missing	9	 0.3%

Warning: these figures indicate the number of cases found in the data file. They cannot be interpreted as summary statistics of the population of interest.

as132m05: 32. Do the following statements accurately reflect the way you feel towards your mother? (5)She sticks to her decisions.

Information [Type= discrete] [Format=numeric] [Range= 0-9] [Missing=*]

Statistics [NW/ W] [Valid=2851 /-] [Invalid=0 /-]

Value	Label	Cases	Percentage
0	Not applicable	24	0.8%
1	Often	653	22.9%
2	Sometimes	879	30.8%
3	Seldom	1015	35.6%
4	Never	271	9.5%
9	Missing	9	0.3%

Warning: these figures indicate the number of cases found in the data file. They cannot be interpreted as summary statistics of the population of interest.

as132m06: 32. Do the following statements accurately reflect the way you feel towards your mother? (6)She demands more from you than what she provides.

Information [Type= discrete] [Format=numeric] [Range= 0-9] [Missing=*]

Statistics [NW/ W] [Valid=2851 /-] [Invalid=0 /-]

Value	Label	Cases	Percentage
0	Not applicable	24	0.8%
1	Often	417	14.6%
2	Sometimes	655	23.0%
3	Seldom	933	32.7%
4	Never	817	28.7%
9	Missing	5	0.2%

Warning: these figures indicate the number of cases found in the data file. They cannot be interpreted as summary statistics of the population of interest.

as132f01: 32. Do the following statements accurately reflect the way you feel towards your father? (1)It makes you feel uneasy when she's around.

Information [Type= discrete] [Format=numeric] [Range= 0-9] [Missing=*]

Statistics [NW/ W] [Valid=2851 /-] [Invalid=0 /-]

Value	Label	Cases	Percentage
0	Not applicable	51	1.8%
1	Often	368	12.9%
2	Sometimes	633	22.2%
3	Seldom	768	26.9%
4	Never	1008	35.4%
9	Missing	23	0.8%

Warning: these figures indicate the number of cases found in the data file. They cannot be interpreted as summary statistics of the population of interest.

as132f02: 32. Do the following statements accurately reflect the way you feel towards your father? (2)He always there for you when you really need help.

Information [Type= discrete] [Format=numeric] [Range= 0-9] [Missing=*]

Statistics [NW/ W] [Valid=2851 /-] [Invalid=0 /-]

Value	Label	Cases	Percentage
0	Not applicable	51	1.8%
1	Often	437	15.3%
2	Sometimes	806	28.3%
3	Seldom	1066	37.4%

as132f02: 32. Do the following statements accurately reflect the way you feel towards your father? (2)He always there for you when you really need help.

Value	Label	Cases	Percentage
4	Never	466	16.3%
9	Missing	25	0.9%

Warning: these figures indicate the number of cases found in the data file. They cannot be interpreted as summary statistics of the population of interest.

as132f03: 32. Do the following statements accurately reflect the way you feel towards your father? (3)He understands your opinions.

Information	[Type= discrete] [Format=numeric] [Range= 0-9] [Missing=*]
Statistics [NW/ W]	[Valid=2851 /-] [Invalid=0 /-]

Value	Label	Cases	Percentage
0	Not applicable	51	1.8%
1	Often	308	10.8%
2	Sometimes	720	25.3%
3	Seldom	1059	37.1%
4	Never	692	24.3%
9	Missing	21	0.7%

Warning: these figures indicate the number of cases found in the data file. They cannot be interpreted as summary statistics of the population of interest.

as132f04: 32. Do the following statements accurately reflect the way you feel towards your father? (4)He is often concerned about your emotions and any problems that are bothering you.

Information	[Type= discrete] [Format=numeric] [Range= 0-9] [Missing=*]
Statistics [NW/ W]	[Valid=2851 /-] [Invalid=0 /-]

Value	Label	Cases	Percentage
0	Not applicable	51	1.8%
1	Often	480	16.8%
2	Sometimes	682	23.9%
3	Seldom	1037	36.4%
4	Never	576	20.2%
9	Missing	25	0.9%

Warning: these figures indicate the number of cases found in the data file. They cannot be interpreted as summary statistics of the population of interest.

as132f05: 32. Do the following statements accurately reflect the way you feel towards your father? (5)He sticks to her decisions.

Information	[Type= discrete] [Format=numeric] [Range= 0-9] [Missing=*]
Statistics [NW/ W]	[Valid=2851 /-] [Invalid=0 /-]

Value	Label	Cases	Percentage
0	Not applicable	51	1.8%
1	Often	757	26.6%
2	Sometimes	794	27.8%
3	Seldom	900	31.6%
4	Never	323	11.3%
9	Missing	26	0.9%

Warning: these figures indicate the number of cases found in the data file. They cannot be interpreted as summary statistics of the population of interest.

as132f06: 32. Do the following statements accurately reflect the way you feel towards your father? (6)He demands more from you than what she provides.

Information	[Type= discrete] [Format=numeric] [Range= 0-9] [Missing=*]
-------------	--

as132f06: 32. Do the following statements accurately reflect the way you feel towards your father? (6)He demands more from you than what she provides.

Statistics [NW/ W] [Valid=2851 /-] [Invalid=0 /-]

Value	Label	Cases	Percentage
0	Not applicable	51	1.8%
1	Often	440	15.4%
2	Sometimes	615	21.6%
3	Seldom	878	30.8%
4	Never	843	29.6%
9	Missing	24	0.8%

Warning: these figures indicate the number of cases found in the data file. They cannot be interpreted as summary statistics of the population of interest.

as133m00: 33. Are you happy when you are with your mother?

Information [Type= discrete] [Format=numeric] [Range= 0-9] [Missing=*]

Statistics [NW/ W] [Valid=2851 /-] [Invalid=0 /-]

Value	Label	Cases	Percentage
0	Not applicable	21	0.7%
1	Very happy	1165	40.9%
2	Happy	1420	49.8%
3	Unhappy	203	7.1%
4	Very unhappy	36	1.3%
9	Missing	6	0.2%

Warning: these figures indicate the number of cases found in the data file. They cannot be interpreted as summary statistics of the population of interest.

as133f00: 33. Are you happy when you are with your father?

Information [Type= discrete] [Format=numeric] [Range= 0-9] [Missing=*]

Statistics [NW/ W] [Valid=2851 /-] [Invalid=0 /-]

Value	Label	Cases	Percentage
0	Not applicable	41	1.4%
1	Very happy	940	33.0%
2	Happy	1428	50.1%
3	Unhappy	320	11.2%
4	Very unhappy	108	3.8%
9	Missing	14	0.5%

Warning: these figures indicate the number of cases found in the data file. They cannot be interpreted as summary statistics of the population of interest.

as134m00: 34. How much do you share your secrets with your mother?

Information [Type= discrete] [Format=numeric] [Range= 0-9] [Missing=*]

Statistics [NW/ W] [Valid=2851 /-] [Invalid=0 /-]

Value	Label	Cases	Percentage
0	Not applicable	21	0.7%
1	A lots	359	12.6%
2	Some	872	30.6%
3	A little	738	25.9%
4	Nothing	856	30.0%
9	Missing	5	0.2%

Warning: these figures indicate the number of cases found in the data file. They cannot be interpreted as summary statistics of the population of interest.

# as134f00: 34. How much do you share your secrets with your father?			
Information	[Type= discrete] [Format=numeric] [Range= 0-9] [Missing=*]		
Statistics [NW/ W]	[Valid=2851 /-] [Invalid=0 /-]		
Value	Label	Cases	Percentage
0	Not applicable	42	1.5%
1	A lots	155	5.4%
2	Some	600	21.0%
3	A little	949	33.3%
4	Nothing	1093	38.3%
9	Missing	12	0.4%
Warning: these figures indicate the number of cases found in the data file. They cannot be interpreted as summary statistics of the population of interest.			
# as135m01: 35. Thing about last month, when you were chatting or doing something with your mother, how was the attitude your mother towards you? (1) Angry towards you			
Information	[Type= discrete] [Format=numeric] [Range= 0-9] [Missing=*]		
Statistics [NW/ W]	[Valid=2851 /-] [Invalid=0 /-]		
Value	Label	Cases	Percentage
0	Not applicable	26	0.9%
1	Always	55	1.9%
2	Nearly always	60	2.1%
3	Often	235	8.2%
4	Sometimes	359	12.6%
5	Seldom	1051	36.9%
6	Barely	533	18.7%
7	Never	528	18.5%
9	Missing	4	0.1%
Warning: these figures indicate the number of cases found in the data file. They cannot be interpreted as summary statistics of the population of interest.			
# as135m02: 35. Thing about last month, when you were chatting or doing something with your mother, how was the attitude your mother towards you? (2) Asking for your opinion on important matters			
Information	[Type= discrete] [Format=numeric] [Range= 0-9] [Missing=*]		
Statistics [NW/ W]	[Valid=2851 /-] [Invalid=0 /-]		
Value	Label	Cases	Percentage
0	Not applicable	26	0.9%
1	Always	236	8.3%
2	Nearly always	200	7.0%
3	Often	688	24.1%
4	Sometimes	487	17.1%
5	Seldom	650	22.8%
6	Barely	260	9.1%
7	Never	297	10.4%
9	Missing	7	0.2%
Warning: these figures indicate the number of cases found in the data file. They cannot be interpreted as summary statistics of the population of interest.			
# as135m03: 35. Thing about last month, when you were chatting or doing something with your mother, how was the attitude your mother towards you? (3) Carefully listening to your opinions and viewpoints			
Information	[Type= discrete] [Format=numeric] [Range= 0-9] [Missing=*]		
Statistics [NW/ W]	[Valid=2851 /-] [Invalid=0 /-]		

as135m03: 35. Thing about last month, when you were chatting or doing something with your mother, how was the attitude your mother towards you? (3) Carefully listening to your opinions and viewpoints

Value	Label	Cases	Percentage
0	Not applicable	27	0.9%
1	Always	319	11.2%
2	Nearly always	204	7.2%
3	Often	554	19.4%
4	Sometimes	508	17.8%
5	Seldom	647	22.7%
6	Barely	295	10.3%
7	Never	293	10.3%
9	Missing	4	0.1%

Warning: these figures indicate the number of cases found in the data file. They cannot be interpreted as summary statistics of the population of interest.

as135m04: 35. Thing about last month, when you were chatting or doing something with your mother, how was the attitude your mother towards you? (4) Showing that she really cares about you

Information	[Type= discrete] [Format=numeric] [Range= 0-9] [Missing=*]
Statistics [NW/ W]	[Valid=2851 /-] [Invalid=0 /-]

Value	Label	Cases	Percentage
0	Not applicable	26	0.9%
1	Always	357	12.5%
2	Nearly always	255	8.9%
3	Often	591	20.7%
4	Sometimes	499	17.5%
5	Seldom	619	21.7%
6	Barely	222	7.8%
7	Never	277	9.7%
9	Missing	5	0.2%

Warning: these figures indicate the number of cases found in the data file. They cannot be interpreted as summary statistics of the population of interest.

as135m05: 35. Thing about last month, when you were chatting or doing something with your mother, how was the attitude your mother towards you? (5) Shouting and yelling at you furiously

Information	[Type= discrete] [Format=numeric] [Range= 0-9] [Missing=*]
Statistics [NW/ W]	[Valid=2851 /-] [Invalid=0 /-]

Value	Label	Cases	Percentage
0	Not applicable	26	0.9%
1	Always	115	4.0%
2	Nearly always	69	2.4%
3	Often	235	8.2%
4	Sometimes	274	9.6%
5	Seldom	683	24.0%
6	Barely	562	19.7%
7	Never	880	30.9%
9	Missing	7	0.2%

Warning: these figures indicate the number of cases found in the data file. They cannot be interpreted as summary statistics of the population of interest.

as135m06: 35. Thing about last month, when you were chatting or doing something with your mother, how was the attitude your mother towards you? (6) Trying to let you know that she appreciates you (your ideas or your behavior

Information	[Type= discrete] [Format=numeric] [Range= 0-9] [Missing=*]
--------------------	--

as135m06: 35. Thing about last month, when you were chatting or doing something with your mother, how was the attitude your mother towards you? (6) Trying to let you know that she appreciates you (your ideas or your behavior

Statistics [NW/ W] [Valid=2851 /-] [Invalid=0 /-]

Value	Label	Cases	Percentage
0	Not applicable	26	0.9%
1	Always	148	5.2%
2	Nearly always	124	4.3%
3	Often	375	13.2%
4	Sometimes	426	14.9%
5	Seldom	854	30.0%
6	Barely	412	14.5%
7	Never	477	16.7%
9	Missing	9	0.3%

Warning: these figures indicate the number of cases found in the data file. They cannot be interpreted as summary statistics of the population of interest.

as135m07: 35. Thing about last month, when you were chatting or doing something with your mother, how was the attitude your mother towards you? (7) Pinching, hitting, or punching you

Information [Type= discrete] [Format=numeric] [Range= 0-9] [Missing=*]

Statistics [NW/ W] [Valid=2851 /-] [Invalid=0 /-]

Value	Label	Cases	Percentage
0	Not applicable	26	0.9%
1	Always	23	0.8%
2	Nearly always	16	0.6%
3	Often	46	1.6%
4	Sometimes	74	2.6%
5	Seldom	308	10.8%
6	Barely	486	17.0%
7	Never	1867	65.5%
9	Missing	5	0.2%

Warning: these figures indicate the number of cases found in the data file. They cannot be interpreted as summary statistics of the population of interest.

as135m08: 35. Thing about last month, when you were chatting or doing something with your mother, how was the attitude your mother towards you? (8) Arguing with you because you disagree with her

Information [Type= discrete] [Format=numeric] [Range= 0-9] [Missing=*]

Statistics [NW/ W] [Valid=2851 /-] [Invalid=0 /-]

Value	Label	Cases	Percentage
0	Not applicable	26	0.9%
1	Always	124	4.3%
2	Nearly always	116	4.1%
3	Often	282	9.9%
4	Sometimes	331	11.6%
5	Seldom	689	24.2%
6	Barely	571	20.0%
7	Never	707	24.8%
9	Missing	5	0.2%

Warning: these figures indicate the number of cases found in the data file. They cannot be interpreted as summary statistics of the population of interest.

as135m09: 35. Thing about last month, when you were chatting or doing something with your mother, how was the attitude your mother towards you? (9) Screaming, yelling, or scolding you

Information	[Type= discrete] [Format=numeric] [Range= 0-9] [Missing=*]
Statistics [NW/ W]	[Valid=2851 /-] [Invalid=0 /-]

Value	Label	Cases	Percentage
0	Not applicable	26	0.9%
1	Always	201	7.1%
2	Nearly always	111	3.9%
3	Often	349	12.2%
4	Sometimes	354	12.4%
5	Seldom	502	17.6%
6	Barely	447	15.7%
7	Never	857	30.1%
9	Missing	4	0.1%

Warning: these figures indicate the number of cases found in the data file. They cannot be interpreted as summary statistics of the population of interest.

as135m10: 35. Thing about last month, when you were chatting or doing something with your mother, how was the attitude your mother towards you? (10) Expressing her support and understanding

Information	[Type= discrete] [Format=numeric] [Range= 0-9] [Missing=*]
Statistics [NW/ W]	[Valid=2851 /-] [Invalid=0 /-]

Value	Label	Cases	Percentage
0	Not applicable	26	0.9%
1	Always	288	10.1%
2	Nearly always	206	7.2%
3	Often	562	19.7%
4	Sometimes	511	17.9%
5	Seldom	575	20.2%
6	Barely	342	12.0%
7	Never	338	11.9%
9	Missing	3	0.1%

Warning: these figures indicate the number of cases found in the data file. They cannot be interpreted as summary statistics of the population of interest.

as135f01: 35. Thing about last month, when you were chatting or doing something with your father, how was the attitude your father towards you? (1) Angry towards you










Information	[Type= discrete] [Format=numeric] [Range= 0-9] [Missing=*]
Statistics [NW/ W]	[Valid=2851 /-] [Invalid=0 /-]

Value	Label	Cases	Percentage
0	Not applicable	63	2.2%
1	Always	68	2.4%
2	Nearly always	65	2.3%
3	Often	192	6.7%
4	Sometimes	286	10.0%
5	Seldom	841	29.5%
6	Barely	622	21.8%
7	Never	700	24.6%
9	Missing	14	0.5%

Warning: these figures indicate the number of cases found in the data file. They cannot be interpreted as summary statistics of the population of interest.

as135f02: 35. Thing about last month, when you were chatting or doing something with your father, how was the attitude your father towards you? (2) Asking for your opinion on important matters










Information	[Type= discrete] [Format=numeric] [Range= 0-9] [Missing=*]
Statistics [NW/ W]	[Valid=2851 /-] [Invalid=0 /-]

Value	Label	Cases	Percentage
0	Not applicable	63	 2.2%
1	Always	188	 6.6%
2	Nearly always	146	 5.1%
3	Often	490	 17.2%
4	Sometimes	402	 14.1%
5	Seldom	689	 24.2%
6	Barely	368	 12.9%
7	Never	489	 17.2%
9	Missing	16	 0.6%

Warning: these figures indicate the number of cases found in the data file. They cannot be interpreted as summary statistics of the population of interest.

as135f03: 35. Thing about last month, when you were chatting or doing something with your father, how was the attitude your father towards you? (3) Carefully listening to your opinions and viewpoints










Information	[Type= discrete] [Format=numeric] [Range= 0-9] [Missing=*]
Statistics [NW/ W]	[Valid=2851 /-] [Invalid=0 /-]

Value	Label	Cases	Percentage
0	Not applicable	63	 2.2%
1	Always	224	 7.9%
2	Nearly always	158	 5.5%
3	Often	385	 13.5%
4	Sometimes	419	 14.7%
5	Seldom	693	 24.3%
6	Barely	397	 13.9%
7	Never	499	 17.5%
9	Missing	13	 0.5%

Warning: these figures indicate the number of cases found in the data file. They cannot be interpreted as summary statistics of the population of interest.

as135f04: 35. Thing about last month, when you were chatting or doing something with your father, how was the attitude your father towards you? (4) Showing that he really cares about you

Information	[Type= discrete] [Format=numeric] [Range= 0-9] [Missing=*]
Statistics [NW/ W]	[Valid=2851 /-] [Invalid=0 /-]

Value	Label	Cases	Percentage
0	Not applicable	63	 2.2%
1	Always	247	 8.7%
2	Nearly always	201	 7.1%
3	Often	442	 15.5%
4	Sometimes	453	 15.9%
5	Seldom	681	 23.9%
6	Barely	326	 11.4%
7	Never	422	 14.8%
9	Missing	16	 0.6%

Warning: these figures indicate the number of cases found in the data file. They cannot be interpreted as summary statistics of the population of interest.

as135f05: 35. Thing about last month, when you were chatting or doing something with your father, how was the attitude your father towards you? (5) Shouting and yelling at you furiously

Information	[Type= discrete] [Format=numeric] [Range= 0-9] [Missing=*]
Statistics [NW/ W]	[Valid=2851 /-] [Invalid=0 /-]

Value	Label	Cases	Percentage
0	Not applicable	63	2.2%
1	Always	103	3.6%
2	Nearly always	92	3.2%
3	Often	166	5.8%
4	Sometimes	222	7.8%
5	Seldom	581	20.4%
6	Barely	598	21.0%
7	Never	1006	35.3%
9	Missing	20	0.7%

Warning: these figures indicate the number of cases found in the data file. They cannot be interpreted as summary statistics of the population of interest.

as135f06: 35. Thing about last month, when you were chatting or doing something with your father, how was the attitude your father towards you? (6) Trying to let you know that she appreciates you (your ideas or your behavior

Information	[Type= discrete] [Format=numeric] [Range= 0-9] [Missing=*]
Statistics [NW/ W]	[Valid=2851 /-] [Invalid=0 /-]

Value	Label	Cases	Percentage
0	Not applicable	63	2.2%
1	Always	118	4.1%
2	Nearly always	103	3.6%
3	Often	278	9.8%
4	Sometimes	350	12.3%
5	Seldom	813	28.5%
6	Barely	459	16.1%
7	Never	647	22.7%
9	Missing	20	0.7%

Warning: these figures indicate the number of cases found in the data file. They cannot be interpreted as summary statistics of the population of interest.

as135f07: 35. Thing about last month, when you were chatting or doing something with your father, how was the attitude your father towards you? (7) Pinching, hitting, or punching you

Information	[Type= discrete] [Format=numeric] [Range= 0-9] [Missing=*]
Statistics [NW/ W]	[Valid=2851 /-] [Invalid=0 /-]

Value	Label	Cases	Percentage
0	Not applicable	63	2.2%
1	Always	26	0.9%
2	Nearly always	16	0.6%
3	Often	39	1.4%
4	Sometimes	71	2.5%
5	Seldom	274	9.6%
6	Barely	443	15.5%
7	Never	1904	66.8%
9	Missing	15	0.5%

Warning: these figures indicate the number of cases found in the data file. They cannot be interpreted as summary statistics of the population of interest.

as135f08: 35. Thing about last month, when you were chatting or doing something with your father, how was the attitude your father towards you? (8) Arguing with you because you disagree with him

Information	[Type= discrete] [Format=numeric] [Range= 0-9] [Missing=*]
Statistics [NW/ W]	[Valid=2851 /-] [Invalid=0 /-]

Value	Label	Cases	Percentage
0	Not applicable	63	2.2%
1	Always	100	3.5%
2	Nearly always	76	2.7%
3	Often	192	6.7%
4	Sometimes	253	8.9%
5	Seldom	602	21.1%
6	Barely	596	20.9%
7	Never	956	33.5%
9	Missing	13	0.5%

Warning: these figures indicate the number of cases found in the data file. They cannot be interpreted as summary statistics of the population of interest.

as135f09: 35. Thing about last month, when you were chatting or doing something with your father, how was the attitude your father towards you? (9) Screaming, yelling, or scolding you










Information	[Type= discrete] [Format=numeric] [Range= 0-9] [Missing=*]
Statistics [NW/ W]	[Valid=2851 /-] [Invalid=0 /-]

Value	Label	Cases	Percentage
0	Not applicable	63	2.2%
1	Always	93	3.3%
2	Nearly always	51	1.8%
3	Often	167	5.9%
4	Sometimes	221	7.8%
5	Seldom	454	15.9%
6	Barely	554	19.4%
7	Never	1234	43.3%
9	Missing	14	0.5%

Warning: these figures indicate the number of cases found in the data file. They cannot be interpreted as summary statistics of the population of interest.

as135f10: 35. Thing about last month, when you were chatting or doing something with your father, how was the attitude your father towards you? (10) Expressing him support and understanding








Information	[Type= discrete] [Format=numeric] [Range= 0-9] [Missing=*]
Statistics [NW/ W]	[Valid=2851 /-] [Invalid=0 /-]

Value	Label	Cases	Percentage
0	Not applicable	63	 2.2%
1	Always	241	 8.5%
2	Nearly always	181	 6.3%
3	Often	418	 14.7%
4	Sometimes	443	 15.5%
5	Seldom	571	 20.0%
6	Barely	393	 13.8%
7	Never	529	 18.6%
9	Missing	12	 0.4%

Warning: these figures indicate the number of cases found in the data file. They cannot be interpreted as summary statistics of the population of interest.

as136m01: 36. How often do the followings occur in your everyday life? (1) Mother knows your whereabouts every day.








Information	[Type= discrete] [Format=numeric] [Range= 0-9] [Missing=*]
Statistics [NW/ W]	[Valid=2851 /-] [Invalid=0 /-]

Value	Label	Cases	Percentage
0	Not applicable	25	 0.9%
1	Always	872	 30.6%
2	Nearly always	787	 27.6%
3	Often	635	 22.3%
4	Sometimes	312	 10.9%
5	Seldom	216	 7.6%
6	Barely	0	
7	Never	0	
9	Missing	4	 0.1%

Warning: these figures indicate the number of cases found in the data file. They cannot be interpreted as summary statistics of the population of interest.

as136m02: 36. How often do the followings occur in your everyday life? (2) Mother knows who you are with when you are going out.

Information	[Type= discrete] [Format=numeric] [Range= 0-9] [Missing=*]
Statistics [NW/ W]	[Valid=2851 /-] [Invalid=0 /-]

Value	Label	Cases	Percentage
0	Not applicable	25	 0.9%
1	Always	795	 27.9%
2	Nearly always	724	 25.4%
3	Often	577	 20.2%
4	Sometimes	397	 13.9%
5	Seldom	327	 11.5%
6	Barely	0	
7	Never	0	
9	Missing	6	 0.2%

Warning: these figures indicate the number of cases found in the data file. They cannot be interpreted as summary statistics of the population of interest.

as136m03: 36. How often do the followings occur in your everyday life? (3) Mother knows when you are home and what time you go to bed

Information	[Type= discrete] [Format=numeric] [Range= 0-9] [Missing=*]
Statistics [NW/ W]	[Valid=2851 /-] [Invalid=0 /-]

Value	Label	Cases	Percentage
0	Not applicable	25	0.9%
1	Always	1436	50.4%
2	Nearly always	717	25.1%
3	Often	373	13.1%
4	Sometimes	135	4.7%
5	Seldom	155	5.4%
6	Barely	0	
7	Never	0	
9	Missing	10	0.4%

Warning: these figures indicate the number of cases found in the data file. They cannot be interpreted as summary statistics of the population of interest.

as136m04: 36. How often do the followings occur in your everyday life? (4) Mother cares when you did not do what she asked you to.

Information	[Type= discrete] [Format=numeric] [Range= 0-9] [Missing=*]
Statistics [NW/ W]	[Valid=2851 /-] [Invalid=0 /-]

Value	Label	Cases	Percentage
0	Not applicable	25	0.9%
1	Always	809	28.4%
2	Nearly always	973	34.1%
3	Often	672	23.6%
4	Sometimes	222	7.8%
5	Seldom	129	4.5%
6	Barely	0	
7	Never	0	
9	Missing	21	0.7%

Warning: these figures indicate the number of cases found in the data file. They cannot be interpreted as summary statistics of the population of interest.

as136m05: 36. How often do the followings occur in your everyday life? (5) Mother will punish you if you do something forbidden.

Information	[Type= discrete] [Format=numeric] [Range= 0-9] [Missing=*]
Statistics [NW/ W]	[Valid=2851 /-] [Invalid=0 /-]

Value	Label	Cases	Percentage
0	Not applicable	25	0.9%
1	Always	599	21.0%
2	Nearly always	653	22.9%
3	Often	732	25.7%
4	Sometimes	529	18.6%
5	Seldom	300	10.5%
6	Barely	0	
7	Never	0	
9	Missing	13	0.5%

Warning: these figures indicate the number of cases found in the data file. They cannot be interpreted as summary statistics of the population of interest.

# as136m06: 36. How often do the followings occur in your everyday life? (6) Mother will punish you if she means it.			
Information	[Type= discrete] [Format=numeric] [Range= 0-9] [Missing=*]		
Statistics [NW/ W]	[Valid=2851 /-] [Invalid=0 /-]		
Value	Label	Cases	Percentage
0	Not applicable	25	0.9%
1	Always	399	14.0%
2	Nearly always	550	19.3%
3	Often	742	26.0%
4	Sometimes	746	26.2%
5	Seldom	383	13.4%
6	Barely	0	
7	Never	0	
9	Missing	6	0.2%
Warning: these figures indicate the number of cases found in the data file. They cannot be interpreted as summary statistics of the population of interest.			
# as136m07: 36. How often do the followings occur in your everyday life? (7) Mother spansk you when you did something wrong.			
Information	[Type= discrete] [Format=numeric] [Range= 0-9] [Missing=*]		
Statistics [NW/ W]	[Valid=2851 /-] [Invalid=0 /-]		
Value	Label	Cases	Percentage
0	Not applicable	25	0.9%
1	Always	57	2.0%
2	Nearly always	87	3.1%
3	Often	257	9.0%
4	Sometimes	681	23.9%
5	Seldom	1737	60.9%
6	Barely	0	
7	Never	0	
9	Missing	7	0.2%
Warning: these figures indicate the number of cases found in the data file. They cannot be interpreted as summary statistics of the population of interest.			
# as136m08: 36. How often do the followings occur in your everyday life? (8) Mother will use a belt or something of the sort to whip you.			
Information	[Type= discrete] [Format=numeric] [Range= 0-9] [Missing=*]		
Statistics [NW/ W]	[Valid=2851 /-] [Invalid=0 /-]		
Value	Label	Cases	Percentage
0	Not applicable	25	0.9%
1	Always	45	1.6%
2	Nearly always	59	2.1%
3	Often	128	4.5%
4	Sometimes	459	16.1%
5	Seldom	2130	74.7%
6	Barely	0	
7	Never	0	
9	Missing	5	0.2%
Warning: these figures indicate the number of cases found in the data file. They cannot be interpreted as summary statistics of the population of interest.			

as136m09: 36. How often do the followings occur in your everyday life? (9) Mother asks you to leave the house or lock you out when you do something wrong.

Information	[Type= discrete] [Format=numeric] [Range= 0-9] [Missing=*]
Statistics [NW/ W]	[Valid=2851 /-] [Invalid=0 /-]

Value	Label	Cases	Percentage
0	Not applicable	25	0.9%
1	Always	28	1.0%
2	Nearly always	32	1.1%
3	Often	85	3.0%
4	Sometimes	387	13.6%
5	Seldom	2282	80.0%
6	Barely	0	
7	Never	0	
9	Missing	12	0.4%

Warning: these figures indicate the number of cases found in the data file. They cannot be interpreted as summary statistics of the population of interest.

as136m10: 36. How often do the followings occur in your everyday life? (10) Mother will tell you her opinions regarding the whole family.

Information	[Type= discrete] [Format=numeric] [Range= 0-9] [Missing=*]
Statistics [NW/ W]	[Valid=2851 /-] [Invalid=0 /-]

Value	Label	Cases	Percentage
0	Not applicable	25	0.9%
1	Always	462	16.2%
2	Nearly always	594	20.8%
3	Often	806	28.3%
4	Sometimes	556	19.5%
5	Seldom	400	14.0%
6	Barely	0	
7	Never	0	
9	Missing	8	0.3%

Warning: these figures indicate the number of cases found in the data file. They cannot be interpreted as summary statistics of the population of interest.

as136m11: 36. How often do the followings occur in your everyday life? (11) Mother will tell you her reasons for any decision.

Information	[Type= discrete] [Format=numeric] [Range= 0-9] [Missing=*]
Statistics [NW/ W]	[Valid=2851 /-] [Invalid=0 /-]

Value	Label	Cases	Percentage
0	Not applicable	25	0.9%
1	Always	508	17.8%
2	Nearly always	627	22.0%
3	Often	781	27.4%
4	Sometimes	501	17.6%
5	Seldom	405	14.2%
6	Barely	0	
7	Never	0	
9	Missing	4	0.1%

Warning: these figures indicate the number of cases found in the data file. They cannot be interpreted as summary statistics of the population of interest.

as136m12: 36. How often do the followings occur in your everyday life? (12) Mother will ask for your opinions before making any decision regarding you.

Information	[Type= discrete] [Format=numeric] [Range= 0-9] [Missing=*]
Statistics [NW/ W]	[Valid=2851 /-] [Invalid=0 /-]

Value	Label	Cases	Percentage
0	Not applicable	25	0.9%
1	Always	717	25.1%
2	Nearly always	697	24.4%
3	Often	724	25.4%
4	Sometimes	390	13.7%
5	Seldom	292	10.2%
6	Barely	0	
7	Never	0	
9	Missing	6	0.2%

Warning: these figures indicate the number of cases found in the data file. They cannot be interpreted as summary statistics of the population of interest.

as136f01: 36. How often do the followings occur in your everyday life? (1) Father knows your whereabouts every day.

Information	[Type= discrete] [Format=numeric] [Range= 0-9] [Missing=*]
Statistics [NW/ W]	[Valid=2851 /-] [Invalid=0 /-]

Value	Label	Cases	Percentage
0	Not applicable	64	2.2%
1	Always	579	20.3%
2	Nearly always	594	20.8%
3	Often	695	24.4%
4	Sometimes	495	17.4%
5	Seldom	409	14.3%
6	Barely	0	
7	Never	0	
9	Missing	15	0.5%

Warning: these figures indicate the number of cases found in the data file. They cannot be interpreted as summary statistics of the population of interest.

as136f02: 36. How often do the followings occur in your everyday life? (2) Father knows who you are with when you are going out.



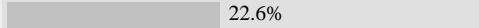




Information	[Type= discrete] [Format=numeric] [Range= 0-9] [Missing=*]
Statistics [NW/ W]	[Valid=2851 /-] [Invalid=0 /-]

Value	Label	Cases	Percentage
0	Not applicable	65	2.3%
1	Always	557	19.5%
2	Nearly always	542	19.0%
3	Often	554	19.4%
4	Sometimes	578	20.3%
5	Seldom	541	19.0%
6	Barely	0	
7	Never	0	
9	Missing	14	0.5%

Warning: these figures indicate the number of cases found in the data file. They cannot be interpreted as summary statistics of the population of interest.

as136f03: 36. How often do the followings occur in your everyday life? (3) Father knows when you are home and what time you go to bed








Information	[Type= discrete] [Format=numeric] [Range= 0-9] [Missing=*]
Statistics [NW/ W]	[Valid=2851 /-] [Invalid=0 /-]

Value	Label	Cases	Percentage
0	Not applicable	64	 2.2%
1	Always	1164	 40.8%
2	Nearly always	644	 22.6%
3	Often	463	 16.2%
4	Sometimes	238	 8.3%
5	Seldom	262	 9.2%
6	Barely	0	
7	Never	0	
9	Missing	16	 0.6%

Warning: these figures indicate the number of cases found in the data file. They cannot be interpreted as summary statistics of the population of interest.

as136f04: 36. How often do the followings occur in your everyday life? (4) Father care when you did not do what she asked you to.








Information	[Type= discrete] [Format=numeric] [Range= 0-9] [Missing=*]
Statistics [NW/ W]	[Valid=2851 /-] [Invalid=0 /-]

Value	Label	Cases	Percentage
0	Not applicable	64	 2.2%
1	Always	690	 24.2%
2	Nearly always	851	 29.8%
3	Often	673	 23.6%
4	Sometimes	328	 11.5%
5	Seldom	216	 7.6%
6	Barely	0	
7	Never	0	
9	Missing	29	 1.0%

Warning: these figures indicate the number of cases found in the data file. They cannot be interpreted as summary statistics of the population of interest.

as136f05: 36. How often do the followings occur in your everyday life? (5) Father will punish you if you do something forbidden.

Information	[Type= discrete] [Format=numeric] [Range= 0-9] [Missing=*]
Statistics [NW/ W]	[Valid=2851 /-] [Invalid=0 /-]

Value	Label	Cases	Percentage
0	Not applicable	64	 2.2%
1	Always	522	 18.3%
2	Nearly always	573	 20.1%
3	Often	671	 23.5%
4	Sometimes	603	 21.2%
5	Seldom	396	 13.9%
6	Barely	0	
7	Never	0	
9	Missing	22	 0.8%

Warning: these figures indicate the number of cases found in the data file. They cannot be interpreted as summary statistics of the population of interest.

as136f06: 36. How often do the followings occur in your everyday life? (6) Father will punish you if he means it.

Information	[Type= discrete] [Format=numeric] [Range= 0-9] [Missing=*]
Statistics [NW/ W]	[Valid=2851 /-] [Invalid=0 /-]

Value	Label	Cases	Percentage
0	Not applicable	64	2.2%
1	Always	404	14.2%
2	Nearly always	461	16.2%
3	Often	647	22.7%
4	Sometimes	737	25.9%
5	Seldom	518	18.2%
6	Barely	0	
7	Never	0	
9	Missing	20	0.7%

Warning: these figures indicate the number of cases found in the data file. They cannot be interpreted as summary statistics of the population of interest.

as136f07: 36. How often do the followings occur in your everyday life? (7) Father spansks you when you did something wrong.

Information	[Type= discrete] [Format=numeric] [Range= 0-9] [Missing=*]
Statistics [NW/ W]	[Valid=2851 /-] [Invalid=0 /-]

Value	Label	Cases	Percentage
0	Not applicable	64	2.2%
1	Always	72	2.5%
2	Nearly always	107	3.8%
3	Often	211	7.4%
4	Sometimes	634	22.2%
5	Seldom	1743	61.1%
6	Barely	0	
7	Never	0	
9	Missing	20	0.7%

Warning: these figures indicate the number of cases found in the data file. They cannot be interpreted as summary statistics of the population of interest.

as136f08: 36. How often do the followings occur in your everyday life? (8) Father will use a belt or something of the sort to whip you.

Information	[Type= discrete] [Format=numeric] [Range= 0-9] [Missing=*]
Statistics [NW/ W]	[Valid=2851 /-] [Invalid=0 /-]

Value	Label	Cases	Percentage
0	Not applicable	64	2.2%
1	Always	60	2.1%
2	Nearly always	68	2.4%
3	Often	127	4.5%
4	Sometimes	449	15.7%
5	Seldom	2067	72.5%
6	Barely	0	
7	Never	0	
9	Missing	16	0.6%

Warning: these figures indicate the number of cases found in the data file. They cannot be interpreted as summary statistics of the population of interest.

as136f09: 36. How often do the followings occur in your everyday life? (9) Father asks you to leave the house or lock you out when you do something wrong

Information	[Type= discrete] [Format=numeric] [Range= 0-9] [Missing=*]
Statistics [NW/ W]	[Valid=2851 /-] [Invalid=0 /-]

Value	Label	Cases	Percentage
0	Not applicable	64	2.2%
1	Always	32	1.1%
2	Nearly always	41	1.4%
3	Often	69	2.4%
4	Sometimes	337	11.8%
5	Seldom	2287	80.2%
6	Barely	0	
7	Never	0	
9	Missing	21	0.7%

Warning: these figures indicate the number of cases found in the data file. They cannot be interpreted as summary statistics of the population of interest.

as136f10: 36. How often do the followings occur in your everyday life? (10) Father will tell you his opinions regarding the whole family.

Information	[Type= discrete] [Format=numeric] [Range= 0-9] [Missing=*]
Statistics [NW/ W]	[Valid=2851 /-] [Invalid=0 /-]

Value	Label	Cases	Percentage
0	Not applicable	64	2.2%
1	Always	372	13.0%
2	Nearly always	490	17.2%
3	Often	682	23.9%
4	Sometimes	668	23.4%
5	Seldom	557	19.5%
6	Barely	0	
7	Never	0	
9	Missing	18	0.6%

Warning: these figures indicate the number of cases found in the data file. They cannot be interpreted as summary statistics of the population of interest.

as136f11: 36. How often do the followings occur in your everyday life? (11) Father will tell you his reasons for any decision.

Information	[Type= discrete] [Format=numeric] [Range= 0-9] [Missing=*]
Statistics [NW/ W]	[Valid=2851 /-] [Invalid=0 /-]

Value	Label	Cases	Percentage
0	Not applicable	64	2.2%
1	Always	431	15.1%
2	Nearly always	534	18.7%
3	Often	682	23.9%
4	Sometimes	577	20.2%
5	Seldom	548	19.2%
6	Barely	0	
7	Never	0	
9	Missing	15	0.5%

Warning: these figures indicate the number of cases found in the data file. They cannot be interpreted as summary statistics of the population of interest.

as136f12: 36. How often do the followings occur in your everyday life? (12) Father will ask for your opinions before making any decision regarding you.

Information [Type= discrete] [Format=numeric] [Range= 0-9] [Missing=*]

Statistics [NW/ W] [Valid=2851 /-] [Invalid=0 /-]

Value	Label	Cases	Percentage
0	Not applicable	64	2.2%
1	Always	629	22.1%
2	Nearly always	610	21.4%
3	Often	676	23.7%
4	Sometimes	428	15.0%
5	Seldom	432	15.2%
6	Barely	0	
7	Never	0	
9	Missing	12	0.4%

Warning: these figures indicate the number of cases found in the data file. They cannot be interpreted as summary statistics of the population of interest.

as137a01: 37a. Did your parents make any change at home after you entered the 3rd grade? Parents' attitude towards you: (1) Providing you a better environment to study

Information [Type= discrete] [Format=numeric] [Range= 1-9] [Missing=*]

Statistics [NW/ W] [Valid=2851 /-] [Invalid=0 /-]

Value	Label	Cases	Percentage
1	Yes	1402	49.2%
2	No	1445	50.7%
9	Missing	4	0.1%

Warning: these figures indicate the number of cases found in the data file. They cannot be interpreted as summary statistics of the population of interest.

as137a02: 37a. Did your parents make any change at home after you entered the 3rd grade? Parents' attitude towards you: (2) Relieving you of household chores

Information [Type= discrete] [Format=numeric] [Range= 1-9] [Missing=*]

Statistics [NW/ W] [Valid=2851 /-] [Invalid=0 /-]

Value	Label	Cases	Percentage
1	Yes	635	22.3%
2	No	2214	77.7%
9	Missing	2	0.1%

Warning: these figures indicate the number of cases found in the data file. They cannot be interpreted as summary statistics of the population of interest.

as137a03: 37a. Did your parents make any change at home after you entered the 3rd grade? Parents' attitude towards you: (3) Giving you more nourishment (medicinal or food)

Information [Type= discrete] [Format=numeric] [Range= 1-9] [Missing=*]

Statistics [NW/ W] [Valid=2851 /-] [Invalid=0 /-]










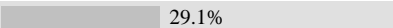
Value	Label	Cases	Percentage
1	Yes	807	28.3%
2	No	2041	71.6%
9	Missing	3	0.1%

Warning: these figures indicate the number of cases found in the data file. They cannot be interpreted as summary statistics of the population of interest.

as137a04: 37a. Did your parents make any change at home after you entered the 3rd grade? Parents' attitude towards you: (4) Monitoring your interaction with your friends

Information [Type= discrete] [Format=numeric] [Range= 1-9] [Missing=*]

# as137a04: 37a. Did your parents make any change at home after you entered the 3rd grade? Parents' attitude towards you: (4) Monitoring your interaction with your friends			
Statistics [NW/ W]		[Valid=2851 /-] [Invalid=0 /-]	
Value	Label	Cases	Percentage
1	Yes	802	<div><div></div></div> 28.1%
2	No	2046	<div><div></div></div> 71.8%
9	Missing	3	0.1%
<i>Warning: these figures indicate the number of cases found in the data file. They cannot be interpreted as summary statistics of the population of interest.</i>			
# as137a05: 37a. Did your parents make any change at home after you entered the 3rd grade? Parents' attitude towards you: (5) Limiting the time you spend on phone calls or surfing the internet			
Information		[Type= discrete] [Format=numeric] [Range= 1-9] [Missing=*]	
Statistics [NW/ W]		[Valid=2851 /-] [Invalid=0 /-]	
Value	Label	Cases	Percentage
1	Yes	803	<div><div></div></div> 28.2%
2	No	2043	<div><div></div></div> 71.7%
9	Missing	5	0.2%
<i>Warning: these figures indicate the number of cases found in the data file. They cannot be interpreted as summary statistics of the population of interest.</i>			
# as137a06: 37a. Did your parents make any change at home after you entered the 3rd grade? Parents' attitude towards you: (6) Limiting the time you spend on watching TV			
Information		[Type= discrete] [Format=numeric] [Range= 1-9] [Missing=*]	
Statistics [NW/ W]		[Valid=2851 /-] [Invalid=0 /-]	
Value	Label	Cases	Percentage
1	Yes	1438	<div><div></div></div> 50.4%
2	No	1411	<div><div></div></div> 49.5%
9	Missing	2	0.1%
<i>Warning: these figures indicate the number of cases found in the data file. They cannot be interpreted as summary statistics of the population of interest.</i>			
# as137a07: 37a. Did your parents make any change at home after you entered the 3rd grade? Parents' attitude towards you: (7) Limiting the time you go out with your friends (leisure time)			
Information		[Type= discrete] [Format=numeric] [Range= 1-9] [Missing=*]	
Statistics [NW/ W]		[Valid=2851 /-] [Invalid=0 /-]	
Value	Label	Cases	Percentage
1	Yes	1466	<div><div></div></div> 51.4%
2	No	1381	<div><div></div></div> 48.4%
9	Missing	4	0.1%
<i>Warning: these figures indicate the number of cases found in the data file. They cannot be interpreted as summary statistics of the population of interest.</i>			
# as137a08: 37a. Did your parents make any change at home after you entered the 3rd grade? Parents' attitude towards you: (8) Regulating your daily routine			
Information		[Type= discrete] [Format=numeric] [Range= 1-9] [Missing=*]	
Statistics [NW/ W]		[Valid=2851 /-] [Invalid=0 /-]	
Value	Label	Cases	Percentage
1	Yes	1012	<div><div></div></div> 35.5%
2	No	1837	<div><div></div></div> 64.4%
9	Missing	2	0.1%
<i>Warning: these figures indicate the number of cases found in the data file. They cannot be interpreted as summary statistics of the population of interest.</i>			

# as137a09: 37a. Did your parents make any change at home after you entered the 3rd grade? Parents' attitude towards you: (9) Others, please explain			
Information	[Type= discrete] [Format=numeric] [Range= 1-9] [Missing=*]		
Statistics [NW/ W]	[Valid=2851 /-] [Invalid=0 /-]		
Value	Label	Cases	Percentage
1	Yes	151	 5.3%
2	No	2664	 93.4%
9	Missing	36	 1.3%
<i>Warning: these figures indicate the number of cases found in the data file. They cannot be interpreted as summary statistics of the population of interest.</i>			
# as137b01: 37b. Did your parents make any change at home after you entered the 3rd grade? Parents' attitude towards themselves: (1) Spending less time on watching TV			
Information	[Type= discrete] [Format=numeric] [Range= 1-9] [Missing=*]		
Statistics [NW/ W]	[Valid=2851 /-] [Invalid=0 /-]		
Value	Label	Cases	Percentage
1	Yes	1397	 49.0%
2	No	1452	 50.9%
9	Missing	2	0.1%
<i>Warning: these figures indicate the number of cases found in the data file. They cannot be interpreted as summary statistics of the population of interest.</i>			
# as137b02: 37b. Did your parents make any change at home after you entered the 3rd grade? Parents' attitude towards themselves: (2) Spending less time on social activities			
Information	[Type= discrete] [Format=numeric] [Range= 0-9] [Missing=*]		
Statistics [NW/ W]	[Valid=2851 /-] [Invalid=0 /-]		
Value	Label	Cases	Percentage
0	Not applicable or Skipped	0	
1	Yes	706	 24.8%
2	No	2143	 75.2%
9	Missing	2	0.1%
<i>Warning: these figures indicate the number of cases found in the data file. They cannot be interpreted as summary statistics of the population of interest.</i>			
# as137b03: 37b. Did your parents make any change at home after you entered the 3rd grade? Parents' attitude towards themselves: (3) Spending more time keeping you company			
Information	[Type= discrete] [Format=numeric] [Range= 1-9] [Missing=*]		
Statistics [NW/ W]	[Valid=2851 /-] [Invalid=0 /-]		
Value	Label	Cases	Percentage
1	Yes	831	 29.1%
2	No	2018	 70.8%
9	Missing	2	0.1%
<i>Warning: these figures indicate the number of cases found in the data file. They cannot be interpreted as summary statistics of the population of interest.</i>			
# as137b04: 37b. Did your parents make any change at home after you entered the 3rd grade? Parents' attitude towards themselves: (4) Asking other family members to compromise for you			
Information	[Type= discrete] [Format=numeric] [Range= 1-9] [Missing=*]		
Statistics [NW/ W]	[Valid=2851 /-] [Invalid=0 /-]		
Value	Label	Cases	Percentage
1	Yes	351	 12.3%
2	No	2497	 87.6%

# as137b04: 37b. Did your parents make any change at home after you entered the 3rd grade? Parents' attitude towards themselves: (4) Asking other family members to compromise for you			
Value	Label	Cases	Percentage
9	Missing	3	0.1%
Warning: these figures indicate the number of cases found in the data file. They cannot be interpreted as summary statistics of the population of interest.			
# as137b05: 37b. Did your parents make any change at home after you entered the 3rd grade? Parents' attitude towards themselves: (5) Others, please explain			
Information	[Type= discrete] [Format=numeric] [Range= 1-9] [Missing=*]		
Statistics [NW/ W]	[Valid=2851 /-] [Invalid=0 /-]		
Value	Label	Cases	Percentage
1	Yes	83	2.9%
2	No	2731	95.8%
9	Missing	37	1.3%
Warning: these figures indicate the number of cases found in the data file. They cannot be interpreted as summary statistics of the population of interest.			
# as201000: 1. How many teachers have been willing to pay attention on you since you attended junior high?			
Information	[Type= discrete] [Format=numeric] [Range= 1-9] [Missing=*]		
Statistics [NW/ W]	[Valid=2851 /-] [Invalid=0 /-]		
Value	Label	Cases	Percentage
1	None	570	20.0%
2	One	232	8.1%
3	Two	465	16.3%
4	Three	556	19.5%
5	Four	280	9.8%
6	More than five	745	26.1%
9	Missing	3	0.1%
Warning: these figures indicate the number of cases found in the data file. They cannot be interpreted as summary statistics of the population of interest.			
# as202000: 2. How many teachers have NOT been willing to pay attention on you since you attended junior high?			
Information	[Type= discrete] [Format=numeric] [Range= 1-9] [Missing=*]		
Statistics [NW/ W]	[Valid=2851 /-] [Invalid=0 /-]		
Value	Label	Cases	Percentage
1	None	1481	51.9%
2	One	472	16.6%
3	Two	363	12.7%
4	Three	209	7.3%
5	Four	57	2.0%
6	More than five	260	9.1%
9	Missing	9	0.3%
Warning: these figures indicate the number of cases found in the data file. They cannot be interpreted as summary statistics of the population of interest.			
# as203000: 3. How many teachers do you like when you entered junior high?			
Information	[Type= discrete] [Format=numeric] [Range= 1-9] [Missing=*]		
Statistics [NW/ W]	[Valid=2851 /-] [Invalid=0 /-]		
Value	Label	Cases	Percentage
1	None	357	12.5%
2	One	220	7.7%

# as203000: 3. How many teachers do you like when you entered junior high?			
Value	Label	Cases	Percentage
3	Two	462	<div><div></div></div> 16.2%
4	Three	542	<div><div></div></div> 19.0%
5	Four	283	<div><div></div></div> 9.9%
6	More than five	978	<div><div></div></div> 34.3%
9	Missing	9	<div><div></div></div> 0.3%
Warning: these figures indicate the number of cases found in the data file. They cannot be interpreted as summary statistics of the population of interest.			
# as204000: 4.How many teachers do you dislike when you entered junior high?			
Information	[Type= discrete] [Format=numeric] [Range= 1-9] [Missing=*]		
Statistics [NW/ W]	[Valid=2851 /-] [Invalid=0 /-]		
Value	Label	Cases	Percentage
1	None	661	<div><div></div></div> 23.2%
2	One	460	<div><div></div></div> 16.1%
3	Two	560	<div><div></div></div> 19.6%
4	Three	401	<div><div></div></div> 14.1%
5	Four	168	<div><div></div></div> 5.9%
6	More than five	598	<div><div></div></div> 21.0%
9	Missing	3	<div><div></div></div> 0.1%
Warning: these figures indicate the number of cases found in the data file. They cannot be interpreted as summary statistics of the population of interest.			
# as205000: 5. After you entered middle school, how many subjects do you like among those in exams?			
Information	[Type= discrete] [Format=numeric] [Range= 1-9] [Missing=*]		
Statistics [NW/ W]	[Valid=2851 /-] [Invalid=0 /-]		
Value	Label	Cases	Percentage
1	None	412	<div><div></div></div> 14.5%
2	One	451	<div><div></div></div> 15.8%
3	Two	877	<div><div></div></div> 30.8%
4	Three	1093	<div><div></div></div> 38.3%
5	Four	0	
6	More than five	0	
9	Missing	18	<div><div></div></div> 0.6%
Warning: these figures indicate the number of cases found in the data file. They cannot be interpreted as summary statistics of the population of interest.			
# as206000: 6. After you entered middle school, how many subjects do you dislike among those in exams?			
Information	[Type= discrete] [Format=numeric] [Range= 1-9] [Missing=*]		
Statistics [NW/ W]	[Valid=2851 /-] [Invalid=0 /-]		
Value	Label	Cases	Percentage
1	None	274	<div><div></div></div> 9.6%
2	One	448	<div><div></div></div> 15.7%
3	Two	740	<div><div></div></div> 26.0%
4	Three	1387	<div><div></div></div> 48.6%
5	Four	0	
6	More than five	0	
9	Missing	2	<div><div></div></div> 0.1%
Warning: these figures indicate the number of cases found in the data file. They cannot be interpreted as summary statistics of the population of interest.			

# as207000: 7. How was your grade when you graduated from primary school?			
Information		[Type= discrete] [Format=numeric] [Range= 1-9] [Missing=*]	
Statistics [NW/ W]		[Valid=2851 /-] [Invalid=0 /-]	
Value	Label	Cases	Percentage
1	Within the top 5 in the class	518	<div></div> 18.2%
2	Within the 6th to 10th in the class	589	<div></div> 20.7%
3	Within the 11th to 20th in the class	1065	<div></div> 37.4%
4	Inside the last 21th in the class	673	<div></div> 23.6%
9	Missing	6	<div></div> 0.2%
<i>Warning: these figures indicate the number of cases found in the data file. They cannot be interpreted as summary statistics of the population of interest.</i>			
# as208000: 8. When you were in the 5th or 6th grade, have you ever represented the whole class or school to participate in some activities?			
Information		[Type= discrete] [Format=numeric] [Range= 1-9] [Missing=*]	
Statistics [NW/ W]		[Valid=2851 /-] [Invalid=0 /-]	
Value	Label	Cases	Percentage
1	Yes	1696	<div></div> 59.5%
2	No (If you circled (2), please jump to the 9th question)	1146	<div></div> 40.2%
9	Missing	9	<div></div> 0.3%
<i>Warning: these figures indicate the number of cases found in the data file. They cannot be interpreted as summary statistics of the population of interest.</i>			

# as208a01: 8a.What kind of activities was there? (Multiple selection available) (1) Sports, dancing			
Information	[Type= discrete] [Format=numeric] [Range= 0-9] [Missing=*]		
Statistics [NW/ W]	[Valid=2851 /-] [Invalid=0 /-]		
Value	Label	Cases	Percentage
0	Skipped	1146	<div></div> 40.2%
1	Yes	926	<div></div> 32.5%
2	No	766	<div></div> 26.9%
9	Missing	13	<div></div> 0.5%
Warning: these figures indicate the number of cases found in the data file. They cannot be interpreted as summary statistics of the population of interest.			
# as208a02: 8a.What kind of activities was there? (Multiple selection available) (2) Drawing or calligraphy			
Information	[Type= discrete] [Format=numeric] [Range= 0-9] [Missing=*]		
Statistics [NW/ W]	[Valid=2851 /-] [Invalid=0 /-]		
Value	Label	Cases	Percentage
0	Skipped	1148	<div></div> 40.3%
1	Yes	538	<div></div> 18.9%
2	No	1152	<div></div> 40.4%
9	Missing	13	<div></div> 0.5%
Warning: these figures indicate the number of cases found in the data file. They cannot be interpreted as summary statistics of the population of interest.			
# as208a03: 8a.What kind of activities was there? (Multiple selection available) (3) Composition, speech			
Information	[Type= discrete] [Format=numeric] [Range= 0-9] [Missing=*]		
Statistics [NW/ W]	[Valid=2851 /-] [Invalid=0 /-]		
Value	Label	Cases	Percentage
0	Skipped	1148	<div></div> 40.3%
1	Yes	476	<div></div> 16.7%
2	No	1214	<div></div> 42.6%
9	Missing	13	<div></div> 0.5%
Warning: these figures indicate the number of cases found in the data file. They cannot be interpreted as summary statistics of the population of interest.			
# as208a04: 8a.What kind of activities was there? (Multiple selection available) (4) Music			
Information	[Type= discrete] [Format=numeric] [Range= 0-9] [Missing=*]		
Statistics [NW/ W]	[Valid=2851 /-] [Invalid=0 /-]		
Value	Label	Cases	Percentage
0	Skipped	1148	<div></div> 40.3%
1	Yes	308	<div></div> 10.8%
2	No	1382	<div></div> 48.5%
9	Missing	13	<div></div> 0.5%
Warning: these figures indicate the number of cases found in the data file. They cannot be interpreted as summary statistics of the population of interest.			
# as208a05: 8a.What kind of activities was there? (Multiple selection available) (5) Science			
Information	[Type= discrete] [Format=numeric] [Range= 0-9] [Missing=*]		
Statistics [NW/ W]	[Valid=2851 /-] [Invalid=0 /-]		
Value	Label	Cases	Percentage
0	Skipped	1149	<div></div> 40.3%
1	Yes	251	<div></div> 8.8%
2	No	1438	<div></div> 50.4%
9	Missing	13	<div></div> 0.5%

# as208a05: 8a.What kind of activities was there? (Multiple selection available) (5) Science			
Warning: these figures indicate the number of cases found in the data file. They cannot be interpreted as summary statistics of the population of interest.			
# as208a06: 8a.What kind of activities was there? (Multiple selection available) (6) Others, please specify			
Information	[Type= discrete] [Format=numeric] [Range= 0-9] [Missing=*]		
Statistics [NW/ W]	[Valid=2851 /-] [Invalid=0 /-]		
Value	Label	Cases	Percentage
0	Skipped	1149	<div><div></div></div> 40.3%
1	Yes	88	<div><div></div></div> 3.1%
2	No	1601	<div><div></div></div> 56.2%
9	Missing	13	<div><div></div></div> 0.5%
Warning: these figures indicate the number of cases found in the data file. They cannot be interpreted as summary statistics of the population of interest.			
# as209001: 9. Do you think you have the following talent? (multiple choice available) (1) Sports, dancing			
Information	[Type= discrete] [Format=numeric] [Range= 1-9] [Missing=*]		
Statistics [NW/ W]	[Valid=2851 /-] [Invalid=0 /-]		
Value	Label	Cases	Percentage
1	Yes	1166	<div><div></div></div> 40.9%
2	No	1677	<div><div></div></div> 58.8%
9	Missing	8	<div><div></div></div> 0.3%
Warning: these figures indicate the number of cases found in the data file. They cannot be interpreted as summary statistics of the population of interest.			
# as209002: 9. Do you think you have the following talent? (multiple choice available) (2) Drawing or calligraphy			
Information	[Type= discrete] [Format=numeric] [Range= 1-9] [Missing=*]		
Statistics [NW/ W]	[Valid=2851 /-] [Invalid=0 /-]		
Value	Label	Cases	Percentage
1	Yes	671	<div><div></div></div> 23.5%
2	No	2172	<div><div></div></div> 76.2%
9	Missing	8	<div><div></div></div> 0.3%
Warning: these figures indicate the number of cases found in the data file. They cannot be interpreted as summary statistics of the population of interest.			
# as209003: 9. Do you think you have the following talent? (multiple choice available) (3) Composition, speech			
Information	[Type= discrete] [Format=numeric] [Range= 1-9] [Missing=*]		
Statistics [NW/ W]	[Valid=2851 /-] [Invalid=0 /-]		
Value	Label	Cases	Percentage
1	Yes	400	<div><div></div></div> 14.0%
2	No	2443	<div><div></div></div> 85.7%
9	Missing	8	<div><div></div></div> 0.3%
Warning: these figures indicate the number of cases found in the data file. They cannot be interpreted as summary statistics of the population of interest.			
# as209004: 9. Do you think you have the following talent? (multiple choice available) (4) Music			
Information	[Type= discrete] [Format=numeric] [Range= 1-9] [Missing=*]		
Statistics [NW/ W]	[Valid=2851 /-] [Invalid=0 /-]		
Value	Label	Cases	Percentage
1	Yes	798	<div><div></div></div> 28.0%
2	No	2045	<div><div></div></div> 71.7%
9	Missing	8	<div><div></div></div> 0.3%
Warning: these figures indicate the number of cases found in the data file. They cannot be interpreted as summary statistics of the population of interest.			

# as209005: 9. Do you think you have the following talent? (multiple choice available) (5) Science			
Information	[Type= discrete] [Format=numeric] [Range= 1-9] [Missing=*]		
Statistics [NW/ W]	[Valid=2851 /-] [Invalid=0 /-]		
Value	Label	Cases	Percentage
1	Yes	450	<div><div></div></div> 15.8%
2	No	2393	<div><div></div></div> 83.9%
9	Missing	8	<div><div></div></div> 0.3%
Warning: these figures indicate the number of cases found in the data file. They cannot be interpreted as summary statistics of the population of interest.			
# as209006: 9. Do you think you have the following talent? (multiple choice available) (6) Others, please specify			
Information	[Type= discrete] [Format=numeric] [Range= 1-9] [Missing=*]		
Statistics [NW/ W]	[Valid=2851 /-] [Invalid=0 /-]		
Value	Label	Cases	Percentage
1	Yes	154	<div><div></div></div> 5.4%
2	No	2689	<div><div></div></div> 94.3%
9	Missing	8	<div><div></div></div> 0.3%
Warning: these figures indicate the number of cases found in the data file. They cannot be interpreted as summary statistics of the population of interest.			
# as209007: 9. Do you think you have the following talent? (multiple choice available) (6) None			
Information	[Type= discrete] [Format=numeric] [Range= 1-9] [Missing=*]		
Statistics [NW/ W]	[Valid=2851 /-] [Invalid=0 /-]		
Value	Label	Cases	Percentage
1	Yes	647	<div><div></div></div> 22.7%
2	No	2196	<div><div></div></div> 77.0%
9	Missing	8	<div><div></div></div> 0.3%
Warning: these figures indicate the number of cases found in the data file. They cannot be interpreted as summary statistics of the population of interest.			
# as210001: 10. Have you served in the following positions in 5th/6th grade in the elementary school? (1) Class leader			
Information	[Type= discrete] [Format=numeric] [Range= 1-9] [Missing=*]		
Statistics [NW/ W]	[Valid=2851 /-] [Invalid=0 /-]		
Value	Label	Cases	Percentage
1	Yes	1909	<div><div></div></div> 67.0%
2	No	937	<div><div></div></div> 32.9%
9	Missing	5	<div><div></div></div> 0.2%
Warning: these figures indicate the number of cases found in the data file. They cannot be interpreted as summary statistics of the population of interest.			
# as210002: 10. Have you served in the following positions in 5th/6th grade in the elementary school? (2) Student organizations leader			
Information	[Type= discrete] [Format=numeric] [Range= 1-9] [Missing=*]		
Statistics [NW/ W]	[Valid=2851 /-] [Invalid=0 /-]		
Value	Label	Cases	Percentage
1	Yes	573	<div><div></div></div> 20.1%
2	No	2254	<div><div></div></div> 79.1%
9	Missing	24	<div><div></div></div> 0.8%
Warning: these figures indicate the number of cases found in the data file. They cannot be interpreted as summary statistics of the population of interest.			
# as210003: 10. Have you served in the following positions in 5th/6th grade in the elementary school? (3) Teaching assistant for a certain subject			
Information	[Type= discrete] [Format=numeric] [Range= 1-9] [Missing=*]		

# as210003: 10. Have you served in the following positions in 5th/6th grade in the elementary school? (3) Teaching assistant for a certain subject			
Statistics [NW/ W]	[Valid=2851 /-] [Invalid=0 /-]		
Value	Label	Cases	Percentage
1	Yes	891	<div><div></div></div> 31.3%
2	No	1940	<div><div></div></div> 68.0%
9	Missing	20	<div><div></div></div> 0.7%
Warning: these figures indicate the number of cases found in the data file. They cannot be interpreted as summary statistics of the population of interest.			
# as211000: 10. In general, did you enjoy your elementary school life?			
Information	[Type= discrete] [Format=numeric] [Range= 1-9] [Missing=*]		
Statistics [NW/ W]	[Valid=2851 /-] [Invalid=0 /-]		
Value	Label	Cases	Percentage
1	Yes, very much	1153	<div><div></div></div> 40.4%
2	Yes, somewhat	1405	<div><div></div></div> 49.3%
3	No, not really	237	<div><div></div></div> 8.3%
4	No, not at all	54	<div><div></div></div> 1.9%
9	Missing	2	<div><div></div></div> 0.1%
Warning: these figures indicate the number of cases found in the data file. They cannot be interpreted as summary statistics of the population of interest.			
# as212000: 12. In general, do you prefer elementary school life to junior high school life?			
Information	[Type= discrete] [Format=numeric] [Range= 1-9] [Missing=*]		
Statistics [NW/ W]	[Valid=2851 /-] [Invalid=0 /-]		
Value	Label	Cases	Percentage
1	I prefer life in elementary school	1029	<div><div></div></div> 36.1%
2	I enjoy junior high school life	540	<div><div></div></div> 18.9%
3	I enjoy the both experiences	678	<div><div></div></div> 23.8%
4	I dislike the both experiences	74	<div><div></div></div> 2.6%
5	It is hard to say	527	<div><div></div></div> 18.5%
9	Missing	3	<div><div></div></div> 0.1%
Warning: these figures indicate the number of cases found in the data file. They cannot be interpreted as summary statistics of the population of interest.			
# as213000: 13. In retrospect to your 7th grade, were your grades in 7th grade better or worse compared to elementary?			
Information	[Type= discrete] [Format=numeric] [Range= 1-9] [Missing=*]		
Statistics [NW/ W]	[Valid=2851 /-] [Invalid=0 /-]		
Value	Label	Cases	Percentage
1	I have improved a lot	328	<div><div></div></div> 11.5%
2	I have improved a little	724	<div><div></div></div> 25.4%
3	I don't think there's a difference	725	<div><div></div></div> 25.4%
4	I have done a little worse	657	<div><div></div></div> 23.0%
5	I have done a lot worse	412	<div><div></div></div> 14.5%
9	Missing	5	<div><div></div></div> 0.2%
Warning: these figures indicate the number of cases found in the data file. They cannot be interpreted as summary statistics of the population of interest.			
# as214000: 14. In general, do you prefer your elementary teachers to those in junior high school?			
Information	[Type= discrete] [Format=numeric] [Range= 1-9] [Missing=*]		
Statistics [NW/ W]	[Valid=2851 /-] [Invalid=0 /-]		

as214000: 14. In general, do you prefer your elementary teachers to those in junior high school?

Value	Label	Cases	Percentage
1	I like teachers in the primary school more	830	29.1%
2	I like teachers in the middle school more	426	14.9%
3	I like them all	824	28.9%
4	I dislike them all	149	5.2%
5	It is hard to say	616	21.6%
9	Missing	6	0.2%

Warning: these figures indicate the number of cases found in the data file. They cannot be interpreted as summary statistics of the population of interest.

as215000: 15. How many days were you absent from school last month (including sick leave)?

Information	[Type= discrete] [Format=numeric] [Range= 1-9] [Missing=*]
Statistics [NW/ W]	[Valid=2851 /-] [Invalid=0 /-]

Value	Label	Cases	Percentage
1	A whole month	22	0.8%
2	More than 2 weeks	12	0.4%
3	10-15 days	32	1.1%
4	1 week to 9 days	32	1.1%
5	5-6 days	58	2.0%
6	3-4 days	147	5.2%
7	1-2 days	449	15.7%
8	Less than 1 day	304	10.7%
9	0 day	1795	63.0%

Warning: these figures indicate the number of cases found in the data file. They cannot be interpreted as summary statistics of the population of interest.

as216001: 16. Have you served any of the following positions in junior high? (1) Class leader

Information	[Type= discrete] [Format=numeric] [Range= 1-9] [Missing=*]
Statistics [NW/ W]	[Valid=2851 /-] [Invalid=0 /-]

Value	Label	Cases	Percentage
1	Yes	2044	71.7%
2	No	804	28.2%
9	Missing	3	0.1%

Warning: these figures indicate the number of cases found in the data file. They cannot be interpreted as summary statistics of the population of interest.

as216002: 16. Have you served any of the following positions in junior high? (2) Student organization leader

Information	[Type= discrete] [Format=numeric] [Range= 1-9] [Missing=*]
Statistics [NW/ W]	[Valid=2851 /-] [Invalid=0 /-]

Value	Label	Cases	Percentage
1	Yes	526	18.4%
2	No	2299	80.6%
9	Missing	26	0.9%

Warning: these figures indicate the number of cases found in the data file. They cannot be interpreted as summary statistics of the population of interest.

as216003: 16. Have you served any of the following positions in junior high? (3) Teaching assistant for a certain subject

Information	[Type= discrete] [Format=numeric] [Range= 1-9] [Missing=*]
Statistics [NW/ W]	[Valid=2851 /-] [Invalid=0 /-]

as216003: 16. Have you served any of the following positions in junior high? (3) Teaching assistant for a certain subject

Value	Label	Cases	Percentage
1	Yes	1572	<div><div></div></div> 55.1%
2	No	1264	<div><div></div></div> 44.3%
9	Missing	15	<div><div></div></div> 0.5%

Warning: these figures indicate the number of cases found in the data file. They cannot be interpreted as summary statistics of the population of interest.

as217000: 17. Have you represented your class/school to participate in any competition since you were in junior high?

Information	[Type= discrete] [Format=numeric] [Range= 1-9] [Missing=*]
Statistics [NW/ W]	[Valid=2851 /-] [Invalid=0 /-]

Value	Label	Cases	Percentage
1	Yes	1570	<div><div></div></div> 55.1%
2	No (If you circled (2), please jump to the 18th question)	1264	<div><div></div></div> 44.3%
9	Missing	17	<div><div></div></div> 0.6%

Warning: these figures indicate the number of cases found in the data file. They cannot be interpreted as summary statistics of the population of interest.

as217a01: 17a.What kind of activities was there? (Multiple choice available) (1) Sports, dancing

Information	[Type= discrete] [Format=numeric] [Range= 0-9] [Missing=*]
Statistics [NW/ W]	[Valid=2851 /-] [Invalid=0 /-]

Value	Label	Cases	Percentage
0	Skipped	1264	<div><div></div></div> 44.3%
1	Yes	809	<div><div></div></div> 28.4%
2	No	760	<div><div></div></div> 26.7%
9	Missing	18	<div><div></div></div> 0.6%

Warning: these figures indicate the number of cases found in the data file. They cannot be interpreted as summary statistics of the population of interest.

as217a02: 17a.What kind of activities was there? (Multiple choice available) (2) Drawing or calligraphy

Information	[Type= discrete] [Format=numeric] [Range= 0-9] [Missing=*]
Statistics [NW/ W]	[Valid=2851 /-] [Invalid=0 /-]

Value	Label	Cases	Percentage
0	Skipped	1264	<div><div></div></div> 44.3%
1	Yes	381	<div><div></div></div> 13.4%
2	No	1188	<div><div></div></div> 41.7%
9	Missing	18	<div><div></div></div> 0.6%

Warning: these figures indicate the number of cases found in the data file. They cannot be interpreted as summary statistics of the population of interest.

as217a03: 17a.What kind of activities was there? (Multiple choice available) (3) Composition, speech




Information	[Type= discrete] [Format=numeric] [Range= 0-9] [Missing=*]
Statistics [NW/ W]	[Valid=2851 /-] [Invalid=0 /-]

Value	Label	Cases	Percentage
0	Skipped	1264	<div><div></div></div> 44.3%
1	Yes	471	<div><div></div></div> 16.5%
2	No	1098	<div><div></div></div> 38.5%
9	Missing	18	<div><div></div></div> 0.6%

Warning: these figures indicate the number of cases found in the data file. They cannot be interpreted as summary statistics of the population of interest.

# as217a04: 17a.What kind of activities was there? (Multiple choice available) (4) Music			
Information	[Type= discrete] [Format=numeric] [Range= 0-9] [Missing=*]		
Statistics [NW/ W]	[Valid=2851 /-] [Invalid=0 /-]		
Value	Label	Cases	Percentage
0	Skipped	1264	<div><div></div></div> 44.3%
1	Yes	255	<div><div></div></div> 8.9%
2	No	1314	<div><div></div></div> 46.1%
9	Missing	18	<div><div></div></div> 0.6%
Warning: these figures indicate the number of cases found in the data file. They cannot be interpreted as summary statistics of the population of interest.			
# as217a05: 17a.What kind of activities was there? (Multiple choice available) (5) Science			
Information	[Type= discrete] [Format=numeric] [Range= 0-9] [Missing=*]		
Statistics [NW/ W]	[Valid=2851 /-] [Invalid=0 /-]		
Value	Label	Cases	Percentage
0	Skipped	1264	<div><div></div></div> 44.3%
1	Yes	218	<div><div></div></div> 7.6%
2	No	1351	<div><div></div></div> 47.4%
9	Missing	18	<div><div></div></div> 0.6%
Warning: these figures indicate the number of cases found in the data file. They cannot be interpreted as summary statistics of the population of interest.			
# as217a06: 17a.What kind of activities was there? (Multiple choice available) (6) Others, please specify			
Information	[Type= discrete] [Format=numeric] [Range= 0-9] [Missing=*]		
Statistics [NW/ W]	[Valid=2851 /-] [Invalid=0 /-]		
Value	Label	Cases	Percentage
0	Skipped	1264	<div><div></div></div> 44.3%
1	Yes	90	<div><div></div></div> 3.2%
2	No	1479	<div><div></div></div> 51.9%
9	Missing	18	<div><div></div></div> 0.6%
Warning: these figures indicate the number of cases found in the data file. They cannot be interpreted as summary statistics of the population of interest.			
# as218001: 18. How much do you agree with the following statements regarding your school? (please circle the answer) (1) I like my school.			
Information	[Type= discrete] [Format=numeric] [Range= 1-9] [Missing=*]		
Statistics [NW/ W]	[Valid=2851 /-] [Invalid=0 /-]		
Value	Label	Cases	Percentage
1	Strongly agree	351	<div><div></div></div> 12.3%
2	Agree	1780	<div><div></div></div> 62.4%
3	Disagree	571	<div><div></div></div> 20.0%
4	Strongly disagree	146	<div><div></div></div> 5.1%
9	Missing	3	<div><div></div></div> 0.1%
Warning: these figures indicate the number of cases found in the data file. They cannot be interpreted as summary statistics of the population of interest.			
# as218002: 18. How much do you agree with the following statements regarding your school? (please circle the answer) (2) I don't think I am a part of the school.			
Information	[Type= discrete] [Format=numeric] [Range= 1-9] [Missing=*]		
Statistics [NW/ W]	[Valid=2851 /-] [Invalid=0 /-]		
Value	Label	Cases	Percentage
1	Strongly agree	113	<div><div></div></div> 4.0%





as218002: 18. How much do you agree with the following statements regarding your school? (please circle the answer) (2) I don't think I am a part of the school.

Value	Label	Cases	Percentage
2	Agree	434	 15.2%
3	Disagree	1602	 56.2%
4	Strongly disagree	699	 24.5%
9	Missing	3	0.1%

Warning: these figures indicate the number of cases found in the data file. They cannot be interpreted as summary statistics of the population of interest.

as218003: 18. How much do you agree with the following statements regarding your school? (please circle the answer) (3) I am proud of my school.






Information	[Type= discrete] [Format=numeric] [Range= 1-9] [Missing=*]
Statistics [NW/ W]	[Valid=2851 /-] [Invalid=0 /-]

Value	Label	Cases	Percentage
1	Strongly agree	294	 10.3%
2	Agree	1524	 53.5%
3	Disagree	806	 28.3%
4	Strongly disagree	221	 7.8%
9	Missing	6	0.2%

Warning: these figures indicate the number of cases found in the data file. They cannot be interpreted as summary statistics of the population of interest.

as219001: 19. Do the following problems exist in your school? If so, how serious? (Please circle a number for every situation) (1) Using illicit drug






Information	[Type= discrete] [Format=numeric] [Range= 1-9] [Missing=*]
Statistics [NW/ W]	[Valid=2851 /-] [Invalid=0 /-]

Value	Label	Cases	Percentage
1	No	2145	 75.2%
2	Yes, but not serious	371	 13.0%
3	Yes, a little serious	94	 3.3%
4	Yes, pretty serious	64	 2.2%
5	Yes, extremely serious	176	 6.2%
9	Missing	1	0.0%

Warning: these figures indicate the number of cases found in the data file. They cannot be interpreted as summary statistics of the population of interest.

as219002: 19. Do the following problems exist in your school? If so, how serious? (Please circle a number for every situation) (2) Bullying







Information	[Type= discrete] [Format=numeric] [Range= 1-9] [Missing=*]
Statistics [NW/ W]	[Valid=2851 /-] [Invalid=0 /-]

Value	Label	Cases	Percentage
1	No	275	 9.6%
2	Yes, but not serious	859	 30.1%
3	Yes, a little serious	971	 34.1%
4	Yes, pretty serious	435	 15.3%
5	Yes, extremely serious	309	 10.8%
9	Missing	2	0.1%

Warning: these figures indicate the number of cases found in the data file. They cannot be interpreted as summary statistics of the population of interest.

as219003: 19. Do the following problems exist in your school? If so, how serious? (Please circle a number for every situation) (3) Drinking alcohol







Information	[Type= discrete] [Format=numeric] [Range= 1-9] [Missing=*]
Statistics [NW/ W]	[Valid=2851 /-] [Invalid=0 /-]

Value	Label	Cases	Percentage
1	No	1608	 56.4%
2	Yes, but not serious	746	 26.2%
3	Yes, a little serious	264	 9.3%
4	Yes, pretty serious	90	 3.2%
5	Yes, extremely serious	134	 4.7%
9	Missing	9	 0.3%

Warning: these figures indicate the number of cases found in the data file. They cannot be interpreted as summary statistics of the population of interest.

as219004: 19. Do the following problems exist in your school? If so, how serious? (Please circle a number for every situation) (4) Students not caring about their academic performance and the knowledge







Information	[Type= discrete] [Format=numeric] [Range= 1-9] [Missing=*]
Statistics [NW/ W]	[Valid=2851 /-] [Invalid=0 /-]

Value	Label	Cases	Percentage
1	No	327	 11.5%
2	Yes, but not serious	826	 29.0%
3	Yes, a little serious	882	 30.9%
4	Yes, pretty serious	479	 16.8%
5	Yes, extremely serious	330	 11.6%
9	Missing	7	 0.2%

Warning: these figures indicate the number of cases found in the data file. They cannot be interpreted as summary statistics of the population of interest.

as219005: 19. Do the following problems exist in your school? If so, how serious? (Please circle a number for every situation) (5) Smoking





Information	[Type= discrete] [Format=numeric] [Range= 1-9] [Missing=*]
Statistics [NW/ W]	[Valid=2851 /-] [Invalid=0 /-]

Value	Label	Cases	Percentage
1	No	259	 9.1%
2	Yes, but not serious	619	 21.7%
3	Yes, a little serious	799	 28.0%
4	Yes, pretty serious	598	 21.0%
5	Yes, extremely serious	566	 19.9%
9	Missing	10	 0.4%

Warning: these figures indicate the number of cases found in the data file. They cannot be interpreted as summary statistics of the population of interest.

as219006: 19. Do the following problems exist in your school? If so, how serious? (Please circle a number for every situation) (6) Students not respecting teachers

Information	[Type= discrete] [Format=numeric] [Range= 1-9] [Missing=*]
Statistics [NW/ W]	[Valid=2851 /-] [Invalid=0 /-]

Value	Label	Cases	Percentage
1	No	240	 8.4%
2	Yes, but not serious	932	 32.7%
3	Yes, a little serious	907	 31.8%
4	Yes, pretty serious	435	 15.3%

as219006: 19. Do the following problems exist in your school? If so, how serious? (Please circle a number for every situation) (6) Students not respecting teachers

Value	Label	Cases	Percentage
5	Yes, extremely serious	329	11.5%
9	Missing	8	0.3%

Warning: these figures indicate the number of cases found in the data file. They cannot be interpreted as summary statistics of the population of interest.

as219007: 19. Do the following problems exist in your school? If so, how serious? (Please circle a number for every situation) (7) Principal, administrators, or staff showing no concern for students

Information	[Type= discrete] [Format=numeric] [Range= 1-9] [Missing=*]
Statistics [NW/ W]	[Valid=2851 /-] [Invalid=0 /-]

Value	Label	Cases	Percentage
1	No	1488	52.2%
2	Yes, but not serious	735	25.8%
3	Yes, a little serious	276	9.7%
4	Yes, pretty serious	137	4.8%
5	Yes, extremely serious	207	7.3%
9	Missing	8	0.3%

Warning: these figures indicate the number of cases found in the data file. They cannot be interpreted as summary statistics of the population of interest.

as220000: 20. Does the incoming academic competition cause pressures for you ?

Information	[Type= discrete] [Format=numeric] [Range= 1-9] [Missing=*]
Statistics [NW/ W]	[Valid=2851 /-] [Invalid=0 /-]

Value	Label	Cases	Percentage
1	Yes	2202	77.2%
2	No	647	22.7%
9	Missing	2	0.1%

Warning: these figures indicate the number of cases found in the data file. They cannot be interpreted as summary statistics of the population of interest.

as221000: 21. Does your teacher show favor to students with better grades?

Information	[Type= discrete] [Format=numeric] [Range= 1-9] [Missing=*]
Statistics [NW/ W]	[Valid=2851 /-] [Invalid=0 /-]

Value	Label	Cases	Percentage
1	Always	506	17.7%
2	Often	602	21.1%
3	Sometimes	975	34.2%
4	Never	766	26.9%
9	Missing	2	0.1%

Warning: these figures indicate the number of cases found in the data file. They cannot be interpreted as summary statistics of the population of interest.



as222000: 22. According to your answer in previous question, do you think your teacher is fair?

Information	[Type= discrete] [Format=numeric] [Range= 1-9] [Missing=*]
Statistics [NW/ W]	[Valid=2851 /-] [Invalid=0 /-]

Value	Label	Cases	Percentage
1	Strongly fair	338	11.9%
2	Fair	768	26.9%
3	Not fair	1172	41.1%
4	Strongly not fair	563	19.7%

# as222000: 22. According to your answer in previous question, do you think your teacher is fair?			
Value	Label	Cases	Percentage
9	Missing	10	0.4%
Warning: these figures indicate the number of cases found in the data file. They cannot be interpreted as summary statistics of the population of interest.			
# as223000: 23. Are you on track with your classes in school?			
Information	[Type= discrete] [Format=numeric] [Range= 1-9] [Missing=*]		
Statistics [NW/ W]	[Valid=2851 /-] [Invalid=0 /-]		
Value	Label	Cases	Percentage
1	I am far behind and I have hard time catching up	552	19.4%
2	I am a little behind, but I think I will be able to catch up	845	29.6%
3	I am just a little behind; it will be easy for me to catch u	337	11.8%
4	I am right on track	1029	36.1%
5	I far exceed my classmates	83	2.9%
9	Missing	5	0.2%
Warning: these figures indicate the number of cases found in the data file. They cannot be interpreted as summary statistics of the population of interest.			
# as224000: 24. Have you ever failed any subject on exams?			
Information	[Type= discrete] [Format=numeric] [Range= 1-9] [Missing=*]		
Statistics [NW/ W]	[Valid=2851 /-] [Invalid=0 /-]		
Value	Label	Cases	Percentage
1	Yes	2193	76.9%
2	No	657	23.0%
9	Missing	1	0.0%
Warning: these figures indicate the number of cases found in the data file. They cannot be interpreted as summary statistics of the population of interest.			
# as225000: 25. Have you taken the following medicine since entering junior high: sedatives, sleeping pill, all-purpose adhesive, organic solvent, FM2, rush, MDMA, amphetamine, heroin, morphine, marijuana, halcion, pentazocine, cocaine, secobarbital sodium, methaqual			
Information	[Type= discrete] [Format=numeric] [Range= 1-9] [Missing=*]		
Statistics [NW/ W]	[Valid=2851 /-] [Invalid=0 /-]		
Value	Label	Cases	Percentage
1	Never	2806	98.4%
2	Seldom	29	1.0%
3	Sometimes	10	0.4%
4	Always	6	0.2%
9	Missing	0	
Warning: these figures indicate the number of cases found in the data file. They cannot be interpreted as summary statistics of the population of interest.			
# as226000: 26. Comparing to other classes, how's the grade in your class?			
Information	[Type= discrete] [Format=numeric] [Range= 1-9] [Missing=*]		
Statistics [NW/ W]	[Valid=2851 /-] [Invalid=0 /-]		
Value	Label	Cases	Percentage
1	Much better	216	7.6%
2	Better	595	20.9%
3	Almost same	683	24.0%
4	Worse	704	24.7%
5	Much worse	543	19.0%






as226000: 26. Comparing to other classes, how's the grade in your class?

Value	Label	Cases	Percentage
6	No idea	105	 3.7%
9	Missing	5	 0.2%

Warning: these figures indicate the number of cases found in the data file. They cannot be interpreted as summary statistics of the population of interest.

as227001: 27. How much do you think the following statements about your class reflect current condition? (1) My classmates always offer help when I need them.






Information	[Type= discrete] [Format=numeric] [Range= 0-9] [Missing=*]
Statistics [NW/ W]	[Valid=2851 /-] [Invalid=0 /-]

Value	Label	Cases	Percentage
0	Not applicable or Skipped	0	
1	Strongly agree	570	 20.0%
2	Agree	1742	 61.1%
3	Disagree	450	 15.8%
4	Strongly disagree	88	 3.1%
9	Missing	1	 0.0%

Warning: these figures indicate the number of cases found in the data file. They cannot be interpreted as summary statistics of the population of interest.

as227002: 27. How much do you think the following statements about your class reflect current condition? (2) I do not like to socialize with my classmates.






Information	[Type= discrete] [Format=numeric] [Range= 0-9] [Missing=*]
Statistics [NW/ W]	[Valid=2851 /-] [Invalid=0 /-]

Value	Label	Cases	Percentage
0	Not applicable or Skipped	0	
1	Strongly agree	101	 3.5%
2	Agree	434	 15.2%
3	Disagree	1310	 45.9%
4	Strongly disagree	1003	 35.2%
9	Missing	3	 0.1%

Warning: these figures indicate the number of cases found in the data file. They cannot be interpreted as summary statistics of the population of interest.

as227003: 27. How much do you think the following statements about your class reflect current condition? (3) I always help my classmates when they need me.






Information	[Type= discrete] [Format=numeric] [Range= 0-9] [Missing=*]
Statistics [NW/ W]	[Valid=2851 /-] [Invalid=0 /-]

Value	Label	Cases	Percentage
0	Not applicable or Skipped	0	
1	Strongly agree	671	 23.5%
2	Agree	1908	 66.9%
3	Disagree	228	 8.0%
4	Strongly disagree	38	 1.3%
9	Missing	6	 0.2%

Warning: these figures indicate the number of cases found in the data file. They cannot be interpreted as summary statistics of the population of interest.

as227004: 27. How much do you think the following statements about your class reflect current condition? (4) My classmates get along well and treat each other like a family.






Information	[Type= discrete] [Format=numeric] [Range= 0-9] [Missing=*]
Statistics [NW/ W]	[Valid=2851 /-] [Invalid=0 /-]

Value	Label	Cases	Percentage
0	Not applicable or Skipped	0	
1	Strongly agree	421	 14.8%
2	Agree	1352	 47.4%
3	Disagree	838	 29.4%
4	Strongly disagree	234	 8.2%
9	Missing	6	 0.2%

Warning: these figures indicate the number of cases found in the data file. They cannot be interpreted as summary statistics of the population of interest.

as227005: 27. How much do you think the following statements about your class reflect current condition? (5) Compared to other classes, our classmates trust each other the most.




Information	[Type= discrete] [Format=numeric] [Range= 0-9] [Missing=*]
Statistics [NW/ W]	[Valid=2851 /-] [Invalid=0 /-]

Value	Label	Cases	Percentage
0	Not applicable or Skipped	0	
1	Strongly agree	535	 18.8%
2	Agree	1248	 43.8%
3	Disagree	814	 28.6%
4	Strongly disagree	251	 8.8%
9	Missing	3	 0.1%

Warning: these figures indicate the number of cases found in the data file. They cannot be interpreted as summary statistics of the population of interest.

as228000: 28. Have you participated in after-school tutoring upon entering junior high? (Including cram school and private tutor)

Information	[Type= discrete] [Format=numeric] [Range= 1-9] [Missing=*]
Statistics [NW/ W]	[Valid=2851 /-] [Invalid=0 /-]

Value	Label	Cases	Percentage
1	Yes	2076	 72.8%
2	No (If you circled (2), please jump to the 31th question)	771	 27.0%
9	Missing	4	 0.1%

Warning: these figures indicate the number of cases found in the data file. They cannot be interpreted as summary statistics of the population of interest.

# as229000: 29. Whose idea was it for you to attend tutoring? (single choice)			
Information	[Type= discrete] [Format=numeric] [Range= 0-9] [Missing=*]		
Statistics [NW/ W]	[Valid=2851 /-] [Invalid=0 /-]		
Value	Label	Cases	Percentage
0	Skipped	771	<div><div></div></div> 27.0%
1	Father	67	<div><div></div></div> 2.4%
2	Mother	418	<div><div></div></div> 14.7%
3	Both parents	529	<div><div></div></div> 18.6%
4	Myself	986	<div><div></div></div> 34.6%
5	Teacher	13	<div><div></div></div> 0.5%
6	Classmates	25	<div><div></div></div> 0.9%
7	Others, please explain:	32	<div><div></div></div> 1.1%
9	Missing	10	<div><div></div></div> 0.4%
Warning: these figures indicate the number of cases found in the data file. They cannot be interpreted as summary statistics of the population of interest.			
# as230000: 30. Are you currently participating in after-school tutoring? (including cram school and tutor)			
Information	[Type= discrete] [Format=numeric] [Range= 0-9] [Missing=*]		
Statistics [NW/ W]	[Valid=2851 /-] [Invalid=0 /-]		
Value	Label	Cases	Percentage
0	Skipped	720	<div><div></div></div> 25.3%
1	Yes	1429	<div><div></div></div> 50.1%
2	No (If you circled (2), please jump to 31th question)	691	<div><div></div></div> 24.2%
9	Missing	11	<div><div></div></div> 0.4%
Warning: these figures indicate the number of cases found in the data file. They cannot be interpreted as summary statistics of the population of interest.			
# as230a00: 30a. How many hours do you spend on attending after-school tutoring in a typical week (include cram school and private tutoring)? _____ hours.			
Information	[Type= continuous] [Format=numeric] [Range= 0-999] [Missing=*]		
Statistics [NW/ W]	[Valid=2851 /-] [Invalid=0 /-]		
Value	Label	Cases	Percentage
0	Skipped	1410	<div><div></div></div> 97.3%
999	Missing	39	<div><div></div></div> 2.7%
Warning: these figures indicate the number of cases found in the data file. They cannot be interpreted as summary statistics of the population of interest.			
# as231000: 31. What was your grade point average ranking in the class last semester?			
Information	[Type= discrete] [Format=numeric] [Range= 1-9] [Missing=*]		
Statistics [NW/ W]	[Valid=2851 /-] [Invalid=0 /-]		
Value	Label	Cases	Percentage
1	Top 5th in the class	389	<div><div></div></div> 13.6%
2	6th - 10th in the class	500	<div><div></div></div> 17.5%
3	11th -20th	859	<div><div></div></div> 30.1%
4	21h - 30th	678	<div><div></div></div> 23.8%
5	Last 30th	419	<div><div></div></div> 14.7%
9	Missing	6	<div><div></div></div> 0.2%
Warning: these figures indicate the number of cases found in the data file. They cannot be interpreted as summary statistics of the population of interest.			
# as232000: 32. What is your expectation after graduating from junior high? (single choice)			
Information	[Type= discrete] [Format=numeric] [Range= 1-99] [Missing=*]		

# as232000: 32. What is your expectation after graduating from junior high? (single choice)			
Statistics [NW/ W]	[Valid=2851 /-] [Invalid=0 /-]		
Value	Label	Cases	Percentage
1	Going to high school	1486	<div><div></div></div> 52.1%
2	Going to higher vocational college or military school	589	<div><div></div></div> 20.7%
3	Going to professional college	244	<div><div></div></div> 8.6%
4	Going for further study, no matter which school	263	<div><div></div></div> 9.2%
5	Not going for further study, work directly	19	<div><div></div></div> 0.7%
6	Going for further study abroad	15	<div><div></div></div> 0.5%
7	Not thinking about it	123	<div><div></div></div> 4.3%
8	Others, please explain	48	<div><div></div></div> 1.7%
9	Others	64	<div><div></div></div> 2.2%
99	99.missing	0	
Warning: these figures indicate the number of cases found in the data file. They cannot be interpreted as summary statistics of the population of interest.			
# as233000: 33. Considering your current academic and financial ability, what level of education do your home room teacher think you can attain? (single choice)			
Information	[Type= discrete] [Format=numeric] [Range= 1-9] [Missing=*]		
Statistics [NW/ W]	[Valid=2851 /-] [Invalid=0 /-]		
Value	Label	Cases	Percentage
1	Going to high school	1079	<div><div></div></div> 37.8%
2	Going to higher vocational college or military school	381	<div><div></div></div> 13.4%
3	Going to professional college	110	<div><div></div></div> 3.9%
4	Going for further study, no matter which school	241	<div><div></div></div> 8.5%
5	Not going for further study, work directly	7	<div><div></div></div> 0.2%
6	Do not know	861	<div><div></div></div> 30.2%
7	Not thinking about it	144	<div><div></div></div> 5.1%
8	Others, please explain	25	<div><div></div></div> 0.9%
9	Missing	3	<div><div></div></div> 0.1%
Warning: these figures indicate the number of cases found in the data file. They cannot be interpreted as summary statistics of the population of interest.			
# as234000: 34. Do you plan to take part in recommended screening examination admission?			
Information	[Type= discrete] [Format=numeric] [Range= 1-9] [Missing=*]		
Statistics [NW/ W]	[Valid=2851 /-] [Invalid=0 /-]		
Value	Label	Cases	Percentage
1	Yes	1976	<div><div></div></div> 69.3%
2	Not yet, but maybe later	340	<div><div></div></div> 11.9%
3	No	531	<div><div></div></div> 18.6%
9	Missing	4	<div><div></div></div> 0.1%
Warning: these figures indicate the number of cases found in the data file. They cannot be interpreted as summary statistics of the population of interest.			
# as235000: 35. After graduating from junior high school, what do you expect to do? (Single choice)			
Information	[Type= discrete] [Format=numeric] [Range= 1-9] [Missing=*]		
Statistics [NW/ W]	[Valid=2851 /-] [Invalid=0 /-]		
Value	Label	Cases	Percentage
1	Going to high school	1355	<div><div></div></div> 47.5%
2	Going to higher vocational college or military school	788	<div><div></div></div> 27.6%
3	Going to professional college	307	<div><div></div></div> 10.8%

# as235000: 35. After graduating from junior high school, what do you expect to do? (Single choice)			
Value	Label	Cases	Percentage
4	Going for further study, no matter which school	208	<div><div></div></div> 7.3%
5	Not going for further study, work directly	25	<div><div></div></div> 0.9%
6	Not going for further study, but no other plans	11	<div><div></div></div> 0.4%
7	Going for further study abroad	28	<div><div></div></div> 1.0%
8	Not thinking about it	99	<div><div></div></div> 3.5%
9	Others, please explain	30	<div><div></div></div> 1.1%
Warning: these figures indicate the number of cases found in the data file. They cannot be interpreted as summary statistics of the population of interest.			
# as236000: 36. Considering your the current situation, what level of education would you like to attain?			
Information	[Type= discrete] [Format=numeric] [Range= 1-9] [Missing=*]		
Statistics [NW/ W]	[Valid=2851 /-] [Invalid=0 /-]		
Value	Label	Cases	Percentage
1	Junior High School	72	<div><div></div></div> 2.5%
2	Senior high school/ Vocational senior high school	735	<div><div></div></div> 25.8%
3	Junior college (2 and 5 years)	434	<div><div></div></div> 15.2%
4	University/Institute of Technology	1264	<div><div></div></div> 44.3%
5	Master's degree	144	<div><div></div></div> 5.1%
6	Doctorate degree	152	<div><div></div></div> 5.3%
7	Others, please explain	46	<div><div></div></div> 1.6%
9	Missing	4	<div><div></div></div> 0.1%
Warning: these figures indicate the number of cases found in the data file. They cannot be interpreted as summary statistics of the population of interest.			
# as237000: 37. Which level do you want to reach if you don't have any restraint??			
Information	[Type= discrete] [Format=numeric] [Range= 1-9] [Missing=*]		
Statistics [NW/ W]	[Valid=2851 /-] [Invalid=0 /-]		
Value	Label	Cases	Percentage
1	Junior High School	48	<div><div></div></div> 1.7%
2	Senior high school/ Vocational senior high school	242	<div><div></div></div> 8.5%
3	Junior college (2 and 5 years)	245	<div><div></div></div> 8.6%
4	University/Institute of Technology	1256	<div><div></div></div> 44.1%
5	Master's degree	288	<div><div></div></div> 10.1%
6	Doctorate degree	725	<div><div></div></div> 25.4%
7	Others, please explain	44	<div><div></div></div> 1.5%
9	Missing	3	<div><div></div></div> 0.1%
Warning: these figures indicate the number of cases found in the data file. They cannot be interpreted as summary statistics of the population of interest.			
# as238000: 38. Do you plan to attend university?			
Information	[Type= discrete] [Format=numeric] [Range= 1-9] [Missing=*]		
Statistics [NW/ W]	[Valid=2851 /-] [Invalid=0 /-]		
Value	Label	Cases	Percentage
1	Yes	1290	<div><div></div></div> 45.2%
2	Not decided yet	984	<div><div></div></div> 34.5%
3	It does not matter	181	<div><div></div></div> 6.3%
4	Not planning to go to university	385	<div><div></div></div> 13.5%
5	Others, please explain	8	<div><div></div></div> 0.3%
9	Missing	3	<div><div></div></div> 0.1%

# as238000: 38. Do you plan to attend university?				
Warning: these figures indicate the number of cases found in the data file. They cannot be interpreted as summary statistics of the population of interest.				
# as239001: 39. How much do you agree with the following statements regarding being a part of your school or society? (1) Anyone can succeed if he/she can endure hardship.				
Information		[Type= discrete] [Format=numeric] [Range= 1-9] [Missing=*]		
Statistics [NW/ W]		[Valid=2851 /-] [Invalid=0 /-]		
Value	Label	Cases	Percentage	
1	Strongly agree	1229	<div></div>	43.1%
2	Agree	1222	<div></div>	42.9%
3	Disagree	352	<div></div>	12.3%
4	Strongly disagree	48	<div></div>	1.7%
9	Missing	0		
Warning: these figures indicate the number of cases found in the data file. They cannot be interpreted as summary statistics of the population of interest.				
# as239002: 39. How much do you agree with the following statements regarding being a part of your school or society? (2) Taiwan is a liberal society; everyone has equal opportunity to succeed.				
Information		[Type= discrete] [Format=numeric] [Range= 1-9] [Missing=*]		
Statistics [NW/ W]		[Valid=2851 /-] [Invalid=0 /-]		
Value	Label	Cases	Percentage	
1	Strongly agree	919	<div></div>	32.2%
2	Agree	1317	<div></div>	46.2%
3	Disagree	535	<div></div>	18.8%
4	Strongly disagree	80	<div></div>	2.8%
9	Missing	0		
Warning: these figures indicate the number of cases found in the data file. They cannot be interpreted as summary statistics of the population of interest.				
# as239003: 39. How much do you agree with the following statements regarding being a part of your school or society? (3) Opportunistic individuals have a higher chance of succeeding in our society.				
Information		[Type= discrete] [Format=numeric] [Range= 1-9] [Missing=*]		
Statistics [NW/ W]		[Valid=2851 /-] [Invalid=0 /-]		
Value	Label	Cases	Percentage	
1	Strongly agree	199	<div></div>	7.0%
2	Agree	729	<div></div>	25.6%
3	Disagree	1330	<div></div>	46.7%
4	Strongly disagree	592	<div></div>	20.8%
9	Missing	1	<div></div>	0.0%
Warning: these figures indicate the number of cases found in the data file. They cannot be interpreted as summary statistics of the population of interest.				
# as239004: 39. How much do you agree with the following statements regarding being a part of your school or society? (4) When a student breaks rules, the school cannot do anything to the student if his/her family has connections or power.				
Information		[Type= discrete] [Format=numeric] [Range= 1-9] [Missing=*]		
Statistics [NW/ W]		[Valid=2851 /-] [Invalid=0 /-]		
Value	Label	Cases	Percentage	
1	Strongly agree	172	<div></div>	6.0%
2	Agree	539	<div></div>	18.9%
3	Disagree	1248	<div></div>	43.8%
4	Strongly disagree	891	<div></div>	31.3%

# as239004: 39. How much do you agree with the following statements regarding being a part of your school or society? (4) When a student breaks rules, the school cannot do anything to the student if his/her family has connections or power.			
Value	Label	Cases	Percentage
9	Missing	1	0.0%
Warning: these figures indicate the number of cases found in the data file. They cannot be interpreted as summary statistics of the population of interest.			
# as239005: 39. How much do you agree with the following statements regarding being a part of your school or society? (5) Students who ingratiate the teachers receive reward from teachers more easily.			
Information	[Type= discrete] [Format=numeric] [Range= 1-9] [Missing=*]		
Statistics [NW/ W]	[Valid=2851 /-] [Invalid=0 /-]		
Value	Label	Cases	Percentage
1	Strongly agree	364	12.8%
2	Agree	807	28.3%
3	Disagree	1033	36.2%
4	Strongly disagree	644	22.6%
9	Missing	3	0.1%
Warning: these figures indicate the number of cases found in the data file. They cannot be interpreted as summary statistics of the population of interest.			
# as239006: 39. How much do you agree with the following statements regarding being a part of your school or society? (6) In general, the teacher rewards and punishes fairly among our classmates			
Information	[Type= discrete] [Format=numeric] [Range= 1-9] [Missing=*]		
Statistics [NW/ W]	[Valid=2851 /-] [Invalid=0 /-]		
Value	Label	Cases	Percentage
1	Strongly agree	455	16.0%
2	Agree	1319	46.3%
3	Disagree	775	27.2%
4	Strongly disagree	302	10.6%
9	Missing	0	
Warning: these figures indicate the number of cases found in the data file. They cannot be interpreted as summary statistics of the population of interest.			
# as240001: 40. How much do you agree with the following statement related to a typical junior high student's daily life? (1)I work hard to gratify my parents because I don't want to disappoint them.			
Information	[Type= discrete] [Format=numeric] [Range= 1-9] [Missing=*]		
Statistics [NW/ W]	[Valid=2851 /-] [Invalid=0 /-]		
Value	Label	Cases	Percentage
1	Strongly agree	424	14.9%
2	Agree	1797	63.0%
3	Disagree	550	19.3%
4	Strongly disagree	79	2.8%
9	Missing	1	0.0%
Warning: these figures indicate the number of cases found in the data file. They cannot be interpreted as summary statistics of the population of interest.			
# as240002: 40. How much do you agree with the following statement related to a typical junior high student's daily life? (2)I study hard because teachers often praise diligent students.			
Information	[Type= discrete] [Format=numeric] [Range= 1-9] [Missing=*]		
Statistics [NW/ W]	[Valid=2851 /-] [Invalid=0 /-]		
Value	Label	Cases	Percentage
1	Strongly agree	144	5.1%

as240002: 40. How much do you agree with the following statement related to a typical junior high student's daily life? (2)I study hard because teachers often praise diligent students.

Value	Label	Cases	Percentage
2	Agree	832	<div><div></div></div> 29.2%
3	Disagree	1473	<div><div></div></div> 51.7%
4	Strongly disagree	399	<div><div></div></div> 14.0%
9	Missing	3	<div><div></div></div> 0.1%

Warning: these figures indicate the number of cases found in the data file. They cannot be interpreted as summary statistics of the population of interest.

as240003: 40. How much do you agree with the following statement related to a typical junior high student's daily life? (3) I ponder whether my achievement reaches my parents' wishes or standard.

Information	[Type= discrete] [Format=numeric] [Range= 1-9] [Missing=*]
Statistics [NW/ W]	[Valid=2851 /-] [Invalid=0 /-]

Value	Label	Cases	Percentage
1	Strongly agree	381	<div><div></div></div> 13.4%
2	Agree	1161	<div><div></div></div> 40.7%
3	Disagree	1028	<div><div></div></div> 36.1%
4	Strongly disagree	271	<div><div></div></div> 9.5%
9	Missing	10	<div><div></div></div> 0.4%

Warning: these figures indicate the number of cases found in the data file. They cannot be interpreted as summary statistics of the population of interest.

as240004: 40. How much do you agree with the following statement related to a typical junior high student's daily life? (4) I always study harder to reach the level that my parents expect.

Information	[Type= discrete] [Format=numeric] [Range= 1-9] [Missing=*]
Statistics [NW/ W]	[Valid=2851 /-] [Invalid=0 /-]

Value	Label	Cases	Percentage
1	Strongly agree	285	<div><div></div></div> 10.0%
2	Agree	1092	<div><div></div></div> 38.3%
3	Disagree	1208	<div><div></div></div> 42.4%
4	Strongly disagree	262	<div><div></div></div> 9.2%
9	Missing	4	<div><div></div></div> 0.1%

Warning: these figures indicate the number of cases found in the data file. They cannot be interpreted as summary statistics of the population of interest.

as240005: 40. How much do you agree with the following statement related to a typical junior high student's daily life? (5) Usually, my parents and teachers judge whether a job is done well or not.

Information	[Type= discrete] [Format=numeric] [Range= 1-9] [Missing=*]
Statistics [NW/ W]	[Valid=2851 /-] [Invalid=0 /-]






Value	Label	Cases	Percentage
1	Strongly agree	298	<div><div></div></div> 10.5%
2	Agree	1020	<div><div></div></div> 35.8%
3	Disagree	1192	<div><div></div></div> 41.8%
4	Strongly disagree	330	<div><div></div></div> 11.6%
9	Missing	11	<div><div></div></div> 0.4%

Warning: these figures indicate the number of cases found in the data file. They cannot be interpreted as summary statistics of the population of interest.

as240006: 40. How much do you agree with the following statement related to a typical junior high student's daily life? (6) Despite my parents' and teachers' opinions, I would try my best on something worthwhile defined by myself.

Information	[Type= discrete] [Format=numeric] [Range= 1-9] [Missing=*]
Statistics [NW/ W]	[Valid=2851 /-] [Invalid=0 /-]






as240006: 40. How much do you agree with the following statement related to a typical junior high student's daily life? (6) Despite my parents' and teachers' opinions, I would try my best on something worthwhile defined by myself.

Value	Label	Cases	Percentage
1	Strongly agree	1270	 44.5%
2	Agree	1380	 48.4%
3	Disagree	164	 5.8%
4	Strongly disagree	33	 1.2%
9	Missing	4	 0.1%

Warning: these figures indicate the number of cases found in the data file. They cannot be interpreted as summary statistics of the population of interest.

as240007: 40. How much do you agree with the following statement related to a typical junior high student's daily life? (7) I like to evaluate a finished work with my own standard.






Information	[Type= discrete] [Format=numeric] [Range= 1-9] [Missing=*]
Statistics [NW/ W]	[Valid=2851 /-] [Invalid=0 /-]

Value	Label	Cases	Percentage
1	Strongly agree	1104	 38.7%
2	Agree	1493	 52.4%
3	Disagree	217	 7.6%
4	Strongly disagree	35	 1.2%
9	Missing	2	 0.1%

Warning: these figures indicate the number of cases found in the data file. They cannot be interpreted as summary statistics of the population of interest.

as240008: 40. How much do you agree with the following statement related to a typical junior high student's daily life? (8) I study hard because I believe books can provide me with lots of knowledge





Information	[Type= discrete] [Format=numeric] [Range= 1-9] [Missing=*]
Statistics [NW/ W]	[Valid=2851 /-] [Invalid=0 /-]

Value	Label	Cases	Percentage
1	Strongly agree	484	 17.0%
2	Agree	1323	 46.4%
3	Disagree	890	 31.2%
4	Strongly disagree	153	 5.4%
9	Missing	1	 0.0%

Warning: these figures indicate the number of cases found in the data file. They cannot be interpreted as summary statistics of the population of interest.

as241001: 41. How much important do you think each the following statements about a successful future development? (1) Good family background

Information	[Type= discrete] [Format=numeric] [Range= 1-9] [Missing=*]
Statistics [NW/ W]	[Valid=2851 /-] [Invalid=0 /-]

Value	Label	Cases	Percentage
1	Very important	671	 23.5%
2	Important	864	 30.3%
3	A little important	1004	 35.2%
4	Not important	312	 10.9%
9	Missing	0	

Warning: these figures indicate the number of cases found in the data file. They cannot be interpreted as summary statistics of the population of interest.

as241002: 41. How much important do you think each the following statements about a successful future development? (2) Good social skills

Information	[Type= discrete] [Format=numeric] [Range= 1-9] [Missing=*]
-------------	--

as241002: 41. How much important do you think each the following statements about a successful future development? (2) Good social skills

Statistics [NW/ W] [Valid=2851 /-] [Invalid=0 /-]

Value	Label	Cases	Percentage
1	Very important	788	27.6%
2	Important	1181	41.4%
3	A little important	673	23.6%
4	Not important	203	7.1%
9	Missing	6	0.2%

Warning: these figures indicate the number of cases found in the data file. They cannot be interpreted as summary statistics of the population of interest.

as241003: 41. How much important do you think each the following statements about a successful future development? (3) Good luck and opportunity

Information [Type= discrete] [Format=numeric] [Range= 1-9] [Missing=*]

Statistics [NW/ W] [Valid=2851 /-] [Invalid=0 /-]

Value	Label	Cases	Percentage
1	Very important	943	33.1%
2	Important	1089	38.2%
3	A little important	730	25.6%
4	Not important	89	3.1%
9	Missing	0	

Warning: these figures indicate the number of cases found in the data file. They cannot be interpreted as summary statistics of the population of interest.

as241004: 41. How much important do you think each the following statements about a successful future development? (4) Willing to work diligently and endure hardship

Information [Type= discrete] [Format=numeric] [Range= 1-9] [Missing=*]

Statistics [NW/ W] [Valid=2851 /-] [Invalid=0 /-]

Value	Label	Cases	Percentage
1	Very important	1684	59.1%
2	Important	987	34.6%
3	A little important	155	5.4%
4	Not important	22	0.8%
9	Missing	3	0.1%

Warning: these figures indicate the number of cases found in the data file. They cannot be interpreted as summary statistics of the population of interest.

as241005: 41. How much important do you think each the following statements about a successful future development? (5) Good moral character

Information [Type= discrete] [Format=numeric] [Range= 1-9] [Missing=*]





Statistics [NW/ W] [Valid=2851 /-] [Invalid=0 /-]

Value	Label	Cases	Percentage
1	Very important	1695	59.5%
2	Important	932	32.7%
3	A little important	195	6.8%
4	Not important	28	1.0%
9	Missing	1	0.0%

Warning: these figures indicate the number of cases found in the data file. They cannot be interpreted as summary statistics of the population of interest.

as241006: 41. How much important do you think each the following statements about a successful future development? (6) Intelligence





Information	[Type= discrete] [Format=numeric] [Range= 1-9] [Missing=*]
Statistics [NW/ W]	[Valid=2851 /-] [Invalid=0 /-]

Value	Label	Cases	Percentage
1	Very important	1070	 37.5%
2	Important	1251	 43.9%
3	A little important	470	 16.5%
4	Not important	59	 2.1%
9	Missing	1	0.0%

Warning: these figures indicate the number of cases found in the data file. They cannot be interpreted as summary statistics of the population of interest.

as241007: 41. How much important do you think each the following statements about a successful future development? (7) Popularity




















Information	[Type= discrete] [Format=numeric] [Range= 1-9] [Missing=*]
Statistics [NW/ W]	[Valid=2851 /-] [Invalid=0 /-]

Value	Label	Cases	Percentage
1	Very important	1311	 46.0%
2	Important	1164	 40.8%
3	A little important	330	 11.6%
4	Not important	46	 1.6%
9	Missing	0	

Warning: these figures indicate the number of cases found in the data file. They cannot be interpreted as summary statistics of the population of interest.

as242a00: 42. Thinking about your best friends, please write down the basic information of the top 5 closest friends according to the degree of your friendship.1st close:Name

Information	[Type= discrete] [Format=character] [Missing=*]
Statistics [NW/ W]	[Valid=2851 /-] [Invalid=0 /-]

Value	Label	Cases	Percentage
00		5	 0.2%
1a		24	 0.8%
1b		20	 0.7%
1c		25	 0.9%
1d		18	 0.6%
1e		25	 0.9%
1f		31	 1.1%
1g		29	 1.0%
1h		35	 1.2%
1i		23	 0.8%
1j		23	 0.8%
1k		37	 1.3%
1l		31	 1.1%
1m		21	 0.7%
1n		24	 0.8%
1o		24	 0.8%
1p		29	 1.0%
1q		26	 0.9%
1r		33	 1.2%

as242a00: 42. Thinking about your best friends, please write down the basic information of the top 5 closest friends according to the degree of your friendship.1st close:Name

Value	Label	Cases	Percentage
1s		21	0.7%
1t		29	1.0%
1u		17	0.6%
1v		35	1.2%
1w		23	0.8%
1x		27	0.9%
1y		22	0.8%
1z		22	0.8%
2a		23	0.8%
2b		21	0.7%
2c		16	0.6%
2d		29	1.0%
2e		32	1.1%
2f		28	1.0%
2g		25	0.9%
2h		25	0.9%
2i		19	0.7%
2j		22	0.8%
2k		23	0.8%
2l		30	1.1%
2m		16	0.6%
2n		21	0.7%
2o		20	0.7%
2p		21	0.7%
2q		30	1.1%
2r		20	0.7%
2s		18	0.6%
2t		24	0.8%
2u		25	0.9%
2v		27	0.9%
2w		19	0.7%
2x		26	0.9%
2y		21	0.7%
2z		22	0.8%
3a		15	0.5%
3b		24	0.8%
3c		12	0.4%
3d		11	0.4%
3e		17	0.6%
3f		19	0.7%
3g		26	0.9%
3h		18	0.6%
3i		12	0.4%
3j		20	0.7%

as242a00: 42. Thinking about your best friends, please write down the basic information of the top 5 closest friends according to the degree of your friendship.1st close:Name

Value	Label	Cases	Percentage
3k		11	0.4%
3l		19	0.7%
3m		18	0.6%
3n		17	0.6%
3o		17	0.6%
3p		21	0.7%
3q		16	0.6%
3r		15	0.5%
3s		17	0.6%
3t		17	0.6%
3u		14	0.5%
3v		17	0.6%
3w		13	0.5%
3x		11	0.4%
3y		7	0.2%
3z		5	0.2%
4a		3	0.1%
4b		5	0.2%
4c		4	0.1%
4d		1	0.0%
4e		1	0.0%
4f		1	0.0%
4g		3	0.1%
4h		3	0.1%
4i		2	0.1%
4j		1	0.0%
4k		2	0.1%
4m		2	0.1%
4o		1	0.0%
4p		1	0.0%
4t		2	0.1%
4u		2	0.1%
99		35	1.2%
aa		17	0.6%
ab		11	0.4%
ac		8	0.3%
ad		13	0.5%
ae		11	0.4%
af		6	0.2%
ag		18	0.6%
ah		8	0.3%
ai		8	0.3%
aj		15	0.5%
ak		14	0.5%

as242a00: 42. Thinking about your best friends, please write down the basic information of the top 5 closest friends according to the degree of your friendship.1st close:Name

Value	Label	Cases	Percentage
al		7	0.2%
am		10	0.4%
an		16	0.6%
ao		5	0.2%
ap		13	0.5%
aq		10	0.4%
ar		12	0.4%
as		10	0.4%
at		7	0.2%
au		13	0.5%
av		10	0.4%
aw		13	0.5%
ax		10	0.4%
ay		8	0.3%
az		13	0.5%
ba		17	0.6%
bb		15	0.5%
bc		9	0.3%
bd		9	0.3%
be		10	0.4%
bf		8	0.3%
bg		9	0.3%
bh		8	0.3%
bi		15	0.5%
bj		8	0.3%
bk		10	0.4%
bl		8	0.3%
bm		9	0.3%
bn		11	0.4%
bo		11	0.4%
bp		14	0.5%
bq		11	0.4%
br		7	0.2%
bs		19	0.7%
bt		10	0.4%
bu		9	0.3%
bv		4	0.1%
bw		10	0.4%
bx		12	0.4%
by		7	0.2%
bz		11	0.4%
ca		10	0.4%
cb		10	0.4%
cc		8	0.3%

as242a00: 42. Thinking about your best friends, please write down the basic information of the top 5 closest friends according to the degree of your friendship.1st close:Name

Value	Label	Cases	Percentage
cd		7	0.2%
ce		11	0.4%
cf		12	0.4%
cg		7	0.2%
ch		8	0.3%
ci		4	0.1%
cj		13	0.5%
ck		14	0.5%
cl		9	0.3%
cm		11	0.4%
cn		13	0.5%
co		12	0.4%
cp		2	0.1%
cq		7	0.2%
cr		7	0.2%
cs		10	0.4%
ct		7	0.2%
cu		10	0.4%
cv		12	0.4%
cw		7	0.2%
cx		7	0.2%
cy		4	0.1%
cz		19	0.7%
da		9	0.3%
db		11	0.4%
dc		6	0.2%
dd		4	0.1%
de		11	0.4%
df		2	0.1%
dg		6	0.2%
dh		14	0.5%
di		5	0.2%
dj		7	0.2%
dk		6	0.2%
dl		6	0.2%
dm		9	0.3%
dn		6	0.2%
do		5	0.2%
dp		4	0.1%
dq		5	0.2%
dr		7	0.2%
ds		5	0.2%
dt		6	0.2%
du		5	0.2%

as242a00: 42. Thinking about your best friends, please write down the basic information of the top 5 closest friends according to the degree of your friendship.1st close:Name

Value	Label	Cases	Percentage
dv		9	0.3%
dw		3	0.1%
dx		6	0.2%
dy		5	0.2%
dz		8	0.3%
ea		1	0.0%
eb		8	0.3%
ec		7	0.2%
ed		3	0.1%
ee		4	0.1%
ef		5	0.2%
eg		6	0.2%
eh		2	0.1%
ei		5	0.2%
ej		5	0.2%
ek		1	0.0%
el		4	0.1%
em		3	0.1%
en		2	0.1%
eo		2	0.1%
ep		3	0.1%
eq		2	0.1%
es		4	0.1%
et		1	0.0%
eu		2	0.1%
ew		1	0.0%
ex		2	0.1%
ey		3	0.1%
ez		1	0.0%
fa		4	0.1%
fc		1	0.0%
fd		3	0.1%
fe		2	0.1%
fg		1	0.0%
fh		1	0.0%
fi		5	0.2%
fl		1	0.0%
fm		1	0.0%
fn		1	0.0%
fo		2	0.1%
fp		1	0.0%
fq		1	0.0%
fs		1	0.0%
ft		2	0.1%

as242a00: 42. Thinking about your best friends, please write down the basic information of the top 5 closest friends according to the degree of your friendship.1st close:Name

Value	Label	Cases	Percentage
fu		1	0.0%
fv		2	0.1%
ga		1	0.0%
gd		2	0.1%
gf		1	0.0%
gh		1	0.0%
gk		1	0.0%
gl		1	0.0%
gr		1	0.0%
gu		1	0.0%
gx		1	0.0%
gy		1	0.0%
gz		1	0.0%
he		1	0.0%
hg		1	0.0%
hi		1	0.0%
qa		1	0.0%

Warning: these figures indicate the number of cases found in the data file. They cannot be interpreted as summary statistics of the population of interest.

as242a01: 42. Thinking about your best friends, please write down the basic information of the top 5 closest friends according to the degree of your friendship.1st close:Gender

Information	[Type= discrete] [Format=numeric] [Range= 0-9] [Missing=*]		
Statistics [NW/ W]	[Valid=2851 /-] [Invalid=0 /-]		
Value	Label	Cases	Percentage
0	Not applicable	5	0.2%
1	Male	1374	48.2%
2	Female	1457	51.1%
9	Missing	15	0.5%

Warning: these figures indicate the number of cases found in the data file. They cannot be interpreted as summary statistics of the population of interest.

as242a02: 42. Thinking about your best friends, please write down the basic information of the top 5 closest friends according to the degree of your friendship.1st close:Whether you are in the same class.(If yes, jump to the 4th question)

Information	[Type= discrete] [Format=numeric] [Range= 0-9] [Missing=*]		
Statistics [NW/ W]	[Valid=2851 /-] [Invalid=0 /-]		
Value	Label	Cases	Percentage
0	Not applicable	5	0.2%
1	Yes, we are in the same class	1683	59.0%
2	No, he/she is in another sampling class	76	2.7%
3	No, he/she is in other class but not sampling class	1073	37.6%
9	Missing	14	0.5%

Warning: these figures indicate the number of cases found in the data file. They cannot be interpreted as summary statistics of the population of interest.

as242a03: 42. Thinking about your best friends, please write down the basic information of the top 5 closest friends according to the degree of your friendship.1st close:if you are not in the same class, how do you contact each other?

Information	[Type= discrete] [Format=numeric] [Range= 0-9] [Missing=*]		
-------------	--	--	--

as242a03: 42. Thinking about your best friends, please write down the basic information of the top 5 closest friends according to the degree of your friendship.1st close:if you are not in the same class, how do you contact each other?

Statistics [NW/ W] [Valid=2851 /-] [Invalid=0 /-]

Value	Label	Cases	Percentage
0	Not applicable	1681	59.0%
1	Phone	423	14.8%
2	Email	18	0.6%
3	Meet	314	11.0%
4	Letters	127	4.5%
5	Others	168	5.9%
8	This respondent did not answer this question, because he/sh	39	1.4%
9	Missing	81	2.8%

Warning: these figures indicate the number of cases found in the data file. They cannot be interpreted as summary statistics of the population of interest.

as242a04: 42. Thinking about your best friends, please write down the basic information of the top 5 closest friends according to the degree of your friendship.1st close:Does he/she have better grades than you do?

Information [Type= discrete] [Format=numeric] [Range= 0-9] [Missing=*]

Statistics [NW/ W] [Valid=2851 /-] [Invalid=0 /-]

Value	Label	Cases	Percentage
0	Not applicable	6	0.2%
1	Yes	1143	40.1%
2	No	733	25.7%
3	Almost the same	858	30.1%
4	can't be compared	84	2.9%
9	Missing	27	0.9%

Warning: these figures indicate the number of cases found in the data file. They cannot be interpreted as summary statistics of the population of interest.

as242a05: 42. Thinking about your best friends, please write down the basic information of the top 5 closest friends according to the degree of your friendship.1st close:How did you first meet each other?

Information [Type= discrete] [Format=numeric] [Range= 0-9] [Missing=*]

Statistics [NW/ W] [Valid=2851 /-] [Invalid=0 /-]

Value	Label	Cases	Percentage
0	Not applicable	5	0.2%
1	Relatives	41	1.4%
2	Neighbor	81	2.8%
3	Primary school classmates	867	30.4%
4	Middle school classmate	1464	51.4%
5	From activities outside school	89	3.1%
6	From activities inside school	53	1.9%
7	From cram school	122	4.3%
8	Others (Please explain in the table)	97	3.4%
9	Missing	32	1.1%

Warning: these figures indicate the number of cases found in the data file. They cannot be interpreted as summary statistics of the population of interest.

as242a06: 42. Thinking about your best friends, please write down the basic information of the top 5 closest friends according to the degree of your friendship.1st close:How is his/her family's economic condition?

Information [Type= discrete] [Format=numeric] [Range= 0-9] [Missing=*]

Statistics [NW/ W] [Valid=2851 /-] [Invalid=0 /-]

as242a06: 42. Thinking about your best friends, please write down the basic information of the top 5 closest friends according to the degree of your friendship.1st close:How is his/her family's economic condition?

Value	Label	Cases	Percentage
0	Not applicable	6	0.2%
1	Rich	163	5.7%
2	Well-to-do	1505	52.8%
3	Common	1092	38.3%
4	Poor	39	1.4%
5	Very poor	6	0.2%
9	Missing	40	1.4%

Warning: these figures indicate the number of cases found in the data file. They cannot be interpreted as summary statistics of the population of interest.

as242b00: 42. Thinking about your best friends, please write down the basic information of the top 5 closest friends according to the degree of your friendship.2nd close:Name

Information	[Type= discrete] [Format=character] [Missing=*]
Statistics [NW/ W]	[Valid=2851 /-] [Invalid=0 /-]

Value	Label	Cases	Percentage
00		51	1.8%
1a		29	1.0%
1b		23	0.8%
1c		29	1.0%
1d		27	0.9%
1e		28	1.0%
1f		45	1.6%
1g		32	1.1%
1h		23	0.8%
1i		20	0.7%
1j		17	0.6%
1k		37	1.3%
1l		33	1.2%
1m		27	0.9%
1n		16	0.6%
1o		20	0.7%
1p		32	1.1%
1q		33	1.2%
1r		22	0.8%
1s		27	0.9%
1t		20	0.7%
1u		29	1.0%
1v		33	1.2%
1w		33	1.2%
1x		29	1.0%
1y		20	0.7%
1z		20	0.7%
2a		39	1.4%
2b		29	1.0%
2c		25	0.9%













































as242b00: 42. Thinking about your best friends, please write down the basic information of the top 5 closest friends according to the degree of your friendship.2nd close:Name

Value	Label	Cases	Percentage
2d		35	1.2%
2e		31	1.1%
2f		32	1.1%
2g		26	0.9%
2h		21	0.7%
2i		22	0.8%
2j		29	1.0%
2k		36	1.3%
2l		28	1.0%
2m		19	0.7%
2n		12	0.4%
2o		31	1.1%
2p		27	0.9%
2q		25	0.9%
2r		25	0.9%
2s		18	0.6%
2t		20	0.7%
2u		18	0.6%
2v		14	0.5%
2w		31	1.1%
2x		29	1.0%
2y		21	0.7%
2z		19	0.7%
3a		16	0.6%
3b		18	0.6%
3c		13	0.5%
3d		17	0.6%
3e		25	0.9%
3f		23	0.8%
3g		17	0.6%
3h		21	0.7%
3i		17	0.6%
3j		21	0.7%
3k		21	0.7%
3l		20	0.7%
3m		21	0.7%
3n		18	0.6%
3o		30	1.1%
3p		16	0.6%
3q		22	0.8%
3r		15	0.5%
3s		15	0.5%
3t		23	0.8%
3u		15	0.5%

as242b00: 42. Thinking about your best friends, please write down the basic information of the top 5 closest friends according to the degree of your friendship.2nd close:Name

Value	Label	Cases	Percentage
3v		18	0.6%
3w		14	0.5%
3x		13	0.5%
3y		8	0.3%
3z		5	0.2%
4a		5	0.2%
4b		2	0.1%
4c		5	0.2%
4d		3	0.1%
4e		1	0.0%
4f		2	0.1%
4g		2	0.1%
4l		1	0.0%
4q		1	0.0%
4v		2	0.1%
4w		1	0.0%
4x		4	0.1%
99		31	1.1%
9q		1	0.0%
aa		12	0.4%
ab		14	0.5%
ac		10	0.4%
ad		3	0.1%
ae		6	0.2%
af		12	0.4%
ag		5	0.2%
ah		14	0.5%
ai		6	0.2%
aj		7	0.2%
ak		16	0.6%
al		11	0.4%
am		8	0.3%
an		9	0.3%
ao		7	0.2%
ap		3	0.1%
aq		6	0.2%
ar		8	0.3%
as		7	0.2%
at		12	0.4%
au		5	0.2%
av		11	0.4%
aw		13	0.5%
ax		8	0.3%
ay		7	0.2%













































as242b00: 42. Thinking about your best friends, please write down the basic information of the top 5 closest friends according to the degree of your friendship.2nd close:Name

Value	Label	Cases	Percentage
az		3	 0.1%
ba		9	 0.3%
bb		11	 0.4%
bc		9	 0.3%
bd		10	 0.4%
be		11	 0.4%
bf		11	 0.4%
bg		9	 0.3%
bh		8	 0.3%
bi		5	 0.2%
bj		9	 0.3%
bk		6	 0.2%
bl		12	 0.4%
bm		12	 0.4%
bn		7	 0.2%
bo		11	 0.4%
bp		7	 0.2%
bq		5	 0.2%
br		7	 0.2%
bs		5	 0.2%
bt		12	 0.4%
bu		6	 0.2%
bv		5	 0.2%
bw		5	 0.2%
bx		10	 0.4%
by		12	 0.4%
bz		8	 0.3%
ca		9	 0.3%
cb		7	 0.2%
cc		6	 0.2%
cd		9	 0.3%
ce		6	 0.2%
cf		8	 0.3%
cg		12	 0.4%
ch		8	 0.3%
ci		9	 0.3%
cj		4	 0.1%
ck		10	 0.4%
cl		10	 0.4%
cm		6	 0.2%
cn		6	 0.2%
co		10	 0.4%
cp		14	 0.5%
cq		4	 0.1%

as242b00: 42. Thinking about your best friends, please write down the basic information of the top 5 closest friends according to the degree of your friendship.2nd close:Name

Value	Label	Cases	Percentage
cr		7	0.2%
cs		5	0.2%
ct		9	0.3%
cu		9	0.3%
cv		7	0.2%
cw		7	0.2%
cx		7	0.2%
cy		13	0.5%
cz		4	0.1%
da		14	0.5%
db		6	0.2%
dc		12	0.4%
dd		6	0.2%
de		4	0.1%
df		12	0.4%
dg		4	0.1%
dh		4	0.1%
di		10	0.4%
dj		5	0.2%
dk		6	0.2%
dl		3	0.1%
dm		6	0.2%
dn		6	0.2%
do		5	0.2%
dp		3	0.1%
dq		5	0.2%
dr		4	0.1%
ds		4	0.1%
dt		2	0.1%
du		4	0.1%
dv		4	0.1%
dw		6	0.2%
dx		3	0.1%
dy		7	0.2%
dz		5	0.2%
ea		2	0.1%
eb		4	0.1%
ec		5	0.2%
ed		5	0.2%
ee		3	0.1%
ef		4	0.1%
eg		7	0.2%
eh		4	0.1%
ei		1	0.0%

as242b00: 42. Thinking about your best friends, please write down the basic information of the top 5 closest friends according to the degree of your friendship.2nd close:Name

Value	Label	Cases	Percentage
ej		3	 0.1%
ek		4	 0.1%
el		2	 0.1%
em		3	 0.1%
en		3	 0.1%
eo		1	 0.0%
ep		3	 0.1%
eq		3	 0.1%
er		4	 0.1%
et		2	 0.1%
eu		2	 0.1%
ev		3	 0.1%
ew		1	 0.0%
ey		2	 0.1%
ez		1	 0.0%
fb		2	 0.1%
fc		1	 0.0%
fd		2	 0.1%
fe		1	 0.0%
ff		2	 0.1%
fj		2	 0.1%
fm		2	 0.1%
fn		1	 0.0%
fp		1	 0.0%
fq		1	 0.0%
fr		1	 0.0%
fu		2	 0.1%
fw		3	 0.1%
fy		1	 0.0%
fz		1	 0.0%
gb		1	 0.0%
gc		1	 0.0%
gg		2	 0.1%
gj		1	 0.0%
gl		1	 0.0%
gm		1	 0.0%
go		1	 0.0%
gs		1	 0.0%
gu		1	 0.0%
gv		1	 0.0%
gw		1	 0.0%
gy		1	 0.0%
ha		1	 0.0%
hb		1	 0.0%

as242b00: 42. Thinking about your best friends, please write down the basic information of the top 5 closest friends according to the degree of your friendship.2nd close:Name

Warning: these figures indicate the number of cases found in the data file. They cannot be interpreted as summary statistics of the population of interest.

as242b01: 42. Thinking about your best friends, please write down the basic information of the top 5 closest friends according to the degree of your friendship.2nd close:Gender

Information [Type= discrete] [Format=numeric] [Range= 0-9] [Missing=*]

Statistics [NW/ W] [Valid=2851 /-] [Invalid=0 /-]

Value	Label	Cases	Percentage
0	Not applicable	51	1.8%
1	Male	1350	47.4%
2	Female	1437	50.4%
9	Missing	13	0.5%

Warning: these figures indicate the number of cases found in the data file. They cannot be interpreted as summary statistics of the population of interest.

as242b02: 42. Thinking about your best friends, please write down the basic information of the top 5 closest friends according to the degree of your friendship.2nd close:Whether you are in the same class.(If yes, jump to the 4th question)

Information [Type= discrete] [Format=numeric] [Range= 0-9] [Missing=*]

Statistics [NW/ W] [Valid=2851 /-] [Invalid=0 /-]

Value	Label	Cases	Percentage
0	Not applicable	51	1.8%
1	Yes, we are in the same class	1816	63.7%
2	No, he/she is in another sampling class	72	2.5%
3	No, he/she is in other class but not sampling class	897	31.5%
9	Missing	15	0.5%

Warning: these figures indicate the number of cases found in the data file. They cannot be interpreted as summary statistics of the population of interest.

as242b03: 42. Thinking about your best friends, please write down the basic information of the top 5 closest friends according to the degree of your friendship.2nd close:If you are not in the same class, how do you contact each other?

Information [Type= discrete] [Format=numeric] [Range= 0-9] [Missing=*]

Statistics [NW/ W] [Valid=2851 /-] [Invalid=0 /-]

Value	Label	Cases	Percentage
0	Not applicable	1869	65.6%
1	Phone	315	11.0%
2	Email	12	0.4%
3	Meet	292	10.2%
4	Letters	92	3.2%
5	Others	165	5.8%
8	This respondent did not answer this question, because he/sh	29	1.0%
9	Missing	77	2.7%

Warning: these figures indicate the number of cases found in the data file. They cannot be interpreted as summary statistics of the population of interest.

as242b04: 42. Thinking about your best friends, please write down the basic information of the top 5 closest friends according to the degree of your friendship.2nd close:Does he/she have better grades than you do?

Information [Type= discrete] [Format=numeric] [Range= 0-9] [Missing=*]

Statistics [NW/ W] [Valid=2851 /-] [Invalid=0 /-]

Value	Label	Cases	Percentage
0	Not applicable	53	1.9%

as242b04: 42. Thinking about your best friends, please write down the basic information of the top 5 closest friends according to the degree of your friendship.2nd close:Does he/she have better grades than you do?

Value	Label	Cases	Percentage
1	Yes	1127	39.5%
2	No	814	28.6%
3	Almost the same	725	25.4%
4	can't be compared	85	3.0%
9	Missing	47	1.6%

Warning: these figures indicate the number of cases found in the data file. They cannot be interpreted as summary statistics of the population of interest.

as242b05: 42. Thinking about your best friends, please write down the basic information of the top 5 closest friends according to the degree of your friendship.2nd close:How did you first meet each other?

Information	[Type= discrete] [Format=numeric] [Range= 0-9] [Missing=*]
Statistics [NW/ W]	[Valid=2851 /-] [Invalid=0 /-]

Value	Label	Cases	Percentage
0	Not applicable	51	1.8%
1	Relatives	36	1.3%
2	Neighbor	65	2.3%
3	Primary school classmates	647	22.7%
4	Middle school classmate	1688	59.2%
5	From activities outside school	100	3.5%
6	From activities inside school	48	1.7%
7	From cram school	118	4.1%
8	Others (Please explain in the table)	70	2.5%
9	Missing	28	1.0%

Warning: these figures indicate the number of cases found in the data file. They cannot be interpreted as summary statistics of the population of interest.

as242b06: 42. Thinking about your best friends, please write down the basic information of the top 5 closest friends according to the degree of your friendship.2nd close:How is his/her family's economic condition?

Information	[Type= discrete] [Format=numeric] [Range= 0-9] [Missing=*]
Statistics [NW/ W]	[Valid=2851 /-] [Invalid=0 /-]

Value	Label	Cases	Percentage
0	Not applicable	52	1.8%
1	Rich	149	5.2%
2	Well-to-do	1489	52.2%
3	Common	1076	37.7%
4	Poor	48	1.7%
5	Very poor	5	0.2%
9	Missing	32	1.1%

Warning: these figures indicate the number of cases found in the data file. They cannot be interpreted as summary statistics of the population of interest.

as242c00: 42. Thinking about your best friends, please write down the basic information of the top 5 closest friends according to the degree of your friendship.3rd close:Name

Information	[Type= discrete] [Format=character] [Missing=*]
Statistics [NW/ W]	[Valid=2851 /-] [Invalid=0 /-]

Value	Label	Cases	Percentage
00		96	3.4%
1a		30	1.1%
1b		19	0.7%
1c		22	0.8%
1d		31	1.1%
1e		25	0.9%
1f		27	0.9%
1g		38	1.3%
1h		30	1.1%
1i		31	1.1%
1j		30	1.1%
1k		21	0.7%
1l		19	0.7%
1m		29	1.0%
1n		17	0.6%
1o		29	1.0%
1p		28	1.0%
1q		36	1.3%
1r		26	0.9%
1s		23	0.8%
1t		20	0.7%
1u		16	0.6%
1v		25	0.9%
1w		26	0.9%
1x		26	0.9%
1y		32	1.1%
1z		28	1.0%
2a		26	0.9%
2b		30	1.1%
2c		32	1.1%
2d		29	1.0%
2e		28	1.0%
2f		20	0.7%
2g		38	1.3%
2h		26	0.9%
2i		31	1.1%
2j		31	1.1%
2k		32	1.1%
2l		29	1.0%
2m		31	1.1%
2n		21	0.7%
2o		22	0.8%

as242c00: 42. Thinking about your best friends, please write down the basic information of the top 5 closest friends according to the degree of your friendship.3rd close:Name

Value	Label	Cases	Percentage
2p		25	0.9%
2q		35	1.2%
2r		22	0.8%
2s		22	0.8%
2t		25	0.9%
2u		17	0.6%
2v		28	1.0%
2w		24	0.8%
2x		18	0.6%
2y		21	0.7%
2z		17	0.6%
3a		19	0.7%
3b		21	0.7%
3c		25	0.9%
3d		30	1.1%
3e		22	0.8%
3f		16	0.6%
3g		23	0.8%
3h		22	0.8%
3i		17	0.6%
3j		13	0.5%
3k		13	0.5%
3l		16	0.6%
3m		21	0.7%
3n		23	0.8%
3o		22	0.8%
3p		18	0.6%
3q		31	1.1%
3r		14	0.5%
3s		24	0.8%
3t		27	0.9%
3u		8	0.3%
3v		15	0.5%
3w		12	0.4%
3x		10	0.4%
3y		14	0.5%
3z		5	0.2%
4a		5	0.2%
4b		3	0.1%
4c		6	0.2%
4d		5	0.2%
4e		1	0.0%
4g		1	0.0%
4i		2	0.1%

as242c00: 42. Thinking about your best friends, please write down the basic information of the top 5 closest friends according to the degree of your friendship.3rd close:Name

Value	Label	Cases	Percentage
4j		1	0.0%
4o		3	0.1%
4q		1	0.0%
4r		1	0.0%
4v		1	0.0%
4w		2	0.1%
4x		1	0.0%
99		33	1.2%
aa		4	0.1%
ab		10	0.4%
ac		11	0.4%
ad		8	0.3%
ae		8	0.3%
af		8	0.3%
ag		7	0.2%
ah		9	0.3%
ai		10	0.4%
aj		7	0.2%
ak		3	0.1%
al		15	0.5%
am		14	0.5%
an		9	0.3%
ao		11	0.4%
ap		9	0.3%
aq		8	0.3%
ar		6	0.2%
as		8	0.3%
at		8	0.3%
au		8	0.3%
av		9	0.3%
aw		6	0.2%
ax		12	0.4%
ay		6	0.2%
az		6	0.2%
ba		4	0.1%
bb		8	0.3%
bc		7	0.2%
bd		9	0.3%
be		8	0.3%
bf		8	0.3%
bg		6	0.2%
bh		9	0.3%
bi		6	0.2%
bj		8	0.3%

as242c00: 42. Thinking about your best friends, please write down the basic information of the top 5 closest friends according to the degree of your friendship.3rd close:Name

Value	Label	Cases	Percentage
bk		8	0.3%
bl		7	0.2%
bm		6	0.2%
bn		7	0.2%
bo		5	0.2%
bp		9	0.3%
bq		11	0.4%
br		8	0.3%
bs		8	0.3%
bt		4	0.1%
bu		12	0.4%
bv		7	0.2%
bw		6	0.2%
bx		7	0.2%
by		6	0.2%
bz		6	0.2%
c4		1	0.0%
ca		8	0.3%
cb		9	0.3%
cc		8	0.3%
cd		7	0.2%
ce		7	0.2%
cf		8	0.3%
cg		7	0.2%
ch		12	0.4%
ci		8	0.3%
cj		6	0.2%
ck		3	0.1%
cl		8	0.3%
cm		5	0.2%
cn		6	0.2%
co		5	0.2%
cp		11	0.4%
cq		12	0.4%
cr		5	0.2%
cs		7	0.2%
ct		9	0.3%
cu		6	0.2%
cv		5	0.2%
cw		11	0.4%
cx		6	0.2%
cy		5	0.2%
cz		6	0.2%
da		4	0.1%

as242c00: 42. Thinking about your best friends, please write down the basic information of the top 5 closest friends according to the degree of your friendship.3rd close:Name

Value	Label	Cases	Percentage
db		12	0.4%
dc		4	0.1%
dd		9	0.3%
de		8	0.3%
df		8	0.3%
dg		4	0.1%
dh		1	0.0%
di		8	0.3%
dj		8	0.3%
dk		5	0.2%
dl		8	0.3%
dm		5	0.2%
dn		5	0.2%
do		5	0.2%
dp		6	0.2%
dq		3	0.1%
dr		2	0.1%
ds		5	0.2%
dt		6	0.2%
du		5	0.2%
dv		2	0.1%
dw		5	0.2%
dx		7	0.2%
dz		5	0.2%
ea		8	0.3%
eb		4	0.1%
ec		2	0.1%
ed		4	0.1%
ee		5	0.2%
ef		2	0.1%
eg		1	0.0%
eh		5	0.2%
ei		5	0.2%
ej		1	0.0%
ek		4	0.1%
el		3	0.1%
em		2	0.1%
en		3	0.1%
eo		4	0.1%
ep		1	0.0%
eq		4	0.1%
er		2	0.1%
es		3	0.1%
et		2	0.1%

as242c00: 42. Thinking about your best friends, please write down the basic information of the top 5 closest friends according to the degree of your friendship.3rd close:Name

Value	Label	Cases	Percentage
eu		2	0.1%
ev		1	0.0%
ew		2	0.1%
ex		2	0.1%
ey		1	0.0%
ez		1	0.0%
fa		1	0.0%
fb		2	0.1%
fe		1	0.0%
ff		1	0.0%
fg		2	0.1%
fk		2	0.1%
fn		1	0.0%
fo		1	0.0%
fq		1	0.0%
fs		1	0.0%
fv		1	0.0%
fx		2	0.1%
fz		1	0.0%
ga		2	0.1%
gi		2	0.1%
gm		1	0.0%
gn		1	0.0%
gp		1	0.0%
gr		1	0.0%
gz		1	0.0%
hc		1	0.0%
hf		1	0.0%
hj		1	0.0%

Warning: these figures indicate the number of cases found in the data file. They cannot be interpreted as summary statistics of the population of interest.

as242c01: 42. Thinking about your best friends, please write down the basic information of the top 5 closest friends according to the degree of your friendship.3rd close:Gender

Information	[Type= discrete] [Format=numeric] [Range= 0-9] [Missing=*]		
Statistics [NW/ W]	[Valid=2851 /-] [Invalid=0 /-]		
Value	Label	Cases	Percentage
0	Not applicable	98	3.4%
1	Male	1339	47.0%
2	Female	1398	49.0%
9	Missing	16	0.6%

Warning: these figures indicate the number of cases found in the data file. They cannot be interpreted as summary statistics of the population of interest.

as242c02: 42. Thinking about your best friends, please write down the basic information of the top 5 closest friends according to the degree of your friendship.3rd close:Whether you are in the same class.(If yes, jump to the 4th question)

Information	[Type= discrete] [Format=numeric] [Range= 0-9] [Missing=*]
-------------	--

as242c02: 42. Thinking about your best friends, please write down the basic information of the top 5 closest friends according to the degree of your friendship.3rd close:Whether you are in the same class.(If yes, jump to the 4th question)

Statistics [NW/ W] [Valid=2851 /-] [Invalid=0 /-]

Value	Label	Cases	Percentage
0	Not applicable	97	3.4%
1	Yes, we are in the same class	1812	63.6%
2	No, he/she is in another sampling class	88	3.1%
3	No, he/she is in other class but not sampling class	839	29.4%
9	Missing	15	0.5%

Warning: these figures indicate the number of cases found in the data file. They cannot be interpreted as summary statistics of the population of interest.

as242c03: 42. Thinking about your best friends, please write down the basic information of the top 5 closest friends according to the degree of your friendship.3rd close:If you are not in the same class, how do you contact each other?

Information [Type= discrete] [Format=numeric] [Range= 0-9] [Missing=*]

Statistics [NW/ W] [Valid=2851 /-] [Invalid=0 /-]

Value	Label	Cases	Percentage
0	Not applicable	1910	67.0%
1	Phone	308	10.8%
2	Email	15	0.5%
3	Meet	246	8.6%
4	Letters	99	3.5%
5	Others	162	5.7%
8	This respondent did not answer this question, because he/sh	30	1.1%
9	Missing	81	2.8%

Warning: these figures indicate the number of cases found in the data file. They cannot be interpreted as summary statistics of the population of interest.

as242c04: 42. Thinking about your best friends, please write down the basic information of the top 5 closest friends according to the degree of your friendship.3rd close:Does he/she have better grades than you do?

Information [Type= discrete] [Format=numeric] [Range= 0-9] [Missing=*]

Statistics [NW/ W] [Valid=2851 /-] [Invalid=0 /-]

Value	Label	Cases	Percentage
0	Not applicable	100	3.5%
1	Yes	1116	39.1%
2	No	752	26.4%
3	Almost the same	709	24.9%
4	can't be compared	97	3.4%
9	Missing	77	2.7%

Warning: these figures indicate the number of cases found in the data file. They cannot be interpreted as summary statistics of the population of interest.

as242c05: 42. Thinking about your best friends, please write down the basic information of the top 5 closest friends according to the degree of your friendship.3rd close:How did you first meet each other?

Information [Type= discrete] [Format=numeric] [Range= 0-9] [Missing=*]

Statistics [NW/ W] [Valid=2851 /-] [Invalid=0 /-]

Value	Label	Cases	Percentage
0	Not applicable	97	3.4%
1	Relatives	31	1.1%
2	Neighbor	41	1.4%

as242c05: 42. Thinking about your best friends, please write down the basic information of the top 5 closest friends according to the degree of your friendship.3rd close:How did you first meet each other?

Value	Label	Cases	Percentage
3	Primary school classmates	596	20.9%
4	Middle school classmate	1710	60.0%
5	From activities outside school	94	3.3%
6	From activities inside school	57	2.0%
7	From cram school	117	4.1%
8	Others (Please explain in the table)	79	2.8%
9	Missing	29	1.0%

Warning: these figures indicate the number of cases found in the data file. They cannot be interpreted as summary statistics of the population of interest.

as242c06: 42. Thinking about your best friends, please write down the basic information of the top 5 closest friends according to the degree of your friendship.3rd close:How is his/her family's economic condition?

Information	[Type= discrete] [Format=numeric] [Range= 0-9] [Missing=*]
Statistics [NW/ W]	[Valid=2851 /-] [Invalid=0 /-]

Value	Label	Cases	Percentage
0	Not applicable	100	3.5%
1	Rich	151	5.3%
2	Well-to-do	1442	50.6%
3	Common	1077	37.8%
4	Poor	40	1.4%
5	Very poor	3	0.1%
9	Missing	38	1.3%

Warning: these figures indicate the number of cases found in the data file. They cannot be interpreted as summary statistics of the population of interest.

as242d00: 42. Thinking about your best friends, please write down the basic information of the top 5 closest friends according to the degree of your friendship.4th close:Name

Information	[Type= discrete] [Format=character] [Missing=*]
Statistics [NW/ W]	[Valid=2851 /-] [Invalid=0 /-]

Value	Label	Cases	Percentage
00		170	6.0%
1a		30	1.1%
1b		18	0.6%
1c		24	0.8%
1d		20	0.7%
1e		27	0.9%
1f		29	1.0%
1g		24	0.8%
1h		26	0.9%
1i		32	1.1%
1j		16	0.6%
1k		24	0.8%
1l		26	0.9%
1m		18	0.6%
1n		25	0.9%
1o		19	0.7%
1p		28	1.0%

as242d00: 42. Thinking about your best friends, please write down the basic information of the top 5 closest friends according to the degree of your friendship.4th close:Name

Value	Label	Cases	Percentage
1q		27	<div></div> 0.9%
1r		28	<div></div> 1.0%
1s		30	<div></div> 1.1%
1t		21	<div></div> 0.7%
1u		26	<div></div> 0.9%
1v		26	<div></div> 0.9%
1w		39	<div></div> 1.4%
1x		33	<div></div> 1.2%
1y		28	<div></div> 1.0%
1z		24	<div></div> 0.8%
2a		31	<div></div> 1.1%
2b		25	<div></div> 0.9%
2c		40	<div></div> 1.4%
2d		20	<div></div> 0.7%
2e		25	<div></div> 0.9%
2f		18	<div></div> 0.6%
2g		31	<div></div> 1.1%
2h		28	<div></div> 1.0%
2i		32	<div></div> 1.1%
2j		32	<div></div> 1.1%
2k		34	<div></div> 1.2%
2l		25	<div></div> 0.9%
2m		17	<div></div> 0.6%
2n		33	<div></div> 1.2%
2o		22	<div></div> 0.8%
2p		22	<div></div> 0.8%
2q		22	<div></div> 0.8%
2r		11	<div></div> 0.4%
2s		31	<div></div> 1.1%
2t		28	<div></div> 1.0%
2u		30	<div></div> 1.1%
2v		17	<div></div> 0.6%
2w		23	<div></div> 0.8%
2x		25	<div></div> 0.9%
2y		20	<div></div> 0.7%
2z		19	<div></div> 0.7%
3a		23	<div></div> 0.8%
3b		21	<div></div> 0.7%
3c		13	<div></div> 0.5%
3d		17	<div></div> 0.6%
3e		21	<div></div> 0.7%
3f		20	<div></div> 0.7%
3g		22	<div></div> 0.8%
3h		27	<div></div> 0.9%













































as242d00: 42. Thinking about your best friends, please write down the basic information of the top 5 closest friends according to the degree of your friendship.4th close:Name

Value	Label	Cases	Percentage
3i		18	0.6%
3j		23	0.8%
3k		18	0.6%
3l		11	0.4%
3m		24	0.8%
3n		11	0.4%
3o		22	0.8%
3p		23	0.8%
3q		23	0.8%
3r		18	0.6%
3s		15	0.5%
3t		23	0.8%
3u		14	0.5%
3v		15	0.5%
3w		16	0.6%
3x		6	0.2%
3y		8	0.3%
3z		6	0.2%
4a		6	0.2%
4b		8	0.3%
4c		3	0.1%
4d		1	0.0%
4e		3	0.1%
4f		1	0.0%
4h		2	0.1%
4j		1	0.0%
4k		2	0.1%
4q		1	0.0%
4t		1	0.0%
4u		1	0.0%
4v		2	0.1%
4x		2	0.1%
99		35	1.2%
aa		6	0.2%
ab		6	0.2%
ac		13	0.5%
ad		12	0.4%
ae		8	0.3%
af		9	0.3%
ag		6	0.2%
ah		10	0.4%
ai		7	0.2%
aj		8	0.3%
ak		4	0.1%

as242d00: 42. Thinking about your best friends, please write down the basic information of the top 5 closest friends according to the degree of your friendship.4th close:Name

Value	Label	Cases	Percentage
al		7	0.2%
am		7	0.2%
an		10	0.4%
ao		11	0.4%
ap		8	0.3%
aq		9	0.3%
ar		10	0.4%
as		7	0.2%
at		9	0.3%
au		11	0.4%
av		5	0.2%
aw		7	0.2%
ax		9	0.3%
ay		13	0.5%
az		8	0.3%
ba		7	0.2%
bb		2	0.1%
bc		9	0.3%
bd		7	0.2%
be		4	0.1%
bf		7	0.2%
bg		8	0.3%
bh		5	0.2%
bi		9	0.3%
bj		7	0.2%
bk		7	0.2%
bl		10	0.4%
bm		11	0.4%
bn		7	0.2%
bo		3	0.1%
bp		9	0.3%
bq		9	0.3%
br		10	0.4%
bs		5	0.2%
bt		9	0.3%
bu		8	0.3%
bv		13	0.5%
bw		2	0.1%
bx		7	0.2%
by		7	0.2%
bz		10	0.4%
ca		7	0.2%
cb		4	0.1%
cc		11	0.4%

as242d00: 42. Thinking about your best friends, please write down the basic information of the top 5 closest friends according to the degree of your friendship.4th close:Name

Value	Label	Cases	Percentage
cd		7	 0.2%
ce		8	 0.3%
cf		5	 0.2%
cg		3	 0.1%
ch		6	 0.2%
ci		12	 0.4%
cj		7	 0.2%
ck		6	 0.2%
cl		4	 0.1%
cm		9	 0.3%
cn		6	 0.2%
co		6	 0.2%
cp		7	 0.2%
cq		11	 0.4%
cr		9	 0.3%
cs		9	 0.3%
ct		6	 0.2%
cu		8	 0.3%
cv		5	 0.2%
cw		5	 0.2%
cx		12	 0.4%
cy		4	 0.1%
cz		5	 0.2%
da		6	 0.2%
db		4	 0.1%
dc		12	 0.4%
dd		6	 0.2%
de		9	 0.3%
df		7	 0.2%
dg		11	 0.4%
dh		4	 0.1%
di		3	 0.1%
dj		5	 0.2%
dk		6	 0.2%
dl		3	 0.1%
dm		6	 0.2%
dn		2	 0.1%
do		5	 0.2%
dp		6	 0.2%
dq		3	 0.1%
dr		5	 0.2%
ds		4	 0.1%
dt		6	 0.2%
du		5	 0.2%

as242d00: 42. Thinking about your best friends, please write down the basic information of the top 5 closest friends according to the degree of your friendship.4th close:Name

Value	Label	Cases	Percentage
dv		3	0.1%
dx		5	0.2%
dy		5	0.2%
dz		1	0.0%
ea		5	0.2%
eb		2	0.1%
ec		3	0.1%
ed		3	0.1%
ee		2	0.1%
ef		4	0.1%
eg		1	0.0%
eh		4	0.1%
ei		3	0.1%
ej		5	0.2%
ek		1	0.0%
el		5	0.2%
em		3	0.1%
en		2	0.1%
eo		3	0.1%
ep		1	0.0%
eq		1	0.0%
er		1	0.0%
es		3	0.1%
et		1	0.0%
eu		3	0.1%
ev		3	0.1%
ew		2	0.1%
ex		2	0.1%
ez		4	0.1%
fa		1	0.0%
fb		1	0.0%
fg		2	0.1%
fh		2	0.1%
fj		1	0.0%
fk		1	0.0%
fl		1	0.0%
fn		1	0.0%
fo		1	0.0%
fq		1	0.0%
fr		2	0.1%
fs		1	0.0%
fv		1	0.0%
fw		1	0.0%
fy		2	0.1%

as242d00: 42. Thinking about your best friends, please write down the basic information of the top 5 closest friends according to the degree of your friendship.4th close:Name

Value	Label	Cases	Percentage
gb		2	0.1%
ge		1	0.0%
gf		1	0.0%
gj		2	0.1%
go		1	0.0%
gp		1	0.0%
gs		1	0.0%
gv		1	0.0%
gw		1	0.0%
ha		1	0.0%
hk		1	0.0%

Warning: these figures indicate the number of cases found in the data file. They cannot be interpreted as summary statistics of the population of interest.

as242d01: 42. Thinking about your best friends, please write down the basic information of the top 5 closest friends according to the degree of your friendship.4th close:Gender

Information	[Type= discrete] [Format=numeric] [Range= 0-9] [Missing=*]
Statistics [NW/ W]	[Valid=2851 /-] [Invalid=0 /-]

Value	Label	Cases	Percentage
0	Not applicable	167	5.9%
1	Male	1292	45.3%
2	Female	1364	47.8%
9	Missing	28	1.0%

Warning: these figures indicate the number of cases found in the data file. They cannot be interpreted as summary statistics of the population of interest.

as242d02: 42. Thinking about your best friends, please write down the basic information of the top 5 closest friends according to the degree of your friendship.4th close:Whether you are in the same class.(If yes, jump to the 4th question)

Information	[Type= discrete] [Format=numeric] [Range= 0-9] [Missing=*]
Statistics [NW/ W]	[Valid=2851 /-] [Invalid=0 /-]

Value	Label	Cases	Percentage
0	Not applicable	167	5.9%
1	Yes, we are in the same class	1759	61.7%
2	No, he/she is in another sampling class	80	2.8%
3	No, he/she is in other class but not sampling class	819	28.7%
9	Missing	26	0.9%

Warning: these figures indicate the number of cases found in the data file. They cannot be interpreted as summary statistics of the population of interest.

as242d03: 42. Thinking about your best friends, please write down the basic information of the top 5 closest friends according to the degree of your friendship.4th close:If you are not in the same class, how do you contact each other?

Information	[Type= discrete] [Format=numeric] [Range= 0-9] [Missing=*]
Statistics [NW/ W]	[Valid=2851 /-] [Invalid=0 /-]

Value	Label	Cases	Percentage
0	Not applicable	1942	68.1%
1	Phone	313	11.0%
2	Email	11	0.4%
3	Meet	216	7.6%

as242d03: 42. Thinking about your best friends, please write down the basic information of the top 5 closest friends according to the degree of your friendship.4th close:If you are not in the same class, how do you contact each other?

Value	Label	Cases	Percentage
4	Letters	97	3.4%
5	Others	177	6.2%
8	This respondent did not answer this question, because he/sh	23	0.8%
9	Missing	72	2.5%

Warning: these figures indicate the number of cases found in the data file. They cannot be interpreted as summary statistics of the population of interest.

as242d04: 42. Thinking about your best friends, please write down the basic information of the top 5 closest friends according to the degree of your friendship.4th close:Does he/she have better grades than you do?

Information	[Type= discrete] [Format=numeric] [Range= 0-9] [Missing=*]
Statistics [NW/ W]	[Valid=2851 /-] [Invalid=0 /-]

Value	Label	Cases	Percentage
0	Not applicable	167	5.9%
1	Yes	1060	37.2%
2	No	786	27.6%
3	Almost the same	667	23.4%
4	can't be compared	81	2.8%
9	Missing	90	3.2%

Warning: these figures indicate the number of cases found in the data file. They cannot be interpreted as summary statistics of the population of interest.

as242d05: 42. Thinking about your best friends, please write down the basic information of the top 5 closest friends according to the degree of your friendship.4th close:How did you first meet each other?

Information	[Type= discrete] [Format=numeric] [Range= 0-9] [Missing=*]
Statistics [NW/ W]	[Valid=2851 /-] [Invalid=0 /-]

Value	Label	Cases	Percentage
0	Not applicable	167	5.9%
1	Relatives	38	1.3%
2	Neighbor	42	1.5%
3	Primary school classmates	501	17.6%
4	Middle school classmate	1722	60.4%
5	From activities outside school	101	3.5%
6	From activities inside school	57	2.0%
7	From cram school	120	4.2%
8	Others (Please explain in the table)	69	2.4%
9	Missing	34	1.2%

Warning: these figures indicate the number of cases found in the data file. They cannot be interpreted as summary statistics of the population of interest.

as242d06: 42. Thinking about your best friends, please write down the basic information of the top 5 closest friends according to the degree of your friendship.4th close:How is his/her family's economic condition?

Information	[Type= discrete] [Format=numeric] [Range= 0-9] [Missing=*]
Statistics [NW/ W]	[Valid=2851 /-] [Invalid=0 /-]

Value	Label	Cases	Percentage
0	Not applicable	168	5.9%
1	Rich	161	5.6%
2	Well-to-do	1418	49.7%
3	Common	1032	36.2%

as242d06: 42. Thinking about your best friends, please write down the basic information of the top 5 closest friends according to the degree of your friendship.4th close:How is his/her family's economic condition?

Value	Label	Cases	Percentage
4	Poor	29	1.0%
5	Very poor	2	0.1%
9	Missing	41	1.4%

Warning: these figures indicate the number of cases found in the data file. They cannot be interpreted as summary statistics of the population of interest.

as242e00: 42. Thinking about your best friends, please write down the basic information of the top 5 closest friends according to the degree of your friendship.5th close:Name

Information	[Type= discrete] [Format=character] [Missing=*]
Statistics [NW/ W]	[Valid=2851 /-] [Invalid=0 /-]

Value	Label	Cases	Percentage
00		244	8.6%
1a		30	1.1%
1b		26	0.9%
1c		25	0.9%
1d		21	0.7%
1e		27	0.9%
1f		28	1.0%
1g		23	0.8%
1h		24	0.8%
1i		17	0.6%
1j		36	1.3%
1k		26	0.9%
1l		28	1.0%
1m		22	0.8%
1n		22	0.8%
1o		24	0.8%
1p		19	0.7%
1q		32	1.1%
1r		31	1.1%
1s		25	0.9%
1t		15	0.5%
1u		18	0.6%
1v		26	0.9%
1w		21	0.7%
1x		23	0.8%
1y		16	0.6%
1z		29	1.0%
2a		32	1.1%
2b		23	0.8%
2c		38	1.3%
2d		20	0.7%
2e		25	0.9%
2f		26	0.9%
2g		25	0.9%
2h		18	0.6%

as242e00: 42. Thinking about your best friends, please write down the basic information of the top 5 closest friends according to the degree of your friendship.5th close:Name

Value	Label	Cases	Percentage
2i		20	0.7%
2j		24	0.8%
2k		19	0.7%
2l		29	1.0%
2m		15	0.5%
2n		25	0.9%
2o		22	0.8%
2p		22	0.8%
2q		30	1.1%
2r		25	0.9%
2s		18	0.6%
2t		18	0.6%
2u		23	0.8%
2v		17	0.6%
2w		16	0.6%
2x		22	0.8%
2y		22	0.8%
2z		30	1.1%
3a		18	0.6%
3b		15	0.5%
3c		14	0.5%
3d		26	0.9%
3e		17	0.6%
3f		22	0.8%
3g		22	0.8%
3h		13	0.5%
3i		30	1.1%
3j		21	0.7%
3k		29	1.0%
3l		8	0.3%
3m		17	0.6%
3n		16	0.6%
3o		12	0.4%
3p		15	0.5%
3q		17	0.6%
3r		16	0.6%
3s		18	0.6%
3t		11	0.4%
3u		13	0.5%
3v		19	0.7%
3w		16	0.6%
3x		11	0.4%
3y		17	0.6%
3z		6	0.2%

as242e00: 42. Thinking about your best friends, please write down the basic information of the top 5 closest friends according to the degree of your friendship.5th close:Name

Value	Label	Cases	Percentage
4a		10	0.4%
4b		7	0.2%
4c		4	0.1%
4f		1	0.0%
4g		2	0.1%
4j		1	0.0%
4l		1	0.0%
4m		1	0.0%
4n		2	0.1%
4o		2	0.1%
4p		1	0.0%
4r		1	0.0%
4s		1	0.0%
4v		1	0.0%
99		48	1.7%
aa		4	0.1%
ab		4	0.1%
ac		10	0.4%
ad		10	0.4%
ae		9	0.3%
af		11	0.4%
ag		4	0.1%
ah		7	0.2%
ai		12	0.4%
aj		11	0.4%
ak		7	0.2%
al		4	0.1%
am		10	0.4%
an		4	0.1%
ao		12	0.4%
ap		12	0.4%
aq		10	0.4%
ar		9	0.3%
as		13	0.5%
at		8	0.3%
au		5	0.2%
av		10	0.4%
aw		7	0.2%
ax		5	0.2%
ay		8	0.3%
az		14	0.5%
ba		8	0.3%
bb		6	0.2%
bc		6	0.2%

as242e00: 42. Thinking about your best friends, please write down the basic information of the top 5 closest friends according to the degree of your friendship.5th close:Name

Value	Label	Cases	Percentage
bd		6	0.2%
be		10	0.4%
bf		6	0.2%
bg		9	0.3%
bh		13	0.5%
bi		8	0.3%
bj		10	0.4%
bk		11	0.4%
bl		6	0.2%
bm		8	0.3%
bn		4	0.1%
bo		10	0.4%
bp		3	0.1%
bq		7	0.2%
br		11	0.4%
bs		6	0.2%
bt		5	0.2%
bu		7	0.2%
bv		13	0.5%
bw		12	0.4%
bx		5	0.2%
by		6	0.2%
bz		4	0.1%
ca		6	0.2%
cb		10	0.4%
cc		4	0.1%
cd		8	0.3%
ce		8	0.3%
cf		6	0.2%
cg		10	0.4%
ch		4	0.1%
ci		7	0.2%
cj		11	0.4%
ck		12	0.4%
cl		6	0.2%
cm		6	0.2%
cn		8	0.3%
co		6	0.2%
cp		3	0.1%
cq		5	0.2%
cr		12	0.4%
cs		6	0.2%
ct		9	0.3%
cu		6	0.2%

as242e00: 42. Thinking about your best friends, please write down the basic information of the top 5 closest friends according to the degree of your friendship.5th close:Name

Value	Label	Cases	Percentage
cv		10	0.4%
cw		7	0.2%
cx		7	0.2%
cy		10	0.4%
cz		6	0.2%
da		5	0.2%
db		1	0.0%
dc		4	0.1%
dd		10	0.4%
de		6	0.2%
df		6	0.2%
dg		7	0.2%
dh		8	0.3%
di		4	0.1%
dj		5	0.2%
dk		4	0.1%
dl		8	0.3%
dm		4	0.1%
dn		5	0.2%
do		4	0.1%
dp		7	0.2%
dq		4	0.1%
dr		6	0.2%
ds		4	0.1%
dt		4	0.1%
du		7	0.2%
dv		4	0.1%
dw		6	0.2%
dx		1	0.0%
dy		4	0.1%
dz		4	0.1%
ea		3	0.1%
eb		3	0.1%
ec		1	0.0%
ed		3	0.1%
ee		5	0.2%
ef		2	0.1%
eg		2	0.1%
eh		2	0.1%
ei		4	0.1%
ej		3	0.1%
ek		3	0.1%
el		1	0.0%
em		3	0.1%





as242e00: 42. Thinking about your best friends, please write down the basic information of the top 5 closest friends according to the degree of your friendship.5th close:Name

Value	Label	Cases	Percentage
en		2	0.1%
eo		1	0.0%
ep		3	0.1%
eq		1	0.0%
er		4	0.1%
es		1	0.0%
et		4	0.1%
eu		2	0.1%
ev		3	0.1%
ew		3	0.1%
ex		1	0.0%
ey		2	0.1%
ez		1	0.0%
fa		3	0.1%
fb		1	0.0%
fc		3	0.1%
fe		1	0.0%
ff		1	0.0%
fh		2	0.1%
fi		1	0.0%
fk		1	0.0%
fl		2	0.1%
fm		1	0.0%
fp		2	0.1%
fr		1	0.0%
fs		1	0.0%
ft		1	0.0%
fu		1	0.0%
fx		2	0.1%
fz		1	0.0%
gc		1	0.0%
ge		1	0.0%
gh		1	0.0%
gk		1	0.0%
gq		2	0.1%
gt		2	0.1%
gx		1	0.0%
hb		1	0.0%
hd		1	0.0%
hh		1	0.0%
hl		1	0.0%
zx		1	0.0%

Warning: these figures indicate the number of cases found in the data file. They cannot be interpreted as summary statistics of the population of interest.

as242e01: 42. Thinking about your best friends, please write down the basic information of the top 5 closest friends according to the degree of your friendship.5th close:Gender






Information	[Type= discrete] [Format=numeric] [Range= 0-9] [Missing=*]
Statistics [NW/ W]	[Valid=2851 /-] [Invalid=0 /-]

Value	Label	Cases	Percentage
0	Not applicable	242	 8.5%
1	Male	1322	 46.4%
2	Female	1257	 44.1%
9	Missing	30	 1.1%

Warning: these figures indicate the number of cases found in the data file. They cannot be interpreted as summary statistics of the population of interest.

as242e02: 42. Thinking about your best friends, please write down the basic information of the top 5 closest friends according to the degree of your friendship.5th close:Whether you are in the same class.(If yes, jump to the 4th question)









Information	[Type= discrete] [Format=numeric] [Range= 0-9] [Missing=*]
Statistics [NW/ W]	[Valid=2851 /-] [Invalid=0 /-]

Value	Label	Cases	Percentage
0	Not applicable	242	 8.5%
1	Yes, we are in the same class	1651	 57.9%
2	No, he/she is in another sampling class	85	 3.0%
3	No, he/she is in other class but not sampling class	843	 29.6%
9	Missing	30	 1.1%

Warning: these figures indicate the number of cases found in the data file. They cannot be interpreted as summary statistics of the population of interest.

as242e03: 42. Thinking about your best friends, please write down the basic information of the top 5 closest friends according to the degree of your friendship.5th close:If you are not in the same class, how do you contact each other?





Information	[Type= discrete] [Format=numeric] [Range= 0-9] [Missing=*]
Statistics [NW/ W]	[Valid=2851 /-] [Invalid=0 /-]

Value	Label	Cases	Percentage
0	Not applicable	1920	 67.3%
1	Phone	295	 10.3%
2	Email	15	 0.5%
3	Meet	225	 7.9%
4	Letters	96	 3.4%
5	Others	188	 6.6%
8	This respondent did not answer this question, because he/sh	30	 1.1%
9	Missing	82	 2.9%

Warning: these figures indicate the number of cases found in the data file. They cannot be interpreted as summary statistics of the population of interest.

as242e04: 42. Thinking about your best friends, please write down the basic information of the top 5 closest friends according to the degree of your friendship.5th close:Does he/she have better grades than you do?

Information	[Type= discrete] [Format=numeric] [Range= 0-9] [Missing=*]
Statistics [NW/ W]	[Valid=2851 /-] [Invalid=0 /-]

Value	Label	Cases	Percentage
0	Not applicable	242	 8.5%
1	Yes	1004	 35.2%
2	No	777	 27.3%
3	Almost the same	611	 21.4%

as242e04: 42. Thinking about your best friends, please write down the basic information of the top 5 closest friends according to the degree of your friendship.5th close:Does he/she have better grades than you do?

Value	Label	Cases	Percentage
4	can't be compared	113	4.0%
9	Missing	104	3.6%

Warning: these figures indicate the number of cases found in the data file. They cannot be interpreted as summary statistics of the population of interest.

as242e05: 42. Thinking about your best friends, please write down the basic information of the top 5 closest friends according to the degree of your friendship.5th close:How did you first meet each other?

Information	[Type= discrete] [Format=numeric] [Range= 0-9] [Missing=*]
Statistics [NW/ W]	[Valid=2851 /-] [Invalid=0 /-]

Value	Label	Cases	Percentage
0	Not applicable	242	8.5%
1	Relatives	36	1.3%
2	Neighbor	44	1.5%
3	Primary school classmates	491	17.2%
4	Middle school classmate	1628	57.1%
5	From activities outside school	107	3.8%
6	From activities inside school	62	2.2%
7	From cram school	118	4.1%
8	Others (Please explain in the table)	81	2.8%
9	Missing	42	1.5%

Warning: these figures indicate the number of cases found in the data file. They cannot be interpreted as summary statistics of the population of interest.

as242e06: 42. Thinking about your best friends, please write down the basic information of the top 5 closest friends according to the degree of your friendship.5th close:How is his/her family's economic condition?

Information	[Type= discrete] [Format=numeric] [Range= 0-9] [Missing=*]
Statistics [NW/ W]	[Valid=2851 /-] [Invalid=0 /-]

Value	Label	Cases	Percentage
0	Not applicable	243	8.5%
1	Rich	171	6.0%
2	Well-to-do	1337	46.9%
3	Common	1013	35.5%
4	Poor	34	1.2%
5	Very poor	7	0.2%
9	Missing	46	1.6%

Warning: these figures indicate the number of cases found in the data file. They cannot be interpreted as summary statistics of the population of interest.

as243a01: 43a. How much important do your closest friends think of the following matters? (1)Receiving college education

Information	[Type= discrete] [Format=numeric] [Range= 0-9] [Missing=*]
Statistics [NW/ W]	[Valid=2851 /-] [Invalid=0 /-]

Value	Label	Cases	Percentage
0	Not applicable	3	0.1%
1	Extremely important	309	10.8%
2	Very important	753	26.4%
3	A little important	858	30.1%
4	Not very important	549	19.3%







as243a01: 43a. How much important do your closest friends think of the following matters? (1)Receiving college education

Value	Label	Cases	Percentage
5	Not important	222	 7.8%
6	No idea	157	 5.5%
9	Missing	0	

Warning: these figures indicate the number of cases found in the data file. They cannot be interpreted as summary statistics of the population of interest.

as243a02: 43a. How much important do your closest friends think of the following matters? (2)Earning a lot of money







Information	[Type= discrete] [Format=numeric] [Range= 0-9] [Missing=*]
Statistics [NW/ W]	[Valid=2851 /-] [Invalid=0 /-]

Value	Label	Cases	Percentage
0	Not applicable	3	0.1%
1	Extremely important	343	 12.0%
2	Very important	682	 23.9%
3	A little important	803	 28.2%
4	Not very important	599	 21.0%
5	Not important	284	 10.0%
6	No idea	137	 4.8%
9	Missing	0	

Warning: these figures indicate the number of cases found in the data file. They cannot be interpreted as summary statistics of the population of interest.

as243a03: 43a. How much important do your closest friends think of the following matters? (3)Putting effort in studies and get good grades





Information	[Type= discrete] [Format=numeric] [Range= 0-9] [Missing=*]
Statistics [NW/ W]	[Valid=2851 /-] [Invalid=0 /-]

Value	Label	Cases	Percentage
0	Not applicable	3	0.1%
1	Extremely important	473	 16.6%
2	Very important	916	 32.1%
3	A little important	871	 30.6%
4	Not very important	356	 12.5%
5	Not important	141	 4.9%
6	No idea	90	 3.2%
9	Missing	1	0.0%

Warning: these figures indicate the number of cases found in the data file. They cannot be interpreted as summary statistics of the population of interest.

as243a04: 43a. How much important do your closest friends think of the following matters? (4)Working hard to be outstanding

Information	[Type= discrete] [Format=numeric] [Range= 0-9] [Missing=*]
Statistics [NW/ W]	[Valid=2851 /-] [Invalid=0 /-]

Value	Label	Cases	Percentage
0	Not applicable	3	0.1%
1	Extremely important	637	 22.3%
2	Very important	1096	 38.4%
3	A little important	743	 26.1%
4	Not very important	202	 7.1%







as243a04: 43a. How much important do your closest friends think of the following matters? (4)Working hard to be outstanding

Value	Label	Cases	Percentage
5	Not important	64	 2.2%
6	No idea	106	 3.7%
9	Missing	0	

Warning: these figures indicate the number of cases found in the data file. They cannot be interpreted as summary statistics of the population of interest.

as243b01: 43b. Do you think the following statement important or not? (1) Receiving college education







Information	[Type= discrete] [Format=numeric] [Range= 0-9] [Missing=*]
Statistics [NW/ W]	[Valid=2851 /-] [Invalid=0 /-]

Value	Label	Cases	Percentage
0	Not applicable	0	
1	Extremely important	645	 22.6%
2	Very important	833	 29.2%
3	A little important	750	 26.3%
4	Not very important	462	 16.2%
5	Not important	157	 5.5%
6	No idea	0	
9	Missing	4	 0.1%

Warning: these figures indicate the number of cases found in the data file. They cannot be interpreted as summary statistics of the population of interest.

as243b02: 43b. Do you think the following statement important or not? (2) Earning a lot of money






Information	[Type= discrete] [Format=numeric] [Range= 0-9] [Missing=*]
Statistics [NW/ W]	[Valid=2851 /-] [Invalid=0 /-]

Value	Label	Cases	Percentage
0	Not applicable	0	
1	Extremely important	585	 20.5%
2	Very important	730	 25.6%
3	A little important	822	 28.8%
4	Not very important	514	 18.0%
5	Not important	195	 6.8%
6	No idea	0	
9	Missing	5	 0.2%

Warning: these figures indicate the number of cases found in the data file. They cannot be interpreted as summary statistics of the population of interest.

as243b03: 43b. Do you think the following statement important or not? (3) Putting effort in studies and get good grades

Information	[Type= discrete] [Format=numeric] [Range= 0-9] [Missing=*]
Statistics [NW/ W]	[Valid=2851 /-] [Invalid=0 /-]

Value	Label	Cases	Percentage
0	Not applicable	0	
1	Extremely important	732	 25.7%
2	Very important	985	 34.5%
3	A little important	790	 27.7%
4	Not very important	259	 9.1%
5	Not important	82	 2.9%
6	No idea	0	

# as243b03: 43b. Do you think the following statement important or not? (3) Putting effort in studies and get good grades			
Value	Label	Cases	Percentage
9	Missing	3	0.1%
Warning: these figures indicate the number of cases found in the data file. They cannot be interpreted as summary statistics of the population of interest.			
# as243b04: 43b. Do you think the following statement important or not? (4) Working hard and be successful			
Information	[Type= discrete] [Format=numeric] [Range= 0-9] [Missing=*]		
Statistics [NW/ W]	[Valid=2851 /-] [Invalid=0 /-]		
Value	Label	Cases	Percentage
0	Not applicable	0	
1	Extremely important	1075	37.7%
2	Very important	1035	36.3%
3	A little important	557	19.5%
4	Not very important	130	4.6%
5	Not important	51	1.8%
6	No idea	0	
9	Missing	3	0.1%
Warning: these figures indicate the number of cases found in the data file. They cannot be interpreted as summary statistics of the population of interest.			
# as244a01: 44a. How many of your friends have done the following in the past year? (1) Running away from home			
Information	[Type= discrete] [Format=numeric] [Range= 0-9] [Missing=*]		
Statistics [NW/ W]	[Valid=2851 /-] [Invalid=0 /-]		
Value	Label	Cases	Percentage
0	Not applicable	2	0.1%
1	Nobody	1955	68.6%
2	Some	605	21.2%
3	Half	21	0.7%
4	Most	18	0.6%
5	All	3	0.1%
8	No idea	243	8.5%
9	Missing	4	0.1%
Warning: these figures indicate the number of cases found in the data file. They cannot be interpreted as summary statistics of the population of interest.			
# as244a02: 44a. How many of your friends have done the following in the past year? (2) Skipping class or school			
Information	[Type= discrete] [Format=numeric] [Range= 0-9] [Missing=*]		
Statistics [NW/ W]	[Valid=2851 /-] [Invalid=0 /-]		
Value	Label	Cases	Percentage
0	Not applicable	2	0.1%
1	Nobody	1284	45.0%
2	Some	1181	41.4%
3	Half	142	5.0%
4	Most	106	3.7%
5	All	12	0.4%
8	No idea	120	4.2%
9	Missing	4	0.1%
Warning: these figures indicate the number of cases found in the data file. They cannot be interpreted as summary statistics of the population of interest.			

# as244a03: 44a. How many of your friends have done the following in the past year? (3) Vandalizing			
Information	[Type= discrete] [Format=numeric] [Range= 0-9] [Missing=*]		
Statistics [NW/ W]	[Valid=2851 /-] [Invalid=0 /-]		
Value	Label	Cases	Percentage
0	Not applicable	2	0.1%
1	Nobody	1489	52.2%
2	Some	971	34.1%
3	Half	137	4.8%
4	Most	81	2.8%
5	All	18	0.6%
8	No idea	150	5.3%
9	Missing	3	0.1%
Warning: these figures indicate the number of cases found in the data file. They cannot be interpreted as summary statistics of the population of interest.			
# as244a04: 44a. How many of your friends have done the following in the past year? (4) Stealing			
Information	[Type= discrete] [Format=numeric] [Range= 0-9] [Missing=*]		
Statistics [NW/ W]	[Valid=2851 /-] [Invalid=0 /-]		
Value	Label	Cases	Percentage
0	Not applicable	2	0.1%
1	Nobody	1959	68.7%
2	Some	613	21.5%
3	Half	61	2.1%
4	Most	26	0.9%
5	All	2	0.1%
8	No idea	187	6.6%
9	Missing	1	0.0%
Warning: these figures indicate the number of cases found in the data file. They cannot be interpreted as summary statistics of the population of interest.			
# as244a05: 44a. How many of your friends have done the following in the past year? (5) Engaging in sexual behaviors			
Information	[Type= discrete] [Format=numeric] [Range= 0-9] [Missing=*]		
Statistics [NW/ W]	[Valid=2851 /-] [Invalid=0 /-]		
Value	Label	Cases	Percentage
0	Not applicable	2	0.1%
1	Nobody	2310	81.0%
2	Some	258	9.0%
3	Half	19	0.7%
4	Most	12	0.4%
5	All	4	0.1%
8	No idea	245	8.6%
9	Missing	1	0.0%
Warning: these figures indicate the number of cases found in the data file. They cannot be interpreted as summary statistics of the population of interest.			
# as244a06: 44a. How many of your friends have done the following in the past year? (6) Hitting and injuring someone			
Information	[Type= discrete] [Format=numeric] [Range= 0-9] [Missing=*]		
Statistics [NW/ W]	[Valid=2851 /-] [Invalid=0 /-]		
Value	Label	Cases	Percentage
0	Not applicable	2	0.1%

# as244a06: 44a. How many of your friends have done the following in the past year? (6) Hitting and injuring someone			
Value	Label	Cases	Percentage
1	Nobody	1635	<div><div></div></div> 57.3%
2	Some	926	<div><div></div></div> 32.5%
3	Half	97	<div><div></div></div> 3.4%
4	Most	52	<div><div></div></div> 1.8%
5	All	6	<div><div></div></div> 0.2%
8	No idea	131	<div><div></div></div> 4.6%
9	Missing	2	<div><div></div></div> 0.1%
Warning: these figures indicate the number of cases found in the data file. They cannot be interpreted as summary statistics of the population of interest.			
# as244a07: 44a. How many of your friends have done the following in the past year? (7) Robbing somebody			
Information	[Type= discrete] [Format=numeric] [Range= 0-9] [Missing=*]		
Statistics [NW/ W]	[Valid=2851 /-] [Invalid=0 /-]		
Value	Label	Cases	Percentage
0	Not applicable	2	<div><div></div></div> 0.1%
1	Nobody	2221	<div><div></div></div> 77.9%
2	Some	398	<div><div></div></div> 14.0%
3	Half	48	<div><div></div></div> 1.7%
4	Most	16	<div><div></div></div> 0.6%
5	All	5	<div><div></div></div> 0.2%
8	No idea	158	<div><div></div></div> 5.5%
9	Missing	3	<div><div></div></div> 0.1%
Warning: these figures indicate the number of cases found in the data file. They cannot be interpreted as summary statistics of the population of interest.			
# as244a08: 44a. How many of your friends have done the following in the past year? (8) Smoking or drinking alcohol			
Information	[Type= discrete] [Format=numeric] [Range= 0-9] [Missing=*]		
Statistics [NW/ W]	[Valid=2851 /-] [Invalid=0 /-]		
Value	Label	Cases	Percentage
0	Not applicable	2	<div><div></div></div> 0.1%
1	Nobody	1507	<div><div></div></div> 52.9%
2	Some	943	<div><div></div></div> 33.1%
3	Half	158	<div><div></div></div> 5.5%
4	Most	104	<div><div></div></div> 3.6%
5	All	25	<div><div></div></div> 0.9%
8	No idea	109	<div><div></div></div> 3.8%
9	Missing	3	<div><div></div></div> 0.1%
Warning: these figures indicate the number of cases found in the data file. They cannot be interpreted as summary statistics of the population of interest.			
# as244a09: 44a. How many of your friends have done the following in the past year? (9) Chewing betel nut			
Information	[Type= discrete] [Format=numeric] [Range= 0-9] [Missing=*]		
Statistics [NW/ W]	[Valid=2851 /-] [Invalid=0 /-]		
Value	Label	Cases	Percentage
0	Not applicable	2	<div><div></div></div> 0.1%
1	Nobody	2194	<div><div></div></div> 77.0%
2	Some	417	<div><div></div></div> 14.6%
3	Half	48	<div><div></div></div> 1.7%
4	Most	29	<div><div></div></div> 1.0%

as244a09: 44a. How many of your friends have done the following in the past year? (9) Chewing betel nut

Value	Label	Cases	Percentage
5	All	5	0.2%
8	No idea	148	5.2%
9	Missing	8	0.3%

Warning: these figures indicate the number of cases found in the data file. They cannot be interpreted as summary statistics of the population of interest.

as244a10: 44a. How many of your friends have done the following in the past year? (10) Taking drugs (e.g., superglue, amphetamine, pentazocine)

Information	[Type= discrete] [Format=numeric] [Range= 0-9] [Missing=*]
Statistics [NW/ W]	[Valid=2851 /-] [Invalid=0 /-]

Value	Label	Cases	Percentage
0	Not applicable	2	0.1%
1	Nobody	2588	90.8%
2	Some	48	1.7%
3	Half	5	0.2%
4	Most	3	0.1%
5	All	0	
8	No idea	202	7.1%
9	Missing	3	0.1%

Warning: these figures indicate the number of cases found in the data file. They cannot be interpreted as summary statistics of the population of interest.

as244b01: 44b. How about yourself? (1) Running away from home

Information	[Type= discrete] [Format=numeric] [Range= 1-9] [Missing=*]
Statistics [NW/ W]	[Valid=2851 /-] [Invalid=0 /-]

Value	Label	Cases	Percentage
1	Never	2677	93.9%
2	sometimes	107	3.8%
3	Half of the time	30	1.1%
4	Mostly	7	0.2%
5	Always	1	0.0%
8	No idea	0	
9	Missing	29	1.0%

Warning: these figures indicate the number of cases found in the data file. They cannot be interpreted as summary statistics of the population of interest.

as244b02: 44b. How about yourself? (2) Skipping class or school

Information	[Type= discrete] [Format=numeric] [Range= 1-9] [Missing=*]
Statistics [NW/ W]	[Valid=2851 /-] [Invalid=0 /-]

Value	Label	Cases	Percentage
1	Never	2170	76.1%
2	sometimes	481	16.9%
3	Half of the time	112	3.9%
4	Mostly	54	1.9%
5	Always	8	0.3%
8	No idea	0	
9	Missing	26	0.9%

Warning: these figures indicate the number of cases found in the data file. They cannot be interpreted as summary statistics of the population of interest.

# as244b03: 44b. How about yourself? (3) Vandalizing			
Information	[Type= discrete] [Format=numeric] [Range= 1-9] [Missing=*]		
Statistics [NW/ W]	[Valid=2851 /-] [Invalid=0 /-]		
Value	Label	Cases	Percentage
1	Never	2233	<div><div></div></div> 78.3%
2	sometimes	470	<div><div></div></div> 16.5%
3	Half of the time	92	<div><div></div></div> 3.2%
4	Mostly	18	<div><div></div></div> 0.6%
5	Always	11	<div><div></div></div> 0.4%
8	No idea	0	
9	Missing	27	<div><div></div></div> 0.9%
Warning: these figures indicate the number of cases found in the data file. They cannot be interpreted as summary statistics of the population of interest.			
# as244b04: 44b. How about yourself? (4) Stealing			
Information	[Type= discrete] [Format=numeric] [Range= 1-9] [Missing=*]		
Statistics [NW/ W]	[Valid=2851 /-] [Invalid=0 /-]		
Value	Label	Cases	Percentage
1	Never	2568	<div><div></div></div> 90.1%
2	sometimes	213	<div><div></div></div> 7.5%
3	Half of the time	34	<div><div></div></div> 1.2%
4	Mostly	3	<div><div></div></div> 0.1%
5	Always	6	<div><div></div></div> 0.2%
8	No idea	0	
9	Missing	27	<div><div></div></div> 0.9%
Warning: these figures indicate the number of cases found in the data file. They cannot be interpreted as summary statistics of the population of interest.			
# as244b05: 44b. How about yourself? (5) Engaging in sexual behaviors			
Information	[Type= discrete] [Format=numeric] [Range= 1-9] [Missing=*]		
Statistics [NW/ W]	[Valid=2851 /-] [Invalid=0 /-]		
Value	Label	Cases	Percentage
1	Never	2769	<div><div></div></div> 97.1%
2	sometimes	33	<div><div></div></div> 1.2%
3	Half of the time	15	<div><div></div></div> 0.5%
4	Mostly	0	
5	Always	4	<div><div></div></div> 0.1%
8	No idea	0	
9	Missing	30	<div><div></div></div> 1.1%
Warning: these figures indicate the number of cases found in the data file. They cannot be interpreted as summary statistics of the population of interest.			
# as244b06: 44b. How about yourself? (6) Hitting and injuring someone			
Information	[Type= discrete] [Format=numeric] [Range= 1-9] [Missing=*]		
Statistics [NW/ W]	[Valid=2851 /-] [Invalid=0 /-]		
Value	Label	Cases	Percentage
1	Never	2448	<div><div></div></div> 85.9%
2	sometimes	302	<div><div></div></div> 10.6%
3	Half of the time	56	<div><div></div></div> 2.0%
4	Mostly	10	<div><div></div></div> 0.4%

# as244b06: 44b. How about yourself? (6) Hitting and injuring someone			
Value	Label	Cases	Percentage
5	Always	7	0.2%
8	No idea	0	
9	Missing	28	1.0%
Warning: these figures indicate the number of cases found in the data file. They cannot be interpreted as summary statistics of the population of interest.			
# as244b07: 44b. How about yourself? (7) Robbing somebody			
Information	[Type= discrete] [Format=numeric] [Range= 1-9] [Missing=*]		
Statistics [NW/ W]	[Valid=2851 /-] [Invalid=0 /-]		
Value	Label	Cases	Percentage
1	Never	2740	96.1%
2	sometimes	54	1.9%
3	Half of the time	19	0.7%
4	Mostly	4	0.1%
5	Always	4	0.1%
8	No idea	0	
9	Missing	30	1.1%
Warning: these figures indicate the number of cases found in the data file. They cannot be interpreted as summary statistics of the population of interest.			
# as244b08: 44b. How about yourself? (8) Smoking or drinking alcohol			
Information	[Type= discrete] [Format=numeric] [Range= 1-9] [Missing=*]		
Statistics [NW/ W]	[Valid=2851 /-] [Invalid=0 /-]		
Value	Label	Cases	Percentage
1	Never	2365	83.0%
2	sometimes	275	9.6%
3	Half of the time	109	3.8%
4	Mostly	49	1.7%
5	Always	24	0.8%
8	No idea	0	
9	Missing	29	1.0%
Warning: these figures indicate the number of cases found in the data file. They cannot be interpreted as summary statistics of the population of interest.			
# as244b09: 44b. How about yourself? (9) Chewing betel nut			
Information	[Type= discrete] [Format=numeric] [Range= 1-9] [Missing=*]		
Statistics [NW/ W]	[Valid=2851 /-] [Invalid=0 /-]		
Value	Label	Cases	Percentage
1	Never	2709	95.0%
2	sometimes	77	2.7%
3	Half of the time	20	0.7%
4	Mostly	8	0.3%
5	Always	6	0.2%
8	No idea	0	
9	Missing	31	1.1%
Warning: these figures indicate the number of cases found in the data file. They cannot be interpreted as summary statistics of the population of interest.			
# as244b10: 44b. How about yourself? (10) Taking drugs (e.g., superglue, amphetamine, pentazocine)			
Information	[Type= discrete] [Format=numeric] [Range= 1-9] [Missing=*]		
Statistics [NW/ W]	[Valid=2851 /-] [Invalid=0 /-]		

as244b10: 44b. How about yourself? (10) Taking drugs (e.g., superglue, amphetamine, pentazocine)

Value	Label	Cases	Percentage
1	Never	2793	<div></div> 98.0%
2	sometimes	15	<div></div> 0.5%
3	Half of the time	9	<div></div> 0.3%
4	Mostly	1	<div></div> 0.0%
5	Always	2	<div></div> 0.1%
8	No idea	0	
9	Missing	31	<div></div> 1.1%

Warning: these figures indicate the number of cases found in the data file. They cannot be interpreted as summary statistics of the population of interest.


as245001: 45. What kind of activities do you and your closest friends usually do? (Multiple selections possible) (1)
Shopping, movies or concerts

Information	[Type= discrete] [Format=numeric] [Range= 0-9] [Missing=*]		
Statistics [NW/ W]	[Valid=2851 /-] [Invalid=0 /-]		
Value	Label	Cases	Percentage
0	Not applicable	1	<div></div> 0.0%
1	Yes	2220	<div></div> 77.9%
2	No	620	<div></div> 21.7%
9	Missing	10	<div></div> 0.4%

Warning: these figures indicate the number of cases found in the data file. They cannot be interpreted as summary statistics of the population of interest.



# as245002: 45. What kind of activities do you and your closest friends usually do? (Multiple selections possible) (2) Outdoor sports (e.g. playing ball, swimming, or mountain climbing)			
Information	[Type= discrete] [Format=numeric] [Range= 0-9] [Missing=*]		
Statistics [NW/ W]	[Valid=2851 /-] [Invalid=0 /-]		
Value	Label	Cases	Percentage
0	Not applicable	1	0.0%
1	Yes	1533	<div><div></div></div> 53.8%
2	No	1307	<div><div></div></div> 45.8%
9	Missing	10	0.4%
Warning: these figures indicate the number of cases found in the data file. They cannot be interpreted as summary statistics of the population of interest.			
# as245003: 45. What kind of activities do you and your closest friends usually do? (Multiple selections possible) (3) Playing video games			
Information	[Type= discrete] [Format=numeric] [Range= 0-9] [Missing=*]		
Statistics [NW/ W]	[Valid=2851 /-] [Invalid=0 /-]		
Value	Label	Cases	Percentage
0	Not applicable	1	0.0%
1	Yes	1020	<div><div></div></div> 35.8%
2	No	1820	<div><div></div></div> 63.8%
9	Missing	10	0.4%
Warning: these figures indicate the number of cases found in the data file. They cannot be interpreted as summary statistics of the population of interest.			
# as245004: 45. What kind of activities do you and your closest friends usually do? (Multiple selections possible) (4) Playing card games			
Information	[Type= discrete] [Format=numeric] [Range= 0-9] [Missing=*]		
Statistics [NW/ W]	[Valid=2851 /-] [Invalid=0 /-]		
Value	Label	Cases	Percentage
0	Not applicable	1	0.0%
1	Yes	795	<div><div></div></div> 27.9%
2	No	2045	<div><div></div></div> 71.7%
9	Missing	10	0.4%
Warning: these figures indicate the number of cases found in the data file. They cannot be interpreted as summary statistics of the population of interest.			
# as245005: 45. What kind of activities do you and your closest friends usually do? (Multiple selections possible) (5) Chatting			
Information	[Type= discrete] [Format=numeric] [Range= 0-9] [Missing=*]		
Statistics [NW/ W]	[Valid=2851 /-] [Invalid=0 /-]		
Value	Label	Cases	Percentage
0	Not applicable	1	0.0%
1	Yes	2255	<div><div></div></div> 79.1%
2	No	585	<div><div></div></div> 20.5%
9	Missing	10	0.4%
Warning: these figures indicate the number of cases found in the data file. They cannot be interpreted as summary statistics of the population of interest.			
# as245006: 45. What kind of activities do you and your closest friends usually do? (Multiple selections possible) (6) Discussing school work			
Information	[Type= discrete] [Format=numeric] [Range= 0-9] [Missing=*]		
Statistics [NW/ W]	[Valid=2851 /-] [Invalid=0 /-]		

as245006: 45. What kind of activities do you and your closest friends usually do? (Multiple selections possible) (6)
Discussing school work

Value	Label	Cases	Percentage
0	Not applicable	1	0.0%
1	Yes	845	 29.6%
2	No	1995	 70.0%
9	Missing	10	0.4%



Warning: these figures indicate the number of cases found in the data file. They cannot be interpreted as summary statistics of the population of interest.

as245007: 45. What kind of activities do you and your closest friends usually do? (Multiple selections possible) (7)
Smoking, drinking alcohol, or taking drugs

Information	[Type= discrete] [Format=numeric] [Range= 0-9] [Missing=*]		
Statistics [NW/ W]	[Valid=2851 /-] [Invalid=0 /-]		
Value	Label	Cases	Percentage
0	Not applicable	1	0.0%
1	Yes	93	 3.3%
2	No	2747	 96.4%
9	Missing	10	0.4%



Warning: these figures indicate the number of cases found in the data file. They cannot be interpreted as summary statistics of the population of interest.

as245008: 45. What kind of activities do you and your closest friends usually do? (Multiple selections possible) (8)
Dancing

Information	[Type= discrete] [Format=numeric] [Range= 0-9] [Missing=*]		
Statistics [NW/ W]	[Valid=2851 /-] [Invalid=0 /-]		
Value	Label	Cases	Percentage
0	Not applicable	1	0.0%
1	Yes	184	 6.5%
2	No	2656	 93.2%
9	Missing	10	0.4%




Warning: these figures indicate the number of cases found in the data file. They cannot be interpreted as summary statistics of the population of interest.

as245009: 45. What kind of activities do you and your closest friends usually do? (Multiple selections possible) (9)
Others, please explain:

Information	[Type= discrete] [Format=numeric] [Range= 0-9] [Missing=*]		
Statistics [NW/ W]	[Valid=2851 /-] [Invalid=0 /-]		
Value	Label	Cases	Percentage
0	Not applicable	1	0.0%
1	Yes	131	 4.6%
2	No	2709	 95.0%
9	Missing	10	0.4%

Warning: these figures indicate the number of cases found in the data file. They cannot be interpreted as summary statistics of the population of interest.

as246000: 46. How many classmates live around your house?

Information	[Type= discrete] [Format=numeric] [Range= 1-9] [Missing=*]		
Statistics [NW/ W]	[Valid=2851 /-] [Invalid=0 /-]		
Value	Label	Cases	Percentage
1	0 person	564	 19.8%
2	1-4 people	1620	 56.8%
3	5-9 people	448	 15.7%

# as246000: 46. How many classmates live around your house?			
Value	Label	Cases	Percentage
4	10-19 people	147	<div><div></div></div> 5.2%
5	More than 20 people	66	<div><div></div></div> 2.3%
9	Missing	6	0.2%
Warning: these figures indicate the number of cases found in the data file. They cannot be interpreted as summary statistics of the population of interest.			
# as247000: 47. How many classmates have ever been to your home?			
Information	[Type= discrete] [Format=numeric] [Range= 1-9] [Missing=*]		
Statistics [NW/ W]	[Valid=2851 /-] [Invalid=0 /-]		
Value	Label	Cases	Percentage
1	0 person	314	<div><div></div></div> 11.0%
2	1-4 people	1179	<div><div></div></div> 41.4%
3	5-9 people	871	<div><div></div></div> 30.6%
4	10-19 people	366	<div><div></div></div> 12.8%
5	More than 20 people	118	<div><div></div></div> 4.1%
9	Missing	3	0.1%
Warning: these figures indicate the number of cases found in the data file. They cannot be interpreted as summary statistics of the population of interest.			
# as248000: 48. Have you ever spend time to know what happened around your home?			
Information	[Type= discrete] [Format=numeric] [Range= 1-9] [Missing=*]		
Statistics [NW/ W]	[Valid=2851 /-] [Invalid=0 /-]		
Value	Label	Cases	Percentage
1	Often	273	<div><div></div></div> 9.6%
2	Sometimes	1435	<div><div></div></div> 50.3%
3	Seldom	932	<div><div></div></div> 32.7%
4	Never	205	<div><div></div></div> 7.2%
9	Missing	6	0.2%
Warning: these figures indicate the number of cases found in the data file. They cannot be interpreted as summary statistics of the population of interest.			
# as249000: 49. Do you think people in your neighborhood are willing to help others or care only about themselves?			
Information	[Type= discrete] [Format=numeric] [Range= 1-9] [Missing=*]		
Statistics [NW/ W]	[Valid=2851 /-] [Invalid=0 /-]		
Value	Label	Cases	Percentage
1	They help each other	1067	<div><div></div></div> 37.4%
2	They only do their own things	540	<div><div></div></div> 18.9%
3	Sometimes they help each other, sometimes they do their own	1239	<div><div></div></div> 43.5%
9	Missing	5	0.2%
Warning: these figures indicate the number of cases found in the data file. They cannot be interpreted as summary statistics of the population of interest.			
# as250000: 50. How many people in your neighborhood do you think know each other?			
Information	[Type= discrete] [Format=numeric] [Range= 1-9] [Missing=*]		
Statistics [NW/ W]	[Valid=2851 /-] [Invalid=0 /-]		
Value	Label	Cases	Percentage
1	They all know each other	741	<div><div></div></div> 26.0%
2	Most of them know each other	1248	<div><div></div></div> 43.8%
3	Only a few of them know each other	556	<div><div></div></div> 19.5%
4	They do not know each other	126	<div><div></div></div> 4.4%

# as250000: 50. How many people in your neighborhood do you think know each other?			
Value	Label	Cases	Percentage
5	I have no idea	178	6.2%
9	Missing	2	0.1%
<i>Warning: these figures indicate the number of cases found in the data file. They cannot be interpreted as summary statistics of the population of interest.</i>			
# as251000: 51. How many neighbors do you usually interact with on a typical Sunday?(including saying hello, chatting, calling)			
Information	[Type= discrete] [Format=numeric] [Range= 1-9] [Missing=*]		
Statistics [NW/ W]	[Valid=2851 /-] [Invalid=0 /-]		
Value	Label	Cases	Percentage
1	0 person	649	22.8%
2	1-4 people	1541	54.1%
3	5-9 people	476	16.7%
4	10-19 people	108	3.8%
5	More than 20 people	74	2.6%
9	Missing	3	0.1%
<i>Warning: these figures indicate the number of cases found in the data file. They cannot be interpreted as summary statistics of the population of interest.</i>			
# as252001: 52. Have you participated in the following activities around your residence? (Multiple selections possible)			
(1) Community sponsored activities			
Information	[Type= discrete] [Format=numeric] [Range= 1-9] [Missing=*]		
Statistics [NW/ W]	[Valid=2851 /-] [Invalid=0 /-]		
Value	Label	Cases	Percentage
1	Yes	731	25.6%
2	No	2118	74.3%
9	Missing	2	0.1%
<i>Warning: these figures indicate the number of cases found in the data file. They cannot be interpreted as summary statistics of the population of interest.</i>			
# as252002: 52. Have you participated in the following activities around your residence? (Multiple selections possible)			
(2) Religious activities (sponsored by community church or temple)			
Information	[Type= discrete] [Format=numeric] [Range= 1-9] [Missing=*]		
Statistics [NW/ W]	[Valid=2851 /-] [Invalid=0 /-]		
Value	Label	Cases	Percentage
1	Yes	324	11.4%
2	No	2525	88.6%
9	Missing	2	0.1%
<i>Warning: these figures indicate the number of cases found in the data file. They cannot be interpreted as summary statistics of the population of interest.</i>			
# as252003: 52. Have you participated in the following activities around your residence? (Multiple selections possible)			
(3) Activities that make use of public facilities (e.g., read books in libraries, play basketball in the gym)			
Information	[Type= discrete] [Format=numeric] [Range= 1-9] [Missing=*]		
Statistics [NW/ W]	[Valid=2851 /-] [Invalid=0 /-]		
Value	Label	Cases	Percentage
1	Yes	1065	37.4%
2	No	1784	62.6%
9	Missing	2	0.1%
<i>Warning: these figures indicate the number of cases found in the data file. They cannot be interpreted as summary statistics of the population of interest.</i>			

as252004: 52. Have you participated in the following activities around your residence? (Multiple selections possible)
(4) Others, please explain

Information	[Type= discrete] [Format=numeric] [Range= 1-9] [Missing=*]
--------------------	--

Statistics [NW/ W]	[Valid=2851 /-] [Invalid=0 /-]
---------------------------	--------------------------------

Value	Label	Cases	Percentage
1	Yes	27	0.9%
2	No	2822	99.0%
9	Missing	2	0.1%

Warning: these figures indicate the number of cases found in the data file. They cannot be interpreted as summary statistics of the population of interest.

as252005: 52. Have you participated in the following activities around your residence? (Multiple selections possible)
(5) Not participating in any activity

Information	[Type= discrete] [Format=numeric] [Range= 1-9] [Missing=*]
--------------------	--

Statistics [NW/ W]	[Valid=2851 /-] [Invalid=0 /-]
---------------------------	--------------------------------

Value	Label	Cases	Percentage
1	Yes	1315	46.1%
2	No	1534	53.8%
9	Missing	2	0.1%

Warning: these figures indicate the number of cases found in the data file. They cannot be interpreted as summary statistics of the population of interest.

as253001: 53. Do you normally keep up with the following news through mass media such as television, radio, newspaper, or internet? (Please answer every question) (1) Local news

Information	[Type= discrete] [Format=numeric] [Range= 1-9] [Missing=*]
--------------------	--

Statistics [NW/ W]	[Valid=2851 /-] [Invalid=0 /-]
---------------------------	--------------------------------

Value	Label	Cases	Percentage
1	Yes	2005	70.3%
2	No	845	29.6%
9	Missing	1	0.0%

Warning: these figures indicate the number of cases found in the data file. They cannot be interpreted as summary statistics of the population of interest.

as253002: 53. Do you normally keep up with the following news through mass media such as television, radio, newspaper, or internet? (Please answer every question) (2) News related to education

Information	[Type= discrete] [Format=numeric] [Range= 1-9] [Missing=*]
--------------------	--

Statistics [NW/ W]	[Valid=2851 /-] [Invalid=0 /-]
---------------------------	--------------------------------

Value	Label	Cases	Percentage
1	Yes	2210	77.5%
2	No	640	22.4%
9	Missing	1	0.0%

Warning: these figures indicate the number of cases found in the data file. They cannot be interpreted as summary statistics of the population of interest.












as253003: 53. Do you normally keep up with the following news through mass media such as television, radio, newspaper, or internet? (Please answer every question) (3) Entertainment news

Information	[Type= discrete] [Format=numeric] [Range= 1-9] [Missing=*]
--------------------	--

Statistics [NW/ W]	[Valid=2851 /-] [Invalid=0 /-]
---------------------------	--------------------------------

Value	Label	Cases	Percentage
1	Yes	2374	83.3%
2	No	475	16.7%
9	Missing	2	0.1%

Warning: these figures indicate the number of cases found in the data file. They cannot be interpreted as summary statistics of the population of interest.

# as253004: 53. Do you normally keep up with the following news through mass media such as television, radio, newspaper, or internet? (Please answer every question) (4) News related to society and security			
Information	[Type= discrete] [Format=numeric] [Range= 1-9] [Missing=*]		
Statistics [NW/ W]	[Valid=2851 /-] [Invalid=0 /-]		
Value	Label	Cases	Percentage
1	Yes	2273	 79.7%
2	No	577	 20.2%
9	Missing	1	0.0%
<i>Warning: these figures indicate the number of cases found in the data file. They cannot be interpreted as summary statistics of the population of interest.</i>			
# as253005: 53. Do you normally keep up with the following news through mass media such as television, radio, newspaper, or internet? (Please answer every question) (5) News related to politics			
Information	[Type= discrete] [Format=numeric] [Range= 1-9] [Missing=*]		
Statistics [NW/ W]	[Valid=2851 /-] [Invalid=0 /-]		
Value	Label	Cases	Percentage
1	Yes	1602	 56.2%
2	No	1247	 43.7%
9	Missing	2	0.1%
<i>Warning: these figures indicate the number of cases found in the data file. They cannot be interpreted as summary statistics of the population of interest.</i>			
# as253006: 53. Do you normally keep up with the following news through mass media such as television, radio, newspaper, or internet? (Please answer every question) (6) National news			
Information	[Type= discrete] [Format=numeric] [Range= 1-9] [Missing=*]		
Statistics [NW/ W]	[Valid=2851 /-] [Invalid=0 /-]		
Value	Label	Cases	Percentage
1	Yes	2069	 72.6%
2	No	781	 27.4%
9	Missing	1	0.0%
<i>Warning: these figures indicate the number of cases found in the data file. They cannot be interpreted as summary statistics of the population of interest.</i>			
# as253007: 53. Do you normally keep up with the following news through mass media such as television, radio, newspaper, or internet? (Please answer every question) (7) World news			
Information	[Type= discrete] [Format=numeric] [Range= 1-9] [Missing=*]		
Statistics [NW/ W]	[Valid=2851 /-] [Invalid=0 /-]		
Value	Label	Cases	Percentage
1	Yes	2044	 71.7%
2	No	806	 28.3%
9	Missing	1	0.0%
<i>Warning: these figures indicate the number of cases found in the data file. They cannot be interpreted as summary statistics of the population of interest.</i>			
# as301001: 1. How much do you agree with the following descriptions of yourself? (1) I cannot solve some personal problems			
Information	[Type= discrete] [Format=numeric] [Range= 1-9] [Missing=*]		
Statistics [NW/ W]	[Valid=2851 /-] [Invalid=0 /-]		
Value	Label	Cases	Percentage
1	Strongly agree	292	 10.2%
2	Agree	1536	 53.9%
3	Disagree	861	 30.2%

# as301001: 1. How much do you agree with the following descriptions of yourself? (1) I cannot solve some personal problems			
Value	Label	Cases	Percentage
4	Strongly disagree	157	<div><div></div></div> 5.5%
9	Missing	5	<div><div></div></div> 0.2%
Warning: these figures indicate the number of cases found in the data file. They cannot be interpreted as summary statistics of the population of interest.			
# as301002: 1. How much do you agree with the following descriptions of yourself? (2) I cannot control what happened to me			
Information	[Type= discrete] [Format=numeric] [Range= 1-9] [Missing=*]		
Statistics [NW/ W]	[Valid=2851 /-] [Invalid=0 /-]		
Value	Label	Cases	Percentage
1	Strongly agree	287	<div><div></div></div> 10.1%
2	Agree	1396	<div><div></div></div> 49.0%
3	Disagree	988	<div><div></div></div> 34.7%
4	Strongly disagree	175	<div><div></div></div> 6.1%
9	Missing	5	<div><div></div></div> 0.2%
Warning: these figures indicate the number of cases found in the data file. They cannot be interpreted as summary statistics of the population of interest.			
# as301003: 1. How much do you agree with the following descriptions of yourself? (3) I feel weary and incapable of solving some daily problems			
Information	[Type= discrete] [Format=numeric] [Range= 1-9] [Missing=*]		
Statistics [NW/ W]	[Valid=2851 /-] [Invalid=0 /-]		
Value	Label	Cases	Percentage
1	Strongly agree	312	<div><div></div></div> 10.9%
2	Agree	1309	<div><div></div></div> 45.9%
3	Disagree	1064	<div><div></div></div> 37.3%
4	Strongly disagree	160	<div><div></div></div> 5.6%
9	Missing	6	<div><div></div></div> 0.2%
Warning: these figures indicate the number of cases found in the data file. They cannot be interpreted as summary statistics of the population of interest.			
# as301004: 1. How much do you agree with the following descriptions of yourself? (4) I am a valuable/worthy person			
Information	[Type= discrete] [Format=numeric] [Range= 1-9] [Missing=*]		
Statistics [NW/ W]	[Valid=2851 /-] [Invalid=0 /-]		
Value	Label	Cases	Percentage
1	Strongly agree	622	<div><div></div></div> 21.8%
2	Agree	1675	<div><div></div></div> 58.8%
3	Disagree	487	<div><div></div></div> 17.1%
4	Strongly disagree	59	<div><div></div></div> 2.1%
9	Missing	8	<div><div></div></div> 0.3%
Warning: these figures indicate the number of cases found in the data file. They cannot be interpreted as summary statistics of the population of interest.			
# as301005: 1. How much do you agree with the following descriptions of yourself? (5) I don't have many things to be proud of			
Information	[Type= discrete] [Format=numeric] [Range= 1-9] [Missing=*]		
Statistics [NW/ W]	[Valid=2851 /-] [Invalid=0 /-]		
Value	Label	Cases	Percentage
1	Strongly agree	297	<div><div></div></div> 10.4%
2	Agree	1445	<div><div></div></div> 50.7%





as301005: 1. How much do you agree with the following descriptions of yourself? (5) I don't have many things to be proud of

Value	Label	Cases	Percentage
3	Disagree	948	 33.3%
4	Strongly disagree	150	 5.3%
9	Missing	11	0.4%

Warning: these figures indicate the number of cases found in the data file. They cannot be interpreted as summary statistics of the population of interest.

as301006: 1. How much do you agree with the following descriptions of yourself? (6) I am optimistic about myself





Information	[Type= discrete] [Format=numeric] [Range= 1-9] [Missing=*]
Statistics [NW/ W]	[Valid=2851 /-] [Invalid=0 /-]

Value	Label	Cases	Percentage
1	Strongly agree	846	 29.7%
2	Agree	1543	 54.1%
3	Disagree	417	 14.6%
4	Strongly disagree	41	 1.4%
9	Missing	4	0.1%

Warning: these figures indicate the number of cases found in the data file. They cannot be interpreted as summary statistics of the population of interest.

as301007: 1. How much do you agree with the following descriptions of yourself? (7) I am satisfied with myself





Information	[Type= discrete] [Format=numeric] [Range= 1-9] [Missing=*]
Statistics [NW/ W]	[Valid=2851 /-] [Invalid=0 /-]

Value	Label	Cases	Percentage
1	Strongly agree	496	 17.4%
2	Agree	1408	 49.4%
3	Disagree	840	 29.5%
4	Strongly disagree	104	 3.6%
9	Missing	3	0.1%

Warning: these figures indicate the number of cases found in the data file. They cannot be interpreted as summary statistics of the population of interest.

as301008: 1. How much do you agree with the following descriptions of yourself? (8) Sometimes I feel useless



Information	[Type= discrete] [Format=numeric] [Range= 1-9] [Missing=*]
Statistics [NW/ W]	[Valid=2851 /-] [Invalid=0 /-]

Value	Label	Cases	Percentage
1	Strongly agree	344	 12.1%
2	Agree	1442	 50.6%
3	Disagree	850	 29.8%
4	Strongly disagree	212	 7.4%
9	Missing	3	0.1%

Warning: these figures indicate the number of cases found in the data file. They cannot be interpreted as summary statistics of the population of interest.

as301009: 1. How much do you agree with the following descriptions of yourself? (9) Sometimes I feel that I don't have any desirable qualities

Information	[Type= discrete] [Format=numeric] [Range= 1-9] [Missing=*]
Statistics [NW/ W]	[Valid=2851 /-] [Invalid=0 /-]

Value	Label	Cases	Percentage
1	Strongly agree	329	 11.5%
2	Agree	1087	 38.1%

# as301009: 1. How much do you agree with the following descriptions of yourself? (9) Sometimes I feel that I don't have any desirable qualities			
Value	Label	Cases	Percentage
3	Disagree	1066	<div></div> 37.4%
4	Strongly disagree	365	<div></div> 12.8%
9	Missing	4	0.1%
<i>Warning: these figures indicate the number of cases found in the data file. They cannot be interpreted as summary statistics of the population of interest.</i>			
# as302000: 2. Generally speaking, are you happy lately?			
Information	[Type= discrete] [Format=numeric] [Range= 1-9] [Missing=*]		
Statistics [NW/ W]	[Valid=2851 /-] [Invalid=0 /-]		
Value	Label	Cases	Percentage
1	Very happy	476	<div></div> 16.7%
2	Happy	1314	<div></div> 46.1%
3	Not happy	918	<div></div> 32.2%
4	Strongly unhappy	133	<div></div> 4.7%
9	Missing	10	0.4%
<i>Warning: these figures indicate the number of cases found in the data file. They cannot be interpreted as summary statistics of the population of interest.</i>			
# as303000: 3. How is your health situation?			
Information	[Type= discrete] [Format=numeric] [Range= 1-5] [Missing=*]		
Statistics [NW/ W]	[Valid=2851 /-] [Invalid=0 /-]		
Value	Label	Cases	Percentage
1	Extremely well	411	<div></div> 14.4%
2	Very well	1249	<div></div> 43.8%
3	Well	634	<div></div> 22.2%
4	Not bad	487	<div></div> 17.1%
5	Bad	70	<div></div> 2.5%
<i>Warning: these figures indicate the number of cases found in the data file. They cannot be interpreted as summary statistics of the population of interest.</i>			
# as304000: 4. On average, how many hours do you sleep in a typical weekday (Monday to Friday)? _____ hours.			
Information	[Type= continuous] [Format=numeric] [Range= 5-999] [Missing=*]		
Statistics [NW/ W]	[Valid=2851 /-] [Invalid=0 /-]		
Value	Label	Cases	Percentage
999	Missing	7	<div></div> 100.0%
<i>Warning: these figures indicate the number of cases found in the data file. They cannot be interpreted as summary statistics of the population of interest.</i>			
# as305000: 5. How many hours do you usually sleep on the typical night before a holiday? _____ hours			
Information	[Type= continuous] [Format=numeric] [Range= 0-999] [Missing=*]		
Statistics [NW/ W]	[Valid=2851 /-] [Invalid=0 /-]		
Value	Label	Cases	Percentage
999	Missing	4	<div></div> 100.0%
<i>Warning: these figures indicate the number of cases found in the data file. They cannot be interpreted as summary statistics of the population of interest.</i>			
# as306000: 6. After entering the 3rd grade in middle school, how long do you spend preparing your homework? _____ hours.			
Information	[Type= continuous] [Format=numeric] [Range= 0-999] [Missing=*]		
Statistics [NW/ W]	[Valid=2851 /-] [Invalid=0 /-]		

# as306000: 6. After entering the 3rd grade in middle school, how long do you spend preparing your homework? _____ hours.			
Value	Label	Cases	Percentage
0	Not applicable	275	<div><div></div></div> 95.5%
999	Missing	13	<div><div></div></div> 4.5%
<i>Warning: these figures indicate the number of cases found in the data file. They cannot be interpreted as summary statistics of the population of interest.</i>			
# as306a00: 6a. Comparing the current situation with the situation in the 2nd grade, how many (increasing) hours do you prepare for your homework?_____ hours.			
Information	[Type= continuous] [Format=numeric] [Range= 0-999] [Missing=*]		
Statistics [NW/ W]	[Valid=2851 /-] [Invalid=0 /-]		
Value	Label	Cases	Percentage
0	Not applicable or not increase	740	<div><div></div></div> 98.9%
999	Missing	8	<div><div></div></div> 1.1%
<i>Warning: these figures indicate the number of cases found in the data file. They cannot be interpreted as summary statistics of the population of interest.</i>			
# as307001: 7. Will you do the following in these hypothetical situations? (1) If someone made a rule that I do not like, I would deliberately break it			
Information	[Type= discrete] [Format=numeric] [Range= 1-9] [Missing=*]		
Statistics [NW/ W]	[Valid=2851 /-] [Invalid=0 /-]		
Value	Label	Cases	Percentage
1	Strongly agree	241	<div><div></div></div> 8.5%
2	Agree	1003	<div><div></div></div> 35.2%
3	Disagree	1424	<div><div></div></div> 49.9%
4	Strongly disagree	183	<div><div></div></div> 6.4%
9	Missing	0	
<i>Warning: these figures indicate the number of cases found in the data file. They cannot be interpreted as summary statistics of the population of interest.</i>			
# as307002: 7. Will you do the following in these hypothetical situations? (2) If someone yells/shouts at me, I would do the same to him/her			
Information	[Type= discrete] [Format=numeric] [Range= 1-9] [Missing=*]		
Statistics [NW/ W]	[Valid=2851 /-] [Invalid=0 /-]		
Value	Label	Cases	Percentage
1	Strongly agree	369	<div><div></div></div> 12.9%
2	Agree	1270	<div><div></div></div> 44.5%
3	Disagree	1036	<div><div></div></div> 36.3%
4	Strongly disagree	174	<div><div></div></div> 6.1%
9	Missing	2	<div><div></div></div> 0.1%
<i>Warning: these figures indicate the number of cases found in the data file. They cannot be interpreted as summary statistics of the population of interest.</i>			
# as307003: 7. Will you do the following in these hypothetical situations? (3) I would deliberately go against someone who nags at me			
Information	[Type= discrete] [Format=numeric] [Range= 1-9] [Missing=*]		
Statistics [NW/ W]	[Valid=2851 /-] [Invalid=0 /-]		
Value	Label	Cases	Percentage
1	Strongly agree	314	<div><div></div></div> 11.0%
2	Agree	1248	<div><div></div></div> 43.8%
3	Disagree	1124	<div><div></div></div> 39.4%
4	Strongly disagree	163	<div><div></div></div> 5.7%

as307003: 7. Will you do the following in these hypothetical situations? (3) I would deliberately go against someone who nags at me

Value	Label	Cases	Percentage
9	Missing	2	0.1%

Warning: these figures indicate the number of cases found in the data file. They cannot be interpreted as summary statistics of the population of interest.

as308001: 8. Do you think the following statements well describe you? (1) I like to tell jokes or anecdotes at gatherings

Information	[Type= discrete] [Format=numeric] [Range= 1-9] [Missing=*]
Statistics [NW/ W]	[Valid=2851 /-] [Invalid=0 /-]

Value	Label	Cases	Percentage
1	Strongly agree	799	28.0%
2	Agree	1394	48.9%
3	Disagree	549	19.3%
4	Strongly disagree	109	3.8%
9	Missing	0	

Warning: these figures indicate the number of cases found in the data file. They cannot be interpreted as summary statistics of the population of interest.

as308002: 8. Do you think the following statements well describe you? (2) I like to decide what I want to do

Information	[Type= discrete] [Format=numeric] [Range= 1-9] [Missing=*]
Statistics [NW/ W]	[Valid=2851 /-] [Invalid=0 /-]

Value	Label	Cases	Percentage
1	Strongly agree	1224	42.9%
2	Agree	1462	51.3%
3	Disagree	151	5.3%
4	Strongly disagree	14	0.5%
9	Missing	0	

Warning: these figures indicate the number of cases found in the data file. They cannot be interpreted as summary statistics of the population of interest.

as308003: 8. Do you think the following statements well describe you? (3) I like to share with my friends

Information	[Type= discrete] [Format=numeric] [Range= 1-9] [Missing=*]
Statistics [NW/ W]	[Valid=2851 /-] [Invalid=0 /-]

Value	Label	Cases	Percentage
1	Strongly agree	1243	43.6%
2	Agree	1456	51.1%
3	Disagree	125	4.4%
4	Strongly disagree	24	0.8%
9	Missing	3	0.1%

Warning: these figures indicate the number of cases found in the data file. They cannot be interpreted as summary statistics of the population of interest.

as308004: 8. Do you think the following statements well describe you? (4) I like to follow traditions to avoid being different for people whom I care

Information	[Type= discrete] [Format=numeric] [Range= 1-9] [Missing=*]
Statistics [NW/ W]	[Valid=2851 /-] [Invalid=0 /-]

Value	Label	Cases	Percentage
1	Strongly agree	209	7.3%
2	Agree	978	34.3%
3	Disagree	1410	49.5%
4	Strongly disagree	251	8.8%





as308004: 8. Do you think the following statements well describe you? (4) I like to follow traditions to avoid being different for people whom I care

Value	Label	Cases	Percentage
9	Missing	3	0.1%

Warning: these figures indicate the number of cases found in the data file. They cannot be interpreted as summary statistics of the population of interest.

as308005: 8. Do you think the following statements well describe you? (5) I like to be free to go anywhere I want





Information	[Type= discrete] [Format=numeric] [Range= 1-9] [Missing=*]
Statistics [NW/ W]	[Valid=2851 /-] [Invalid=0 /-]

Value	Label	Cases	Percentage
1	Strongly agree	1006	 35.3%
2	Agree	1245	 43.7%
3	Disagree	515	 18.1%
4	Strongly disagree	82	 2.9%
9	Missing	3	0.1%

Warning: these figures indicate the number of cases found in the data file. They cannot be interpreted as summary statistics of the population of interest.

as308006: 8. Do you think the following statements well describe you? (6) I like to be the center of attention in a group

Information	[Type= discrete] [Format=numeric] [Range= 1-9] [Missing=*]
Statistics [NW/ W]	[Valid=2851 /-] [Invalid=0 /-]

Value	Label	Cases	Percentage
1	Strongly agree	446	 15.6%
2	Agree	1139	 40.0%
3	Disagree	1105	 38.8%
4	Strongly disagree	157	 5.5%
9	Missing	4	0.1%

Warning: these figures indicate the number of cases found in the data file. They cannot be interpreted as summary statistics of the population of interest.





# as308007: 8. Do you think the following statements well describe you? (7) I like to be free to do whatever I want to do			
Information	[Type= discrete] [Format=numeric] [Range= 1-9] [Missing=*]		
Statistics [NW/ W]	[Valid=2851 /-] [Invalid=0 /-]		
Value	Label	Cases	Percentage
1	Strongly agree	1167	<div><div></div></div> 40.9%
2	Agree	1288	<div><div></div></div> 45.2%
3	Disagree	351	<div><div></div></div> 12.3%
4	Strongly disagree	40	<div><div></div></div> 1.4%
9	Missing	5	<div><div></div></div> 0.2%
Warning: these figures indicate the number of cases found in the data file. They cannot be interpreted as summary statistics of the population of interest.			
# as308008: 8. Do you think the following statements well describe you? (8) I like to follow rules and do what others want me to do			
Information	[Type= discrete] [Format=numeric] [Range= 1-9] [Missing=*]		
Statistics [NW/ W]	[Valid=2851 /-] [Invalid=0 /-]		
Value	Label	Cases	Percentage
1	Strongly agree	207	<div><div></div></div> 7.3%
2	Agree	1003	<div><div></div></div> 35.2%
3	Disagree	1381	<div><div></div></div> 48.4%
4	Strongly disagree	256	<div><div></div></div> 9.0%
9	Missing	4	<div><div></div></div> 0.1%
Warning: these figures indicate the number of cases found in the data file. They cannot be interpreted as summary statistics of the population of interest.			
# as308009: 8. Do you think the following statements well describe you? (9) I like to have close relationship with my friends			
Information	[Type= discrete] [Format=numeric] [Range= 1-9] [Missing=*]		
Statistics [NW/ W]	[Valid=2851 /-] [Invalid=0 /-]		
Value	Label	Cases	Percentage
1	Strongly agree	754	<div><div></div></div> 26.4%
2	Agree	1479	<div><div></div></div> 51.9%
3	Disagree	532	<div><div></div></div> 18.7%
4	Strongly disagree	84	<div><div></div></div> 2.9%
9	Missing	2	<div><div></div></div> 0.1%
Warning: these figures indicate the number of cases found in the data file. They cannot be interpreted as summary statistics of the population of interest.			
# as308010: 8. Do you think the following statements well describe you? (10) I prefer doing something together with my friends instead of doing it alone			
Information	[Type= discrete] [Format=numeric] [Range= 1-9] [Missing=*]		
Statistics [NW/ W]	[Valid=2851 /-] [Invalid=0 /-]		
Value	Label	Cases	Percentage
1	Strongly agree	879	<div><div></div></div> 30.8%
2	Agree	1415	<div><div></div></div> 49.6%
3	Disagree	476	<div><div></div></div> 16.7%
4	Strongly disagree	80	<div><div></div></div> 2.8%
9	Missing	1	<div><div></div></div> 0.0%
Warning: these figures indicate the number of cases found in the data file. They cannot be interpreted as summary statistics of the population of interest.			

# as308011: 8. Do you think the following statements well describe you? (11) I like to join a warm and friendly club / organization			
Information	[Type= discrete] [Format=numeric] [Range= 1-9] [Missing=*]		
Statistics [NW/ W]	[Valid=2851 /-] [Invalid=0 /-]		
Value	Label	Cases	Percentage
1	Strongly agree	1079	<div><div></div></div> 37.8%
2	Agree	1369	<div><div></div></div> 48.0%
3	Disagree	325	<div><div></div></div> 11.4%
4	Strongly disagree	77	<div><div></div></div> 2.7%
9	Missing	1	<div><div></div></div> 0.0%
Warning: these figures indicate the number of cases found in the data file. They cannot be interpreted as summary statistics of the population of interest.			
# as308012: 8. Do you think the following statements well describe you? (12) I like to get advice from someone I respect when I am planning something			
Information	[Type= discrete] [Format=numeric] [Range= 1-9] [Missing=*]		
Statistics [NW/ W]	[Valid=2851 /-] [Invalid=0 /-]		
Value	Label	Cases	Percentage
1	Strongly agree	1133	<div><div></div></div> 39.7%
2	Agree	1467	<div><div></div></div> 51.5%
3	Disagree	211	<div><div></div></div> 7.4%
4	Strongly disagree	35	<div><div></div></div> 1.2%
9	Missing	5	<div><div></div></div> 0.2%
Warning: these figures indicate the number of cases found in the data file. They cannot be interpreted as summary statistics of the population of interest.			
# as308013: 8. Do you think the following statements well describe you? (13) I like people noticing my appearance when I am in public places			
Information	[Type= discrete] [Format=numeric] [Range= 1-9] [Missing=*]		
Statistics [NW/ W]	[Valid=2851 /-] [Invalid=0 /-]		
Value	Label	Cases	Percentage
1	Strongly agree	361	<div><div></div></div> 12.7%
2	Agree	1058	<div><div></div></div> 37.1%
3	Disagree	1259	<div><div></div></div> 44.2%
4	Strongly disagree	170	<div><div></div></div> 6.0%
9	Missing	3	<div><div></div></div> 0.1%
Warning: these figures indicate the number of cases found in the data file. They cannot be interpreted as summary statistics of the population of interest.			
# as308014: 8. Do you think the following statements well describe you? (14) I like to say something intelligent/smart for the others			
Information	[Type= discrete] [Format=numeric] [Range= 1-9] [Missing=*]		
Statistics [NW/ W]	[Valid=2851 /-] [Invalid=0 /-]		
Value	Label	Cases	Percentage
1	Strongly agree	407	<div><div></div></div> 14.3%
2	Agree	1086	<div><div></div></div> 38.1%
3	Disagree	1172	<div><div></div></div> 41.1%
4	Strongly disagree	185	<div><div></div></div> 6.5%
9	Missing	1	<div><div></div></div> 0.0%
Warning: these figures indicate the number of cases found in the data file. They cannot be interpreted as summary statistics of the population of interest.			

as308015: 8. Do you think the following statements well describe you? (15) In a group setting, I like taking the back seat and let someone else lead

Information [Type= discrete] [Format=numeric] [Range= 1-9] [Missing=*]

Statistics [NW/ W] [Valid=2851 /-] [Invalid=0 /-]





Value	Label	Cases	Percentage
1	Strongly agree	672	 23.6%
2	Agree	1725	 60.5%
3	Disagree	388	 13.6%
4	Strongly disagree	60	 2.1%
9	Missing	6	0.2%

Warning: these figures indicate the number of cases found in the data file. They cannot be interpreted as summary statistics of the population of interest.

as308016: 8. Do you think the following statements well describe you? (16) I like doing things my way, despite what others might think

Information [Type= discrete] [Format=numeric] [Range= 1-9] [Missing=*]

Statistics [NW/ W] [Valid=2851 /-] [Invalid=0 /-]



Value	Label	Cases	Percentage
1	Strongly agree	385	 13.5%
2	Agree	942	 33.0%
3	Disagree	1301	 45.6%
4	Strongly disagree	216	 7.6%
9	Missing	7	0.2%

Warning: these figures indicate the number of cases found in the data file. They cannot be interpreted as summary statistics of the population of interest.

as309001: 9. The following statements are about personal attitude and characteristics. Please read each carefully and answer if it applies to you: (1) I would sometimes give up doing something because of the lack of self-esteem

Information [Type= discrete] [Format=numeric] [Range= 1-9] [Missing=*]

Statistics [NW/ W] [Valid=2851 /-] [Invalid=0 /-]



Value	Label	Cases	Percentage
1	Yes	2039	 71.5%
2	No	810	 28.4%
9	Missing	2	0.1%

Warning: these figures indicate the number of cases found in the data file. They cannot be interpreted as summary statistics of the population of interest.

as309002: 9. The following statements are about personal attitude and characteristics. Please read each carefully and answer if it applies to you: (2) I would sometimes pretend to be sick to avoid something

Information [Type= discrete] [Format=numeric] [Range= 1-9] [Missing=*]

Statistics [NW/ W] [Valid=2851 /-] [Invalid=0 /-]

Value	Label	Cases	Percentage
1	Yes	915	 32.1%
2	No	1935	 67.9%
9	Missing	1	0.0%

Warning: these figures indicate the number of cases found in the data file. They cannot be interpreted as summary statistics of the population of interest.

as309003: 9. The following statements are about personal attitude and characteristics. Please read each carefully and answer if it applies to you: (3) I would sometimes take advantage of others

Information [Type= discrete] [Format=numeric] [Range= 1-9] [Missing=*]

Statistics [NW/ W] [Valid=2851 /-] [Invalid=0 /-]

as309003: 9. The following statements are about personal attitude and characteristics. Please read each carefully and answer if it applies to you: (3) I would sometimes take advantage of others

Value	Label	Cases	Percentage
1	Yes	1349	<div><div></div></div> 47.3%
2	No	1500	<div><div></div></div> 52.6%
9	Missing	2	0.1%

Warning: these figures indicate the number of cases found in the data file. They cannot be interpreted as summary statistics of the population of interest.

as309004: 9. The following statements are about personal attitude and characteristics. Please read each carefully and answer if it applies to you: (4) I always admit my wrongdoing when I am at fault

Information	[Type= discrete] [Format=numeric] [Range= 1-9] [Missing=*]
Statistics [NW/ W]	[Valid=2851 /-] [Invalid=0 /-]

Value	Label	Cases	Percentage
1	Yes	2001	<div><div></div></div> 70.2%
2	No	848	<div><div></div></div> 29.7%
9	Missing	2	0.1%

Warning: these figures indicate the number of cases found in the data file. They cannot be interpreted as summary statistics of the population of interest.

as309005: 9. The following statements are about personal attitude and characteristics. Please read each carefully and answer if it applies to you: (5) I would sometimes get even with others instead of forgiving them

Information	[Type= discrete] [Format=numeric] [Range= 1-9] [Missing=*]
Statistics [NW/ W]	[Valid=2851 /-] [Invalid=0 /-]

Value	Label	Cases	Percentage
1	Yes	1300	<div><div></div></div> 45.6%
2	No	1548	<div><div></div></div> 54.3%
9	Missing	3	0.1%

Warning: these figures indicate the number of cases found in the data file. They cannot be interpreted as summary statistics of the population of interest.

as309006: 9. The following statements are about personal attitude and characteristics. Please read each carefully and answer if it applies to you: (6) I would sometimes envy and admire others' good luck

Information	[Type= discrete] [Format=numeric] [Range= 1-9] [Missing=*]
Statistics [NW/ W]	[Valid=2851 /-] [Invalid=0 /-]

Value	Label	Cases	Percentage
1	Yes	1998	<div><div></div></div> 70.1%
2	No	852	<div><div></div></div> 29.9%
9	Missing	1	0.0%

Warning: these figures indicate the number of cases found in the data file. They cannot be interpreted as summary statistics of the population of interest.

as310001: 10. Which gender do you think matching the following house chores? (1)Taking care of children

Information	[Type= discrete] [Format=numeric] [Range= 1-9] [Missing=*]
Statistics [NW/ W]	[Valid=2851 /-] [Invalid=0 /-]

Value	Label	Cases	Percentage
1	Fit for boys	20	<div><div></div></div> 0.7%
2	Fit for girls	618	<div><div></div></div> 21.7%
3	Fit for boys or girls	2204	<div><div></div></div> 77.3%
9	Missing	9	0.3%

Warning: these figures indicate the number of cases found in the data file. They cannot be interpreted as summary statistics of the population of interest.

# as310002: 10. Which gender do you think matching the following house chores? (2)Cooking			
Information	[Type= discrete] [Format=numeric] [Range= 1-9] [Missing=*]		
Statistics [NW/ W]	[Valid=2851 /-] [Invalid=0 /-]		
Value	Label	Cases	Percentage
1	Fit for boys	28	<div><div></div></div> 1.0%
2	Fit for girls	593	<div><div></div></div> 20.8%
3	Fit for boys or girls	2224	<div><div></div></div> 78.0%
9	Missing	6	<div><div></div></div> 0.2%
Warning: these figures indicate the number of cases found in the data file. They cannot be interpreted as summary statistics of the population of interest.			
# as310003: 10. Which gender do you think matching the following house chores? (3)Dish washing			
Information	[Type= discrete] [Format=numeric] [Range= 1-9] [Missing=*]		
Statistics [NW/ W]	[Valid=2851 /-] [Invalid=0 /-]		
Value	Label	Cases	Percentage
1	Fit for boys	110	<div><div></div></div> 3.9%
2	Fit for girls	378	<div><div></div></div> 13.3%
3	Fit for boys or girls	2356	<div><div></div></div> 82.6%
9	Missing	7	<div><div></div></div> 0.2%
Warning: these figures indicate the number of cases found in the data file. They cannot be interpreted as summary statistics of the population of interest.			
# as310004: 10. Which gender do you think matching the following house chores? (4)Car maintenance			
Information	[Type= discrete] [Format=numeric] [Range= 1-9] [Missing=*]		
Statistics [NW/ W]	[Valid=2851 /-] [Invalid=0 /-]		
Value	Label	Cases	Percentage
1	Fit for boys	1416	<div><div></div></div> 49.7%
2	Fit for girls	17	<div><div></div></div> 0.6%
3	Fit for boys or girls	1413	<div><div></div></div> 49.6%
9	Missing	5	<div><div></div></div> 0.2%
Warning: these figures indicate the number of cases found in the data file. They cannot be interpreted as summary statistics of the population of interest.			
# as310005: 10. Which gender do you think matching the following house chores? (5)Clothes washing			
Information	[Type= discrete] [Format=numeric] [Range= 1-9] [Missing=*]		
Statistics [NW/ W]	[Valid=2851 /-] [Invalid=0 /-]		
Value	Label	Cases	Percentage
1	Fit for boys	36	<div><div></div></div> 1.3%
2	Fit for girls	849	<div><div></div></div> 29.8%
3	Fit for boys or girls	1960	<div><div></div></div> 68.7%
9	Missing	6	<div><div></div></div> 0.2%
Warning: these figures indicate the number of cases found in the data file. They cannot be interpreted as summary statistics of the population of interest.			
# as310006: 10. Which gender do you think matching the following house chores? (6)Clothes folding			
Information	[Type= discrete] [Format=numeric] [Range= 1-9] [Missing=*]		
Statistics [NW/ W]	[Valid=2851 /-] [Invalid=0 /-]		
Value	Label	Cases	Percentage
1	Fit for boys	50	<div><div></div></div> 1.8%
2	Fit for girls	747	<div><div></div></div> 26.2%
3	Fit for boys or girls	2048	<div><div></div></div> 71.8%
9	Missing	6	<div><div></div></div> 0.2%

# as310006: 10. Which gender do you think matching the following house chores? (6)Clothes folding			
Warning: these figures indicate the number of cases found in the data file. They cannot be interpreted as summary statistics of the population of interest.			
# as310007: 10. Which gender do you think matching the following house chores? (7)Taking out the trash			
Information	[Type= discrete] [Format=numeric] [Range= 1-9] [Missing=*]		
Statistics [NW/ W]	[Valid=2851 /-] [Invalid=0 /-]		
Value	Label	Cases	Percentage
1	Fit for boys	528	<div><div></div></div> 18.5%
2	Fit for girls	60	<div><div></div></div> 2.1%
3	Fit for boys or girls	2257	<div><div></div></div> 79.2%
9	Missing	6	<div><div></div></div> 0.2%
Warning: these figures indicate the number of cases found in the data file. They cannot be interpreted as summary statistics of the population of interest.			
# as310008: 10. Which gender do you think matching the following house chores? (8)Cleaning/washing windows			
Information	[Type= discrete] [Format=numeric] [Range= 1-9] [Missing=*]		
Statistics [NW/ W]	[Valid=2851 /-] [Invalid=0 /-]		
Value	Label	Cases	Percentage
1	Fit for boys	508	<div><div></div></div> 17.8%
2	Fit for girls	134	<div><div></div></div> 4.7%
3	Fit for boys or girls	2203	<div><div></div></div> 77.3%
9	Missing	6	<div><div></div></div> 0.2%
Warning: these figures indicate the number of cases found in the data file. They cannot be interpreted as summary statistics of the population of interest.			
# as310009: 10. Which gender do you think matching the following house chores? (9)Doing the shopping			
Information	[Type= discrete] [Format=numeric] [Range= 1-9] [Missing=*]		
Statistics [NW/ W]	[Valid=2851 /-] [Invalid=0 /-]		
Value	Label	Cases	Percentage
1	Fit for boys	39	<div><div></div></div> 1.4%
2	Fit for girls	1252	<div><div></div></div> 43.9%
3	Fit for boys or girls	1553	<div><div></div></div> 54.5%
9	Missing	7	<div><div></div></div> 0.2%
Warning: these figures indicate the number of cases found in the data file. They cannot be interpreted as summary statistics of the population of interest.			
# as310010: 10. Which gender do you think matching the following house chores? (10)Dropping off/picking up family members			
Information	[Type= discrete] [Format=numeric] [Range= 1-9] [Missing=*]		
Statistics [NW/ W]	[Valid=2851 /-] [Invalid=0 /-]		
Value	Label	Cases	Percentage
1	Fit for boys	491	<div><div></div></div> 17.2%
2	Fit for girls	85	<div><div></div></div> 3.0%
3	Fit for boys or girls	2268	<div><div></div></div> 79.6%
9	Missing	7	<div><div></div></div> 0.2%
Warning: these figures indicate the number of cases found in the data file. They cannot be interpreted as summary statistics of the population of interest.			
# as310011: 10. Which gender do you think matching the following house chores? (11)Cleaning/sweeping			
Information	[Type= discrete] [Format=numeric] [Range= 1-9] [Missing=*]		
Statistics [NW/ W]	[Valid=2851 /-] [Invalid=0 /-]		
Value	Label	Cases	Percentage
1	Fit for boys	65	<div><div></div></div> 2.3%



as310011: 10. Which gender do you think matching the following house chores? (11)Cleaning/sweeping

Value	Label	Cases	Percentage
2	Fit for girls	285	 10.0%
3	Fit for boys or girls	2494	 87.5%
9	Missing	7	0.2%

Warning: these figures indicate the number of cases found in the data file. They cannot be interpreted as summary statistics of the population of interest.

as310012: 10. Which gender do you think matching the following house chores? (12)Helping children with their homework




Information	[Type= discrete] [Format=numeric] [Range= 1-9] [Missing=*]
Statistics [NW/ W]	[Valid=2851 /-] [Invalid=0 /-]

Value	Label	Cases	Percentage
1	Fit for boys	42	 1.5%
2	Fit for girls	328	 11.5%
3	Fit for boys or girls	2475	 86.8%
9	Missing	6	0.2%

Warning: these figures indicate the number of cases found in the data file. They cannot be interpreted as summary statistics of the population of interest.

as310013: 10. Which gender do you think matching the following house chores? (13)Playing with children




Information	[Type= discrete] [Format=numeric] [Range= 1-9] [Missing=*]
Statistics [NW/ W]	[Valid=2851 /-] [Invalid=0 /-]

Value	Label	Cases	Percentage
1	Fit for boys	109	 3.8%
2	Fit for girls	133	 4.7%
3	Fit for boys or girls	2602	 91.3%
9	Missing	7	0.2%

Warning: these figures indicate the number of cases found in the data file. They cannot be interpreted as summary statistics of the population of interest.

as310014: 10. Which gender do you think matching the following house chores? (14)Repairing electronics




Information	[Type= discrete] [Format=numeric] [Range= 1-9] [Missing=*]
Statistics [NW/ W]	[Valid=2851 /-] [Invalid=0 /-]

Value	Label	Cases	Percentage
1	Fit for boys	2099	 73.6%
2	Fit for girls	27	 0.9%
3	Fit for boys or girls	719	 25.2%
9	Missing	6	0.2%

Warning: these figures indicate the number of cases found in the data file. They cannot be interpreted as summary statistics of the population of interest.

as311001: 11. The following are some examples of career choices: According to your opinions, which gender do you think matches the following occupations? (1)Police officer

Information	[Type= discrete] [Format=numeric] [Range= 1-9] [Missing=*]
Statistics [NW/ W]	[Valid=2851 /-] [Invalid=0 /-]





Value	Label	Cases	Percentage
1	Fit for boys	1361	 47.7%
2	Fit for girls	12	 0.4%
3	Fit for boys or girls	1471	 51.6%
9	Missing	7	0.2%

Warning: these figures indicate the number of cases found in the data file. They cannot be interpreted as summary statistics of the population of interest.

as311002: 11. The following are some examples of career choices: According to your opinions, which gender do you think matches the following occupations? (2)Military officer

Information	[Type= discrete] [Format=numeric] [Range= 1-9] [Missing=*]
--------------------	--

Statistics [NW/ W]	[Valid=2851 /-] [Invalid=0 /-]
---------------------------	--------------------------------





Value	Label	Cases	Percentage
1	Fit for boys	1960	 68.7%
2	Fit for girls	22	 0.8%
3	Fit for boys or girls	863	 30.3%
9	Missing	6	 0.2%

Warning: these figures indicate the number of cases found in the data file. They cannot be interpreted as summary statistics of the population of interest.

as311003: 11. The following are some examples of career choices: According to your opinions, which gender do you think matches the following occupations? (3)Secretary

Information	[Type= discrete] [Format=numeric] [Range= 1-9] [Missing=*]
--------------------	--

Statistics [NW/ W]	[Valid=2851 /-] [Invalid=0 /-]
---------------------------	--------------------------------





Value	Label	Cases	Percentage
1	Fit for boys	19	 0.7%
2	Fit for girls	1776	 62.3%
3	Fit for boys or girls	1048	 36.8%
9	Missing	8	 0.3%

Warning: these figures indicate the number of cases found in the data file. They cannot be interpreted as summary statistics of the population of interest.

as311004: 11. The following are some examples of career choices: According to your opinions, which gender do you think matches the following occupations? (4)Nurse

Information	[Type= discrete] [Format=numeric] [Range= 1-9] [Missing=*]
--------------------	--

Statistics [NW/ W]	[Valid=2851 /-] [Invalid=0 /-]
---------------------------	--------------------------------





Value	Label	Cases	Percentage
1	Fit for boys	22	 0.8%
2	Fit for girls	2202	 77.2%
3	Fit for boys or girls	621	 21.8%
9	Missing	6	 0.2%

Warning: these figures indicate the number of cases found in the data file. They cannot be interpreted as summary statistics of the population of interest.

as311005: 11. The following are some examples of career choices: According to your opinions, which gender do you think matches the following occupations? (5)Elementary school teacher

Information	[Type= discrete] [Format=numeric] [Range= 1-9] [Missing=*]
--------------------	--

Statistics [NW/ W]	[Valid=2851 /-] [Invalid=0 /-]
---------------------------	--------------------------------

Value	Label	Cases	Percentage
1	Fit for boys	24	 0.8%
2	Fit for girls	561	 19.7%
3	Fit for boys or girls	2260	 79.3%
9	Missing	6	 0.2%

Warning: these figures indicate the number of cases found in the data file. They cannot be interpreted as summary statistics of the population of interest.

as311006: 11. The following are some examples of career choices: According to your opinions, which gender do you think matches the following occupations? (6)Taxi driver

Information	[Type= discrete] [Format=numeric] [Range= 1-9] [Missing=*]
--------------------	--

Statistics [NW/ W]	[Valid=2851 /-] [Invalid=0 /-]
---------------------------	--------------------------------

as311006: 11. The following are some examples of career choices: According to your opinions, which gender do you think matches the following occupations? (6)Taxi driver

Value	Label	Cases	Percentage
1	Fit for boys	1564	<div><div></div></div> 54.9%
2	Fit for girls	32	<div><div></div></div> 1.1%
3	Fit for boys or girls	1248	<div><div></div></div> 43.8%
9	Missing	7	<div><div></div></div> 0.2%

Warning: these figures indicate the number of cases found in the data file. They cannot be interpreted as summary statistics of the population of interest.

as311007: 11. The following are some examples of career choices: According to your opinions, which gender do you think matches the following occupations? (7)Bus driver

Information	[Type= discrete] [Format=numeric] [Range= 1-9] [Missing=*]		
Statistics [NW/ W]	[Valid=2851 /-] [Invalid=0 /-]		
Value	Label	Cases	Percentage
1	Fit for boys	1706	<div><div></div></div> 59.8%
2	Fit for girls	42	<div><div></div></div> 1.5%
3	Fit for boys or girls	1096	<div><div></div></div> 38.4%
9	Missing	7	<div><div></div></div> 0.2%

Warning: these figures indicate the number of cases found in the data file. They cannot be interpreted as summary statistics of the population of interest.

as311008: 11. The following are some examples of career choices: According to your opinions, which gender do you think matches the following occupations? (8)Hairdresser

Information	[Type= discrete] [Format=numeric] [Range= 1-9] [Missing=*]		
Statistics [NW/ W]	[Valid=2851 /-] [Invalid=0 /-]		
Value	Label	Cases	Percentage
1	Fit for boys	24	<div><div></div></div> 0.8%
2	Fit for girls	1120	<div><div></div></div> 39.3%
3	Fit for boys or girls	1700	<div><div></div></div> 59.6%
9	Missing	7	<div><div></div></div> 0.2%

Warning: these figures indicate the number of cases found in the data file. They cannot be interpreted as summary statistics of the population of interest.

as311009: 11. The following are some examples of career choices: According to your opinions, which gender do you think matches the following occupations? (9)Auto mechanic

Information	[Type= discrete] [Format=numeric] [Range= 1-9] [Missing=*]		
Statistics [NW/ W]	[Valid=2851 /-] [Invalid=0 /-]		
Value	Label	Cases	Percentage
1	Fit for boys	2244	<div><div></div></div> 78.7%
2	Fit for girls	27	<div><div></div></div> 0.9%
3	Fit for boys or girls	573	<div><div></div></div> 20.1%
9	Missing	7	<div><div></div></div> 0.2%

Warning: these figures indicate the number of cases found in the data file. They cannot be interpreted as summary statistics of the population of interest.

as311010: 11. The following are some examples of career choices: According to your opinions, which gender do you think matches the following occupations? (10)Shopping mall attendant

Information	[Type= discrete] [Format=numeric] [Range= 1-9] [Missing=*]		
Statistics [NW/ W]	[Valid=2851 /-] [Invalid=0 /-]		
Value	Label	Cases	Percentage
1	Fit for boys	26	<div><div></div></div> 0.9%
2	Fit for girls	1010	<div><div></div></div> 35.4%

as311010: 11. The following are some examples of career choices: According to your opinions, which gender do you think matches the following occupations? (10)Shopping mall attendant

Value	Label	Cases	Percentage
3	Fit for boys or girls	1807	<div><div></div></div> 63.4%
9	Missing	8	<div><div></div></div> 0.3%

Warning: these figures indicate the number of cases found in the data file. They cannot be interpreted as summary statistics of the population of interest.

as311011: 11. The following are some examples of career choices: According to your opinions, which gender do you think matches the following occupations? (11)Tailor

Information	[Type= discrete] [Format=numeric] [Range= 1-9] [Missing=*]
Statistics [NW/ W]	[Valid=2851 /-] [Invalid=0 /-]

Value	Label	Cases	Percentage
1	Fit for boys	113	<div><div></div></div> 4.0%
2	Fit for girls	1090	<div><div></div></div> 38.2%
3	Fit for boys or girls	1639	<div><div></div></div> 57.5%
9	Missing	9	<div><div></div></div> 0.3%

Warning: these figures indicate the number of cases found in the data file. They cannot be interpreted as summary statistics of the population of interest.

as311012: 11. The following are some examples of career choices: According to your opinions, which gender do you think matches the following occupations? (12)Engineer

Information	[Type= discrete] [Format=numeric] [Range= 1-9] [Missing=*]
Statistics [NW/ W]	[Valid=2851 /-] [Invalid=0 /-]

Value	Label	Cases	Percentage
1	Fit for boys	1544	<div><div></div></div> 54.2%
2	Fit for girls	26	<div><div></div></div> 0.9%
3	Fit for boys or girls	1274	<div><div></div></div> 44.7%
9	Missing	7	<div><div></div></div> 0.2%

Warning: these figures indicate the number of cases found in the data file. They cannot be interpreted as summary statistics of the population of interest.

as311013: 11. The following are some examples of career choices: According to your opinions, which gender do you think matches the following occupations? (13)Cementer

Information	[Type= discrete] [Format=numeric] [Range= 1-9] [Missing=*]
Statistics [NW/ W]	[Valid=2851 /-] [Invalid=0 /-]

Value	Label	Cases	Percentage
1	Fit for boys	2396	<div><div></div></div> 84.0%
2	Fit for girls	21	<div><div></div></div> 0.7%
3	Fit for boys or girls	426	<div><div></div></div> 14.9%
9	Missing	8	<div><div></div></div> 0.3%

Warning: these figures indicate the number of cases found in the data file. They cannot be interpreted as summary statistics of the population of interest.

as311014: 11. The following are some examples of career choices: According to your opinions, which gender do you think matches the following occupations? (14)Air pilot

Information	[Type= discrete] [Format=numeric] [Range= 1-9] [Missing=*]
Statistics [NW/ W]	[Valid=2851 /-] [Invalid=0 /-]

Value	Label	Cases	Percentage
1	Fit for boys	1635	<div><div></div></div> 57.3%
2	Fit for girls	31	<div><div></div></div> 1.1%
3	Fit for boys or girls	1176	<div><div></div></div> 41.2%
9	Missing	9	<div><div></div></div> 0.3%

as311014: 11. The following are some examples of career choices: According to your opinions, which gender do you think matches the following occupations? (14)Air pilot

Warning: these figures indicate the number of cases found in the data file. They cannot be interpreted as summary statistics of the population of interest.

as311015: 11. The following are some examples of career choices: According to your opinions, which gender do you think matches the following occupations? (11)The following are some examples of career choices: According to your opinions, which gender do you think mat

Information [Type= discrete] [Format=numeric] [Range= 1-9] [Missing=*]

Statistics [NW/ W] [Valid=2851 /-] [Invalid=0 /-]

Value	Label	Cases	Percentage
1	Fit for boys	404	14.2%
2	Fit for girls	45	1.6%
3	Fit for boys or girls	2392	83.9%
9	Missing	10	0.4%

Warning: these figures indicate the number of cases found in the data file. They cannot be interpreted as summary statistics of the population of interest.

as311016: 11. The following are some examples of career choices: According to your opinions, which gender do you think matches the following occupations? (16)Lawyer

Information [Type= discrete] [Format=numeric] [Range= 1-9] [Missing=*]

Statistics [NW/ W] [Valid=2851 /-] [Invalid=0 /-]

Value	Label	Cases	Percentage
1	Fit for boys	302	10.6%
2	Fit for girls	64	2.2%
3	Fit for boys or girls	2476	86.8%
9	Missing	9	0.3%

Warning: these figures indicate the number of cases found in the data file. They cannot be interpreted as summary statistics of the population of interest.

as311017: 11. The following are some examples of career choices: According to your opinions, which gender do you think matches the following occupations? (17)Medical doctor

Information [Type= discrete] [Format=numeric] [Range= 1-9] [Missing=*]

Statistics [NW/ W] [Valid=2851 /-] [Invalid=0 /-]

Value	Label	Cases	Percentage
1	Fit for boys	385	13.5%
2	Fit for girls	39	1.4%
3	Fit for boys or girls	2419	84.8%
9	Missing	8	0.3%

Warning: these figures indicate the number of cases found in the data file. They cannot be interpreted as summary statistics of the population of interest.

as311018: 11. The following are some examples of career choices: According to your opinions, which gender do you think matches the following occupations? (18)Elementary school principal

Information [Type= discrete] [Format=numeric] [Range= 1-9] [Missing=*]

Statistics [NW/ W] [Valid=2851 /-] [Invalid=0 /-]

Value	Label	Cases	Percentage
1	Fit for boys	366	12.8%
2	Fit for girls	54	1.9%
3	Fit for boys or girls	2423	85.0%
9	Missing	8	0.3%

Warning: these figures indicate the number of cases found in the data file. They cannot be interpreted as summary statistics of the population of interest.

as311019: 11. The following are some examples of career choices: According to your opinions, which gender do you think matches the following occupations? (19)County magistrate

Information	[Type= discrete] [Format=numeric] [Range= 1-9] [Missing=*]
Statistics [NW/ W]	[Valid=2851 /-] [Invalid=0 /-]

Value	Label	Cases	Percentage
1	Fit for boys	520	18.2%
2	Fit for girls	27	0.9%
3	Fit for boys or girls	2296	80.5%
9	Missing	8	0.3%

Warning: these figures indicate the number of cases found in the data file. They cannot be interpreted as summary statistics of the population of interest.

as311020: 11. The following are some examples of career choices: According to your opinions, which gender do you think matches the following occupations? (20)Bank teller

Information	[Type= discrete] [Format=numeric] [Range= 1-9] [Missing=*]
Statistics [NW/ W]	[Valid=2851 /-] [Invalid=0 /-]

Value	Label	Cases	Percentage
1	Fit for boys	122	4.3%
2	Fit for girls	249	8.7%
3	Fit for boys or girls	2473	86.7%
9	Missing	7	0.2%

Warning: these figures indicate the number of cases found in the data file. They cannot be interpreted as summary statistics of the population of interest.







# as312001: 12. Did you have the following situation last week? How was the degree? (1)Headache			
Information	[Type= discrete] [Format=numeric] [Range= 1-9] [Missing=*]		
Statistics [NW/ W]	[Valid=2851 /-] [Invalid=0 /-]		
Value	Label	Cases	Percentage
1	Never	1292	<div><div></div></div> 45.3%
2	Yes, a little	989	<div><div></div></div> 34.7%
3	Yes, some	402	<div><div></div></div> 14.1%
4	Yes, seriously	126	<div><div></div></div> 4.4%
5	Yes, very seriously	41	<div><div></div></div> 1.4%
9	Missing	1	<div><div></div></div> 0.0%
Warning: these figures indicate the number of cases found in the data file. They cannot be interpreted as summary statistics of the population of interest.			
# as312002: 12. Did you have the following situation last week? How was the degree? (2)Dizziness			
Information	[Type= discrete] [Format=numeric] [Range= 1-9] [Missing=*]		
Statistics [NW/ W]	[Valid=2851 /-] [Invalid=0 /-]		
Value	Label	Cases	Percentage
1	Never	1367	<div><div></div></div> 47.9%
2	Yes, a little	952	<div><div></div></div> 33.4%
3	Yes, some	380	<div><div></div></div> 13.3%
4	Yes, seriously	106	<div><div></div></div> 3.7%
5	Yes, very seriously	43	<div><div></div></div> 1.5%
9	Missing	3	<div><div></div></div> 0.1%
Warning: these figures indicate the number of cases found in the data file. They cannot be interpreted as summary statistics of the population of interest.			
# as312003: 12. Did you have the following situation last week? How was the degree? (3)Loneliness			
Information	[Type= discrete] [Format=numeric] [Range= 1-9] [Missing=*]		
Statistics [NW/ W]	[Valid=2851 /-] [Invalid=0 /-]		
Value	Label	Cases	Percentage
1	Never	1473	<div><div></div></div> 51.7%
2	Yes, a little	855	<div><div></div></div> 30.0%
3	Yes, some	350	<div><div></div></div> 12.3%
4	Yes, seriously	109	<div><div></div></div> 3.8%
5	Yes, very seriously	60	<div><div></div></div> 2.1%
9	Missing	4	<div><div></div></div> 0.1%
Warning: these figures indicate the number of cases found in the data file. They cannot be interpreted as summary statistics of the population of interest.			
# as312004: 12. Did you have the following situation last week? How was the degree? (4)Depressed			
Information	[Type= discrete] [Format=numeric] [Range= 1-9] [Missing=*]		
Statistics [NW/ W]	[Valid=2851 /-] [Invalid=0 /-]		
Value	Label	Cases	Percentage
1	Never	1144	<div><div></div></div> 40.1%
2	Yes, a little	954	<div><div></div></div> 33.5%
3	Yes, some	437	<div><div></div></div> 15.3%
4	Yes, seriously	202	<div><div></div></div> 7.1%
5	Yes, very seriously	110	<div><div></div></div> 3.9%
9	Missing	4	<div><div></div></div> 0.1%
Warning: these figures indicate the number of cases found in the data file. They cannot be interpreted as summary statistics of the population of interest.			

# as312005: 12. Did you have the following situation last week? How was the degree? (5)Excessive anxiety			
Information	[Type= discrete] [Format=numeric] [Range= 1-9] [Missing=*]		
Statistics [NW/ W]	[Valid=2851 /-] [Invalid=0 /-]		
Value	Label	Cases	Percentage
1	Never	1256	<div><div></div></div> 44.1%
2	Yes, a little	857	<div><div></div></div> 30.1%
3	Yes, some	432	<div><div></div></div> 15.2%
4	Yes, seriously	210	<div><div></div></div> 7.4%
5	Yes, very seriously	90	<div><div></div></div> 3.2%
9	Missing	6	<div><div></div></div> 0.2%
Warning: these figures indicate the number of cases found in the data file. They cannot be interpreted as summary statistics of the population of interest.			
# as312006: 12. Did you have the following situation last week? How was the degree? (6)Muscle pain			
Information	[Type= discrete] [Format=numeric] [Range= 1-9] [Missing=*]		
Statistics [NW/ W]	[Valid=2851 /-] [Invalid=0 /-]		
Value	Label	Cases	Percentage
1	Never	1207	<div><div></div></div> 42.3%
2	Yes, a little	896	<div><div></div></div> 31.4%
3	Yes, some	475	<div><div></div></div> 16.7%
4	Yes, seriously	188	<div><div></div></div> 6.6%
5	Yes, very seriously	80	<div><div></div></div> 2.8%
9	Missing	5	<div><div></div></div> 0.2%
Warning: these figures indicate the number of cases found in the data file. They cannot be interpreted as summary statistics of the population of interest.			
# as312007: 12. Did you have the following situation last week? How was the degree? (7)Insomnia			
Information	[Type= discrete] [Format=numeric] [Range= 1-9] [Missing=*]		
Statistics [NW/ W]	[Valid=2851 /-] [Invalid=0 /-]		
Value	Label	Cases	Percentage
1	Never	1708	<div><div></div></div> 59.9%
2	Yes, a little	635	<div><div></div></div> 22.3%
3	Yes, some	299	<div><div></div></div> 10.5%
4	Yes, seriously	125	<div><div></div></div> 4.4%
5	Yes, very seriously	77	<div><div></div></div> 2.7%
9	Missing	7	<div><div></div></div> 0.2%
Warning: these figures indicate the number of cases found in the data file. They cannot be interpreted as summary statistics of the population of interest.			
# as312008: 12. Did you have the following situation last week? How was the degree? (8)Numbness/tingling pain in certain parts of the body			
Information	[Type= discrete] [Format=numeric] [Range= 1-9] [Missing=*]		
Statistics [NW/ W]	[Valid=2851 /-] [Invalid=0 /-]		
Value	Label	Cases	Percentage
1	Never	2021	<div><div></div></div> 70.9%
2	Yes, a little	524	<div><div></div></div> 18.4%
3	Yes, some	190	<div><div></div></div> 6.7%
4	Yes, seriously	67	<div><div></div></div> 2.4%
5	Yes, very seriously	47	<div><div></div></div> 1.6%
9	Missing	2	<div><div></div></div> 0.1%
Warning: these figures indicate the number of cases found in the data file. They cannot be interpreted as summary statistics of the population of interest.			

as312009: 12. Did you have the following situation last week? How was the degree? (9)Feeling like your throat is clogged

Information [Type= discrete] [Format=numeric] [Range= 1-9] [Missing=*]

Statistics [NW/ W] [Valid=2851 /-] [Invalid=0 /-]







Value	Label	Cases	Percentage
1	Never	2227	 78.1%
2	Yes, a little	399	 14.0%
3	Yes, some	140	 4.9%
4	Yes, seriously	53	 1.9%
5	Yes, very seriously	26	 0.9%
9	Missing	6	 0.2%

Warning: these figures indicate the number of cases found in the data file. They cannot be interpreted as summary statistics of the population of interest.

as312010: 12. Did you have the following situation last week? How was the degree? (10)Weakness in certain parts of the body

Information [Type= discrete] [Format=numeric] [Range= 1-9] [Missing=*]

Statistics [NW/ W] [Valid=2851 /-] [Invalid=0 /-]






Value	Label	Cases	Percentage
1	Never	1623	 56.9%
2	Yes, a little	759	 26.6%
3	Yes, some	281	 9.9%
4	Yes, seriously	108	 3.8%
5	Yes, very seriously	68	 2.4%
9	Missing	12	 0.4%

Warning: these figures indicate the number of cases found in the data file. They cannot be interpreted as summary statistics of the population of interest.

as312011: 12. Did you have the following situation last week? How was the degree? (11)Desire to beat up or hurt someone

Information [Type= discrete] [Format=numeric] [Range= 1-9] [Missing=*]

Statistics [NW/ W] [Valid=2851 /-] [Invalid=0 /-]





Value	Label	Cases	Percentage
1	Never	2187	 76.7%
2	Yes, a little	410	 14.4%
3	Yes, some	144	 5.1%
4	Yes, seriously	45	 1.6%
5	Yes, very seriously	65	 2.3%
9	Missing	0	

Warning: these figures indicate the number of cases found in the data file. They cannot be interpreted as summary statistics of the population of interest.

as312012: 12. Did you have the following situation last week? How was the degree? (12)Waking up too early in the morning and not falling asleep after you lay back down

Information [Type= discrete] [Format=numeric] [Range= 1-9] [Missing=*]

Statistics [NW/ W] [Valid=2851 /-] [Invalid=0 /-]

Value	Label	Cases	Percentage
1	Never	2136	 74.9%
2	Yes, a little	428	 15.0%
3	Yes, some	155	 5.4%
4	Yes, seriously	67	 2.4%

as312012: 12. Did you have the following situation last week? How was the degree? (12)Waking up too early in the morning and not falling asleep after you lay back down

Value	Label	Cases	Percentage
5	Yes, very seriously	62	2.2%
9	Missing	3	0.1%

Warning: these figures indicate the number of cases found in the data file. They cannot be interpreted as summary statistics of the population of interest.

as312013: 12. Did you have the following situation last week? How was the degree? (13)Not sleeping well or waking up constantly throughout your sleep

Information	[Type= discrete] [Format=numeric] [Range= 1-9] [Missing=*]
Statistics [NW/ W]	[Valid=2851 /-] [Invalid=0 /-]

Value	Label	Cases	Percentage
1	Never	2077	72.9%
2	Yes, a little	479	16.8%
3	Yes, some	165	5.8%
4	Yes, seriously	67	2.4%
5	Yes, very seriously	61	2.1%
9	Missing	2	0.1%

Warning: these figures indicate the number of cases found in the data file. They cannot be interpreted as summary statistics of the population of interest.

as312014: 12. Did you have the following situation last week? How was the degree? (14)Arguing with others frequently

Information	[Type= discrete] [Format=numeric] [Range= 1-9] [Missing=*]
Statistics [NW/ W]	[Valid=2851 /-] [Invalid=0 /-]

Value	Label	Cases	Percentage
1	Never	2042	71.6%
2	Yes, a little	617	21.6%
3	Yes, some	132	4.6%
4	Yes, seriously	37	1.3%
5	Yes, very seriously	22	0.8%
9	Missing	1	0.0%

Warning: these figures indicate the number of cases found in the data file. They cannot be interpreted as summary statistics of the population of interest.

as312015: 12. Did you have the following situation last week? How was the degree? (15)Yelling/screaming or throwing things

Information	[Type= discrete] [Format=numeric] [Range= 1-9] [Missing=*]
Statistics [NW/ W]	[Valid=2851 /-] [Invalid=0 /-]

Value	Label	Cases	Percentage
1	Never	2456	86.1%
2	Yes, a little	252	8.8%
3	Yes, some	80	2.8%
4	Yes, seriously	40	1.4%
5	Yes, very seriously	23	0.8%
9	Missing	0	

Warning: these figures indicate the number of cases found in the data file. They cannot be interpreted as summary statistics of the population of interest.

as312016: 12. Did you have the following situation last week? How was the degree? (16)Losing the will to live

Information	[Type= discrete] [Format=numeric] [Range= 1-9] [Missing=*]
Statistics [NW/ W]	[Valid=2851 /-] [Invalid=0 /-]

# as312016: 12. Did you have the following situation last week? How was the degree? (16)Losing the will to live				
Value	Label	Cases	Percentage	
1	Never	2273	<div><div></div></div>	79.7%
2	Yes, a little	271	<div><div></div></div>	9.5%
3	Yes, some	111	<div><div></div></div>	3.9%
4	Yes, seriously	51	<div><div></div></div>	1.8%
5	Yes, very seriously	59	<div><div></div></div>	2.1%
8	This respondent did not answer this question, because he/sh	80	<div><div></div></div>	2.8%
9	Missing	6	<div><div></div></div>	0.2%
Warning: these figures indicate the number of cases found in the data file. They cannot be interpreted as summary statistics of the population of interest.				
# as312017: 12. Did you have the following situation last week? How was the degree? (17)Others				
Information		[Type= discrete] [Format=numeric] [Range= 1-9] [Missing=*]		
Statistics [NW/ W]		[Valid=2851 /-] [Invalid=0 /-]		
Value	Label	Cases	Percentage	
1	Never	2572	<div><div></div></div>	90.2%
2	Yes, a little	34	<div><div></div></div>	1.2%
3	Yes, some	23	<div><div></div></div>	0.8%
4	Yes, seriously	16	<div><div></div></div>	0.6%
5	Yes, very seriously	15	<div><div></div></div>	0.5%
8	This respondent did not answer this question, because he/sh	80	<div><div></div></div>	2.8%
9	Missing	111	<div><div></div></div>	3.9%
Warning: these figures indicate the number of cases found in the data file. They cannot be interpreted as summary statistics of the population of interest.				
# as313001: 13. How satisfied are you with the following? (1)Academic performance				
Information		[Type= discrete] [Format=numeric] [Range= 1-9] [Missing=*]		
Statistics [NW/ W]		[Valid=2851 /-] [Invalid=0 /-]		
Value	Label	Cases	Percentage	
1	Very satisfied	170	<div><div></div></div>	6.0%
2	Satisfied	1180	<div><div></div></div>	41.4%
3	Not so satisfied	1239	<div><div></div></div>	43.5%
4	Strongly not satisfied	262	<div><div></div></div>	9.2%
9	Missing	0	<div><div></div></div>	
Warning: these figures indicate the number of cases found in the data file. They cannot be interpreted as summary statistics of the population of interest.				
# as313002: 13. How satisfied are you with the following? (2)Relationship with classmates and friends				
Information		[Type= discrete] [Format=numeric] [Range= 1-9] [Missing=*]		
Statistics [NW/ W]		[Valid=2851 /-] [Invalid=0 /-]		
Value	Label	Cases	Percentage	
1	Very satisfied	625	<div><div></div></div>	21.9%
2	Satisfied	1812	<div><div></div></div>	63.6%
3	Not so satisfied	346	<div><div></div></div>	12.1%
4	Strongly not satisfied	67	<div><div></div></div>	2.4%
9	Missing	1	<div><div></div></div>	0.0%
Warning: these figures indicate the number of cases found in the data file. They cannot be interpreted as summary statistics of the population of interest.				
# as313003: 13. How satisfied are you with the following? (3)Relationship with father				
Information		[Type= discrete] [Format=numeric] [Range= 0-9] [Missing=*]		

# as313003: 13. How satisfied are you with the following? (3)Relationship with father			
Statistics [NW/ W]	[Valid=2851 /-] [Invalid=0 /-]		
Value	Label	Cases	Percentage
0	Not applicable	14	0.5%
1	Very satisfied	679	23.8%
2	Satisfied	1483	52.0%
3	Not so satisfied	477	16.7%
4	Strongly not satisfied	187	6.6%
9	Missing	11	0.4%
Warning: these figures indicate the number of cases found in the data file. They cannot be interpreted as summary statistics of the population of interest.			
# as313004: 13. How satisfied are you with the following? (4)Relationship with mother			
Information	[Type= discrete] [Format=numeric] [Range= 0-9] [Missing=*]		
Statistics [NW/ W]	[Valid=2851 /-] [Invalid=0 /-]		
Value	Label	Cases	Percentage
0	Not applicable	7	0.2%
1	Very satisfied	829	29.1%
2	Satisfied	1527	53.6%
3	Not so satisfied	377	13.2%
4	Strongly not satisfied	107	3.8%
9	Missing	4	0.1%
Warning: these figures indicate the number of cases found in the data file. They cannot be interpreted as summary statistics of the population of interest.			
# as313005: 13. How satisfied are you with the following? (5)Relationship with teachers			
Information	[Type= discrete] [Format=numeric] [Range= 1-9] [Missing=*]		
Statistics [NW/ W]	[Valid=2851 /-] [Invalid=0 /-]		
Value	Label	Cases	Percentage
1	Very satisfied	423	14.8%
2	Satisfied	1707	59.9%
3	Not so satisfied	531	18.6%
4	Strongly not satisfied	187	6.6%
9	Missing	3	0.1%
Warning: these figures indicate the number of cases found in the data file. They cannot be interpreted as summary statistics of the population of interest.			
# as313006: 13. How satisfied are you with the following? (6)Family financial condition			
Information	[Type= discrete] [Format=numeric] [Range= 1-9] [Missing=*]		
Statistics [NW/ W]	[Valid=2851 /-] [Invalid=0 /-]		
Value	Label	Cases	Percentage
1	Very satisfied	591	20.7%
2	Satisfied	1726	60.5%
3	Not so satisfied	435	15.3%
4	Strongly not satisfied	96	3.4%
9	Missing	3	0.1%
Warning: these figures indicate the number of cases found in the data file. They cannot be interpreted as summary statistics of the population of interest.			
# as313007: 13. How satisfied are you with the following? (7)Appearance			
Information	[Type= discrete] [Format=numeric] [Range= 1-9] [Missing=*]		
Statistics [NW/ W]	[Valid=2851 /-] [Invalid=0 /-]		

# as313007: 13. How satisfied are you with the following? (7)Appearance			
Value	Label	Cases	Percentage
1	Very satisfied	414	<div><div></div></div> 14.5%
2	Satisfied	1591	<div><div></div></div> 55.8%
3	Not so satisfied	676	<div><div></div></div> 23.7%
4	Strongly not satisfied	170	<div><div></div></div> 6.0%
9	Missing	0	
Warning: these figures indicate the number of cases found in the data file. They cannot be interpreted as summary statistics of the population of interest.			
# as313008: 13. How satisfied are you with the following? (8)Body figure			
Information	[Type= discrete] [Format=numeric] [Range= 1-9] [Missing=*]		
Statistics [NW/ W]	[Valid=2851 /-] [Invalid=0 /-]		
Value	Label	Cases	Percentage
1	Very satisfied	320	<div><div></div></div> 11.2%
2	Satisfied	1224	<div><div></div></div> 42.9%
3	Not so satisfied	1007	<div><div></div></div> 35.3%
4	Strongly not satisfied	300	<div><div></div></div> 10.5%
9	Missing	0	
Warning: these figures indicate the number of cases found in the data file. They cannot be interpreted as summary statistics of the population of interest.			
# as313009: 13. How satisfied are you with the following? (9)Gender			
Information	[Type= discrete] [Format=numeric] [Range= 1-9] [Missing=*]		
Statistics [NW/ W]	[Valid=2851 /-] [Invalid=0 /-]		
Value	Label	Cases	Percentage
1	Very satisfied	1123	<div><div></div></div> 39.4%
2	Satisfied	1393	<div><div></div></div> 48.9%
3	Not so satisfied	249	<div><div></div></div> 8.7%
4	Strongly not satisfied	85	<div><div></div></div> 3.0%
9	Missing	1	0.0%
Warning: these figures indicate the number of cases found in the data file. They cannot be interpreted as summary statistics of the population of interest.			
# as314000: 14. If there is no restriction, what would you like to work as? (single choice)			
Information	[Type= discrete] [Format=numeric] [Range= 1-99] [Missing=*]		
Statistics [NW/ W]	[Valid=2851 /-] [Invalid=0 /-]		
Value	Label	Cases	Percentage
1	Entrepreneur (boss)	259	<div><div></div></div> 9.1%
2	Professional (engineer, architect, professor)	225	<div><div></div></div> 7.9%
3	Health care professionals (doctor, nurse,biology scientist)	285	<div><div></div></div> 10.0%
4	Elementary or middle school teacher	254	<div><div></div></div> 8.9%
5	Lawyer or legal professionals	94	<div><div></div></div> 3.3%
6	Other professionals (artist, writer, journalist, designer)	411	<div><div></div></div> 14.4%
7	Financing or selling professionals (salesman, promotion work	96	<div><div></div></div> 3.4%
8	Other assistant professionals (social worker, actor, profess	194	<div><div></div></div> 6.8%
9	Government administrative staff	38	<div><div></div></div> 1.3%
10	Catering, transport, traveling professionals	129	<div><div></div></div> 4.5%
11	Security service workers (police, fireman, lifeguard)	59	<div><div></div></div> 2.1%
12	Computer or information engineer	471	<div><div></div></div> 16.5%
13	Retail workers (model, sales clerk, stall keeper, market sal	131	<div><div></div></div> 4.6%

# as314000: 14. If there is no restriction, what would you like to work as? (single choice)			
Value	Label	Cases	Percentage
14	Others, please explain:	150	<div><div></div></div> 5.3%
99	Missing	55	<div><div></div></div> 1.9%
Warning: these figures indicate the number of cases found in the data file. They cannot be interpreted as summary statistics of the population of interest.			
# as315001: 15. Did any of the following happen last year? (1)I severed the tie with my close friend			
Information	[Type= discrete] [Format=numeric] [Range= 1-9] [Missing=*]		
Statistics [NW/ W]	[Valid=2851 /-] [Invalid=0 /-]		
Value	Label	Cases	Percentage
1	Yes	1019	<div><div></div></div> 35.7%
2	No	1828	<div><div></div></div> 64.1%
9	Missing	4	<div><div></div></div> 0.1%
Warning: these figures indicate the number of cases found in the data file. They cannot be interpreted as summary statistics of the population of interest.			
# as315002: 15. Did any of the following happen last year? (2)My sibling(s) ran away from home(0single child please ✓ , do not circle this question)			
Information	[Type= discrete] [Format=numeric] [Range= 0-9] [Missing=*]		
Statistics [NW/ W]	[Valid=2851 /-] [Invalid=0 /-]		
Value	Label	Cases	Percentage
0	Skipped (single child please , don't circle this question)	154	<div><div></div></div> 5.4%
1	Yes	119	<div><div></div></div> 4.2%
2	No	2526	<div><div></div></div> 88.6%
9	Missing	52	<div><div></div></div> 1.8%
Warning: these figures indicate the number of cases found in the data file. They cannot be interpreted as summary statistics of the population of interest.			
# as315003: 15. Did any of the following happen last year? (3)My parents divorced or separated			
Information	[Type= discrete] [Format=numeric] [Range= 0-9] [Missing=*]		
Statistics [NW/ W]	[Valid=2851 /-] [Invalid=0 /-]		
Value	Label	Cases	Percentage
0	Not applicable	2	<div><div></div></div> 0.1%
1	Yes	259	<div><div></div></div> 9.1%
2	No	2587	<div><div></div></div> 90.7%
9	Missing	3	<div><div></div></div> 0.1%
Warning: these figures indicate the number of cases found in the data file. They cannot be interpreted as summary statistics of the population of interest.			
# as315004: 15. Did any of the following happen last year? (4)My grades and ranking in class obviously dropped			
Information	[Type= discrete] [Format=numeric] [Range= 1-9] [Missing=*]		
Statistics [NW/ W]	[Valid=2851 /-] [Invalid=0 /-]		
Value	Label	Cases	Percentage
1	Yes	1757	<div><div></div></div> 61.6%
2	No	1093	<div><div></div></div> 38.3%
9	Missing	1	<div><div></div></div> 0.0%
Warning: these figures indicate the number of cases found in the data file. They cannot be interpreted as summary statistics of the population of interest.			
# as315005: 15. Did any of the following happen last year? (5)I started wearing glasses or dental braces			
Information	[Type= discrete] [Format=numeric] [Range= 1-9] [Missing=*]		
Statistics [NW/ W]	[Valid=2851 /-] [Invalid=0 /-]		

# as315005: 15. Did any of the following happen last year? (5)I started wearing glasses or dental braces			
Value	Label	Cases	Percentage
1	Yes	926	<div><div></div></div> 32.5%
2	No	1918	<div><div></div></div> 67.3%
9	Missing	7	0.2%
Warning: these figures indicate the number of cases found in the data file. They cannot be interpreted as summary statistics of the population of interest.			
# as315006: 15. Did any of the following happen last year? (6)My family became poorer			
Information	[Type= discrete] [Format=numeric] [Range= 1-9] [Missing=*]		
Statistics [NW/ W]	[Valid=2851 /-] [Invalid=0 /-]		
Value	Label	Cases	Percentage
1	Yes	510	<div><div></div></div> 17.9%
2	No	2339	<div><div></div></div> 82.0%
9	Missing	2	0.1%
Warning: these figures indicate the number of cases found in the data file. They cannot be interpreted as summary statistics of the population of interest.			
# as315007: 15. Did any of the following happen last year? (7)My parents argued more often			
Information	[Type= discrete] [Format=numeric] [Range= 0-9] [Missing=*]		
Statistics [NW/ W]	[Valid=2851 /-] [Invalid=0 /-]		
Value	Label	Cases	Percentage
0	Not applicable	4	0.1%
1	Yes	365	<div><div></div></div> 12.8%
2	No	2476	<div><div></div></div> 86.8%
9	Missing	6	0.2%
Warning: these figures indicate the number of cases found in the data file. They cannot be interpreted as summary statistics of the population of interest.			
# as315008: 15. Did any of the following happen last year? (8)Father or mother was absent from home more often			
Information	[Type= discrete] [Format=numeric] [Range= 1-9] [Missing=*]		
Statistics [NW/ W]	[Valid=2851 /-] [Invalid=0 /-]		
Value	Label	Cases	Percentage
1	Yes	647	<div><div></div></div> 22.7%
2	No	2202	<div><div></div></div> 77.2%
9	Missing	2	0.1%
Warning: these figures indicate the number of cases found in the data file. They cannot be interpreted as summary statistics of the population of interest.			
# as315009: 15. Did any of the following happen last year? (9)I had conflicts with classmates			
Information	[Type= discrete] [Format=numeric] [Range= 1-9] [Missing=*]		
Statistics [NW/ W]	[Valid=2851 /-] [Invalid=0 /-]		
Value	Label	Cases	Percentage
1	Yes	1009	<div><div></div></div> 35.4%
2	No	1840	<div><div></div></div> 64.5%
9	Missing	2	0.1%
Warning: these figures indicate the number of cases found in the data file. They cannot be interpreted as summary statistics of the population of interest.			
# as315010: 15. Did any of the following happen last year? (10)I was seriously ill or injured			
Information	[Type= discrete] [Format=numeric] [Range= 1-9] [Missing=*]		
Statistics [NW/ W]	[Valid=2851 /-] [Invalid=0 /-]		

# as315010: 15. Did any of the following happen last year? (10)I was seriously ill or injured			
Value	Label	Cases	Percentage
1	Yes	350	<div><div></div></div> 12.3%
2	No	2499	<div><div></div></div> 87.7%
9	Missing	2	0.1%
Warning: these figures indicate the number of cases found in the data file. They cannot be interpreted as summary statistics of the population of interest.			
# as315011: 15. Did any of the following happen last year? (11)I transferred to another school			
Information	[Type= discrete] [Format=numeric] [Range= 1-9] [Missing=*]		
Statistics [NW/ W]	[Valid=2851 /-] [Invalid=0 /-]		
Value	Label	Cases	Percentage
1	Yes	125	<div><div></div></div> 4.4%
2	No	2725	<div><div></div></div> 95.6%
9	Missing	1	0.0%
Warning: these figures indicate the number of cases found in the data file. They cannot be interpreted as summary statistics of the population of interest.			
# as315012: 15. Did any of the following happen last year? (12)I began smoking, drinking, and using drugs			
Information	[Type= discrete] [Format=numeric] [Range= 1-9] [Missing=*]		
Statistics [NW/ W]	[Valid=2851 /-] [Invalid=0 /-]		
Value	Label	Cases	Percentage
1	Yes	189	<div><div></div></div> 6.6%
2	No	2661	<div><div></div></div> 93.3%
9	Missing	1	0.0%
Warning: these figures indicate the number of cases found in the data file. They cannot be interpreted as summary statistics of the population of interest.			
# as315013: 15. Did any of the following happen last year? (13)I caused some troubles at school			
Information	[Type= discrete] [Format=numeric] [Range= 1-9] [Missing=*]		
Statistics [NW/ W]	[Valid=2851 /-] [Invalid=0 /-]		
Value	Label	Cases	Percentage
1	Yes	225	<div><div></div></div> 7.9%
2	No	2624	<div><div></div></div> 92.0%
9	Missing	2	0.1%
Warning: these figures indicate the number of cases found in the data file. They cannot be interpreted as summary statistics of the population of interest.			
# as315014: 15. Did any of the following happen last year? (14)I was prohibited from participating in major school activities (e.g., sports, band, or student clubs)			
Information	[Type= discrete] [Format=numeric] [Range= 1-9] [Missing=*]		
Statistics [NW/ W]	[Valid=2851 /-] [Invalid=0 /-]		
Value	Label	Cases	Percentage
1	Yes	148	<div><div></div></div> 5.2%
2	No	2703	<div><div></div></div> 94.8%
9	Missing	0	
Warning: these figures indicate the number of cases found in the data file. They cannot be interpreted as summary statistics of the population of interest.			
# as315015: 15. Did any of the following happen last year? (15)I ran away from home			
Information	[Type= discrete] [Format=numeric] [Range= 1-9] [Missing=*]		
Statistics [NW/ W]	[Valid=2851 /-] [Invalid=0 /-]		

# as315015: 15. Did any of the following happen last year? (15)I ran away from home			
Value	Label	Cases	Percentage
1	Yes	82	<div><div></div></div> 2.9%
2	No	2767	<div><div></div></div> 97.1%
9	Missing	2	0.1%
Warning: these figures indicate the number of cases found in the data file. They cannot be interpreted as summary statistics of the population of interest.			
# as315016: 15. Did any of the following happen last year? (16)My father or my mother got laid off			
Information	[Type= discrete] [Format=numeric] [Range= 1-9] [Missing=*]		
Statistics [NW/ W]	[Valid=2851 /-] [Invalid=0 /-]		
Value	Label	Cases	Percentage
1	Yes	146	<div><div></div></div> 5.1%
2	No	2704	<div><div></div></div> 94.8%
9	Missing	1	0.0%
Warning: these figures indicate the number of cases found in the data file. They cannot be interpreted as summary statistics of the population of interest.			
# as315017: 15. Did any of the following happen last year? (17)I argued with my parents more often			
Information	[Type= discrete] [Format=numeric] [Range= 1-9] [Missing=*]		
Statistics [NW/ W]	[Valid=2851 /-] [Invalid=0 /-]		
Value	Label	Cases	Percentage
1	Yes	358	<div><div></div></div> 12.6%
2	No	2489	<div><div></div></div> 87.3%
9	Missing	4	0.1%
Warning: these figures indicate the number of cases found in the data file. They cannot be interpreted as summary statistics of the population of interest.			
# as315018: 15. Did any of the following happen last year? (18)My pet died			
Information	[Type= discrete] [Format=numeric] [Range= 1-9] [Missing=*]		
Statistics [NW/ W]	[Valid=2851 /-] [Invalid=0 /-]		
Value	Label	Cases	Percentage
1	Yes	258	<div><div></div></div> 9.0%
2	No	2590	<div><div></div></div> 90.8%
9	Missing	3	0.1%
Warning: these figures indicate the number of cases found in the data file. They cannot be interpreted as summary statistics of the population of interest.			
# as315019: 15. Did any of the following happen last year? (19)My father or my mother passed away			
Information	[Type= discrete] [Format=numeric] [Range= 1-9] [Missing=*]		
Statistics [NW/ W]	[Valid=2851 /-] [Invalid=0 /-]		
Value	Label	Cases	Percentage
1	Yes	58	<div><div></div></div> 2.0%
2	No	2793	<div><div></div></div> 98.0%
9	Missing	0	
Warning: these figures indicate the number of cases found in the data file. They cannot be interpreted as summary statistics of the population of interest.			
# as315020: 15. Did any of the following happen last year? (20)My close relative passed away			
Information	[Type= discrete] [Format=numeric] [Range= 1-9] [Missing=*]		
Statistics [NW/ W]	[Valid=2851 /-] [Invalid=0 /-]		
Value	Label	Cases	Percentage
1	Yes	522	<div><div></div></div> 18.3%

# as315020: 15. Did any of the following happen last year? (20)My close relative passed away			
Value	Label	Cases	Percentage
2	No	2329	<div><div></div></div> 81.7%
9	Missing	0	
Warning: these figures indicate the number of cases found in the data file. They cannot be interpreted as summary statistics of the population of interest.			
# as316000: 15. Have you grown taller recently?			
Information	[Type= discrete] [Format=numeric] [Range= 1-9] [Missing=*]		
Statistics [NW/ W]	[Valid=2851 /-] [Invalid=0 /-]		
Value	Label	Cases	Percentage
1	I am not growing taller	97	<div><div></div></div> 3.4%
2	I have grown a little taller	1949	<div><div></div></div> 68.4%
3	I am growing a lot taller	336	<div><div></div></div> 11.8%
4	I don't think I will be growing any taller	466	<div><div></div></div> 16.3%
9	Missing	3	0.1%
Warning: these figures indicate the number of cases found in the data file. They cannot be interpreted as summary statistics of the population of interest.			
# as317000: 17. What's the growth condition of your body hair (armpit hair and pubes) ?			
Information	[Type= discrete] [Format=numeric] [Range= 1-9] [Missing=*]		
Statistics [NW/ W]	[Valid=2851 /-] [Invalid=0 /-]		
Value	Label	Cases	Percentage
1	It didn't grow out yet	76	<div><div></div></div> 2.7%
2	It grew a little	940	<div><div></div></div> 33.0%
3	It apparently grew	1471	<div><div></div></div> 51.6%
4	It fully grew	355	<div><div></div></div> 12.5%
9	Missing	9	0.3%
Warning: these figures indicate the number of cases found in the data file. They cannot be interpreted as summary statistics of the population of interest.			
# as318000: 18. Do you have acne?			
Information	[Type= discrete] [Format=numeric] [Range= 1-9] [Missing=*]		
Statistics [NW/ W]	[Valid=2851 /-] [Invalid=0 /-]		
Value	Label	Cases	Percentage
1	I didn't have any	278	<div><div></div></div> 9.8%
2	I have a little	1696	<div><div></div></div> 59.5%
3	I have some	826	<div><div></div></div> 29.0%
4	I have a lot	48	<div><div></div></div> 1.7%
9	Missing	3	0.1%
Warning: these figures indicate the number of cases found in the data file. They cannot be interpreted as summary statistics of the population of interest.			

# as319000: 19. Have your voice changed?			
Information	[Type= discrete] [Format=numeric] [Range= 1-9] [Missing=*]		
Statistics [NW/ W]	[Valid=2851 /-] [Invalid=0 /-]		
Value	Label	Cases	Percentage
1	No change	1041	<div><div></div></div> 36.5%
2	A little change	1199	<div><div></div></div> 42.1%
3	Obviously change	513	<div><div></div></div> 18.0%
4	It is gotten a lot deeper	95	<div><div></div></div> 3.3%
9	Missing	3	<div><div></div></div> 0.1%
Warning: these figures indicate the number of cases found in the data file. They cannot be interpreted as summary statistics of the population of interest.			
# as320000: 20. Have you gained weight recently?			
Information	[Type= discrete] [Format=numeric] [Range= 1-9] [Missing=*]		
Statistics [NW/ W]	[Valid=2851 /-] [Invalid=0 /-]		
Value	Label	Cases	Percentage
1	I haven't gained yet	284	<div><div></div></div> 10.0%
2	I gained a little	1865	<div><div></div></div> 65.4%
3	I gained a lot	567	<div><div></div></div> 19.9%
4	I won't gain more	122	<div><div></div></div> 4.3%
9	Missing	13	<div><div></div></div> 0.5%
Warning: these figures indicate the number of cases found in the data file. They cannot be interpreted as summary statistics of the population of interest.			
# as321000: 21. Have you begun to grow beard?			
Information	[Type= discrete] [Format=numeric] [Range= 0-9] [Missing=*]		
Statistics [NW/ W]	[Valid=2851 /-] [Invalid=0 /-]		
Value	Label	Cases	Percentage
0	Skipped (For males, females please jump to the 22th questio	1423	<div><div></div></div> 49.9%
1	I haven't grown yet	286	<div><div></div></div> 10.0%
2	I grew a little	928	<div><div></div></div> 32.5%
3	I grew a lot	196	<div><div></div></div> 6.9%
4	I have grown completely	14	<div><div></div></div> 0.5%
9	Missing	4	<div><div></div></div> 0.1%
Warning: these figures indicate the number of cases found in the data file. They cannot be interpreted as summary statistics of the population of interest.			
# as322000: 22. Have your menstruation come?			
Information	[Type= discrete] [Format=numeric] [Range= 0-9] [Missing=*]		
Statistics [NW/ W]	[Valid=2851 /-] [Invalid=0 /-]		
Value	Label	Cases	Percentage
0	Skipped (For females, male please jump to the 23thquestion)	1428	<div><div></div></div> 50.1%
1	It already came (if you circled (1), please answer 22a.)	1409	<div><div></div></div> 49.4%
2	Not yet (if you circled (2), please answer 23.)	13	<div><div></div></div> 0.5%
9	Missing	1	<div><div></div></div> 0.0%
Warning: these figures indicate the number of cases found in the data file. They cannot be interpreted as summary statistics of the population of interest.			
# as322a00: 22. Have your menstruation come?When?			
Information	[Type= discrete] [Format=numeric] [Range= 0-9] [Missing=*]		
Statistics [NW/ W]	[Valid=2851 /-] [Invalid=0 /-]		

# as322a00: 22. Have your menstruation come?When?			
Value	Label	Cases	Percentage
0	Not applicable	1441	<div><div></div></div> 50.5%
1	Primary school	759	<div><div></div></div> 26.6%
2	Junior high school	625	<div><div></div></div> 21.9%
9	Missing	26	<div><div></div></div> 0.9%
Warning: these figures indicate the number of cases found in the data file. They cannot be interpreted as summary statistics of the population of interest.			
# as322a01: 22a.Has your menstruation come?Which grade it happened?			
Information	[Type= discrete] [Format=numeric] [Range= 0-9] [Missing=*]		
Statistics [NW/ W]	[Valid=2851 /-] [Invalid=0 /-]		
Value	Label	Cases	Percentage
0	Not applicable	1441	<div><div></div></div> 50.5%
1	1 grade	389	<div><div></div></div> 13.6%
2	2 grade	186	<div><div></div></div> 6.5%
3	3 grade	45	<div><div></div></div> 1.6%
4	4 grade	42	<div><div></div></div> 1.5%
5	5 grade	231	<div><div></div></div> 8.1%
6	6 grade	485	<div><div></div></div> 17.0%
9	Missing	32	<div><div></div></div> 1.1%
Warning: these figures indicate the number of cases found in the data file. They cannot be interpreted as summary statistics of the population of interest.			
# as323000: 23. How many students are there in your class?_____students			
Information	[Type= continuous] [Format=numeric] [Range= 19-54] [Missing=*]		
Statistics [NW/ W]	[Valid=2851 /-] [Invalid=0 /-] [Mean=37.059 /-] [StdDev=6.066 /-]		
# as323a00: 23a. How many students were there in your class when you were in the 6th grade in primary school?			
Information	[Type= continuous] [Format=numeric] [Range= 1-99] [Missing=*]		
Statistics [NW/ W]	[Valid=2851 /-] [Invalid=0 /-]		
Value	Label	Cases	Percentage
97	Don't know, I forgot	2	<div><div></div></div> 3.9%
99	Missing	49	<div><div></div></div> 96.1%
Warning: these figures indicate the number of cases found in the data file. They cannot be interpreted as summary statistics of the population of interest.			
# astimey: Year of Research			
Information	[Type= discrete] [Format=numeric] [Range= 0-0] [Missing=*]		
Statistics [NW/ W]	[Valid=2851 /-] [Invalid=0 /-]		
Value	Label	Cases	Percentage
0	AD2000	2851	<div><div></div></div> 100.0%
Warning: these figures indicate the number of cases found in the data file. They cannot be interpreted as summary statistics of the population of interest.			
# astimem: Month of Research			
Information	[Type= discrete] [Format=numeric] [Range= 3-3] [Missing=*]		
Statistics [NW/ W]	[Valid=2851 /-] [Invalid=0 /-]		
Value	Label	Cases	Percentage
3	March	2851	<div><div></div></div> 100.0%
Warning: these figures indicate the number of cases found in the data file. They cannot be interpreted as summary statistics of the population of interest.			