

Taiwan

Tourism Bureau, Republic of China(Taiwan)

**2015 Annual Survey of Visitors
Expenditure and Trends in Taiwan**

Study Documentation

February 26, 2018

Metadata Production

Metadata Producer(s)	Survey Research Data Archive(SRDA) (SRDA)
Production Date	February 23, 2016
Version	V2
Identification	AG010015en

Table of Contents

Overview.....	4
Scope & Coverage.....	4
Producers & Sponsors.....	4
Sampling.....	4
Data Collection.....	5
Data Processing & Appraisal.....	5
Accessibility.....	5
Files Description.....	6
data2015.....	6
Variables Group(s).....	7
Case Number.....	7
A、 General Information.....	7
B、 Plan for Your Trip.....	7
C、 Expenditure Behavior.....	11
D、 Tourist Behavior.....	14
E、 Personal Information.....	24
created variables.....	24
Variables Description.....	25
data2015.....	26

2015 Annual Survey of Visitors Expenditure and Trends in Taiwan

2015 Annual Survey of Visitors Expenditure and Trends in Taiwan

Overview	
Type	Annual Survey of Visitors Expenditure and Trends in Taiwan
Identification	AG010015en
Version	Production Date: 2018-02-27 2
Abstract <p>The Tourism Bureau, MOTC expects to understand the motives, viewpoints, tendencies and consumption of the inbound visitors in Taiwan in 2015 to supply reference material to tourist related organizations to improve sightseeing facilities in Taiwan and to plan international tourism advertising and marketing strategies. The survey can be a source of information to estimate the amount of visitor expenditures. Here at the Tourism Bureau, MOTC, we proceeded with the survey at the Taiwan Taoyuan International Airport, Kaohsiung International Airport, Taipei Songshan Airport, and Taichung Airport, interviewing inbound visitors, as they were about to leave Taiwan.</p> <p>The objects of this survey were the foreign and overseas Chinese inbound visitors from January 1 to December 31, 2015 (excluding the foreign and overseas Chinese transit visitors). This survey still adopted the method of “Quota Sampling”, which conformed best to the control of working standards and the characteristics of the samples to achieve random and sample representatives. The number of valid samples was 7239 persons in total.</p>	
Kind of Data	抽查(Sampling Survey)
Unit of Analysis	individuals

Scope & Coverage	
Time Period(s)	2015
Countries	Taiwan
Geographic Coverage Taiwan Taoyuan International Airport, Kaohsiung International Airport and Taipei Songshan Airport, Taichung City	
Universe The objects of this survey were the foreign and overseas Chinese inbound visitors from January 1 to December 31, 2015 (excluding the foreign and overseas Chinese transit visitors)	

Producers & Sponsors	
Primary Investigator(s)	Tourism Bureau, Republic of China(Taiwan)
Other Producer(s)	Tourism Bureau
Funding Agency/ies	Tourism Bureau, Republic of China(Taiwan)

Sampling	
Sampling Procedure This survey still adopted the method of “Quota Sampling”, which conformed best to the control of working standards and the characteristics of the samples to achieve random and sample representatives.	

Data Collection	
Data Collection Dates	start 2015-01-01 end 2015-12-31
Data Collection Mode	面訪（面對面訪問；CAPI）

Data Processing & Appraisal	
Data Editing CSR has checked wild codes and out-of-range values, to validate and clean data.	

Accessibility	
Contact(s)	Survey Research Data Archive , https://srda.sinica.edu.tw , srda@gate.sinica.edu.tw
Distributor(s)	Survey Research Data Archive
Depositor(s)	Tourism Bureau, Republic of China(Taiwan)
Access Conditions 公共版(網路會員、一般會員、院內會員)	

Files Description

Dataset contains 1 file(s)

data2015	
# Cases	7239
# Variable(s)	252

Variables Group(s)

Dataset contains 7 group(s)

Group Case Number							
#	Name	Label	Type	Format	Valid	Invalid	Question
1	id	Case number	continuous	numeric-11.0	7239	0	-

Group A、General Information							
#	Name	Label	Type	Format	Valid	Invalid	Question
1	a1	a1 Stay in Taiwan __day(s)	continuous	numeric-5.0	7239	0	-
2	a2	a2 How many times have you been to Taiwan in the past three years (including this time)?	continuous	numeric-5.0	7239	0	-
3	a3	a3 How many days did you spend planning for this trip before you left for Taiwan? __days	continuous	numeric-5.0	7239	0	-

Group B、Plan for Your Trip							
#	Name	Label	Type	Format	Valid	Invalid	Question
1	b1_1	b1_1 Have you ever obtained pre-travel information about Taiwan from official government tourism promotion campaigns or travel reports?	discrete	numeric-5.0	7239	0	-
2	b1_2a	b1_2a How would you rate the source of information's influence on your decision to visit Taiwan? Newspapers, magazines, books	discrete	numeric-5.0	4181	3058	-
3	b1_2b	b1_2b How would you rate the source of information's influence on your decision to visit Taiwan? Underground(subway), advertisement on buses	discrete	numeric-5.0	4181	3058	-
4	b1_2c	b1_2c How would you rate the source of information's influence on your decision to visit Taiwan? TV, radio	discrete	numeric-5.0	4181	3058	-
5	b1_2d	b1_2d How would you rate the source of information's influence on your decision to visit Taiwan? International travel exhibitions	discrete	numeric-5.0	4181	3058	-
6	b1_2e	b1_2e How would you rate the source of information's influence on your decision to visit Taiwan? Outdoor advertisements or billboards	discrete	numeric-5.0	4181	3058	-

#	Name	Label	Type	Format	Valid	Invalid	Question
7	b1_2f	b1_2f How would you rate the source of information's influence on your decision to visit Taiwan? Tourism leaflets of travel agencies	discrete	numeric-5.0	4181	3058	-
8	b1_2g	b1_2g How would you rate the source of information's influence on your decision to visit Taiwan? Word-of-mouth recommendations from friends or relatives	discrete	numeric-5.0	4181	3058	-
9	b1_2h	b1_2h How would you rate the source of information's influence on your decision to visit Taiwan? Internet	discrete	numeric-5.0	4181	3058	-
10	b1_2h_1	b1_2h_1 Reference websites? Public web portals	discrete	numeric-5.0	2624	4615	-
11	b1_2h_2	b1_2h_2 Reference websites? Social networking service	discrete	numeric-5.0	2624	4615	-
12	b1_2h_3	b1_2h_3 Reference websites? Official websites of tourism-related organizations	discrete	numeric-5.0	2624	4615	-
13	b1_2h_4	b1_2h_4 Reference websites? Forums of blogs or bbs.	discrete	numeric-5.0	2624	4615	-
14	b1_2h_5	b1_2h_5 Reference websites? others	discrete	numeric-5.0	2624	4615	-
15	b2_1_1	b2_1_1 Where do you plan to get travel information after your arrival in Taiwan? Airport Arrival Hall	discrete	numeric-5.0	7239	0	-
16	b2_1_2	b2_1_2 Where do you plan to get travel information after your arrival in Taiwan? Ground Transportation Center	discrete	numeric-5.0	7239	0	-
17	b2_1_3	b2_1_3 Where do you plan to get travel information after your arrival in Taiwan? Travel Agency	discrete	numeric-5.0	7239	0	-
18	b2_1_4	b2_1_4 Where do you plan to get travel information after your arrival in Taiwan? Visitor Information Center	discrete	numeric-5.0	7239	0	-
19	b2_1_5	b2_1_5 Where do you plan to get travel information after your arrival in Taiwan? Hotel	discrete	numeric-5.0	7239	0	-
20	b2_1_6	b2_1_6 Where do you plan to get travel information after your arrival in Taiwan? Convenient Store	discrete	numeric-5.0	7239	0	-
21	b2_1_7	b2_1_7 Where do you plan to get travel information after your arrival in Taiwan? Restaurant	discrete	numeric-5.0	7239	0	-
22	b2_1_8	b2_1_8 Where do you plan to get travel information	discrete	numeric-5.0	7239	0	-

#	Name	Label	Type	Format	Valid	Invalid	Question
		after your arrival in Taiwan? Internet					
23	b2_1_9	b2_1_9 Where do you plan to get travel information after your arrival in Taiwan? Mobile Phone	discrete	numeric-5.0	7239	0	-
24	b2_1_10	b2_1_10 Where do you plan to get travel information after your arrival in Taiwan? Others	discrete	numeric-5.0	7239	0	-
25	b2_2_1	b2_2_1 What kind of tourism information do you hope to get after arriving in Taiwan? Service items and travel programs of travel agencies	discrete	numeric-5.0	7239	0	-
26	b2_2_2	b2_2_2 What kind of tourism information do you hope to get after arriving in Taiwan? Transportation information (railway, MRT, car rentals)	discrete	numeric-5.0	7239	0	-
27	b2_2_3	b2_2_3 What kind of tourism information do you hope to get after arriving in Taiwan? Travel or road maps	discrete	numeric-5.0	7239	0	-
28	b2_2_4	b2_2_4 What kind of tourism information do you hope to get after arriving in Taiwan? Restaurant information	discrete	numeric-5.0	7239	0	-
29	b2_2_5	b2_2_5 What kind of tourism information do you hope to get after arriving in Taiwan? Accommodation information	discrete	numeric-5.0	7239	0	-
30	b2_2_6	b2_2_6 What kind of tourism information do you hope to get after arriving in Taiwan? Theme traveling suggestion	discrete	numeric-5.0	7239	0	-
31	b2_2_7	b2_2_7 What kind of tourism information do you hope to get after arriving in Taiwan? Scenic spots introduction	discrete	numeric-5.0	7239	0	-
32	b2_2_8	b2_2_8 What kind of tourism information do you hope to get after arriving in Taiwan? Festivals introduction	discrete	numeric-5.0	7239	0	-
33	b2_2_9	b2_2_9 What kind of tourism information do you hope to get after arriving in Taiwan? Others	discrete	numeric-5.0	7239	0	-
34	b3a	b3a What are the main purposes of taking this trip to Taiwan?	discrete	numeric-5.0	7239	0	-
35	b3b	b3b What are the secondary purposes of taking this trip to Taiwan?	discrete	numeric-5.0	7239	0	-
36	b4_1	b4_1 What attracted you to come to Taiwan for sightseeing this time? Scenery	discrete	numeric-5.0	6317	922	-

#	Name	Label	Type	Format	Valid	Invalid	Question
37	b4_2	b4_2 What attracted you to come to Taiwan for sightseeing this time? Shopping	discrete	numeric-5.0	6317	922	-
38	b4_3	b4_3 What attracted you to come to Taiwan for sightseeing this time? Food	discrete	numeric-5.0	6317	922	-
39	b4_4	b4_4 What attracted you to come to Taiwan for sightseeing this time? Fruits	discrete	numeric-5.0	6317	922	-
40	b4_5	b4_5 What attracted you to come to Taiwan for sightseeing this time? Flowers	discrete	numeric-5.0	6317	922	-
41	b4_6	b4_6 What attracted you to come to Taiwan for sightseeing this time? Geographical convenience	discrete	numeric-5.0	6317	922	-
42	b4_7	b4_7 What attracted you to come to Taiwan for sightseeing this time? Weather	discrete	numeric-5.0	6317	922	-
43	b4_8	b4_8 What attracted you to come to Taiwan for sightseeing this time? Historical relics	discrete	numeric-5.0	6317	922	-
44	b4_9	b4_9 What attracted you to come to Taiwan for sightseeing this time? Night life	discrete	numeric-5.0	6317	922	-
45	b4_10	b4_10 What attracted you to come to Taiwan for sightseeing this time? Festival activities	discrete	numeric-5.0	6317	922	-
46	b4_11	b4_11 What attracted you to come to Taiwan for sightseeing this time? Recreational facilities	discrete	numeric-5.0	6317	922	-
47	b4_12	b4_12 What attracted you to come to Taiwan for sightseeing this time? Health care	discrete	numeric-5.0	6317	922	-
48	b4_13	b4_13 What attracted you to come to Taiwan for sightseeing this time? Taiwan's customs and culture	discrete	numeric-5.0	6317	922	-
49	b4_14	b4_14 What attracted you to come to Taiwan for sightseeing this time? Friendliness of the people	discrete	numeric-5.0	6317	922	-
50	b4_15	b4_15 What attracted you to come to Taiwan for sightseeing this time? Safe social environment	discrete	numeric-5.0	6317	922	-
51	b4_16	b4_16 What attracted you to come to Taiwan for sightseeing this time? Democracy	discrete	numeric-5.0	6317	922	-

#	Name	Label	Type	Format	Valid	Invalid	Question
52	b4_17	b4_17 What attracted you to come to Taiwan for sightseeing this time? Company excursion	discrete	numeric-5.0	6317	922	-
53	b4_18	b4_18 What attracted you to come to Taiwan for sightseeing this time? Others	discrete	numeric-5.0	6317	922	-

Group C、Expenditure Behavior

#	Name	Label	Type	Format	Valid	Invalid	Question
1	c1	c1 How did you arrange this trip to Taiwan?	discrete	numeric-5.0	7239	0	-
2	c2_1a	c2_1a How would you rate your level of satisfaction with the services provided by the local travel agency and tour guides? Itinerary	discrete	numeric-5.0	2116	5123	-
3	c2_1b	c2_1b How would you rate your level of satisfaction with the services provided by the local travel agency and tour guides? Accommodations	discrete	numeric-5.0	2116	5123	-
4	c2_1c	c2_1c How would you rate your level of satisfaction with the services provided by the local travel agency and tour guides? Transportation	discrete	numeric-5.0	2116	5123	-
5	c2_1d	c2_1d How would you rate your level of satisfaction with the services provided by the local travel agency and tour guides? Meals	discrete	numeric-5.0	2116	5123	-
6	c2_1e	c2_1e How would you rate your level of satisfaction with the services provided by the local travel agency and tour guides? Professionalism of the tour guides	discrete	numeric-5.0	2116	5123	-
7	c2_1f	c2_1f How would you rate your level of satisfaction with the services provided by the local travel agency and tour guides? The tour guides' ability to handle emergencies	discrete	numeric-5.0	2116	5123	-
8	c2_1g	c2_1g How would you rate your level of satisfaction with the services provided by the local travel agency and tour guides? The tour guides' integral service performances	discrete	numeric-5.0	2116	5123	-
9	c2_1h	c2_1h How would you rate your level of satisfaction with the services provided by the local travel agency and tour guides? Overall impression	discrete	numeric-5.0	2116	5123	-
10	c2_2a	c2_2a What are your comments on shopping arranged by the local travel	discrete	numeric-5.0	2116	5123	-

#	Name	Label	Type	Format	Valid	Invalid	Question
		agency? Number of shopping trips					
11	c2_2b	c2_2b What are your comments on shopping arranged by the local travel agency? Commodity prices	discrete	numeric-5.0	2068	5171	-
12	c3_1	c3_1 After arrival, have you ever made travel arrangements through local travel agencies? none	discrete	numeric-5.0	2106	5133	-
13	c3_2	c3_2 After arrival, have you ever made travel arrangements through local travel agencies? half-day tour	discrete	numeric-5.0	2106	5133	-
14	c3_3	c3_3 After arrival, have you ever made travel arrangements through local travel agencies? one-day tour	discrete	numeric-5.0	2106	5133	-
15	c3_4	c3_4 After arrival, have you ever made travel arrangements through local travel agencies? two-day tour	discrete	numeric-5.0	2106	5133	-
16	c3_5	c3_5 After arrival, have you ever made travel arrangements through local travel agencies? over three-day tour	discrete	numeric-5.0	2106	5133	-
17	c4	c4 Did you pay any prepaid travel expenses for personal itinerary before arrival?	discrete	numeric-5.0	7239	0	-
18	c5a	c5a How much did you prepay before arrival?	continuous	numeric-5.0	5635	1604	-
19	c5b	c5b How much did you prepay before arrival? Type of currency	discrete	numeric-5.0	5635	1604	-
20	c5c	c5c How much did you prepay before arrival? Air/ ship fare	discrete	numeric-5.0	5635	1604	-
21	c6_1	c6_1 Which of the following expenses did you prepay before arrival? Hotel	discrete	numeric-5.0	5635	1604	-
22	c6_2	c6_2 Which of the following expenses did you prepay before arrival? Meals outside hotel	discrete	numeric-5.0	5635	1604	-
23	c6_3	c6_3 Which of the following expenses did you prepay before arrival? Local transportation	discrete	numeric-5.0	5635	1604	-
24	c6_4	c6_4 Which of the following expenses did you prepay before arrival? Entertainment	discrete	numeric-5.0	5635	1604	-
25	c6_5	c6_5 Which of the following expenses did you prepay before arrival? Miscellaneous expenses	discrete	numeric-5.0	5635	1604	-

#	Name	Label	Type	Format	Valid	Invalid	Question
26	c7a	c7a How much money in total did you spend in Taiwan on this trip?	continuous	numeric-5.0	7239	0	-
27	c7b	c7b How much money in total did you spend in Taiwan on this trip? Type of currency	discrete	numeric-5.0	7239	0	-
28	c8_1a	c8_1a Please itemize these expenses in terms of their amount or percentage: Hotel bills	continuous	numeric-5.0	7239	0	-
29	c8_1b	c8_1b Please itemize these expenses in terms of their amount or percentage: Hotel bills(person)	discrete	numeric-5.0	1708	5531	-
30	c8_2a	c8_2a Please itemize these expenses in terms of their amount or percentage: Meals excluding hotel meals	continuous	numeric-5.0	7239	0	-
31	c8_2b	c8_2b Please itemize these expenses in terms of their amount or percentage: Meals excluding hotel meals(person)	discrete	numeric-5.0	5923	1316	-
32	c8_3a	c8_3a Please itemize these expenses in terms of their amount or percentage: Local transportation	continuous	numeric-5.0	7239	0	-
33	c8_3b	c8_3b Please itemize these expenses in terms of their amount or percentage: Local transportation(person)	discrete	numeric-5.0	5179	2060	-
34	c8_4a	c8_4a Please itemize these expenses in terms of their amount or percentage: Entertainment	continuous	numeric-5.0	7239	0	-
35	c8_4b	c8_4b Please itemize these expenses in terms of their amount or percentage: Entertainment(person)	discrete	numeric-5.0	2125	5114	-
36	c8_5a	c8_5a Please itemize these expenses in terms of their amount or percentage: Miscellaneous expenses	continuous	numeric-5.0	7239	0	-
37	c8_5b	c8_5b Please itemize these expenses in terms of their amount or percentage: Miscellaneous expenses(person)	discrete	numeric-5.0	1004	6235	-
38	c8_6a	c8_6a Please itemize these expenses in terms of their amount or percentage: Shopping	continuous	numeric-5.0	7239	0	-
39	c8_6b	c8_6b Please itemize these expenses in terms of their amount or percentage: Shopping(person)	discrete	numeric-5.0	6654	585	-
40	c8_6_1	c8_6_1 Please itemize these expenses in terms of	continuous	numeric-5.0	7239	0	-

#	Name	Label	Type	Format	Valid	Invalid	Question
		their amount or percentage: Clothes or accessories					
41	c8_6_2	c8_6_2 Please itemize these expenses in terms of their amount or percentage: Jewelry or jade	continuous	numeric-5.0	7239	0	-
42	c8_6_3	c8_6_3 Please itemize these expenses in terms of their amount or percentage: Souvenirs or handicraft products	continuous	numeric-5.0	7239	0	-
43	c8_6_4	c8_6_4 Please itemize these expenses in terms of their amount or percentage: Cosmetics or perfumes	continuous	numeric-5.0	7239	0	-
44	c8_6_5	c8_6_5 Please itemize these expenses in terms of their amount or percentage: Local special products	continuous	numeric-5.0	7239	0	-
45	c8_6_6	c8_6_6 Please itemize these expenses in terms of their amount or percentage: Tobacco or alcohol	continuous	numeric-5.0	7239	0	-
46	c8_6_7	c8_6_7 Please itemize these expenses in terms of their amount or percentage: Chinese herbal medicine or health food	continuous	numeric-5.0	7239	0	-
47	c8_6_8	c8_6_8 Please itemize these expenses in terms of their amount or percentage: 3C or electric appliances	continuous	numeric-5.0	7239	0	-
48	c8_6_9	c8_6_9 Please itemize these expenses in terms of their amount or percentage: Tea	continuous	numeric-5.0	7239	0	-
49	c8_6_10	c8_6_10 Please itemize these expenses in terms of their amount or percentage: Others	continuous	numeric-5.0	7239	0	-
50	c9	c9 Did you claim a tax refund prior to departure?	discrete	numeric-5.0	7239	0	-
51	c10	c10 Were the refund procedures easy to follow and convenient?	discrete	numeric-5.0	1930	5309	-

Group D、Tourist Behavior

#	Name	Label	Type	Format	Valid	Invalid	Question
1	d1_1	d1_1 Please check all activities that you have participated in during your stay in Taiwan : Eco tour	discrete	numeric-5.0	7239	0	-
2	d1_2	d1_2 Please check all activities that you have participated in during your stay in Taiwan : Sports or sporting competitions	discrete	numeric-5.0	7239	0	-

#	Name	Label	Type	Format	Valid	Invalid	Question
3	d1_3	d1_3 Please check all activities that you have participated in during your stay in Taiwan : Hot spring soaking	discrete	numeric-5.0	7239	0	-
4	d1_4	d1_4 Please check all activities that you have participated in during your stay in Taiwan : Taking wedding or salon shots	discrete	numeric-5.0	7239	0	-
5	d1_5	d1_5 Please check all activities that you have participated in during your stay in Taiwan : Exhibitions	discrete	numeric-5.0	7239	0	-
6	d1_6	d1_6 Please check all activities that you have participated in during your stay in Taiwan : Cultural events	discrete	numeric-5.0	7239	0	-
7	d1_7	d1_7 Please check all activities that you have participated in during your stay in Taiwan : Festival activities	discrete	numeric-5.0	7239	0	-
8	d1_8	d1_8 Please check all activities that you have participated in during your stay in Taiwan : Shopping	discrete	numeric-5.0	7239	0	-
9	d1_9	d1_9 Please check all activities that you have participated in during your stay in Taiwan : Night market	discrete	numeric-5.0	7239	0	-
10	d1_10	d1_10 Please check all activities that you have participated in during your stay in Taiwan : Historical relics sightseeing	discrete	numeric-5.0	7239	0	-
11	d1_11	d1_11 Please check all activities that you have participated in during your stay in Taiwan : SPA, sauna	discrete	numeric-5.0	7239	0	-
12	d1_12	d1_12 Please check all activities that you have participated in during your stay in Taiwan : Massage or acupressure	discrete	numeric-5.0	7239	0	-
13	d1_13	d1_13 Please check all activities that you have participated in during your stay in Taiwan : Skin care treatment or manicure nail art	discrete	numeric-5.0	7239	0	-
14	d1_14	d1_14 Please check all activities that you have participated in during your stay in Taiwan : Karaoke or KTV	discrete	numeric-5.0	7239	0	-
15	d1_15	d1_15 Please check all activities that you have participated in during your	discrete	numeric-5.0	7239	0	-

#	Name	Label	Type	Format	Valid	Invalid	Question
		stay in Taiwan : Pubs or night clubs					
16	d1_16	d1_16 Please check all activities that you have participated in during your stay in Taiwan : Lake tour	discrete	numeric-5.0	7239	0	-
17	d1_17	d1_17 Please check all activities that you have participated in during your stay in Taiwan : Theme park	discrete	numeric-5.0	7239	0	-
18	d1_18	d1_18 Please check all activities that you have participated in during your stay in Taiwan : Health care	discrete	numeric-5.0	7239	0	-
19	d1_19	d1_19 Please check all activities that you have participated in during your stay in Taiwan : Others	discrete	numeric-5.0	7239	0	-
20	d2a	d2a What tourist spots have you visited on this trip?	discrete	numeric-5.0	6883	356	-
21	d2b	d2b What tourist spots have you visited on this trip?	discrete	numeric-5.0	6563	676	-
22	d2c	d2c What tourist spots have you visited on this trip?	discrete	numeric-5.0	6234	1005	-
23	d2d	d2d What tourist spots have you visited on this trip?	discrete	numeric-5.0	5820	1419	-
24	d2e	d2e What tourist spots have you visited on this trip?	discrete	numeric-5.0	5229	2010	-
25	d2f	d2f What tourist spots have you visited on this trip?	discrete	numeric-5.0	4656	2583	-
26	d2g	d2g What tourist spots have you visited on this trip?	discrete	numeric-5.0	4095	3144	-
27	d2h	d2h What tourist spots have you visited on this trip?	discrete	numeric-5.0	3561	3678	-
28	d2i	d2i What tourist spots have you visited on this trip?	discrete	numeric-5.0	3100	4139	-
29	d2j	d2j What tourist spots have you visited on this trip?	discrete	numeric-5.0	2726	4513	-
30	d2k	d2k What tourist spots have you visited on this trip?	discrete	numeric-5.0	2416	4823	-
31	d2l	d2l What tourist spots have you visited on this trip?	discrete	numeric-5.0	2167	5072	-
32	d2m	d2m What tourist spots have you visited on this trip?	discrete	numeric-5.0	1869	5370	-
33	d2n	d2n What tourist spots have you visited on this trip?	discrete	numeric-5.0	1544	5695	-
34	d2o	d2o What tourist spots have you visited on this trip?	discrete	numeric-5.0	1125	6114	-
35	d2_1	d2_1 Your favorite tourist spot is:	discrete	numeric-5.0	6543	696	-
36	d2_2	d2_2 Your least favorite tourist spot is:	discrete	numeric-5.0	515	6724	-

#	Name	Label	Type	Format	Valid	Invalid	Question
37	d3a	d3a Please rate your level of satisfaction with the means of public transportation in Taiwan : High Speed Rail	discrete	numeric-5.0	7239	0	-
38	d3b	d3b Please rate your level of satisfaction with the means of public transportation in Taiwan : Train	discrete	numeric-5.0	7239	0	-
39	d3c	d3c Please rate your level of satisfaction with the means of public transportation in Taiwan : MRT	discrete	numeric-5.0	7239	0	-
40	d3d	d3d Please rate your level of satisfaction with the means of public transportation in Taiwan : Airplane	discrete	numeric-5.0	7239	0	-
41	d3e	d3e Please rate your level of satisfaction with the means of public transportation in Taiwan : Coach	discrete	numeric-5.0	7239	0	-
42	d3f	d3f Please rate your level of satisfaction with the means of public transportation in Taiwan : Sightseeing tour bus	discrete	numeric-5.0	7239	0	-
43	d3g	d3g Please rate your level of satisfaction with the means of public transportation in Taiwan : Bus	discrete	numeric-5.0	7239	0	-
44	d3h	d3h Please rate your level of satisfaction with the means of public transportation in Taiwan : Taxi	discrete	numeric-5.0	7239	0	-
45	d3i	d3i Please rate your level of satisfaction with the means of public transportation in Taiwan : Ferry	discrete	numeric-5.0	7239	0	-
46	d3j	d3j Please rate your level of satisfaction with the means of public transportation in Taiwan : Taiwan Tourist Shuttle	discrete	numeric-5.0	7239	0	-
47	d3k	d3k Please rate your level of satisfaction with the means of public transportation in Taiwan : Public Bicycles	discrete	numeric-5.0	7239	0	-
48	d4_1a	d4_1a Where did you stay during this visit to Taiwan? Hotels	discrete	numeric-5.0	7239	0	-
49	d4_1b	d4_1b The main hotel is in __County (City)	discrete	numeric-5.0	5681	1558	-
50	d4_1c	d4_1c The main hotel is	discrete	numeric-5.0	5681	1558	-
51	d4_1d	d4_1d How do you rate Hotel?	discrete	numeric-5.0	5681	1558	-
52	d4_2a	d4_2a Where did you stay during this visit to Taiwan? Guest houses	discrete	numeric-5.0	7239	0	-

#	Name	Label	Type	Format	Valid	Invalid	Question
53	d4_2b	d4_2b How do you rate Guest houses?	discrete	numeric-5.0	415	6824	-
54	d4_3	d4_3 Where did you stay during this visit to Taiwan? Youth hostels or community centers	discrete	numeric-5.0	7239	0	-
55	d4_4	d4_4 Where did you stay during this visit to Taiwan? The home of relatives or friends	discrete	numeric-5.0	7239	0	-
56	d4_5	d4_5 Where did you stay during this visit to Taiwan? Dormitory	discrete	numeric-5.0	7239	0	-
57	d4_6	d4_6 Where did you stay during this visit to Taiwan? Rental apartments	discrete	numeric-5.0	7239	0	-
58	d4_7	d4_7 Where did you stay during this visit to Taiwan? Temples, seminaries, or churches	discrete	numeric-5.0	7239	0	-
59	d4_8	d4_8 Where did you stay during this visit to Taiwan? Others	discrete	numeric-5.0	7239	0	-
60	d4_9	d4_9 Where did you stay during this visit to Taiwan? Others	discrete	numeric-5.0	7239	0	-
61	d5	d5 Will you visit Taiwan again?	discrete	numeric-5.0	7239	0	-
62	d5_1	d5_1 Yes_ The main reason is	discrete	numeric-5.0	7110	129	-
63	d6	d6 Will you recommend friends or relatives to visit Taiwan?	discrete	numeric-5.0	7239	0	-
64	d7_1_1	d7_1_1 How do you rate your satisfaction with the experiences you had during your stay in Taiwan:1.Convenience(1)Efficiency of applying for a visa	discrete	numeric-5.0	7239	0	-
65	d7_1_2	d7_1_2 How do you rate your satisfaction with the experiences you had during your stay in Taiwan:1.Convenience(2)International transportation to Taiwan(Ease of obtaining tickets, flight times, etc.)	discrete	numeric-5.0	7239	0	-
66	d7_1_3	d7_1_3 How do you rate your satisfaction with the experiences you had during your stay in Taiwan:1.Convenience(3)Communication facilities(Int'l public telephone, the Internet)	discrete	numeric-5.0	7239	0	-
67	d7_1_3a	d7_1_3a How do you rate your satisfaction with the experiences you had during your stay in	discrete	numeric-5.0	7239	0	-

#	Name	Label	Type	Format	Valid	Invalid	Question
		Taiwan:1.Convenience(3A)Convenience facilities(iTaiwan free wifi)					
68	d7_1_4	d7_1_4 How do you rate your satisfaction with the experiences you had during your stay in Taiwan:1.Convenience(4)Access to tourism information	discrete	numeric-5.0	7239	0	-
69	d7_1_5	d7_1_5 How do you rate your satisfaction with the experiences you had during your stay in Taiwan:1.Convenience(5)Local transportation	discrete	numeric-5.0	7239	0	-
70	d7_1_6	d7_1_6 How do you rate your satisfaction with the experiences you had during your stay in Taiwan:1.Convenience(6)Immigration procedures	discrete	numeric-5.0	7239	0	-
71	d7_1_7	d7_1_7 How do you rate your satisfaction with the experiences you had during your stay in Taiwan:1.Convenience(7)Customs procedures	discrete	numeric-5.0	7239	0	-
72	d7_2_1	d7_2_1 How do you rate your satisfaction with the experiences you had during your stay in Taiwan:2.Environment internationalization(1)Clarity of road signs and public facilities signs	discrete	numeric-5.0	7239	0	-
73	d7_2_2	d7_2_2 How do you rate your satisfaction with the experiences you had during your stay in Taiwan:2.Environment internationalization(2)Access to services in English	discrete	numeric-5.0	7239	0	-
74	d7_2_3	d7_2_3 How do you rate your satisfaction with the experiences you had during your stay in Taiwan:2.Environment internationalization(3)Friendliness of Taiwan people	discrete	numeric-5.0	7239	0	-
75	d7_3_1	d7_3_1 How do you rate your satisfaction with the experiences you had during your stay in Taiwan:3.Safety(1)Safety of recreational facilities	discrete	numeric-5.0	7239	0	-
76	d7_3_2	d7_3_2 How do you rate your satisfaction with the experiences you had during your stay in Taiwan:3.Safety(2)Safety of social environments	discrete	numeric-5.0	7239	0	-
77	d7_3_3	d7_3_3 How do you rate your satisfaction	discrete	numeric-5.0	7239	0	-

#	Name	Label	Type	Format	Valid	Invalid	Question
		with the experiences you had during your stay in Taiwan:3.Safety(3)Safety of accommodation facilities					
78	d7_3_4	d7_3_4 How do you rate your satisfaction with the experiences you had during your stay in Taiwan:3.Safety(4)Good public environmental hygiene	discrete	numeric-5.0	7239	0	-
79	d7_3_5	d7_3_5 How do you rate your satisfaction with the experiences you had during your stay in Taiwan:3.Safety(5)Good food hygiene	discrete	numeric-5.0	7239	0	-
80	d7_4	d7_4 Please rate your overall satisfaction with this trip to Taiwan	discrete	numeric-5.0	7239	0	-
81	d8_1	d8_1 Please indicate your favorite foreign country/area which you have had visited as a tourist for the past 3 years?	discrete	numeric-5.0	7239	0	-
82	d8_2a_1	d8_2a_1 Why is the chosen country/area your favorite? (1)Scenery(Check all that apply)	discrete	numeric-5.0	3038	4201	-
83	d8_2a_2	d8_2a_2 Why is the chosen country/area your favorite? (2)Shopping(Check all that apply)	discrete	numeric-5.0	3038	4201	-
84	d8_2a_3	d8_2a_3 Why is the chosen country/area your favorite? (3)Food(Check all that apply)	discrete	numeric-5.0	3038	4201	-
85	d8_2a_4	d8_2a_4 Why is the chosen country/area your favorite? (4)Fruits(Check all that apply)	discrete	numeric-5.0	3038	4201	-
86	d8_2a_5	d8_2a_5 Why is the chosen country/area your favorite? (5)Flowers(Check all that apply)	discrete	numeric-5.0	3038	4201	-
87	d8_2a_6	d8_2a_6 Why is the chosen country/area your favorite?(6)Geographical convenience(Check all that apply)	discrete	numeric-5.0	3038	4201	-
88	d8_2a_7	d8_2a_7 Why is the chosen country/area your favorite? (7)Weather(Check all that apply)	discrete	numeric-5.0	3038	4201	-
89	d8_2a_8	d8_2a_8 Why is the chosen country/area your favorite? (8)Historical relics(Check all that apply)	discrete	numeric-5.0	3038	4201	-
90	d8_2a_9	d8_2a_9 Why is the chosen country/area your favorite?	discrete	numeric-5.0	3038	4201	-

#	Name	Label	Type	Format	Valid	Invalid	Question
		(9)Night life(Check all that apply)					
91	d8_2a_10	d8_2a_10 Why is the chosen country/area your favorite? (10)Festival activities(Check all that apply)	discrete	numeric-5.0	3038	4201	-
92	d8_2a_11	d8_2a_11 Why is the chosen country/area your favorite? (11)Recreational facilities (e.g. amusement parks, golf course, resort villages) ((Check all that apply)	discrete	numeric-5.0	3038	4201	-
93	d8_2a_12	d8_2a_12 Why is the chosen country/area your favorite? (12)Health care(Check all that apply)	discrete	numeric-5.0	3038	4201	-
94	d8_2a_13	d8_2a_13 Why is the chosen country/area your favorite?(13)Customs and culture(Check all that apply)	discrete	numeric-5.0	3038	4201	-
95	d8_2a_14	d8_2a_14 Why is the chosen country/area your favorite? (14)Friendliness of the people(Check all that apply)	discrete	numeric-5.0	3038	4201	-
96	d8_2a_15	d8_2a_15 Why is the chosen country/area your favorite?(15)Safe social environment(Check all that apply)	discrete	numeric-5.0	3038	4201	-
97	d8_2a_16	d8_2a_16 Why is the chosen country/area your favorite? (16)Democracy(Check all that apply)	discrete	numeric-5.0	3038	4201	-
98	d8_2a_17	d8_2a_17 Why is the chosen country/area your favorite? (17)Others(Check all that apply)	discrete	numeric-5.0	3038	4201	-
99	d8_2b_1	d8_2b_1 According to your experience during this visit, Taiwan is superior to(1)Scenery(Check all that apply)	discrete	numeric-5.0	3038	4201	-
100	d8_2b_2	d8_2b_2 According to your experience during this visit, Taiwan is superior to(2)Shopping(Check all that apply)	discrete	numeric-5.0	3038	4201	-
101	d8_2b_3	d8_2b_3 According to your experience during this visit, Taiwan is superior to(3)Food(Check all that apply)	discrete	numeric-5.0	3038	4201	-
102	d8_2b_4	d8_2b_4 According to your experience during this visit, Taiwan is superior to(4)Fruits(Check all that apply)	discrete	numeric-5.0	3038	4201	-
103	d8_2b_5	d8_2b_5 According to your experience during this	discrete	numeric-5.0	3038	4201	-

#	Name	Label	Type	Format	Valid	Invalid	Question
		visit, Taiwan is superior to(5)Flowers(Check all that apply)					
104	d8_2b_6	d8_2b_6 According to your experience during this visit, Taiwan is superior to(6)Geographical convenience(Check all that apply)	discrete	numeric-5.0	3038	4201	-
105	d8_2b_7	d8_2b_7 According to your experience during this visit, Taiwan is superior to(7)Weather(Check all that apply)	discrete	numeric-5.0	3038	4201	-
106	d8_2b_8	d8_2b_8 According to your experience during this visit, Taiwan is superior to(8)Historical relics(Check all that apply)	discrete	numeric-5.0	3038	4201	-
107	d8_2b_9	d8_2b_9 According to your experience during this visit, Taiwan is superior to(9)Night life(Check all that apply)	discrete	numeric-5.0	3038	4201	-
108	d8_2b_10	d8_2b_10 According to your experience during this visit, Taiwan is superior to(10)Festival activities(Check all that apply)	discrete	numeric-5.0	3038	4201	-
109	d8_2b_11	d8_2b_11 According to your experience during this visit, Taiwan is superior to(11)Recreational facilities (e.g. amusement parks, golf course, resort villages) (Check all that apply)	discrete	numeric-5.0	3038	4201	-
110	d8_2b_12	d8_2b_12 According to your experience during this visit, Taiwan is superior to(12)Health care(Check all that apply)	discrete	numeric-5.0	3038	4201	-
111	d8_2b_13	d8_2b_13 According to your experience during this visit, Taiwan is superior to(13)Customs and culture(Check all that apply)	discrete	numeric-5.0	3038	4201	-
112	d8_2b_14	d8_2b_14 According to your experience during this visit, Taiwan is superior to(14)Friendliness of the people(Check all that apply)	discrete	numeric-5.0	3038	4201	-
113	d8_2b_15	d8_2b_15 According to your experience during this visit, Taiwan is superior to(15)Safe social environment(Check all that apply)	discrete	numeric-5.0	3038	4201	-
114	d8_2b_16	d8_2b_16 According to your experience during this visit, Taiwan is superior to(16)Democracy(Check all that apply)	discrete	numeric-5.0	3038	4201	-

#	Name	Label	Type	Format	Valid	Invalid	Question
115	d8_2b_17	d8_2b_17 According to your experience during this visit, Taiwan is superior to(17)Others(Check all that apply)	discrete	numeric-5.0	3038	4201	-
116	d9_1	d9_1 Which part of Taiwan has given you the deepest impression?(1)Gourmet food(Check all that apply)	discrete	numeric-5.0	7239	0	-
117	d9_2	d9_2 Which part of Taiwan has given you the deepest impression?(2)Coastal view(Check all that apply)	discrete	numeric-5.0	7239	0	-
118	d9_3	d9_3 Which part of Taiwan has given you the deepest impression?(3)Hot springs(Check all that apply)	discrete	numeric-5.0	7239	0	-
119	d9_4	d9_4 Which part of Taiwan has given you the deepest impression?(4)Historical relics(Check all that apply)	discrete	numeric-5.0	7239	0	-
120	d9_5	d9_5 Which part of Taiwan has given you the deepest impression?(5)Night markets sightseeing(Check all that apply)	discrete	numeric-5.0	7239	0	-
121	d9_6	d9_6 Which part of Taiwan has given you the deepest impression?(6)Cycling fun(Check all that apply)	discrete	numeric-5.0	7239	0	-
122	d9_7	d9_7 Which part of Taiwan has given you the deepest impression?(7)Famous local products(Check all that apply)	discrete	numeric-5.0	7239	0	-
123	d9_8	d9_8 Which part of Taiwan has given you the deepest impression?(8)Temple(Check all that apply)	discrete	numeric-5.0	7239	0	-
124	d9_9	d9_9 Which part of Taiwan has given you the deepest impression?(9)Night life(Check all that apply)	discrete	numeric-5.0	7239	0	-
125	d9_10	d9_10 Which part of Taiwan has given you the deepest impression?(10)Aboriginal culture(Check all that apply)	discrete	numeric-5.0	7239	0	-
126	d9_11	d9_11 Which part of Taiwan has given you the deepest impression? (11)Cosmetic and medical treatments(Check all that apply)	discrete	numeric-5.0	7239	0	-
127	d9_12	d9_12 Which part of Taiwan has given you the deepest impression? (12)Local friendliness and hospitality(Check all that apply)	discrete	numeric-5.0	7239	0	-

#	Name	Label	Type	Format	Valid	Invalid	Question
128	d9_13	d9_13 Which part of Taiwan has given you the deepest impression?(13)24 hour book stores(Check all that apply)	discrete	numeric-5.0	7239	0	-
129	d9_14	d9_14 Which part of Taiwan has given you the deepest impression?(14)Convenience stores(Check all that apply)	discrete	numeric-5.0	7239	0	-
130	d9_15	d9_15 Which part of Taiwan has given you the deepest impression?(15)Fruits(Check all that apply)	discrete	numeric-5.0	7239	0	-
131	d9_16	d9_16 Which part of Taiwan has given you the deepest impression?(16)Festival activities(Check all that apply)	discrete	numeric-5.0	7239	0	-
132	d9_17	d9_17 Which part of Taiwan has given you the deepest impression?(17)Tourist spots(Check all that apply)	discrete	numeric-5.0	7239	0	-
133	d9_18	d9_18 Which part of Taiwan has given you the deepest impression?(18)The accommodation experience (hotels or guest houses, etc.) (Check all that apply)	discrete	numeric-5.0	7239	0	-
134	d9_19	d9_19 Which part of Taiwan has given you the deepest impression? (19)Others(Check all that apply)	discrete	numeric-5.0	7239	0	-

Group E、Personal Information

#	Name	Label	Type	Format	Valid	Invalid	Question
1	e1	e1 Nationality	discrete	numeric-5.0	7239	0	-
2	e2a	e2a The country of your residence	discrete	numeric-5.0	7239	0	-
3	e2b	e2b Place of departure (None Mainland China visitors go to E3)	discrete	numeric-5.0	2886	4353	-
4	e3	e3 Age	discrete	numeric-5.0	7239	0	-
5	e4	e4 Annual income: (converted to USD)	discrete	numeric-5.0	7239	0	-
6	e5	e5 Education:	discrete	numeric-5.0	7239	0	-
7	e6	e6 Occupation:	discrete	numeric-5.0	7239	0	-
8	e7	e7 Gender	discrete	numeric-5.0	7239	0	-

Group created variables

#	Name	Label	Type	Format	Valid	Invalid	Question
1	mon	Configuration month	discrete	numeric-5.0	7239	0	-
2	area	Survey areas	discrete	numeric-5.0	7239	0	-

Variables Description

Dataset contains 252 variable(s)

File : data2015

id: Case number

Information

[Type= continuous] [Format=numeric] [Range= 10001-17239] [Missing=*]

Statistics [NW/ W]

[Valid=7239 /-] [Invalid=0 /-] [Mean=13620 /-] [StdDev=2089.864 /-]

mon: Configuration month

Information

[Type= discrete] [Format=numeric] [Range= 1-12] [Missing=*]

Statistics [NW/ W]

[Valid=7239 /-] [Invalid=0 /-]

Value	Label	Cases	Percentage
1		524	<div></div> 7.2%
2		588	<div></div> 8.1%
3		597	<div></div> 8.2%
4		616	<div></div> 8.5%
5		677	<div></div> 9.4%
6		603	<div></div> 8.3%
7		603	<div></div> 8.3%
8		678	<div></div> 9.4%
9		594	<div></div> 8.2%
10		603	<div></div> 8.3%
11		547	<div></div> 7.6%
12		609	<div></div> 8.4%

Warning: these figures indicate the number of cases found in the data file. They cannot be interpreted as summary statistics of the population of interest.

a1: a1 Stay in Taiwan __day(s)

Information

[Type= continuous] [Format=numeric] [Range= 1-90] [Missing=*]

Statistics [NW/ W]

[Valid=7239 /-] [Invalid=0 /-] [Mean=6.862 /-] [StdDev=8.163 /-]

a2: a2 How many times have you been to Taiwan in the past three years (including this time)?

Information

[Type= continuous] [Format=numeric] [Range= 1-100] [Missing=*]

Statistics [NW/ W]

[Valid=7239 /-] [Invalid=0 /-] [Mean=2.213 /-] [StdDev=3.659 /-]

a3: a3 How many days did you spend planning for this trip before you left for Taiwan?__days

Information

[Type= continuous] [Format=numeric] [Range= 1-730] [Missing=*]

Statistics [NW/ W]

[Valid=7239 /-] [Invalid=0 /-] [Mean=61.312 /-] [StdDev=68.472 /-]

b1_1: b1_1 Have you ever obtained pre-travel information about Taiwan from official government tourism promotion campaigns or travel reports?

Information

[Type= discrete] [Format=numeric] [Range= 1-2] [Missing=*]

Statistics [NW/ W]

[Valid=7239 /-] [Invalid=0 /-]

Value	Label	Cases	Percentage
1	Yes	4181	<div></div> 57.8%
2	No	3058	<div></div> 42.2%

Warning: these figures indicate the number of cases found in the data file. They cannot be interpreted as summary statistics of the population of interest.

b1_2a: b1_2a How would you rate the source of information's influence on your decision to visit Taiwan?
Newspapers, magazines, books

Information

[Type= discrete] [Format=numeric] [Range= 0-5] [Missing=*]

Statistics [NW/ W]

[Valid=4181 /-] [Invalid=3058 /-]

File : data2015

b1_2a: b1_2a How would you rate the source of information's influence on your decision to visit Taiwan? Newspapers, magazines, books

Value	Label	Cases	Percentage
0	Never Seen	3184	76.2%
1	Very slight	78	1.9%
2	Slight	100	2.4%
3	Moderate	333	8.0%
4	Strong	257	6.1%
5	Very Strong	229	5.5%
Sysmiss		3058	

Warning: these figures indicate the number of cases found in the data file. They cannot be interpreted as summary statistics of the population of interest.

b1_2b: b1_2b How would you rate the source of information's influence on your decision to visit Taiwan? Underground(subway), advertisement on buses

Information	[Type= discrete] [Format=numeric] [Range= 0-5] [Missing=*]
Statistics [NW/ W]	[Valid=4181 /-] [Invalid=3058 /-]

Value	Label	Cases	Percentage
0	Never Seen	3587	85.8%
1	Very slight	85	2.0%
2	Slight	114	2.7%
3	Moderate	227	5.4%
4	Strong	97	2.3%
5	Very Strong	71	1.7%
Sysmiss		3058	

Warning: these figures indicate the number of cases found in the data file. They cannot be interpreted as summary statistics of the population of interest.

b1_2c: b1_2c How would you rate the source of information's influence on your decision to visit Taiwan? TV, radio

Information	[Type= discrete] [Format=numeric] [Range= 0-5] [Missing=*]
Statistics [NW/ W]	[Valid=4181 /-] [Invalid=3058 /-]

Value	Label	Cases	Percentage
0	Never Seen	2480	59.3%
1	Very slight	140	3.3%
2	Slight	149	3.6%
3	Moderate	465	11.1%
4	Strong	391	9.4%
5	Very Strong	556	13.3%
Sysmiss		3058	

Warning: these figures indicate the number of cases found in the data file. They cannot be interpreted as summary statistics of the population of interest.

b1_2d: b1_2d How would you rate the source of information's influence on your decision to visit Taiwan? International travel exhibitions

Information	[Type= discrete] [Format=numeric] [Range= 0-5] [Missing=*]
Statistics [NW/ W]	[Valid=4181 /-] [Invalid=3058 /-]

Value	Label	Cases	Percentage
0	Never Seen	3642	87.1%
1	Very slight	72	1.7%

File : data2015

b1_2d: b1_2d How would you rate the source of information's influence on your decision to visit Taiwan? International travel exhibitions

Value	Label	Cases	Percentage
2	Slight	98	2.3%
3	Moderate	199	4.8%
4	Strong	106	2.5%
5	Very Strong	64	1.5%
Sysmiss		3058	

Warning: these figures indicate the number of cases found in the data file. They cannot be interpreted as summary statistics of the population of interest.

b1_2e: b1_2e How would you rate the source of information's influence on your decision to visit Taiwan? Outdoor advertisements or billboards

Information	[Type= discrete] [Format=numeric] [Range= 0-5] [Missing=*]
Statistics [NW/ W]	[Valid=4181 /-] [Invalid=3058 /-]

Value	Label	Cases	Percentage
0	Never Seen	3641	87.1%
1	Very slight	85	2.0%
2	Slight	110	2.6%
3	Moderate	202	4.8%
4	Strong	99	2.4%
5	Very Strong	44	1.1%
Sysmiss		3058	

Warning: these figures indicate the number of cases found in the data file. They cannot be interpreted as summary statistics of the population of interest.

b1_2f: b1_2f How would you rate the source of information's influence on your decision to visit Taiwan? Tourism leaflets of travel agencies

Information	[Type= discrete] [Format=numeric] [Range= 0-5] [Missing=*]
Statistics [NW/ W]	[Valid=4181 /-] [Invalid=3058 /-]

Value	Label	Cases	Percentage
0	Never Seen	3114	74.5%
1	Very slight	104	2.5%
2	Slight	95	2.3%
3	Moderate	323	7.7%
4	Strong	219	5.2%
5	Very Strong	326	7.8%
Sysmiss		3058	

Warning: these figures indicate the number of cases found in the data file. They cannot be interpreted as summary statistics of the population of interest.

b1_2g: b1_2g How would you rate the source of information's influence on your decision to visit Taiwan? Word-of-mouth recommendations from friends or relatives

Information	[Type= discrete] [Format=numeric] [Range= 0-5] [Missing=*]
Statistics [NW/ W]	[Valid=4181 /-] [Invalid=3058 /-]

Value	Label	Cases	Percentage
0	Never Seen	2325	55.6%
1	Very slight	66	1.6%
2	Slight	66	1.6%
3	Moderate	295	7.1%

File : data2015







b1_2g: b1_2g How would you rate the source of information's influence on your decision to visit Taiwan? Word-of-mouth recommendations from friends or relatives

Value	Label	Cases	Percentage
4	Strong	433	 10.4%
5	Very Strong	996	 23.8%
Sysmiss		3058	

Warning: these figures indicate the number of cases found in the data file. They cannot be interpreted as summary statistics of the population of interest.

b1_2h: b1_2h How would you rate the source of information's influence on your decision to visit Taiwan? Internet

Information	[Type= discrete] [Format=numeric] [Range= 0-5] [Missing=*]
Statistics [NW/ W]	[Valid=4181 /-] [Invalid=3058 /-]

Value	Label	Cases	Percentage
0	Never Seen	1557	 37.2%
1	Very slight	85	 2.0%
2	Slight	70	 1.7%
3	Moderate	448	 10.7%
4	Strong	625	 14.9%
5	Very Strong	1396	 33.4%
Sysmiss		3058	

Warning: these figures indicate the number of cases found in the data file. They cannot be interpreted as summary statistics of the population of interest.

b1_2h_1: b1_2h_1 Reference websites? Public web portals



Information	[Type= discrete] [Format=numeric] [Range= 0-1] [Missing=*]
Statistics [NW/ W]	[Valid=2624 /-] [Invalid=4615 /-]

Value	Label	Cases	Percentage
0	No	604	 23.0%
1	Yes	2020	 77.0%
Sysmiss		4615	

Warning: these figures indicate the number of cases found in the data file. They cannot be interpreted as summary statistics of the population of interest.

b1_2h_2: b1_2h_2 Reference websites? Social networking service



Information	[Type= discrete] [Format=numeric] [Range= 0-1] [Missing=*]
Statistics [NW/ W]	[Valid=2624 /-] [Invalid=4615 /-]

Value	Label	Cases	Percentage
0	No	1747	 66.6%
1	Yes	877	 33.4%
Sysmiss		4615	

Warning: these figures indicate the number of cases found in the data file. They cannot be interpreted as summary statistics of the population of interest.

b1_2h_3: b1_2h_3 Reference websites? Official websites of tourism-related organizations

Information	[Type= discrete] [Format=numeric] [Range= 0-1] [Missing=*]
Statistics [NW/ W]	[Valid=2624 /-] [Invalid=4615 /-]

Value	Label	Cases	Percentage
0	No	1782	 67.9%
1	Yes	842	 32.1%
Sysmiss		4615	

Warning: these figures indicate the number of cases found in the data file. They cannot be interpreted as summary statistics of the population of interest.

File : data2015			
# b1_2h_4: b1_2h_4 Reference websites? Forums of blogs or bbs.			
Information	[Type= discrete] [Format=numeric] [Range= 0-1] [Missing=*]		
Statistics [NW/ W]	[Valid=2624 /-] [Invalid=4615 /-]		
Value	Label	Cases	Percentage
0	No	2316	<div><div></div></div> 88.3%
1	Yes	308	<div><div></div></div> 11.7%
Sysmiss		4615	
Warning: these figures indicate the number of cases found in the data file. They cannot be interpreted as summary statistics of the population of interest.			
# b1_2h_5: b1_2h_5 Reference websites? others			
Information	[Type= discrete] [Format=numeric] [Range= 0-1] [Missing=*]		
Statistics [NW/ W]	[Valid=2624 /-] [Invalid=4615 /-]		
Value	Label	Cases	Percentage
0	No	2616	<div><div></div></div> 99.7%
1	Yes	8	<div><div></div></div> 0.3%
Sysmiss		4615	
Warning: these figures indicate the number of cases found in the data file. They cannot be interpreted as summary statistics of the population of interest.			
# b2_1_1: b2_1_1 Where do you plan to get travel information after your arrival in Taiwan? Airport Arrival Hall			
Information	[Type= discrete] [Format=numeric] [Range= 0-1] [Missing=*]		
Statistics [NW/ W]	[Valid=7239 /-] [Invalid=0 /-]		
Value	Label	Cases	Percentage
0	No	3979	<div><div></div></div> 55.0%
1	Yes	3260	<div><div></div></div> 45.0%
Warning: these figures indicate the number of cases found in the data file. They cannot be interpreted as summary statistics of the population of interest.			
# b2_1_2: b2_1_2 Where do you plan to get travel information after your arrival in Taiwan? Ground Transportation Center			
Information	[Type= discrete] [Format=numeric] [Range= 0-1] [Missing=*]		
Statistics [NW/ W]	[Valid=7239 /-] [Invalid=0 /-]		
Value	Label	Cases	Percentage
0	No	6233	<div><div></div></div> 86.1%
1	Yes	1006	<div><div></div></div> 13.9%
Warning: these figures indicate the number of cases found in the data file. They cannot be interpreted as summary statistics of the population of interest.			
# b2_1_3: b2_1_3 Where do you plan to get travel information after your arrival in Taiwan? Travel Agency			
Information	[Type= discrete] [Format=numeric] [Range= 0-1] [Missing=*]		
Statistics [NW/ W]	[Valid=7239 /-] [Invalid=0 /-]		
Value	Label	Cases	Percentage
0	No	5963	<div><div></div></div> 82.4%
1	Yes	1276	<div><div></div></div> 17.6%
Warning: these figures indicate the number of cases found in the data file. They cannot be interpreted as summary statistics of the population of interest.			
# b2_1_4: b2_1_4 Where do you plan to get travel information after your arrival in Taiwan? Visitor Information Center			
Information	[Type= discrete] [Format=numeric] [Range= 0-1] [Missing=*]		
Statistics [NW/ W]	[Valid=7239 /-] [Invalid=0 /-]		

File : data2015

b2_1_4: b2_1_4 Where do you plan to get travel information after your arrival in Taiwan? Visitor Information Center

Value	Label	Cases	Percentage
0	No	6097	84.2%
1	Yes	1142	15.8%

Warning: these figures indicate the number of cases found in the data file. They cannot be interpreted as summary statistics of the population of interest.

b2_1_5: b2_1_5 Where do you plan to get travel information after your arrival in Taiwan? Hotel

Information	[Type= discrete] [Format=numeric] [Range= 0-1] [Missing=*]
Statistics [NW/ W]	[Valid=7239 /-] [Invalid=0 /-]

Value	Label	Cases	Percentage
0	No	5056	69.8%
1	Yes	2183	30.2%

Warning: these figures indicate the number of cases found in the data file. They cannot be interpreted as summary statistics of the population of interest.

b2_1_6: b2_1_6 Where do you plan to get travel information after your arrival in Taiwan? Convenient Store

Information	[Type= discrete] [Format=numeric] [Range= 0-1] [Missing=*]
Statistics [NW/ W]	[Valid=7239 /-] [Invalid=0 /-]

Value	Label	Cases	Percentage
0	No	6469	89.4%
1	Yes	770	10.6%

Warning: these figures indicate the number of cases found in the data file. They cannot be interpreted as summary statistics of the population of interest.

b2_1_7: b2_1_7 Where do you plan to get travel information after your arrival in Taiwan? Restaurant

Information	[Type= discrete] [Format=numeric] [Range= 0-1] [Missing=*]
Statistics [NW/ W]	[Valid=7239 /-] [Invalid=0 /-]

Value	Label	Cases	Percentage
0	No	6902	95.3%
1	Yes	337	4.7%

Warning: these figures indicate the number of cases found in the data file. They cannot be interpreted as summary statistics of the population of interest.

b2_1_8: b2_1_8 Where do you plan to get travel information after your arrival in Taiwan? Internet

Information	[Type= discrete] [Format=numeric] [Range= 0-1] [Missing=*]
Statistics [NW/ W]	[Valid=7239 /-] [Invalid=0 /-]

Value	Label	Cases	Percentage
0	No	4644	64.2%
1	Yes	2595	35.8%

Warning: these figures indicate the number of cases found in the data file. They cannot be interpreted as summary statistics of the population of interest.

b2_1_9: b2_1_9 Where do you plan to get travel information after your arrival in Taiwan? Mobile Phone

Information	[Type= discrete] [Format=numeric] [Range= 0-1] [Missing=*]
Statistics [NW/ W]	[Valid=7239 /-] [Invalid=0 /-]

Value	Label	Cases	Percentage
0	No	6569	90.7%
1	Yes	670	9.3%

Warning: these figures indicate the number of cases found in the data file. They cannot be interpreted as summary statistics of the population of interest.

File : data2015

b2_1_10: b2_1_10 Where do you plan to get travel information after your arrival in Taiwan? Others

Information	[Type= discrete] [Format=numeric] [Range= 0-1] [Missing=*]
Statistics [NW/ W]	[Valid=7239 /-] [Invalid=0 /-]

Value	Label	Cases	Percentage
0	No	6526	90.2%
1	Yes	713	9.8%

Warning: these figures indicate the number of cases found in the data file. They cannot be interpreted as summary statistics of the population of interest.

b2_2_1: b2_2_1 What kind of tourism information do you hope to get after arriving in Taiwan? Service items and travel programs of travel agencies

Information	[Type= discrete] [Format=numeric] [Range= 0-1] [Missing=*]
Statistics [NW/ W]	[Valid=7239 /-] [Invalid=0 /-]

Value	Label	Cases	Percentage
0	No	6438	88.9%
1	Yes	801	11.1%

Warning: these figures indicate the number of cases found in the data file. They cannot be interpreted as summary statistics of the population of interest.

b2_2_2: b2_2_2 What kind of tourism information do you hope to get after arriving in Taiwan? Transportation information (railway, MRT, car rentals)

Information	[Type= discrete] [Format=numeric] [Range= 0-1] [Missing=*]
Statistics [NW/ W]	[Valid=7239 /-] [Invalid=0 /-]

Value	Label	Cases	Percentage
0	No	2931	40.5%
1	Yes	4308	59.5%

Warning: these figures indicate the number of cases found in the data file. They cannot be interpreted as summary statistics of the population of interest.

b2_2_3: b2_2_3 What kind of tourism information do you hope to get after arriving in Taiwan? Travel or road maps

Information	[Type= discrete] [Format=numeric] [Range= 0-1] [Missing=*]
Statistics [NW/ W]	[Valid=7239 /-] [Invalid=0 /-]

Value	Label	Cases	Percentage
0	No	5107	70.5%
1	Yes	2132	29.5%

Warning: these figures indicate the number of cases found in the data file. They cannot be interpreted as summary statistics of the population of interest.

b2_2_4: b2_2_4 What kind of tourism information do you hope to get after arriving in Taiwan? Restaurant information

Information	[Type= discrete] [Format=numeric] [Range= 0-1] [Missing=*]
Statistics [NW/ W]	[Valid=7239 /-] [Invalid=0 /-]

Value	Label	Cases	Percentage
0	No	3722	51.4%
1	Yes	3517	48.6%

Warning: these figures indicate the number of cases found in the data file. They cannot be interpreted as summary statistics of the population of interest.

b2_2_5: b2_2_5 What kind of tourism information do you hope to get after arriving in Taiwan? Accommodation information

Information	[Type= discrete] [Format=numeric] [Range= 0-1] [Missing=*]
Statistics [NW/ W]	[Valid=7239 /-] [Invalid=0 /-]

File : data2015

b2_2_5: b2_2_5 What kind of tourism information do you hope to get after arriving in Taiwan? Accommodation information

Value	Label	Cases	Percentage
0	No	5511	<div><div></div></div> 76.1%
1	Yes	1728	<div><div></div></div> 23.9%

Warning: these figures indicate the number of cases found in the data file. They cannot be interpreted as summary statistics of the population of interest.

b2_2_6: b2_2_6 What kind of tourism information do you hope to get after arriving in Taiwan? Theme traveling suggestion

Information	[Type= discrete] [Format=numeric] [Range= 0-1] [Missing=*]
Statistics [NW/ W]	[Valid=7239 /-] [Invalid=0 /-]

Value	Label	Cases	Percentage
0	No	6267	<div><div></div></div> 86.6%
1	Yes	972	<div><div></div></div> 13.4%

Warning: these figures indicate the number of cases found in the data file. They cannot be interpreted as summary statistics of the population of interest.

b2_2_7: b2_2_7 What kind of tourism information do you hope to get after arriving in Taiwan? Scenic spots introduction

Information	[Type= discrete] [Format=numeric] [Range= 0-1] [Missing=*]
Statistics [NW/ W]	[Valid=7239 /-] [Invalid=0 /-]

Value	Label	Cases	Percentage
0	No	3714	<div><div></div></div> 51.3%
1	Yes	3525	<div><div></div></div> 48.7%

Warning: these figures indicate the number of cases found in the data file. They cannot be interpreted as summary statistics of the population of interest.

b2_2_8: b2_2_8 What kind of tourism information do you hope to get after arriving in Taiwan? Festivals introduction

Information	[Type= discrete] [Format=numeric] [Range= 0-1] [Missing=*]
Statistics [NW/ W]	[Valid=7239 /-] [Invalid=0 /-]

Value	Label	Cases	Percentage
0	No	6297	<div><div></div></div> 87.0%
1	Yes	942	<div><div></div></div> 13.0%

Warning: these figures indicate the number of cases found in the data file. They cannot be interpreted as summary statistics of the population of interest.

b2_2_9: b2_2_9 What kind of tourism information do you hope to get after arriving in Taiwan? Others

Information	[Type= discrete] [Format=numeric] [Range= 0-1] [Missing=*]
Statistics [NW/ W]	[Valid=7239 /-] [Invalid=0 /-]

Value	Label	Cases	Percentage
0	No	6897	<div><div></div></div> 95.3%
1	Yes	342	<div><div></div></div> 4.7%

Warning: these figures indicate the number of cases found in the data file. They cannot be interpreted as summary statistics of the population of interest.

b3a: b3a What are the main purposes of taking this trip to Taiwan?

Information	[Type= discrete] [Format=numeric] [Range= 1-7] [Missing=*]
Statistics [NW/ W]	[Valid=7239 /-] [Invalid=0 /-]

Value	Label	Cases	Percentage
1	Sightseeing	5460	<div><div></div></div> 75.4%

File : data2015

b3a: b3a What are the main purposes of taking this trip to Taiwan?

Value	Label	Cases	Percentage
2	Business	898	12.4%
3	International Conference or Exhibition	101	1.4%
4	Visiting friends or relatives	596	8.2%
5	Studies	70	1.0%
6	Medical Treatment	11	0.2%
7	Other	103	1.4%

Warning: these figures indicate the number of cases found in the data file. They cannot be interpreted as summary statistics of the population of interest.

b3b: b3b What are the secondary purposes of taking this trip to Taiwan?

Information	[Type= discrete] [Format=numeric] [Range= 1-99] [Missing=*]
Statistics [NW/ W]	[Valid=7239 /-] [Invalid=0 /-]

Value	Label	Cases	Percentage
1	Sightseeing	857	11.8%
2	Business	43	0.6%
3	International Conference or Exhibition	10	0.1%
4	Visiting friends or relatives	399	5.5%
5	Studies	12	0.2%
6	Medical Treatment	3	0.0%
7	Other	30	0.4%
99	Missing	5885	81.3%

Warning: these figures indicate the number of cases found in the data file. They cannot be interpreted as summary statistics of the population of interest.

b4_1: b4_1 What attracted you to come to Taiwan for sightseeing this time? Scenery

Information	[Type= discrete] [Format=numeric] [Range= 0-1] [Missing=*]
Statistics [NW/ W]	[Valid=6317 /-] [Invalid=922 /-]

Value	Label	Cases	Percentage
0	No	2445	38.7%
1	Yes	3872	61.3%
Sysmiss		922	

Warning: these figures indicate the number of cases found in the data file. They cannot be interpreted as summary statistics of the population of interest.

b4_2: b4_2 What attracted you to come to Taiwan for sightseeing this time? Shopping

Information	[Type= discrete] [Format=numeric] [Range= 0-1] [Missing=*]
Statistics [NW/ W]	[Valid=6317 /-] [Invalid=922 /-]

Value	Label	Cases	Percentage
0	No	4732	74.9%
1	Yes	1585	25.1%
Sysmiss		922	

Warning: these figures indicate the number of cases found in the data file. They cannot be interpreted as summary statistics of the population of interest.

b4_3: b4_3 What attracted you to come to Taiwan for sightseeing this time? Food

Information	[Type= discrete] [Format=numeric] [Range= 0-1] [Missing=*]
Statistics [NW/ W]	[Valid=6317 /-] [Invalid=922 /-]

Value	Label	Cases	Percentage
0	No	4014	63.5%

File : data2015



b4_3: b4_3 What attracted you to come to Taiwan for sightseeing this time? Food

Value	Label	Cases	Percentage
1	Yes	2303	 36.5%
Sysmiss		922	

Warning: these figures indicate the number of cases found in the data file. They cannot be interpreted as summary statistics of the population of interest.

b4_4: b4_4 What attracted you to come to Taiwan for sightseeing this time? Fruits



Information	[Type= discrete] [Format=numeric] [Range= 0-1] [Missing=*]
Statistics [NW/ W]	[Valid=6317 /-] [Invalid=922 /-]

Value	Label	Cases	Percentage
0	No	5272	 83.5%
1	Yes	1045	 16.5%
Sysmiss		922	

Warning: these figures indicate the number of cases found in the data file. They cannot be interpreted as summary statistics of the population of interest.

b4_5: b4_5 What attracted you to come to Taiwan for sightseeing this time? Flowers



Information	[Type= discrete] [Format=numeric] [Range= 0-1] [Missing=*]
Statistics [NW/ W]	[Valid=6317 /-] [Invalid=922 /-]

Value	Label	Cases	Percentage
0	No	6234	 98.7%
1	Yes	83	 1.3%
Sysmiss		922	

Warning: these figures indicate the number of cases found in the data file. They cannot be interpreted as summary statistics of the population of interest.

b4_6: b4_6 What attracted you to come to Taiwan for sightseeing this time? Geographical convenience



Information	[Type= discrete] [Format=numeric] [Range= 0-1] [Missing=*]
Statistics [NW/ W]	[Valid=6317 /-] [Invalid=922 /-]

Value	Label	Cases	Percentage
0	No	5337	 84.5%
1	Yes	980	 15.5%
Sysmiss		922	

Warning: these figures indicate the number of cases found in the data file. They cannot be interpreted as summary statistics of the population of interest.

b4_7: b4_7 What attracted you to come to Taiwan for sightseeing this time? Weather

Information	[Type= discrete] [Format=numeric] [Range= 0-1] [Missing=*]
Statistics [NW/ W]	[Valid=6317 /-] [Invalid=922 /-]

Value	Label	Cases	Percentage
0	No	5650	 89.4%
1	Yes	667	 10.6%
Sysmiss		922	

Warning: these figures indicate the number of cases found in the data file. They cannot be interpreted as summary statistics of the population of interest.

b4_8: b4_8 What attracted you to come to Taiwan for sightseeing this time? Historical relics

Information	[Type= discrete] [Format=numeric] [Range= 0-1] [Missing=*]
Statistics [NW/ W]	[Valid=6317 /-] [Invalid=922 /-]

Value	Label	Cases	Percentage
0	No	5287	 83.7%

File : data2015



b4_8: b4_8 What attracted you to come to Taiwan for sightseeing this time? Historical relics

Value	Label	Cases	Percentage
1	Yes	1030	 16.3%
Sysmiss		922	

Warning: these figures indicate the number of cases found in the data file. They cannot be interpreted as summary statistics of the population of interest.

b4_9: b4_9 What attracted you to come to Taiwan for sightseeing this time? Night life



Information	[Type= discrete] [Format=numeric] [Range= 0-1] [Missing=*]
Statistics [NW/ W]	[Valid=6317 /-] [Invalid=922 /-]

Value	Label	Cases	Percentage
0	No	5994	 94.9%
1	Yes	323	 5.1%
Sysmiss		922	

Warning: these figures indicate the number of cases found in the data file. They cannot be interpreted as summary statistics of the population of interest.

b4_10: b4_10 What attracted you to come to Taiwan for sightseeing this time? Festival activities

Information	[Type= discrete] [Format=numeric] [Range= 0-1] [Missing=*]
Statistics [NW/ W]	[Valid=6317 /-] [Invalid=922 /-]

Value	Label	Cases	Percentage
0	No	6305	 99.8%
1	Yes	12	 0.2%
Sysmiss		922	

Warning: these figures indicate the number of cases found in the data file. They cannot be interpreted as summary statistics of the population of interest.

# b4_11: b4_11 What attracted you to come to Taiwan for sightseeing this time? Recreational facilities			
Information	[Type= discrete] [Format=numeric] [Range= 0-1] [Missing=*]		
Statistics [NW/ W]	[Valid=6317 /-] [Invalid=922 /-]		
Value	Label	Cases	Percentage
0	No	6271	99.3%
1	Yes	46	0.7%
Sysmiss		922	
Warning: these figures indicate the number of cases found in the data file. They cannot be interpreted as summary statistics of the population of interest.			
# b4_12: b4_12 What attracted you to come to Taiwan for sightseeing this time? Health care			
Information	[Type= discrete] [Format=numeric] [Range= 0-1] [Missing=*]		
Statistics [NW/ W]	[Valid=6317 /-] [Invalid=922 /-]		
Value	Label	Cases	Percentage
0	No	6298	99.7%
1	Yes	19	0.3%
Sysmiss		922	
Warning: these figures indicate the number of cases found in the data file. They cannot be interpreted as summary statistics of the population of interest.			
# b4_13: b4_13 What attracted you to come to Taiwan for sightseeing this time? Taiwan's customs and culture			
Information	[Type= discrete] [Format=numeric] [Range= 0-1] [Missing=*]		
Statistics [NW/ W]	[Valid=6317 /-] [Invalid=922 /-]		
Value	Label	Cases	Percentage
0	No	4778	75.6%
1	Yes	1539	24.4%
Sysmiss		922	
Warning: these figures indicate the number of cases found in the data file. They cannot be interpreted as summary statistics of the population of interest.			
# b4_14: b4_14 What attracted you to come to Taiwan for sightseeing this time? Friendliness of the people			
Information	[Type= discrete] [Format=numeric] [Range= 0-1] [Missing=*]		
Statistics [NW/ W]	[Valid=6317 /-] [Invalid=922 /-]		
Value	Label	Cases	Percentage
0	No	5070	80.3%
1	Yes	1247	19.7%
Sysmiss		922	
Warning: these figures indicate the number of cases found in the data file. They cannot be interpreted as summary statistics of the population of interest.			
# b4_15: b4_15 What attracted you to come to Taiwan for sightseeing this time? Safe social environment			
Information	[Type= discrete] [Format=numeric] [Range= 0-1] [Missing=*]		
Statistics [NW/ W]	[Valid=6317 /-] [Invalid=922 /-]		
Value	Label	Cases	Percentage
0	No	5763	91.2%
1	Yes	554	8.8%
Sysmiss		922	
Warning: these figures indicate the number of cases found in the data file. They cannot be interpreted as summary statistics of the population of interest.			
# b4_16: b4_16 What attracted you to come to Taiwan for sightseeing this time? Democracy			
Information	[Type= discrete] [Format=numeric] [Range= 0-1] [Missing=*]		
Statistics [NW/ W]	[Valid=6317 /-] [Invalid=922 /-]		

# b4_16: b4_16 What attracted you to come to Taiwan for sightseeing this time? Democracy			
Value	Label	Cases	Percentage
0	No	6220	<div><div></div></div> 98.5%
1	Yes	97	<div><div></div></div> 1.5%
Sysmiss		922	
Warning: these figures indicate the number of cases found in the data file. They cannot be interpreted as summary statistics of the population of interest.			
# b4_17: b4_17 What attracted you to come to Taiwan for sightseeing this time? Company excursion			
Information	[Type= discrete] [Format=numeric] [Range= 0-1] [Missing=*]		
Statistics [NW/ W]	[Valid=6317 /-] [Invalid=922 /-]		
Value	Label	Cases	Percentage
0	No	6097	<div><div></div></div> 96.5%
1	Yes	220	<div><div></div></div> 3.5%
Sysmiss		922	
Warning: these figures indicate the number of cases found in the data file. They cannot be interpreted as summary statistics of the population of interest.			
# b4_18: b4_18 What attracted you to come to Taiwan for sightseeing this time? Others			
Information	[Type= discrete] [Format=numeric] [Range= 0-1] [Missing=*]		
Statistics [NW/ W]	[Valid=6317 /-] [Invalid=922 /-]		
Value	Label	Cases	Percentage
0	No	5733	<div><div></div></div> 90.8%
1	Yes	584	<div><div></div></div> 9.2%
Sysmiss		922	
Warning: these figures indicate the number of cases found in the data file. They cannot be interpreted as summary statistics of the population of interest.			
# c1: c1 How did you arrange this trip to Taiwan?			
Information	[Type= discrete] [Format=numeric] [Range= 1-5] [Missing=*]		
Statistics [NW/ W]	[Valid=7239 /-] [Invalid=0 /-]		
Value	Label	Cases	Percentage
1	Group tour arranged through a travel agency (Joined a tour g	2116	<div><div></div></div> 29.2%
2	Individual tour arranged through a travel agency	183	<div><div></div></div> 2.5%
3	Accommodations arranged (and ticket booked) through a travel	2083	<div><div></div></div> 28.8%
4	Joined the activities arranged by a Taiwan travel agency aft	23	<div><div></div></div> 0.3%
5	No arrangements by a Taiwan travel agency after arrival	2834	<div><div></div></div> 39.1%
Warning: these figures indicate the number of cases found in the data file. They cannot be interpreted as summary statistics of the population of interest.			
# c2_1a: c2_1a How would you rate your level of satisfaction with the services provided by the local travel agency and tour guides? Itinerary			
Information	[Type= discrete] [Format=numeric] [Range= 0-99] [Missing=*]		
Statistics [NW/ W]	[Valid=2116 /-] [Invalid=5123 /-]		
Value	Label	Cases	Percentage
0	Not applicable	0	
1	Very dissatisfied	3	<div><div></div></div> 0.1%
2	Dissatisfied	33	<div><div></div></div> 1.6%
3	Neutral	159	<div><div></div></div> 7.5%
4	Satisfied	552	<div><div></div></div> 26.1%
5	Very satisfied	1369	<div><div></div></div> 64.7%
99	Missing	0	

c2_1a: c2_1a How would you rate your level of satisfaction with the services provided by the local travel agency and tour guides? Itinerary

Value	Label	Cases	Percentage
Sysmiss		5123	

Warning: these figures indicate the number of cases found in the data file. They cannot be interpreted as summary statistics of the population of interest.

c2_1b: c2_1b How would you rate your level of satisfaction with the services provided by the local travel agency and tour guides? Accommodations

Information	[Type= discrete] [Format=numeric] [Range= 0-99] [Missing=*]
--------------------	---

Statistics [NW/ W]	[Valid=2116 /-] [Invalid=5123 /-]
---------------------------	-----------------------------------

Value	Label	Cases	Percentage
0	Not applicable	0	
1	Very dissatisfied	3	0.1%
2	Dissatisfied	16	0.8%
3	Neutral	159	7.5%
4	Satisfied	561	26.5%
5	Very satisfied	1377	65.1%
99	Missing	0	
Sysmiss		5123	

Warning: these figures indicate the number of cases found in the data file. They cannot be interpreted as summary statistics of the population of interest.

c2_1c: c2_1c How would you rate your level of satisfaction with the services provided by the local travel agency and tour guides? Transportation

Information	[Type= discrete] [Format=numeric] [Range= 0-99] [Missing=*]
--------------------	---

Statistics [NW/ W]	[Valid=2116 /-] [Invalid=5123 /-]
---------------------------	-----------------------------------

Value	Label	Cases	Percentage
0	Not applicable	0	
1	Very dissatisfied	0	
2	Dissatisfied	2	0.1%
3	Neutral	97	4.6%
4	Satisfied	463	21.9%
5	Very satisfied	1554	73.4%
99	Missing	0	
Sysmiss		5123	

Warning: these figures indicate the number of cases found in the data file. They cannot be interpreted as summary statistics of the population of interest.

c2_1d: c2_1d How would you rate your level of satisfaction with the services provided by the local travel agency and tour guides? Meals

Information	[Type= discrete] [Format=numeric] [Range= 0-99] [Missing=*]
--------------------	---

Statistics [NW/ W]	[Valid=2116 /-] [Invalid=5123 /-]
---------------------------	-----------------------------------

Value	Label	Cases	Percentage
0	Not applicable	0	
1	Very dissatisfied	9	0.4%
2	Dissatisfied	53	2.5%
3	Neutral	274	12.9%
4	Satisfied	546	25.8%
5	Very satisfied	1234	58.3%
99	Missing	0	

c2_1d: c2_1d How would you rate your level of satisfaction with the services provided by the local travel agency and tour guides? Meals

Value	Label	Cases	Percentage
Sysmiss		5123	

Warning: these figures indicate the number of cases found in the data file. They cannot be interpreted as summary statistics of the population of interest.

c2_1e: c2_1e How would you rate your level of satisfaction with the services provided by the local travel agency and tour guides? Professionalism of the tour guides

Information	[Type= discrete] [Format=numeric] [Range= 0-99] [Missing=*]
Statistics [NW/ W]	[Valid=2116 /-] [Invalid=5123 /-]

Value	Label	Cases	Percentage
0	Not applicable	0	
1	Very dissatisfied	4	0.2%
2	Dissatisfied	11	0.5%
3	Neutral	100	4.7%
4	Satisfied	444	21.0%
5	Very satisfied	1557	73.6%
99	Missing	0	
Sysmiss		5123	

Warning: these figures indicate the number of cases found in the data file. They cannot be interpreted as summary statistics of the population of interest.

c2_1f: c2_1f How would you rate your level of satisfaction with the services provided by the local travel agency and tour guides? The tour guides' ability to handle emergencies

Information	[Type= discrete] [Format=numeric] [Range= 0-99] [Missing=*]
Statistics [NW/ W]	[Valid=2116 /-] [Invalid=5123 /-]

Value	Label	Cases	Percentage
0	Not applicable	353	16.7%
1	Very dissatisfied	8	0.4%
2	Dissatisfied	6	0.3%
3	Neutral	66	3.1%
4	Satisfied	341	16.1%
5	Very satisfied	1342	63.4%
99	Missing	0	
Sysmiss		5123	

Warning: these figures indicate the number of cases found in the data file. They cannot be interpreted as summary statistics of the population of interest.

c2_1g: c2_1g How would you rate your level of satisfaction with the services provided by the local travel agency and tour guides? The tour guides' integral service performances

Information	[Type= discrete] [Format=numeric] [Range= 0-99] [Missing=*]
Statistics [NW/ W]	[Valid=2116 /-] [Invalid=5123 /-]

Value	Label	Cases	Percentage
0	Not applicable	0	
1	Very dissatisfied	2	0.1%
2	Dissatisfied	13	0.6%
3	Neutral	86	4.1%
4	Satisfied	451	21.3%
5	Very satisfied	1564	73.9%
99	Missing	0	

c2_1g: c2_1g How would you rate your level of satisfaction with the services provided by the local travel agency and tour guides? The tour guides' integral service performances

Value	Label	Cases	Percentage
Sysmiss		5123	

Warning: these figures indicate the number of cases found in the data file. They cannot be interpreted as summary statistics of the population of interest.

c2_1h: c2_1h How would you rate your level of satisfaction with the services provided by the local travel agency and tour guides? Overall impression

Information	[Type= discrete] [Format=numeric] [Range= 0-99] [Missing=*]
Statistics [NW/ W]	[Valid=2116 /-] [Invalid=5123 /-]

Value	Label	Cases	Percentage
0	Not applicable	0	
1	Very dissatisfied	2	0.1%
2	Dissatisfied	8	0.4%
3	Neutral	108	5.1%
4	Satisfied	538	25.4%
5	Very satisfied	1460	69.0%
99	Missing	0	
Sysmiss		5123	

Warning: these figures indicate the number of cases found in the data file. They cannot be interpreted as summary statistics of the population of interest.

c2_2a: c2_2a What are your comments on shopping arranged by the local travel agency? Number of shopping trips

Information	[Type= discrete] [Format=numeric] [Range= 0-15] [Missing=*]
Statistics [NW/ W]	[Valid=2116 /-] [Invalid=5123 /-] [Mean=4.63 /-] [StdDev=2.169 /-]

Value	Label	Cases	Percentage
0		48	2.3%
1		93	4.4%
2		173	8.2%
3		386	18.2%
4		335	15.8%
5		386	18.2%
6		278	13.1%
7		189	8.9%
8		175	8.3%
9		12	0.6%
10		34	1.6%
11		1	0.0%
12		3	0.1%
14		1	0.0%
15		2	0.1%
Sysmiss		5123	

Warning: these figures indicate the number of cases found in the data file. They cannot be interpreted as summary statistics of the population of interest.

c2_2b: c2_2b What are your comments on shopping arranged by the local travel agency? Commodity prices

Information	[Type= discrete] [Format=numeric] [Range= 1-5] [Missing=*]
Statistics [NW/ W]	[Valid=2068 /-] [Invalid=5171 /-]

Value	Label	Cases	Percentage
1	Very low-price	9	0.4%

# c2_2b: c2_2b What are your comments on shopping arranged by the local travel agency? Commodity prices			
Value	Label	Cases	Percentage
2	Low-price	177	<div><div></div></div> 8.6%
3	Good-price	1287	<div><div></div></div> 62.2%
4	High-price	538	<div><div></div></div> 26.0%
5	Very high-price	57	<div><div></div></div> 2.8%
Sysmiss		5171	
Warning: these figures indicate the number of cases found in the data file. They cannot be interpreted as summary statistics of the population of interest.			
# c3_1: c3_1 After arrival, have you ever made travel arrangements through local travel agencies? none			
Information	[Type= discrete] [Format=numeric] [Range= 0-1] [Missing=*]		
Statistics [NW/ W]	[Valid=2106 /-] [Invalid=5133 /-]		
Value	Label	Cases	Percentage
0	No	172	<div><div></div></div> 8.2%
1	Yes	1934	<div><div></div></div> 91.8%
Sysmiss		5133	
Warning: these figures indicate the number of cases found in the data file. They cannot be interpreted as summary statistics of the population of interest.			
# c3_2: c3_2 After arrival, have you ever made travel arrangements through local travel agencies? half-day tour			
Information	[Type= discrete] [Format=numeric] [Range= 0-1] [Missing=*]		
Statistics [NW/ W]	[Valid=2106 /-] [Invalid=5133 /-]		
Value	Label	Cases	Percentage
0	No	2071	<div><div></div></div> 98.3%
1	Yes	35	<div><div></div></div> 1.7%
Sysmiss		5133	
Warning: these figures indicate the number of cases found in the data file. They cannot be interpreted as summary statistics of the population of interest.			
# c3_3: c3_3 After arrival, have you ever made travel arrangements through local travel agencies? one-day tour			
Information	[Type= discrete] [Format=numeric] [Range= 0-1] [Missing=*]		
Statistics [NW/ W]	[Valid=2106 /-] [Invalid=5133 /-]		
Value	Label	Cases	Percentage
0	No	1997	<div><div></div></div> 94.8%
1	Yes	109	<div><div></div></div> 5.2%
Sysmiss		5133	
Warning: these figures indicate the number of cases found in the data file. They cannot be interpreted as summary statistics of the population of interest.			
# c3_4: c3_4 After arrival, have you ever made travel arrangements through local travel agencies? two-day tour			
Information	[Type= discrete] [Format=numeric] [Range= 0-1] [Missing=*]		
Statistics [NW/ W]	[Valid=2106 /-] [Invalid=5133 /-]		
Value	Label	Cases	Percentage
0	No	2089	<div><div></div></div> 99.2%
1	Yes	17	<div><div></div></div> 0.8%
Sysmiss		5133	
Warning: these figures indicate the number of cases found in the data file. They cannot be interpreted as summary statistics of the population of interest.			
# c3_5: c3_5 After arrival, have you ever made travel arrangements through local travel agencies? over three-day tour			
Information	[Type= discrete] [Format=numeric] [Range= 0-1] [Missing=*]		
Statistics [NW/ W]	[Valid=2106 /-] [Invalid=5133 /-]		

# c3_5: c3_5 After arrival, have you ever made travel arrangements through local travel agencies? over three-day tour			
Value	Label	Cases	Percentage
0	No	2095	<div></div> 99.5%
1	Yes	11	<div></div> 0.5%
Sysmiss		5133	
Warning: these figures indicate the number of cases found in the data file. They cannot be interpreted as summary statistics of the population of interest.			
# c4: c4 Did you pay any prepaid travel expenses for personal itinerary before arrival?			
Information	[Type= discrete] [Format=numeric] [Range= 1-2] [Missing=*]		
Statistics [NW/ W]	[Valid=7239 /-] [Invalid=0 /-]		
Value	Label	Cases	Percentage
1	Yes	5635	<div></div> 77.8%
2	No	1604	<div></div> 22.2%
Warning: these figures indicate the number of cases found in the data file. They cannot be interpreted as summary statistics of the population of interest.			
# c5a: c5a How much did you prepay before arrival?			
Information	[Type= continuous] [Format=numeric] [Range= 2-15000000] [Missing=*]		
Statistics [NW/ W]	[Valid=5635 /-] [Invalid=1604 /-] [Mean=61283.393 /-] [StdDev=353157.581 /-]		
# c5b: c5b How much did you prepay before arrival? Type of currency			
Information	[Type= discrete] [Format=numeric] [Range= 1-18] [Missing=*]		
Statistics [NW/ W]	[Valid=5635 /-] [Invalid=1604 /-]		
Value	Label	Cases	Percentage
1	JPY	808	<div></div> 14.3%
2	CNY	2509	<div></div> 44.5%
3	HKD	643	<div></div> 11.4%
4	SGD	133	<div></div> 2.4%
5	KRW	376	<div></div> 6.7%
6	MYR	83	<div></div> 1.5%
7	THB	24	<div></div> 0.4%
8	USD	236	<div></div> 4.2%
9	CAD	9	<div></div> 0.2%
10	GBP	14	<div></div> 0.2%
11	EUR	28	<div></div> 0.5%
14	AUD	18	<div></div> 0.3%
16	NTD	738	<div></div> 13.1%
17	IDR	2	<div></div> 0.0%
18	PHP	14	<div></div> 0.2%
Sysmiss		1604	
Warning: these figures indicate the number of cases found in the data file. They cannot be interpreted as summary statistics of the population of interest.			
# c5c: c5c How much did you prepay before arrival? Air/ship fare			
Information	[Type= discrete] [Format=numeric] [Range= 1-2] [Missing=*]		
Statistics [NW/ W]	[Valid=5635 /-] [Invalid=1604 /-]		
Value	Label	Cases	Percentage
1	Include air/ship fare	3669	<div></div> 65.1%
2	Excluded air/ship fare	1966	<div></div> 34.9%
Sysmiss		1604	

# c5c: c5c How much did you prepay before arrival? Air/ship fare			
Warning: these figures indicate the number of cases found in the data file. They cannot be interpreted as summary statistics of the population of interest.			
# c6_1: c6_1 Which of the following expenses did you prepay before arrival? Hotel			
Information	[Type= discrete] [Format=numeric] [Range= 0-1] [Missing=*]		
Statistics [NW/ W]	[Valid=5635 /-] [Invalid=1604 /-]		
Value	Label	Cases	Percentage
0	No	36	0.6%
1	Yes	5599	99.4%
Sysmiss		1604	
Warning: these figures indicate the number of cases found in the data file. They cannot be interpreted as summary statistics of the population of interest.			
# c6_2: c6_2 Which of the following expenses did you prepay before arrival? Meals outside hotel			
Information	[Type= discrete] [Format=numeric] [Range= 0-1] [Missing=*]		
Statistics [NW/ W]	[Valid=5635 /-] [Invalid=1604 /-]		
Value	Label	Cases	Percentage
0	No	3311	58.8%
1	Yes	2324	41.2%
Sysmiss		1604	
Warning: these figures indicate the number of cases found in the data file. They cannot be interpreted as summary statistics of the population of interest.			
# c6_3: c6_3 Which of the following expenses did you prepay before arrival? Local transportation			
Information	[Type= discrete] [Format=numeric] [Range= 0-1] [Missing=*]		
Statistics [NW/ W]	[Valid=5635 /-] [Invalid=1604 /-]		
Value	Label	Cases	Percentage
0	No	3192	56.6%
1	Yes	2443	43.4%
Sysmiss		1604	
Warning: these figures indicate the number of cases found in the data file. They cannot be interpreted as summary statistics of the population of interest.			
# c6_4: c6_4 Which of the following expenses did you prepay before arrival? Entertainment			
Information	[Type= discrete] [Format=numeric] [Range= 0-1] [Missing=*]		
Statistics [NW/ W]	[Valid=5635 /-] [Invalid=1604 /-]		
Value	Label	Cases	Percentage
0	No	3313	58.8%
1	Yes	2322	41.2%
Sysmiss		1604	
Warning: these figures indicate the number of cases found in the data file. They cannot be interpreted as summary statistics of the population of interest.			
# c6_5: c6_5 Which of the following expenses did you prepay before arrival? Miscellaneous expenses			
Information	[Type= discrete] [Format=numeric] [Range= 0-1] [Missing=*]		
Statistics [NW/ W]	[Valid=5635 /-] [Invalid=1604 /-]		
Value	Label	Cases	Percentage
0	No	3287	58.3%
1	Yes	2348	41.7%
Sysmiss		1604	
Warning: these figures indicate the number of cases found in the data file. They cannot be interpreted as summary statistics of the population of interest.			

# c7a: c7a How much money in total did you spend in Taiwan on this trip?			
Information	[Type= continuous] [Format=numeric] [Range= 10-7000000] [Missing=*]		
Statistics [NW/ W]	[Valid=7239 /-] [Invalid=0 /-] [Mean=46517.889 /-] [StdDev=168318.161 /-]		
# c7b: c7b How much money in total did you spend in Taiwan on this trip? Type of currency			
Information	[Type= discrete] [Format=numeric] [Range= 1-18] [Missing=*]		
Statistics [NW/ W]	[Valid=7239 /-] [Invalid=0 /-]		
Value	Label	Cases	Percentage
1	JPY	804	<div><div></div></div> 11.1%
2	CNY	2368	<div><div></div></div> 32.7%
3	HKD	555	<div><div></div></div> 7.7%
4	SGD	124	<div><div></div></div> 1.7%
5	KRW	364	<div><div></div></div> 5.0%
6	MYR	81	<div><div></div></div> 1.1%
7	THB	18	<div><div></div></div> 0.2%
8	USD	340	<div><div></div></div> 4.7%
9	CAD	13	<div><div></div></div> 0.2%
10	GBP	12	<div><div></div></div> 0.2%
11	EUR	52	<div><div></div></div> 0.7%
14	AUD	18	<div><div></div></div> 0.2%
16	NTD	2482	<div><div></div></div> 34.3%
17	IDR	0	
18	PHP	8	<div><div></div></div> 0.1%
Warning: these figures indicate the number of cases found in the data file. They cannot be interpreted as summary statistics of the population of interest.			
# c8_1a: c8_1a Please itemize these expenses in terms of their amount or percentage: Hotel bills			
Information	[Type= continuous] [Format=numeric] [Range= 0-3000000] [Missing=*]		
Statistics [NW/ W]	[Valid=7239 /-] [Invalid=0 /-] [Mean=5928.864 /-] [StdDev=51107.214 /-]		
# c8_1b: c8_1b Please itemize these expenses in terms of their amount or percentage: Hotel bills(person)			
Information	[Type= discrete] [Format=numeric] [Range= 1-8] [Missing=*]		
Statistics [NW/ W]	[Valid=1708 /-] [Invalid=5531 /-] [Mean=1.427 /-] [StdDev=0.859 /-]		
Value	Label	Cases	Percentage
1		1220	<div><div></div></div> 71.4%
2		351	<div><div></div></div> 20.6%
3		73	<div><div></div></div> 4.3%
4		42	<div><div></div></div> 2.5%
5		13	<div><div></div></div> 0.8%
6		3	<div><div></div></div> 0.2%
7		2	<div><div></div></div> 0.1%
8		4	<div><div></div></div> 0.2%
Sysmiss		5531	
Warning: these figures indicate the number of cases found in the data file. They cannot be interpreted as summary statistics of the population of interest.			
# c8_2a: c8_2a Please itemize these expenses in terms of their amount or percentage: Meals excluding hotel meals			
Information	[Type= continuous] [Format=numeric] [Range= 0-2800000] [Missing=*]		
Statistics [NW/ W]	[Valid=7239 /-] [Invalid=0 /-] [Mean=12065.641 /-] [StdDev=54859.412 /-]		

# c8_2b: c8_2b Please itemize these expenses in terms of their amount or percentage: Meals excluding hotel meals(person)			
Information		[Type= discrete] [Format=numeric] [Range= 1-10] [Missing=*]	
Statistics [NW/ W]		[Valid=5923 -/] [Invalid=1316 -/] [Mean=1.462 -/] [StdDev=0.922 -/]	
Value	Label	Cases	Percentage
1		4196	<div><div></div></div> 70.8%
2		1174	<div><div></div></div> 19.8%
3		273	<div><div></div></div> 4.6%
4		180	<div><div></div></div> 3.0%
5		56	<div><div></div></div> 0.9%
6		27	<div><div></div></div> 0.5%
7		3	<div><div></div></div> 0.1%
8		12	<div><div></div></div> 0.2%
9		1	<div><div></div></div> 0.0%
10		1	<div><div></div></div> 0.0%
Sysmiss		1316	
Warning: these figures indicate the number of cases found in the data file. They cannot be interpreted as summary statistics of the population of interest.			
# c8_3a: c8_3a Please itemize these expenses in terms of their amount or percentage: Local transportation			
Information		[Type= continuous] [Format=numeric] [Range= 0-750000] [Missing=*]	
Statistics [NW/ W]		[Valid=7239 -/] [Invalid=0 -/] [Mean=6255.653 -/] [StdDev=27202.533 -/]	
# c8_3b: c8_3b Please itemize these expenses in terms of their amount or percentage: Local transportation(person)			
Information		[Type= discrete] [Format=numeric] [Range= 1-9] [Missing=*]	
Statistics [NW/ W]		[Valid=5179 -/] [Invalid=2060 -/] [Mean=1.446 -/] [StdDev=0.904 -/]	
Value	Label	Cases	Percentage
1		3725	<div><div></div></div> 71.9%
2		976	<div><div></div></div> 18.8%
3		243	<div><div></div></div> 4.7%
4		155	<div><div></div></div> 3.0%
5		46	<div><div></div></div> 0.9%
6		19	<div><div></div></div> 0.4%
7		3	<div><div></div></div> 0.1%
8		11	<div><div></div></div> 0.2%
9		1	<div><div></div></div> 0.0%
Sysmiss		2060	
Warning: these figures indicate the number of cases found in the data file. They cannot be interpreted as summary statistics of the population of interest.			
# c8_4a: c8_4a Please itemize these expenses in terms of their amount or percentage: Entertainment			
Information		[Type= continuous] [Format=numeric] [Range= 0-750000] [Missing=*]	
Statistics [NW/ W]		[Valid=7239 -/] [Invalid=0 -/] [Mean=1398.657 -/] [StdDev=11821.403 -/]	
# c8_4b: c8_4b Please itemize these expenses in terms of their amount or percentage: Entertainment(person)			
Information		[Type= discrete] [Format=numeric] [Range= 1-9] [Missing=*]	
Statistics [NW/ W]		[Valid=2125 -/] [Invalid=5114 -/] [Mean=1.502 -/] [StdDev=0.966 -/]	
Value	Label	Cases	Percentage
1		1457	<div><div></div></div> 68.6%
2		456	<div><div></div></div> 21.5%

# c8_4b: c8_4b Please itemize these expenses in terms of their amount or percentage: Entertainment(person)			
Value	Label	Cases	Percentage
3		100	<div><div></div></div> 4.7%
4		72	<div><div></div></div> 3.4%
5		24	<div><div></div></div> 1.1%
6		6	<div><div></div></div> 0.3%
7		2	<div><div></div></div> 0.1%
8		7	<div><div></div></div> 0.3%
9		1	<div><div></div></div> 0.0%
Sysmiss		5114	
Warning: these figures indicate the number of cases found in the data file. They cannot be interpreted as summary statistics of the population of interest.			
# c8_5a: c8_5a Please itemize these expenses in terms of their amount or percentage: Miscellaneous expenses			
Information	[Type= continuous] [Format=numeric] [Range= 0-800000] [Missing=*]		
Statistics [NW/ W]	[Valid=7239 /-] [Invalid=0 /-] [Mean=1030.347 /-] [StdDev=15518.753 /-]		
# c8_5b: c8_5b Please itemize these expenses in terms of their amount or percentage: Miscellaneous expenses(person)			
Information	[Type= discrete] [Format=numeric] [Range= 1-9] [Missing=*]		
Statistics [NW/ W]	[Valid=1004 /-] [Invalid=6235 /-] [Mean=1.471 /-] [StdDev=0.921 /-]		
Value	Label	Cases	Percentage
1		699	<div><div></div></div> 69.6%
2		216	<div><div></div></div> 21.5%
3		38	<div><div></div></div> 3.8%
4		36	<div><div></div></div> 3.6%
5		9	<div><div></div></div> 0.9%
6		3	<div><div></div></div> 0.3%
8		2	<div><div></div></div> 0.2%
9		1	<div><div></div></div> 0.1%
Sysmiss		6235	
Warning: these figures indicate the number of cases found in the data file. They cannot be interpreted as summary statistics of the population of interest.			
# c8_6a: c8_6a Please itemize these expenses in terms of their amount or percentage: Shopping			
Information	[Type= continuous] [Format=numeric] [Range= 0-2800000] [Missing=*]		
Statistics [NW/ W]	[Valid=7239 /-] [Invalid=0 /-] [Mean=19838.726 /-] [StdDev=76213.503 /-]		
# c8_6b: c8_6b Please itemize these expenses in terms of their amount or percentage: Shopping(person)			
Information	[Type= discrete] [Format=numeric] [Range= 1-9] [Missing=*]		
Statistics [NW/ W]	[Valid=6654 /-] [Invalid=585 /-] [Mean=1.429 /-] [StdDev=0.879 /-]		
Value	Label	Cases	Percentage
1		4824	<div><div></div></div> 72.5%
2		1253	<div><div></div></div> 18.8%
3		300	<div><div></div></div> 4.5%
4		178	<div><div></div></div> 2.7%
5		56	<div><div></div></div> 0.8%
6		28	<div><div></div></div> 0.4%
7		3	<div><div></div></div> 0.0%
8		11	<div><div></div></div> 0.2%
9		1	<div><div></div></div> 0.0%

# c8_6b: c8_6b Please itemize these expenses in terms of their amount or percentage: Shopping(person)			
Value	Label	Cases	Percentage
Sysmiss		585	
Warning: these figures indicate the number of cases found in the data file. They cannot be interpreted as summary statistics of the population of interest.			
# c8_6_1: c8_6_1 Please itemize these expenses in terms of their amount or percentage: Clothes or accessories			
Information	[Type= continuous] [Format=numeric] [Range= 0-700000] [Missing=*]		
Statistics [NW/ W]	[Valid=7239 /-] [Invalid=0 /-] [Mean=2106.959 /-] [StdDev=16537.954 /-]		
# c8_6_2: c8_6_2 Please itemize these expenses in terms of their amount or percentage: Jewelry or jade			
Information	[Type= continuous] [Format=numeric] [Range= 0-780000] [Missing=*]		
Statistics [NW/ W]	[Valid=7239 /-] [Invalid=0 /-] [Mean=1649.324 /-] [StdDev=14631.033 /-]		
# c8_6_3: c8_6_3 Please itemize these expenses in terms of their amount or percentage: Souvenirs or handicraft products			
Information	[Type= continuous] [Format=numeric] [Range= 0-600000] [Missing=*]		
Statistics [NW/ W]	[Valid=7239 /-] [Invalid=0 /-] [Mean=2329.768 /-] [StdDev=18124.968 /-]		

# c8_6_4: c8_6_4 Please itemize these expenses in terms of their amount or percentage: Cosmetics or perfumes			
Information		[Type= continuous] [Format=numeric] [Range= 0-1400000] [Missing=*]	
Statistics [NW/ W]		[Valid=7239 /-] [Invalid=0 /-] [Mean=2108.248 /-] [StdDev=21423.447 /-]	
# c8_6_5: c8_6_5 Please itemize these expenses in terms of their amount or percentage: Local special products			
Information		[Type= continuous] [Format=numeric] [Range= 0-1800000] [Missing=*]	
Statistics [NW/ W]		[Valid=7239 /-] [Invalid=0 /-] [Mean=8967.102 /-] [StdDev=42523.789 /-]	
# c8_6_6: c8_6_6 Please itemize these expenses in terms of their amount or percentage: Tobacco or alcohol			
Information		[Type= continuous] [Format=numeric] [Range= 0-250000] [Missing=*]	
Statistics [NW/ W]		[Valid=7239 /-] [Invalid=0 /-] [Mean=537.346 /-] [StdDev=5987.598 /-]	
# c8_6_7: c8_6_7 Please itemize these expenses in terms of their amount or percentage: Chinese herbal medicine or health food			
Information		[Type= continuous] [Format=numeric] [Range= 0-50000] [Missing=*]	
Statistics [NW/ W]		[Valid=7239 /-] [Invalid=0 /-] [Mean=127.01 /-] [StdDev=1221.288 /-]	
# c8_6_8: c8_6_8 Please itemize these expenses in terms of their amount or percentage: 3C or electric appliances			
Information		[Type= continuous] [Format=numeric] [Range= 0-250000] [Missing=*]	
Statistics [NW/ W]		[Valid=7239 /-] [Invalid=0 /-] [Mean=364.984 /-] [StdDev=5146.314 /-]	
# c8_6_9: c8_6_9 Please itemize these expenses in terms of their amount or percentage: Tea			
Information		[Type= continuous] [Format=numeric] [Range= 0-300000] [Missing=*]	
Statistics [NW/ W]		[Valid=7239 /-] [Invalid=0 /-] [Mean=1161.486 /-] [StdDev=9297.96 /-]	
# c8_6_10: c8_6_10 Please itemize these expenses in terms of their amount or percentage: Others			
Information		[Type= continuous] [Format=numeric] [Range= 0-392000] [Missing=*]	
Statistics [NW/ W]		[Valid=7239 /-] [Invalid=0 /-] [Mean=486.5 /-] [StdDev=7034.848 /-]	
# c9: c9 Did you claim a tax refund prior to departure?			
Information		[Type= discrete] [Format=numeric] [Range= 1-2] [Missing=*]	
Statistics [NW/ W]		[Valid=7239 /-] [Invalid=0 /-]	
Value	Label	Cases	Percentage
1	Yes	1930	<div></div> 26.7%
2	No	5309	<div></div> 73.3%
Warning: these figures indicate the number of cases found in the data file. They cannot be interpreted as summary statistics of the population of interest.			
# c10: c10 Were the refund procedures easy to follow and convenient?			
Information		[Type= discrete] [Format=numeric] [Range= 1-2] [Missing=*]	
Statistics [NW/ W]		[Valid=1930 /-] [Invalid=5309 /-]	
Value	Label	Cases	Percentage
1	Yes	1862	<div></div> 96.5%
2	No	68	<div></div> 3.5%
Sysmiss		5309	
Warning: these figures indicate the number of cases found in the data file. They cannot be interpreted as summary statistics of the population of interest.			
# d1_1: d1_1 Please check all activities that you have participated in during your stay in Taiwan : Eco tour			
Information		[Type= discrete] [Format=numeric] [Range= 0-1] [Missing=*]	
Statistics [NW/ W]		[Valid=7239 /-] [Invalid=0 /-]	

# d1_1: d1_1 Please check all activities that you have participated in during your stay in Taiwan : Eco tour			
Value	Label	Cases	Percentage
0	No	7008	<div><div></div></div> 96.8%
1	Yes	231	<div><div></div></div> 3.2%
Warning: these figures indicate the number of cases found in the data file. They cannot be interpreted as summary statistics of the population of interest.			
# d1_2: d1_2 Please check all activities that you have participated in during your stay in Taiwan : Sports or sporting competitions			
Information	[Type= discrete] [Format=numeric] [Range= 0-1] [Missing=*]		
Statistics [NW/ W]	[Valid=7239 /-] [Invalid=0 /-]		
Value	Label	Cases	Percentage
0	No	7180	<div><div></div></div> 99.2%
1	Yes	59	<div><div></div></div> 0.8%
Warning: these figures indicate the number of cases found in the data file. They cannot be interpreted as summary statistics of the population of interest.			
# d1_3: d1_3 Please check all activities that you have participated in during your stay in Taiwan : Hot spring soaking			
Information	[Type= discrete] [Format=numeric] [Range= 0-1] [Missing=*]		
Statistics [NW/ W]	[Valid=7239 /-] [Invalid=0 /-]		
Value	Label	Cases	Percentage
0	No	5978	<div><div></div></div> 82.6%
1	Yes	1261	<div><div></div></div> 17.4%
Warning: these figures indicate the number of cases found in the data file. They cannot be interpreted as summary statistics of the population of interest.			
# d1_4: d1_4 Please check all activities that you have participated in during your stay in Taiwan : Taking wedding or salon shots			
Information	[Type= discrete] [Format=numeric] [Range= 0-1] [Missing=*]		
Statistics [NW/ W]	[Valid=7239 /-] [Invalid=0 /-]		
Value	Label	Cases	Percentage
0	No	7221	<div><div></div></div> 99.8%
1	Yes	18	<div><div></div></div> 0.2%
Warning: these figures indicate the number of cases found in the data file. They cannot be interpreted as summary statistics of the population of interest.			
# d1_5: d1_5 Please check all activities that you have participated in during your stay in Taiwan : Exhibitions			
Information	[Type= discrete] [Format=numeric] [Range= 0-1] [Missing=*]		
Statistics [NW/ W]	[Valid=7239 /-] [Invalid=0 /-]		
Value	Label	Cases	Percentage
0	No	6543	<div><div></div></div> 90.4%
1	Yes	696	<div><div></div></div> 9.6%
Warning: these figures indicate the number of cases found in the data file. They cannot be interpreted as summary statistics of the population of interest.			
# d1_6: d1_6 Please check all activities that you have participated in during your stay in Taiwan : Cultural events			
Information	[Type= discrete] [Format=numeric] [Range= 0-1] [Missing=*]		
Statistics [NW/ W]	[Valid=7239 /-] [Invalid=0 /-]		
Value	Label	Cases	Percentage
0	No	7186	<div><div></div></div> 99.3%
1	Yes	53	<div><div></div></div> 0.7%
Warning: these figures indicate the number of cases found in the data file. They cannot be interpreted as summary statistics of the population of interest.			

d1_7: d1_7 Please check all activities that you have participated in during your stay in Taiwan : Festival activities

Information

[Type= discrete] [Format=numeric] [Range= 0-1] [Missing=*]

Statistics [NW/ W]

[Valid=7239 /-] [Invalid=0 /-]

Value	Label	Cases	Percentage
0	No	7163	<div></div> 99.0%
1	Yes	76	<div></div> 1.0%

Warning: these figures indicate the number of cases found in the data file. They cannot be interpreted as summary statistics of the population of interest.

d1_8: d1_8 Please check all activities that you have participated in during your stay in Taiwan : Shopping

Information

[Type= discrete] [Format=numeric] [Range= 0-1] [Missing=*]

Statistics [NW/ W]

[Valid=7239 /-] [Invalid=0 /-]

Value	Label	Cases	Percentage
0	No	585	<div></div> 8.1%
1	Yes	6654	<div></div> 91.9%

Warning: these figures indicate the number of cases found in the data file. They cannot be interpreted as summary statistics of the population of interest.

d1_9: d1_9 Please check all activities that you have participated in during your stay in Taiwan : Night market

Information

[Type= discrete] [Format=numeric] [Range= 0-1] [Missing=*]

Statistics [NW/ W]

[Valid=7239 /-] [Invalid=0 /-]

Value	Label	Cases	Percentage
0	No	1209	<div></div> 16.7%
1	Yes	6030	<div></div> 83.3%

Warning: these figures indicate the number of cases found in the data file. They cannot be interpreted as summary statistics of the population of interest.

d1_10: d1_10 Please check all activities that you have participated in during your stay in Taiwan : Historical relics sightseeing

Information

[Type= discrete] [Format=numeric] [Range= 0-1] [Missing=*]

Statistics [NW/ W]

[Valid=7239 /-] [Invalid=0 /-]

Value	Label	Cases	Percentage
0	No	3904	<div></div> 53.9%
1	Yes	3335	<div></div> 46.1%

Warning: these figures indicate the number of cases found in the data file. They cannot be interpreted as summary statistics of the population of interest.

d1_11: d1_11 Please check all activities that you have participated in during your stay in Taiwan : SPA, sauna

Information

[Type= discrete] [Format=numeric] [Range= 0-1] [Missing=*]

Statistics [NW/ W]

[Valid=7239 /-] [Invalid=0 /-]

Value	Label	Cases	Percentage
0	No	7194	<div></div> 99.4%
1	Yes	45	<div></div> 0.6%

Warning: these figures indicate the number of cases found in the data file. They cannot be interpreted as summary statistics of the population of interest.

d1_12: d1_12 Please check all activities that you have participated in during your stay in Taiwan : Massage or acupressure

Information

[Type= discrete] [Format=numeric] [Range= 0-1] [Missing=*]

Statistics [NW/ W]

[Valid=7239 /-] [Invalid=0 /-]

Value	Label	Cases	Percentage
0	No	6648	<div></div> 91.8%
1	Yes	591	<div></div> 8.2%

Warning: these figures indicate the number of cases found in the data file. They cannot be interpreted as summary statistics of the population of interest.

d1_13: d1_13 Please check all activities that you have participated in during your stay in Taiwan : Skin care treatment or manicure nail art

Information

[Type= discrete] [Format=numeric] [Range= 0-1] [Missing=*]

Statistics [NW/ W]

[Valid=7239 /-] [Invalid=0 /-]

Value	Label	Cases	Percentage
0	No	7210	<div></div> 99.6%
1	Yes	29	<div></div> 0.4%

Warning: these figures indicate the number of cases found in the data file. They cannot be interpreted as summary statistics of the population of interest.

d1_14: d1_14 Please check all activities that you have participated in during your stay in Taiwan : Karaoke or KTV

Information

[Type= discrete] [Format=numeric] [Range= 0-1] [Missing=*]

Statistics [NW/ W]

[Valid=7239 /-] [Invalid=0 /-]

Value	Label	Cases	Percentage
0	No	7147	<div></div> 98.7%
1	Yes	92	<div></div> 1.3%

Warning: these figures indicate the number of cases found in the data file. They cannot be interpreted as summary statistics of the population of interest.

d1_15: d1_15 Please check all activities that you have participated in during your stay in Taiwan : Pubs or night clubs

Information

[Type= discrete] [Format=numeric] [Range= 0-1] [Missing=*]

Statistics [NW/ W]

[Valid=7239 /-] [Invalid=0 /-]

Value	Label	Cases	Percentage
0	No	7018	<div></div> 96.9%
1	Yes	221	<div></div> 3.1%

Warning: these figures indicate the number of cases found in the data file. They cannot be interpreted as summary statistics of the population of interest.

d1_16: d1_16 Please check all activities that you have participated in during your stay in Taiwan : Lake tour

Information

[Type= discrete] [Format=numeric] [Range= 0-1] [Missing=*]

Statistics [NW/ W]

[Valid=7239 /-] [Invalid=0 /-]

Value	Label	Cases	Percentage
0	No	5175	<div></div> 71.5%
1	Yes	2064	<div></div> 28.5%

Warning: these figures indicate the number of cases found in the data file. They cannot be interpreted as summary statistics of the population of interest.

d1_17: d1_17 Please check all activities that you have participated in during your stay in Taiwan : Theme park

Information

[Type= discrete] [Format=numeric] [Range= 0-1] [Missing=*]

Statistics [NW/ W]

[Valid=7239 /-] [Invalid=0 /-]

Value	Label	Cases	Percentage
0	No	6892	<div></div> 95.2%
1	Yes	347	<div></div> 4.8%

Warning: these figures indicate the number of cases found in the data file. They cannot be interpreted as summary statistics of the population of interest.

d1_18: d1_18 Please check all activities that you have participated in during your stay in Taiwan : Health care

Information

[Type= discrete] [Format=numeric] [Range= 0-1] [Missing=*]

Statistics [NW/ W]

[Valid=7239 /-] [Invalid=0 /-]

Value	Label	Cases	Percentage
0	No	7211	<div></div> 99.6%
1	Yes	28	<div></div> 0.4%

Warning: these figures indicate the number of cases found in the data file. They cannot be interpreted as summary statistics of the population of interest.

# d1_19: d1_19 Please check all activities that you have participated in during your stay in Taiwan : Others			
Information	[Type= discrete] [Format=numeric] [Range= 0-1] [Missing=*]		
Statistics [NW/ W]	[Valid=7239 /-] [Invalid=0 /-]		
Value	Label	Cases	Percentage
0	No	7147	98.7%
1	Yes	92	1.3%
Warning: these figures indicate the number of cases found in the data file. They cannot be interpreted as summary statistics of the population of interest.			
# d2a: d2a What tourist spots have you visited on this trip?			
Information	[Type= discrete] [Format=numeric] [Range= 1-885] [Missing=*]		
Statistics [NW/ W]	[Valid=6883 /-] [Invalid=356 /-]		
Value	Label	Cases	Percentage
1	Taipei 101	122	1.8%
2	National Palace Museum	72	1.0%
3	Chiang Kai-shek Memorial Hall	16	0.2%
4	Xinyi Shopping District	13	0.2%
5	Xiemending	51	0.7%
6	Taipei Martyr's Shrine	0	
7	Eastern Distric of Taipei	12	0.2%
8	Longshan Temple	20	0.3%
9	Yangmingshan National Park	14	0.2%
10	Beitou	23	0.3%
11	Taipei Station Commercial District	9	0.1%
12	Presidential Office Building	0	
13	Maokong Area	8	0.1%
14	Taipei Zoo	6	0.1%
15	Taipei Metro Underground Market	1	0.0%
16	Wufenpu Garment Wholesale Area	0	
17	Miramar Entertainment Park(Ferris Wheel)	1	0.0%
18	Dr. Sun Yat-sen Memorail Hall	0	
19	Hsing Tian Kong (Xingtian Temple)	2	0.0%
20	Guanghua Digital Plaza	0	
21	Taipei Fine Art Museum(Taipei Story House)	1	0.0%
22	Yuanshan	0	
23	Taipei Confucius Temple	2	0.0%
24	Shihlin Official Residence	2	0.0%
25	Red House	0	
26	Tianmu	1	0.0%
27	Dalongdong Baoan Temple	1	0.0%
28	228 Peace Memorial Park	1	0.0%
29	Taipei Film House	0	
30	National Museum of History	0	
31	Museum of Contemporary Art	0	
32	Jianguo Holiday Commercial District	0	
33	Taipei Municipal Children's Recreation Center	0	
34	Taipei City Hakka Culture Park	0	
35	Taiwan Handcraft Promotion Center	0	

# d2a: d2a What tourist spots have you visited on this trip?			
Value	Label	Cases	Percentage
36	Sung Ye Museum of Formosan Aborigines	0	
37	Miniatures Museum of Taiwan	1	0.0%
38	Haujiang Park	0	
40	Chinese Culture and Movie Center	0	
41	Taipei Botanical Garden	0	
42	Taipei Astronomical Museum	0	
43	Lin An Tai Old Housestead	0	
45	Da Hu Park	0	
47	Postal Museum	0	
48	Taiwan Hero House	0	
49	Nangang Business Park	3	0.0%
50	Taipei Flora Expo Park	0	
51	Huashan 1914 Creative Park	5	0.1%
52	Yongkang Street Commercial District	18	0.3%
53	Taipei Arena	2	0.0%
54	Songshan Cultural and Creative Park	5	0.1%
55	Bopiliao Old Street	0	
56	Xiangshan	1	0.0%
57	Daan Forest Park	0	
65	Jiufen	64	0.9%
66	Tamshui	46	0.7%
67	Yehliu	16	0.2%
68	Jinguashi	1	0.0%
69	Wulai	4	0.1%
70	Yuanwangkeng Park	0	
71	Shihsanhang Museum of Archaeology	0	
72	Shenkeng Old Street	0	
73	Dharma Drum Mountain(Jinshan)	4	0.1%
74	Butian lake	1	0.0%
75	Shifen Waterfall	16	0.2%
76	Yingge Ceramics Museum	0	
77	Pinxi	5	0.1%
78	Yingge	0	
79	Sanxia	2	0.0%
80	Ocean World	0	
81	Juming Museum	0	
82	Pinlin	0	
83	Yun hsien Resort	0	
84	Tianlu Art Center	0	
85	Sanzhi	0	
86	The Lin Family Mansion and Garden	4	0.1%
87	Fulong beach	0	
88	Linkou	3	0.0%
89	Baisha Bay	0	
90	Bitou Cape Park	0	

# d2a: d2a What tourist spots have you visited on this trip?			
Value	Label	Cases	Percentage
91	New Taipei City Hakka Museum	0	
92	Formosa Fun Coast	0	
93	Guanyinshan	0	
94	coastline park	0	
95	Qing Shui Zu shi temple	0	
96	Naptune park	0	
97	Green Bay	0	
98	Longdong South Ocean Park	0	
99	Temple of Eighteen Deities	0	
100	Teresa Teng Memorail Park (Yun Garden)	0	
103	GuanDu	0	
104	Sandiaojiao Cape Lighthouse	0	
105	Jingtong	0	
106	Houtong	3	0.0%
110	The Northeast Coastal Scienic Area	0	
111	Bisha Fishery Harbor	0	
112	Keelung Port	3	0.0%
113	Chung-chen Park	0	
114	Patoutzu	0	
115	Peace Island	0	
116	Lover's Lake	0	
117	Ershawan Gun Emplacement	0	
118	Dawulun Gun Emplacemnt	0	
119	National Museum of Marine Science & Technology	0	
125	Window On China	0	
126	Dashi	2	0.0%
127	Shinmem Dam	0	
128	Cihu	0	
129	Zhongli	0	
130	Aviation Museum	0	
131	Lala Mountain	0	
132	TaiMall	1	0.0%
135	Hsinchu Science Park	5	0.1%
136	Nanliao Fishery Harbor	1	0.0%
137	Ku Chi Peak	0	
138	Glass Museum	0	
145	Leofoo Village Theme Park	1	0.0%
146	Neiwan	1	0.0%
147	Beipu	0	
148	Daba Peak	0	
149	Little Ding-dong Science Park	0	
150	Taian hot Springs	0	
151	Hwataoyao	0	
160	Sanyi Wood Sculptures (Museum)	0	
161	Shihtoushan(Lion's Head Mountain)	0	

d2a: d2a What tourist spots have you visited on this trip?

Value	Label	Cases	Percentage
162	Tongsiao Beach Pool	0	
163	West Lake Resort	0	
164	Qiding beach resort	0	
165	Flying Cow Ranch	0	
166	Dahu(Shei-pa National Park)	0	
167	Nanzhuang	1	0.0%
170	National Museum of Natural Science	0	
171	Rainbow Village	0	
172	Tunghai University	1	0.0%
173	National Taiwan Museum of Fine Arts	0	
174	Sinshe	1	0.0%
175	Lihpao Land	0	
176	Li shan (Pear Mountain)	0	
177	Dasyueshan National Forest Recreation Area	1	0.0%
178	Wuling Forest Recreation Area	0	
179	Tiehchenshan Mountain Recreation Area	0	
180	Yuanzui Mountain	0	
181	Gaomei Wetlands	3	0.0%
182	Metropolitan Park	2	0.0%
183	Dajia	0	
184	Maple Garden	0	
185	Sun Moon Lake	48	0.7%
186	Formosan Aboriginal Culture Village	1	0.0%
187	Cingjing Veterans Farm	8	0.1%
188	Xitou Bamboo Forest	3	0.0%
189	ChungTai Chan Monastery	1	0.0%
190	Jiji	0	
191	Puli	0	
192	Sing Ling Temple	0	
193	Yushan National Park	0	
194	Puli Distillery	0	
195	921 Earthquake Museum of Taiwan	0	
196	Guguan	0	
197	Hehuanshan National Forest Recreation Area	2	0.0%
198	Sunlinksea	0	
199	The Nantou County Culture Park	0	
200	Checheng train station	0	
201	Wushe Scenic Area Recreation Area	0	
202	Shoutian Temple	0	
203	Dongpu Springs	1	0.0%
204	Aowanda National Forest Recreation Area	0	
206	Lushan Hot Springs	0	
207	Guangxing Paper Factory	0	
208	Tenshing Kiln Ceramics Cultural Park	0	
215	Lukang Mazu Temple	2	0.0%

# d2a: d2a What tourist spots have you visited on this trip?			
Value	Label	Cases	Percentage
216	Lukang Folk Arts Museum	0	
217	Lukang Longshan Temple	0	
218	Baguashan	1	0.0%
219	Taiwan Folk Village	0	
220	Confucius Temple (Changhua)	0	
221	Lukang tranditional snacks	0	
222	Lukang Old Street	1	0.0%
225	Janfusun Fancy World	0	
226	Beigan Matsu Temple	0	
227	Caoling	0	
235	Alishan	21	0.3%
236	Fenqihu	0	
237	Chiayis Farm	0	
238	Dongshih Fishery Harbor	0	
240	Old Fort of Anping (Fort Zeelandia)	4	0.1%
241	Chihkan Tower	2	0.0%
242	Confucius Temple (Tainan)	1	0.0%
243	Koxinga Shrine (Yanping Junwang Temple)	1	0.0%
244	Anping Port National Historical Scenic Area	1	0.0%
245	Eternal Golden Castle	1	0.0%
246	Tainan Grand Matsu Temple	0	
247	Luermen Tienhogong Temple	0	
248	Xishu Golden Beach	0	
249	Official God of War Temple (Sacrificial Rites Martial Temple	0	
250	Wufei Temple (Five Consorts Temple)	0	
251	Sicao Mangrove Preserve	0	
252	Southern Taiwan Science Park	0	
253	Ten Drum Rende Suger Culture and Creativety Park	0	
254	Chimei Museum	0	
255	Taiwan Salt Museum	0	
260	Guanziling	1	0.0%
261	Qigu Birdseeing	1	0.0%
262	Wushantou Reservoir Scenic Area	0	
263	Tsengwen Reservoir Scenic Area	0	
264	Dakeng Recreation Farm	0	
265	Tsou-Ma-Lai Farm	0	
270	Love River	10	0.1%
271	Sizhiwan Bay	9	0.1%
272	Lotus Lake	0	
273	Qijin Seaside Park	4	0.1%
274	Shou Shan(Shou Shan Zoo)	1	0.0%
275	Dragon and Tiger Pagodas	0	
276	Urban Spotlight	0	
277	Kaohsiung 85 Building	1	0.0%
278	Spring and Autumn Pavilions	0	

# d2a: d2a What tourist spots have you visited on this trip?			
Value	Label	Cases	Percentage
279	Confucius Temple (Kaohsiung)	0	
280	Kaohsiung Port	0	
281	Blue Lagoon Water Theme Park	0	
282	Kaohsiung Museum of History	0	
283	Chijin Mazu Temple	0	
284	National Science and Technology Museum	0	
285	Kaohsiung Museum of Fine Arts	1	0.0%
286	Dream Mall	0	
287	New Juejiang Shopping Area	0	
288	Gushan Ferry Station	0	
289	Central Park (Kaohsiung)	0	
290	Former British Consulate	1	0.0%
291	Teresa Teng Memorial Hall	0	
292	EDA World	5	0.1%
293	Kaohsiung Arena	1	0.0%
294	Pier-2 Art Cneter	1	0.0%
295	Fo Kuang Shan	13	0.2%
296	Cheng Ching Lake	1	0.0%
297	Meinong Hakka Cultural Village	2	0.0%
298	Baolai and Bulao Springs	0	
299	Maolin National Scenic Area	0	
300	Liugui Service Area	0	
301	Jiaxian	0	
302	Meishan Visitor Center	0	
303	Kaohsiung Farm	0	
304	Tengzhi National Forest Recreation Area	0	
305	Shihba Luohan Shan	0	
306	Saijia Service Area (Saijia Aviation Park)	0	
307	Sugar Industry Cultural Park	0	
314	Houbihu	0	
315	Kenting National Park	31	0.5%
317	National Museum of Marine Biology and Aquarium	2	0.0%
318	Fangliu Township	1	0.0%
319	Sichongxi	0	
320	Jialeshuei Scenic Area	0	
321	Kenting Space Port	0	
322	Nanwan Beach Recreation Area	0	
323	Dapeng Bay National Scenic Area	0	
324	Kenting Sea Pool	0	
325	Liuqiu (Shiaoliuqiu)	2	0.0%
326	Sandimen	0	
327	Chuanfan Rock	0	
328	Hengchun Ancient City	0	
329	Liudui Hakka Cultural Park	1	0.0%
330	Jiaosi	3	0.0%

# d2a: d2a What tourist spots have you visited on this trip?			
Value	Label	Cases	Percentage
331	Tung Shan Science Area	0	
332	Taipingshan	0	
333	Suao Cold Springs	0	
334	Wufengqi Scenic Area	0	
335	Guishan Island (Turtle Island)	0	
336	Fushan Botanical Garden	0	
337	Toucheng Recreation Farm	0	
338	Nanfangao	1	0.0%
339	Taipingshan National Forest Recreation Area	0	
340	Toucheng Sea Pool	0	
341	Chilan Forest Playground	0	
342	Caoling Historic Trail	0	
343	Wushih Harbor	0	
344	Da River (Daxi) Honeymoon Bay	0	
345	National Center for Traditional Arts	0	
346	Lanyang Museum	0	
350	Taroko, Tienhsiang	42	0.6%
351	Hualien Farglory Ocean Park	0	
352	Qixing Lake (Qixingtang)	4	0.1%
353	Amis Cultural Village	0	
354	Liyu (Carp) Lake	0	
355	Shin Kong Chao Feng Ranch & Resort	0	
356	Ruisui Hongye Springs	0	
357	Xiuguluan River Rafting Area	0	
358	Wenshan Springs	0	
360	National DongHua University	0	
361	Hualien Seaside Park	0	
362	Whale and Dolphin Watching Tour along East Coast	0	
363	Hualien Sugar Factory	0	
364	Shitiping	0	
365	Hualien Tzuchi	0	
366	Mataian Wetland Ecological Park	0	
367	Liushidan Mountain	1	0.0%
370	Chihpen	0	
371	Sanxiantai (Terrace of the Three Immortals)	2	0.0%
372	Lu Tao (Green Island)	1	0.0%
373	Baxian Cave (Baxiandong)	1	0.0%
374	Xiaoyeliu (Jialulan)	0	
375	Beinan Cultural Park	0	
376	Guanshan Water Park	0	
377	Chulu Pasture	0	
378	Taitung Veterans Farm	0	
379	Lanyu (Orchid Island)	2	0.0%
380	National Museum of Prehistory	0	
381	Chengkong Harbor	1	0.0%

d2a: d2a What tourist spots have you visited on this trip?

Value	Label	Cases	Percentage
382	Water Running Up	1	0.0%
383	Dulan Mountain	1	0.0%
384	Taitung Forest Park	0	
385	Penghu National Scenic Area	0	
386	Jibei Island	1	0.0%
387	Qimei Island	1	0.0%
390	Cihu (Kinmen)	0	
391	Kinmen National Park	0	
392	Taoshan	0	
393	Guniungtou War Museum	0	
394	Kinmen Folk Culture Village	0	
395	Juguang Tower	0	
396	Taiwu Mountain	0	
397	Kinmen Liquor Factory	1	0.0%
398	Wujiang River Estuary	0	
399	Sun Yat-sen Memorial Forest	0	
405	Qinbi Village	0	
406	Bishan Sightseeing Platform	0	
801	Shilin Night Market	2505	36.4%
802	Huaxi Street (Snake Alley) Night Market	153	2.2%
803	Raohe Street Night Market	704	10.2%
804	Shida Night Market	88	1.3%
805	Linjiang St. Night Market	23	0.3%
806	Gongguan Night Market	12	0.2%
807	Tihua Street Night Market	13	0.2%
808	Ningxia Night Market	415	6.0%
809	Nanjichang Night Market	2	0.0%
810	Jingmei Night Market	5	0.1%
811	Liaoning Street Night Market	1	0.0%
812	Yansan Night Market	1	0.0%
813	Other Night Markets in Taipei City	6	0.1%
815	Yonghe Lehua Night Market	8	0.1%
816	Banciao Nanya Night Market	8	0.1%
817	Sinjhuang Night Market	3	0.0%
818	Jhonghe Singnan Night Market	1	0.0%
819	Fuda Garden Night Market	3	0.0%
820	Sanho Night Market,	7	0.1%
821	Other Night Markets in New Taipei City	1	0.0%
825	Keelung Miaokou Tourist Night Market	139	2.0%
826	Other Night Markets in Keelung City	0	
830	Jhongli Sinmin Night Market	25	0.4%
831	Taoyuan Tourist Night Market	11	0.2%
832	Other Night Markets in Taoyuan County	3	0.0%
834	Chenghuang Temple Night Market	13	0.2%
835	Other Night Markets in Hsinchu City	8	0.1%

# d2a: d2a What tourist spots have you visited on this trip?			
Value	Label	Cases	Percentage
838	Other Night Markets in Hsinchu County	0	
840	Other Night Markets in Miaoli County	0	
843	Fongjia Night Market	600	8.7%
844	Jhonghua Night Market	4	0.1%
845	Yizhong Street Night Market	33	0.5%
846	Other Night Markets in Taichung City	7	0.1%
849	Other Night Market in Nantou County	3	0.0%
851	Other Night Markets in Changhua County	2	0.0%
853	Other Night Markets in Yunlin County	3	0.0%
855	Wenhua Rd. Night Market	11	0.2%
856	Other Night Markets in Chiayi City	1	0.0%
858	Other Night Markets in Chiayi County	0	
860	Siaobei Night Market	0	
861	Huayuan Night Market in Tainan City	47	0.7%
862	Other Night Markets in Tainan City	9	0.1%
863	Other Night Markets in Tainan City	2	0.0%
865	Liuhe Night Market	746	10.8%
866	Sinsing Night Market	1	0.0%
867	Rueifong Night Market	79	1.1%
868	Jin-Zuan Night Market	25	0.4%
869	Kaisyuan Night Market	36	0.5%
870	Other Night Markets in Kaohsiung City	9	0.1%
871	Minzu Rd. Night Market	5	0.1%
872	Other Night Markets in Pingtung County	66	1.0%
874	Luodong Night Market	68	1.0%
875	Other Night Markets in Yilan County	0	
877	Nanbin Night Market	3	0.0%
878	Ziqiang Night Market	99	1.4%
879	Huayuan Night Market in Hualien County	3	0.0%
880	Other Night Markets in Taitung County	7	0.1%
883	Other Night Markets in Penghu County	0	
885	Other Night Markets in Kinmen County	0	
Sysmiss		356	
Warning: these figures indicate the number of cases found in the data file. They cannot be interpreted as summary statistics of the population of interest.			
# d2b: d2b What tourist spots have you visited on this trip?			
Information	[Type= discrete] [Format=numeric] [Range= 1-885] [Missing=*]		
Statistics [NW/ W]	[Valid=6563 /-] [Invalid=676 /-]		
Value	Label	Cases	Percentage
1	Taipei 101	753	11.5%
2	National Palace Museum	491	7.5%
3	Chiang Kai-shek Memorial Hall	128	2.0%
4	Xinyi Shopping District	36	0.5%
5	Xiemending	321	4.9%
6	Taipei Martyr's Shrine	25	0.4%

d2b: d2b What tourist spots have you visited on this trip?

Value	Label	Cases	Percentage
7	Eastern Distric of Taipei	23	0.4%
8	Longshan Temple	120	1.8%
9	Yangmingshan National Park	69	1.1%
10	Beitou	95	1.4%
11	Taipei Station Commercial District	21	0.3%
12	Presidential Office Building	6	0.1%
13	Maokong Area	62	0.9%
14	Taipei Zoo	19	0.3%
15	Taipei Metro Underground Market	4	0.1%
16	Wufenpu Garment Wholesale Area	19	0.3%
17	Miramar Entertainment Park(Ferris Wheel)	6	0.1%
18	Dr. Sun Yat-sen Memorail Hall	21	0.3%
19	Hsing Tian Kong (Xingtian Temple)	17	0.3%
20	Guanghua Digital Plaza	2	0.0%
21	Taipei Fine Art Museum(Taipei Story House)	2	0.0%
22	Yuanshan	5	0.1%
23	Taipei Confucius Temple	1	0.0%
24	Shihlin Official Residence	29	0.4%
25	Red House	0	
26	Tianmu	2	0.0%
27	Dalongdong Baoan Temple	1	0.0%
28	228 Peace Memorial Park	3	0.0%
29	Taipei Film House	0	
30	National Museum of History	2	0.0%
31	Museum of Contemporary Art	2	0.0%
32	Jianguo Holiday Commercial District	0	
33	Taipei Municipal Children's Recreation Center	2	0.0%
34	Taipei City Hakka Culture Park	0	
35	Taiwan Handcraft Promotion Center	0	
36	Sung Ye Museum of Formosan Aborigines	0	
37	Miniatures Museum of Taiwan	2	0.0%
38	Haujiang Park	0	
40	Chinese Culture and Movie Center	0	
41	Taipei Botanical Garden	1	0.0%
42	Taipei Astronomical Museum	1	0.0%
43	Lin An Tai Old Housestead	0	
45	Da Hu Park	1	0.0%
47	Postal Museum	0	
48	Taiwan Hero House	0	
49	Nangang Business Park	4	0.1%
50	Taipei Flora Expo Park	1	0.0%
51	Huashan 1914 Creative Park	11	0.2%
52	Yongkang Street Commercial District	31	0.5%
53	Taipei Arena	5	0.1%
54	Songshan Cultural and Creative Park	14	0.2%

d2b: d2b What tourist spots have you visited on this trip?

Value	Label	Cases	Percentage
55	Bopiliao Old Street	0	
56	Xiangshan	16	0.2%
57	Daan Forest Park	3	0.0%
65	Jioufen	597	9.1%
66	Tamshui	278	4.2%
67	Yehliu	287	4.4%
68	Jinguashi	10	0.2%
69	Wulai	29	0.4%
70	Yuanwangkeng Park	0	
71	Shihsanhang Museum of Archaeology	2	0.0%
72	Shenkeng Old Street	5	0.1%
73	Dharma Drum Mountain(Jinshan)	4	0.1%
74	Butian lake	1	0.0%
75	Shifen Waterfall	90	1.4%
76	Yingge Ceramics Museum	1	0.0%
77	Pinxi	29	0.4%
78	Yingge	7	0.1%
79	Sanxia	2	0.0%
80	Ocean World	0	
81	Juming Museum	0	
82	Pinlin	0	
83	Yun hsien Resort	0	
84	Tianlu Art Center	0	
85	Sanzhi	2	0.0%
86	The Lin Family Mansion and Garden	3	0.0%
87	Fulong beach	1	0.0%
88	Linkou	1	0.0%
89	Baisha Bay	0	
90	Bitou Cape Park	0	
91	New Taipei City Hakka Museum	0	
92	Formosa Fun Coast	0	
93	Guanyinshan	0	
94	coastline park	0	
95	Qing Shui Zu shi temple	0	
96	Naptune park	0	
97	Green Bay	0	
98	Longdong South Ocean Park	1	0.0%
99	Temple of Eighteen Deities	0	
100	Teresa Teng Memorail Park (Yun Garden)	0	
103	GuanDu	0	
104	Sandiaojiao Cape Lighthouse	0	
105	Jingtong	6	0.1%
106	Houtong	14	0.2%
110	The Northeast Coastal Scienic Area	4	0.1%
111	Bisha Fishery Harbor	1	0.0%

d2b: d2b What tourist spots have you visited on this trip?

Value	Label	Cases	Percentage
112	Keelung Port	4	0.1%
113	Chung-chen Park	2	0.0%
114	Patoutzu	0	
115	Peace Island	5	0.1%
116	Lover's Lake	0	
117	Ershawan Gun Emplacement	0	
118	Dawulun Gun Emplacement	0	
119	National Museum of Marine Science & Technology	0	
125	Window On China	3	0.0%
126	Dashi	3	0.0%
127	Shinmem Dam	1	0.0%
128	Cihu	3	0.0%
129	Zhongli	0	
130	Aviation Museum	0	
131	Lala Mountain	2	0.0%
132	TaiMall	0	
135	Hsinchu Science Park	0	
136	Nanliao Fishery Harbor	0	
137	Ku Chi Peak	0	
138	Glass Museum	0	
145	Leofoo Village Theme Park	7	0.1%
146	Neiwan	0	
147	Beipu	2	0.0%
148	Daba Peak	0	
149	Little Ding-dong Science Park	0	
150	Taian hot Springs	2	0.0%
151	Hwataoyao	0	
160	Sanyi Wood Sculptures (Museum)	0	
161	Shihtoushan(Lion's Head Mountain)	0	
162	Tongsiao Beach Pool	0	
163	West Lake Resort	0	
164	Qiding beach resort	0	
165	Flying Cow Ranch	4	0.1%
166	Dahu(Shei-pa National Park)	2	0.0%
167	Nanzhuang	0	
170	National Museum of Natural Science	0	
171	Rainbow Village	1	0.0%
172	Tunghai University	1	0.0%
173	National Taiwan Museum of Fine Arts	5	0.1%
174	Sinshe	6	0.1%
175	Lihpao Land	1	0.0%
176	Li shan (Pear Mountain)	0	
177	Dasyueshan National Forest Recreation Area	0	
178	Wuling Forest Recreation Area	0	
179	Tiehchenshan Mountain Recreation Area	1	0.0%

d2b: d2b What tourist spots have you visited on this trip?

Value	Label	Cases	Percentage
180	Yuanzui Mountain	0	
181	Gaomei Wetlands	9	0.1%
182	Metropolitan Park	4	0.1%
183	Dajia	0	
184	Maple Garden	5	0.1%
185	Sun Moon Lake	599	9.1%
186	Formosan Aboriginal Culture Village	16	0.2%
187	Cingjing Veterans Farm	117	1.8%
188	Xitou Bamboo Forest	5	0.1%
189	ChungTai Chan Monastery	14	0.2%
190	Jiji	2	0.0%
191	Puli	7	0.1%
192	Sing Ling Temple	0	
193	Yushan National Park	0	
194	Puli Distillery	0	
195	921 Earthquake Museum of Taiwan	1	0.0%
196	Guguan	1	0.0%
197	Hehuanshan National Forest Recreation Area	9	0.1%
198	Sunlinksea	0	
199	The Nantou County Culture Park	0	
200	Checheng train station	0	
201	Wushe Scenic Area Recreation Area	0	
202	Shoutian Temple	1	0.0%
203	Dongpu Springs	0	
204	Aowanda National Forest Recreation Area	0	
206	Lushan Hot Springs	2	0.0%
207	Guangxing Paper Factory	0	
208	Tenshing Kiln Ceramics Cultural Park	0	
215	Lukang Mazu Temple	3	0.0%
216	Lukang Folk Arts Museum	0	
217	Lukang Longshan Temple	0	
218	Baguashan	2	0.0%
219	Taiwan Folk Village	0	
220	Confucius Temple (Changhua)	0	
221	Lukang tranditional snacks	0	
222	Lukang Old Street	7	0.1%
225	Janfusun Fancy World	0	
226	Beigan Matsu Temple	0	
227	Caoling	0	
235	Alishan	398	6.1%
236	Fenqihu	0	
237	Chiayis Farm	0	
238	Dongshih Fishery Harbor	0	
240	Old Fort of Anping (Fort Zeelandia)	28	0.4%
241	Chihkan Tower	11	0.2%

# d2b: d2b What tourist spots have you visited on this trip?			
Value	Label	Cases	Percentage
242	Confucius Temple (Tainan)	6	0.1%
243	Koxinga Shrine (Yanping Junwang Temple)	2	0.0%
244	Anping Port National Historical Scenic Area	6	0.1%
245	Eternal Golden Castle	0	
246	Tainan Grand Matsu Temple	2	0.0%
247	Luermen Tienhogong Temple	0	
248	Xishu Golden Beach	0	
249	Official God of War Temple (Sacrificial Rites Martial Temple	0	
250	Wufei Temple (Five Consorts Temple)	0	
251	Sicao Mangrove Preserve	1	0.0%
252	Southern Taiwan Science Park	0	
253	Ten Drum Rende Suger Culture and Creativity Park	1	0.0%
254	Chimei Museum	2	0.0%
255	Taiwan Salt Museum	0	
260	Guanziling	3	0.0%
261	Qigu Birdseeing	1	0.0%
262	Wushantou Reservoir Scenic Area	2	0.0%
263	Tsengwen Reservoir Scenic Area	0	
264	Dakeng Recreation Farm	2	0.0%
265	Tsou-Ma-Lai Farm	1	0.0%
270	Love River	43	0.7%
271	Sizhiwan Bay	40	0.6%
272	Lotus Lake	23	0.4%
273	Qijin Seaside Park	29	0.4%
274	Shou Shan(Shou Shan Zoo)	6	0.1%
275	Dragon and Tiger Pagodas	6	0.1%
276	Urban Spotlight	1	0.0%
277	Kaohsiung 85 Building	5	0.1%
278	Spring and Autumn Pavilions	0	
279	Confucius Temple (Kaohsiung)	1	0.0%
280	Kaohsiung Port	2	0.0%
281	Blue Lagoon Water Theme Park	0	
282	Kaohsiung Museum of History	2	0.0%
283	Chijin Mazu Temple	0	
284	National Science and Technology Museum	0	
285	Kaohsiung Museum of Fine Arts	1	0.0%
286	Dream Mall	9	0.1%
287	New Juejiang Shopping Area	7	0.1%
288	Gushan Ferry Station	1	0.0%
289	Central Park (Kaohsiung)	4	0.1%
290	Former British Consulate	1	0.0%
291	Teresa Teng Memorial Hall	0	
292	EDA World	6	0.1%
293	Kaohsiung Arena	3	0.0%
294	Pier-2 Art Cneter	14	0.2%

# d2b: d2b What tourist spots have you visited on this trip?			
Value	Label	Cases	Percentage
295	Fo Kuang Shan	21	0.3%
296	Cheng Ching Lake	3	0.0%
297	Meinong Hakka Cultural Village	0	
298	Baolai and Bulao Springs	0	
299	Maolin National Scenic Area	0	
300	Liugui Service Area	0	
301	Jiaxian	0	
302	Meishan Visitor Center	0	
303	Kaohsiung Farm	0	
304	Tengzhi National Forest Recreation Area	0	
305	Shihba Luohan Shan	0	
306	Saijia Service Area (Saijia Aviation Park)	0	
307	Sugar Industry Cultural Park	0	
314	Houbihu	4	0.1%
315	Kenting National Park	542	8.3%
317	National Museum of Marine Biology and Aquarium	19	0.3%
318	Fangliu Township	1	0.0%
319	Sichongxi	1	0.0%
320	Jialeshuei Scenic Area	1	0.0%
321	Kenting Space Port	0	
322	Nanwan Beach Recreation Area	12	0.2%
323	Dapeng Bay National Scenic Area	1	0.0%
324	Kenting Sea Pool	0	
325	Liuqiu (Shiaoliuqiu)	10	0.2%
326	Sandimen	4	0.1%
327	Chuanfan Rock	0	
328	Hengchun Ancient City	2	0.0%
329	Liudui Hakka Cultural Park	0	
330	Jiaosi	24	0.4%
331	Tung Shan Science Area	0	
332	Taipingshan	0	
333	Suao Cold Springs	6	0.1%
334	Wufengqi Scenic Area	0	
335	Guishan Island (Turtle Island)	0	
336	Fushan Botanical Garden	0	
337	Toucheng Recreation Farm	1	0.0%
338	Nanfangao	0	
339	Taipingshan National Forest Recreation Area	4	0.1%
340	Toucheng Sea Pool	0	
341	Chilan Forest Playground	0	
342	Caoling Historic Trail	0	
343	Wushih Harbor	3	0.0%
344	Da River (Daxi) Honeymoon Bay	0	
345	National Center for Traditional Arts	5	0.1%
346	Lanyang Museum	3	0.0%

d2b: d2b What tourist spots have you visited on this trip?

Value	Label	Cases	Percentage
350	Taroko, Tienhsiang	453	6.9%
351	Hualien Farglory Ocean Park	2	0.0%
352	Qixing Lake (Qixingtang)	62	0.9%
353	Amis Cultural Village	2	0.0%
354	Liyu (Carp) Lake	2	0.0%
355	Shin Kong Chao Feng Ranch & Resort	1	0.0%
356	Ruisui Hongye Springs	3	0.0%
357	Xiuguluan River Rafting Area	0	
358	Wenshan Springs	0	
360	National DongHua University	2	0.0%
361	Hualien Seaside Park	0	
362	Whale and Dolphin Watching Tour along East Coast	6	0.1%
363	Hualien Sugar Factory	0	
364	Shitiping	2	0.0%
365	Hualien Tzuchi	1	0.0%
366	Mataian Wetland Ecological Park	0	
367	Liushidan Mountain	1	0.0%
370	Chihpen	6	0.1%
371	Sanxiantai (Terrace of the Three Immortals)	2	0.0%
372	Lu Tao (Green Island)	9	0.1%
373	Baxian Cave (Baxiandong)	1	0.0%
374	Xiaoyeliu (Jialulan)	0	
375	Beinan Cultural Park	0	
376	Guanshan Water Park	2	0.0%
377	Chulu Pasture	1	0.0%
378	Taitung Veterans Farm	0	
379	Lanyu (Orchid Island)	5	0.1%
380	National Museum of Prehistory	0	
381	Chengkong Harbor	0	
382	Water Running Up	2	0.0%
383	Dulan Mountain	0	
384	Taitung Forest Park	3	0.0%
385	Penghu National Scenic Area	11	0.2%
386	Jibei Island	0	
387	Qimei Island	1	0.0%
390	Cihu (Kinmen)	0	
391	Kinmen National Park	3	0.0%
392	Taoshan	0	
393	Guniungtou War Museum	0	
394	Kinmen Folk Culture Village	0	
395	Juguang Tower	0	
396	Taiwu Mountain	0	
397	Kinmen Liquor Factory	0	
398	Wujiang River Estuary	0	
399	Sun Yat-sen Memorial Forest	0	

# d2b: d2b What tourist spots have you visited on this trip?			
Value	Label	Cases	Percentage
405	Qinbi Village	0	
406	Bishan Sightseeing Platform	0	
801	Shilin Night Market	3	0.0%
802	Huaxi Street (Snake Alley) Night Market	1	0.0%
803	Raohe Street Night Market	5	0.1%
804	Shida Night Market	1	0.0%
805	Linjiang St. Night Market	2	0.0%
806	Gongguan Night Market	0	
807	Tihua Street Night Market	1	0.0%
808	Ningxia Night Market	3	0.0%
809	Nanjichang Night Market	0	
810	Jingmei Night Market	0	
811	Liaoning Street Night Market	0	
812	Yansan Night Market	0	
813	Other Night Markets in Taipei City	0	
815	Yonghe Lehua Night Market	1	0.0%
816	Banciao Nanya Night Market	0	
817	Sinjhuang Night Market	0	
818	Jhonghe Singnan Night Market	0	
819	Fuda Garden Night Market	0	
820	Sanho Night Market,	0	
821	Other Night Markets in New Taipei City	0	
825	Keelung Miaokou Tourist Night Market	0	
826	Other Night Markets in Keelung City	0	
830	Jhongli Sinmin Night Market	0	
831	Taoyuan Tourist Night Market	0	
832	Other Night Markets in Taoyuan County	0	
834	Chenghuang Temple Night Market	0	
835	Other Night Markets in Hsinchu City	0	
838	Other Night Markets in Hsinchu County	0	
840	Other Night Markets in Miaoli County	0	
843	Fongjia Night Market	5	0.1%
844	Jhonghua Night Market	0	
845	Yizhong Street Night Market	4	0.1%
846	Other Night Markets in Taichung City	0	
849	Other Night Market in Nantou County	0	
851	Other Night Markets in Changhua County	0	
853	Other Night Markets in Yunlin County	0	
855	Wenhua Rd. Night Market	0	
856	Other Night Markets in Chiayi City	0	
858	Other Night Markets in Chiayi County	0	
860	Siaobei Night Market	0	
861	Huayuan Night Market in Tainan City	1	0.0%
862	Other Night Markets in Tainan City	1	0.0%
863	Other Night Markets in Tainan City	0	

# d2b: d2b What tourist spots have you visited on this trip?			
Value	Label	Cases	Percentage
865	Liuhe Night Market	3	0.0%
866	Sinsing Night Market	0	
867	Rueifong Night Market	0	
868	Jin-Zuan Night Market	0	
869	Kaisyuan Night Market	0	
870	Other Night Markets in Kaohsiung City	0	
871	Minzu Rd. Night Market	0	
872	Other Night Markets in Pingtung County	1	0.0%
874	Luodong Night Market	0	
875	Other Night Markets in Yilan County	0	
877	Nanbin Night Market	0	
878	Ziqiang Night Market	0	
879	Huayuan Night Market in Hualien County	0	
880	Other Night Markets in Taitung County	0	
883	Other Night Markets in Penghu County	0	
885	Other Night Markets in Kinmen County	0	
Sysmiss		676	
Warning: these figures indicate the number of cases found in the data file. They cannot be interpreted as summary statistics of the population of interest.			
# d2c: d2c What tourist spots have you visited on this trip?			
Information	[Type= discrete] [Format=numeric] [Range= 1-885] [Missing=*]		
Statistics [NW/ W]	[Valid=6234 /-] [Invalid=1005 /-]		
Value	Label	Cases	Percentage
1	Taipei 101	2928	47.0%
2	National Palace Museum	652	10.5%
3	Chiang Kai-shek Memorial Hall	272	4.4%
4	Xinyi Shopping District	118	1.9%
5	Xiemending	278	4.5%
6	Taipei Martyr's Shrine	57	0.9%
7	Eastern Distric of Taipei	51	0.8%
8	Longshan Temple	141	2.3%
9	Yangmingshan National Park	99	1.6%
10	Beitou	52	0.8%
11	Taipei Station Commercial District	31	0.5%
12	Presidential Office Building	12	0.2%
13	Maokong Area	23	0.4%
14	Taipei Zoo	28	0.4%
15	Taipei Metro Underground Market	2	0.0%
16	Wufenpu Garment Wholesale Area	29	0.5%
17	Miramar Entertainment Park(Ferris Wheel)	1	0.0%
18	Dr. Sun Yat-sen Memorail Hall	32	0.5%
19	Hsing Tian Kong (Xingtian Temple)	51	0.8%
20	Guanghua Digital Plaza	1	0.0%
21	Taipei Fine Art Museum(Taipei Story House)	2	0.0%
22	Yuanshan	2	0.0%

# d2c: d2c What tourist spots have you visited on this trip?			
Value	Label	Cases	Percentage
23	Taipei Confucius Temple	2	0.0%
24	Shihlin Official Residence	3	0.0%
25	Red House	0	
26	Tianmu	1	0.0%
27	Dalongdong Baoan Temple	0	
28	228 Peace Memorial Park	2	0.0%
29	Taipei Film House	0	
30	National Museum of History	2	0.0%
31	Museum of Contemporary Art	1	0.0%
32	Jianguo Holiday Commercial District	0	
33	Taipei Municipal Children's Recreation Center	0	
34	Taipei City Hakka Culture Park	1	0.0%
35	Taiwan Handcraft Promotion Center	0	
36	Sung Ye Museum of Formosan Aborigines	0	
37	Miniatures Museum of Taiwan	0	
38	Haujiang Park	0	
40	Chinese Culture and Movie Center	0	
41	Taipei Botanical Garden	2	0.0%
42	Taipei Astronomical Museum	1	0.0%
43	Lin An Tai Old Housestead	0	
45	Da Hu Park	0	
47	Postal Museum	0	
48	Taiwan Hero House	0	
49	Nangang Business Park	5	0.1%
50	Taipei Flora Expo Park	4	0.1%
51	Huashan 1914 Creative Park	3	0.0%
52	Yongkang Street Commercial District	31	0.5%
53	Taipei Arena	3	0.0%
54	Songshan Cultural and Creative Park	3	0.0%
55	Bopiliao Old Street	0	
56	Xiangshan	10	0.2%
57	Daan Forest Park	3	0.0%
65	Jiufen	147	2.4%
66	Tamshui	93	1.5%
67	Yehliu	33	0.5%
68	Jinguashi	5	0.1%
69	Wulai	7	0.1%
70	Yuanwangkeng Park	0	
71	Shihsanhang Museum of Archaeology	2	0.0%
72	Shenkeng Old Street	5	0.1%
73	Dharma Drum Mountain(Jinshan)	4	0.1%
74	Butian lake	2	0.0%
75	Shifen Waterfall	35	0.6%
76	Yingge Ceramics Museum	1	0.0%
77	Pinxi	29	0.5%

# d2c: d2c What tourist spots have you visited on this trip?			
Value	Label	Cases	Percentage
78	Yingge	3	0.0%
79	Sanxia	1	0.0%
80	Ocean World	0	
81	Juming Museum	2	0.0%
82	Pinlin	0	
83	Yun hsien Resort	0	
84	Tianlu Art Center	0	
85	Sanzhi	0	
86	The Lin Family Mansion and Garden	1	0.0%
87	Fulong beach	3	0.0%
88	Linkou	0	
89	Baisha Bay	0	
90	Bitou Cape Park	0	
91	New Taipei City Hakka Museum	0	
92	Formosa Fun Coast	0	
93	Guanyinshan	0	
94	coastline park	0	
95	Qing Shui Zu shi temple	0	
96	Naptune park	0	
97	Green Bay	0	
98	Longdong South Ocean Park	0	
99	Temple of Eighteen Deities	0	
100	Teresa Teng Memorail Park (Yun Garden)	0	
103	GuanDu	0	
104	SandiaoJiao Cape Lighthouse	0	
105	Jingtong	9	0.1%
106	Houtong	4	0.1%
110	The Northeast Coastal Scenic Area	2	0.0%
111	Bisha Fishery Harbor	0	
112	Keelung Port	0	
113	Chung-chen Park	1	0.0%
114	Patoutzu	0	
115	Peace Island	2	0.0%
116	Lover's Lake	0	
117	Ershawan Gun Emplacement	0	
118	Dawulun Gun Emplacement	0	
119	National Museum of Marine Science & Technology	2	0.0%
125	Window On China	3	0.0%
126	Dashi	3	0.0%
127	Shinmem Dam	1	0.0%
128	Cihu	4	0.1%
129	Zhongli	0	
130	Aviation Museum	0	
131	Lala Mountain	1	0.0%
132	TaiMall	0	

# d2c: d2c What tourist spots have you visited on this trip?			
Value	Label	Cases	Percentage
135	Hsinchu Science Park	0	
136	Nanliao Fishery Harbor	2	0.0%
137	Ku Chi Peak	0	
138	Glass Museum	1	0.0%
145	Leofoo Village Theme Park	3	0.0%
146	Neiwan	0	
147	Beipu	0	
148	Daba Peak	0	
149	Little Ding-dong Science Park	0	
150	Taian hot Springs	0	
151	Hwataoyao	0	
160	Sanyi Wood Sculptures (Museum)	2	0.0%
161	Shihtoushan(Lion's Head Mountain)	1	0.0%
162	Tongsiao Beach Pool	0	
163	West Lake Resort	0	
164	Qiding beach resort	0	
165	Flying Cow Ranch	1	0.0%
166	Dahu(Shei-pa National Park)	0	
167	Nanzhuang	0	
170	National Museum of Natural Science	5	0.1%
171	Rainbow Village	1	0.0%
172	Tunghai University	1	0.0%
173	National Taiwan Museum of Fine Arts	5	0.1%
174	Sinshe	5	0.1%
175	Lihpao Land	1	0.0%
176	Li shan (Pear Mountain)	0	
177	Dasyueshan National Forest Recreation Area	0	
178	Wuling Forest Recereation Area	1	0.0%
179	Tiehchenshan Mountain Recreation Area	0	
180	Yuanzui Mountain	0	
181	Gaomei Wetlands	4	0.1%
182	Metropolitan Park	3	0.0%
183	Dajia	1	0.0%
184	Maple Garden	3	0.0%
185	Sun Moon Lake	77	1.2%
186	Formosan Aboriginal Culture Village	17	0.3%
187	Cingjing Veterans Farm	24	0.4%
188	Xitou Bamboo Forest	8	0.1%
189	ChungTai Chan Monastery	5	0.1%
190	Jiji	1	0.0%
191	Puli	8	0.1%
192	Sing Ling Temple	0	
193	Yushan National Park	1	0.0%
194	Puli Distillery	0	
195	921 Earthquake Museum of Taiwan	2	0.0%

# d2c: d2c What tourist spots have you visited on this trip?			
Value	Label	Cases	Percentage
196	Guguan	0	
197	Hehuanshan National Forest Recreation Area	6	0.1%
198	Sunlinksea	3	0.0%
199	The Nantou County Culture Park	0	
200	Checheng train station	1	0.0%
201	Wushe Scenic Area Recreation Area	0	
202	Shoutian Temple	0	
203	Dongpu Springs	0	
204	Aowanda National Forest Recreation Area	0	
206	Lushan Hot Springs	1	0.0%
207	Guangxing Paper Factory	0	
208	Tenshing Kiln Ceramics Cultural Park	0	
215	Lukang Mazu Temple	0	
216	Lukang Folk Arts Museum	0	
217	Lukang Longshan Temple	0	
218	Baguashan	2	0.0%
219	Taiwan Folk Village	0	
220	Confucius Temple (Changhua)	0	
221	Lukang trandtional snacks	0	
222	Lukang Old Street	7	0.1%
225	Janfusun Fancy World	0	
226	Beigan Matsu Temple	2	0.0%
227	Caoling	0	
235	Alishan	34	0.5%
236	Fenqihu	2	0.0%
237	Chiayis Farm	0	
238	Dongshih Fishery Harbor	1	0.0%
240	Old Fort of Anping (Fort Zeelandia)	25	0.4%
241	Chihkan Tower	23	0.4%
242	Confucius Temple (Tainan)	5	0.1%
243	Koxinga Shrine (Yanping Junwang Temple)	3	0.0%
244	Anping Port National Historical Scenic Area	12	0.2%
245	Eternal Golden Castle	3	0.0%
246	Tainan Grand Matsu Temple	1	0.0%
247	Luermen Tienhogong Temple	0	
248	Xishu Golden Beach	3	0.0%
249	Official God of War Temple (Sacrificial Rites Martial Temple	0	
250	Wufei Temple (Five Consorts Temple)	0	
251	Sicao Mangrove Preserve	2	0.0%
252	Southern Taiwan Science Park	0	
253	Ten Drum Rende Suger Culture and Creativety Park	0	
254	Chimei Museum	3	0.0%
255	Taiwan Salt Museum	0	
260	Guanziling	2	0.0%
261	Qigu Birdseeing	0	

# d2c: d2c What tourist spots have you visited on this trip?			
Value	Label	Cases	Percentage
262	Wushantou Reservoir Scenic Area	0	
263	Tsengwen Reservoir Scenic Area	0	
264	Dakeng Recreation Farm	0	
265	Tsou-Ma-Lai Farm	0	
270	Love River	52	0.8%
271	Sizhiwan Bay	64	1.0%
272	Lotus Lake	33	0.5%
273	Qijin Seaside Park	22	0.4%
274	Shou Shan(Shou Shan Zoo)	2	0.0%
275	Dragon and Tiger Pagodas	6	0.1%
276	Urban Spotlight	0	
277	Kaohsiung 85 Building	9	0.1%
278	Spring and Autumn Pavilions	3	0.0%
279	Confucius Temple (Kaohsiung)	6	0.1%
280	Kaohsiung Port	3	0.0%
281	Blue Lagoon Water Theme Park	0	
282	Kaohsiung Museum of History	1	0.0%
283	Chijin Mazu Temple	0	
284	National Science and Technology Museum	0	
285	Kaohsiung Museum of Fine Arts	1	0.0%
286	Dream Mall	12	0.2%
287	New Juejiang Shopping Area	10	0.2%
288	Gushan Ferry Station	0	
289	Central Park (Kaohsiung)	1	0.0%
290	Former British Consulate	4	0.1%
291	Teresa Teng Memorial Hall	0	
292	EDA World	3	0.0%
293	Kaohsiung Arena	2	0.0%
294	Pier-2 Art Cneter	7	0.1%
295	Fo Kuang Shan	9	0.1%
296	Cheng Ching Lake	2	0.0%
297	Meinong Hakka Cultural Village	6	0.1%
298	Baolai and Bulao Springs	0	
299	Maolin National Scenic Area	0	
300	Liugui Service Area	0	
301	Jiaxian	0	
302	Meishan Visitor Center	0	
303	Kaohsiung Farm	0	
304	Tengzhi National Forest Recreation Area	0	
305	Shihba Luohan Shan	0	
306	Saijia Service Area (Saijia Aviation Park)	0	
307	Sugar Industry Cultural Park	0	
314	Houbihu	5	0.1%
315	Kenting National Park	46	0.7%
317	National Museum of Marine Biology and Aquarium	5	0.1%

# d2c: d2c What tourist spots have you visited on this trip?			
Value	Label	Cases	Percentage
318	Fangliau Township	0	
319	Sichongxi	1	0.0%
320	Jialeshuei Scenic Area	2	0.0%
321	Kenting Space Port	0	
322	Nanwan Beach Recreation Area	5	0.1%
323	Dapeng Bay National Scenic Area	0	
324	Kenting Sea Pool	0	
325	Liuqiu (Shiaoliuqiu)	1	0.0%
326	Sandimen	0	
327	Chuanfan Rock	2	0.0%
328	Hengchun Ancient City	16	0.3%
329	Liudui Hakka Cultural Park	1	0.0%
330	Jiaosi	12	0.2%
331	Tung Shan Science Area	2	0.0%
332	Taipingshan	0	
333	Suao Cold Springs	1	0.0%
334	Wufengqi Scenic Area	0	
335	Guishan Island (Turtle Island)	0	
336	Fushan Botanical Garden	0	
337	Toucheng Recreation Farm	0	
338	Nanfangao	2	0.0%
339	Taipingshan National Forest Recreation Area	0	
340	Toucheng Sea Pool	0	
341	Chilan Forest Playground	0	
342	Caoling Historic Trail	0	
343	Wushih Harbor	1	0.0%
344	Da River (Daxi) Honeymoon Bay	1	0.0%
345	National Center for Traditional Arts	1	0.0%
346	Lanyang Museum	1	0.0%
350	Taroko, Tienhsiang	58	0.9%
351	Hualien Farglory Ocean Park	1	0.0%
352	Qixing Lake (Qixingtian)	35	0.6%
353	Amis Cultural Village	5	0.1%
354	Liyu (Carp) Lake	0	
355	Shin Kong Chao Feng Ranch & Resort	1	0.0%
356	Ruisui Hongye Springs	8	0.1%
357	Xiuguluan River Rafting Area	0	
358	Wenshan Springs	0	
360	National DongHua University	0	
361	Hualien Seaside Park	0	
362	Whale and Dolphine Watching Tour along East Coast	3	0.0%
363	Hualien Sugar Factory	1	0.0%
364	Shitiping	0	
365	Hualien Tzuchi	1	0.0%
366	Mataian Wetland Ecological Park	0	

d2c: d2c What tourist spots have you visited on this trip?

Value	Label	Cases	Percentage
367	Liushidan Mountain	0	
370	Chihpen	3	0.0%
371	Sanxiantai (Terrace of the Three Immortals)	3	0.0%
372	Lu Tao (Green Island)	2	0.0%
373	Baxian Cave (Baxiandong)	0	
374	Xiaoyeliu (Jialulan)	0	
375	Beinan Cultural Park	0	
376	Guanshan Water Park	3	0.0%
377	Chulu Pasture	1	0.0%
378	Taitung Veterans Farm	0	
379	Lanyu (Orchid Island)	0	
380	National Museum of Prehistory	0	
381	Chengkong Harbor	0	
382	Water Running Up	12	0.2%
383	Dulan Mountain	0	
384	Taitung Forest Park	0	
385	Penghu National Scenic Area	4	0.1%
386	Jibei Island	0	
387	Qimei Island	1	0.0%
390	Cihu (Kinmen)	0	
391	Kinmen National Park	0	
392	Taoshan	0	
393	Guniungtou War Museum	0	
394	Kinmen Folk Culture Village	0	
395	Juguang Tower	0	
396	Taiwu Mountain	0	
397	Kinmen Liquor Factory	0	
398	Wujiang River Estuary	0	
399	Sun Yat-sen Memorial Forest	0	
405	Qinbi Village	0	
406	Bishan Sightseeing Platform	0	
801	Shilin Night Market	16	0.3%
802	Huaxi Street (Snake Alley) Night Market	0	
803	Raohe Street Night Market	8	0.1%
804	Shida Night Market	6	0.1%
805	Linjiang St. Night Market	1	0.0%
806	Gongguan Night Market	1	0.0%
807	Tihua Street Night Market	0	
808	Ningxia Night Market	6	0.1%
809	Nanjichang Night Market	0	
810	Jingmei Night Market	0	
811	Liaoning Street Night Market	0	
812	Yansan Night Market	0	
813	Other Night Markets in Taipei City	0	
815	Yonghe Lehua Night Market	0	

# d2c: d2c What tourist spots have you visited on this trip?			
Value	Label	Cases	Percentage
816	Banciao Nanya Night Market	0	
817	Sinjhuang Night Market	0	
818	Jhonghe Singnan Night Market	0	
819	Fuda Garden Night Market	0	
820	Sanho Night Market,	0	
821	Other Night Markets in New Taipei City	0	
825	Keelung Miaokou Tourist Night Market	1	0.0%
826	Other Night Markets in Keelung City	0	
830	Jhongli Sinmin Night Market	1	0.0%
831	Taoyuan Tourist Night Market	0	
832	Other Night Markets in Taoyuan County	0	
834	Chenghuang Temple Night Market	0	
835	Other Night Markets in Hsinchu City	0	
838	Other Night Markets in Hsinchu County	0	
840	Other Night Markets in Miaoli County	0	
843	Fongjia Night Market	3	0.0%
844	Jhonghua Night Market	0	
845	Yizhong Street Night Market	6	0.1%
846	Other Night Markets in Taichung City	5	0.1%
849	Other Night Market in Nantou County	0	
851	Other Night Markets in Changhua County	0	
853	Other Night Markets in Yunlin County	0	
855	Wenhua Rd. Night Market	0	
856	Other Night Markets in Chiayi City	0	
858	Other Night Markets in Chiayi County	0	
860	Siaobei Night Market	0	
861	Huayuan Night Market in Tainan City	1	0.0%
862	Other Night Markets in Tainan City	0	
863	Other Night Markets in Tainan City	0	
865	Liuhe Night Market	4	0.1%
866	Sinsing Night Market	0	
867	Rueifong Night Market	2	0.0%
868	Jin-Zuan Night Market	0	
869	Kaisyuan Night Market	0	
870	Other Night Markets in Kaohsiung City	0	
871	Minzu Rd. Night Market	0	
872	Other Night Markets in Pingtung County	0	
874	Luodong Night Market	0	
875	Other Night Markets in Yilan County	0	
877	Nanbin Night Market	0	
878	Ziqiang Night Market	0	
879	Huayuan Night Market in Hualien County	0	
880	Other Night Markets in Taitung County	0	
883	Other Night Markets in Penghu County	0	
885	Other Night Markets in Kinmen County	0	

# d2c: d2c What tourist spots have you visited on this trip?			
Value	Label	Cases	Percentage
Sysmiss		1005	
Warning: these figures indicate the number of cases found in the data file. They cannot be interpreted as summary statistics of the population of interest.			
# d2d: d2d What tourist spots have you visited on this trip?			
Information	[Type= discrete] [Format=numeric] [Range= 1-885] [Missing=*]		
Statistics [NW/ W]	[Valid=5820 /-] [Invalid=1419 /-]		
Value	Label	Cases	Percentage
1	Taipei 101	297	<div><div></div></div> 5.1%
2	National Palace Museum	1936	<div><div></div></div> 33.3%
3	Chiang Kai-shek Memorial Hall	643	<div><div></div></div> 11.0%
4	Xinyi Shopping District	113	<div><div></div></div> 1.9%
5	Xiemending	384	<div><div></div></div> 6.6%
6	Taipei Martyr's Shrine	127	<div><div></div></div> 2.2%
7	Eastern Distric of Taipei	21	<div><div></div></div> 0.4%
8	Longshan Temple	247	<div><div></div></div> 4.2%
9	Yangmingshan National Park	199	<div><div></div></div> 3.4%
10	Beitou	78	<div><div></div></div> 1.3%
11	Taipei Station Commercial District	32	<div><div></div></div> 0.5%
12	Presidential Office Building	50	<div><div></div></div> 0.9%
13	Maokong Area	34	<div><div></div></div> 0.6%
14	Taipei Zoo	22	<div><div></div></div> 0.4%
15	Taipei Metro Underground Market	2	<div><div></div></div> 0.0%
16	Wufenpu Garment Wholesale Area	39	<div><div></div></div> 0.7%
17	Miramar Entertainment Park(Ferris Wheel)	9	<div><div></div></div> 0.2%
18	Dr. Sun Yat-sen Memorail Hall	188	<div><div></div></div> 3.2%
19	Hsing Tian Kong (Xingtian Temple)	57	<div><div></div></div> 1.0%
20	Guanghua Digital Plaza	2	<div><div></div></div> 0.0%
21	Taipei Fine Art Museum(Taipei Story House)	2	<div><div></div></div> 0.0%
22	Yuanshan	13	<div><div></div></div> 0.2%
23	Taipei Confucius Temple	2	<div><div></div></div> 0.0%
24	Shihlin Official Residence	20	<div><div></div></div> 0.3%
25	Red House	0	<div><div></div></div>
26	Tianmu	2	<div><div></div></div> 0.0%
27	Dalongdong Baoan Temple	0	<div><div></div></div>
28	228 Peace Memorial Park	2	<div><div></div></div> 0.0%
29	Taipei Film House	0	<div><div></div></div>
30	National Museum of History	2	<div><div></div></div> 0.0%
31	Museum of Contemporary Art	1	<div><div></div></div> 0.0%
32	Jianguo Holiday Commercial District	0	<div><div></div></div>
33	Taipei Municipal Children's Recreation Center	0	<div><div></div></div>
34	Taipei City Hakka Culture Park	1	<div><div></div></div> 0.0%
35	Taiwan Handcraft Promotion Center	0	<div><div></div></div>
36	Sung Ye Museum of Formosan Aborigines	0	<div><div></div></div>
37	Miniatures Museum of Taiwan	0	<div><div></div></div>
38	Haujiang Park	0	<div><div></div></div>

# d2d: d2d What tourist spots have you visited on this trip?			
Value	Label	Cases	Percentage
40	Chinese Culture and Movie Center	0	
41	Taipei Botanical Garden	0	
42	Taipei Astronomical Museum	0	
43	Lin An Tai Old Housestead	0	
45	Da Hu Park	0	
47	Postal Museum	0	
48	Taiwan Hero House	0	
49	Nangang Business Park	4	0.1%
50	Taipei Flora Expo Park	0	
51	Huashan 1914 Creative Park	4	0.1%
52	Yongkang Street Commercial District	49	0.8%
53	Taipei Arena	3	0.1%
54	Songshan Cultural and Creative Park	3	0.1%
55	Bopiliao Old Street	1	0.0%
56	Xiangshan	6	0.1%
57	Daan Forest Park	3	0.1%
65	Jiufen	162	2.8%
66	Tamshui	147	2.5%
67	Yehliu	41	0.7%
68	Jinguashi	4	0.1%
69	Wulai	10	0.2%
70	Yuanwangkeng Park	0	
71	Shihsanhang Museum of Archaeology	4	0.1%
72	Shenkeng Old Street	10	0.2%
73	Dharma Drum Mountain(Jinshan)	1	0.0%
74	Butian lake	0	
75	Shifen Waterfall	45	0.8%
76	Yingge Ceramics Museum	1	0.0%
77	Pinxi	21	0.4%
78	Yingge	4	0.1%
79	Sanxia	4	0.1%
80	Ocean World	0	
81	Juming Museum	0	
82	Pinlin	0	
83	Yun hsien Resort	0	
84	Tianlu Art Center	0	
85	Sanzhi	0	
86	The Lin Family Mansion and Garden	0	
87	Fulong beach	1	0.0%
88	Linkou	1	0.0%
89	Baisha Bay	0	
90	Bitou Cape Park	0	
91	New Taipei City Hakka Museum	0	
92	Formosa Fun Coast	0	
93	Guanyinshan	0	

# d2d: d2d What tourist spots have you visited on this trip?			
Value	Label	Cases	Percentage
94	coastline park	0	
95	Qing Shui Zu shi temple	0	
96	Naptune park	0	
97	Green Bay	0	
98	Longdong South Ocean Park	0	
99	Temple of Eighteen Deities	0	
100	Teresa Teng Memorail Park (Yun Garden)	0	
103	GuanDu	2	0.0%
104	SandiaoJiao Cape Lighthouse	0	
105	Jingtong	6	0.1%
106	Houtong	7	0.1%
110	The Northeast Coastal Scienic Area	2	0.0%
111	Bisha Fishery Harbor	0	
112	Keelung Port	1	0.0%
113	Chung-chen Park	0	
114	Patoutzu	0	
115	Peace Island	2	0.0%
116	Lover's Lake	0	
117	Ershawan Gun Emplacement	0	
118	Dawulun Gun Emplacemnt	1	0.0%
119	National Museum of Marine Science & Technology	0	
125	Window On China	6	0.1%
126	Dashi	2	0.0%
127	Shinmem Dam	2	0.0%
128	Cihu	1	0.0%
129	Zhongli	0	
130	Aviation Museum	0	
131	Lala Mountain	0	
132	TaiMall	0	
135	Hsinchu Science Park	1	0.0%
136	Nanliao Fishery Harbor	0	
137	Ku Chi Peak	0	
138	Glass Museum	1	0.0%
145	Leofoo Village Theme Park	2	0.0%
146	Neiwan	1	0.0%
147	Beipu	0	
148	Daba Peak	0	
149	Little Ding-dong Science Park	0	
150	Taian hot Springs	1	0.0%
151	Hwataoyao	0	
160	Sanyi Wood Sculptures (Museum)	1	0.0%
161	Shihtoushan(Lion's Head Mountain)	0	
162	Tongsiao Beach Pool	0	
163	West Lake Resort	0	
164	Qiding beach resort	0	

d2d: d2d What tourist spots have you visited on this trip?

Value	Label	Cases	Percentage
165	Flying Cow Ranch	3	0.1%
166	Dahu(Shei-pa National Park)	2	0.0%
167	Nanzhuang	0	
170	National Museum of Natural Science	2	0.0%
171	Rainbow Village	0	
172	Tunghai University	0	
173	National Taiwan Museum of Fine Arts	0	
174	Sinshe	0	
175	Lihpao Land	0	
176	Li shan (Pear Mountain)	1	0.0%
177	Dasyueshan National Forest Recreation Area	0	
178	Wuling Forest Recreation Area	1	0.0%
179	Tiehchenshan Mountain Recreation Area	0	
180	Yuanzui Mountain	0	
181	Gaomei Wetlands	3	0.1%
182	Metropolitan Park	3	0.1%
183	Dajia	0	
184	Maple Garden	1	0.0%
185	Sun Moon Lake	40	0.7%
186	Formosan Aboriginal Culture Village	11	0.2%
187	Cingjing Veterans Farm	17	0.3%
188	Xitou Bamboo Forest	8	0.1%
189	ChungTai Chan Monastery	5	0.1%
190	Jiji	3	0.1%
191	Puli	13	0.2%
192	Sing Ling Temple	0	
193	Yushan National Park	0	
194	Puli Distillery	0	
195	921 Earthquake Museum of Taiwan	0	
196	Guguan	0	
197	Hehuanshan National Forest Recreation Area	2	0.0%
198	Sunlinksea	0	
199	The Nantou County Culture Park	0	
200	Checheng train station	1	0.0%
201	Wushe Scenic Area Recreation Area	0	
202	Shoutian Temple	0	
203	Dongpu Springs	0	
204	Aowanda National Forest Recreation Area	0	
206	Lushan Hot Springs	1	0.0%
207	Guangxing Paper Factory	0	
208	Tenshing Kiln Ceramics Cultural Park	0	
215	Lukang Mazu Temple	1	0.0%
216	Lukang Folk Arts Museum	0	
217	Lukang Longshan Temple	0	
218	Baguashan	1	0.0%

# d2d: d2d What tourist spots have you visited on this trip?			
Value	Label	Cases	Percentage
219	Taiwan Folk Village	0	
220	Confucius Temple (Changhua)	0	
221	Lukang tranditional snacks	0	
222	Lukang Old Street	3	0.1%
225	Janfusun Fancy World	0	
226	Beigan Matsu Temple	0	
227	Caoling	0	
235	Alishan	8	0.1%
236	Fenqihu	0	
237	Chiayis Farm	0	
238	Dongshih Fishery Harbor	1	0.0%
240	Old Fort of Anping (Fort Zeelandia)	14	0.2%
241	Chihkan Tower	16	0.3%
242	Confucius Temple (Tainan)	13	0.2%
243	Koxinga Shrine (Yanping Junwang Temple)	10	0.2%
244	Anping Port National Historical Scenic Area	1	0.0%
245	Eternal Golden Castle	3	0.1%
246	Tainan Grand Matsu Temple	0	
247	Luermen Tienhogong Temple	0	
248	Xishu Golden Beach	0	
249	Official God of War Temple (Sacrificial Rites Martial Temple	0	
250	Wufei Temple (Five Consorts Temple)	0	
251	Sicao Mangrove Preserve	0	
252	Southern Taiwan Science Park	0	
253	Ten Drum Rende Suger Culture and Creativety Park	0	
254	Chimei Museum	0	
255	Taiwan Salt Museum	0	
260	Guanziling	2	0.0%
261	Qigu Birdseeing	3	0.1%
262	Wushantou Reservoir Scenic Area	2	0.0%
263	Tsengwen Reservoir Scenic Area	0	
264	Dakeng Recreation Farm	0	
265	Tsou-Ma-Lai Farm	0	
270	Love River	38	0.7%
271	Sizhiwan Bay	38	0.7%
272	Lotus Lake	15	0.3%
273	Qijin Seaside Park	23	0.4%
274	Shou Shan(Shou Shan Zoo)	4	0.1%
275	Dragon and Tiger Pagodas	9	0.2%
276	Urban Spotlight	0	
277	Kaohsiung 85 Building	0	
278	Spring and Autumn Pavilions	1	0.0%
279	Confucius Temple (Kaohsiung)	4	0.1%
280	Kaohsiung Port	2	0.0%
281	Blue Lagoon Water Theme Park	0	

# d2d: d2d What tourist spots have you visited on this trip?			
Value	Label	Cases	Percentage
282	Kaohsiung Museum of History	0	
283	Chijin Mazu Temple	0	
284	National Science and Technology Museum	0	
285	Kaohsiung Museum of Fine Arts	2	0.0%
286	Dream Mall	16	0.3%
287	New Juejiang Shopping Area	12	0.2%
288	Gushan Ferry Station	0	
289	Central Park (Kaohsiung)	0	
290	Former British Consulate	3	0.1%
291	Teresa Teng Memorial Hall	1	0.0%
292	EDA World	9	0.2%
293	Kaohsiung Arena	2	0.0%
294	Pier-2 Art Cneter	9	0.2%
295	Fo Kuang Shan	3	0.1%
296	Cheng Ching Lake	1	0.0%
297	Meinong Hakka Cultural Village	0	
298	Baolai and Bulao Springs	0	
299	Maolin National Scenic Area	0	
300	Liugui Service Area	0	
301	Jiaxian	0	
302	Meishan Visitor Center	0	
303	Kaohsiung Farm	0	
304	Tengzhi National Forest Recreation Area	0	
305	Shihba Luohan Shan	0	
306	Saijia Service Area (Saijia Aviation Park)	0	
307	Sugar Industry Cultural Park	0	
314	Houbihu	5	0.1%
315	Kenting National Park	29	0.5%
317	National Museum of Marine Biology and Aquarium	5	0.1%
318	Fangliao Township	1	0.0%
319	Sichongxi	0	
320	Jialeshuei Scenic Area	1	0.0%
321	Kenting Space Port	0	
322	Nanwan Beach Recreation Area	10	0.2%
323	Dapeng Bay National Scenic Area	0	
324	Kenting Sea Pool	0	
325	Liuqiu (Shiaoliuqiu)	0	
326	Sandimen	0	
327	Chuanfan Rock	2	0.0%
328	Hengchun Ancient City	9	0.2%
329	Liudui Hakka Cultural Park	0	
330	Jiaosi	16	0.3%
331	Tung Shan Science Area	0	
332	Taipingshan	0	
333	Suao Cold Springs	1	0.0%

d2d: d2d What tourist spots have you visited on this trip?

Value	Label	Cases	Percentage
334	Wufengqi Scenic Area	0	
335	Guishan Island (Turtle Island)	0	
336	Fushan Botanical Garden	1	0.0%
337	Toucheng Recreation Farm	0	
338	Nanfangao	2	0.0%
339	Taipingshan National Forest Recreation Area	0	
340	Toucheng Sea Pool	0	
341	Chilan Forest Playground	0	
342	Caoling Historic Trail	0	
343	Wushih Harbor	0	
344	Da River (Daxi) Honeymoon Bay	0	
345	National Center for Traditional Arts	0	
346	Lanyang Museum	1	0.0%
350	Taroko, Tienhsiang	29	0.5%
351	Hualien Farglory Ocean Park	0	
352	Qixing Lake (Qixingtang)	27	0.5%
353	Amis Cultural Village	1	0.0%
354	Liyu (Carp) Lake	2	0.0%
355	Shin Kong Chao Feng Ranch & Resort	2	0.0%
356	Ruisui Hongye Springs	9	0.2%
357	Xiuguluan River Rafting Area	0	
358	Wenshan Springs	0	
360	National DongHua University	0	
361	Hualien Seaside Park	0	
362	Whale and Dolphin Watching Tour along East Coast	2	0.0%
363	Hualien Sugar Factory	1	0.0%
364	Shitiping	0	
365	Hualien Tzuchi	0	
366	Mataian Wetland Ecological Park	0	
367	Liushidan Mountain	1	0.0%
370	Chihpen	5	0.1%
371	Sanxiantai (Terrace of the Three Immortals)	4	0.1%
372	Lu Tao (Green Island)	1	0.0%
373	Baxian Cave (Baxiandong)	1	0.0%
374	Xiaoyeliu (Jialulan)	0	
375	Beinan Cultural Park	0	
376	Guanshan Water Park	1	0.0%
377	Chulu Pasture	0	
378	Taitung Veterans Farm	0	
379	Lanyu (Orchid Island)	0	
380	National Museum of Prehistory	1	0.0%
381	Chengkong Harbor	0	
382	Water Running Up	5	0.1%
383	Dulan Mountain	0	
384	Taitung Forest Park	0	

d2d: d2d What tourist spots have you visited on this trip?

Value	Label	Cases	Percentage
385	Penghu National Scenic Area	2	0.0%
386	Jibei Island	0	
387	Qimei Island	0	
390	Cihu (Kinmen)	0	
391	Kinmen National Park	0	
392	Taoshan	0	
393	Guniungtou War Museum	0	
394	Kinmen Folk Culture Village	0	
395	Juguang Tower	0	
396	Taiwu Mountain	0	
397	Kinmen Liquor Factory	0	
398	Wujiang River Estuary	0	
399	Sun Yat-sen Memorial Forest	0	
405	Qinbi Village	0	
406	Bishan Sightseeing Platform	0	
801	Shilin Night Market	50	0.9%
802	Huaxi Street (Snake Alley) Night Market	5	0.1%
803	Raohe Street Night Market	12	0.2%
804	Shida Night Market	14	0.2%
805	Linjiang St. Night Market	1	0.0%
806	Gongguan Night Market	1	0.0%
807	Tihua Street Night Market	1	0.0%
808	Ningxia Night Market	23	0.4%
809	Nanjichang Night Market	0	
810	Jingmei Night Market	0	
811	Liaoning Street Night Market	0	
812	Yansan Night Market	0	
813	Other Night Markets in Taipei City	2	0.0%
815	Yonghe Lehua Night Market	1	0.0%
816	Banciao Nanya Night Market	0	
817	Sinjhuang Night Market	0	
818	Jhonghe Singnan Night Market	0	
819	Fuda Garden Night Market	0	
820	Sanho Night Market,	0	
821	Other Night Markets in New Taipei City	0	
825	Keelung Miaokou Tourist Night Market	1	0.0%
826	Other Night Markets in Keelung City	0	
830	Jhongli Sinmin Night Market	0	
831	Taoyuan Tourist Night Market	1	0.0%
832	Other Night Markets in Taoyuan County	0	
834	Chenghuang Temple Night Market	0	
835	Other Night Markets in Hsinchu City	0	
838	Other Night Markets in Hsinchu County	0	
840	Other Night Markets in Miaoli County	0	
843	Fongjia Night Market	3	0.1%

# d2d: d2d What tourist spots have you visited on this trip?			
Value	Label	Cases	Percentage
844	Jhonghua Night Market	0	
845	Yizhong Street Night Market	19	0.3%
846	Other Night Markets in Taichung City	1	0.0%
849	Other Night Market in Nantou County	0	
851	Other Night Markets in Changhua County	1	0.0%
853	Other Night Markets in Yunlin County	0	
855	Wenhua Rd. Night Market	1	0.0%
856	Other Night Markets in Chiayi City	0	
858	Other Night Markets in Chiayi County	0	
860	Siaobei Night Market	1	0.0%
861	Huayuan Night Market in Tainan City	4	0.1%
862	Other Night Markets in Tainan City	1	0.0%
863	Other Night Markets in Tainan City	0	
865	Liuhe Night Market	10	0.2%
866	Sinsing Night Market	0	
867	Rueifong Night Market	4	0.1%
868	Jin-Zuan Night Market	0	
869	Kaisyuan Night Market	0	
870	Other Night Markets in Kaohsiung City	1	0.0%
871	Minzu Rd. Night Market	0	
872	Other Night Markets in Pingtung County	2	0.0%
874	Luodong Night Market	1	0.0%
875	Other Night Markets in Yilan County	0	
877	Nanbin Night Market	0	
878	Ziqiang Night Market	2	0.0%
879	Huayuan Night Market in Hualien County	0	
880	Other Night Markets in Taitung County	0	
883	Other Night Markets in Penghu County	0	
885	Other Night Markets in Kinmen County	0	
Sysmiss		1419	
Warning: these figures indicate the number of cases found in the data file. They cannot be interpreted as summary statistics of the population of interest.			
# d2e: d2e What tourist spots have you visited on this trip?			
Information	[Type= discrete] [Format=numeric] [Range= 1-885] [Missing=*]		
Statistics [NW/ W]	[Valid=5229 /-] [Invalid=2010 /-]		
Value	Label	Cases	Percentage
1	Taipei 101	59	1.1%
2	National Palace Museum	245	4.7%
3	Chiang Kai-shek Memorial Hall	1126	21.5%
4	Xinyi Shopping District	53	1.0%
5	Xiemending	353	6.8%
6	Taipei Martyr's Shrine	112	2.1%
7	Eastern Distric of Taipei	20	0.4%
8	Longshan Temple	301	5.8%
9	Yangmingshan National Park	52	1.0%

d2e: d2e What tourist spots have you visited on this trip?

Value	Label	Cases	Percentage
10	Beitou	91	<div></div> 1.7%
11	Taipei Station Commercial District	20	<div></div> 0.4%
12	Presidential Office Building	146	<div></div> 2.8%
13	Maokong Area	47	<div></div> 0.9%
14	Taipei Zoo	22	<div></div> 0.4%
15	Taipei Metro Underground Market	3	<div></div> 0.1%
16	Wufenpu Garment Wholesale Area	49	<div></div> 0.9%
17	Miramar Entertainment Park(Ferris Wheel)	6	<div></div> 0.1%
18	Dr. Sun Yat-sen Memorail Hall	794	<div></div> 15.2%
19	Hsing Tian Kong (Xingtian Temple)	81	<div></div> 1.5%
20	Guanghua Digital Plaza	2	<div></div> 0.0%
21	Taipei Fine Art Museum(Taipei Story House)	1	<div></div> 0.0%
22	Yuanshan	6	<div></div> 0.1%
23	Taipei Confucius Temple	7	<div></div> 0.1%
24	Shihlin Official Residence	84	<div></div> 1.6%
25	Red House	1	<div></div> 0.0%
26	Tianmu	1	<div></div> 0.0%
27	Dalongdong Baoan Temple	0	
28	228 Peace Memorial Park	5	<div></div> 0.1%
29	Taipei Film House	0	
30	National Museum of History	0	
31	Museum of Contemporary Art	0	
32	Jianguo Holiday Commercial District	1	<div></div> 0.0%
33	Taipei Municipal Children's Recreation Center	0	
34	Taipei City Hakka Culture Park	0	
35	Taiwan Handcraft Promotion Center	0	
36	Sung Ye Museum of Formosan Aborigines	0	
37	Miniatures Museum of Taiwan	2	<div></div> 0.0%
38	Haujiang Park	0	
40	Chinese Culture and Movie Center	0	
41	Taipei Botanical Garden	0	
42	Taipei Astronomical Museum	0	
43	Lin An Tai Old Housestead	1	<div></div> 0.0%
45	Da Hu Park	3	<div></div> 0.1%
47	Postal Museum	0	
48	Taiwan Hero House	0	
49	Nangang Business Park	2	<div></div> 0.0%
50	Taipei Flora Expo Park	1	<div></div> 0.0%
51	Huashan 1914 Creative Park	4	<div></div> 0.1%
52	Yongkang Street Commercial District	47	<div></div> 0.9%
53	Taipei Arena	3	<div></div> 0.1%
54	Songshan Cultural and Creative Park	5	<div></div> 0.1%
55	Bopiliao Old Street	0	
56	Xiangshan	5	<div></div> 0.1%
57	Daan Forest Park	5	<div></div> 0.1%

d2e: d2e What tourist spots have you visited on this trip?

Value	Label	Cases	Percentage
65	Jiufen	247	4.7%
66	Tamshui	197	3.8%
67	Yehliu	82	1.6%
68	Jinguashi	7	0.1%
69	Wulai	11	0.2%
70	Yuanwangkeng Park	0	
71	Shihsanhang Museum of Archaeology	3	0.1%
72	Shenkeng Old Street	6	0.1%
73	Dharma Drum Mountain(Jinshan)	1	0.0%
74	Butian lake	1	0.0%
75	Shifen Waterfall	67	1.3%
76	Yingge Ceramics Museum	1	0.0%
77	Pinxi	46	0.9%
78	Yingge	2	0.0%
79	Sanxia	2	0.0%
80	Ocean World	0	
81	Juming Museum	1	0.0%
82	Pinlin	0	
83	Yun hsien Resort	0	
84	Tianlu Art Center	1	0.0%
85	Sanzhi	0	
86	The Lin Family Mansion and Garden	0	
87	Fulong beach	1	0.0%
88	Linkou	0	
89	Baisha Bay	0	
90	Bitou Cape Park	0	
91	New Taipei City Hakka Museum	0	
92	Formosa Fun Coast	0	
93	Guanyinshan	1	0.0%
94	coastline park	0	
95	Qing Shui Zu shi temple	0	
96	Naptune park	0	
97	Green Bay	0	
98	Longdong South Ocean Park	0	
99	Temple of Eighteen Deities	0	
100	Teresa Teng Memorail Park (Yun Garden)	0	
103	GuanDu	0	
104	Sandiaojiao Cape Lighthouse	0	
105	Jingtong	9	0.2%
106	Houtong	10	0.2%
110	The Northeast Coastal Scienic Area	1	0.0%
111	Bisha Fishery Harbor	0	
112	Keelung Port	0	
113	Chung-chen Park	0	
114	Patoutzu	0	

# d2e: d2e What tourist spots have you visited on this trip?			
Value	Label	Cases	Percentage
115	Peace Island	0	
116	Lover's Lake	0	
117	Ershawan Gun Emplacement	0	
118	Dawulun Gun Emplacement	0	
119	National Museum of Marine Science & Technology	0	
125	Window On China	5	0.1%
126	Dashi	3	0.1%
127	Shinmem Dam	0	
128	Cihu	4	0.1%
129	Zhongli	0	
130	Aviation Museum	0	
131	Lala Mountain	0	
132	TaiMall	0	
135	Hsinchu Science Park	0	
136	Nanliao Fishery Harbor	1	0.0%
137	Ku Chi Peak	0	
138	Glass Museum	0	
145	Leofoo Village Theme Park	5	0.1%
146	Neiwan	0	
147	Beipu	0	
148	Daba Peak	0	
149	Little Ding-dong Science Park	0	
150	Taian hot Springs	0	
151	Hwataoyao	0	
160	Sanyi Wood Sculptures (Museum)	0	
161	Shihtoushan(Lion's Head Mountain)	0	
162	Tongsiao Beach Pool	0	
163	West Lake Resort	0	
164	Qiding beach resort	0	
165	Flying Cow Ranch	2	0.0%
166	Dahu(Shei-pa National Park)	2	0.0%
167	Nanzhuang	1	0.0%
170	National Museum of Natural Science	2	0.0%
171	Rainbow Village	0	
172	Tunghai University	0	
173	National Taiwan Museum of Fine Arts	3	0.1%
174	Sinshe	3	0.1%
175	Lihpao Land	0	
176	Li shan (Pear Mountain)	0	
177	Dasyueshan National Forest Recreation Area	0	
178	Wuling Forest Recreation Area	0	
179	Tiehchenshan Mountain Recreation Area	0	
180	Yuanzui Mountain	0	
181	Gaomei Wetlands	5	0.1%
182	Metropolitan Park	0	

# d2e: d2e What tourist spots have you visited on this trip?			
Value	Label	Cases	Percentage
183	Dajia	0	
184	Maple Garden	0	
185	Sun Moon Lake	71	1.4%
186	Formosan Aboriginal Culture Village	2	0.0%
187	Cingjing Veterans Farm	15	0.3%
188	Xitou Bamboo Forest	1	0.0%
189	ChungTai Chan Monastery	10	0.2%
190	Jiji	1	0.0%
191	Puli	13	0.2%
192	Sing Ling Temple	0	
193	Yushan National Park	1	0.0%
194	Puli Distillery	0	
195	921 Earthquake Museum of Taiwan	0	
196	Guguan	0	
197	Hehuanshan National Forest Recreation Area	3	0.1%
198	Sunlinksea	0	
199	The Nantou County Culture Park	0	
200	Checheng train station	1	0.0%
201	Wushe Scenic Area Recreation Area	0	
202	Shoutian Temple	0	
203	Dongpu Springs	0	
204	Aowanda National Forest Recreation Area	0	
206	Lushan Hot Springs	1	0.0%
207	Guangxing Paper Factory	0	
208	Tenshing Kiln Ceramics Cultural Park	0	
215	Lukang Mazu Temple	0	
216	Lukang Folk Arts Museum	0	
217	Lukang Longshan Temple	0	
218	Baguashan	0	
219	Taiwan Folk Village	0	
220	Confucius Temple (Changhua)	0	
221	Lukang trandtional snacks	0	
222	Lukang Old Street	4	0.1%
225	Janfusun Fancy World	0	
226	Beigan Matsu Temple	0	
227	Caoling	0	
235	Alishan	14	0.3%
236	Fenqihu	0	
237	Chiayis Farm	0	
238	Dongshih Fishery Harbor	0	
240	Old Fort of Anping (Fort Zeelandia)	13	0.2%
241	Chihkan Tower	12	0.2%
242	Confucius Temple (Tainan)	13	0.2%
243	Koxinga Shrine (Yanping Junwang Temple)	9	0.2%
244	Anping Port National Historical Scenic Area	4	0.1%

# d2e: d2e What tourist spots have you visited on this trip?			
Value	Label	Cases	Percentage
245	Eternal Golden Castle	1	0.0%
246	Tainan Grand Matsu Temple	0	
247	Luermen Tienhogong Temple	0	
248	Xishu Golden Beach	1	0.0%
249	Official God of War Temple (Sacrificial Rites Martial Temple	0	
250	Wufei Temple (Five Consorts Temple)	0	
251	Sicao Mangrove Preserve	0	
252	Southern Taiwan Science Park	0	
253	Ten Drum Rende Suger Culture and Creativety Park	1	0.0%
254	Chimei Museum	0	
255	Taiwan Salt Museum	0	
260	Guanziling	3	0.1%
261	Qigu Birdseeing	0	
262	Wushantou Reservoir Scenic Area	0	
263	Tsengwen Reservoir Scenic Area	0	
264	Dakeng Recreation Farm	0	
265	Tsou-Ma-Lai Farm	0	
270	Love River	29	0.6%
271	Sizhiwan Bay	38	0.7%
272	Lotus Lake	21	0.4%
273	Qijin Seaside Park	22	0.4%
274	Shou Shan(Shou Shan Zoo)	6	0.1%
275	Dragon and Tiger Pagodas	4	0.1%
276	Urban Spotlight	0	
277	Kaohsiung 85 Building	1	0.0%
278	Spring and Autumn Pavilions	1	0.0%
279	Confucius Temple (Kaohsiung)	1	0.0%
280	Kaohsiung Port	2	0.0%
281	Blue Lagoon Water Theme Park	0	
282	Kaohsiung Museum of History	2	0.0%
283	Chijin Mazu Temple	0	
284	National Science and Technology Museum	0	
285	Kaohsiung Museum of Fine Arts	1	0.0%
286	Dream Mall	14	0.3%
287	New Juejiang Shopping Area	7	0.1%
288	Gushan Ferry Station	0	
289	Central Park (Kaohsiung)	1	0.0%
290	Former British Consulate	2	0.0%
291	Teresa Teng Memorial Hall	0	
292	EDA World	7	0.1%
293	Kaohsiung Arena	1	0.0%
294	Pier-2 Art Cneter	9	0.2%
295	Fo Kuang Shan	5	0.1%
296	Cheng Ching Lake	1	0.0%
297	Meinong Hakka Cultural Village	1	0.0%

d2e: d2e What tourist spots have you visited on this trip?

Value	Label	Cases	Percentage
298	Baolai and Bulao Springs	0	
299	Maolin National Scenic Area	0	
300	Liugui Service Area	0	
301	Jiaxian	0	
302	Meishan Visitor Center	0	
303	Kaohsiung Farm	0	
304	Tengzhi National Forest Recreation Area	0	
305	Shihba Luohan Shan	0	
306	Saijia Service Area (Saijia Aviation Park)	0	
307	Sugar Industry Cultural Park	0	
314	Houbihu	5	0.1%
315	Kenting National Park	39	0.7%
317	National Museum of Marine Biology and Aquarium	2	0.0%
318	Fangliu Township	1	0.0%
319	Sichongxi	0	
320	Jialeshuei Scenic Area	1	0.0%
321	Kenting Space Port	0	
322	Nanwan Beach Recreation Area	8	0.2%
323	Dapeng Bay National Scenic Area	0	
324	Kenting Sea Pool	0	
325	Liuqiu (Shiaoliuqiu)	0	
326	Sandimen	0	
327	Chuanfan Rock	3	0.1%
328	Hengchun Ancient City	12	0.2%
329	Liudui Hakka Cultural Park	0	
330	Jiaosi	14	0.3%
331	Tung Shan Science Area	2	0.0%
332	Taipingshan	0	
333	Suao Cold Springs	1	0.0%
334	Wufengqi Scenic Area	0	
335	Guishan Island (Turtle Island)	0	
336	Fushan Botanical Garden	0	
337	Toucheng Recreation Farm	1	0.0%
338	Nanfangao	1	0.0%
339	Taipingshan National Forest Recreation Area	0	
340	Toucheng Sea Pool	0	
341	Chilan Forest Playground	0	
342	Caoling Historic Trail	0	
343	Wushih Harbor	1	0.0%
344	Da River (Daxi) Honeymoon Bay	0	
345	National Center for Traditional Arts	1	0.0%
346	Lanyang Museum	1	0.0%
350	Taroko, Tienhsiang	30	0.6%
351	Hualien Farglory Ocean Park	0	
352	Qixing Lake (Qixingtang)	25	0.5%

d2e: d2e What tourist spots have you visited on this trip?

Value	Label	Cases	Percentage
353	Amis Cultural Village	1	0.0%
354	Liyu (Carp) Lake	0	
355	Shin Kong Chao Feng Ranch & Resort	3	0.1%
356	Ruisui Hongye Springs	4	0.1%
357	Xiuguluan River Rafting Area	0	
358	Wenshan Springs	0	
360	National DongHua University	0	
361	Hualien Seaside Park	0	
362	Whale and Dolphine Watching Tour along East Coast	0	
363	Hualien Sugar Factory	0	
364	Shitiping	0	
365	Hualien Tzuchi	0	
366	Mataian Wetland Ecological Park	0	
367	Liushidan Mountain	0	
370	Chihpen	4	0.1%
371	Sanxiantai (Terrace of the Three Immortals)	8	0.2%
372	Lu Tao (Green Island)	3	0.1%
373	Baxian Cave (Baxiandong)	1	0.0%
374	Xiaoyeliu (Jialulan)	0	
375	Beinan Cultural Park	0	
376	Guanshan Water Park	0	
377	Chulu Pasture	0	
378	Taitung Veterans Farm	0	
379	Lanyu (Orchid Island)	0	
380	National Museum of Prehistory	2	0.0%
381	Chengkong Harbor	0	
382	Water Running Up	5	0.1%
383	Dulan Mountain	0	
384	Taitung Forest Park	0	
385	Penghu National Scenic Area	1	0.0%
386	Jibei Island	0	
387	Qimei Island	0	
390	Cihu (Kinmen)	0	
391	Kinmen National Park	0	
392	Taoshan	0	
393	Guniungtou War Museum	0	
394	Kinmen Folk Culture Village	0	
395	Juguang Tower	0	
396	Taiwu Mountain	0	
397	Kinmen Liquor Factory	0	
398	Wujiang River Estuary	0	
399	Sun Yat-sen Memorial Forest	0	
405	Qinbi Village	0	
406	Bishan Sightseeing Platform	0	
801	Shilin Night Market	41	0.8%

d2e: d2e What tourist spots have you visited on this trip?

Value	Label	Cases	Percentage
802	Huaxi Street (Snake Alley) Night Market	7	0.1%
803	Raohe Street Night Market	20	0.4%
804	Shida Night Market	29	0.6%
805	Linjiang St. Night Market	1	0.0%
806	Gongguan Night Market	1	0.0%
807	Tihua Street Night Market	0	
808	Ningxia Night Market	29	0.6%
809	Nanjichang Night Market	0	
810	Jingmei Night Market	1	0.0%
811	Liaoning Street Night Market	0	
812	Yansan Night Market	0	
813	Other Night Markets in Taipei City	0	
815	Yonghe Lehua Night Market	0	
816	Banciao Nanya Night Market	1	0.0%
817	Sinjhuang Night Market	0	
818	Jhonghe Singnan Night Market	0	
819	Fuda Garden Night Market	0	
820	Sanho Night Market,	0	
821	Other Night Markets in New Taipei City	0	
825	Keelung Miaokou Tourist Night Market	4	0.1%
826	Other Night Markets in Keelung City	0	
830	Jhongli Sinmin Night Market	1	0.0%
831	Taoyuan Tourist Night Market	0	
832	Other Night Markets in Taoyuan County	0	
834	Chenghuang Temple Night Market	0	
835	Other Night Markets in Hsinchu City	0	
838	Other Night Markets in Hsinchu County	0	
840	Other Night Markets in Miaoli County	0	
843	Fongjia Night Market	8	0.2%
844	Jhonghua Night Market	1	0.0%
845	Yizhong Street Night Market	6	0.1%
846	Other Night Markets in Taichung City	2	0.0%
849	Other Night Market in Nantou County	0	
851	Other Night Markets in Changhua County	0	
853	Other Night Markets in Yunlin County	0	
855	Wenhua Rd. Night Market	1	0.0%
856	Other Night Markets in Chiayi City	0	
858	Other Night Markets in Chiayi County	0	
860	Siaobei Night Market	0	
861	Huayuan Night Market in Tainan City	0	
862	Other Night Markets in Tainan City	2	0.0%
863	Other Night Markets in Tainan City	1	0.0%
865	Liuhe Night Market	13	0.2%
866	Sinsing Night Market	0	
867	Rueifong Night Market	8	0.2%

# d2e: d2e What tourist spots have you visited on this trip?			
Value	Label	Cases	Percentage
868	Jin-Zuan Night Market	0	
869	Kaisyuan Night Market	0	
870	Other Night Markets in Kaohsiung City	1	0.0%
871	Minzu Rd. Night Market	0	
872	Other Night Markets in Pingtung County	1	0.0%
874	Luodong Night Market	0	
875	Other Night Markets in Yilan County	0	
877	Nanbin Night Market	0	
878	Ziqiang Night Market	1	0.0%
879	Huayuan Night Market in Hualien County	0	
880	Other Night Markets in Taitung County	0	
883	Other Night Markets in Penghu County	0	
885	Other Night Markets in Kinmen County	0	
Sysmiss		2010	
Warning: these figures indicate the number of cases found in the data file. They cannot be interpreted as summary statistics of the population of interest.			
# d2f: d2f What tourist spots have you visited on this trip?			
Information	[Type= discrete] [Format=numeric] [Range= 1-885] [Missing=*]		
Statistics [NW/ W]	[Valid=4656 /-] [Invalid=2583 /-]		
Value	Label	Cases	Percentage
1	Taipei 101	37	0.8%
2	National Palace Museum	18	0.4%
3	Chiang Kai-shek Memorial Hall	287	6.2%
4	Xinyi Shopping District	33	0.7%
5	Xiemending	182	3.9%
6	Taipei Martyr's Shrine	23	0.5%
7	Eastern Distric of Taipei	16	0.3%
8	Longshan Temple	182	3.9%
9	Yangmingshan National Park	25	0.5%
10	Beitou	88	1.9%
11	Taipei Station Commercial District	26	0.6%
12	Presidential Office Building	427	9.2%
13	Maokong Area	32	0.7%
14	Taipei Zoo	40	0.9%
15	Taipei Metro Underground Market	4	0.1%
16	Wufenpu Garment Wholesale Area	37	0.8%
17	Miramar Entertainment Park(Ferris Wheel)	6	0.1%
18	Dr. Sun Yat-sen Memorail Hall	828	17.8%
19	Hsing Tian Kong (Xingtian Temple)	79	1.7%
20	Guanghua Digital Plaza	1	0.0%
21	Taipei Fine Art Museum(Taipei Story House)	1	0.0%
22	Yuanshan	8	0.2%
23	Taipei Confucius Temple	1	0.0%
24	Shihlin Official Residence	365	7.8%
25	Red House	0	

# d2f: d2f What tourist spots have you visited on this trip?			
Value	Label	Cases	Percentage
26	Tianmu	0	
27	Dalongdong Baoan Temple	1	0.0%
28	228 Peace Memorial Park	2	0.0%
29	Taipei Film House	1	0.0%
30	National Museum of History	1	0.0%
31	Museum of Contemporary Art	0	
32	Jianguo Holiday Commercial District	1	0.0%
33	Taipei Municipal Children's Recreation Center	0	
34	Taipei City Hakka Culture Park	0	
35	Taiwan Handcraft Promotion Center	0	
36	Sung Ye Museum of Formosan Aborigines	0	
37	Miniatures Museum of Taiwan	1	0.0%
38	Haujiang Park	0	
40	Chinese Culture and Movie Center	0	
41	Taipei Botanical Garden	0	
42	Taipei Astronomical Museum	0	
43	Lin An Tai Old Housestead	0	
45	Da Hu Park	0	
47	Postal Museum	0	
48	Taiwan Hero House	0	
49	Nangang Business Park	3	0.1%
50	Taipei Flora Expo Park	0	
51	Huashan 1914 Creative Park	1	0.0%
52	Yongkang Street Commercial District	54	1.2%
53	Taipei Arena	1	0.0%
54	Songshan Cultural and Creative Park	2	0.0%
55	Bopiliao Old Street	0	
56	Xiangshan	7	0.2%
57	Daan Forest Park	1	0.0%
65	Jiufen	287	6.2%
66	Tamshui	214	4.6%
67	Yehliu	189	4.1%
68	Jinguashi	6	0.1%
69	Wulai	9	0.2%
70	Yuanwangkeng Park	0	
71	Shihsanhang Museum of Archaeology	7	0.2%
72	Shenkeng Old Street	10	0.2%
73	Dharma Drum Mountain(Jinshan)	2	0.0%
74	Butian lake	1	0.0%
75	Shifen Waterfall	87	1.9%
76	Yingge Ceramics Museum	0	
77	Pinxi	48	1.0%
78	Yingge	2	0.0%
79	Sanxia	1	0.0%
80	Ocean World	0	

d2f: d2f What tourist spots have you visited on this trip?

Value	Label	Cases	Percentage
81	Juming Museum	0	
82	Pinlin	1	0.0%
83	Yun hsien Resort	0	
84	Tianlu Art Center	1	0.0%
85	Sanzhi	0	
86	The Lin Family Mansion and Garden	0	
87	Fulong beach	2	0.0%
88	Linkou	1	0.0%
89	Baisha Bay	0	
90	Bitou Cape Park	0	
91	New Taipei City Hakka Museum	0	
92	Formosa Fun Coast	0	
93	Guanyinshan	0	
94	coastline park	0	
95	Qing Shui Zu shi temple	0	
96	Naptune park	0	
97	Green Bay	0	
98	Longdong South Ocean Park	1	0.0%
99	Temple of Eighteen Deities	0	
100	Teresa Teng Memorail Park (Yun Garden)	0	
103	GuanDu	0	
104	Sandiao jiao Cape Lighthouse	0	
105	Jingtong	17	0.4%
106	Houtong	7	0.2%
110	The Northeast Coastal Scienic Area	0	
111	Bisha Fishery Harbor	0	
112	Keelung Port	2	0.0%
113	Chung-chen Park	0	
114	Patoutzu	0	
115	Peace Island	0	
116	Lover's Lake	0	
117	Ershawan Gun Emplacement	0	
118	Dawulun Gun Emplacement	0	
119	National Museum of Marine Science & Technology	0	
125	Window On China	14	0.3%
126	Dashi	0	
127	Shinmem Dam	0	
128	Cihu	11	0.2%
129	Zhongli	0	
130	Aviation Museum	0	
131	Lala Mountain	0	
132	TaiMall	0	
135	Hsinchu Science Park	0	
136	Nanliao Fishery Harbor	0	
137	Ku Chi Peak	0	

d2f: d2f What tourist spots have you visited on this trip?

Value	Label	Cases	Percentage
138	Glass Museum	0	
145	Leofoo Village Theme Park	5	0.1%
146	Neiwan	2	0.0%
147	Beipu	0	
148	Daba Peak	0	
149	Little Ding-dong Science Park	0	
150	Taian hot Springs	1	0.0%
151	Hwataoyao	0	
160	Sanyi Wood Sculptures (Museum)	0	
161	Shihtoushan(Lion's Head Mountain)	0	
162	Tongsiao Beach Pool	0	
163	West Lake Resort	0	
164	Qiding beach resort	0	
165	Flying Cow Ranch	3	0.1%
166	Dahu(Shei-pa National Park)	1	0.0%
167	Nanzhuang	0	
170	National Museum of Natural Science	2	0.0%
171	Rainbow Village	2	0.0%
172	Tunghai University	0	
173	National Taiwan Museum of Fine Arts	0	
174	Sinshe	2	0.0%
175	Lihpao Land	0	
176	Li shan (Pear Mountain)	0	
177	Dasyueshan National Forest Recreation Area	0	
178	Wuling Forest Recreation Area	0	
179	Tiehchenshan Mountain Recreation Area	0	
180	Yuanzui Mountain	0	
181	Gaomei Wetlands	3	0.1%
182	Metropolitan Park	1	0.0%
183	Dajia	0	
184	Maple Garden	0	
185	Sun Moon Lake	152	3.3%
186	Formosan Aboriginal Culture Village	5	0.1%
187	Cingjing Veterans Farm	30	0.6%
188	Xitou Bamboo Forest	3	0.1%
189	ChungTai Chan Monastery	27	0.6%
190	Jiji	1	0.0%
191	Puli	7	0.2%
192	Sing Ling Temple	0	
193	Yushan National Park	1	0.0%
194	Puli Distillery	0	
195	921 Earthquake Museum of Taiwan	1	0.0%
196	Guguan	0	
197	Hehuanshan National Forest Recreation Area	1	0.0%
198	Sunlinksea	0	

# d2f: d2f What tourist spots have you visited on this trip?			
Value	Label	Cases	Percentage
199	The Nantou County Culture Park	0	
200	Checheng train station	1	0.0%
201	Wushe Scenic Area Recreation Area	0	
202	Shoutian Temple	0	
203	Dongpu Springs	0	
204	Aowanda National Forest Recreation Area	1	0.0%
206	Lushan Hot Springs	0	
207	Guangxing Paper Factory	0	
208	Tenshing Kiln Ceramics Cultural Park	0	
215	Lukang Mazu Temple	0	
216	Lukang Folk Arts Museum	0	
217	Lukang Longshan Temple	0	
218	Baguashan	0	
219	Taiwan Folk Village	0	
220	Confucius Temple (Changhua)	0	
221	Lukang tranditional snacks	0	
222	Lukang Old Street	3	0.1%
225	Janfusun Fancy World	0	
226	Beigan Matsu Temple	0	
227	Caoling	0	
235	Alishan	35	0.8%
236	Fenqihu	2	0.0%
237	Chiayis Farm	0	
238	Dongshih Fishery Harbor	0	
240	Old Fort of Anping (Fort Zeelandia)	21	0.5%
241	Chihkan Tower	11	0.2%
242	Confucius Temple (Tainan)	8	0.2%
243	Koxinga Shrine (Yanping Junwang Temple)	5	0.1%
244	Anping Port National Historical Scenic Area	7	0.2%
245	Eternal Golden Castle	4	0.1%
246	Tainan Grand Matsu Temple	1	0.0%
247	Luermen Tienhogong Temple	0	
248	Xishu Golden Beach	0	
249	Official God of War Temple (Sacrificial Rites Martial Temple	0	
250	Wufei Temple (Five Consorts Temple)	0	
251	Sicao Mangrove Preserve	0	
252	Southern Taiwan Science Park	0	
253	Ten Drum Rende Suger Culture and Creativety Park	0	
254	Chimei Museum	2	0.0%
255	Taiwan Salt Museum	0	
260	Guanziling	0	
261	Qigu Birdseeing	0	
262	Wushantou Reservoir Scenic Area	0	
263	Tsengwen Reservoir Scenic Area	0	
264	Dakeng Recreation Farm	0	

# d2f: d2f What tourist spots have you visited on this trip?			
Value	Label	Cases	Percentage
265	Tsou-Ma-Lai Farm	0	
270	Love River	27	0.6%
271	Sizhiwan Bay	45	1.0%
272	Lotus Lake	16	0.3%
273	Qijin Seaside Park	21	0.5%
274	Shou Shan(Shou Shan Zoo)	4	0.1%
275	Dragon and Tiger Pagodas	4	0.1%
276	Urban Spotlight	0	
277	Kaohsiung 85 Building	4	0.1%
278	Spring and Autumn Pavilions	0	
279	Confucius Temple (Kaohsiung)	4	0.1%
280	Kaohsiung Port	0	
281	Blue Lagoon Water Theme Park	0	
282	Kaohsiung Museum of History	0	
283	Chijin Mazu Temple	0	
284	National Science and Technology Museum	0	
285	Kaohsiung Museum of Fine Arts	0	
286	Dream Mall	14	0.3%
287	New Juejiang Shopping Area	3	0.1%
288	Gushan Ferry Station	0	
289	Central Park (Kaohsiung)	0	
290	Former British Consulate	3	0.1%
291	Teresa Teng Memorial Hall	0	
292	EDA World	2	0.0%
293	Kaohsiung Arena	2	0.0%
294	Pier-2 Art Cneter	11	0.2%
295	Fo Kuang Shan	6	0.1%
296	Cheng Ching Lake	4	0.1%
297	Meinong Hakka Cultural Village	3	0.1%
298	Baolai and Bulao Springs	0	
299	Maolin National Scenic Area	0	
300	Liugui Service Area	1	0.0%
301	Jiaxian	0	
302	Meishan Visitor Center	0	
303	Kaohsiung Farm	0	
304	Tengzhi National Forest Recreation Area	0	
305	Shihba Luohan Shan	0	
306	Saijia Service Area (Saijia Aviation Park)	0	
307	Sugar Industry Cultural Park	1	0.0%
314	Houbihu	6	0.1%
315	Kenting National Park	60	1.3%
317	National Museum of Marine Biology and Aquarium	2	0.0%
318	Fangliau Township	0	
319	Sichongxi	0	
320	Jialeshuei Scenic Area	0	

# d2f: d2f What tourist spots have you visited on this trip?			
Value	Label	Cases	Percentage
321	Kenting Space Port	0	
322	Nanwan Beach Recreation Area	6	0.1%
323	Dapeng Bay National Scenic Area	0	
324	Kenting Sea Pool	0	
325	Liuqiu (Shiaoliuqiu)	2	0.0%
326	Sandimen	0	
327	Chuanfan Rock	3	0.1%
328	Hengchun Ancient City	14	0.3%
329	Liudui Hakka Cultural Park	0	
330	Jiaosi	8	0.2%
331	Tung Shan Science Area	0	
332	Taipingshan	0	
333	Suao Cold Springs	5	0.1%
334	Wufengqi Scenic Area	0	
335	Guishan Island (Turtle Island)	0	
336	Fushan Botanical Garden	0	
337	Toucheng Recreation Farm	1	0.0%
338	Nanfangao	1	0.0%
339	Taipingshan National Forest Recreation Area	0	
340	Toucheng Sea Pool	0	
341	Chilan Forest Playground	0	
342	Caoling Historic Trail	0	
343	Wushih Harbor	1	0.0%
344	Da River (Daxi) Honeymoon Bay	0	
345	National Center for Traditional Arts	2	0.0%
346	Lanyang Museum	0	
350	Taroko, Tienhsiang	29	0.6%
351	Hualien Farglory Ocean Park	0	
352	Qixing Lake (Qixingtian)	23	0.5%
353	Amis Cultural Village	0	
354	Liyu (Carp) Lake	2	0.0%
355	Shin Kong Chao Feng Ranch & Resort	2	0.0%
356	Ruisui Hongye Springs	1	0.0%
357	Xiuguluan River Rafting Area	0	
358	Wenshan Springs	0	
360	National DongHua University	0	
361	Hualien Seaside Park	0	
362	Whale and Dolphine Watching Tour along East Coast	1	0.0%
363	Hualien Sugar Factory	0	
364	Shitiping	0	
365	Hualien Tzuchi	1	0.0%
366	Mataian Wetland Ecological Park	0	
367	Liushidan Mountain	0	
370	Chihpen	1	0.0%
371	Sanxiantai (Terrace of the Three Immortals)	3	0.1%

# d2f: d2f What tourist spots have you visited on this trip?			
Value	Label	Cases	Percentage
372	Lu Tao (Green Island)	1	0.0%
373	Baxian Cave (Baxiandong)	2	0.0%
374	Xiaoyeliu (Jialulan)	0	
375	Beinan Cultural Park	0	
376	Guanshan Water Park	3	0.1%
377	Chulu Pasture	0	
378	Taitung Veterans Farm	0	
379	Lanyu (Orchid Island)	0	
380	National Museum of Prehistory	0	
381	Chengkong Harbor	0	
382	Water Running Up	8	0.2%
383	Dulan Mountain	0	
384	Taitung Forest Park	0	
385	Penghu National Scenic Area	2	0.0%
386	Jibei Island	0	
387	Qimei Island	0	
390	Cihu (Kinmen)	0	
391	Kinmen National Park	0	
392	Taoshan	0	
393	Guniungtou War Museum	0	
394	Kinmen Folk Culture Village	0	
395	Juguang Tower	0	
396	Taiwu Mountain	0	
397	Kinmen Liquor Factory	0	
398	Wujiang River Estuary	0	
399	Sun Yat-sen Memorial Forest	0	
405	Qinbi Village	0	
406	Bishan Sightseeing Platform	0	
801	Shilin Night Market	60	1.3%
802	Huaxi Street (Snake Alley) Night Market	5	0.1%
803	Raohe Street Night Market	18	0.4%
804	Shida Night Market	34	0.7%
805	Linjiang St. Night Market	0	
806	Gongguan Night Market	1	0.0%
807	Tihua Street Night Market	0	
808	Ningxia Night Market	38	0.8%
809	Nanjichang Night Market	0	
810	Jingmei Night Market	1	0.0%
811	Liaoning Street Night Market	0	
812	Yansan Night Market	0	
813	Other Night Markets in Taipei City	0	
815	Yonghe Lehua Night Market	0	
816	Banciao Nanya Night Market	0	
817	Sinjhuang Night Market	1	0.0%
818	Jhonghe Singnan Night Market	0	

d2f: d2f What tourist spots have you visited on this trip?

Value	Label	Cases	Percentage
819	Fuda Garden Night Market	0	
820	Sanho Night Market,	1	0.0%
821	Other Night Markets in New Taipei City	0	
825	Keelung Miaokou Tourist Night Market	5	0.1%
826	Other Night Markets in Keelung City	0	
830	Jhongli Sinmin Night Market	0	
831	Taoyuan Tourist Night Market	0	
832	Other Night Markets in Taoyuan County	0	
834	Chenghuang Temple Night Market	0	
835	Other Night Markets in Hsinchu City	0	
838	Other Night Markets in Hsinchu County	0	
840	Other Night Markets in Miaoli County	0	
843	Fongjia Night Market	3	0.1%
844	Jhonghua Night Market	0	
845	Yizhong Street Night Market	6	0.1%
846	Other Night Markets in Taichung City	0	
849	Other Night Market in Nantou County	0	
851	Other Night Markets in Changhua County	0	
853	Other Night Markets in Yunlin County	0	
855	Wenhua Rd. Night Market	1	0.0%
856	Other Night Markets in Chiayi City	0	
858	Other Night Markets in Chiayi County	0	
860	Siaobei Night Market	0	
861	Huayuan Night Market in Tainan City	0	
862	Other Night Markets in Tainan City	1	0.0%
863	Other Night Markets in Tainan City	0	
865	Liuhe Night Market	15	0.3%
866	Sinsing Night Market	0	
867	Rueifong Night Market	1	0.0%
868	Jin-Zuan Night Market	3	0.1%
869	Kaisyuan Night Market	0	
870	Other Night Markets in Kaohsiung City	0	
871	Minzu Rd. Night Market	0	
872	Other Night Markets in Pingtung County	1	0.0%
874	Luodong Night Market	1	0.0%
875	Other Night Markets in Yilan County	1	0.0%
877	Nanbin Night Market	0	
878	Ziqiang Night Market	1	0.0%
879	Huayuan Night Market in Hualien County	0	
880	Other Night Markets in Taitung County	0	
883	Other Night Markets in Penghu County	0	
885	Other Night Markets in Kinmen County	0	
Sysmiss		2583	

Warning: these figures indicate the number of cases found in the data file. They cannot be interpreted as summary statistics of the population of interest.

# d2g: d2g What tourist spots have you visited on this trip?			
Information		[Type= discrete] [Format=numeric] [Range= 1-885] [Missing=*]	
Statistics [NW/ W]		[Valid=4095 /-] [Invalid=3144 /-]	
Value	Label	Cases	Percentage
1	Taipei 101	29	0.7%
2	National Palace Museum	16	0.4%
3	Chiang Kai-shek Memorial Hall	94	2.3%
4	Xinyi Shopping District	18	0.4%
5	Ximending	103	2.5%
6	Taipei Martyr's Shrine	4	0.1%
7	Eastern Distric of Taipei	11	0.3%
8	Longshan Temple	56	1.4%
9	Yangmingshan National Park	25	0.6%
10	Beitou	78	1.9%
11	Taipei Station Commercial District	18	0.4%
12	Presidential Office Building	340	8.3%
13	Maokong Area	45	1.1%
14	Taipei Zoo	18	0.4%
15	Taipei Metro Underground Market	0	
16	Wufenpu Garment Wholesale Area	26	0.6%
17	Miramar Entertainment Park(Ferris Wheel)	8	0.2%
18	Dr. Sun Yat-sen Memorail Hall	190	4.6%
19	Hsing Tian Kong (Xingtian Temple)	55	1.3%
20	Guanghua Digital Plaza	0	
21	Taipei Fine Art Museum(Taipei Story House)	1	0.0%
22	Yuanshan	5	0.1%
23	Taipei Confucius Temple	4	0.1%
24	Shihlin Official Residence	507	12.4%
25	Red House	0	
26	Tianmu	1	0.0%
27	Dalongdong Baoan Temple	1	0.0%
28	228 Peace Memorial Park	6	0.1%
29	Taipei Film House	0	
30	National Museum of History	3	0.1%
31	Museum of Contemporary Art	0	
32	Jianguo Holiday Commercial District	1	0.0%
33	Taipei Municipal Children's Recreation Center	0	
34	Taipei City Hakka Culture Park	0	
35	Taiwan Handcraft Promotion Center	0	
36	Sung Ye Museum of Formosan Aborigines	0	
37	Miniatures Museum of Taiwan	0	
38	Haujiang Park	0	
40	Chinese Culture and Movie Center	0	
41	Taipei Botanical Garden	0	
42	Taipei Astronomical Museum	0	
43	Lin An Tai Old Housestead	0	
45	Da Hu Park	1	0.0%

# d2g: d2g What tourist spots have you visited on this trip?			
Value	Label	Cases	Percentage
47	Postal Museum	0	
48	Taiwan Hero House	0	
49	Nangang Business Park	0	
50	Taipei Flora Expo Park	1	0.0%
51	Huashan 1914 Creative Park	2	0.0%
52	Yongkang Street Commercial District	47	1.1%
53	Taipei Arena	1	0.0%
54	Songshan Cultural and Creative Park	2	0.0%
55	Bopiliao Old Street	0	
56	Xiangshan	3	0.1%
57	Daan Forest Park	0	
65	Jiufen	260	6.3%
66	Tamshui	262	6.4%
67	Yehliu	413	10.1%
68	Jinguashi	10	0.2%
69	Wulai	7	0.2%
70	Yuanwangkeng Park	0	
71	Shihsanhang Museum of Archaeology	4	0.1%
72	Shenkeng Old Street	16	0.4%
73	Dharma Drum Mountain(Jinshan)	1	0.0%
74	Butian lake	0	
75	Shifen Waterfall	67	1.6%
76	Yingge Ceramics Museum	1	0.0%
77	Pinxi	36	0.9%
78	Yingge	2	0.0%
79	Sanxia	1	0.0%
80	Ocean World	0	
81	Juming Museum	0	
82	Pinlin	0	
83	Yun hsien Resort	0	
84	Tianlu Art Center	2	0.0%
85	Sanzhi	0	
86	The Lin Family Mansion and Garden	1	0.0%
87	Fulong beach	0	
88	Linkou	1	0.0%
89	Baisha Bay	0	
90	Bitou Cape Park	0	
91	New Taipei City Hakka Museum	0	
92	Formosa Fun Coast	0	
93	Guanyinshan	1	0.0%
94	coastline park	0	
95	Qing Shui Zu shi temple	0	
96	Naptune park	0	
97	Green Bay	0	
98	Longdong South Ocean Park	0	

d2g: d2g What tourist spots have you visited on this trip?

Value	Label	Cases	Percentage
99	Temple of Eighteen Deities	0	
100	Teresa Teng Memorail Park (Yun Garden)	0	
103	GuanDu	0	
104	SandiaoJiao Cape Lighthouse	1	0.0%
105	Jingtong	25	0.6%
106	Houtong	14	0.3%
110	The Northeast Coastal Scienic Area	1	0.0%
111	Bisha Fishery Harbor	0	
112	Keelung Port	2	0.0%
113	Chung-chen Park	0	
114	Patoutzu	0	
115	Peace Island	0	
116	Lover's Lake	0	
117	Ershawan Gun Emplacement	0	
118	Dawulun Gun Emplacement	0	
119	National Museum of Marine Science & Technology	0	
125	Window On China	3	0.1%
126	Dashi	0	
127	Shinmem Dam	0	
128	Cihu	30	0.7%
129	Zhongli	0	
130	Aviation Museum	0	
131	Lala Mountain	0	
132	TaiMall	0	
135	Hsinchu Science Park	0	
136	Nanliao Fishery Harbor	0	
137	Ku Chi Peak	0	
138	Glass Museum	0	
145	Leofoo Village Theme Park	10	0.2%
146	Neiwan	0	
147	Beipu	0	
148	Daba Peak	0	
149	Little Ding-dong Science Park	0	
150	Taian hot Springs	0	
151	Hwataoyao	0	
160	Sanyi Wood Sculptures (Museum)	0	
161	Shihtoushan(Lion's Head Mountain)	1	0.0%
162	Tongsiao Beach Pool	0	
163	West Lake Resort	0	
164	Qiding beach resort	0	
165	Flying Cow Ranch	2	0.0%
166	Dahu(Shei-pa National Park)	0	
167	Nanzhuang	0	
170	National Museum of Natural Science	0	
171	Rainbow Village	0	

# d2g: d2g What tourist spots have you visited on this trip?			
Value	Label	Cases	Percentage
172	Tunghai University	0	
173	National Taiwan Museum of Fine Arts	0	
174	Sinshe	2	0.0%
175	Lihpao Land	0	
176	Li shan (Pear Mountain)	0	
177	Dasyueshan National Forest Recreation Area	0	
178	Wuling Forest Recereation Area	0	
179	Tiehchenshan Mountain Recreation Area	0	
180	Yuanzui Mountain	0	
181	Gaomei Wetlands	3	0.1%
182	Metropolitan Park	0	
183	Dajia	0	
184	Maple Garden	0	
185	Sun Moon Lake	274	6.7%
186	Formosan Aboriginal Culture Village	13	0.3%
187	Cingjing Veterans Farm	29	0.7%
188	Xitou Bamboo Forest	7	0.2%
189	ChungTai Chan Monastery	53	1.3%
190	Jiji	1	0.0%
191	Puli	11	0.3%
192	Sing Ling Temple	0	
193	Yushan National Park	0	
194	Puli Distillery	1	0.0%
195	921 Earthquake Museum of Taiwan	0	
196	Guguan	0	
197	Hehuanshan National Forest Recreation Area	1	0.0%
198	Sunlinksea	0	
199	The Nantou County Culture Park	0	
200	Checheng train station	0	
201	Wushe Scenic Area Recreation Area	0	
202	Shoutian Temple	0	
203	Dongpu Springs	0	
204	Aowanda National Forest Recreation Area	0	
206	Lushan Hot Springs	2	0.0%
207	Guangxing Paper Factory	0	
208	Tenshing Kiln Ceramics Cultural Park	0	
215	Lukang Mazu Temple	0	
216	Lukang Folk Arts Museum	0	
217	Lukang Longshan Temple	0	
218	Baguashan	0	
219	Taiwan Folk Village	0	
220	Confucius Temple (Changhua)	0	
221	Lukang tranditional snacks	0	
222	Lukang Old Street	4	0.1%
225	Janfusun Fancy World	1	0.0%

# d2g: d2g What tourist spots have you visited on this trip?			
Value	Label	Cases	Percentage
226	Beigan Matsu Temple	0	
227	Caoling	0	
235	Alishan	96	2.3%
236	Fenqihu	0	
237	Chiayis Farm	0	
238	Dongshih Fishery Harbor	1	0.0%
240	Old Fort of Anping (Fort Zeelandia)	15	0.4%
241	Chihkan Tower	15	0.4%
242	Confucius Temple (Tainan)	13	0.3%
243	Koxinga Shrine (Yanping Junwang Temple)	6	0.1%
244	Anping Port National Historical Scenic Area	2	0.0%
245	Eternal Golden Castle	1	0.0%
246	Tainan Grand Matsu Temple	0	
247	Luermen Tienhogong Temple	1	0.0%
248	Xishu Golden Beach	0	
249	Official God of War Temple (Sacrificial Rites Martial Temple	0	
250	Wufei Temple (Five Consorts Temple)	0	
251	Sicao Mangrove Preserve	0	
252	Southern Taiwan Science Park	0	
253	Ten Drum Rende Suger Culture and Creativety Park	0	
254	Chimei Museum	0	
255	Taiwan Salt Museum	0	
260	Guanziling	1	0.0%
261	Qigu Birdseeing	1	0.0%
262	Wushantou Reservoir Scenic Area	0	
263	Tsengwen Reservoir Scenic Area	0	
264	Dakeng Recreation Farm	0	
265	Tsou-Ma-Lai Farm	0	
270	Love River	49	1.2%
271	Sizhiwan Bay	45	1.1%
272	Lotus Lake	22	0.5%
273	Qijin Seaside Park	20	0.5%
274	Shou Shan(Shou Shan Zoo)	10	0.2%
275	Dragon and Tiger Pagodas	5	0.1%
276	Urban Spotlight	0	
277	Kaohsiung 85 Building	3	0.1%
278	Spring and Autumn Pavilions	0	
279	Confucius Temple (Kaohsiung)	5	0.1%
280	Kaohsiung Port	0	
281	Blue Lagoon Water Theme Park	0	
282	Kaohsiung Museum of History	0	
283	Chijin Mazu Temple	0	
284	National Science and Technology Museum	0	
285	Kaohsiung Museum of Fine Arts	0	
286	Dream Mall	8	0.2%

# d2g: d2g What tourist spots have you visited on this trip?			
Value	Label	Cases	Percentage
287	New Juejiang Shopping Area	9	0.2%
288	Gushan Ferry Station	0	
289	Central Park (Kaohsiung)	3	0.1%
290	Former British Consulate	2	0.0%
291	Teresa Teng Memorial Hall	0	
292	EDA World	3	0.1%
293	Kaohsiung Arena	1	0.0%
294	Pier-2 Art Cneter	6	0.1%
295	Fo Kuang Shan	10	0.2%
296	Cheng Ching Lake	1	0.0%
297	Meinong Hakka Cultural Village	2	0.0%
298	Baolai and Bulao Springs	0	
299	Maolin National Scenic Area	0	
300	Liugui Service Area	0	
301	Jiaxian	0	
302	Meishan Visitor Center	0	
303	Kaohsiung Farm	0	
304	Tengzhi National Forest Recreation Area	0	
305	Shihba Luohan Shan	0	
306	Saijia Service Area (Saijia Aviation Park)	0	
307	Sugar Industry Cultural Park	0	
314	Houbihu	3	0.1%
315	Kenting National Park	52	1.3%
317	National Museum of Marine Biology and Aquarium	8	0.2%
318	Fangliu Township	0	
319	Sichongxi	0	
320	Jialeshuei Scenic Area	3	0.1%
321	Kenting Space Port	0	
322	Nanwan Beach Recreation Area	5	0.1%
323	Dapeng Bay National Scenic Area	0	
324	Kenting Sea Pool	0	
325	Liuqiu (Shiaoliuqiu)	0	
326	Sandimen	0	
327	Chuanfan Rock	5	0.1%
328	Hengchun Ancient City	20	0.5%
329	Liudui Hakka Cultural Park	0	
330	Jiaosi	14	0.3%
331	Tung Shan Science Area	0	
332	Taipingshan	0	
333	Suao Cold Springs	1	0.0%
334	Wufengqi Scenic Area	0	
335	Guishan Island (Turtle Island)	0	
336	Fushan Botanical Garden	0	
337	Toucheng Recreation Farm	0	
338	Nanfangao	3	0.1%

d2g: d2g What tourist spots have you visited on this trip?

Value	Label	Cases	Percentage
339	Taipingshan National Forest Recreation Area	0	
340	Toucheng Sea Pool	0	
341	Chilan Forest Playground	0	
342	Caoling Historic Trail	0	
343	Wushih Harbor	0	
344	Da River (Daxi) Honeymoon Bay	0	
345	National Center for Traditional Arts	3	0.1%
346	Lanyang Museum	0	
350	Taroko, Tienhsiang	34	0.8%
351	Hualien Farglory Ocean Park	0	
352	Qixing Lake (Qixingtian)	28	0.7%
353	Amis Cultural Village	4	0.1%
354	Liyu (Carp) Lake	2	0.0%
355	Shin Kong Chao Feng Ranch & Resort	4	0.1%
356	Ruisui Hongye Springs	2	0.0%
357	Xiuguluan River Rafting Area	0	
358	Wenshan Springs	0	
360	National DongHua University	0	
361	Hualien Seaside Park	0	
362	Whale and Dolphine Watching Tour along East Coast	1	0.0%
363	Hualien Sugar Factory	0	
364	Shitiping	0	
365	Hualien Tzuchi	0	
366	Mataian Wetland Ecological Park	0	
367	Liushidan Mountain	0	
370	Chihpen	1	0.0%
371	Sanxiantai (Terrace of the Three Immortals)	6	0.1%
372	Lu Tao (Green Island)	0	
373	Baxian Cave (Baxiandong)	2	0.0%
374	Xiaoyeliu (Jialulan)	0	
375	Beinan Cultural Park	0	
376	Guanshan Water Park	1	0.0%
377	Chulu Pasture	0	
378	Taitung Veterans Farm	0	
379	Lanyu (Orchid Island)	0	
380	National Museum of Prehistory	0	
381	Chengkong Harbor	0	
382	Water Running Up	1	0.0%
383	Dulan Mountain	0	
384	Taitung Forest Park	0	
385	Penghu National Scenic Area	1	0.0%
386	Jibei Island	0	
387	Qimei Island	0	
390	Cihu (Kinmen)	0	
391	Kinmen National Park	0	

d2g: d2g What tourist spots have you visited on this trip?

Value	Label	Cases	Percentage
392	Taoshan	0	
393	Guniungtou War Museum	0	
394	Kinmen Folk Culture Village	0	
395	Juguang Tower	0	
396	Taiwu Mountain	0	
397	Kinmen Liquor Factory	0	
398	Wujiang River Estuary	0	
399	Sun Yat-sen Memorial Forest	0	
405	Qinbi Village	0	
406	Bishan Sightseeing Platform	0	
801	Shilin Night Market	63	1.5%
802	Huaxi Street (Snake Alley) Night Market	10	0.2%
803	Raohe Street Night Market	18	0.4%
804	Shida Night Market	46	1.1%
805	Linjiang St. Night Market	2	0.0%
806	Gongguan Night Market	0	
807	Tihua Street Night Market	0	
808	Ningxia Night Market	46	1.1%
809	Nanjichang Night Market	0	
810	Jingmei Night Market	0	
811	Liaoning Street Night Market	0	
812	Yansan Night Market	1	0.0%
813	Other Night Markets in Taipei City	2	0.0%
815	Yonghe Lehua Night Market	0	
816	Banciao Nanya Night Market	2	0.0%
817	Sinjhuang Night Market	1	0.0%
818	Jhonghe Singnan Night Market	0	
819	Fuda Garden Night Market	1	0.0%
820	Sanho Night Market,	0	
821	Other Night Markets in New Taipei City	0	
825	Keelung Miaokou Tourist Night Market	6	0.1%
826	Other Night Markets in Keelung City	0	
830	Jhongli Sinmin Night Market	0	
831	Taoyuan Tourist Night Market	0	
832	Other Night Markets in Taoyuan County	0	
834	Chenghuang Temple Night Market	0	
835	Other Night Markets in Hsinchu City	0	
838	Other Night Markets in Hsinchu County	0	
840	Other Night Markets in Miaoli County	0	
843	Fongjia Night Market	4	0.1%
844	Jhonghua Night Market	0	
845	Yizhong Street Night Market	7	0.2%
846	Other Night Markets in Taichung City	1	0.0%
849	Other Night Market in Nantou County	0	
851	Other Night Markets in Changhua County	0	

# d2g: d2g What tourist spots have you visited on this trip?			
Value	Label	Cases	Percentage
853	Other Night Markets in Yunlin County	0	
855	Wenhua Rd. Night Market	0	
856	Other Night Markets in Chiayi City	0	
858	Other Night Markets in Chiayi County	0	
860	Siaobei Night Market	0	
861	Huayuan Night Market in Tainan City	0	
862	Other Night Markets in Tainan City	0	
863	Other Night Markets in Tainan City	0	
865	Liuhe Night Market	17	0.4%
866	Sinsing Night Market	0	
867	Rueifong Night Market	5	0.1%
868	Jin-Zuan Night Market	1	0.0%
869	Kaisyuan Night Market	1	0.0%
870	Other Night Markets in Kaohsiung City	0	
871	Minzu Rd. Night Market	0	
872	Other Night Markets in Pingtung County	1	0.0%
874	Luodong Night Market	4	0.1%
875	Other Night Markets in Yilan County	0	
877	Nanbin Night Market	0	
878	Ziqiang Night Market	0	
879	Huayuan Night Market in Hualien County	0	
880	Other Night Markets in Taitung County	0	
883	Other Night Markets in Penghu County	0	
885	Other Night Markets in Kinmen County	0	
Sysmiss		3144	
Warning: these figures indicate the number of cases found in the data file. They cannot be interpreted as summary statistics of the population of interest.			
# d2h: d2h What tourist spots have you visited on this trip?			
Information	[Type= discrete] [Format=numeric] [Range= 1-885] [Missing=*]		
Statistics [NW/ W]	[Valid=3561 /-] [Invalid=3678 /-]		
Value	Label	Cases	Percentage
1	Taipei 101	24	0.7%
2	National Palace Museum	14	0.4%
3	Chiang Kai-shek Memorial Hall	41	1.2%
4	Xinyi Shopping District	14	0.4%
5	Xiemending	78	2.2%
6	Taipei Martyr's Shrine	2	0.1%
7	Eastern Distric of Taipei	6	0.2%
8	Longshan Temple	11	0.3%
9	Yangmingshan National Park	15	0.4%
10	Beitou	53	1.5%
11	Taipei Station Commercial District	16	0.4%
12	Presidential Office Building	53	1.5%
13	Maokong Area	27	0.8%
14	Taipei Zoo	13	0.4%

d2h: d2h What tourist spots have you visited on this trip?

Value	Label	Cases	Percentage
15	Taipei Metro Underground Market	0	
16	Wufenpu Garment Wholesale Area	19	0.5%
17	Miramar Entertainment Park(Ferris Wheel)	5	0.1%
18	Dr. Sun Yat-sen Memorail Hall	61	1.7%
19	Hsing Tian Kong (Xingtian Temple)	23	0.6%
20	Guanghua Digital Plaza	1	0.0%
21	Taipei Fine Art Museum(Taipei Story House)	2	0.1%
22	Yuanshan	8	0.2%
23	Taipei Confucius Temple	1	0.0%
24	Shihlin Official Residence	255	7.2%
25	Red House	0	
26	Tianmu	0	
27	Dalongdong Baoan Temple	1	0.0%
28	228 Peace Memorial Park	1	0.0%
29	Taipei Film House	0	
30	National Museum of History	1	0.0%
31	Museum of Contemporary Art	0	
32	Jianguo Holiday Commercial District	0	
33	Taipei Municipal Children's Recreation Center	0	
34	Taipei City Hakka Culture Park	0	
35	Taiwan Handcraft Promotion Center	0	
36	Sung Ye Museum of Formosan Aborigines	0	
37	Miniatures Museum of Taiwan	1	0.0%
38	Haujiang Park	0	
40	Chinese Culture and Movie Center	0	
41	Taipei Botanical Garden	0	
42	Taipei Astronomical Museum	0	
43	Lin An Tai Old Housestead	0	
45	Da Hu Park	0	
47	Postal Museum	0	
48	Taiwan Hero House	0	
49	Nangang Business Park	1	0.0%
50	Taipei Flora Expo Park	1	0.0%
51	Huashan 1914 Creative Park	3	0.1%
52	Yongkang Street Commercial District	36	1.0%
53	Taipei Arena	0	
54	Songshan Cultural and Creative Park	2	0.1%
55	Bopiliao Old Street	0	
56	Xiangshan	2	0.1%
57	Daan Forest Park	1	0.0%
65	Jiufen	195	5.5%
66	Tamshui	231	6.5%
67	Yehliu	446	12.5%
68	Jinguashi	3	0.1%
69	Wulai	2	0.1%

d2h: d2h What tourist spots have you visited on this trip?

Value	Label	Cases	Percentage
70	Yuanwangkeng Park	0	
71	Shihsanhang Museum of Archaeology	7	0.2%
72	Shenkeng Old Street	14	0.4%
73	Dharma Drum Mountain(Jinshan)	1	0.0%
74	Butian lake	0	
75	Shifen Waterfall	61	1.7%
76	Yingge Ceramics Museum	0	
77	Pinxi	28	0.8%
78	Yingge	1	0.0%
79	Sanxia	2	0.1%
80	Ocean World	0	
81	Juming Museum	0	
82	Pinlin	0	
83	Yun hsien Resort	0	
84	Tianlu Art Center	3	0.1%
85	Sanzhi	2	0.1%
86	The Lin Family Mansion and Garden	0	
87	Fulong beach	0	
88	Linkou	0	
89	Baisha Bay	0	
90	Bitou Cape Park	0	
91	New Taipei City Hakka Museum	0	
92	Formosa Fun Coast	0	
93	Guanyinshan	0	
94	coastline park	0	
95	Qing Shui Zu shi temple	0	
96	Naptune park	0	
97	Green Bay	0	
98	Longdong South Ocean Park	0	
99	Temple of Eighteen Deities	0	
100	Teresa Teng Memorail Park (Yun Garden)	0	
103	GuanDu	0	
104	Sandiaoiao Cape Lighthouse	0	
105	Jingtong	23	0.6%
106	Houtong	18	0.5%
110	The Northeast Coastal Scenic Area	0	
111	Bisha Fishery Harbor	0	
112	Keelung Port	1	0.0%
113	Chung-chen Park	0	
114	Patoutzu	0	
115	Peace Island	0	
116	Lover's Lake	0	
117	Ershawan Gun Emplacement	0	
118	Dawulun Gun Emplacement	0	
119	National Museum of Marine Science & Technology	0	

d2h: d2h What tourist spots have you visited on this trip?

Value	Label	Cases	Percentage
125	Window On China	1	0.0%
126	Dashi	0	
127	Shinmem Dam	1	0.0%
128	Cihu	104	2.9%
129	Zhongli	0	
130	Aviation Museum	0	
131	Lala Mountain	0	
132	TaiMall	0	
135	Hsinchu Science Park	1	0.0%
136	Nanliao Fishery Harbor	0	
137	Ku Chi Peak	0	
138	Glass Museum	1	0.0%
145	Leofoo Village Theme Park	2	0.1%
146	Neiwan	1	0.0%
147	Beipu	0	
148	Daba Peak	0	
149	Little Ding-dong Science Park	0	
150	Taian hot Springs	0	
151	Hwataoyao	0	
160	Sanyi Wood Sculptures (Museum)	0	
161	Shihtoushan(Lion's Head Mountain)	0	
162	Tongsiao Beach Pool	1	0.0%
163	West Lake Resort	0	
164	Qiding beach resort	0	
165	Flying Cow Ranch	0	
166	Dahu(Shei-pa National Park)	0	
167	Nanzhuang	1	0.0%
170	National Museum of Natural Science	0	
171	Rainbow Village	0	
172	Tunghai University	0	
173	National Taiwan Museum of Fine Arts	0	
174	Sinshe	1	0.0%
175	Lihpao Land	0	
176	Li shan (Pear Mountain)	0	
177	Dasyueshan National Forest Recreation Area	0	
178	Wuling Forest Recreation Area	0	
179	Tiehchenshan Mountain Recreation Area	0	
180	Yuanzui Mountain	0	
181	Gaomei Wetlands	0	
182	Metropolitan Park	0	
183	Dajia	0	
184	Maple Garden	0	
185	Sun Moon Lake	398	11.2%
186	Formosan Aboriginal Culture Village	14	0.4%
187	Cingjing Veterans Farm	26	0.7%

d2h: d2h What tourist spots have you visited on this trip?

Value	Label	Cases	Percentage
188	Xitou Bamboo Forest	5	0.1%
189	ChungTai Chan Monastery	198	5.6%
190	Jiji	0	
191	Puli	16	0.4%
192	Sing Ling Temple	0	
193	Yushan National Park	0	
194	Puli Distillery	0	
195	921 Earthquake Museum of Taiwan	0	
196	Guguan	0	
197	Hehuanshan National Forest Recreation Area	2	0.1%
198	Sunlinksea	1	0.0%
199	The Nantou County Culture Park	0	
200	Checheng train station	0	
201	Wushe Scenic Area Recreation Area	0	
202	Shoutian Temple	0	
203	Dongpu Springs	0	
204	Aowanda National Forest Recreation Area	0	
206	Lushan Hot Springs	0	
207	Guangxing Paper Factory	0	
208	Tenshing Kiln Ceramics Cultural Park	0	
215	Lukang Mazu Temple	3	0.1%
216	Lukang Folk Arts Museum	0	
217	Lukang Longshan Temple	0	
218	Baguashan	0	
219	Taiwan Folk Village	0	
220	Confucius Temple (Changhua)	0	
221	Lukang tranditional snacks	0	
222	Lukang Old Street	0	
225	Janfusun Fancy World	1	0.0%
226	Beigan Matsu Temple	0	
227	Caoling	0	
235	Alishan	161	4.5%
236	Fenqihu	2	0.1%
237	Chiayis Farm	0	
238	Dongshih Fishery Harbor	0	
240	Old Fort of Anping (Fort Zeelandia)	13	0.4%
241	Chihkan Tower	13	0.4%
242	Confucius Temple (Tainan)	14	0.4%
243	Koxinga Shrine (Yanping Junwang Temple)	10	0.3%
244	Anping Port National Historical Scenic Area	4	0.1%
245	Eternal Golden Castle	4	0.1%
246	Tainan Grand Matsu Temple	1	0.0%
247	Luermen Tienhogong Temple	0	
248	Xishu Golden Beach	0	
249	Official God of War Temple (Sacrificial Rites Martial Temple	1	0.0%

# d2h: d2h What tourist spots have you visited on this trip?			
Value	Label	Cases	Percentage
250	Wufei Temple (Five Consorts Temple)	0	
251	Sicao Mangrove Preserve	0	
252	Southern Taiwan Science Park	0	
253	Ten Drum Rende Suger Culture and Creativity Park	0	
254	Chimei Museum	1	0.0%
255	Taiwan Salt Museum	0	
260	Guanziling	1	0.0%
261	Qigu Birdseeing	0	
262	Wushantou Reservoir Scenic Area	0	
263	Tsengwen Reservoir Scenic Area	0	
264	Dakeng Recreation Farm	0	
265	Tsou-Ma-Lai Farm	0	
270	Love River	68	1.9%
271	Sizhiwan Bay	84	2.4%
272	Lotus Lake	20	0.6%
273	Qijin Seaside Park	12	0.3%
274	Shou Shan(Shou Shan Zoo)	9	0.3%
275	Dragon and Tiger Pagodas	1	0.0%
276	Urban Spotlight	0	
277	Kaohsiung 85 Building	0	
278	Spring and Autumn Pavilions	1	0.0%
279	Confucius Temple (Kaohsiung)	6	0.2%
280	Kaohsiung Port	1	0.0%
281	Blue Lagoon Water Theme Park	0	
282	Kaohsiung Museum of History	0	
283	Chijin Mazu Temple	0	
284	National Science and Technology Museum	0	
285	Kaohsiung Museum of Fine Arts	0	
286	Dream Mall	14	0.4%
287	New Juejiang Shopping Area	7	0.2%
288	Gushan Ferry Station	0	
289	Central Park (Kaohsiung)	1	0.0%
290	Former British Consulate	4	0.1%
291	Teresa Teng Memorial Hall	10	0.3%
292	EDA World	4	0.1%
293	Kaohsiung Arena	0	
294	Pier-2 Art Cneter	6	0.2%
295	Fo Kuang Shan	9	0.3%
296	Cheng Ching Lake	2	0.1%
297	Meinong Hakka Cultural Village	2	0.1%
298	Baolai and Bulao Springs	0	
299	Maolin National Scenic Area	0	
300	Liugui Service Area	0	
301	Jiaxian	0	
302	Meishan Visitor Center	0	

d2h: d2h What tourist spots have you visited on this trip?

Value	Label	Cases	Percentage
303	Kaohsiung Farm	0	
304	Tengzhi National Forest Recreation Area	0	
305	Shihba Luohan Shan	0	
306	Saijia Service Area (Saijia Aviation Park)	0	
307	Sugar Industry Cultural Park	0	
314	Houbihu	8	0.2%
315	Kenting National Park	69	1.9%
317	National Museum of Marine Biology and Aquarium	5	0.1%
318	Fangliau Township	0	
319	Sichongxi	0	
320	Jialeshuei Scenic Area	1	0.0%
321	Kenting Space Port	0	
322	Nanwan Beach Recreation Area	8	0.2%
323	Dapeng Bay National Scenic Area	0	
324	Kenting Sea Pool	0	
325	Liuqiu (Shiaoliuqiu)	1	0.0%
326	Sandimen	0	
327	Chuanfan Rock	2	0.1%
328	Hengchun Ancient City	18	0.5%
329	Liudui Hakka Cultural Park	0	
330	Jiaosi	5	0.1%
331	Tung Shan Science Area	1	0.0%
332	Taipingshan	0	
333	Suao Cold Springs	1	0.0%
334	Wufengqi Scenic Area	1	0.0%
335	Guishan Island (Turtle Island)	0	
336	Fushan Botanical Garden	0	
337	Toucheng Recreation Farm	0	
338	Nanfangao	1	0.0%
339	Taipingshan National Forest Recreation Area	0	
340	Toucheng Sea Pool	0	
341	Chilan Forest Playground	0	
342	Caoling Historic Trail	0	
343	Wushih Harbor	0	
344	Da River (Daxi) Honeymoon Bay	0	
345	National Center for Traditional Arts	1	0.0%
346	Lanyang Museum	2	0.1%
350	Taroko, Tienhsiang	49	1.4%
351	Hualien Farglory Ocean Park	0	
352	Qixing Lake (Qixingtian)	41	1.2%
353	Amis Cultural Village	0	
354	Liyu (Carp) Lake	1	0.0%
355	Shin Kong Chao Feng Ranch & Resort	2	0.1%
356	Ruisui Hongye Springs	5	0.1%
357	Xiuguluan River Rafting Area	0	

# d2h: d2h What tourist spots have you visited on this trip?			
Value	Label	Cases	Percentage
358	Wenshan Springs	0	
360	National DongHua University	0	
361	Hualien Seaside Park	0	
362	Whale and Dolphine Watching Tour along East Coast	4	0.1%
363	Hualien Sugar Factory	0	
364	Shitiping	0	
365	Hualien Tzuchi	1	0.0%
366	Mataian Wetland Ecological Park	0	
367	Liushidan Mountain	0	
370	Chihpen	1	0.0%
371	Sanxiantai (Terrace of the Three Immortals)	3	0.1%
372	Lu Tao (Green Island)	1	0.0%
373	Baxian Cave (Baxiandong)	3	0.1%
374	Xiaoyeliu (Jialulan)	1	0.0%
375	Beinan Cultural Park	0	
376	Guanshan Water Park	0	
377	Chulu Pasture	0	
378	Taitung Veterans Farm	0	
379	Lanyu (Orchid Island)	0	
380	National Museum of Prehistory	0	
381	Chengkong Harbor	0	
382	Water Running Up	5	0.1%
383	Dulan Mountain	0	
384	Taitung Forest Park	1	0.0%
385	Penghu National Scenic Area	2	0.1%
386	Jibei Island	0	
387	Qimei Island	1	0.0%
390	Cihu (Kinmen)	0	
391	Kinmen National Park	0	
392	Taoshan	0	
393	Guniungtou War Museum	0	
394	Kinmen Folk Culture Village	0	
395	Juguang Tower	0	
396	Taiwu Mountain	0	
397	Kinmen Liquor Factory	0	
398	Wujiang River Estuary	0	
399	Sun Yat-sen Memorial Forest	0	
405	Qinbi Village	0	
406	Bishan Sightseeing Platform	0	
801	Shilin Night Market	73	2.0%
802	Huaxi Street (Snake Alley) Night Market	10	0.3%
803	Raohe Street Night Market	21	0.6%
804	Shida Night Market	29	0.8%
805	Linjiang St. Night Market	4	0.1%
806	Gongguan Night Market	1	0.0%

d2h: d2h What tourist spots have you visited on this trip?

Value	Label	Cases	Percentage
807	Tihua Street Night Market	1	0.0%
808	Ningxia Night Market	38	1.1%
809	Nanjichang Night Market	0	
810	Jingmei Night Market	0	
811	Liaoning Street Night Market	1	0.0%
812	Yansan Night Market	0	
813	Other Night Markets in Taipei City	0	
815	Yonghe Lehua Night Market	0	
816	Banciao Nanya Night Market	0	
817	Sinjuhuang Night Market	0	
818	Jhonghe Singnan Night Market	0	
819	Fuda Garden Night Market	0	
820	Sanho Night Market,	0	
821	Other Night Markets in New Taipei City	0	
825	Keelung Miaokou Tourist Night Market	8	0.2%
826	Other Night Markets in Keelung City	0	
830	Jhongli Sinmin Night Market	0	
831	Taoyuan Tourist Night Market	0	
832	Other Night Markets in Taoyuan County	0	
834	Chenghuang Temple Night Market	0	
835	Other Night Markets in Hsinchu City	0	
838	Other Night Markets in Hsinchu County	0	
840	Other Night Markets in Miaoli County	0	
843	Fongjia Night Market	1	0.0%
844	Jhonghua Night Market	0	
845	Yizhong Street Night Market	8	0.2%
846	Other Night Markets in Taichung City	0	
849	Other Night Market in Nantou County	0	
851	Other Night Markets in Changhua County	0	
853	Other Night Markets in Yunlin County	0	
855	Wenhua Rd. Night Market	0	
856	Other Night Markets in Chiayi City	0	
858	Other Night Markets in Chiayi County	0	
860	Siaobei Night Market	0	
861	Huayuan Night Market in Tainan City	0	
862	Other Night Markets in Tainan City	1	0.0%
863	Other Night Markets in Tainan City	0	
865	Liuhe Night Market	17	0.5%
866	Sinsing Night Market	0	
867	Rueifong Night Market	1	0.0%
868	Jin-Zuan Night Market	0	
869	Kaisyuan Night Market	1	0.0%
870	Other Night Markets in Kaohsiung City	0	
871	Minzu Rd. Night Market	0	
872	Other Night Markets in Pingtung County	2	0.1%

# d2h: d2h What tourist spots have you visited on this trip?			
Value	Label	Cases	Percentage
874	Luodong Night Market	3	0.1%
875	Other Night Markets in Yilan County	0	
877	Nanbin Night Market	0	
878	Ziqiang Night Market	2	0.1%
879	Huayuan Night Market in Hualien County	0	
880	Other Night Markets in Taitung County	0	
883	Other Night Markets in Penghu County	0	
885	Other Night Markets in Kinmen County	0	
Sysmiss		3678	
Warning: these figures indicate the number of cases found in the data file. They cannot be interpreted as summary statistics of the population of interest.			
# d2i: d2i What tourist spots have you visited on this trip?			
Information	[Type= discrete] [Format=numeric] [Range= 1-885] [Missing=*]		
Statistics [NW/ W]	[Valid=3100 /-] [Invalid=4139 /-]		
Value	Label	Cases	Percentage
1	Taipei 101	15	0.5%
2	National Palace Museum	12	0.4%
3	Chiang Kai-shek Memorial Hall	20	0.6%
4	Xinyi Shopping District	15	0.5%
5	Xiemending	44	1.4%
6	Taipei Martyr's Shrine	0	
7	Eastern Distric of Taipei	8	0.3%
8	Longshan Temple	7	0.2%
9	Yangmingshan National Park	11	0.4%
10	Beitou	32	1.0%
11	Taipei Station Commercial District	13	0.4%
12	Presidential Office Building	13	0.4%
13	Maokong Area	11	0.4%
14	Taipei Zoo	10	0.3%
15	Taipei Metro Underground Market	1	0.0%
16	Wufenpu Garment Wholesale Area	15	0.5%
17	Miramar Entertainment Park(Ferris Wheel)	0	
18	Dr. Sun Yat-sen Memorail Hall	25	0.8%
19	Hsing Tian Kong (Xingtian Temple)	7	0.2%
20	Guanghua Digital Plaza	0	
21	Taipei Fine Art Museum(Taipei Story House)	1	0.0%
22	Yuanshan	4	0.1%
23	Taipei Confucius Temple	1	0.0%
24	Shihlin Official Residence	49	1.6%
25	Red House	1	0.0%
26	Tianmu	0	
27	Dalongdong Baoan Temple	0	
28	228 Peace Memorial Park	2	0.1%
29	Taipei Film House	0	
30	National Museum of History	1	0.0%

d2i: d2i What tourist spots have you visited on this trip?

Value	Label	Cases	Percentage
31	Museum of Contemporary Art	1	0.0%
32	Jianguo Holiday Commercial District	0	
33	Taipei Municipal Children's Recreation Center	0	
34	Taipei City Hakka Culture Park	0	
35	Taiwan Handcraft Promotion Center	0	
36	Sung Ye Museum of Formosan Aborigines	0	
37	Miniatures Museum of Taiwan	0	
38	Haujiang Park	0	
40	Chinese Culture and Movie Center	0	
41	Taipei Botanical Garden	0	
42	Taipei Astronomical Museum	0	
43	Lin An Tai Old Housestead	0	
45	Da Hu Park	0	
47	Postal Museum	0	
48	Taiwan Hero House	0	
49	Nangang Business Park	0	
50	Taipei Flora Expo Park	1	0.0%
51	Huashan 1914 Creative Park	3	0.1%
52	Yongkang Street Commercial District	23	0.7%
53	Taipei Arena	0	
54	Songshan Cultural and Creative Park	5	0.2%
55	Bopiliao Old Street	0	
56	Xiangshan	2	0.1%
57	Daan Forest Park	2	0.1%
65	Jiufen	97	3.1%
66	Tamshui	123	4.0%
67	Yehliu	223	7.2%
68	Jinguashi	3	0.1%
69	Wulai	6	0.2%
70	Yuanwangkeng Park	0	
71	Shihsanhang Museum of Archaeology	5	0.2%
72	Shenkeng Old Street	12	0.4%
73	Dharma Drum Mountain(Jinshan)	2	0.1%
74	Butian lake	0	
75	Shifen Waterfall	44	1.4%
76	Yingge Ceramics Museum	0	
77	Pinxi	27	0.9%
78	Yingge	1	0.0%
79	Sanxia	1	0.0%
80	Ocean World	1	0.0%
81	Juming Museum	0	
82	Pinlin	0	
83	Yun hsien Resort	0	
84	Tianlu Art Center	3	0.1%
85	Sanzhi	1	0.0%

d2i: d2i What tourist spots have you visited on this trip?

Value	Label	Cases	Percentage
86	The Lin Family Mansion and Garden	2	0.1%
87	Fulong beach	1	0.0%
88	Linkou	0	
89	Baisha Bay	1	0.0%
90	Bitou Cape Park	0	
91	New Taipei City Hakka Museum	0	
92	Formosa Fun Coast	0	
93	Guanyinshan	0	
94	coastline park	0	
95	Qing Shui Zu shi temple	0	
96	Naptune park	0	
97	Green Bay	0	
98	Longdong South Ocean Park	2	0.1%
99	Temple of Eighteen Deities	0	
100	Teresa Teng Memorail Park (Yun Garden)	0	
103	GuanDu	1	0.0%
104	Sandiaoijiao Cape Lighthouse	0	
105	Jingtong	16	0.5%
106	Houtong	13	0.4%
110	The Northeast Coastal Scienic Area	0	
111	Bisha Fishery Harbor	0	
112	Keelung Port	0	
113	Chung-chen Park	0	
114	Patoutzu	0	
115	Peace Island	2	0.1%
116	Lover's Lake	0	
117	Ershawan Gun Emplacement	0	
118	Dawulun Gun Emplacement	0	
119	National Museum of Marine Science & Technology	0	
125	Window On China	8	0.3%
126	Dashi	0	
127	Shinmem Dam	0	
128	Cihu	102	3.3%
129	Zhongli	0	
130	Aviation Museum	0	
131	Lala Mountain	0	
132	TaiMall	0	
135	Hsinchu Science Park	0	
136	Nanliao Fishery Harbor	0	
137	Ku Chi Peak	0	
138	Glass Museum	0	
145	Leofoo Village Theme Park	3	0.1%
146	Neiwan	0	
147	Beipu	0	
148	Daba Peak	0	

# d2i: d2i What tourist spots have you visited on this trip?			
Value	Label	Cases	Percentage
149	Little Ding-dong Science Park	0	
150	Taian hot Springs	0	
151	Hwataoyao	0	
160	Sanyi Wood Sculptures (Museum)	1	0.0%
161	Shihtoushan(Lion's Head Mountain)	0	
162	Tongsiao Beach Pool	0	
163	West Lake Resort	0	
164	Qiding beach resort	0	
165	Flying Cow Ranch	2	0.1%
166	Dahu(Shei-pa National Park)	0	
167	Nanzhuang	0	
170	National Museum of Natural Science	0	
171	Rainbow Village	1	0.0%
172	Tunghai University	0	
173	National Taiwan Museum of Fine Arts	1	0.0%
174	Sinshe	1	0.0%
175	Lihpao Land	0	
176	Li shan (Pear Mountain)	0	
177	Dasyueshan National Forest Recreation Area	0	
178	Wuling Forest Recreation Area	0	
179	Tiehchenshan Mountain Recreation Area	0	
180	Yuanzui Mountain	0	
181	Gaomei Wetlands	1	0.0%
182	Metropolitan Park	0	
183	Dajia	0	
184	Maple Garden	1	0.0%
185	Sun Moon Lake	413	13.3%
186	Formosan Aboriginal Culture Village	29	0.9%
187	Cingjing Veterans Farm	44	1.4%
188	Xitou Bamboo Forest	15	0.5%
189	ChungTai Chan Monastery	309	10.0%
190	Jiji	0	
191	Puli	7	0.2%
192	Sing Ling Temple	0	
193	Yushan National Park	0	
194	Puli Distillery	1	0.0%
195	921 Earthquake Museum of Taiwan	0	
196	Guguan	0	
197	Hehuanshan National Forest Recreation Area	1	0.0%
198	Sunlinksea	1	0.0%
199	The Nantou County Culture Park	0	
200	Checheng train station	0	
201	Wushe Scenic Area Recreation Area	0	
202	Shoutian Temple	0	
203	Dongpu Springs	0	

# d2i: d2i What tourist spots have you visited on this trip?			
Value	Label	Cases	Percentage
204	Aowanda National Forest Recreation Area	0	
206	Lushan Hot Springs	2	0.1%
207	Guangxing Paper Factory	0	
208	Tenshing Kiln Ceramics Cultural Park	0	
215	Lukang Mazu Temple	0	
216	Lukang Folk Arts Museum	1	0.0%
217	Lukang Longshan Temple	0	
218	Baguashan	0	
219	Taiwan Folk Village	0	
220	Confucius Temple (Changhua)	0	
221	Lukang tranditional snacks	0	
222	Lukang Old Street	0	
225	Janfusun Fancy World	0	
226	Beigan Matsu Temple	0	
227	Caoling	0	
235	Alishan	291	9.4%
236	Fenqihu	0	
237	Chiayis Farm	0	
238	Dongshih Fishery Harbor	0	
240	Old Fort of Anping (Fort Zeelandia)	15	0.5%
241	Chihkan Tower	16	0.5%
242	Confucius Temple (Tainan)	6	0.2%
243	Koxinga Shrine (Yanping Junwang Temple)	8	0.3%
244	Anping Port National Historical Scenic Area	1	0.0%
245	Eternal Golden Castle	3	0.1%
246	Tainan Grand Matsu Temple	0	
247	Luermen Tienhogong Temple	0	
248	Xishu Golden Beach	0	
249	Official God of War Temple (Sacrificial Rites Martial Temple	0	
250	Wufei Temple (Five Consorts Temple)	1	0.0%
251	Sicao Mangrove Preserve	0	
252	Southern Taiwan Science Park	0	
253	Ten Drum Rende Suger Culture and Creativety Park	0	
254	Chimei Museum	0	
255	Taiwan Salt Museum	0	
260	Guanziling	1	0.0%
261	Qigu Birdseeing	0	
262	Wushantou Reservoir Scenic Area	0	
263	Tsengwen Reservoir Scenic Area	0	
264	Dakeng Recreation Farm	0	
265	Tsou-Ma-Lai Farm	0	
270	Love River	86	2.8%
271	Sizhiwan Bay	160	5.2%
272	Lotus Lake	16	0.5%
273	Qijin Seaside Park	12	0.4%

# d2i: d2i What tourist spots have you visited on this trip?			
Value	Label	Cases	Percentage
274	Shou Shan(Shou Shan Zoo)	12	0.4%
275	Dragon and Tiger Pagodas	2	0.1%
276	Urban Spotlight	0	
277	Kaohsiung 85 Building	3	0.1%
278	Spring and Autumn Pavilions	0	
279	Confucius Temple (Kaohsiung)	4	0.1%
280	Kaohsiung Port	0	
281	Blue Lagoon Water Theme Park	0	
282	Kaohsiung Museum of History	0	
283	Chijin Mazu Temple	0	
284	National Science and Technology Museum	0	
285	Kaohsiung Museum of Fine Arts	0	
286	Dream Mall	14	0.5%
287	New Juejiang Shopping Area	7	0.2%
288	Gushan Ferry Station	0	
289	Central Park (Kaohsiung)	1	0.0%
290	Former British Consulate	3	0.1%
291	Teresa Teng Memorial Hall	10	0.3%
292	EDA World	5	0.2%
293	Kaohsiung Arena	0	
294	Pier-2 Art Cneter	5	0.2%
295	Fo Kuang Shan	18	0.6%
296	Cheng Ching Lake	2	0.1%
297	Meinong Hakka Cultural Village	1	0.0%
298	Baolai and Bulao Springs	0	
299	Maolin National Scenic Area	0	
300	Liugui Service Area	0	
301	Jiaxian	0	
302	Meishan Visitor Center	0	
303	Kaohsiung Farm	0	
304	Tengzhi National Forest Recreation Area	0	
305	Shihba Luohan Shan	0	
306	Saijia Service Area (Saijia Aviation Park)	0	
307	Sugar Industry Cultural Park	0	
314	Houbihu	5	0.2%
315	Kenting National Park	87	2.8%
317	National Museum of Marine Biology and Aquarium	7	0.2%
318	Fangliau Township	0	
319	Sichongxi	0	
320	Jialeshuei Scenic Area	1	0.0%
321	Kenting Space Port	0	
322	Nanwan Beach Recreation Area	5	0.2%
323	Dapeng Bay National Scenic Area	0	
324	Kenting Sea Pool	0	
325	Liuqiu (Shiaoliuqiu)	1	0.0%

d2i: d2i What tourist spots have you visited on this trip?

Value	Label	Cases	Percentage
326	Sandimen	0	
327	Chuanfan Rock	6	0.2%
328	Hengchun Ancient City	28	0.9%
329	Liudui Hakka Cultural Park	0	
330	Jiaosi	7	0.2%
331	Tung Shan Science Area	0	
332	Taipingshan	0	
333	Suao Cold Springs	0	
334	Wufengqi Scenic Area	0	
335	Guishan Island (Turtle Island)	0	
336	Fushan Botanical Garden	0	
337	Toucheng Recreation Farm	0	
338	Nanfangao	0	
339	Taipingshan National Forest Recreation Area	0	
340	Toucheng Sea Pool	0	
341	Chilan Forest Playground	0	
342	Caoling Historic Trail	0	
343	Wushih Harbor	0	
344	Da River (Daxi) Honeymoon Bay	0	
345	National Center for Traditional Arts	1	0.0%
346	Lanyang Museum	0	
350	Taroko, Tienhsiang	68	2.2%
351	Hualien Farglory Ocean Park	0	
352	Qixing Lake (Qixingtian)	47	1.5%
353	Amis Cultural Village	1	0.0%
354	Liyu (Carp) Lake	0	
355	Shin Kong Chao Feng Ranch & Resort	2	0.1%
356	Ruisui Hongye Springs	7	0.2%
357	Xiuguluan River Rafting Area	0	
358	Wenshan Springs	0	
360	National DongHua University	0	
361	Hualien Seaside Park	0	
362	Whale and Dolphine Watching Tour along East Coast	2	0.1%
363	Hualien Sugar Factory	2	0.1%
364	Shitiping	0	
365	Hualien Tzuchi	2	0.1%
366	Mataian Wetland Ecological Park	0	
367	Liushidan Mountain	0	
370	Chihpen	6	0.2%
371	Sanxiantai (Terrace of the Three Immortals)	13	0.4%
372	Lu Tao (Green Island)	2	0.1%
373	Baxian Cave (Baxiandong)	1	0.0%
374	Xiaoyeliu (Jialulan)	0	
375	Beinan Cultural Park	0	
376	Guanshan Water Park	1	0.0%

d2i: d2i What tourist spots have you visited on this trip?

Value	Label	Cases	Percentage
377	Chulu Pasture	0	
378	Taitung Veterans Farm	0	
379	Lanyu (Orchid Island)	0	
380	National Museum of Prehistory	0	
381	Chengkong Harbor	0	
382	Water Running Up	8	0.3%
383	Dulan Mountain	0	
384	Taitung Forest Park	0	
385	Penghu National Scenic Area	0	
386	Jibei Island	0	
387	Qimei Island	0	
390	Cihu (Kinmen)	0	
391	Kinmen National Park	0	
392	Taoshan	0	
393	Guniungtou War Museum	0	
394	Kinmen Folk Culture Village	0	
395	Juguang Tower	0	
396	Taiwu Mountain	0	
397	Kinmen Liquor Factory	0	
398	Wujiang River Estuary	0	
399	Sun Yat-sen Memorial Forest	0	
405	Qinbi Village	0	
406	Bishan Sightseeing Platform	0	
801	Shilin Night Market	75	2.4%
802	Huaxi Street (Snake Alley) Night Market	6	0.2%
803	Raohe Street Night Market	12	0.4%
804	Shida Night Market	18	0.6%
805	Linjiang St. Night Market	2	0.1%
806	Gongguan Night Market	2	0.1%
807	Tihua Street Night Market	0	
808	Ningxia Night Market	32	1.0%
809	Nanjichang Night Market	0	
810	Jingmei Night Market	0	
811	Liaoning Street Night Market	0	
812	Yansan Night Market	0	
813	Other Night Markets in Taipei City	0	
815	Yonghe Lehua Night Market	0	
816	Banciao Nanya Night Market	1	0.0%
817	Sinjhuang Night Market	0	
818	Jhonghe Singnan Night Market	0	
819	Fuda Garden Night Market	0	
820	Sanho Night Market,	0	
821	Other Night Markets in New Taipei City	0	
825	Keelung Miaokou Tourist Night Market	6	0.2%
826	Other Night Markets in Keelung City	0	

# d2i: d2i What tourist spots have you visited on this trip?			
Value	Label	Cases	Percentage
830	Jhongli Sinmin Night Market	1	0.0%
831	Taoyuan Tourist Night Market	0	
832	Other Night Markets in Taoyuan County	0	
834	Chenghuang Temple Night Market	0	
835	Other Night Markets in Hsinchu City	0	
838	Other Night Markets in Hsinchu County	0	
840	Other Night Markets in Miaoli County	0	
843	Fongjia Night Market	3	0.1%
844	Jhonghua Night Market	0	
845	Yizhong Street Night Market	4	0.1%
846	Other Night Markets in Taichung City	0	
849	Other Night Market in Nantou County	0	
851	Other Night Markets in Changhua County	0	
853	Other Night Markets in Yunlin County	0	
855	Wenhua Rd. Night Market	0	
856	Other Night Markets in Chiayi City	0	
858	Other Night Markets in Chiayi County	0	
860	Siaobei Night Market	0	
861	Huayuan Night Market in Tainan City	3	0.1%
862	Other Night Markets in Tainan City	0	
863	Other Night Markets in Tainan City	0	
865	Liuhe Night Market	28	0.9%
866	Sinsing Night Market	0	
867	Rueifong Night Market	2	0.1%
868	Jin-Zuan Night Market	0	
869	Kaisyuan Night Market	1	0.0%
870	Other Night Markets in Kaohsiung City	0	
871	Minzu Rd. Night Market	0	
872	Other Night Markets in Pingtung County	2	0.1%
874	Luodong Night Market	2	0.1%
875	Other Night Markets in Yilan County	0	
877	Nanbin Night Market	0	
878	Ziqiang Night Market	1	0.0%
879	Huayuan Night Market in Hualien County	0	
880	Other Night Markets in Taitung County	0	
883	Other Night Markets in Penghu County	0	
885	Other Night Markets in Kinmen County	0	
Sysmiss		4139	
Warning: these figures indicate the number of cases found in the data file. They cannot be interpreted as summary statistics of the population of interest.			
# d2j: d2j What tourist spots have you visited on this trip?			
Information	[Type= discrete] [Format=numeric] [Range= 1-885] [Missing=*]		
Statistics [NW/ W]	[Valid=2726 /-] [Invalid=4513 /-]		
Value	Label	Cases	Percentage
1	Taipei 101	11	0.4%

d2j: d2j What tourist spots have you visited on this trip?

Value	Label	Cases	Percentage
2	National Palace Museum	8	0.3%
3	Chiang Kai-shek Memorial Hall	9	0.3%
4	Xinyi Shopping District	7	0.3%
5	Xiemending	24	0.9%
6	Taipei Martyr's Shrine	1	0.0%
7	Eastern Distric of Taipei	7	0.3%
8	Longshan Temple	7	0.3%
9	Yangmingshan National Park	2	0.1%
10	Beitou	18	0.7%
11	Taipei Station Commercial District	20	0.7%
12	Presidential Office Building	4	0.1%
13	Maokong Area	13	0.5%
14	Taipei Zoo	6	0.2%
15	Taipei Metro Underground Market	1	0.0%
16	Wufenpu Garment Wholesale Area	6	0.2%
17	Miramar Entertainment Park(Ferris Wheel)	9	0.3%
18	Dr. Sun Yat-sen Memorail Hall	14	0.5%
19	Hsing Tian Kong (Xingtian Temple)	2	0.1%
20	Guanghua Digital Plaza	0	
21	Taipei Fine Art Museum(Taipei Story House)	0	
22	Yuanshan	4	0.1%
23	Taipei Confucius Temple	1	0.0%
24	Shihlin Official Residence	14	0.5%
25	Red House	1	0.0%
26	Tianmu	0	
27	Dalongdong Baoan Temple	1	0.0%
28	228 Peace Memorial Park	0	
29	Taipei Film House	0	
30	National Museum of History	0	
31	Museum of Contemporary Art	0	
32	Jianguo Holiday Commercial District	1	0.0%
33	Taipei Municipal Children's Recreation Center	1	0.0%
34	Taipei City Hakka Culture Park	0	
35	Taiwan Handcraft Promotion Center	0	
36	Sung Ye Museum of Formosan Aborigines	0	
37	Miniatures Museum of Taiwan	0	
38	Haujiang Park	0	
40	Chinese Culture and Movie Center	0	
41	Taipei Botanical Garden	1	0.0%
42	Taipei Astronomical Museum	0	
43	Lin An Tai Old Housestead	0	
45	Da Hu Park	0	
47	Postal Museum	0	
48	Taiwan Hero House	0	
49	Nangang Business Park	0	

d2j: d2j What tourist spots have you visited on this trip?

Value	Label	Cases	Percentage
50	Taipei Flora Expo Park	0	
51	Huashan 1914 Creative Park	2	0.1%
52	Yongkang Street Commercial District	15	0.6%
53	Taipei Arena	1	0.0%
54	Songshan Cultural and Creative Park	4	0.1%
55	Bopiliao Old Street	2	0.1%
56	Xiangshan	1	0.0%
57	Daan Forest Park	1	0.0%
65	Jiufen	72	2.6%
66	Tamshui	57	2.1%
67	Yehliu	45	1.7%
68	Jinguashi	3	0.1%
69	Wulai	2	0.1%
70	Yuanwangkeng Park	0	
71	Shihsanhang Museum of Archaeology	4	0.1%
72	Shenkeng Old Street	8	0.3%
73	Dharma Drum Mountain(Jinshan)	0	
74	Butian lake	1	0.0%
75	Shifen Waterfall	29	1.1%
76	Yingge Ceramics Museum	0	
77	Pinxi	15	0.6%
78	Yingge	1	0.0%
79	Sanxia	1	0.0%
80	Ocean World	0	
81	Juming Museum	0	
82	Pinlin	0	
83	Yun hsien Resort	0	
84	Tianlu Art Center	1	0.0%
85	Sanzhi	0	
86	The Lin Family Mansion and Garden	0	
87	Fulong beach	0	
88	Linkou	0	
89	Baisha Bay	0	
90	Bitou Cape Park	0	
91	New Taipei City Hakka Museum	0	
92	Formosa Fun Coast	0	
93	Guanyinshan	0	
94	coastline park	0	
95	Qing Shui Zu shi temple	0	
96	Naptune park	0	
97	Green Bay	0	
98	Longdong South Ocean Park	2	0.1%
99	Temple of Eighteen Deities	0	
100	Teresa Teng Memorail Park (Yun Garden)	0	
103	GuanDu	0	

d2j: d2j What tourist spots have you visited on this trip?

Value	Label	Cases	Percentage
104	Sandiaoiao Cape Lighthouse	0	
105	Jingtong	14	0.5%
106	Houtong	12	0.4%
110	The Northeast Coastal Scienic Area	0	
111	Bisha Fishery Harbor	0	
112	Keelung Port	0	
113	Chung-chen Park	0	
114	Patoutzu	0	
115	Peace Island	0	
116	Lover's Lake	0	
117	Ershawan Gun Emplacement	0	
118	Dawulun Gun Emplacemnt	0	
119	National Museum of Marine Science & Technology	0	
125	Window On China	1	0.0%
126	Dashi	1	0.0%
127	Shinmem Dam	0	
128	Cihu	40	1.5%
129	Zhongli	0	
130	Aviation Museum	0	
131	Lala Mountain	0	
132	TaiMall	0	
135	Hsinchu Science Park	0	
136	Nanliao Fishery Harbor	0	
137	Ku Chi Peak	0	
138	Glass Museum	0	
145	Leofoo Village Theme Park	2	0.1%
146	Neiwan	0	
147	Beipu	0	
148	Daba Peak	0	
149	Little Ding-dong Science Park	0	
150	Taian hot Springs	0	
151	Hwataoyao	0	
160	Sanyi Wood Sculptures (Museum)	0	
161	Shihtoushan(Lion's Head Mountain)	0	
162	Tongsiao Beach Pool	0	
163	West Lake Resort	0	
164	Qiding beach resort	0	
165	Flying Cow Ranch	1	0.0%
166	Dahu(Shei-pa National Park)	0	
167	Nanzhuang	0	
170	National Museum of Natural Science	2	0.1%
171	Rainbow Village	0	
172	Tunghai University	0	
173	National Taiwan Museum of Fine Arts	1	0.0%
174	Sinshe	1	0.0%

# d2j: d2j What tourist spots have you visited on this trip?			
Value	Label	Cases	Percentage
175	Lihpao Land	0	
176	Li shan (Pear Mountain)	0	
177	Dasyueshan National Forest Recreation Area	0	
178	Wuling Forest Recreation Area	0	
179	Tiehchenshan Mountain Recreation Area	0	
180	Yuanzui Mountain	0	
181	Gaomei Wetlands	0	
182	Metropolitan Park	0	
183	Dajia	0	
184	Maple Garden	0	
185	Sun Moon Lake	222	8.1%
186	Formosan Aboriginal Culture Village	24	0.9%
187	Cingjing Veterans Farm	38	1.4%
188	Xitou Bamboo Forest	5	0.2%
189	ChungTai Chan Monastery	301	11.0%
190	Jiji	0	
191	Puli	4	0.1%
192	Sing Ling Temple	0	
193	Yushan National Park	0	
194	Puli Distillery	1	0.0%
195	921 Earthquake Museum of Taiwan	0	
196	Guguan	0	
197	Hehuanshan National Forest Recreation Area	0	
198	Sunlinksea	0	
199	The Nantou County Culture Park	0	
200	Checheng train station	0	
201	Wushe Scenic Area Recreation Area	0	
202	Shoutian Temple	0	
203	Dongpu Springs	0	
204	Aowanda National Forest Recreation Area	0	
206	Lushan Hot Springs	1	0.0%
207	Guangxing Paper Factory	0	
208	Tenshing Kiln Ceramics Cultural Park	0	
215	Lukang Mazu Temple	0	
216	Lukang Folk Arts Museum	0	
217	Lukang Longshan Temple	1	0.0%
218	Baguashan	0	
219	Taiwan Folk Village	0	
220	Confucius Temple (Changhua)	0	
221	Lukang tranditional snacks	0	
222	Lukang Old Street	2	0.1%
225	Janfusun Fancy World	1	0.0%
226	Beigan Matsu Temple	0	
227	Caoling	0	
235	Alishan	375	13.8%

# d2j: d2j What tourist spots have you visited on this trip?			
Value	Label	Cases	Percentage
236	Fenqihu	0	
237	Chiayis Farm	0	
238	Dongshih Fishery Harbor	0	
240	Old Fort of Anping (Fort Zeelandia)	21	0.8%
241	Chihkan Tower	20	0.7%
242	Confucius Temple (Tainan)	12	0.4%
243	Koxinga Shrine (Yanping Junwang Temple)	8	0.3%
244	Anping Port National Historical Scenic Area	2	0.1%
245	Eternal Golden Castle	0	
246	Tainan Grand Matsu Temple	0	
247	Luermen Tienhogong Temple	0	
248	Xishu Golden Beach	0	
249	Official God of War Temple (Sacrificial Rites Martial Temple	0	
250	Wufei Temple (Five Consorts Temple)	0	
251	Sicao Mangrove Preserve	0	
252	Southern Taiwan Science Park	0	
253	Ten Drum Rende Suger Culture and Creativety Park	0	
254	Chimei Museum	1	0.0%
255	Taiwan Salt Museum	0	
260	Guanziling	0	
261	Qigu Birdseeing	0	
262	Wushantou Reservoir Scenic Area	0	
263	Tsengwen Reservoir Scenic Area	0	
264	Dakeng Recreation Farm	0	
265	Tsou-Ma-Lai Farm	0	
270	Love River	170	6.2%
271	Sizhiwan Bay	243	8.9%
272	Lotus Lake	15	0.6%
273	Qijin Seaside Park	14	0.5%
274	Shou Shan(Shou Shan Zoo)	6	0.2%
275	Dragon and Tiger Pagodas	2	0.1%
276	Urban Spotlight	0	
277	Kaohsiung 85 Building	0	
278	Spring and Autumn Pavilions	2	0.1%
279	Confucius Temple (Kaohsiung)	1	0.0%
280	Kaohsiung Port	0	
281	Blue Lagoon Water Theme Park	0	
282	Kaohsiung Museum of History	0	
283	Chijin Mazu Temple	0	
284	National Science and Technology Museum	1	0.0%
285	Kaohsiung Museum of Fine Arts	0	
286	Dream Mall	11	0.4%
287	New Juejiang Shopping Area	6	0.2%
288	Gushan Ferry Station	0	
289	Central Park (Kaohsiung)	1	0.0%

d2j: d2j What tourist spots have you visited on this trip?

Value	Label	Cases	Percentage
290	Former British Consulate	0	
291	Teresa Teng Memorial Hall	10	0.4%
292	EDA World	4	0.1%
293	Kaohsiung Arena	1	0.0%
294	Pier-2 Art Cneter	5	0.2%
295	Fo Kuang Shan	20	0.7%
296	Cheng Ching Lake	1	0.0%
297	Meinong Hakka Cultural Village	0	
298	Baolai and Bulao Springs	0	
299	Maolin National Scenic Area	0	
300	Liugui Service Area	0	
301	Jiaxian	0	
302	Meishan Visitor Center	0	
303	Kaohsiung Farm	0	
304	Tengzhi National Forest Recreation Area	0	
305	Shihba Luohan Shan	0	
306	Saijia Service Area (Saijia Aviation Park)	0	
307	Sugar Industry Cultural Park	0	
314	Houbihu	7	0.3%
315	Kenting National Park	183	6.7%
317	National Museum of Marine Biology and Aquarium	5	0.2%
318	Fangliu Township	0	
319	Sichongxi	0	
320	Jialeshuei Scenic Area	1	0.0%
321	Kenting Space Port	0	
322	Nanwan Beach Recreation Area	8	0.3%
323	Dapeng Bay National Scenic Area	0	
324	Kenting Sea Pool	0	
325	Liuqiu (Shiaoliuqiu)	0	
326	Sandimen	0	
327	Chuanfan Rock	1	0.0%
328	Hengchun Ancient City	23	0.8%
329	Liudui Hakka Cultural Park	0	
330	Jiaosi	1	0.0%
331	Tung Shan Science Area	0	
332	Taipingshan	0	
333	Suao Cold Springs	0	
334	Wufengqi Scenic Area	0	
335	Guishan Island (Turtle Island)	0	
336	Fushan Botanical Garden	0	
337	Toucheng Recreation Farm	0	
338	Nanfangao	1	0.0%
339	Taipingshan National Forest Recreation Area	0	
340	Toucheng Sea Pool	0	
341	Chilan Forest Playground	0	

d2j: d2j What tourist spots have you visited on this trip?

Value	Label	Cases	Percentage
342	Caoling Historic Trail	0	
343	Wushih Harbor	1	0.0%
344	Da River (Daxi) Honeymoon Bay	0	
345	National Center for Traditional Arts	1	0.0%
346	Lanyang Museum	0	
350	Taroko, Tienhsiang	94	3.4%
351	Hualien Farglory Ocean Park	0	
352	Qixing Lake (Qixingtang)	56	2.1%
353	Amis Cultural Village	4	0.1%
354	Liyu (Carp) Lake	0	
355	Shin Kong Chao Feng Ranch & Resort	1	0.0%
356	Ruisui Hongye Springs	5	0.2%
357	Xiuguluan River Rafting Area	0	
358	Wenshan Springs	0	
360	National DongHua University	0	
361	Hualien Seaside Park	0	
362	Whale and Dolphine Watching Tour along East Coast	5	0.2%
363	Hualien Sugar Factory	0	
364	Shitiping	0	
365	Hualien Tzuchi	0	
366	Mataian Wetland Ecological Park	0	
367	Liushidan Mountain	0	
370	Chihpen	10	0.4%
371	Sanxiantai (Terrace of the Three Immortals)	12	0.4%
372	Lu Tao (Green Island)	2	0.1%
373	Baxian Cave (Baxiandong)	9	0.3%
374	Xiaoyeliu (Jialulan)	0	
375	Beinan Cultural Park	0	
376	Guanshan Water Park	1	0.0%
377	Chulu Pasture	0	
378	Taitung Veterans Farm	0	
379	Lanyu (Orchid Island)	0	
380	National Museum of Prehistory	0	
381	Chengkong Harbor	0	
382	Water Running Up	14	0.5%
383	Dulan Mountain	0	
384	Taitung Forest Park	0	
385	Penghu National Scenic Area	3	0.1%
386	Jibei Island	0	
387	Qimei Island	0	
390	Cihu (Kinmen)	0	
391	Kinmen National Park	0	
392	Taoshan	0	
393	Guniungtou War Museum	0	
394	Kinmen Folk Culture Village	0	

d2j: d2j What tourist spots have you visited on this trip?

Value	Label	Cases	Percentage
395	Juguang Tower	0	
396	Taiwu Mountain	0	
397	Kinmen Liquor Factory	0	
398	Wujiang River Estuary	0	
399	Sun Yat-sen Memorial Forest	0	
405	Qinbi Village	0	
406	Bishan Sightseeing Platform	0	
801	Shilin Night Market	48	1.8%
802	Huaxi Street (Snake Alley) Night Market	11	0.4%
803	Raohe Street Night Market	21	0.8%
804	Shida Night Market	15	0.6%
805	Linjiang St. Night Market	2	0.1%
806	Gongguan Night Market	0	
807	Tihua Street Night Market	1	0.0%
808	Ningxia Night Market	29	1.1%
809	Nanjichang Night Market	0	
810	Jingmei Night Market	0	
811	Liaoning Street Night Market	0	
812	Yansan Night Market	0	
813	Other Night Markets in Taipei City	0	
815	Yonghe Lehua Night Market	0	
816	Banciao Nanya Night Market	0	
817	Sinjhuang Night Market	0	
818	Jhonghe Singnan Night Market	0	
819	Fuda Garden Night Market	0	
820	Sanho Night Market,	0	
821	Other Night Markets in New Taipei City	0	
825	Keelung Miaokou Tourist Night Market	2	0.1%
826	Other Night Markets in Keelung City	0	
830	Jhongli Sinmin Night Market	0	
831	Taoyuan Tourist Night Market	0	
832	Other Night Markets in Taoyuan County	0	
834	Chenghuang Temple Night Market	1	0.0%
835	Other Night Markets in Hsinchu City	0	
838	Other Night Markets in Hsinchu County	0	
840	Other Night Markets in Miaoli County	0	
843	Fongjia Night Market	7	0.3%
844	Jhonghua Night Market	0	
845	Yizhong Street Night Market	8	0.3%
846	Other Night Markets in Taichung City	0	
849	Other Night Market in Nantou County	0	
851	Other Night Markets in Changhua County	0	
853	Other Night Markets in Yunlin County	0	
855	Wenhua Rd. Night Market	0	
856	Other Night Markets in Chiayi City	0	

# d2j: d2j What tourist spots have you visited on this trip?			
Value	Label	Cases	Percentage
858	Other Night Markets in Chiayi County	0	
860	Siaobei Night Market	0	
861	Huayuan Night Market in Tainan City	1	0.0%
862	Other Night Markets in Tainan City	1	0.0%
863	Other Night Markets in Tainan City	0	
865	Liuhe Night Market	28	1.0%
866	Sinsing Night Market	0	
867	Rueifong Night Market	3	0.1%
868	Jin-Zuan Night Market	0	
869	Kaisyuan Night Market	0	
870	Other Night Markets in Kaohsiung City	1	0.0%
871	Minzu Rd. Night Market	0	
872	Other Night Markets in Pingtung County	3	0.1%
874	Luodong Night Market	5	0.2%
875	Other Night Markets in Yilan County	0	
877	Nanbin Night Market	0	
878	Ziqiang Night Market	3	0.1%
879	Huayuan Night Market in Hualien County	0	
880	Other Night Markets in Taitung County	1	0.0%
883	Other Night Markets in Penghu County	0	
885	Other Night Markets in Kinmen County	0	
Sysmiss		4513	
Warning: these figures indicate the number of cases found in the data file. They cannot be interpreted as summary statistics of the population of interest.			
# d2k: d2k What tourist spots have you visited on this trip?			
Information	[Type= discrete] [Format=numeric] [Range= 1-885] [Missing=*]		
Statistics [NW/ W]	[Valid=2416 /-] [Invalid=4823 /-]		
Value	Label	Cases	Percentage
1	Taipei 101	13	0.5%
2	National Palace Museum	11	0.5%
3	Chiang Kai-shek Memorial Hall	6	0.2%
4	Xinyi Shopping District	4	0.2%
5	Xiemending	15	0.6%
6	Taipei Martyr's Shrine	0	
7	Eastern Distric of Taipei	10	0.4%
8	Longshan Temple	5	0.2%
9	Yangmingshan National Park	4	0.2%
10	Beitou	9	0.4%
11	Taipei Station Commercial District	14	0.6%
12	Presidential Office Building	3	0.1%
13	Maokong Area	9	0.4%
14	Taipei Zoo	1	0.0%
15	Taipei Metro Underground Market	0	
16	Wufenpu Garment Wholesale Area	2	0.1%
17	Miramar Entertainment Park(Ferris Wheel)	2	0.1%

d2k: d2k What tourist spots have you visited on this trip?

Value	Label	Cases	Percentage
18	Dr. Sun Yat-sen Memorail Hall	2	0.1%
19	Hsing Tian Kong (Xingtian Temple)	3	0.1%
20	Guanghua Digital Plaza	1	0.0%
21	Taipei Fine Art Museum(Taipei Story House)	1	0.0%
22	Yuanshan	3	0.1%
23	Taipei Confucius Temple	0	
24	Shihlin Official Residence	6	0.2%
25	Red House	0	
26	Tianmu	0	
27	Dalongdong Baoan Temple	0	
28	228 Peace Memorial Park	1	0.0%
29	Taipei Film House	0	
30	National Museum of History	0	
31	Museum of Contemporary Art	0	
32	Jianguo Holiday Commercial District	0	
33	Taipei Municipal Children's Recreation Center	0	
34	Taipei City Hakka Culture Park	0	
35	Taiwan Handcraft Promotion Center	0	
36	Sung Ye Museum of Formosan Aborigines	0	
37	Miniatures Museum of Taiwan	1	0.0%
38	Haujiang Park	0	
40	Chinese Culture and Movie Center	0	
41	Taipei Botanical Garden	1	0.0%
42	Taipei Astronomical Museum	0	
43	Lin An Tai Old Housestead	0	
45	Da Hu Park	0	
47	Postal Museum	0	
48	Taiwan Hero House	0	
49	Nangang Business Park	0	
50	Taipei Flora Expo Park	1	0.0%
51	Huashan 1914 Creative Park	2	0.1%
52	Yongkang Street Commercial District	4	0.2%
53	Taipei Arena	1	0.0%
54	Songshan Cultural and Creative Park	3	0.1%
55	Bopiliao Old Street	1	0.0%
56	Xiangshan	2	0.1%
57	Daan Forest Park	0	
65	Jiufen	28	1.2%
66	Tamshui	28	1.2%
67	Yehliu	21	0.9%
68	Jinguashi	1	0.0%
69	Wulai	1	0.0%
70	Yuanwangkeng Park	0	
71	Shihsanhang Museum of Archaeology	3	0.1%
72	Shenkeng Old Street	2	0.1%

d2k: d2k What tourist spots have you visited on this trip?

Value	Label	Cases	Percentage
73	Dharma Drum Mountain(Jinshan)	1	0.0%
74	Butian lake	0	
75	Shifen Waterfall	28	1.2%
76	Yingge Ceramics Museum	0	
77	Pinxi	23	1.0%
78	Yingge	0	
79	Sanxia	0	
80	Ocean World	0	
81	Juming Museum	0	
82	Pinlin	0	
83	Yun hsien Resort	0	
84	Tianlu Art Center	0	
85	Sanzhi	0	
86	The Lin Family Mansion and Garden	1	0.0%
87	Fulong beach	0	
88	Linkou	0	
89	Baisha Bay	0	
90	Bitou Cape Park	0	
91	New Taipei City Hakka Museum	0	
92	Formosa Fun Coast	0	
93	Guanyinshan	0	
94	coastline park	0	
95	Qing Shui Zu shi temple	0	
96	Naptune park	0	
97	Green Bay	0	
98	Longdong South Ocean Park	0	
99	Temple of Eighteen Deities	0	
100	Teresa Teng Memorail Park (Yun Garden)	0	
103	GuanDu	0	
104	SandiaoJiao Cape Lighthouse	0	
105	Jingtong	6	0.2%
106	Houtong	12	0.5%
110	The Northeast Coastal Scenic Area	0	
111	Bisha Fishery Harbor	1	0.0%
112	Keelung Port	0	
113	Chung-chen Park	0	
114	Patoutzu	0	
115	Peace Island	0	
116	Lover's Lake	0	
117	Ershawan Gun Emplacement	0	
118	Dawulun Gun Emplacement	0	
119	National Museum of Marine Science & Technology	0	
125	Window On China	4	0.2%
126	Dashi	0	
127	Shinmem Dam	0	

d2k: d2k What tourist spots have you visited on this trip?

Value	Label	Cases	Percentage
128	Cihu	4	0.2%
129	Zhongli	0	
130	Aviation Museum	0	
131	Lala Mountain	0	
132	TaiMall	0	
135	Hsinchu Science Park	0	
136	Nanliao Fishery Harbor	0	
137	Ku Chi Peak	0	
138	Glass Museum	0	
145	Leofoo Village Theme Park	2	0.1%
146	Neiwan	0	
147	Beipu	0	
148	Daba Peak	0	
149	Little Ding-dong Science Park	0	
150	Taian hot Springs	0	
151	Hwataoyao	0	
160	Sanyi Wood Sculptures (Museum)	0	
161	Shihtoushan(Lion's Head Mountain)	0	
162	Tongsiao Beach Pool	0	
163	West Lake Resort	0	
164	Qiding beach resort	0	
165	Flying Cow Ranch	0	
166	Dahu(Shei-pa National Park)	0	
167	Nanzhuang	0	
170	National Museum of Natural Science	1	0.0%
171	Rainbow Village	0	
172	Tunghai University	0	
173	National Taiwan Museum of Fine Arts	0	
174	Sinshe	0	
175	Lihpao Land	0	
176	Li shan (Pear Mountain)	0	
177	Dasyueshan National Forest Recreation Area	0	
178	Wuling Forest Recereation Area	0	
179	Tiehchenshan Mountain Recreation Area	0	
180	Yuanzui Mountain	0	
181	Gaomei Wetlands	0	
182	Metropolitan Park	0	
183	Dajia	0	
184	Maple Garden	0	
185	Sun Moon Lake	61	2.5%
186	Formosan Aboriginal Culture Village	32	1.3%
187	Cingjing Veterans Farm	23	1.0%
188	Xitou Bamboo Forest	5	0.2%
189	ChungTai Chan Monastery	131	5.4%
190	Jiji	2	0.1%

d2k: d2k What tourist spots have you visited on this trip?

Value	Label	Cases	Percentage
191	Puli	6	0.2%
192	Sing Ling Temple	0	
193	Yushan National Park	0	
194	Puli Distillery	0	
195	921 Earthquake Museum of Taiwan	0	
196	Guguan	0	
197	Hehuanshan National Forest Recreation Area	0	
198	Sunlinksea	0	
199	The Nantou County Culture Park	0	
200	Checheng train station	0	
201	Wushe Scenic Area Recreation Area	0	
202	Shoutian Temple	0	
203	Dongpu Springs	1	0.0%
204	Aowanda National Forest Recreation Area	0	
206	Lushan Hot Springs	0	
207	Guangxing Paper Factory	0	
208	Tenshing Kiln Ceramics Cultural Park	0	
215	Lukang Mazu Temple	0	
216	Lukang Folk Arts Museum	0	
217	Lukang Longshan Temple	0	
218	Baguashan	1	0.0%
219	Taiwan Folk Village	0	
220	Confucius Temple (Changhua)	0	
221	Lukang tranditional snacks	0	
222	Lukang Old Street	1	0.0%
225	Janfusun Fancy World	5	0.2%
226	Beigan Matsu Temple	1	0.0%
227	Caoling	0	
235	Alishan	266	11.0%
236	Fenqihu	0	
237	Chiayis Farm	0	
238	Dongshih Fishery Harbor	0	
240	Old Fort of Anping (Fort Zeelandia)	18	0.7%
241	Chihkan Tower	23	1.0%
242	Confucius Temple (Tainan)	10	0.4%
243	Koxinga Shrine (Yanping Junwang Temple)	9	0.4%
244	Anping Port National Historical Scenic Area	2	0.1%
245	Eternal Golden Castle	3	0.1%
246	Tainan Grand Matsu Temple	0	
247	Luermen Tienhogong Temple	0	
248	Xishu Golden Beach	0	
249	Official God of War Temple (Sacrificial Rites Martial Temple	0	
250	Wufei Temple (Five Consorts Temple)	0	
251	Sicao Mangrove Preserve	0	
252	Southern Taiwan Science Park	0	

d2k: d2k What tourist spots have you visited on this trip?

Value	Label	Cases	Percentage
253	Ten Drum Rende Suger Culture and Creativety Park	0	
254	Chimei Museum	0	
255	Taiwan Salt Museum	0	
260	Guanziling	0	
261	Qigu Birdseeing	0	
262	Wushantou Reservoir Scenic Area	0	
263	Tsengwen Reservoir Scenic Area	0	
264	Dakeng Recreation Farm	0	
265	Tsou-Ma-Lai Farm	0	
270	Love River	185	7.7%
271	Sizhiwan Bay	360	14.9%
272	Lotus Lake	33	1.4%
273	Qijin Seaside Park	7	0.3%
274	Shou Shan(Shou Shan Zoo)	3	0.1%
275	Dragon and Tiger Pagodas	2	0.1%
276	Urban Spotlight	0	
277	Kaohsiung 85 Building	0	
278	Spring and Autumn Pavilions	2	0.1%
279	Confucius Temple (Kaohsiung)	1	0.0%
280	Kaohsiung Port	1	0.0%
281	Blue Lagoon Water Theme Park	0	
282	Kaohsiung Museum of History	1	0.0%
283	Chijin Mazu Temple	0	
284	National Science and Technology Museum	0	
285	Kaohsiung Museum of Fine Arts	0	
286	Dream Mall	10	0.4%
287	New Juejiang Shopping Area	4	0.2%
288	Gushan Ferry Station	0	
289	Central Park (Kaohsiung)	1	0.0%
290	Former British Consulate	3	0.1%
291	Teresa Teng Memorial Hall	40	1.7%
292	EDA World	5	0.2%
293	Kaohsiung Arena	1	0.0%
294	Pier-2 Art Cneter	0	
295	Fo Kuang Shan	33	1.4%
296	Cheng Ching Lake	0	
297	Meinong Hakka Cultural Village	2	0.1%
298	Baolai and Bulao Springs	0	
299	Maolin National Scenic Area	0	
300	Liugui Service Area	0	
301	Jiaxian	0	
302	Meishan Visitor Center	0	
303	Kaohsiung Farm	0	
304	Tengzhi National Forest Recreation Area	0	
305	Shihba Luohan Shan	0	

# d2k: d2k What tourist spots have you visited on this trip?			
Value	Label	Cases	Percentage
306	Saijia Service Area (Saijia Aviation Park)	0	
307	Sugar Industry Cultural Park	0	
314	Houbihu	6	0.2%
315	Kenting National Park	257	10.6%
317	National Museum of Marine Biology and Aquarium	4	0.2%
318	Fangliau Township	0	
319	Sichongxi	0	
320	Jialeshuei Scenic Area	0	
321	Kenting Space Port	0	
322	Nanwan Beach Recreation Area	7	0.3%
323	Dapeng Bay National Scenic Area	0	
324	Kenting Sea Pool	0	
325	Liuqiu (Shiaoliuqiu)	0	
326	Sandimen	0	
327	Chuanfan Rock	7	0.3%
328	Hengchun Ancient City	39	1.6%
329	Liudui Hakka Cultural Park	0	
330	Jiaosi	3	0.1%
331	Tung Shan Science Area	0	
332	Taipingshan	0	
333	Suao Cold Springs	1	0.0%
334	Wufengqi Scenic Area	0	
335	Guishan Island (Turtle Island)	1	0.0%
336	Fushan Botanical Garden	0	
337	Toucheng Recreation Farm	0	
338	Nanfangao	0	
339	Taipingshan National Forest Recreation Area	0	
340	Toucheng Sea Pool	0	
341	Chilan Forest Playground	0	
342	Caoling Historic Trail	0	
343	Wushih Harbor	0	
344	Da River (Daxi) Honeymoon Bay	0	
345	National Center for Traditional Arts	0	
346	Lanyang Museum	0	
350	Taroko, Tienhsiang	167	6.9%
351	Hualien Farglory Ocean Park	0	
352	Qixing Lake (Qixingtian)	77	3.2%
353	Amis Cultural Village	1	0.0%
354	Liyu (Carp) Lake	2	0.1%
355	Shin Kong Chao Feng Ranch & Resort	5	0.2%
356	Ruisui Hongye Springs	3	0.1%
357	Xiuguluan River Rafting Area	0	
358	Wenshan Springs	0	
360	National DongHua University	0	
361	Hualien Seaside Park	0	

d2k: d2k What tourist spots have you visited on this trip?

Value	Label	Cases	Percentage
362	Whale and Dolphine Watching Tour along East Coast	2	0.1%
363	Hualien Sugar Factory	0	
364	Shitiping	0	
365	Hualien Tzuchi	0	
366	Mataian Wetland Ecological Park	0	
367	Liushidan Mountain	0	
370	Chihpen	23	1.0%
371	Sanxiantai (Terrace of the Three Immortals)	11	0.5%
372	Lu Tao (Green Island)	1	0.0%
373	Baxian Cave (Baxiandong)	9	0.4%
374	Xiaoyeliu (Jialulan)	0	
375	Beinan Cultural Park	0	
376	Guanshan Water Park	0	
377	Chulu Pasture	0	
378	Taitung Veterans Farm	0	
379	Lanyu (Orchid Island)	0	
380	National Museum of Prehistory	0	
381	Chengkong Harbor	0	
382	Water Running Up	16	0.7%
383	Dulan Mountain	0	
384	Taitung Forest Park	0	
385	Penghu National Scenic Area	0	
386	Jibei Island	0	
387	Qimei Island	0	
390	Cihu (Kinmen)	0	
391	Kinmen National Park	0	
392	Taoshan	0	
393	Guniungtou War Museum	0	
394	Kinmen Folk Culture Village	0	
395	Juguang Tower	0	
396	Taiwu Mountain	0	
397	Kinmen Liquor Factory	0	
398	Wujiang River Estuary	0	
399	Sun Yat-sen Memorial Forest	0	
405	Qinbi Village	0	
406	Bishan Sightseeing Platform	0	
801	Shilin Night Market	66	2.7%
802	Huaxi Street (Snake Alley) Night Market	8	0.3%
803	Raohe Street Night Market	18	0.7%
804	Shida Night Market	12	0.5%
805	Linjiang St. Night Market	0	
806	Gongguan Night Market	1	0.0%
807	Tihua Street Night Market	0	
808	Ningxia Night Market	22	0.9%
809	Nanjichang Night Market	0	

d2k: d2k What tourist spots have you visited on this trip?

Value	Label	Cases	Percentage
810	Jingmei Night Market	0	
811	Liaoning Street Night Market	0	
812	Yansan Night Market	1	0.0%
813	Other Night Markets in Taipei City	0	
815	Yonghe Lehua Night Market	0	
816	Banciao Nanya Night Market	0	
817	Sinjhuang Night Market	1	0.0%
818	Jhonghe Singnan Night Market	0	
819	Fuda Garden Night Market	0	
820	Sanho Night Market,	0	
821	Other Night Markets in New Taipei City	0	
825	Keelung Miaokou Tourist Night Market	4	0.2%
826	Other Night Markets in Keelung City	0	
830	Jhongli Sinmin Night Market	0	
831	Taoyuan Tourist Night Market	0	
832	Other Night Markets in Taoyuan County	0	
834	Chenghuang Temple Night Market	0	
835	Other Night Markets in Hsinchu City	0	
838	Other Night Markets in Hsinchu County	0	
840	Other Night Markets in Miaoli County	0	
843	Fongjia Night Market	2	0.1%
844	Jhonghua Night Market	0	
845	Yizhong Street Night Market	8	0.3%
846	Other Night Markets in Taichung City	0	
849	Other Night Market in Nantou County	0	
851	Other Night Markets in Changhua County	0	
853	Other Night Markets in Yunlin County	0	
855	Wenhua Rd. Night Market	0	
856	Other Night Markets in Chiayi City	0	
858	Other Night Markets in Chiayi County	0	
860	Siaobei Night Market	0	
861	Huayuan Night Market in Tainan City	2	0.1%
862	Other Night Markets in Tainan City	0	
863	Other Night Markets in Tainan City	0	
865	Liuhe Night Market	23	1.0%
866	Sinsing Night Market	0	
867	Rueifong Night Market	0	
868	Jin-Zuan Night Market	0	
869	Kaisyuan Night Market	0	
870	Other Night Markets in Kaohsiung City	0	
871	Minzu Rd. Night Market	0	
872	Other Night Markets in Pingtung County	1	0.0%
874	Luodong Night Market	0	
875	Other Night Markets in Yilan County	0	
877	Nanbin Night Market	0	

# d2k: d2k What tourist spots have you visited on this trip?				
Value		Label	Cases	Percentage
878		Ziqiang Night Market	3	<div><div></div></div> 0.1%
879		Huayuan Night Market in Hualien County	0	
880		Other Night Markets in Taitung County	0	
883		Other Night Markets in Penghu County	0	
885		Other Night Markets in Kinmen County	0	
Sysmiss			4823	
Warning: these figures indicate the number of cases found in the data file. They cannot be interpreted as summary statistics of the population of interest.				
# d2l: d2l What tourist spots have you visited on this trip?				
Information		[Type= discrete] [Format=numeric] [Range= 1-885] [Missing=*]		
Statistics [NW/ W]		[Valid=2167 /-] [Invalid=5072 /-]		
Value		Label	Cases	Percentage
1		Taipei 101	13	<div><div></div></div> 0.6%
2		National Palace Museum	10	<div><div></div></div> 0.5%
3		Chiang Kai-shek Memorial Hall	3	<div><div></div></div> 0.1%
4		Xinyi Shopping District	3	<div><div></div></div> 0.1%
5		Xiemending	18	<div><div></div></div> 0.8%
6		Taipei Martyr's Shrine	1	<div><div></div></div> 0.0%
7		Eastern Distric of Taipei	4	<div><div></div></div> 0.2%
8		Longshan Temple	4	<div><div></div></div> 0.2%
9		Yangmingshan National Park	0	
10		Beitou	7	<div><div></div></div> 0.3%
11		Taipei Station Commercial District	16	<div><div></div></div> 0.7%
12		Presidential Office Building	2	<div><div></div></div> 0.1%
13		Maokong Area	2	<div><div></div></div> 0.1%
14		Taipei Zoo	3	<div><div></div></div> 0.1%
15		Taipei Metro Underground Market	0	
16		Wufenpu Garment Wholesale Area	1	<div><div></div></div> 0.0%
17		Miramar Entertainment Park(Ferris Wheel)	2	<div><div></div></div> 0.1%
18		Dr. Sun Yat-sen Memorail Hall	3	<div><div></div></div> 0.1%
19		Hsing Tian Kong (Xingtian Temple)	2	<div><div></div></div> 0.1%
20		Guanghua Digital Plaza	0	
21		Taipei Fine Art Museum(Taipei Story House)	1	<div><div></div></div> 0.0%
22		Yuanshan	2	<div><div></div></div> 0.1%
23		Taipei Confucius Temple	0	
24		Shihlin Official Residence	4	<div><div></div></div> 0.2%
25		Red House	0	
26		Tianmu	0	
27		Dalongdong Baoan Temple	0	
28		228 Peace Memorial Park	0	
29		Taipei Film House	0	
30		National Museum of History	0	
31		Museum of Contemporary Art	0	
32		Jianguo Holiday Commercial District	1	<div><div></div></div> 0.0%
33		Taipei Municipal Children's Recreation Center	0	

d2l: d2l What tourist spots have you visited on this trip?

Value	Label	Cases	Percentage
34	Taipei City Hakka Culture Park	0	
35	Taiwan Handcraft Promotion Center	0	
36	Sung Ye Museum of Formosan Aborigines	0	
37	Miniatures Museum of Taiwan	0	
38	Haujiang Park	0	
40	Chinese Culture and Movie Center	0	
41	Taipei Botanical Garden	0	
42	Taipei Astronomical Museum	0	
43	Lin An Tai Old Housestead	0	
45	Da Hu Park	0	
47	Postal Museum	0	
48	Taiwan Hero House	0	
49	Nangang Business Park	0	
50	Taipei Flora Expo Park	0	
51	Huashan 1914 Creative Park	2	0.1%
52	Yongkang Street Commercial District	4	0.2%
53	Taipei Arena	0	
54	Songshan Cultural and Creative Park	0	
55	Bopiliao Old Street	0	
56	Xiangshan	3	0.1%
57	Daan Forest Park	0	
65	Jiufen	25	1.2%
66	Tamshui	10	0.5%
67	Yehliu	12	0.6%
68	Jinguashi	3	0.1%
69	Wulai	0	
70	Yuanwangkeng Park	0	
71	Shihsanhang Museum of Archaeology	3	0.1%
72	Shenkeng Old Street	4	0.2%
73	Dharma Drum Mountain(Jinshan)	1	0.0%
74	Butian lake	0	
75	Shifen Waterfall	17	0.8%
76	Yingge Ceramics Museum	0	
77	Pinxi	7	0.3%
78	Yingge	0	
79	Sanxia	0	
80	Ocean World	0	
81	Juming Museum	0	
82	Pinlin	0	
83	Yun hsien Resort	0	
84	Tianlu Art Center	1	0.0%
85	Sanzhi	0	
86	The Lin Family Mansion and Garden	0	
87	Fulong beach	0	
88	Linkou	0	

# d2l: d2l What tourist spots have you visited on this trip?			
Value	Label	Cases	Percentage
89	Baisha Bay	0	
90	Bitou Cape Park	0	
91	New Taipei City Hakka Museum	0	
92	Formosa Fun Coast	0	
93	Guanyinshan	0	
94	coastline park	0	
95	Qing Shui Zu shi temple	0	
96	Naptune park	0	
97	Green Bay	0	
98	Longdong South Ocean Park	1	0.0%
99	Temple of Eighteen Deities	0	
100	Teresa Teng Memorail Park (Yun Garden)	1	0.0%
103	GuanDu	0	
104	Sandiaoqiao Cape Lighthouse	0	
105	Jingtong	10	0.5%
106	Houtong	4	0.2%
110	The Northeast Coastal Scenic Area	0	
111	Bisha Fishery Harbor	0	
112	Keelung Port	0	
113	Chung-chen Park	0	
114	Patoutzu	0	
115	Peace Island	1	0.0%
116	Lover's Lake	0	
117	Ershawan Gun Emplacement	0	
118	Dawulun Gun Emplacement	0	
119	National Museum of Marine Science & Technology	0	
125	Window On China	0	
126	Dashi	0	
127	Shinmem Dam	0	
128	Cihu	2	0.1%
129	Zhongli	0	
130	Aviation Museum	0	
131	Lala Mountain	0	
132	TaiMall	0	
135	Hsinchu Science Park	0	
136	Nanliao Fishery Harbor	0	
137	Ku Chi Peak	0	
138	Glass Museum	0	
145	Lefoo Village Theme Park	1	0.0%
146	Neiwan	0	
147	Beipu	0	
148	Daba Peak	0	
149	Little Ding-dong Science Park	0	
150	Taian hot Springs	0	
151	Hwataoyao	0	

# d2l: d2l What tourist spots have you visited on this trip?			
Value	Label	Cases	Percentage
160	Sanyi Wood Sculptures (Museum)	0	
161	Shihtoushan(Lion's Head Mountain)	0	
162	Tongsiao Beach Pool	0	
163	West Lake Resort	0	
164	Qiding beach resort	0	
165	Flying Cow Ranch	0	
166	Dahu(Shei-pa National Park)	0	
167	Nanzhuang	0	
170	National Museum of Natural Science	0	
171	Rainbow Village	0	
172	Tunghai University	0	
173	National Taiwan Museum of Fine Arts	0	
174	Sinshe	2	0.1%
175	Lihpao Land	0	
176	Li shan (Pear Mountain)	0	
177	Dasyueshan National Forest Recreation Area	0	
178	Wuling Forest Recereation Area	0	
179	Tiehchenshan Mountain Recreation Area	0	
180	Yuanzui Mountain	0	
181	Gaomei Wetlands	0	
182	Metropolitan Park	0	
183	Dajia	0	
184	Maple Garden	0	
185	Sun Moon Lake	17	0.8%
186	Formosan Aboriginal Culture Village	18	0.8%
187	Cingjing Veterans Farm	15	0.7%
188	Xitou Bamboo Forest	1	0.0%
189	ChungTai Chan Monastery	18	0.8%
190	Jiji	0	
191	Puli	5	0.2%
192	Sing Ling Temple	0	
193	Yushan National Park	0	
194	Puli Distillery	1	0.0%
195	921 Earthquake Museum of Taiwan	0	
196	Guguan	0	
197	Hehuanshan National Forest Recreation Area	1	0.0%
198	Sunlinksea	0	
199	The Nantou County Culture Park	0	
200	Checheng train station	1	0.0%
201	Wushe Scenic Area Recreation Area	0	
202	Shoutian Temple	0	
203	Dongpu Springs	1	0.0%
204	Aowanda National Forest Recreation Area	1	0.0%
206	Lushan Hot Springs	0	
207	Guangxing Paper Factory	0	

d21: d21 What tourist spots have you visited on this trip?

Value	Label	Cases	Percentage
208	Tenshing Kiln Ceramics Cultural Park	0	
215	Lukang Mazu Temple	1	0.0%
216	Lukang Folk Arts Museum	0	
217	Lukang Longshan Temple	0	
218	Baguashan	0	
219	Taiwan Folk Village	0	
220	Confucius Temple (Changhua)	0	
221	Lukang trandtional snacks	0	
222	Lukang Old Street	0	
225	Janfusun Fancy World	4	0.2%
226	Beigan Matsu Temple	0	
227	Caoling	0	
235	Alishan	103	4.8%
236	Fenqihu	1	0.0%
237	Chiayis Farm	0	
238	Dongshih Fishery Harbor	0	
240	Old Fort of Anping (Fort Zeelandia)	12	0.6%
241	Chihkan Tower	10	0.5%
242	Confucius Temple (Tainan)	10	0.5%
243	Koxinga Shrine (Yanping Junwang Temple)	4	0.2%
244	Anping Port National Historical Scenic Area	2	0.1%
245	Eternal Golden Castle	8	0.4%
246	Tainan Grand Matsu Temple	0	
247	Luermen Tienhogong Temple	0	
248	Xishu Golden Beach	0	
249	Official God of War Temple (Sacrificial Rites Martial Temple	0	
250	Wufei Temple (Five Consorts Temple)	0	
251	Sicao Mangrove Preserve	0	
252	Southern Taiwan Science Park	0	
253	Ten Drum Rende Suger Culture and Creativety Park	0	
254	Chimei Museum	0	
255	Taiwan Salt Museum	0	
260	Guanziling	0	
261	Qigu Birdseeing	0	
262	Wushantou Reservoir Scenic Area	1	0.0%
263	Tsengwen Reservoir Scenic Area	0	
264	Dakeng Recreation Farm	0	
265	Tsou-Ma-Lai Farm	0	
270	Love River	85	3.9%
271	Sizhiwan Bay	407	18.8%
272	Lotus Lake	14	0.6%
273	Qijin Seaside Park	13	0.6%
274	Shou Shan(Shou Shan Zoo)	0	
275	Dragon and Tiger Pagodas	1	0.0%
276	Urban Spotlight	0	

d2l: d2l What tourist spots have you visited on this trip?

Value	Label	Cases	Percentage
277	Kaohsiung 85 Building	1	0.0%
278	Spring and Autumn Pavilions	0	
279	Confucius Temple (Kaohsiung)	0	
280	Kaohsiung Port	1	0.0%
281	Blue Lagoon Water Theme Park	0	
282	Kaohsiung Museum of History	0	
283	Chijin Mazu Temple	0	
284	National Science and Technology Museum	0	
285	Kaohsiung Museum of Fine Arts	0	
286	Dream Mall	12	0.6%
287	New Juejiang Shopping Area	1	0.0%
288	Gushan Ferry Station	0	
289	Central Park (Kaohsiung)	1	0.0%
290	Former British Consulate	5	0.2%
291	Teresa Teng Memorial Hall	61	2.8%
292	EDA World	1	0.0%
293	Kaohsiung Arena	0	
294	Pier-2 Art Cneter	1	0.0%
295	Fo Kuang Shan	31	1.4%
296	Cheng Ching Lake	1	0.0%
297	Meinong Hakka Cultural Village	0	
298	Baolai and Bulao Springs	0	
299	Maolin National Scenic Area	0	
300	Liugui Service Area	0	
301	Jiaxian	0	
302	Meishan Visitor Center	0	
303	Kaohsiung Farm	0	
304	Tengzhi National Forest Recreation Area	0	
305	Shihba Luohan Shan	0	
306	Saijia Service Area (Saijia Aviation Park)	0	
307	Sugar Industry Cultural Park	0	
314	Houbihu	9	0.4%
315	Kenting National Park	362	16.7%
317	National Museum of Marine Biology and Aquarium	4	0.2%
318	Fangliau Township	0	
319	Sichongxi	2	0.1%
320	Jialeshuei Scenic Area	1	0.0%
321	Kenting Space Port	0	
322	Nanwan Beach Recreation Area	7	0.3%
323	Dapeng Bay National Scenic Area	0	
324	Kenting Sea Pool	0	
325	Liuqiu (Shiaoliuqiu)	0	
326	Sandimen	0	
327	Chuanfan Rock	4	0.2%
328	Hengchun Ancient City	36	1.7%

d2l: d2l What tourist spots have you visited on this trip?

Value	Label	Cases	Percentage
329	Liudui Hakka Cultural Park	0	
330	Jiaosi	4	0.2%
331	Tung Shan Science Area	1	0.0%
332	Taipingshan	0	
333	Suao Cold Springs	1	0.0%
334	Wufengqi Scenic Area	0	
335	Guishan Island (Turtle Island)	0	
336	Fushan Botanical Garden	0	
337	Toucheng Recreation Farm	0	
338	Nanfangao	0	
339	Taipingshan National Forest Recreation Area	0	
340	Toucheng Sea Pool	0	
341	Chilan Forest Playground	0	
342	Caoling Historic Trail	0	
343	Wushih Harbor	0	
344	Da River (Daxi) Honeymoon Bay	0	
345	National Center for Traditional Arts	0	
346	Lanyang Museum	0	
350	Taroko, Tienhsiang	230	10.6%
351	Hualien Farglory Ocean Park	0	
352	Qixing Lake (Qixingtai)	102	4.7%
353	Amis Cultural Village	3	0.1%
354	Liyu (Carp) Lake	2	0.1%
355	Shin Kong Chao Feng Ranch & Resort	4	0.2%
356	Ruisui Hongye Springs	4	0.2%
357	Xiuguluan River Rafting Area	0	
358	Wenshan Springs	0	
360	National DongHua University	0	
361	Hualien Seaside Park	0	
362	Whale and Dolphine Watching Tour along East Coast	2	0.1%
363	Hualien Sugar Factory	0	
364	Shitiping	1	0.0%
365	Hualien Tzuchi	0	
366	Mataian Wetland Ecological Park	0	
367	Liushidan Mountain	0	
370	Chihpen	49	2.3%
371	Sanxiantai (Terrace of the Three Immortals)	17	0.8%
372	Lu Tao (Green Island)	0	
373	Baxian Cave (Baxiandong)	10	0.5%
374	Xiaoyeliu (Jialulan)	0	
375	Beinan Cultural Park	0	
376	Guanshan Water Park	0	
377	Chulu Pasture	0	
378	Taitung Veterans Farm	0	
379	Lanyu (Orchid Island)	0	

d2l: d2l What tourist spots have you visited on this trip?

Value	Label	Cases	Percentage
380	National Museum of Prehistory	0	
381	Chengkong Harbor	0	
382	Water Running Up	43	2.0%
383	Dulan Mountain	0	
384	Taitung Forest Park	0	
385	Penghu National Scenic Area	2	0.1%
386	Jibei Island	0	
387	Qimei Island	0	
390	Cihu (Kinmen)	0	
391	Kinmen National Park	0	
392	Taoshan	0	
393	Guniungtou War Museum	0	
394	Kinmen Folk Culture Village	0	
395	Juguang Tower	0	
396	Taiwu Mountain	0	
397	Kinmen Liquor Factory	0	
398	Wujiang River Estuary	0	
399	Sun Yat-sen Memorial Forest	0	
405	Qinbi Village	0	
406	Bishan Sightseeing Platform	0	
801	Shilin Night Market	55	2.5%
802	Huaxi Street (Snake Alley) Night Market	9	0.4%
803	Raohe Street Night Market	19	0.9%
804	Shida Night Market	19	0.9%
805	Linjiang St. Night Market	1	0.0%
806	Gongguan Night Market	2	0.1%
807	Tihua Street Night Market	0	
808	Ningxia Night Market	26	1.2%
809	Nanjichang Night Market	0	
810	Jingmei Night Market	0	
811	Liaoning Street Night Market	0	
812	Yansan Night Market	0	
813	Other Night Markets in Taipei City	0	
815	Yonghe Lehua Night Market	0	
816	Banciao Nanya Night Market	1	0.0%
817	Sinjhuang Night Market	0	
818	Jhonghe Singnan Night Market	0	
819	Fuda Garden Night Market	0	
820	Sanho Night Market,	0	
821	Other Night Markets in New Taipei City	0	
825	Keelung Miaokou Tourist Night Market	0	
826	Other Night Markets in Keelung City	0	
830	Jhongli Sinmin Night Market	0	
831	Taoyuan Tourist Night Market	0	
832	Other Night Markets in Taoyuan County	1	0.0%

# d2l: d2l What tourist spots have you visited on this trip?			
Value	Label	Cases	Percentage
834	Chenghuang Temple Night Market	1	0.0%
835	Other Night Markets in Hsinchu City	0	
838	Other Night Markets in Hsinchu County	0	
840	Other Night Markets in Miaoli County	0	
843	Fongjia Night Market	6	0.3%
844	Jhonghua Night Market	0	
845	Yizhong Street Night Market	3	0.1%
846	Other Night Markets in Taichung City	0	
849	Other Night Market in Nantou County	0	
851	Other Night Markets in Changhua County	0	
853	Other Night Markets in Yunlin County	0	
855	Wenhua Rd. Night Market	1	0.0%
856	Other Night Markets in Chiayi City	0	
858	Other Night Markets in Chiayi County	0	
860	Siaobei Night Market	0	
861	Huayuan Night Market in Tainan City	0	
862	Other Night Markets in Tainan City	0	
863	Other Night Markets in Tainan City	0	
865	Liuhe Night Market	25	1.2%
866	Sinsing Night Market	0	
867	Rueifong Night Market	2	0.1%
868	Jin-Zuan Night Market	0	
869	Kaisyuan Night Market	0	
870	Other Night Markets in Kaohsiung City	0	
871	Minzu Rd. Night Market	0	
872	Other Night Markets in Pingtung County	0	
874	Luodong Night Market	5	0.2%
875	Other Night Markets in Yilan County	0	
877	Nanbin Night Market	1	0.0%
878	Ziqiang Night Market	3	0.1%
879	Huayuan Night Market in Hualien County	0	
880	Other Night Markets in Taitung County	0	
883	Other Night Markets in Penghu County	0	
885	Other Night Markets in Kinmen County	0	
Sysmiss		5072	
Warning: these figures indicate the number of cases found in the data file. They cannot be interpreted as summary statistics of the population of interest.			
# d2m: d2m What tourist spots have you visited on this trip?			
Information	[Type= discrete] [Format=numeric] [Range= 1-885] [Missing=*]		
Statistics [NW/ W]	[Valid=1869 /-] [Invalid=5370 /-]		
Value	Label	Cases	Percentage
1	Taipei 101	6	0.3%
2	National Palace Museum	11	0.6%
3	Chiang Kai-shek Memorial Hall	10	0.5%
4	Xinyi Shopping District	4	0.2%

d2m: d2m What tourist spots have you visited on this trip?

Value	Label	Cases	Percentage
5	Xiemending	11	0.6%
6	Taipei Martyr's Shrine	3	0.2%
7	Eastern Distric of Taipei	6	0.3%
8	Longshan Temple	4	0.2%
9	Yangmingshan National Park	4	0.2%
10	Beitou	8	0.4%
11	Taipei Station Commercial District	4	0.2%
12	Presidential Office Building	3	0.2%
13	Maokong Area	5	0.3%
14	Taipei Zoo	0	
15	Taipei Metro Underground Market	0	
16	Wufenpu Garment Wholesale Area	1	0.1%
17	Miramar Entertainment Park(Ferris Wheel)	2	0.1%
18	Dr. Sun Yat-sen Memorail Hall	3	0.2%
19	Hsing Tian Kong (Xingtian Temple)	1	0.1%
20	Guanghua Digital Plaza	0	
21	Taipei Fine Art Museum(Taipei Story House)	0	
22	Yuanshan	1	0.1%
23	Taipei Confucius Temple	0	
24	Shihlin Official Residence	6	0.3%
25	Red House	0	
26	Tianmu	0	
27	Dalongdong Baoan Temple	0	
28	228 Peace Memorial Park	2	0.1%
29	Taipei Film House	0	
30	National Museum of History	0	
31	Museum of Contemporary Art	1	0.1%
32	Jianguo Holiday Commercial District	0	
33	Taipei Municipal Children's Recreation Center	0	
34	Taipei City Hakka Culture Park	0	
35	Taiwan Handcraft Promotion Center	0	
36	Sung Ye Museum of Formosan Aborigines	0	
37	Miniatures Museum of Taiwan	1	0.1%
38	Haujiang Park	0	
40	Chinese Culture and Movie Center	0	
41	Taipei Botanical Garden	0	
42	Taipei Astronomical Museum	0	
43	Lin An Tai Old Housestead	0	
45	Da Hu Park	0	
47	Postal Museum	0	
48	Taiwan Hero House	0	
49	Nangang Business Park	0	
50	Taipei Flora Expo Park	0	
51	Huashan 1914 Creative Park	0	
52	Yongkang Street Commercial District	2	0.1%

# d2m: d2m What tourist spots have you visited on this trip?			
Value	Label	Cases	Percentage
53	Taipei Arena	0	
54	Songshan Cultural and Creative Park	1	0.1%
55	Bopiliao Old Street	0	
56	Xiangshan	1	0.1%
57	Daan Forest Park	0	
65	Jiufen	20	1.1%
66	Tamshui	5	0.3%
67	Yehliu	5	0.3%
68	Jinguashi	4	0.2%
69	Wulai	1	0.1%
70	Yuanwangkeng Park	0	
71	Shihsanhang Museum of Archaeology	0	
72	Shenkeng Old Street	1	0.1%
73	Dharma Drum Mountain(Jinshan)	1	0.1%
74	Butian lake	0	
75	Shifen Waterfall	6	0.3%
76	Yingge Ceramics Museum	0	
77	Pinxi	4	0.2%
78	Yingge	2	0.1%
79	Sanxia	0	
80	Ocean World	1	0.1%
81	Juming Museum	0	
82	Pinlin	0	
83	Yun hsien Resort	0	
84	Tianlu Art Center	0	
85	Sanzhi	0	
86	The Lin Family Mansion and Garden	0	
87	Fulong beach	0	
88	Linkou	0	
89	Baisha Bay	0	
90	Bitou Cape Park	0	
91	New Taipei City Hakka Museum	0	
92	Formosa Fun Coast	0	
93	Guanyinshan	0	
94	coastline park	0	
95	Qing Shui Zu shi temple	0	
96	Naptune park	0	
97	Green Bay	0	
98	Longdong South Ocean Park	0	
99	Temple of Eighteen Deities	0	
100	Teresa Teng Memorail Park (Yun Garden)	0	
103	GuanDu	0	
104	SandiaoJiao Cape Lighthouse	0	
105	Jingtong	2	0.1%
106	Houtong	3	0.2%

d2m: d2m What tourist spots have you visited on this trip?

Value	Label	Cases	Percentage
110	The Northeast Coastal Scenic Area	0	
111	Bisha Fishery Harbor	0	
112	Keelung Port	0	
113	Chung-chen Park	0	
114	Patoutzu	0	
115	Peace Island	1	0.1%
116	Lover's Lake	0	
117	Ershawan Gun Emplacement	0	
118	Dawulun Gun Emplacement	0	
119	National Museum of Marine Science & Technology	0	
125	Window On China	1	0.1%
126	Dashi	2	0.1%
127	Shinmem Dam	0	
128	Cihu	1	0.1%
129	Zhongli	0	
130	Aviation Museum	0	
131	Lala Mountain	0	
132	TaiMall	0	
135	Hsinchu Science Park	0	
136	Nanliao Fishery Harbor	0	
137	Ku Chi Peak	0	
138	Glass Museum	0	
145	Leofoo Village Theme Park	0	
146	Neiwan	0	
147	Beipu	0	
148	Daba Peak	0	
149	Little Ding-dong Science Park	0	
150	Taian hot Springs	0	
151	Hwataoyao	0	
160	Sanyi Wood Sculptures (Museum)	0	
161	Shihtoushan(Lion's Head Mountain)	0	
162	Tongsiao Beach Pool	0	
163	West Lake Resort	0	
164	Qiding beach resort	0	
165	Flying Cow Ranch	0	
166	Dahu(Shei-pa National Park)	0	
167	Nanzhuang	0	
170	National Museum of Natural Science	1	0.1%
171	Rainbow Village	0	
172	Tunghai University	0	
173	National Taiwan Museum of Fine Arts	1	0.1%
174	Sinshe	0	
175	Lihpao Land	1	0.1%
176	Li shan (Pear Mountain)	0	
177	Dasyueshan National Forest Recreation Area	0	

d2m: d2m What tourist spots have you visited on this trip?

Value	Label	Cases	Percentage
178	Wuling Forest Recereation Area	0	
179	Tiehchenshan Mountain Recreation Area	0	
180	Yuanzui Mountain	0	
181	Gaomei Wetlands	0	
182	Metropolitan Park	0	
183	Dajia	0	
184	Maple Garden	0	
185	Sun Moon Lake	6	0.3%
186	Formosan Aboriginal Culture Village	3	0.2%
187	Cingjing Veterans Farm	18	1.0%
188	Xitou Bamboo Forest	2	0.1%
189	ChungTai Chan Monastery	4	0.2%
190	Jiji	1	0.1%
191	Puli	3	0.2%
192	Sing Ling Temple	0	
193	Yushan National Park	0	
194	Puli Distillery	0	
195	921 Earthquake Museum of Taiwan	0	
196	Guguan	0	
197	Hehuanshan National Forest Recreation Area	1	0.1%
198	Sunlinksea	0	
199	The Nantou County Culture Park	0	
200	Checheng train station	0	
201	Wushe Scenic Area Recreation Area	0	
202	Shoutian Temple	0	
203	Dongpu Springs	0	
204	Aowanda National Forest Recreation Area	0	
206	Lushan Hot Springs	1	0.1%
207	Guangxing Paper Factory	0	
208	Tenshing Kiln Ceramics Cultural Park	0	
215	Lukang Mazu Temple	0	
216	Lukang Folk Arts Museum	0	
217	Lukang Longshan Temple	0	
218	Baguashan	0	
219	Taiwan Folk Village	0	
220	Confucius Temple (Changhua)	0	
221	Lukang trandtional snacks	0	
222	Lukang Old Street	0	
225	Janfusun Fancy World	1	0.1%
226	Beigan Matsu Temple	0	
227	Caoling	0	
235	Alishan	14	0.7%
236	Fenqihu	1	0.1%
237	Chiayis Farm	0	
238	Dongshih Fishery Harbor	0	

d2m: d2m What tourist spots have you visited on this trip?

Value	Label	Cases	Percentage
240	Old Fort of Anping (Fort Zeelandia)	3	0.2%
241	Chihkan Tower	9	0.5%
242	Confucius Temple (Tainan)	4	0.2%
243	Koxinga Shrine (Yanping Junwang Temple)	2	0.1%
244	Anping Port National Historical Scenic Area	1	0.1%
245	Eternal Golden Castle	2	0.1%
246	Tainan Grand Matsu Temple	1	0.1%
247	Luermen Tienhogong Temple	0	
248	Xishu Golden Beach	0	
249	Official God of War Temple (Sacrificial Rites Martial Temple	0	
250	Wufei Temple (Five Consorts Temple)	0	
251	Sicao Mangrove Preserve	1	0.1%
252	Southern Taiwan Science Park	0	
253	Ten Drum Rende Suger Culture and Creativety Park	0	
254	Chimei Museum	0	
255	Taiwan Salt Museum	0	
260	Guanziling	0	
261	Qigu Birdseeing	0	
262	Wushantou Reservoir Scenic Area	0	
263	Tsengwen Reservoir Scenic Area	0	
264	Dakeng Recreation Farm	0	
265	Tsou-Ma-Lai Farm	0	
270	Love River	28	1.5%
271	Sizhiwan Bay	155	8.3%
272	Lotus Lake	3	0.2%
273	Qijin Seaside Park	6	0.3%
274	Shou Shan(Shou Shan Zoo)	0	
275	Dragon and Tiger Pagodas	1	0.1%
276	Urban Spotlight	0	
277	Kaohsiung 85 Building	4	0.2%
278	Spring and Autumn Pavilions	0	
279	Confucius Temple (Kaohsiung)	1	0.1%
280	Kaohsiung Port	0	
281	Blue Lagoon Water Theme Park	0	
282	Kaohsiung Museum of History	0	
283	Chijin Mazu Temple	0	
284	National Science and Technology Museum	0	
285	Kaohsiung Museum of Fine Arts	0	
286	Dream Mall	10	0.5%
287	New Juejiang Shopping Area	0	
288	Gushan Ferry Station	0	
289	Central Park (Kaohsiung)	0	
290	Former British Consulate	2	0.1%
291	Teresa Teng Memorial Hall	42	2.2%
292	EDA World	5	0.3%

d2m: d2m What tourist spots have you visited on this trip?

Value	Label	Cases	Percentage
293	Kaohsiung Arena	0	
294	Pier-2 Art Cneter	5	0.3%
295	Fo Kuang Shan	12	0.6%
296	Cheng Ching Lake	0	
297	Meinong Hakka Cultural Village	2	0.1%
298	Baolai and Bulao Springs	0	
299	Maolin National Scenic Area	0	
300	Liugui Service Area	0	
301	Jiaxian	0	
302	Meishan Visitor Center	0	
303	Kaohsiung Farm	0	
304	Tengzhi National Forest Recreation Area	0	
305	Shihba Luohan Shan	0	
306	Saijia Service Area (Saijia Aviation Park)	0	
307	Sugar Industry Cultural Park	0	
314	Houbihu	3	0.2%
315	Kenting National Park	403	21.6%
317	National Museum of Marine Biology and Aquarium	1	0.1%
318	Fangliau Township	0	
319	Sichongxi	1	0.1%
320	Jialeshuei Scenic Area	4	0.2%
321	Kenting Space Port	0	
322	Nanwan Beach Recreation Area	8	0.4%
323	Dapeng Bay National Scenic Area	0	
324	Kenting Sea Pool	0	
325	Liuqiu (Shiaoliuqiu)	1	0.1%
326	Sandimen	0	
327	Chuanfan Rock	3	0.2%
328	Hengchun Ancient City	43	2.3%
329	Liudui Hakka Cultural Park	0	
330	Jiaosi	2	0.1%
331	Tung Shan Science Area	0	
332	Taipingshan	0	
333	Suao Cold Springs	0	
334	Wufengqi Scenic Area	0	
335	Guishan Island (Turtle Island)	0	
336	Fushan Botanical Garden	0	
337	Toucheng Recreation Farm	0	
338	Nanfangao	3	0.2%
339	Taipingshan National Forest Recreation Area	0	
340	Toucheng Sea Pool	0	
341	Chilan Forest Playground	0	
342	Caoling Historic Trail	0	
343	Wushih Harbor	0	
344	Da River (Daxi) Honeymoon Bay	0	

d2m: d2m What tourist spots have you visited on this trip?

Value	Label	Cases	Percentage
345	National Center for Traditional Arts	1	0.1%
346	Lanyang Museum	0	
350	Taroko, Tienhsiang	348	18.6%
351	Hualien Farglory Ocean Park	0	
352	Qixing Lake (Qixingtian)	156	8.3%
353	Amis Cultural Village	5	0.3%
354	Liyu (Carp) Lake	1	0.1%
355	Shin Kong Chao Feng Ranch & Resort	2	0.1%
356	Ruisui Hongye Springs	5	0.3%
357	Xiuguluan River Rafting Area	1	0.1%
358	Wenshan Springs	0	
360	National DongHua University	0	
361	Hualien Seaside Park	0	
362	Whale and Dolphine Watching Tour along East Coast	1	0.1%
363	Hualien Sugar Factory	0	
364	Shitiping	2	0.1%
365	Hualien Tzuchi	0	
366	Mataian Wetland Ecological Park	0	
367	Liushidan Mountain	0	
370	Chihpen	66	3.5%
371	Sanxiantai (Terrace of the Three Immortals)	32	1.7%
372	Lu Tao (Green Island)	1	0.1%
373	Baxian Cave (Baxiandong)	16	0.9%
374	Xiaoyeliu (Jialulan)	0	
375	Beinan Cultural Park	0	
376	Guanshan Water Park	0	
377	Chulu Pasture	0	
378	Taitung Veterans Farm	0	
379	Lanyu (Orchid Island)	0	
380	National Museum of Prehistory	0	
381	Chengkong Harbor	0	
382	Water Running Up	53	2.8%
383	Dulan Mountain	0	
384	Taitung Forest Park	0	
385	Penghu National Scenic Area	3	0.2%
386	Jibei Island	0	
387	Qimei Island	0	
390	Cihu (Kinmen)	0	
391	Kinmen National Park	1	0.1%
392	Taoshan	1	0.1%
393	Guniungtou War Museum	0	
394	Kinmen Folk Culture Village	0	
395	Juguang Tower	0	
396	Taiwu Mountain	0	
397	Kinmen Liquor Factory	0	

d2m: d2m What tourist spots have you visited on this trip?

Value	Label	Cases	Percentage
398	Wujiang River Estuary	0	
399	Sun Yat-sen Memorial Forest	0	
405	Qinbi Village	0	
406	Bishan Sightseeing Platform	0	
801	Shilin Night Market	47	2.5%
802	Huaxi Street (Snake Alley) Night Market	2	0.1%
803	Raohe Street Night Market	15	0.8%
804	Shida Night Market	24	1.3%
805	Linjiang St. Night Market	0	
806	Gongguan Night Market	0	
807	Tihua Street Night Market	0	
808	Ningxia Night Market	29	1.6%
809	Nanjichang Night Market	0	
810	Jingmei Night Market	0	
811	Liaoning Street Night Market	1	0.1%
812	Yansan Night Market	0	
813	Other Night Markets in Taipei City	0	
815	Yonghe Lehua Night Market	0	
816	Banciao Nanya Night Market	1	0.1%
817	Sinjhuang Night Market	0	
818	Jhonghe Singnan Night Market	0	
819	Fuda Garden Night Market	0	
820	Sanho Night Market,	1	0.1%
821	Other Night Markets in New Taipei City	0	
825	Keelung Miaokou Tourist Night Market	6	0.3%
826	Other Night Markets in Keelung City	0	
830	Jhongli Sinmin Night Market	1	0.1%
831	Taoyuan Tourist Night Market	0	
832	Other Night Markets in Taoyuan County	0	
834	Chenghuang Temple Night Market	0	
835	Other Night Markets in Hsinchu City	0	
838	Other Night Markets in Hsinchu County	0	
840	Other Night Markets in Miaoli County	0	
843	Fongjia Night Market	5	0.3%
844	Jhonghua Night Market	0	
845	Yizhong Street Night Market	6	0.3%
846	Other Night Markets in Taichung City	0	
849	Other Night Market in Nantou County	0	
851	Other Night Markets in Changhua County	0	
853	Other Night Markets in Yunlin County	0	
855	Wenhua Rd. Night Market	0	
856	Other Night Markets in Chiayi City	0	
858	Other Night Markets in Chiayi County	0	
860	Siaobei Night Market	0	
861	Huayuan Night Market in Tainan City	0	

# d2m: d2m What tourist spots have you visited on this trip?			
Value	Label	Cases	Percentage
862	Other Night Markets in Tainan City	0	
863	Other Night Markets in Tainan City	0	
865	Liuhe Night Market	31	1.7%
866	Sinsing Night Market	0	
867	Rueifong Night Market	3	0.2%
868	Jin-Zuan Night Market	1	0.1%
869	Kaisyuan Night Market	0	
870	Other Night Markets in Kaohsiung City	0	
871	Minzu Rd. Night Market	0	
872	Other Night Markets in Pingtung County	3	0.2%
874	Luodong Night Market	3	0.2%
875	Other Night Markets in Yilan County	0	
877	Nanbin Night Market	1	0.1%
878	Ziqiang Night Market	4	0.2%
879	Huayuan Night Market in Hualien County	0	
880	Other Night Markets in Taitung County	0	
883	Other Night Markets in Penghu County	0	
885	Other Night Markets in Kinmen County	0	
Sysmiss		5370	
Warning: these figures indicate the number of cases found in the data file. They cannot be interpreted as summary statistics of the population of interest.			
# d2n: d2n What tourist spots have you visited on this trip?			
Information	[Type= discrete] [Format=numeric] [Range= 1-885] [Missing=*]		
Statistics [NW/ W]	[Valid=1544 /-] [Invalid=5695 /-]		
Value	Label	Cases	Percentage
1	Taipei 101	7	0.5%
2	National Palace Museum	10	0.6%
3	Chiang Kai-shek Memorial Hall	13	0.8%
4	Xinyi Shopping District	4	0.3%
5	Xiemending	9	0.6%
6	Taipei Martyr's Shrine	4	0.3%
7	Eastern Distric of Taipei	6	0.4%
8	Longshan Temple	5	0.3%
9	Yangmingshan National Park	2	0.1%
10	Beitou	5	0.3%
11	Taipei Station Commercial District	5	0.3%
12	Presidential Office Building	6	0.4%
13	Maokong Area	0	
14	Taipei Zoo	1	0.1%
15	Taipei Metro Underground Market	0	
16	Wufenpu Garment Wholesale Area	0	
17	Miramar Entertainment Park(Ferris Wheel)	2	0.1%
18	Dr. Sun Yat-sen Memorail Hall	2	0.1%
19	Hsing Tian Kong (Xingtian Temple)	0	
20	Guanghua Digital Plaza	0	

# d2n: d2n What tourist spots have you visited on this trip?			
Value	Label	Cases	Percentage
21	Taipei Fine Art Museum(Taipei Story House)	0	
22	Yuanshan	1	0.1%
23	Taipei Confucius Temple	0	
24	Shihlin Official Residence	3	0.2%
25	Red House	0	
26	Tianmu	0	
27	Dalongdong Baoan Temple	0	
28	228 Peace Memorial Park	0	
29	Taipei Film House	0	
30	National Museum of History	0	
31	Museum of Contemporary Art	0	
32	Jianguo Holiday Commercial District	0	
33	Taipei Municipal Children's Recreation Center	0	
34	Taipei City Hakka Culture Park	0	
35	Taiwan Handcraft Promotion Center	0	
36	Sung Ye Museum of Formosan Aborigines	0	
37	Miniatures Museum of Taiwan	0	
38	Haujiang Park	0	
40	Chinese Culture and Movie Center	0	
41	Taipei Botanical Garden	0	
42	Taipei Astronomical Museum	0	
43	Lin An Tai Old Housestead	0	
45	Da Hu Park	0	
47	Postal Museum	0	
48	Taiwan Hero House	0	
49	Nangang Business Park	0	
50	Taipei Flora Expo Park	1	0.1%
51	Huashan 1914 Creative Park	1	0.1%
52	Yongkang Street Commercial District	1	0.1%
53	Taipei Arena	0	
54	Songshan Cultural and Creative Park	0	
55	Bopiliao Old Street	0	
56	Xiangshan	0	
57	Daan Forest Park	0	
65	Jiufen	6	0.4%
66	Tamshui	5	0.3%
67	Yehliu	3	0.2%
68	Jinguashi	2	0.1%
69	Wulai	0	
70	Yuanwangkeng Park	0	
71	Shihsanhang Museum of Archaeology	0	
72	Shenkeng Old Street	0	
73	Dharma Drum Mountain(Jinshan)	0	
74	Butian lake	1	0.1%
75	Shifen Waterfall	6	0.4%

# d2n: d2n What tourist spots have you visited on this trip?			
Value	Label	Cases	Percentage
76	Yingge Ceramics Museum	0	
77	Pinxi	4	0.3%
78	Yingge	0	
79	Sanxia	1	0.1%
80	Ocean World	0	
81	Juming Museum	0	
82	Pinlin	0	
83	Yun hsien Resort	0	
84	Tianlu Art Center	0	
85	Sanzhi	0	
86	The Lin Family Mansion and Garden	1	0.1%
87	Fulong beach	0	
88	Linkou	0	
89	Baisha Bay	0	
90	Bitou Cape Park	0	
91	New Taipei City Hakka Museum	0	
92	Formosa Fun Coast	0	
93	Guanyinshan	0	
94	coastline park	0	
95	Qing Shui Zu shi temple	0	
96	Naptune park	0	
97	Green Bay	0	
98	Longdong South Ocean Park	0	
99	Temple of Eighteen Deities	0	
100	Teresa Teng Memorail Park (Yun Garden)	0	
103	GuanDu	0	
104	Sandiaoajiao Cape Lighthouse	0	
105	Jingtong	1	0.1%
106	Houtong	3	0.2%
110	The Northeast Coastal Scienic Area	1	0.1%
111	Bisha Fishery Harbor	0	
112	Keelung Port	0	
113	Chung-chen Park	0	
114	Patoutzu	0	
115	Peace Island	0	
116	Lover's Lake	0	
117	Ershawan Gun Emplacement	0	
118	Dawulun Gun Emplacemnt	0	
119	National Museum of Marine Science & Technology	0	
125	Window On China	0	
126	Dashi	0	
127	Shinmem Dam	0	
128	Cihu	1	0.1%
129	Zhongli	0	
130	Aviation Museum	0	

# d2n: d2n What tourist spots have you visited on this trip?			
Value	Label	Cases	Percentage
131	Lala Mountain	0	
132	TaiMall	0	
135	Hsinchu Science Park	0	
136	Nanliao Fishery Harbor	0	
137	Ku Chi Peak	0	
138	Glass Museum	0	
145	Leofoo Village Theme Park	0	
146	Neiwan	0	
147	Beipu	0	
148	Daba Peak	0	
149	Little Ding-dong Science Park	0	
150	Taian hot Springs	0	
151	Hwataoyao	0	
160	Sanyi Wood Sculptures (Museum)	0	
161	Shihtoushan(Lion's Head Mountain)	0	
162	Tongsiao Beach Pool	0	
163	West Lake Resort	0	
164	Qiding beach resort	0	
165	Flying Cow Ranch	0	
166	Dahu(Shei-pa National Park)	0	
167	Nanzhuang	0	
170	National Museum of Natural Science	0	
171	Rainbow Village	0	
172	Tunghai University	0	
173	National Taiwan Museum of Fine Arts	0	
174	Sinshe	1	0.1%
175	Lihpao Land	0	
176	Li shan (Pear Mountain)	0	
177	Dasyueshan National Forest Recreation Area	0	
178	Wuling Forest Recreation Area	0	
179	Tiehchenshan Mountain Recreation Area	0	
180	Yuanzui Mountain	0	
181	Gaomei Wetlands	2	0.1%
182	Metropolitan Park	0	
183	Dajia	0	
184	Maple Garden	0	
185	Sun Moon Lake	3	0.2%
186	Formosan Aboriginal Culture Village	3	0.2%
187	Cingjing Veterans Farm	4	0.3%
188	Xitou Bamboo Forest	0	
189	ChungTai Chan Monastery	1	0.1%
190	Jiji	0	
191	Puli	7	0.5%
192	Sing Ling Temple	0	
193	Yushan National Park	0	

# d2n: d2n What tourist spots have you visited on this trip?			
Value	Label	Cases	Percentage
194	Puli Distillery	0	0.1%
195	921 Earthquake Museum of Taiwan	0	
196	Guguan	0	
197	Hehuanshan National Forest Recreation Area	1	
198	Sunlinksea	0	
199	The Nantou County Culture Park	0	
200	Checheng train station	0	
201	Wushe Scenic Area Recreation Area	0	
202	Shoutian Temple	0	
203	Dongpu Springs	0	
204	Aowanda National Forest Recreation Area	0	
206	Lushan Hot Springs	0	
207	Guangxing Paper Factory	0	
208	Tenshing Kiln Ceramics Cultural Park	0	
215	Lukang Mazu Temple	0	
216	Lukang Folk Arts Museum	0	
217	Lukang Longshan Temple	0	
218	Baguashan	0	
219	Taiwan Folk Village	0	
220	Confucius Temple (Changhua)	0	
221	Lukang tranditional snacks	0	
222	Lukang Old Street	0	0.3%
225	Janfusun Fancy World	0	
226	Beigan Matsu Temple	0	
227	Caoling	0	
235	Alishan	4	
236	Fenqihu	0	
237	Chiayis Farm	0	
238	Dongshih Fishery Harbor	0	
240	Old Fort of Anping (Fort Zeelandia)	0	
241	Chihkan Tower	0	
242	Confucius Temple (Tainan)	4	0.3%
243	Koxinga Shrine (Yanping Junwang Temple)	1	0.1%
244	Anping Port National Historical Scenic Area	2	0.1%
245	Eternal Golden Castle	1	0.1%
246	Tainan Grand Matsu Temple	0	0.1%
247	Luermen Tienhogong Temple	1	
248	Xishu Golden Beach	0	
249	Official God of War Temple (Sacrificial Rites Martial Temple	0	
250	Wufei Temple (Five Consorts Temple)	0	
251	Sicao Mangrove Preserve	0	
252	Southern Taiwan Science Park	0	
253	Ten Drum Rende Suger Culture and Creativety Park	0	
254	Chimei Museum	0	
255	Taiwan Salt Museum	0	

# d2n: d2n What tourist spots have you visited on this trip?			
Value	Label	Cases	Percentage
260	Guanziling	0	
261	Qigu Birdseeing	0	
262	Wushantou Reservoir Scenic Area	0	
263	Tsengwen Reservoir Scenic Area	0	
264	Dakeng Recreation Farm	0	
265	Tsou-Ma-Lai Farm	0	
270	Love River	13	0.8%
271	Sizhiwan Bay	29	1.9%
272	Lotus Lake	1	0.1%
273	Qijin Seaside Park	5	0.3%
274	Shou Shan(Shou Shan Zoo)	0	
275	Dragon and Tiger Pagodas	0	
276	Urban Spotlight	0	
277	Kaohsiung 85 Building	1	0.1%
278	Spring and Autumn Pavilions	0	
279	Confucius Temple (Kaohsiung)	2	0.1%
280	Kaohsiung Port	1	0.1%
281	Blue Lagoon Water Theme Park	0	
282	Kaohsiung Museum of History	0	
283	Chijin Mazu Temple	0	
284	National Science and Technology Museum	0	
285	Kaohsiung Museum of Fine Arts	1	0.1%
286	Dream Mall	3	0.2%
287	New Juejiang Shopping Area	3	0.2%
288	Gushan Ferry Station	0	
289	Central Park (Kaohsiung)	0	
290	Former British Consulate	3	0.2%
291	Teresa Teng Memorial Hall	3	0.2%
292	EDA World	0	
293	Kaohsiung Arena	0	
294	Pier-2 Art Cneter	6	0.4%
295	Fo Kuang Shan	7	0.5%
296	Cheng Ching Lake	0	
297	Meinong Hakka Cultural Village	2	0.1%
298	Baolai and Bulao Springs	0	
299	Maolin National Scenic Area	0	
300	Liugui Service Area	0	
301	Jiaxian	0	
302	Meishan Visitor Center	0	
303	Kaohsiung Farm	0	
304	Tengzhi National Forest Recreation Area	0	
305	Shihba Luohan Shan	0	
306	Saijia Service Area (Saijia Aviation Park)	0	
307	Sugar Industry Cultural Park	0	
314	Houbihu	8	0.5%

d2n: d2n What tourist spots have you visited on this trip?

Value	Label	Cases	Percentage
315	Kenting National Park	161	10.4%
317	National Museum of Marine Biology and Aquarium	5	0.3%
318	Fangliao Township	0	
319	Sichongxi	1	0.1%
320	Jialeshuei Scenic Area	2	0.1%
321	Kenting Space Port	0	
322	Nanwan Beach Recreation Area	13	0.8%
323	Dapeng Bay National Scenic Area	0	
324	Kenting Sea Pool	0	
325	Liuqiu (Shiaoliqiu)	0	
326	Sandimen	0	
327	Chuanfan Rock	3	0.2%
328	Hengchun Ancient City	16	1.0%
329	Liudui Hakka Cultural Park	0	
330	Jiaosi	3	0.2%
331	Tung Shan Science Area	0	
332	Taipingshan	0	
333	Suao Cold Springs	0	
334	Wufengqi Scenic Area	0	
335	Guishan Island (Turtle Island)	0	
336	Fushan Botanical Garden	0	
337	Toucheng Recreation Farm	0	
338	Nanfangao	3	0.2%
339	Taipingshan National Forest Recreation Area	0	
340	Toucheng Sea Pool	0	
341	Chilan Forest Playground	0	
342	Caoling Historic Trail	0	
343	Wushih Harbor	0	
344	Da River (Daxi) Honeymoon Bay	0	
345	National Center for Traditional Arts	0	
346	Lanyang Museum	0	
350	Taroko, Tienhsiang	401	26.0%
351	Hualien Farglory Ocean Park	0	
352	Qixing Lake (Qixingtai)	151	9.8%
353	Amis Cultural Village	4	0.3%
354	Liyu (Carp) Lake	2	0.1%
355	Shin Kong Chao Feng Ranch & Resort	6	0.4%
356	Ruisui Hongye Springs	6	0.4%
357	Xiuguluan River Rafting Area	0	
358	Wenshan Springs	0	
360	National DongHua University	0	
361	Hualien Seaside Park	0	
362	Whale and Dolphin Watching Tour along East Coast	3	0.2%
363	Hualien Sugar Factory	0	
364	Shitiping	3	0.2%

d2n: d2n What tourist spots have you visited on this trip?

Value	Label	Cases	Percentage
365	Hualien Tzuchi	1	0.1%
366	Mataian Wetland Ecological Park	0	
367	Liushidan Mountain	0	
370	Chihpen	176	11.4%
371	Sanxiantai (Terrace of the Three Immortals)	30	1.9%
372	Lu Tao (Green Island)	1	0.1%
373	Baxian Cave (Baxiandong)	31	2.0%
374	Xiaoyeliu (Jialulan)	0	
375	Beinan Cultural Park	0	
376	Guanshan Water Park	0	
377	Chulu Pasture	0	
378	Taitung Veterans Farm	0	
379	Lanyu (Orchid Island)	0	
380	National Museum of Prehistory	0	
381	Chengkong Harbor	0	
382	Water Running Up	82	5.3%
383	Dulan Mountain	0	
384	Taitung Forest Park	0	
385	Penghu National Scenic Area	2	0.1%
386	Jibei Island	0	
387	Qimei Island	0	
390	Cihu (Kinmen)	0	
391	Kinmen National Park	2	0.1%
392	Taoshan	0	
393	Guniungtou War Museum	0	
394	Kinmen Folk Culture Village	0	
395	Juguang Tower	0	
396	Taiwu Mountain	0	
397	Kinmen Liquor Factory	0	
398	Wujiang River Estuary	0	
399	Sun Yat-sen Memorial Forest	0	
405	Qinbi Village	0	
406	Bishan Sightseeing Platform	0	
801	Shilin Night Market	38	2.5%
802	Huaxi Street (Snake Alley) Night Market	4	0.3%
803	Raohe Street Night Market	21	1.4%
804	Shida Night Market	14	0.9%
805	Linjiang St. Night Market	1	0.1%
806	Gongguan Night Market	0	
807	Tihua Street Night Market	0	
808	Ningxia Night Market	21	1.4%
809	Nanjichang Night Market	0	
810	Jingmei Night Market	0	
811	Liaoning Street Night Market	0	
812	Yansan Night Market	0	

d2n: d2n What tourist spots have you visited on this trip?

Value	Label	Cases	Percentage
813	Other Night Markets in Taipei City	0	
815	Yonghe Lehua Night Market	0	
816	Banciao Nanya Night Market	2	0.1%
817	Sinjhuang Night Market	0	
818	Jhonghe Singnan Night Market	0	
819	Fuda Garden Night Market	0	
820	Sanho Night Market,	0	
821	Other Night Markets in New Taipei City	0	
825	Keelung Miaokou Tourist Night Market	4	0.3%
826	Other Night Markets in Keelung City	0	
830	Jhongli Sinmin Night Market	0	
831	Taoyuan Tourist Night Market	1	0.1%
832	Other Night Markets in Taoyuan County	1	0.1%
834	Chenghuang Temple Night Market	0	
835	Other Night Markets in Hsinchu City	0	
838	Other Night Markets in Hsinchu County	0	
840	Other Night Markets in Miaoli County	0	
843	Fongjia Night Market	3	0.2%
844	Jhonghua Night Market	0	
845	Yizhong Street Night Market	4	0.3%
846	Other Night Markets in Taichung City	0	
849	Other Night Market in Nantou County	0	
851	Other Night Markets in Changhua County	0	
853	Other Night Markets in Yunlin County	0	
855	Wenhua Rd. Night Market	1	0.1%
856	Other Night Markets in Chiayi City	0	
858	Other Night Markets in Chiayi County	0	
860	Siaobei Night Market	0	
861	Huayuan Night Market in Tainan City	0	
862	Other Night Markets in Tainan City	0	
863	Other Night Markets in Tainan City	0	
865	Liuhe Night Market	62	4.0%
866	Sinsing Night Market	0	
867	Rueifong Night Market	4	0.3%
868	Jin-Zuan Night Market	1	0.1%
869	Kaisyuan Night Market	1	0.1%
870	Other Night Markets in Kaohsiung City	0	
871	Minzu Rd. Night Market	0	
872	Other Night Markets in Pingtung County	0	
874	Luodong Night Market	1	0.1%
875	Other Night Markets in Yilan County	0	
877	Nanbin Night Market	0	
878	Ziqiang Night Market	5	0.3%
879	Huayuan Night Market in Hualien County	0	
880	Other Night Markets in Taitung County	1	0.1%

# d2n: d2n What tourist spots have you visited on this trip?			
Value	Label	Cases	Percentage
883	Other Night Markets in Penghu County	0	
885	Other Night Markets in Kinmen County	0	
Sysmiss		5695	
Warning: these figures indicate the number of cases found in the data file. They cannot be interpreted as summary statistics of the population of interest.			
# d2o: d2o What tourist spots have you visited on this trip?			
Information	[Type= discrete] [Format=numeric] [Range= 1-885] [Missing=*]		
Statistics [NW/ W]	[Valid=1125 /-] [Invalid=6114 /-]		
Value	Label	Cases	Percentage
1	Taipei 101	9	0.8%
2	National Palace Museum	3	0.3%
3	Chiang Kai-shek Memorial Hall	19	1.7%
4	Xinyi Shopping District	2	0.2%
5	Xiemending	14	1.2%
6	Taipei Martyr's Shrine	0	
7	Eastern Distric of Taipei	4	0.4%
8	Longshan Temple	4	0.4%
9	Yangmingshan National Park	2	0.2%
10	Beitou	9	0.8%
11	Taipei Station Commercial District	4	0.4%
12	Presidential Office Building	4	0.4%
13	Maokong Area	1	0.1%
14	Taipei Zoo	1	0.1%
15	Taipei Metro Underground Market	0	
16	Wufenpu Garment Wholesale Area	0	
17	Miramar Entertainment Park(Ferris Wheel)	1	0.1%
18	Dr. Sun Yat-sen Memorail Hall	1	0.1%
19	Hsing Tian Kong (Xingtian Temple)	0	
20	Guanghua Digital Plaza	0	
21	Taipei Fine Art Museum(Taipei Story House)	0	
22	Yuanshan	1	0.1%
23	Taipei Confucius Temple	0	
24	Shihlin Official Residence	1	0.1%
25	Red House	0	
26	Tianmu	0	
27	Dalongdong Baoan Temple	0	
28	228 Peace Memorial Park	0	
29	Taipei Film House	0	
30	National Museum of History	0	
31	Museum of Contemporary Art	0	
32	Jianguo Holiday Commercial District	0	
33	Taipei Municipal Children's Recreation Center	0	
34	Taipei City Hakka Culture Park	0	
35	Taiwan Handcraft Promotion Center	0	
36	Sung Ye Museum of Formosan Aborigines	0	

# d2o: d2o What tourist spots have you visited on this trip?			
Value	Label	Cases	Percentage
37	Miniatures Museum of Taiwan	0	
38	Haujiang Park	0	
40	Chinese Culture and Movie Center	0	
41	Taipei Botanical Garden	0	
42	Taipei Astronomical Museum	0	
43	Lin An Tai Old Housestead	0	
45	Da Hu Park	0	
47	Postal Museum	0	
48	Taiwan Hero House	0	
49	Nangang Business Park	0	
50	Taipei Flora Expo Park	1	0.1%
51	Huashan 1914 Creative Park	0	
52	Yongkang Street Commercial District	2	0.2%
53	Taipei Arena	0	
54	Songshan Cultural and Creative Park	2	0.2%
55	Bopiliao Old Street	0	
56	Xiangshan	0	
57	Daan Forest Park	0	
65	Jiufen	7	0.6%
66	Tamshui	2	0.2%
67	Yehliu	4	0.4%
68	Jinguashi	2	0.2%
69	Wulai	0	
70	Yuanwangkeng Park	0	
71	Shihsanhang Museum of Archaeology	0	
72	Shenkeng Old Street	2	0.2%
73	Dharma Drum Mountain(Jinshan)	0	
74	Butian lake	1	0.1%
75	Shifen Waterfall	2	0.2%
76	Yingge Ceramics Museum	0	
77	Pinxi	2	0.2%
78	Yingge	1	0.1%
79	Sanxia	0	
80	Ocean World	0	
81	Juming Museum	0	
82	Pinlin	0	
83	Yun hsien Resort	0	
84	Tianlu Art Center	0	
85	Sanzhi	0	
86	The Lin Family Mansion and Garden	0	
87	Fulong beach	0	
88	Linkou	0	
89	Baisha Bay	0	
90	Bitou Cape Park	0	
91	New Taipei City Hakka Museum	0	

# d2o: d2o What tourist spots have you visited on this trip?			
Value	Label	Cases	Percentage
92	Formosa Fun Coast	0	
93	Guanyinshan	0	
94	coastline park	0	
95	Qing Shui Zu shi temple	0	
96	Naptune park	0	
97	Green Bay	0	
98	Longdong South Ocean Park	0	
99	Temple of Eighteen Deities	0	
100	Teresa Teng Memorail Park (Yun Garden)	0	
103	GuanDu	0	
104	Sandiaoiao Cape Lighthouse	0	
105	Jingtong	4	0.4%
106	Houtong	0	
110	The Northeast Coastal Scienic Area	0	
111	Bisha Fishery Harbor	0	
112	Keelung Port	0	
113	Chung-chen Park	0	
114	Patoutzu	0	
115	Peace Island	1	0.1%
116	Lover's Lake	0	
117	Ershawan Gun Emplacement	0	
118	Dawulun Gun Emplacement	0	
119	National Museum of Marine Science & Technology	0	
125	Window On China	0	
126	Dashi	0	
127	Shinmem Dam	0	
128	Cihu	2	0.2%
129	Zhongli	0	
130	Aviation Museum	0	
131	Lala Mountain	0	
132	TaiMall	0	
135	Hsinchu Science Park	0	
136	Nanliao Fishery Harbor	0	
137	Ku Chi Peak	0	
138	Glass Museum	0	
145	Leofoo Village Theme Park	0	
146	Neiwan	0	
147	Beipu	0	
148	Daba Peak	0	
149	Little Ding-dong Science Park	0	
150	Taian hot Springs	0	
151	Hwataoyao	0	
160	Sanyi Wood Sculptures (Museum)	0	
161	Shihtoushan(Lion's Head Mountain)	0	
162	Tongsiao Beach Pool	0	

# d2o: d2o What tourist spots have you visited on this trip?			
Value	Label	Cases	Percentage
163	West Lake Resort	0	
164	Qiding beach resort	0	
165	Flying Cow Ranch	1	0.1%
166	Dahu(Shei-pa National Park)	0	
167	Nanzhuang	0	
170	National Museum of Natural Science	0	
171	Rainbow Village	0	
172	Tunghai University	0	
173	National Taiwan Museum of Fine Arts	0	
174	Sinshe	0	
175	Lihpao Land	0	
176	Li shan (Pear Mountain)	0	
177	Dasyueshan National Forest Recreation Area	0	
178	Wuling Forest Recreation Area	0	
179	Tiehchenshan Mountain Recreation Area	0	
180	Yuanzui Mountain	0	
181	Gaomei Wetlands	1	0.1%
182	Metropolitan Park	0	
183	Dajia	0	
184	Maple Garden	0	
185	Sun Moon Lake	0	
186	Formosan Aboriginal Culture Village	0	
187	Cingjing Veterans Farm	1	0.1%
188	Xitou Bamboo Forest	2	0.2%
189	ChungTai Chan Monastery	1	0.1%
190	Jiji	1	0.1%
191	Puli	3	0.3%
192	Sing Ling Temple	0	
193	Yushan National Park	0	
194	Puli Distillery	0	
195	921 Earthquake Museum of Taiwan	0	
196	Guguan	0	
197	Hehuanshan National Forest Recreation Area	0	
198	Sunlinksea	0	
199	The Nantou County Culture Park	0	
200	Checheng train station	1	0.1%
201	Wushe Scenic Area Recreation Area	0	
202	Shoutian Temple	0	
203	Dongpu Springs	0	
204	Aowanda National Forest Recreation Area	0	
206	Lushan Hot Springs	0	
207	Guangxing Paper Factory	0	
208	Tenshing Kiln Ceramics Cultural Park	0	
215	Lukang Mazu Temple	0	
216	Lukang Folk Arts Museum	0	

# d2o: d2o What tourist spots have you visited on this trip?			
Value	Label	Cases	Percentage
217	Lukang Longshan Temple	0	
218	Baguashan	0	
219	Taiwan Folk Village	0	
220	Confucius Temple (Changhua)	0	
221	Lukang tranditional snacks	0	
222	Lukang Old Street	0	
225	Janfusun Fancy World	0	
226	Beigan Matsu Temple	0	
227	Caoling	0	
235	Alishan	6	0.5%
236	Fenqihu	0	
237	Chiayis Farm	0	
238	Dongshih Fishery Harbor	0	
240	Old Fort of Anping (Fort Zeelandia)	0	
241	Chihkan Tower	0	
242	Confucius Temple (Tainan)	0	
243	Koxinga Shrine (Yanping Junwang Temple)	0	
244	Anping Port National Historical Scenic Area	0	
245	Eternal Golden Castle	1	0.1%
246	Tainan Grand Matsu Temple	0	
247	Luermen Tienhogong Temple	0	
248	Xishu Golden Beach	0	
249	Official God of War Temple (Sacrificial Rites Martial Temple	1	0.1%
250	Wufei Temple (Five Consorts Temple)	0	
251	Sicao Mangrove Preserve	1	0.1%
252	Southern Taiwan Science Park	0	
253	Ten Drum Rende Suger Culture and Creativety Park	0	
254	Chimei Museum	0	
255	Taiwan Salt Museum	0	
260	Guanziling	1	0.1%
261	Qigu Birdseeing	0	
262	Wushantou Reservoir Scenic Area	0	
263	Tsengwen Reservoir Scenic Area	0	
264	Dakeng Recreation Farm	0	
265	Tsou-Ma-Lai Farm	0	
270	Love River	17	1.5%
271	Sizhiwan Bay	4	0.4%
272	Lotus Lake	0	
273	Qijin Seaside Park	3	0.3%
274	Shou Shan(Shou Shan Zoo)	0	
275	Dragon and Tiger Pagodas	2	0.2%
276	Urban Spotlight	0	
277	Kaohsiung 85 Building	0	
278	Spring and Autumn Pavilions	0	
279	Confucius Temple (Kaohsiung)	0	

# d2o: d2o What tourist spots have you visited on this trip?			
Value	Label	Cases	Percentage
280	Kaohsiung Port	0	
281	Blue Lagoon Water Theme Park	0	
282	Kaohsiung Museum of History	0	
283	Chijin Mazu Temple	0	
284	National Science and Technology Museum	0	
285	Kaohsiung Museum of Fine Arts	0	
286	Dream Mall	2	0.2%
287	New Juejiang Shopping Area	0	
288	Gushan Ferry Station	0	
289	Central Park (Kaohsiung)	0	
290	Former British Consulate	2	0.2%
291	Teresa Teng Memorial Hall	3	0.3%
292	EDA World	2	0.2%
293	Kaohsiung Arena	0	
294	Pier-2 Art Cneter	5	0.4%
295	Fo Kuang Shan	9	0.8%
296	Cheng Ching Lake	0	
297	Meinong Hakka Cultural Village	1	0.1%
298	Baolai and Bulao Springs	0	
299	Maolin National Scenic Area	0	
300	Liugui Service Area	0	
301	Jiaxian	0	
302	Meishan Visitor Center	0	
303	Kaohsiung Farm	0	
304	Tengzhi National Forest Recreation Area	0	
305	Shihba Luohan Shan	0	
306	Saijia Service Area (Saijia Aviation Park)	0	
307	Sugar Industry Cultural Park	0	
314	Houbihu	0	
315	Kenting National Park	19	1.7%
317	National Museum of Marine Biology and Aquarium	1	0.1%
318	Fangliau Township	0	
319	Sichongxi	1	0.1%
320	Jialeshuei Scenic Area	4	0.4%
321	Kenting Space Port	0	
322	Nanwan Beach Recreation Area	6	0.5%
323	Dapeng Bay National Scenic Area	0	
324	Kenting Sea Pool	0	
325	Liuqiu (Shiaoliuqiu)	0	
326	Sandimen	1	0.1%
327	Chuanfan Rock	4	0.4%
328	Hengchun Ancient City	14	1.2%
329	Liudui Hakka Cultural Park	0	
330	Jiaosi	4	0.4%
331	Tung Shan Science Area	0	

d2o: d2o What tourist spots have you visited on this trip?

Value	Label	Cases	Percentage
332	Taipingshan	0	
333	Suao Cold Springs	1	0.1%
334	Wufengqi Scenic Area	0	
335	Guishan Island (Turtle Island)	0	
336	Fushan Botanical Garden	0	
337	Toucheng Recreation Farm	0	
338	Nanfangao	0	
339	Taipingshan National Forest Recreation Area	0	
340	Toucheng Sea Pool	0	
341	Chilan Forest Playground	0	
342	Caoling Historic Trail	0	
343	Wushih Harbor	0	
344	Da River (Daxi) Honeymoon Bay	0	
345	National Center for Traditional Arts	1	0.1%
346	Lanyang Museum	0	
350	Taroko, Tienhsiang	98	8.7%
351	Hualien Farglory Ocean Park	0	
352	Qixing Lake (Qixingtian)	123	10.9%
353	Amis Cultural Village	3	0.3%
354	Liyu (Carp) Lake	0	
355	Shin Kong Chao Feng Ranch & Resort	1	0.1%
356	Ruisui Hongye Springs	5	0.4%
357	Xiuguluan River Rafting Area	0	
358	Wenshan Springs	0	
360	National DongHua University	0	
361	Hualien Seaside Park	0	
362	Whale and Dolphine Watching Tour along East Coast	2	0.2%
363	Hualien Sugar Factory	1	0.1%
364	Shitiping	5	0.4%
365	Hualien Tzuchi	0	
366	Mataian Wetland Ecological Park	0	
367	Liushidan Mountain	0	
370	Chihpen	244	21.7%
371	Sanxiantai (Terrace of the Three Immortals)	59	5.2%
372	Lu Tao (Green Island)	1	0.1%
373	Baxian Cave (Baxiandong)	45	4.0%
374	Xiaoyeliu (Jialulan)	0	
375	Beinan Cultural Park	0	
376	Guanshan Water Park	1	0.1%
377	Chulu Pasture	0	
378	Taitung Veterans Farm	0	
379	Lanyu (Orchid Island)	0	
380	National Museum of Prehistory	0	
381	Chengkong Harbor	0	
382	Water Running Up	144	12.8%

# d2o: d2o What tourist spots have you visited on this trip?			
Value	Label	Cases	Percentage
383	Dulan Mountain	0	
384	Taitung Forest Park	0	
385	Penghu National Scenic Area	3	0.3%
386	Jibei Island	0	
387	Qimei Island	0	
390	Cihu (Kinmen)	0	
391	Kinmen National Park	0	
392	Taoshan	0	
393	Guniungtou War Museum	0	
394	Kinmen Folk Culture Village	0	
395	Juguang Tower	0	
396	Taiwu Mountain	0	
397	Kinmen Liquor Factory	0	
398	Wujiang River Estuary	0	
399	Sun Yat-sen Memorial Forest	0	
405	Qinbi Village	0	
406	Bishan Sightseeing Platform	0	
801	Shilin Night Market	37	3.3%
802	Huaxi Street (Snake Alley) Night Market	2	0.2%
803	Raohe Street Night Market	15	1.3%
804	Shida Night Market	6	0.5%
805	Linjiang St. Night Market	0	
806	Gongguan Night Market	0	
807	Tihua Street Night Market	0	
808	Ningxia Night Market	19	1.7%
809	Nanjichang Night Market	0	
810	Jingmei Night Market	0	
811	Liaoning Street Night Market	0	
812	Yansan Night Market	0	
813	Other Night Markets in Taipei City	0	
815	Yonghe Lehua Night Market	0	
816	Banciao Nanya Night Market	1	0.1%
817	Sinjhuang Night Market	0	
818	Jhonghe Singnan Night Market	0	
819	Fuda Garden Night Market	0	
820	Sanho Night Market,	0	
821	Other Night Markets in New Taipei City	0	
825	Keelung Miaokou Tourist Night Market	3	0.3%
826	Other Night Markets in Keelung City	0	
830	Jhongli Sinmin Night Market	0	
831	Taoyuan Tourist Night Market	0	
832	Other Night Markets in Taoyuan County	0	
834	Chenghuang Temple Night Market	0	
835	Other Night Markets in Hsinchu City	0	
838	Other Night Markets in Hsinchu County	0	

# d2o: d2o What tourist spots have you visited on this trip?			
Value	Label	Cases	Percentage
840	Other Night Markets in Miaoli County	0	
843	Fongjia Night Market	5	0.4%
844	Jhonghua Night Market	0	
845	Yizhong Street Night Market	0	
846	Other Night Markets in Taichung City	0	
849	Other Night Market in Nantou County	0	
851	Other Night Markets in Changhua County	0	
853	Other Night Markets in Yunlin County	0	
855	Wenhua Rd. Night Market	0	
856	Other Night Markets in Chiayi City	0	
858	Other Night Markets in Chiayi County	0	
860	Siaobei Night Market	0	
861	Huayuan Night Market in Tainan City	1	0.1%
862	Other Night Markets in Tainan City	0	
863	Other Night Markets in Tainan City	0	
865	Liuhe Night Market	45	4.0%
866	Sinsing Night Market	0	
867	Rueifong Night Market	2	0.2%
868	Jin-Zuan Night Market	1	0.1%
869	Kaisyuan Night Market	0	
870	Other Night Markets in Kaohsiung City	1	0.1%
871	Minzu Rd. Night Market	1	0.1%
872	Other Night Markets in Pingtung County	2	0.2%
874	Luodong Night Market	1	0.1%
875	Other Night Markets in Yilan County	0	
877	Nanbin Night Market	0	
878	Ziqiang Night Market	5	0.4%
879	Huayuan Night Market in Hualien County	0	
880	Other Night Markets in Taitung County	1	0.1%
883	Other Night Markets in Penghu County	0	
885	Other Night Markets in Kinmen County	0	
Sysmiss		6114	
Warning: these figures indicate the number of cases found in the data file. They cannot be interpreted as summary statistics of the population of interest.			
# d2_1: d2_1 Your favorite tourist spot is:			
Information	[Type= discrete] [Format=numeric] [Range= 1-885] [Missing=*]		
Statistics [NW/ W]	[Valid=6543 /-] [Invalid=696 /-]		
Value	Label	Cases	Percentage
1	Taipei 101	427	6.5%
2	National Palace Museum	473	7.2%
3	Chiang Kai-shek Memorial Hall	88	1.3%
4	Xinyi Shopping District	10	0.2%
5	Xiemending	271	4.1%
6	Taipei Martyr's Shrine	16	0.2%
7	Eastern Distric of Taipei	12	0.2%

d2_1: d2_1 Your favorite tourist spot is:

Value	Label	Cases	Percentage
8	Longshan Temple	105	<div></div> 1.6%
9	Yangmingshan National Park	65	<div></div> 1.0%
10	Beitou	101	<div></div> 1.5%
11	Taipei Station Commercial District	8	<div></div> 0.1%
12	Presidential Office Building	4	<div></div> 0.1%
13	Maokong Area	57	<div></div> 0.9%
14	Taipei Zoo	15	<div></div> 0.2%
15	Taipei Metro Underground Market	2	<div></div> 0.0%
16	Wufenpu Garment Wholesale Area	12	<div></div> 0.2%
17	Miramar Entertainment Park(Ferris Wheel)	4	<div></div> 0.1%
18	Dr. Sun Yat-sen Memorail Hall	17	<div></div> 0.3%
19	Hsing Tian Kong (Xingtian Temple)	12	<div></div> 0.2%
20	Guanghua Digital Plaza	2	<div></div> 0.0%
21	Taipei Fine Art Museum(Taipei Story House)	2	<div></div> 0.0%
22	Yuanshan	3	<div></div> 0.0%
23	Taipei Confucius Temple	2	<div></div> 0.0%
24	Shihlin Official Residence	26	<div></div> 0.4%
25	Red House	0	
26	Tianmu	1	<div></div> 0.0%
27	Dalongdong Baoan Temple	2	<div></div> 0.0%
28	228 Peace Memorial Park	2	<div></div> 0.0%
29	Taipei Film House	0	
30	National Museum of History	1	<div></div> 0.0%
31	Museum of Contemporary Art	1	<div></div> 0.0%
32	Jianguo Holiday Commercial District	0	
33	Taipei Municipal Children's Recreation Center	2	<div></div> 0.0%
34	Taipei City Hakka Culture Park	0	
35	Taiwan Handcraft Promotion Center	0	
36	Sung Ye Museum of Formosan Aborigines	0	
37	Miniatures Museum of Taiwan	3	<div></div> 0.0%
38	Haujiang Park	0	
40	Chinese Culture and Movie Center	0	
41	Taipei Botanical Garden	1	<div></div> 0.0%
42	Taipei Astronomical Museum	1	<div></div> 0.0%
43	Lin An Tai Old Housestead	0	
45	Da Hu Park	1	<div></div> 0.0%
47	Postal Museum	0	
48	Taiwan Hero House	0	
49	Nangang Business Park	0	
50	Taipei Flora Expo Park	1	<div></div> 0.0%
51	Huashan 1914 Creative Park	12	<div></div> 0.2%
52	Yongkang Street Commercial District	31	<div></div> 0.5%
53	Taipei Arena	5	<div></div> 0.1%
54	Songshan Cultural and Creative Park	16	<div></div> 0.2%
55	Bopiliao Old Street	0	

d2_1: d2_1 Your favorite tourist spot is:

Value	Label	Cases	Percentage
56	Xiangshan	15	0.2%
57	Daan Forest Park	2	0.0%
65	Jiufen	618	9.4%
66	Tamshui	299	4.6%
67	Yehliu	295	4.5%
68	Jinguashi	10	0.2%
69	Wulai	33	0.5%
70	Yuanwangkeng Park	0	
71	Shihsanhang Museum of Archaeology	1	0.0%
72	Shenkeng Old Street	2	0.0%
73	Dharma Drum Mountain(Jinshan)	3	0.0%
74	Butian lake	1	0.0%
75	Shifen Waterfall	96	1.5%
76	Yingge Ceramics Museum	1	0.0%
77	Pinxi	27	0.4%
78	Yingge	4	0.1%
79	Sanxia	4	0.1%
80	Ocean World	0	
81	Juming Museum	0	
82	Pinlin	0	
83	Yun hsien Resort	0	
84	Tianlu Art Center	0	
85	Sanzhi	1	0.0%
86	The Lin Family Mansion and Garden	3	0.0%
87	Fulong beach	1	0.0%
88	Linkou	1	0.0%
89	Baisha Bay	0	
90	Bitou Cape Park	0	
91	New Taipei City Hakka Museum	0	
92	Formosa Fun Coast	0	
93	Guanyinshan	0	
94	coastline park	0	
95	Qing Shui Zu shi temple	0	
96	Naptune park	0	
97	Green Bay	0	
98	Longdong South Ocean Park	1	0.0%
99	Temple of Eighteen Deities	0	
100	Teresa Teng Memorail Park (Yun Garden)	0	
103	GuanDu	0	
104	SandiaoJiao Cape Lighthouse	0	
105	Jingtong	5	0.1%
106	Houtong	17	0.3%
110	The Northeast Coastal Scienic Area	4	0.1%
111	Bisha Fishery Harbor	0	
112	Keelung Port	3	0.0%

d2_1: d2_1 Your favorite tourist spot is:

Value	Label	Cases	Percentage
113	Chung-chen Park	1	0.0%
114	Patoutzu	0	
115	Peace Island	5	0.1%
116	Lover's Lake	0	
117	Ershawan Gun Emplacement	0	
118	Dawulun Gun Emplacement	0	
119	National Museum of Marine Science & Technology	0	
125	Window On China	0	
126	Dashi	2	0.0%
127	Shinmem Dam	1	0.0%
128	Cihu	3	0.0%
129	Zhongli	0	
130	Aviation Museum	0	
131	Lala Mountain	2	0.0%
132	TaiMall	0	
135	Hsinchu Science Park	0	
136	Nanliao Fishery Harbor	1	0.0%
137	Ku Chi Peak	0	
138	Glass Museum	0	
145	Leofoo Village Theme Park	8	0.1%
146	Neiwan	1	0.0%
147	Beipu	0	
148	Daba Peak	0	
149	Little Ding-dong Science Park	0	
150	Taian hot Springs	2	0.0%
151	Hwataoyao	0	
160	Sanyi Wood Sculptures (Museum)	0	
161	Shihtoushan(Lion's Head Mountain)	0	
162	Tongsiao Beach Pool	0	
163	West Lake Resort	0	
164	Qiding beach resort	0	
165	Flying Cow Ranch	4	0.1%
166	Dahu(Shei-pa National Park)	1	0.0%
167	Nanzhuang	1	0.0%
170	National Museum of Natural Science	0	
171	Rainbow Village	1	0.0%
172	Tunghai University	1	0.0%
173	National Taiwan Museum of Fine Arts	2	0.0%
174	Sinshe	6	0.1%
175	Lihpao Land	0	
176	Li shan (Pear Mountain)	0	
177	Dasyueshan National Forest Recreation Area	1	0.0%
178	Wuling Forest Recreation Area	0	
179	Tiehchenshan Mountain Recreation Area	1	0.0%
180	Yuanzui Mountain	0	

d2_1: d2_1 Your favorite tourist spot is:

Value	Label	Cases	Percentage
181	Gaomei Wetlands	11	0.2%
182	Metropolitan Park	1	0.0%
183	Dajia	0	
184	Maple Garden	1	0.0%
185	Sun Moon Lake	632	9.7%
186	Formosan Aboriginal Culture Village	13	0.2%
187	Cingjing Veterans Farm	115	1.8%
188	Xitou Bamboo Forest	7	0.1%
189	ChungTai Chan Monastery	13	0.2%
190	Jiji	2	0.0%
191	Puli	1	0.0%
192	Sing Ling Temple	0	
193	Yushan National Park	0	
194	Puli Distillery	0	
195	921 Earthquake Museum of Taiwan	0	
196	Guguan	0	
197	Hehuanshan National Forest Recreation Area	11	0.2%
198	Sunlinksea	0	
199	The Nantou County Culture Park	0	
200	Checheng train station	0	
201	Wushe Scenic Area Recreation Area	0	
202	Shoutian Temple	1	0.0%
203	Dongpu Springs	1	0.0%
204	Aowanda National Forest Recreation Area	0	
206	Lushan Hot Springs	0	
207	Guangxing Paper Factory	0	
208	Tenshing Kiln Ceramics Cultural Park	0	
215	Lukang Mazu Temple	0	
216	Lukang Folk Arts Museum	0	
217	Lukang Longshan Temple	0	
218	Baguashan	1	0.0%
219	Taiwan Folk Village	0	
220	Confucius Temple (Changhua)	0	
221	Lukang tranditional snacks	0	
222	Lukang Old Street	3	0.0%
225	Janfusun Fancy World	0	
226	Beigan Matsu Temple	0	
227	Caoling	0	
235	Alishan	412	6.3%
236	Fenqihu	1	0.0%
237	Chiayis Farm	0	
238	Dongshih Fishery Harbor	0	
240	Old Fort of Anping (Fort Zeelandia)	9	0.1%
241	Chihkan Tower	5	0.1%
242	Confucius Temple (Tainan)	4	0.1%

d2_1: d2_1 Your favorite tourist spot is:

Value	Label	Cases	Percentage
243	Koxinga Shrine (Yanping Junwang Temple)	1	0.0%
244	Anping Port National Historical Scenic Area	5	0.1%
245	Eternal Golden Castle	1	0.0%
246	Tainan Grand Matsu Temple	1	0.0%
247	Luermen Tienhogong Temple	0	
248	Xishu Golden Beach	0	
249	Official God of War Temple (Sacrificial Rites Martial Temple	0	
250	Wufei Temple (Five Consorts Temple)	0	
251	Sicao Mangrove Preserve	1	0.0%
252	Southern Taiwan Science Park	0	
253	Ten Drum Rende Suger Culture and Creativety Park	1	0.0%
254	Chimei Museum	2	0.0%
255	Taiwan Salt Museum	0	
260	Guanziling	4	0.1%
261	Qigu Birdseeing	2	0.0%
262	Wushantou Reservoir Scenic Area	2	0.0%
263	Tsengwen Reservoir Scenic Area	0	
264	Dakeng Recreation Farm	1	0.0%
265	Tsou-Ma-Lai Farm	1	0.0%
270	Love River	17	0.3%
271	Sizhiwan Bay	36	0.6%
272	Lotus Lake	15	0.2%
273	Qijin Seaside Park	27	0.4%
274	Shou Shan(Shou Shan Zoo)	4	0.1%
275	Dragon and Tiger Pagodas	4	0.1%
276	Urban Spotlight	0	
277	Kaohsiung 85 Building	3	0.0%
278	Spring and Autumn Pavilions	0	
279	Confucius Temple (Kaohsiung)	1	0.0%
280	Kaohsiung Port	0	
281	Blue Lagoon Water Theme Park	0	
282	Kaohsiung Museum of History	0	
283	Chijin Mazu Temple	0	
284	National Science and Technology Museum	0	
285	Kaohsiung Museum of Fine Arts	0	
286	Dream Mall	5	0.1%
287	New Juejiang Shopping Area	5	0.1%
288	Gushan Ferry Station	1	0.0%
289	Central Park (Kaohsiung)	2	0.0%
290	Former British Consulate	2	0.0%
291	Teresa Teng Memorial Hall	0	
292	EDA World	8	0.1%
293	Kaohsiung Arena	2	0.0%
294	Pier-2 Art Cneter	9	0.1%
295	Fo Kuang Shan	32	0.5%

# d2_1: d2_1 Your favorite tourist spot is:			
Value	Label	Cases	Percentage
296	Cheng Ching Lake	1	0.0%
297	Meinong Hakka Cultural Village	2	0.0%
298	Baolai and Bulao Springs	0	
299	Maolin National Scenic Area	0	
300	Liugui Service Area	0	
301	Jiaxian	0	
302	Meishan Visitor Center	0	
303	Kaohsiung Farm	0	
304	Tengzhi National Forest Recreation Area	0	
305	Shihba Luohan Shan	0	
306	Saijia Service Area (Saijia Aviation Park)	0	
307	Sugar Industry Cultural Park	0	
314	Houbihu	3	0.0%
315	Kenting National Park	560	8.6%
317	National Museum of Marine Biology and Aquarium	18	0.3%
318	Fangliu Township	1	0.0%
319	Sichongxi	0	
320	Jialeshuei Scenic Area	1	0.0%
321	Kenting Space Port	0	
322	Nanwan Beach Recreation Area	11	0.2%
323	Dapeng Bay National Scenic Area	0	
324	Kenting Sea Pool	0	
325	Liuqiu (Shiaoliuqiu)	11	0.2%
326	Sandimen	1	0.0%
327	Chuanfan Rock	0	
328	Hengchun Ancient City	0	
329	Liudui Hakka Cultural Park	1	0.0%
330	Jiaosi	25	0.4%
331	Tung Shan Science Area	0	
332	Taipingshan	0	
333	Suao Cold Springs	3	0.0%
334	Wufengqi Scenic Area	0	
335	Guishan Island (Turtle Island)	0	
336	Fushan Botanical Garden	0	
337	Toucheng Recreation Farm	1	0.0%
338	Nanfangao	1	0.0%
339	Taipingshan National Forest Recreation Area	3	0.0%
340	Toucheng Sea Pool	0	
341	Chilan Forest Playground	0	
342	Caoling Historic Trail	0	
343	Wushih Harbor	2	0.0%
344	Da River (Daxi) Honeymoon Bay	0	
345	National Center for Traditional Arts	4	0.1%
346	Lanyang Museum	1	0.0%
350	Taroko, Tienhsiang	494	7.6%

d2_1: d2_1 Your favorite tourist spot is:

Value	Label	Cases	Percentage
351	Hualien Farglory Ocean Park	1	0.0%
352	Qixing Lake (Qixingtang)	64	1.0%
353	Amis Cultural Village	1	0.0%
354	Liyu (Carp) Lake	1	0.0%
355	Shin Kong Chao Feng Ranch & Resort	1	0.0%
356	Ruisui Hongye Springs	2	0.0%
357	Xiuguluan River Rafting Area	0	
358	Wenshan Springs	0	
360	National DongHua University	2	0.0%
361	Hualien Seaside Park	0	
362	Whale and Dolphine Watching Tour along East Coast	5	0.1%
363	Hualien Sugar Factory	0	
364	Shitiping	2	0.0%
365	Hualien Tzuchi	0	
366	Mataian Wetland Ecological Park	0	
367	Liushidan Mountain	0	
370	Chihpen	5	0.1%
371	Sanxiantai (Terrace of the Three Immortals)	4	0.1%
372	Lu Tao (Green Island)	10	0.2%
373	Baxian Cave (Baxiandong)	2	0.0%
374	Xiaoyeliu (Jialulan)	0	
375	Beinan Cultural Park	0	
376	Guanshan Water Park	2	0.0%
377	Chulu Pasture	1	0.0%
378	Taitung Veterans Farm	0	
379	Lanyu (Orchid Island)	7	0.1%
380	National Museum of Prehistory	0	
381	Chengkong Harbor	1	0.0%
382	Water Running Up	2	0.0%
383	Dulan Mountain	1	0.0%
384	Taitung Forest Park	3	0.0%
385	Penghu National Scenic Area	9	0.1%
386	Jibei Island	1	0.0%
387	Qimei Island	2	0.0%
390	Cihu (Kinmen)	0	
391	Kinmen National Park	2	0.0%
392	Taoshan	0	
393	Guniungtou War Museum	0	
394	Kinmen Folk Culture Village	0	
395	Juguang Tower	0	
396	Taiwu Mountain	0	
397	Kinmen Liquor Factory	1	0.0%
398	Wujiang River Estuary	0	
399	Sun Yat-sen Memorial Forest	0	
405	Qinbi Village	0	

d2_1: d2_1 Your favorite tourist spot is:

Value	Label	Cases	Percentage
406	Bishan Sightseeing Platform	0	
801	Shilin Night Market	243	<div></div> 3.7%
802	Huaxi Street (Snake Alley) Night Market	3	<div></div> 0.0%
803	Raohe Street Night Market	69	<div></div> 1.1%
804	Shida Night Market	21	<div></div> 0.3%
805	Linjiang St. Night Market	5	<div></div> 0.1%
806	Gongguan Night Market	0	
807	Tihua Street Night Market	5	<div></div> 0.1%
808	Ningxia Night Market	25	<div></div> 0.4%
809	Nanjichang Night Market	1	<div></div> 0.0%
810	Jingmei Night Market	1	<div></div> 0.0%
811	Liaoning Street Night Market	0	
812	Yansan Night Market	0	
813	Other Night Markets in Taipei City	1	<div></div> 0.0%
815	Yonghe Lehua Night Market	0	
816	Banciao Nanya Night Market	0	
817	Sinjhuang Night Market	0	
818	Jhonghe Singnan Night Market	0	
819	Fuda Garden Night Market	0	
820	Sanho Night Market,	1	<div></div> 0.0%
821	Other Night Markets in New Taipei City	0	
825	Keelung Miaokou Tourist Night Market	9	<div></div> 0.1%
826	Other Night Markets in Keelung City	0	
830	Jhongli Sinmin Night Market	2	<div></div> 0.0%
831	Taoyuan Tourist Night Market	1	<div></div> 0.0%
832	Other Night Markets in Taoyuan County	1	<div></div> 0.0%
834	Chenghuang Temple Night Market	6	<div></div> 0.1%
835	Other Night Markets in Hsinchu City	0	
838	Other Night Markets in Hsinchu County	0	
840	Other Night Markets in Miaoli County	0	
843	Fongjia Night Market	42	<div></div> 0.6%
844	Jhonghua Night Market	0	
845	Yizhong Street Night Market	10	<div></div> 0.2%
846	Other Night Markets in Taichung City	2	<div></div> 0.0%
849	Other Night Market in Nantou County	0	
851	Other Night Markets in Changhua County	1	<div></div> 0.0%
853	Other Night Markets in Yunlin County	0	
855	Wenhua Rd. Night Market	1	<div></div> 0.0%
856	Other Night Markets in Chiayi City	0	
858	Other Night Markets in Chiayi County	0	
860	Siaobei Night Market	0	
861	Huayuan Night Market in Tainan City	11	<div></div> 0.2%
862	Other Night Markets in Tainan City	0	
863	Other Night Markets in Tainan City	0	
865	Liuhe Night Market	28	<div></div> 0.4%

# d2_1: d2_1 Your favorite tourist spot is:			
Value	Label	Cases	Percentage
866	Sinsing Night Market	0	
867	Rueifong Night Market	13	0.2%
868	Jin-Zuan Night Market	1	0.0%
869	Kaisyuan Night Market	1	0.0%
870	Other Night Markets in Kaohsiung City	3	0.0%
871	Minzu Rd. Night Market	0	
872	Other Night Markets in Pingtung County	7	0.1%
874	Luodong Night Market	7	0.1%
875	Other Night Markets in Yilan County	0	
877	Nanbin Night Market	0	
878	Ziqiang Night Market	1	0.0%
879	Huayuan Night Market in Hualien County	0	
880	Other Night Markets in Taitung County	1	0.0%
883	Other Night Markets in Penghu County	0	
885	Other Night Markets in Kinmen County	0	
Sysmiss		696	
Warning: these figures indicate the number of cases found in the data file. They cannot be interpreted as summary statistics of the population of interest.			
# d2_2: d2_2 Your least favorite tourist spot is:			
Information	[Type= discrete] [Format=numeric] [Range= 1-885] [Missing=*]		
Statistics [NW/ W]	[Valid=515 /-] [Invalid=6724 /-]		
Value	Label	Cases	Percentage
1	Taipei 101	29	5.6%
2	National Palace Museum	34	6.6%
3	Chiang Kai-shek Memorial Hall	9	1.7%
4	Xinyi Shopping District	1	0.2%
5	Xiemending	20	3.9%
6	Taipei Martyr's Shrine	0	
7	Eastern Distric of Taipei	2	0.4%
8	Longshan Temple	3	0.6%
9	Yangmingshan National Park	9	1.7%
10	Beitou	4	0.8%
11	Taipei Station Commercial District	3	0.6%
12	Presidential Office Building	1	0.2%
13	Maokong Area	5	1.0%
14	Taipei Zoo	2	0.4%
15	Taipei Metro Underground Market	0	
16	Wufenpu Garment Wholesale Area	12	2.3%
17	Miramar Entertainment Park(Ferris Wheel)	0	
18	Dr. Sun Yat-sen Memorail Hall	2	0.4%
19	Hsing Tian Kong (Xingtian Temple)	1	0.2%
20	Guanghua Digital Plaza	1	0.2%
21	Taipei Fine Art Museum(Taipei Story House)	0	
22	Yuanshan	0	
23	Taipei Confucius Temple	0	

d2_2: d2_2 Your least favorite tourist spot is:

Value	Label	Cases	Percentage
24	Shihlin Official Residence	1	0.2%
25	Red House	0	
26	Tianmu	0	
27	Dalongdong Baoan Temple	0	
28	228 Peace Memorial Park	0	
29	Taipei Film House	0	
30	National Museum of History	0	
31	Museum of Contemporary Art	0	
32	Jianguo Holiday Commercial District	0	
33	Taipei Municipal Children's Recreation Center	0	
34	Taipei City Hakka Culture Park	0	
35	Taiwan Handcraft Promotion Center	0	
36	Sung Ye Museum of Formosan Aborigines	0	
37	Miniatures Museum of Taiwan	0	
38	Haujiang Park	0	
40	Chinese Culture and Movie Center	0	
41	Taipei Botanical Garden	0	
42	Taipei Astronomical Museum	0	
43	Lin An Tai Old Housestead	0	
45	Da Hu Park	0	
47	Postal Museum	0	
48	Taiwan Hero House	0	
49	Nangang Business Park	0	
50	Taipei Flora Expo Park	0	
51	Huashan 1914 Creative Park	0	
52	Yongkang Street Commercial District	0	
53	Taipei Arena	0	
54	Songshan Cultural and Creative Park	0	
55	Bopiliao Old Street	0	
56	Xiangshan	1	0.2%
57	Daan Forest Park	0	
65	Jiufen	45	8.7%
66	Tamshui	14	2.7%
67	Yehliu	9	1.7%
68	Jinguashi	3	0.6%
69	Wulai	0	
70	Yuanwangkeng Park	0	
71	Shihsanhang Museum of Archaeology	0	
72	Shenkeng Old Street	2	0.4%
73	Dharma Drum Mountain(Jinshan)	0	
74	Butian lake	1	0.2%
75	Shifen Waterfall	4	0.8%
76	Yingge Ceramics Museum	0	
77	Pinxi	4	0.8%
78	Yingge	0	

d2_2: d2_2 Your least favorite tourist spot is:

Value	Label	Cases	Percentage
79	Sanxia	0	
80	Ocean World	0	
81	Juming Museum	0	
82	Pinlin	0	
83	Yun hsien Resort	0	
84	Tianlu Art Center	0	
85	Sanzhi	0	
86	The Lin Family Mansion and Garden	2	0.4%
87	Fulong beach	0	
88	Linkou	0	
89	Baisha Bay	0	
90	Bitou Cape Park	0	
91	New Taipei City Hakka Museum	0	
92	Formosa Fun Coast	0	
93	Guanyinshan	0	
94	coastline park	0	
95	Qing Shui Zu shi temple	0	
96	Naptune park	0	
97	Green Bay	0	
98	Longdong South Ocean Park	0	
99	Temple of Eighteen Deities	0	
100	Teresa Teng Memorail Park (Yun Garden)	0	
103	GuanDu	0	
104	Sandiaoiao Cape Lighthouse	0	
105	Jingtong	1	0.2%
106	Houtong	1	0.2%
110	The Northeast Coastal Scienic Area	0	
111	Bisha Fishery Harbor	1	0.2%
112	Keelung Port	0	
113	Chung-chen Park	1	0.2%
114	Patoutzu	0	
115	Peace Island	0	
116	Lover's Lake	0	
117	Ershawan Gun Emplacement	0	
118	Dawulun Gun Emplacement	0	
119	National Museum of Marine Science & Technology	0	
125	Window On China	0	
126	Dashi	0	
127	Shinmem Dam	0	
128	Cihu	1	0.2%
129	Zhongli	0	
130	Aviation Museum	0	
131	Lala Mountain	0	
132	TaiMall	0	
135	Hsinchu Science Park	0	

d2_2: d2_2 Your least favorite tourist spot is:

Value	Label	Cases	Percentage
136	Nanliao Fishery Harbor	0	
137	Ku Chi Peak	0	
138	Glass Museum	0	
145	Leofoo Village Theme Park	1	0.2%
146	Neiwan	0	
147	Beipu	0	
148	Daba Peak	0	
149	Little Ding-dong Science Park	0	
150	Taian hot Springs	0	
151	Hwataoyao	0	
160	Sanyi Wood Sculptures (Museum)	0	
161	Shihtoushan(Lion's Head Mountain)	0	
162	Tongsiao Beach Pool	0	
163	West Lake Resort	0	
164	Qiding beach resort	0	
165	Flying Cow Ranch	0	
166	Dahu(Shei-pa National Park)	0	
167	Nanzhuang	0	
170	National Museum of Natural Science	1	0.2%
171	Rainbow Village	0	
172	Tunghai University	0	
173	National Taiwan Museum of Fine Arts	0	
174	Sinshe	2	0.4%
175	Lihpao Land	0	
176	Li shan (Pear Mountain)	0	
177	Dasyueshan National Forest Recreation Area	0	
178	Wuling Forest Recreation Area	0	
179	Tiehchenshan Mountain Recreation Area	0	
180	Yuanzui Mountain	0	
181	Gaomei Wetlands	0	
182	Metropolitan Park	0	
183	Dajia	0	
184	Maple Garden	2	0.4%
185	Sun Moon Lake	16	3.1%
186	Formosan Aboriginal Culture Village	1	0.2%
187	Cingjing Veterans Farm	4	0.8%
188	Xitou Bamboo Forest	0	
189	ChungTai Chan Monastery	3	0.6%
190	Jiji	0	
191	Puli	2	0.4%
192	Sing Ling Temple	0	
193	Yushan National Park	0	
194	Puli Distillery	0	
195	921 Earthquake Museum of Taiwan	0	
196	Guguan	0	

d2_2: d2_2 Your least favorite tourist spot is:

Value	Label	Cases	Percentage
197	Hehuanshan National Forest Recreation Area	0	
198	Sunlinksea	0	
199	The Nantou County Culture Park	0	
200	Checheng train station	0	
201	Wushe Scenic Area Recreation Area	0	
202	Shoutian Temple	0	
203	Dongpu Springs	0	
204	Aowanda National Forest Recreation Area	0	
206	Lushan Hot Springs	0	
207	Guangxing Paper Factory	0	
208	Tenshing Kiln Ceramics Cultural Park	0	
215	Lukang Mazu Temple	0	
216	Lukang Folk Arts Museum	0	
217	Lukang Longshan Temple	0	
218	Baguashan	0	
219	Taiwan Folk Village	0	
220	Confucius Temple (Changhua)	0	
221	Lukang tranditional snacks	0	
222	Lukang Old Street	2	0.4%
225	Janfusun Fancy World	0	
226	Beigan Matsu Temple	0	
227	Caoling	0	
235	Alishan	22	4.3%
236	Fenqihu	1	0.2%
237	Chiayis Farm	0	
238	Dongshih Fishery Harbor	0	
240	Old Fort of Anping (Fort Zeelandia)	3	0.6%
241	Chihkan Tower	0	
242	Confucius Temple (Tainan)	0	
243	Koxinga Shrine (Yanping Junwang Temple)	0	
244	Anping Port National Historical Scenic Area	1	0.2%
245	Eternal Golden Castle	1	0.2%
246	Tainan Grand Matsu Temple	0	
247	Luermen Tienhogong Temple	0	
248	Xishu Golden Beach	0	
249	Official God of War Temple (Sacrificial Rites Martial Temple	0	
250	Wufei Temple (Five Consorts Temple)	0	
251	Sicao Mangrove Preserve	1	0.2%
252	Southern Taiwan Science Park	0	
253	Ten Drum Rende Suger Culture and Creativety Park	0	
254	Chimei Museum	0	
255	Taiwan Salt Museum	0	
260	Guanziling	1	0.2%
261	Qigu Birdseeing	0	
262	Wushantou Reservoir Scenic Area	0	

d2_2: d2_2 Your least favorite tourist spot is:

Value	Label	Cases	Percentage
263	Tsengwen Reservoir Scenic Area	0	
264	Dakeng Recreation Farm	0	
265	Tsou-Ma-Lai Farm	0	
270	Love River	6	1.2%
271	Sizhiwan Bay	14	2.7%
272	Lotus Lake	6	1.2%
273	Qijin Seaside Park	6	1.2%
274	Shou Shan(Shou Shan Zoo)	0	
275	Dragon and Tiger Pagodas	2	0.4%
276	Urban Spotlight	1	0.2%
277	Kaohsiung 85 Building	1	0.2%
278	Spring and Autumn Pavilions	0	
279	Confucius Temple (Kaohsiung)	0	
280	Kaohsiung Port	0	
281	Blue Lagoon Water Theme Park	0	
282	Kaohsiung Museum of History	1	0.2%
283	Chijin Mazu Temple	0	
284	National Science and Technology Museum	0	
285	Kaohsiung Museum of Fine Arts	0	
286	Dream Mall	0	
287	New Juejiang Shopping Area	0	
288	Gushan Ferry Station	0	
289	Central Park (Kaohsiung)	0	
290	Former British Consulate	0	
291	Teresa Teng Memorial Hall	0	
292	EDA World	2	0.4%
293	Kaohsiung Arena	0	
294	Pier-2 Art Cneter	3	0.6%
295	Fo Kuang Shan	0	
296	Cheng Ching Lake	1	0.2%
297	Meinong Hakka Cultural Village	1	0.2%
298	Baolai and Bulao Springs	0	
299	Maolin National Scenic Area	0	
300	Liugui Service Area	0	
301	Jiaxian	0	
302	Meishan Visitor Center	0	
303	Kaohsiung Farm	0	
304	Tengzhi National Forest Recreation Area	0	
305	Shihba Luohan Shan	0	
306	Saijia Service Area (Saijia Aviation Park)	0	
307	Sugar Industry Cultural Park	0	
314	Houbihu	2	0.4%
315	Kenting National Park	18	3.5%
317	National Museum of Marine Biology and Aquarium	2	0.4%
318	Fangliu Township	0	

d2_2: d2_2 Your least favorite tourist spot is:

Value	Label	Cases	Percentage
319	Sichongxi	0	
320	Jialeshuei Scenic Area	1	0.2%
321	Kenting Space Port	0	
322	Nanwan Beach Recreation Area	0	
323	Dapeng Bay National Scenic Area	0	
324	Kenting Sea Pool	0	
325	Liuqiu (Shiaoliuqiu)	0	
326	Sandimen	0	
327	Chuanfan Rock	0	
328	Hengchun Ancient City	1	0.2%
329	Liudui Hakka Cultural Park	0	
330	Jiaosi	1	0.2%
331	Tung Shan Science Area	0	
332	Taipingshan	0	
333	Suao Cold Springs	0	
334	Wufengqi Scenic Area	0	
335	Guishan Island (Turtle Island)	0	
336	Fushan Botanical Garden	0	
337	Toucheng Recreation Farm	0	
338	Nanfangao	0	
339	Taipingshan National Forest Recreation Area	0	
340	Toucheng Sea Pool	0	
341	Chilan Forest Playground	0	
342	Caoling Historic Trail	0	
343	Wushih Harbor	0	
344	Da River (Daxi) Honeymoon Bay	0	
345	National Center for Traditional Arts	0	
346	Lanyang Museum	0	
350	Taroko, Tienhsiang	22	4.3%
351	Hualien Farglory Ocean Park	1	0.2%
352	Qixing Lake (Qixingtian)	2	0.4%
353	Amis Cultural Village	0	
354	Liyu (Carp) Lake	0	
355	Shin Kong Chao Feng Ranch & Resort	1	0.2%
356	Ruisui Hongye Springs	2	0.4%
357	Xiuguluan River Rafting Area	0	
358	Wenshan Springs	0	
360	National DongHua University	0	
361	Hualien Seaside Park	0	
362	Whale and Dolphin Watching Tour along East Coast	0	
363	Hualien Sugar Factory	1	0.2%
364	Shitiping	0	
365	Hualien Tzuchi	0	
366	Mataian Wetland Ecological Park	0	
367	Liushidan Mountain	0	

d2_2: d2_2 Your least favorite tourist spot is:

Value	Label	Cases	Percentage
370	Chihpen	1	0.2%
371	Sanxiantai (Terrace of the Three Immortals)	0	
372	Lu Tao (Green Island)	0	
373	Baxian Cave (Baxiandong)	0	
374	Xiaoyeliu (Jialulan)	0	
375	Beinan Cultural Park	0	
376	Guanshan Water Park	1	0.2%
377	Chulu Pasture	0	
378	Taitung Veterans Farm	0	
379	Lanyu (Orchid Island)	0	
380	National Museum of Prehistory	0	
381	Chengkong Harbor	0	
382	Water Running Up	8	1.6%
383	Dulan Mountain	0	
384	Taitung Forest Park	0	
385	Penghu National Scenic Area	3	0.6%
386	Jibei Island	0	
387	Qimei Island	0	
390	Cihu (Kinmen)	0	
391	Kinmen National Park	0	
392	Taoshan	0	
393	Guniungtou War Museum	0	
394	Kinmen Folk Culture Village	0	
395	Juguang Tower	0	
396	Taiwu Mountain	0	
397	Kinmen Liquor Factory	0	
398	Wujiang River Estuary	0	
399	Sun Yat-sen Memorial Forest	0	
405	Qinbi Village	0	
406	Bishan Sightseeing Platform	0	
801	Shilin Night Market	50	9.7%
802	Huaxi Street (Snake Alley) Night Market	2	0.4%
803	Raohe Street Night Market	5	1.0%
804	Shida Night Market	3	0.6%
805	Linjiang St. Night Market	0	
806	Gongguan Night Market	1	0.2%
807	Tihua Street Night Market	0	
808	Ningxia Night Market	10	1.9%
809	Nanjichang Night Market	0	
810	Jingmei Night Market	0	
811	Liaoning Street Night Market	0	
812	Yansan Night Market	1	0.2%
813	Other Night Markets in Taipei City	0	
815	Yonghe Lehua Night Market	1	0.2%
816	Banciao Nanya Night Market	0	

d2_2: d2_2 Your least favorite tourist spot is:

Value	Label	Cases	Percentage
817	Sinjhuang Night Market	0	
818	Jhonghe Singnan Night Market	0	
819	Fuda Garden Night Market	0	
820	Sanho Night Market,	0	
821	Other Night Markets in New Taipei City	0	
825	Keelung Miaokou Tourist Night Market	0	
826	Other Night Markets in Keelung City	0	
830	Jhongli Sinmin Night Market	0	
831	Taoyuan Tourist Night Market	0	
832	Other Night Markets in Taoyuan County	0	
834	Chenghuang Temple Night Market	0	
835	Other Night Markets in Hsinchu City	0	
838	Other Night Markets in Hsinchu County	0	
840	Other Night Markets in Miaoli County	0	
843	Fongjia Night Market	11	2.1%
844	Jhonghua Night Market	0	
845	Yizhong Street Night Market	1	0.2%
846	Other Night Markets in Taichung City	0	
849	Other Night Market in Nantou County	0	
851	Other Night Markets in Changhua County	0	
853	Other Night Markets in Yunlin County	0	
855	Wenhua Rd. Night Market	0	
856	Other Night Markets in Chiayi City	0	
858	Other Night Markets in Chiayi County	0	
860	Siaobei Night Market	0	
861	Huayuan Night Market in Tainan City	3	0.6%
862	Other Night Markets in Tainan City	2	0.4%
863	Other Night Markets in Tainan City	0	
865	Liuhe Night Market	15	2.9%
866	Sinsing Night Market	0	
867	Rueifong Night Market	1	0.2%
868	Jin-Zuan Night Market	0	
869	Kaisyuan Night Market	1	0.2%
870	Other Night Markets in Kaohsiung City	1	0.2%
871	Minzu Rd. Night Market	0	
872	Other Night Markets in Pingtung County	1	0.2%
874	Luodong Night Market	0	
875	Other Night Markets in Yilan County	0	
877	Nanbin Night Market	0	
878	Ziqiang Night Market	2	0.4%
879	Huayuan Night Market in Hualien County	0	
880	Other Night Markets in Taitung County	0	
883	Other Night Markets in Penghu County	0	
885	Other Night Markets in Kinmen County	0	
Sysmiss		6724	

# d2_2: d2_2 Your least favorite tourist spot is:			
Warning: these figures indicate the number of cases found in the data file. They cannot be interpreted as summary statistics of the population of interest.			
# d3a: d3a Please rate your level of satisfaction with the means of public transportation in Taiwan : High Speed Rail			
Information	[Type= discrete] [Format=numeric] [Range= 0-5] [Missing=*]		
Statistics [NW/ W]	[Valid=7239 /-] [Invalid=0 /-]		
Value	Label	Cases	Percentage
0	No experience	5797	<div><div></div></div> 80.1%
1	Very dissatisfied	1	0.0%
2	Dissatisfied	2	0.0%
3	Neutral	30	0.4%
4	Satisfied	320	<div><div></div></div> 4.4%
5	Very satisfied	1089	<div><div></div></div> 15.0%
Warning: these figures indicate the number of cases found in the data file. They cannot be interpreted as summary statistics of the population of interest.			
# d3b: d3b Please rate your level of satisfaction with the means of public transportation in Taiwan : Train			
Information	[Type= discrete] [Format=numeric] [Range= 0-5] [Missing=*]		
Statistics [NW/ W]	[Valid=7239 /-] [Invalid=0 /-]		
Value	Label	Cases	Percentage
0	No experience	4111	<div><div></div></div> 56.8%
1	Very dissatisfied	3	0.0%
2	Dissatisfied	19	0.3%
3	Neutral	185	<div><div></div></div> 2.6%
4	Satisfied	859	<div><div></div></div> 11.9%
5	Very satisfied	2062	<div><div></div></div> 28.5%
Warning: these figures indicate the number of cases found in the data file. They cannot be interpreted as summary statistics of the population of interest.			
# d3c: d3c Please rate your level of satisfaction with the means of public transportation in Taiwan : MRT			
Information	[Type= discrete] [Format=numeric] [Range= 0-5] [Missing=*]		
Statistics [NW/ W]	[Valid=7239 /-] [Invalid=0 /-]		
Value	Label	Cases	Percentage
0	No experience	3226	<div><div></div></div> 44.6%
1	Very dissatisfied	0	
2	Dissatisfied	6	0.1%
3	Neutral	74	1.0%
4	Satisfied	923	<div><div></div></div> 12.8%
5	Very satisfied	3010	<div><div></div></div> 41.6%
Warning: these figures indicate the number of cases found in the data file. They cannot be interpreted as summary statistics of the population of interest.			
# d3d: d3d Please rate your level of satisfaction with the means of public transportation in Taiwan : Airplane			
Information	[Type= discrete] [Format=numeric] [Range= 0-5] [Missing=*]		
Statistics [NW/ W]	[Valid=7239 /-] [Invalid=0 /-]		
Value	Label	Cases	Percentage
0	No experience	7203	<div><div></div></div> 99.5%
1	Very dissatisfied	0	
2	Dissatisfied	1	0.0%
3	Neutral	5	0.1%
4	Satisfied	11	0.2%


# d3d: d3d Please rate your level of satisfaction with the means of public transportation in Taiwan : Airplane			
Value	Label	Cases	Percentage
5	Very satisfied	19	0.3%
Warning: these figures indicate the number of cases found in the data file. They cannot be interpreted as summary statistics of the population of interest.			
# d3e: d3e Please rate your level of satisfaction with the means of public transportation in Taiwan : Coach			
Information	[Type= discrete] [Format=numeric] [Range= 0-5] [Missing=*]		
Statistics [NW/ W]	[Valid=7239 /-] [Invalid=0 /-]		
Value	Label	Cases	Percentage
0	No experience	5000	<div></div> 69.1%
1	Very dissatisfied	1	0.0%
2	Dissatisfied	2	0.0%
3	Neutral	75	<div></div> 1.0%
4	Satisfied	377	<div></div> 5.2%
5	Very satisfied	1784	<div></div> 24.6%
Warning: these figures indicate the number of cases found in the data file. They cannot be interpreted as summary statistics of the population of interest.			

# d3f: d3f Please rate your level of satisfaction with the means of public transportation in Taiwan : Sightseeing tour bus			
Information	[Type= discrete] [Format=numeric] [Range= 0-5] [Missing=*]		
Statistics [NW/ W]	[Valid=7239 /-] [Invalid=0 /-]		
Value	Label	Cases	Percentage
0	No experience	6930	<div><div></div></div> 95.7%
1	Very dissatisfied	1	0.0%
2	Dissatisfied	1	0.0%
3	Neutral	23	0.3%
4	Satisfied	87	1.2%
5	Very satisfied	197	2.7%
Warning: these figures indicate the number of cases found in the data file. They cannot be interpreted as summary statistics of the population of interest.			
# d3g: d3g Please rate your level of satisfaction with the means of public transportation in Taiwan : Bus			
Information	[Type= discrete] [Format=numeric] [Range= 0-5] [Missing=*]		
Statistics [NW/ W]	[Valid=7239 /-] [Invalid=0 /-]		
Value	Label	Cases	Percentage
0	No experience	4950	<div><div></div></div> 68.4%
1	Very dissatisfied	7	0.1%
2	Dissatisfied	30	0.4%
3	Neutral	198	2.7%
4	Satisfied	763	10.5%
5	Very satisfied	1291	17.8%
Warning: these figures indicate the number of cases found in the data file. They cannot be interpreted as summary statistics of the population of interest.			
# d3h: d3h Please rate your level of satisfaction with the means of public transportation in Taiwan : Taxi			
Information	[Type= discrete] [Format=numeric] [Range= 0-5] [Missing=*]		
Statistics [NW/ W]	[Valid=7239 /-] [Invalid=0 /-]		
Value	Label	Cases	Percentage
0	No experience	2864	<div><div></div></div> 39.6%
1	Very dissatisfied	9	0.1%
2	Dissatisfied	38	0.5%
3	Neutral	292	4.0%
4	Satisfied	1189	16.4%
5	Very satisfied	2847	39.3%
Warning: these figures indicate the number of cases found in the data file. They cannot be interpreted as summary statistics of the population of interest.			
# d3i: d3i Please rate your level of satisfaction with the means of public transportation in Taiwan : Ferry			
Information	[Type= discrete] [Format=numeric] [Range= 0-5] [Missing=*]		
Statistics [NW/ W]	[Valid=7239 /-] [Invalid=0 /-]		
Value	Label	Cases	Percentage
0	No experience	5017	<div><div></div></div> 69.3%
1	Very dissatisfied	2	0.0%
2	Dissatisfied	8	0.1%
3	Neutral	76	1.0%
4	Satisfied	554	7.7%
5	Very satisfied	1582	21.9%
Warning: these figures indicate the number of cases found in the data file. They cannot be interpreted as summary statistics of the population of interest.			

d3j: d3j Please rate your level of satisfaction with the means of public transportation in Taiwan : Taiwan Tourist Shuttle

Information [Type= discrete] [Format=numeric] [Range= 0-5] [Missing=*]

Statistics [NW/ W] [Valid=7239 /-] [Invalid=0 /-]


Value	Label	Cases	Percentage
0	No experience	7066	 97.6%
1	Very dissatisfied	0	
2	Dissatisfied	1	0.0%
3	Neutral	7	0.1%
4	Satisfied	59	0.8%
5	Very satisfied	106	1.5%

Warning: these figures indicate the number of cases found in the data file. They cannot be interpreted as summary statistics of the population of interest.

d3k: d3k Please rate your level of satisfaction with the means of public transportation in Taiwan : Public Bicycles

Information [Type= discrete] [Format=numeric] [Range= 0-5] [Missing=*]

Statistics [NW/ W] [Valid=7239 /-] [Invalid=0 /-]



Value	Label	Cases	Percentage
0	No experience	7042	 97.3%
1	Very dissatisfied	0	
2	Dissatisfied	1	0.0%
3	Neutral	10	0.1%
4	Satisfied	51	0.7%
5	Very satisfied	135	1.9%

Warning: these figures indicate the number of cases found in the data file. They cannot be interpreted as summary statistics of the population of interest.

d4_1a: d4_1a Where did you stay during this visit to Taiwan? Hotels

Information [Type= discrete] [Format=numeric] [Range= 0-1] [Missing=*]

Statistics [NW/ W] [Valid=7239 /-] [Invalid=0 /-]




Value	Label	Cases	Percentage
0	No	1558	 21.5%
1	Yes	5681	 78.5%

Warning: these figures indicate the number of cases found in the data file. They cannot be interpreted as summary statistics of the population of interest.

d4_1b: d4_1b The main hotel is in __ County (City)

Information [Type= discrete] [Format=numeric] [Range= 1-22] [Missing=*]

Statistics [NW/ W] [Valid=5681 /-] [Invalid=1558 /-]

Value	Label	Cases	Percentage
1	Taipei City	0	
2	New Taipei City	0	
3	Keelung City	4110	 72.3%
4	Taoyuan County	389	 6.8%
5	Hsinchu City	1182	 20.8%
6	Hsinchu County	0	
7	Miaoli County	0	
8	Taichung City	0	
9	Nantou County	0	
10	Changhua County	0	
11	Yunlin County	0	







# d4_1b: d4_1b The main hotel is in __ County (City)			
Value	Label	Cases	Percentage
12	Chiayi City	0	
13	Chiayi County	0	
14	Tainan Clty	0	
15	Kaohsiung City	0	
16	Pingtung County	0	
17	Yilan County	0	
18	Hualien County	0	
19	Taitung County	0	
20	Penghu County	0	
21	Kinmen County	0	
22	Matsu	0	
Sysmiss		1558	
Warning: these figures indicate the number of cases found in the data file. They cannot be interpreted as summary statistics of the population of interest.			
# d4_1c: d4_1c The main hotel is			
Information	[Type= discrete] [Format=numeric] [Range= 0-5] [Missing=*]		
Statistics [NW/ W]	[Valid=5681 /-] [Invalid=1558 /-]		
Value	Label	Cases	Percentage
0		3272	<div></div> 57.6%
1	International Tourist Hotels	21	<div></div> 0.4%
2	Tourist Hotels	264	<div></div> 4.6%
3	Ordinary Tourist Hotels	735	<div></div> 12.9%
4		440	<div></div> 7.7%
5		949	<div></div> 16.7%
Sysmiss		1558	
Warning: these figures indicate the number of cases found in the data file. They cannot be interpreted as summary statistics of the population of interest.			
# d4_1d: d4_1d How do you rate Hotel?			
Information	[Type= discrete] [Format=numeric] [Range= 1-5] [Missing=*]		
Statistics [NW/ W]	[Valid=5681 /-] [Invalid=1558 /-]		
Value	Label	Cases	Percentage
1	Very dissatisfied	20	<div></div> 0.4%
2	Dissatisfied	70	<div></div> 1.2%
3	Neutral	630	<div></div> 11.1%
4	Satisfied	2187	<div></div> 38.5%
5	Very satisfied	2774	<div></div> 48.8%
Sysmiss		1558	
Warning: these figures indicate the number of cases found in the data file. They cannot be interpreted as summary statistics of the population of interest.			
# d4_2a: d4_2a Where did you stay during this visit to Taiwan? Guest houses			
Information	[Type= discrete] [Format=numeric] [Range= 0-1] [Missing=*]		
Statistics [NW/ W]	[Valid=7239 /-] [Invalid=0 /-]		
Value	Label	Cases	Percentage
0	No	6824	<div></div> 94.3%
1	Yes	415	<div></div> 5.7%
Warning: these figures indicate the number of cases found in the data file. They cannot be interpreted as summary statistics of the population of interest.			

# d4_2b: d4_2b How do you rate Guest houses?			
Information	[Type= discrete] [Format=numeric] [Range= 1-5] [Missing=*]		
Statistics [NW/ W]	[Valid=415 /-] [Invalid=6824 /-]		
Value	Label	Cases	Percentage
1	Very dissatisfied	1	0.2%
2	Dissatisfied	7	1.7%
3	Neutral	30	7.2%
4	Satisfied	129	31.1%
5	Very satisfied	248	59.8%
Sysmiss		6824	
Warning: these figures indicate the number of cases found in the data file. They cannot be interpreted as summary statistics of the population of interest.			
# d4_3: d4_3 Where did you stay during this visit to Taiwan? Youth hostels or community centers			
Information	[Type= discrete] [Format=numeric] [Range= 0-1] [Missing=*]		
Statistics [NW/ W]	[Valid=7239 /-] [Invalid=0 /-]		
Value	Label	Cases	Percentage
0	No	6982	96.4%
1	Yes	257	3.6%
Warning: these figures indicate the number of cases found in the data file. They cannot be interpreted as summary statistics of the population of interest.			
# d4_4: d4_4 Where did you stay during this visit to Taiwan? The home of relatives or friends			
Information	[Type= discrete] [Format=numeric] [Range= 0-1] [Missing=*]		
Statistics [NW/ W]	[Valid=7239 /-] [Invalid=0 /-]		
Value	Label	Cases	Percentage
0	No	7227	99.8%
1	Yes	12	0.2%
Warning: these figures indicate the number of cases found in the data file. They cannot be interpreted as summary statistics of the population of interest.			
# d4_5: d4_5 Where did you stay during this visit to Taiwan? Dormitory			
Information	[Type= discrete] [Format=numeric] [Range= 0-1] [Missing=*]		
Statistics [NW/ W]	[Valid=7239 /-] [Invalid=0 /-]		
Value	Label	Cases	Percentage
0	No	6784	93.7%
1	Yes	455	6.3%
Warning: these figures indicate the number of cases found in the data file. They cannot be interpreted as summary statistics of the population of interest.			
# d4_6: d4_6 Where did you stay during this visit to Taiwan? Rental apartments			
Information	[Type= discrete] [Format=numeric] [Range= 0-1] [Missing=*]		
Statistics [NW/ W]	[Valid=7239 /-] [Invalid=0 /-]		
Value	Label	Cases	Percentage
0	No	7163	99.0%
1	Yes	76	1.0%
Warning: these figures indicate the number of cases found in the data file. They cannot be interpreted as summary statistics of the population of interest.			
# d4_7: d4_7 Where did you stay during this visit to Taiwan? Temples, seminaries, or churches			
Information	[Type= discrete] [Format=numeric] [Range= 0-1] [Missing=*]		
Statistics [NW/ W]	[Valid=7239 /-] [Invalid=0 /-]		

# d4_7: d4_7 Where did you stay during this visit to Taiwan? Temples, seminaries, or churches			
Value	Label	Cases	Percentage
0	No	7128	<div><div></div></div> 98.5%
1	Yes	111	<div><div></div></div> 1.5%
Warning: these figures indicate the number of cases found in the data file. They cannot be interpreted as summary statistics of the population of interest.			
# d4_8: d4_8 Where did you stay during this visit to Taiwan? Others			
Information		[Type= discrete] [Format=numeric] [Range= 0-1] [Missing=*]	
Statistics [NW/ W]		[Valid=7239 /-] [Invalid=0 /-]	
Value	Label	Cases	Percentage
0	No	7224	<div><div></div></div> 99.8%
1	Yes	15	<div><div></div></div> 0.2%
Warning: these figures indicate the number of cases found in the data file. They cannot be interpreted as summary statistics of the population of interest.			
# d4_9: d4_9 Where did you stay during this visit to Taiwan? Others			
Information		[Type= discrete] [Format=numeric] [Range= 0-1] [Missing=*]	
Statistics [NW/ W]		[Valid=7239 /-] [Invalid=0 /-]	
Value	Label	Cases	Percentage
0	No	6761	<div><div></div></div> 93.4%
1	Yes	478	<div><div></div></div> 6.6%
Warning: these figures indicate the number of cases found in the data file. They cannot be interpreted as summary statistics of the population of interest.			
# d5: d5 Will you visit Taiwan again?			
Information		[Type= discrete] [Format=numeric] [Range= 1-2] [Missing=*]	
Statistics [NW/ W]		[Valid=7239 /-] [Invalid=0 /-]	
Value	Label	Cases	Percentage
1	Yes	7110	<div><div></div></div> 98.2%
2	No	129	<div><div></div></div> 1.8%
Warning: these figures indicate the number of cases found in the data file. They cannot be interpreted as summary statistics of the population of interest.			
# d5_1: d5_1 Yes_ The main reason is			
Information		[Type= discrete] [Format=numeric] [Range= 1-7] [Missing=*]	
Statistics [NW/ W]		[Valid=7110 /-] [Invalid=129 /-]	
Value	Label	Cases	Percentage
1	Sightseeing	5833	<div><div></div></div> 82.0%
2	Business	709	<div><div></div></div> 10.0%
3	International Conference or Exhibition	31	<div><div></div></div> 0.4%
4	Visiting friends or relatives	465	<div><div></div></div> 6.5%
5	Studies	28	<div><div></div></div> 0.4%
6	Medical Treatment	5	<div><div></div></div> 0.1%
7	Others	39	<div><div></div></div> 0.5%
Sysmiss		129	
Warning: these figures indicate the number of cases found in the data file. They cannot be interpreted as summary statistics of the population of interest.			
# d6: d6 Will you recommend friends or relatives to visit Taiwan?			
Information		[Type= discrete] [Format=numeric] [Range= 1-2] [Missing=*]	
Statistics [NW/ W]		[Valid=7239 /-] [Invalid=0 /-]	

# d6: d6 Will you recommend friends or relatives to visit Taiwan?			
Value	Label	Cases	Percentage
1	Yes	7171	<div><div></div></div> 99.1%
2	No	68	<div><div></div></div> 0.9%
Warning: these figures indicate the number of cases found in the data file. They cannot be interpreted as summary statistics of the population of interest.			
# d7_1_1: d7_1_1 How do you rate your satisfaction with the experiences you had during your stay in Taiwan:1.Convenience(1)Efficiency of applying for a visa			
Information	[Type= discrete] [Format=numeric] [Range= 0-5] [Missing=*]		
Statistics [NW/ W]	[Valid=7239 /-] [Invalid=0 /-]		
Value	Label	Cases	Percentage
0	No experience	2808	<div><div></div></div> 38.8%
1	Very dissatisfied	84	<div><div></div></div> 1.2%
2	Dissatisfied	284	<div><div></div></div> 3.9%
3	Neutral	646	<div><div></div></div> 8.9%
4	Satisfied	1274	<div><div></div></div> 17.6%
5	Very satisfied	2143	<div><div></div></div> 29.6%
Warning: these figures indicate the number of cases found in the data file. They cannot be interpreted as summary statistics of the population of interest.			
# d7_1_2: d7_1_2 How do you rate your satisfaction with the experiences you had during your stay in Taiwan:1.Convenience(2)International transportation to Taiwan(Ease of obtaining tickets, flight times, etc.)			
Information	[Type= discrete] [Format=numeric] [Range= 1-5] [Missing=*]		
Statistics [NW/ W]	[Valid=7239 /-] [Invalid=0 /-]		
Value	Label	Cases	Percentage
1	Very dissatisfied	16	<div><div></div></div> 0.2%
2	Dissatisfied	49	<div><div></div></div> 0.7%
3	Neutral	405	<div><div></div></div> 5.6%
4	Satisfied	2356	<div><div></div></div> 32.5%
5	Very satisfied	4413	<div><div></div></div> 61.0%
Warning: these figures indicate the number of cases found in the data file. They cannot be interpreted as summary statistics of the population of interest.			
# d7_1_3: d7_1_3 How do you rate your satisfaction with the experiences you had during your stay in Taiwan:1.Convenience(3)Communication facilities(Int'l public telephone, the Internet)			
Information	[Type= discrete] [Format=numeric] [Range= 0-5] [Missing=*]		
Statistics [NW/ W]	[Valid=7239 /-] [Invalid=0 /-]		
Value	Label	Cases	Percentage
0	No experience	1061	<div><div></div></div> 14.7%
1	Very dissatisfied	41	<div><div></div></div> 0.6%
2	Dissatisfied	144	<div><div></div></div> 2.0%
3	Neutral	734	<div><div></div></div> 10.1%
4	Satisfied	1984	<div><div></div></div> 27.4%
5	Very satisfied	3275	<div><div></div></div> 45.2%
Warning: these figures indicate the number of cases found in the data file. They cannot be interpreted as summary statistics of the population of interest.			
# d7_1_3a: d7_1_3a How do you rate your satisfaction with the experiences you had during your stay in Taiwan:1.Convenience(3A)Communication facilities(iTaiwan free wifi)			
Information	[Type= discrete] [Format=numeric] [Range= 0-5] [Missing=*]		
Statistics [NW/ W]	[Valid=7239 /-] [Invalid=0 /-]		







d7_1_3a: d7_1_3a How do you rate your satisfaction with the experiences you had during your stay in Taiwan:1.Convenience(3A)Communication facilities(iTaiwan free wifi)

Value	Label	Cases	Percentage
0	No experience	4218	 58.3%
1	Very dissatisfied	68	 0.9%
2	Dissatisfied	150	 2.1%
3	Neutral	453	 6.3%
4	Satisfied	840	 11.6%
5	Very satisfied	1510	 20.9%

Warning: these figures indicate the number of cases found in the data file. They cannot be interpreted as summary statistics of the population of interest.

d7_1_4: d7_1_4 How do you rate your satisfaction with the experiences you had during your stay in Taiwan:1.Convenience(4)Access to tourism information







Information	[Type= discrete] [Format=numeric] [Range= 0-5] [Missing=*]
Statistics [NW/ W]	[Valid=7239 /-] [Invalid=0 /-]

Value	Label	Cases	Percentage
0	No experience	935	 12.9%
1	Very dissatisfied	8	 0.1%
2	Dissatisfied	67	 0.9%
3	Neutral	678	 9.4%
4	Satisfied	2131	 29.4%
5	Very satisfied	3420	 47.2%

Warning: these figures indicate the number of cases found in the data file. They cannot be interpreted as summary statistics of the population of interest.

d7_1_5: d7_1_5 How do you rate your satisfaction with the experiences you had during your stay in Taiwan:1.Convenience(5)Local transportation






Information	[Type= discrete] [Format=numeric] [Range= 0-5] [Missing=*]
Statistics [NW/ W]	[Valid=7239 /-] [Invalid=0 /-]

Value	Label	Cases	Percentage
0	No experience	232	 3.2%
1	Very dissatisfied	8	 0.1%
2	Dissatisfied	41	 0.6%
3	Neutral	510	 7.0%
4	Satisfied	2284	 31.6%
5	Very satisfied	4164	 57.5%

Warning: these figures indicate the number of cases found in the data file. They cannot be interpreted as summary statistics of the population of interest.

d7_1_6: d7_1_6 How do you rate your satisfaction with the experiences you had during your stay in Taiwan:1.Convenience(6)Immigration procedures

Information	[Type= discrete] [Format=numeric] [Range= 1-5] [Missing=*]
Statistics [NW/ W]	[Valid=7239 /-] [Invalid=0 /-]

Value	Label	Cases	Percentage
1	Very dissatisfied	38	 0.5%
2	Dissatisfied	145	 2.0%
3	Neutral	641	 8.9%
4	Satisfied	2224	 30.7%
5	Very satisfied	4191	 57.9%

Warning: these figures indicate the number of cases found in the data file. They cannot be interpreted as summary statistics of the population of interest.

# d7_1_7: d7_1_7 How do you rate your satisfaction with the experiences you had during your stay in Taiwan:1.Convenience(7)Customs procedures			
Information	[Type= discrete] [Format=numeric] [Range= 1-5] [Missing=*]		
Statistics [NW/ W]	[Valid=7239 /-] [Invalid=0 /-]		
Value	Label	Cases	Percentage
1	Very dissatisfied	16	0.2%
2	Dissatisfied	64	0.9%
3	Neutral	643	8.9%
4	Satisfied	2252	31.1%
5	Very satisfied	4264	58.9%
Warning: these figures indicate the number of cases found in the data file. They cannot be interpreted as summary statistics of the population of interest.			
# d7_2_1: d7_2_1 How do you rate your satisfaction with the experiences you had during your stay in Taiwan:2.Environment internationalization(1)Clearness of road signs and public facilities signs			
Information	[Type= discrete] [Format=numeric] [Range= 1-5] [Missing=*]		
Statistics [NW/ W]	[Valid=7239 /-] [Invalid=0 /-]		
Value	Label	Cases	Percentage
1	Very dissatisfied	34	0.5%
2	Dissatisfied	163	2.3%
3	Neutral	1027	14.2%
4	Satisfied	2316	32.0%
5	Very satisfied	3699	51.1%
Warning: these figures indicate the number of cases found in the data file. They cannot be interpreted as summary statistics of the population of interest.			
# d7_2_2: d7_2_2 How do you rate your satisfaction with the experiences you had during your stay in Taiwan:2.Environment internationalization(2)Access to services in English			
Information	[Type= discrete] [Format=numeric] [Range= 1-5] [Missing=*]		
Statistics [NW/ W]	[Valid=7239 /-] [Invalid=0 /-]		
Value	Label	Cases	Percentage
1	Very dissatisfied	51	0.7%
2	Dissatisfied	181	2.5%
3	Neutral	819	11.3%
4	Satisfied	2183	30.2%
5	Very satisfied	4005	55.3%
Warning: these figures indicate the number of cases found in the data file. They cannot be interpreted as summary statistics of the population of interest.			
# d7_2_3: d7_2_3 How do you rate your satisfaction with the experiences you had during your stay in Taiwan:2.Environment internationalization(3)Friendliness of Taiwan people			
Information	[Type= discrete] [Format=numeric] [Range= 1-5] [Missing=*]		
Statistics [NW/ W]	[Valid=7239 /-] [Invalid=0 /-]		
Value	Label	Cases	Percentage
1	Very dissatisfied	3	0.0%
2	Dissatisfied	26	0.4%
3	Neutral	239	3.3%
4	Satisfied	1558	21.5%
5	Very satisfied	5413	74.8%
Warning: these figures indicate the number of cases found in the data file. They cannot be interpreted as summary statistics of the population of interest.			

d7_3_1: d7_3_1 How do you rate your satisfaction with the experiences you had during your stay in Taiwan:3.Safety(1)Safety of recreational facilities

Information [Type= discrete] [Format=numeric] [Range= 0-5] [Missing=*]

Statistics [NW/ W] [Valid=7239 /-] [Invalid=0 /-]

Value	Label	Cases	Percentage
0	No experience	579	8.0%
1	Very dissatisfied	2	0.0%
2	Dissatisfied	18	0.2%
3	Neutral	291	4.0%
4	Satisfied	2011	27.8%
5	Very satisfied	4338	59.9%

Warning: these figures indicate the number of cases found in the data file. They cannot be interpreted as summary statistics of the population of interest.

d7_3_2: d7_3_2 How do you rate your satisfaction with the experiences you had during your stay in Taiwan:3.Safety(2)Safety of social environments

Information [Type= discrete] [Format=numeric] [Range= 1-5] [Missing=*]

Statistics [NW/ W] [Valid=7239 /-] [Invalid=0 /-]

Value	Label	Cases	Percentage
1	Very dissatisfied	1	0.0%
2	Dissatisfied	13	0.2%
3	Neutral	299	4.1%
4	Satisfied	2027	28.0%
5	Very satisfied	4899	67.7%

Warning: these figures indicate the number of cases found in the data file. They cannot be interpreted as summary statistics of the population of interest.

d7_3_3: d7_3_3 How do you rate your satisfaction with the experiences you had during your stay in Taiwan:3.Safety(3)Safety of accommodation facilities

Information [Type= discrete] [Format=numeric] [Range= 0-5] [Missing=*]

Statistics [NW/ W] [Valid=7239 /-] [Invalid=0 /-]

Value	Label	Cases	Percentage
0	No experience	188	2.6%
1	Very dissatisfied	1	0.0%
2	Dissatisfied	13	0.2%
3	Neutral	280	3.9%
4	Satisfied	2048	28.3%
5	Very satisfied	4709	65.1%

Warning: these figures indicate the number of cases found in the data file. They cannot be interpreted as summary statistics of the population of interest.

d7_3_4: d7_3_4 How do you rate your satisfaction with the experiences you had during your stay in Taiwan:3.Safety(4)Good public environmental hygiene

Information [Type= discrete] [Format=numeric] [Range= 1-5] [Missing=*]

Statistics [NW/ W] [Valid=7239 /-] [Invalid=0 /-]

Value	Label	Cases	Percentage
1	Very dissatisfied	18	0.2%
2	Dissatisfied	108	1.5%
3	Neutral	787	10.9%
4	Satisfied	2241	31.0%
5	Very satisfied	4085	56.4%

# d7_3_4: d7_3_4 How do you rate your satisfaction with the experiences you had during your stay in Taiwan:3.Safety(4)Good public environmental hygiene			
Warning: these figures indicate the number of cases found in the data file. They cannot be interpreted as summary statistics of the population of interest.			
# d7_3_5: d7_3_5 How do you rate your satisfaction with the experiences you had during your stay in Taiwan:3.Safety(5)Good food hygiene			
Information	[Type= discrete] [Format=numeric] [Range= 1-5] [Missing=*]		
Statistics [NW/ W]	[Valid=7239 /-] [Invalid=0 /-]		
Value	Label	Cases	Percentage
1	Very dissatisfied	21	0.3%
2	Dissatisfied	130	1.8%
3	Neutral	890	12.3%
4	Satisfied	2416	33.4%
5	Very satisfied	3782	52.2%
Warning: these figures indicate the number of cases found in the data file. They cannot be interpreted as summary statistics of the population of interest.			
# d7_4: d7_4 Please rate your overall satisfaction with this trip to Taiwan			
Information	[Type= discrete] [Format=numeric] [Range= 1-5] [Missing=*]		
Statistics [NW/ W]	[Valid=7239 /-] [Invalid=0 /-]		
Value	Label	Cases	Percentage
1	Very dissatisfied	0	
2	Dissatisfied	7	0.1%
3	Neutral	189	2.6%
4	Satisfied	2616	36.1%
5	Very satisfied	4427	61.2%
Warning: these figures indicate the number of cases found in the data file. They cannot be interpreted as summary statistics of the population of interest.			
# d8_1: d8_1 Please indicate your favorite foreign country/area which you have had visited as a tourist for the past 3 years?			
Information	[Type= discrete] [Format=numeric] [Range= 1-10] [Missing=*]		
Statistics [NW/ W]	[Valid=7239 /-] [Invalid=0 /-]		
Value	Label	Cases	Percentage
1	Mainland China	151	2.1%
2	Hong Kong/Macao	435	6.0%
3	Indonesia	68	0.9%
4	Japan	870	12.0%
5	Korea	391	5.4%
6	Malaysia	135	1.9%
7	Philippines	65	0.9%
8	Singapore	340	4.7%
9	Thailand	583	8.1%
10	None of above	4201	58.0%
Warning: these figures indicate the number of cases found in the data file. They cannot be interpreted as summary statistics of the population of interest.			
# d8_2a_1: d8_2a_1 Why is the chosen country/area your favorite?(1)Scenery(Check all that apply)			
Information	[Type= discrete] [Format=numeric] [Range= 0-1] [Missing=*]		
Statistics [NW/ W]	[Valid=3038 /-] [Invalid=4201 /-]		
Value	Label	Cases	Percentage
0	No	1749	57.6%

# d8_2a_1: d8_2a_1 Why is the chosen country/area your favorite?(1)Scenery(Check all that apply)			
Value	Label	Cases	Percentage
1	Yes	1289	<div><div></div></div> 42.4%
Sysmiss		4201	
Warning: these figures indicate the number of cases found in the data file. They cannot be interpreted as summary statistics of the population of interest.			
# d8_2a_2: d8_2a_2 Why is the chosen country/area your favorite?(2)Shopping(Check all that apply)			
Information	[Type= discrete] [Format=numeric] [Range= 0-1] [Missing=*]		
Statistics [NW/ W]	[Valid=3038 /-] [Invalid=4201 /-]		
Value	Label	Cases	Percentage
0	No	1754	<div><div></div></div> 57.7%
1	Yes	1284	<div><div></div></div> 42.3%
Sysmiss		4201	
Warning: these figures indicate the number of cases found in the data file. They cannot be interpreted as summary statistics of the population of interest.			
# d8_2a_3: d8_2a_3 Why is the chosen country/area your favorite?(3)Food(Check all that apply)			
Information	[Type= discrete] [Format=numeric] [Range= 0-1] [Missing=*]		
Statistics [NW/ W]	[Valid=3038 /-] [Invalid=4201 /-]		
Value	Label	Cases	Percentage
0	No	1939	<div><div></div></div> 63.8%
1	Yes	1099	<div><div></div></div> 36.2%
Sysmiss		4201	
Warning: these figures indicate the number of cases found in the data file. They cannot be interpreted as summary statistics of the population of interest.			
# d8_2a_4: d8_2a_4 Why is the chosen country/area your favorite?(4)Fruits(Check all that apply)			
Information	[Type= discrete] [Format=numeric] [Range= 0-1] [Missing=*]		
Statistics [NW/ W]	[Valid=3038 /-] [Invalid=4201 /-]		
Value	Label	Cases	Percentage
0	No	2800	<div><div></div></div> 92.2%
1	Yes	238	<div><div></div></div> 7.8%
Sysmiss		4201	
Warning: these figures indicate the number of cases found in the data file. They cannot be interpreted as summary statistics of the population of interest.			
# d8_2a_5: d8_2a_5 Why is the chosen country/area your favorite?(5)Flowers(Check all that apply)			
Information	[Type= discrete] [Format=numeric] [Range= 0-1] [Missing=*]		
Statistics [NW/ W]	[Valid=3038 /-] [Invalid=4201 /-]		
Value	Label	Cases	Percentage
0	No	2992	<div><div></div></div> 98.5%
1	Yes	46	<div><div></div></div> 1.5%
Sysmiss		4201	
Warning: these figures indicate the number of cases found in the data file. They cannot be interpreted as summary statistics of the population of interest.			
# d8_2a_6: d8_2a_6 Why is the chosen country/area your favorite?(6)Geographical convenience(Check all that apply)			
Information	[Type= discrete] [Format=numeric] [Range= 0-1] [Missing=*]		
Statistics [NW/ W]	[Valid=3038 /-] [Invalid=4201 /-]		
Value	Label	Cases	Percentage
0	No	2807	<div><div></div></div> 92.4%
1	Yes	231	<div><div></div></div> 7.6%

# d8_2a_6: d8_2a_6 Why is the chosen country/area your favorite?(6)Geographical convenience(Check all that apply)			
Value	Label	Cases	Percentage
Sysmiss		4201	
Warning: these figures indicate the number of cases found in the data file. They cannot be interpreted as summary statistics of the population of interest.			
# d8_2a_7: d8_2a_7 Why is the chosen country/area your favorite?(7)Weather(Check all that apply)			
Information	[Type= discrete] [Format=numeric] [Range= 0-1] [Missing=*]		
Statistics [NW/ W]	[Valid=3038 /-] [Invalid=4201 /-]		
Value	Label	Cases	Percentage
0	No	2695	<div><div></div></div> 88.7%
1	Yes	343	<div><div></div></div> 11.3%
Sysmiss		4201	
Warning: these figures indicate the number of cases found in the data file. They cannot be interpreted as summary statistics of the population of interest.			
# d8_2a_8: d8_2a_8 Why is the chosen country/area your favorite?(8)Historical relics(Check all that apply)			
Information	[Type= discrete] [Format=numeric] [Range= 0-1] [Missing=*]		
Statistics [NW/ W]	[Valid=3038 /-] [Invalid=4201 /-]		
Value	Label	Cases	Percentage
0	No	2827	<div><div></div></div> 93.1%
1	Yes	211	<div><div></div></div> 6.9%
Sysmiss		4201	
Warning: these figures indicate the number of cases found in the data file. They cannot be interpreted as summary statistics of the population of interest.			
# d8_2a_9: d8_2a_9 Why is the chosen country/area your favorite?(9)Night life(Check all that apply)			
Information	[Type= discrete] [Format=numeric] [Range= 0-1] [Missing=*]		
Statistics [NW/ W]	[Valid=3038 /-] [Invalid=4201 /-]		
Value	Label	Cases	Percentage
0	No	2853	<div><div></div></div> 93.9%
1	Yes	185	<div><div></div></div> 6.1%
Sysmiss		4201	
Warning: these figures indicate the number of cases found in the data file. They cannot be interpreted as summary statistics of the population of interest.			
# d8_2a_10: d8_2a_10 Why is the chosen country/area your favorite?(10)Festival activities(Check all that apply)			
Information	[Type= discrete] [Format=numeric] [Range= 0-1] [Missing=*]		
Statistics [NW/ W]	[Valid=3038 /-] [Invalid=4201 /-]		
Value	Label	Cases	Percentage
0	No	2942	<div><div></div></div> 96.8%
1	Yes	96	<div><div></div></div> 3.2%
Sysmiss		4201	
Warning: these figures indicate the number of cases found in the data file. They cannot be interpreted as summary statistics of the population of interest.			

d8_2a_11: d8_2a_11 Why is the chosen country/area your favorite?(11)Recreational facilities (e.g. amusement parks, golf course, resort villages)((Check all that apply)

Information [Type= discrete] [Format=numeric] [Range= 0-1] [Missing=*]

Statistics [NW/ W] [Valid=3038 /-] [Invalid=4201 /-]

Value	Label	Cases	Percentage
0	No	2837	93.4%
1	Yes	201	6.6%
Sysmiss		4201	

Warning: these figures indicate the number of cases found in the data file. They cannot be interpreted as summary statistics of the population of interest.

d8_2a_12: d8_2a_12 Why is the chosen country/area your favorite?(12)Health care(Check all that apply)

Information [Type= discrete] [Format=numeric] [Range= 0-1] [Missing=*]

Statistics [NW/ W] [Valid=3038 /-] [Invalid=4201 /-]

Value	Label	Cases	Percentage
0	No	3013	99.2%
1	Yes	25	0.8%
Sysmiss		4201	

Warning: these figures indicate the number of cases found in the data file. They cannot be interpreted as summary statistics of the population of interest.

d8_2a_13: d8_2a_13 Why is the chosen country/area your favorite?(13)Customs and culture(Check all that apply)

Information [Type= discrete] [Format=numeric] [Range= 0-1] [Missing=*]

Statistics [NW/ W] [Valid=3038 /-] [Invalid=4201 /-]

Value	Label	Cases	Percentage
0	No	2500	82.3%
1	Yes	538	17.7%
Sysmiss		4201	

Warning: these figures indicate the number of cases found in the data file. They cannot be interpreted as summary statistics of the population of interest.

d8_2a_14: d8_2a_14 Why is the chosen country/area your favorite?(14)Friendliness of the people(Check all that apply)

Information [Type= discrete] [Format=numeric] [Range= 0-1] [Missing=*]

Statistics [NW/ W] [Valid=3038 /-] [Invalid=4201 /-]

Value	Label	Cases	Percentage
0	No	2559	84.2%
1	Yes	479	15.8%
Sysmiss		4201	

Warning: these figures indicate the number of cases found in the data file. They cannot be interpreted as summary statistics of the population of interest.

d8_2a_15: d8_2a_15 Why is the chosen country/area your favorite?(15)Safe social environment(Check all that apply)

Information [Type= discrete] [Format=numeric] [Range= 0-1] [Missing=*]

Statistics [NW/ W] [Valid=3038 /-] [Invalid=4201 /-]

Value	Label	Cases	Percentage
0	No	2639	86.9%
1	Yes	399	13.1%
Sysmiss		4201	

Warning: these figures indicate the number of cases found in the data file. They cannot be interpreted as summary statistics of the population of interest.

d8_2a_16: d8_2a_16 Why is the chosen country/area your favorite?(16)Democracy(Check all that apply)

Information [Type= discrete] [Format=numeric] [Range= 0-1] [Missing=*]

# d8_2a_16: d8_2a_16 Why is the chosen country/area your favorite?(16)Democracy(Check all that apply)			
Statistics [NW/ W]	[Valid=3038 /-] [Invalid=4201 /-]		
Value	Label	Cases	Percentage
0	No	3014	<div><div></div></div> 99.2%
1	Yes	24	<div><div></div></div> 0.8%
Sysmiss		4201	
Warning: these figures indicate the number of cases found in the data file. They cannot be interpreted as summary statistics of the population of interest.			
# d8_2a_17: d8_2a_17 Why is the chosen country/area your favorite?(17)Others(Check all that apply)			
Information	[Type= discrete] [Format=numeric] [Range= 0-1] [Missing=*]		
Statistics [NW/ W]	[Valid=3038 /-] [Invalid=4201 /-]		
Value	Label	Cases	Percentage
0	No	2708	<div><div></div></div> 89.1%
1	Yes	330	<div><div></div></div> 10.9%
Sysmiss		4201	
Warning: these figures indicate the number of cases found in the data file. They cannot be interpreted as summary statistics of the population of interest.			
# d8_2b_1: d8_2b_1 According to your experience during this visit, Taiwan is superior to(1)Scenery(Check all that apply)			
Information	[Type= discrete] [Format=numeric] [Range= 0-1] [Missing=*]		
Statistics [NW/ W]	[Valid=3038 /-] [Invalid=4201 /-]		
Value	Label	Cases	Percentage
0	No	2515	<div><div></div></div> 82.8%
1	Yes	523	<div><div></div></div> 17.2%
Sysmiss		4201	
Warning: these figures indicate the number of cases found in the data file. They cannot be interpreted as summary statistics of the population of interest.			
# d8_2b_2: d8_2b_2 According to your experience during this visit, Taiwan is superior to(2)Shopping(Check all that apply)			
Information	[Type= discrete] [Format=numeric] [Range= 0-1] [Missing=*]		
Statistics [NW/ W]	[Valid=3038 /-] [Invalid=4201 /-]		
Value	Label	Cases	Percentage
0	No	2751	<div><div></div></div> 90.6%
1	Yes	287	<div><div></div></div> 9.4%
Sysmiss		4201	
Warning: these figures indicate the number of cases found in the data file. They cannot be interpreted as summary statistics of the population of interest.			
# d8_2b_3: d8_2b_3 According to your experience during this visit, Taiwan is superior to(3)Food(Check all that apply)			
Information	[Type= discrete] [Format=numeric] [Range= 0-1] [Missing=*]		
Statistics [NW/ W]	[Valid=3038 /-] [Invalid=4201 /-]		
Value	Label	Cases	Percentage
0	No	2354	<div><div></div></div> 77.5%
1	Yes	684	<div><div></div></div> 22.5%
Sysmiss		4201	
Warning: these figures indicate the number of cases found in the data file. They cannot be interpreted as summary statistics of the population of interest.			
# d8_2b_4: d8_2b_4 According to your experience during this visit, Taiwan is superior to(4)Fruits(Check all that apply)			
Information	[Type= discrete] [Format=numeric] [Range= 0-1] [Missing=*]		

# d8_2b_4: d8_2b_4 According to your experience during this visit, Taiwan is superior to(4)Fruits(Check all that apply)			
Statistics [NW/ W]		[Valid=3038 /-] [Invalid=4201 /-]	
Value	Label	Cases	Percentage
0	No	2741	<div><div></div></div> 90.2%
1	Yes	297	<div><div></div></div> 9.8%
Sysmiss		4201	
Warning: these figures indicate the number of cases found in the data file. They cannot be interpreted as summary statistics of the population of interest.			
# d8_2b_5: d8_2b_5 According to your experience during this visit, Taiwan is superior to(5)Flowers(Check all that apply)			
Information		[Type= discrete] [Format=numeric] [Range= 0-1] [Missing=*]	
Statistics [NW/ W]		[Valid=3038 /-] [Invalid=4201 /-]	
Value	Label	Cases	Percentage
0	No	3019	<div><div></div></div> 99.4%
1	Yes	19	<div><div></div></div> 0.6%
Sysmiss		4201	
Warning: these figures indicate the number of cases found in the data file. They cannot be interpreted as summary statistics of the population of interest.			
# d8_2b_6: d8_2b_6 According to your experience during this visit, Taiwan is superior to(6)Geographical convenience(Check all that apply)			
Information		[Type= discrete] [Format=numeric] [Range= 0-1] [Missing=*]	
Statistics [NW/ W]		[Valid=3038 /-] [Invalid=4201 /-]	
Value	Label	Cases	Percentage
0	No	2819	<div><div></div></div> 92.8%
1	Yes	219	<div><div></div></div> 7.2%
Sysmiss		4201	
Warning: these figures indicate the number of cases found in the data file. They cannot be interpreted as summary statistics of the population of interest.			
# d8_2b_7: d8_2b_7 According to your experience during this visit, Taiwan is superior to(7)Weather(Check all that apply)			
Information		[Type= discrete] [Format=numeric] [Range= 0-1] [Missing=*]	
Statistics [NW/ W]		[Valid=3038 /-] [Invalid=4201 /-]	
Value	Label	Cases	Percentage
0	No	2829	<div><div></div></div> 93.1%
1	Yes	209	<div><div></div></div> 6.9%
Sysmiss		4201	
Warning: these figures indicate the number of cases found in the data file. They cannot be interpreted as summary statistics of the population of interest.			
# d8_2b_8: d8_2b_8 According to your experience during this visit, Taiwan is superior to(8)Historical relics(Check all that apply)			
Information		[Type= discrete] [Format=numeric] [Range= 0-1] [Missing=*]	
Statistics [NW/ W]		[Valid=3038 /-] [Invalid=4201 /-]	
Value	Label	Cases	Percentage
0	No	2851	<div><div></div></div> 93.8%
1	Yes	187	<div><div></div></div> 6.2%
Sysmiss		4201	
Warning: these figures indicate the number of cases found in the data file. They cannot be interpreted as summary statistics of the population of interest.			

d8_2b_9: d8_2b_9 According to your experience during this visit, Taiwan is superior to(9)Night life(Check all that apply)

Information

[Type= discrete] [Format=numeric] [Range= 0-1] [Missing=*]

Statistics [NW/ W]

[Valid=3038 /-] [Invalid=4201 /-]

Value	Label	Cases	Percentage
0	No	2905	<div></div> 95.6%
1	Yes	133	<div></div> 4.4%
Sysmiss		4201	

Warning: these figures indicate the number of cases found in the data file. They cannot be interpreted as summary statistics of the population of interest.

d8_2b_10: d8_2b_10 According to your experience during this visit, Taiwan is superior to(10)Festival activities(Check all that apply)

Information

[Type= discrete] [Format=numeric] [Range= 0-1] [Missing=*]

Statistics [NW/ W]

[Valid=3038 /-] [Invalid=4201 /-]

Value	Label	Cases	Percentage
0	No	3021	<div></div> 99.4%
1	Yes	17	<div></div> 0.6%
Sysmiss		4201	

Warning: these figures indicate the number of cases found in the data file. They cannot be interpreted as summary statistics of the population of interest.

d8_2b_11: d8_2b_11 According to your experience during this visit, Taiwan is superior to(11)Recreational facilities (e.g. amusement parks, golf course, resort villages)(Check all that apply)

Information

[Type= discrete] [Format=numeric] [Range= 0-1] [Missing=*]

Statistics [NW/ W]

[Valid=3038 /-] [Invalid=4201 /-]

Value	Label	Cases	Percentage
0	No	3005	<div></div> 98.9%
1	Yes	33	<div></div> 1.1%
Sysmiss		4201	

Warning: these figures indicate the number of cases found in the data file. They cannot be interpreted as summary statistics of the population of interest.

d8_2b_12: d8_2b_12 According to your experience during this visit, Taiwan is superior to(12)Health care(Check all that apply)

Information

[Type= discrete] [Format=numeric] [Range= 0-1] [Missing=*]

Statistics [NW/ W]

[Valid=3038 /-] [Invalid=4201 /-]

Value	Label	Cases	Percentage
0	No	3017	<div></div> 99.3%
1	Yes	21	<div></div> 0.7%
Sysmiss		4201	

Warning: these figures indicate the number of cases found in the data file. They cannot be interpreted as summary statistics of the population of interest.

d8_2b_13: d8_2b_13 According to your experience during this visit, Taiwan is superior to(13)Customs and culture(Check all that apply)

Information

[Type= discrete] [Format=numeric] [Range= 0-1] [Missing=*]

Statistics [NW/ W]

[Valid=3038 /-] [Invalid=4201 /-]

Value	Label	Cases	Percentage
0	No	2631	<div></div> 86.6%
1	Yes	407	<div></div> 13.4%
Sysmiss		4201	

Warning: these figures indicate the number of cases found in the data file. They cannot be interpreted as summary statistics of the population of interest.

# d8_2b_14: d8_2b_14 According to your experience during this visit, Taiwan is superior to(14)Friendliness of the people(Check all that apply)			
Information		[Type= discrete] [Format=numeric] [Range= 0-1] [Missing=*]	
Statistics [NW/ W]		[Valid=3038 /-] [Invalid=4201 /-]	
Value	Label	Cases	Percentage
0	No	1626	<div><div></div></div> 53.5%
1	Yes	1412	<div><div></div></div> 46.5%
Sysmiss		4201	
<i>Warning: these figures indicate the number of cases found in the data file. They cannot be interpreted as summary statistics of the population of interest.</i>			
# d8_2b_15: d8_2b_15 According to your experience during this visit, Taiwan is superior to(15)Safe social environment(Check all that apply)			
Information		[Type= discrete] [Format=numeric] [Range= 0-1] [Missing=*]	
Statistics [NW/ W]		[Valid=3038 /-] [Invalid=4201 /-]	
Value	Label	Cases	Percentage
0	No	2611	<div><div></div></div> 85.9%
1	Yes	427	<div><div></div></div> 14.1%
Sysmiss		4201	
<i>Warning: these figures indicate the number of cases found in the data file. They cannot be interpreted as summary statistics of the population of interest.</i>			
# d8_2b_16: d8_2b_16 According to your experience during this visit, Taiwan is superior to(16)Democracy(Check all that apply)			
Information		[Type= discrete] [Format=numeric] [Range= 0-1] [Missing=*]	
Statistics [NW/ W]		[Valid=3038 /-] [Invalid=4201 /-]	
Value	Label	Cases	Percentage
0	No	2987	<div><div></div></div> 98.3%
1	Yes	51	<div><div></div></div> 1.7%
Sysmiss		4201	
<i>Warning: these figures indicate the number of cases found in the data file. They cannot be interpreted as summary statistics of the population of interest.</i>			
# d8_2b_17: d8_2b_17 According to your experience during this visit, Taiwan is superior to(17)Others(Check all that apply)			
Information		[Type= discrete] [Format=numeric] [Range= 0-1] [Missing=*]	
Statistics [NW/ W]		[Valid=3038 /-] [Invalid=4201 /-]	
Value	Label	Cases	Percentage
0	No	2304	<div><div></div></div> 75.8%
1	Yes	734	<div><div></div></div> 24.2%
Sysmiss		4201	
<i>Warning: these figures indicate the number of cases found in the data file. They cannot be interpreted as summary statistics of the population of interest.</i>			
# d9_1: d9_1 Which part of Taiwan has given you the deepest impression?(1)Gourmet food(Check all that apply)			
Information		[Type= discrete] [Format=numeric] [Range= 0-1] [Missing=*]	
Statistics [NW/ W]		[Valid=7239 /-] [Invalid=0 /-]	
Value	Label	Cases	Percentage
0	No	3815	<div><div></div></div> 52.7%
1	Yes	3424	<div><div></div></div> 47.3%
<i>Warning: these figures indicate the number of cases found in the data file. They cannot be interpreted as summary statistics of the population of interest.</i>			

d9_2: d9_2 Which part of Taiwan has given you the deepest impression?(2)Coastal view(Check all that apply)

Information	[Type= discrete] [Format=numeric] [Range= 0-1] [Missing=*]		
Statistics [NW/ W]	[Valid=7239 /-] [Invalid=0 /-]		
Value	Label	Cases	Percentage
0	No	5246	<div></div> 72.5%
1	Yes	1993	<div></div> 27.5%

Warning: these figures indicate the number of cases found in the data file. They cannot be interpreted as summary statistics of the population of interest.

d9_3: d9_3 Which part of Taiwan has given you the deepest impression?(3)Hot springs(Check all that apply)

Information	[Type= discrete] [Format=numeric] [Range= 0-1] [Missing=*]		
Statistics [NW/ W]	[Valid=7239 /-] [Invalid=0 /-]		
Value	Label	Cases	Percentage
0	No	6820	<div></div> 94.2%
1	Yes	419	<div></div> 5.8%

Warning: these figures indicate the number of cases found in the data file. They cannot be interpreted as summary statistics of the population of interest.

d9_4: d9_4 Which part of Taiwan has given you the deepest impression?(4)Historical relics(Check all that apply)

Information	[Type= discrete] [Format=numeric] [Range= 0-1] [Missing=*]		
Statistics [NW/ W]	[Valid=7239 /-] [Invalid=0 /-]		
Value	Label	Cases	Percentage
0	No	6243	<div></div> 86.2%
1	Yes	996	<div></div> 13.8%

Warning: these figures indicate the number of cases found in the data file. They cannot be interpreted as summary statistics of the population of interest.

d9_5: d9_5 Which part of Taiwan has given you the deepest impression?(5)Night markets sightseeing(Check all that apply)

Information	[Type= discrete] [Format=numeric] [Range= 0-1] [Missing=*]		
Statistics [NW/ W]	[Valid=7239 /-] [Invalid=0 /-]		
Value	Label	Cases	Percentage
0	No	4308	<div></div> 59.5%
1	Yes	2931	<div></div> 40.5%

Warning: these figures indicate the number of cases found in the data file. They cannot be interpreted as summary statistics of the population of interest.

d9_6: d9_6 Which part of Taiwan has given you the deepest impression?(6)Cycling fun(Check all that apply)

Information	[Type= discrete] [Format=numeric] [Range= 0-1] [Missing=*]		
Statistics [NW/ W]	[Valid=7239 /-] [Invalid=0 /-]		
Value	Label	Cases	Percentage
0	No	7065	<div></div> 97.6%
1	Yes	174	<div></div> 2.4%

Warning: these figures indicate the number of cases found in the data file. They cannot be interpreted as summary statistics of the population of interest.

d9_7: d9_7 Which part of Taiwan has given you the deepest impression?(7)Famous local products(Check all that apply)

Information	[Type= discrete] [Format=numeric] [Range= 0-1] [Missing=*]		
Statistics [NW/ W]	[Valid=7239 /-] [Invalid=0 /-]		
Value	Label	Cases	Percentage
0	No	6447	<div></div> 89.1%
1	Yes	792	<div></div> 10.9%

Warning: these figures indicate the number of cases found in the data file. They cannot be interpreted as summary statistics of the population of interest.

# d9_8: d9_8 Which part of Taiwan has given you the deepest impression?(8)Temple(Check all that apply)			
Information		[Type= discrete] [Format=numeric] [Range= 0-1] [Missing=*]	
Statistics [NW/ W]		[Valid=7239 /-] [Invalid=0 /-]	
Value	Label	Cases	Percentage
0	No	6627	<div><div></div></div> 91.5%
1	Yes	612	<div><div></div></div> 8.5%
Warning: these figures indicate the number of cases found in the data file. They cannot be interpreted as summary statistics of the population of interest.			
# d9_9: d9_9 Which part of Taiwan has given you the deepest impression?(9)Night life(Check all that apply)			
Information		[Type= discrete] [Format=numeric] [Range= 0-1] [Missing=*]	
Statistics [NW/ W]		[Valid=7239 /-] [Invalid=0 /-]	
Value	Label	Cases	Percentage
0	No	6937	<div><div></div></div> 95.8%
1	Yes	302	<div><div></div></div> 4.2%
Warning: these figures indicate the number of cases found in the data file. They cannot be interpreted as summary statistics of the population of interest.			
# d9_10: d9_10 Which part of Taiwan has given you the deepest impression?(10)Aboriginal culture(Check all that apply)			
Information		[Type= discrete] [Format=numeric] [Range= 0-1] [Missing=*]	
Statistics [NW/ W]		[Valid=7239 /-] [Invalid=0 /-]	
Value	Label	Cases	Percentage
0	No	6931	<div><div></div></div> 95.7%
1	Yes	308	<div><div></div></div> 4.3%
Warning: these figures indicate the number of cases found in the data file. They cannot be interpreted as summary statistics of the population of interest.			
# d9_11: d9_11 Which part of Taiwan has given you the deepest impression?(11)Cosmetic and medical treatments(Check all that apply)			
Information		[Type= discrete] [Format=numeric] [Range= 0-1] [Missing=*]	
Statistics [NW/ W]		[Valid=7239 /-] [Invalid=0 /-]	
Value	Label	Cases	Percentage
0	No	7144	<div><div></div></div> 98.7%
1	Yes	95	<div><div></div></div> 1.3%
Warning: these figures indicate the number of cases found in the data file. They cannot be interpreted as summary statistics of the population of interest.			
# d9_12: d9_12 Which part of Taiwan has given you the deepest impression?(12)Local friendliness and hospitality(Check all that apply)			
Information		[Type= discrete] [Format=numeric] [Range= 0-1] [Missing=*]	
Statistics [NW/ W]		[Valid=7239 /-] [Invalid=0 /-]	
Value	Label	Cases	Percentage
0	No	3787	<div><div></div></div> 52.3%
1	Yes	3452	<div><div></div></div> 47.7%
Warning: these figures indicate the number of cases found in the data file. They cannot be interpreted as summary statistics of the population of interest.			
# d9_13: d9_13 Which part of Taiwan has given you the deepest impression?(13)24 hour book stores(Check all that apply)			
Information		[Type= discrete] [Format=numeric] [Range= 0-1] [Missing=*]	
Statistics [NW/ W]		[Valid=7239 /-] [Invalid=0 /-]	
Value	Label	Cases	Percentage
0	No	6990	<div><div></div></div> 96.6%

d9_13: d9_13 Which part of Taiwan has given you the deepest impression?(13)24 hour book stores(Check all that apply)

Value	Label	Cases	Percentage
1	Yes	249	<div></div> 3.4%

Warning: these figures indicate the number of cases found in the data file. They cannot be interpreted as summary statistics of the population of interest.

d9_14: d9_14 Which part of Taiwan has given you the deepest impression?(14)Convenience stores(Check all that apply)

Information	[Type= discrete] [Format=numeric] [Range= 0-1] [Missing=*]
Statistics [NW/ W]	[Valid=7239 /-] [Invalid=0 /-]

Value	Label	Cases	Percentage
0	No	6392	<div></div> 88.3%
1	Yes	847	<div></div> 11.7%

Warning: these figures indicate the number of cases found in the data file. They cannot be interpreted as summary statistics of the population of interest.

d9_15: d9_15 Which part of Taiwan has given you the deepest impression?(15)Fruits(Check all that apply)

Information	[Type= discrete] [Format=numeric] [Range= 0-1] [Missing=*]
Statistics [NW/ W]	[Valid=7239 /-] [Invalid=0 /-]

Value	Label	Cases	Percentage
0	No	5792	<div></div> 80.0%
1	Yes	1447	<div></div> 20.0%

Warning: these figures indicate the number of cases found in the data file. They cannot be interpreted as summary statistics of the population of interest.

d9_16: d9_16 Which part of Taiwan has given you the deepest impression?(16)Festival activities(Check all that apply)

Information	[Type= discrete] [Format=numeric] [Range= 0-1] [Missing=*]
Statistics [NW/ W]	[Valid=7239 /-] [Invalid=0 /-]

Value	Label	Cases	Percentage
0	No	7203	<div></div> 99.5%
1	Yes	36	<div></div> 0.5%

Warning: these figures indicate the number of cases found in the data file. They cannot be interpreted as summary statistics of the population of interest.

d9_17: d9_17 Which part of Taiwan has given you the deepest impression?(17)Tourist spots(Check all that apply)

Information	[Type= discrete] [Format=numeric] [Range= 0-1] [Missing=*]
Statistics [NW/ W]	[Valid=7239 /-] [Invalid=0 /-]

Value	Label	Cases	Percentage
0	No	4416	<div></div> 61.0%
1	Yes	2823	<div></div> 39.0%

Warning: these figures indicate the number of cases found in the data file. They cannot be interpreted as summary statistics of the population of interest.

d9_18: d9_18 Which part of Taiwan has given you the deepest impression?(18)The accommodation experience (hotels or guest houses, etc.)(Check all that apply)

Information	[Type= discrete] [Format=numeric] [Range= 0-1] [Missing=*]
Statistics [NW/ W]	[Valid=7239 /-] [Invalid=0 /-]

Value	Label	Cases	Percentage
0	No	7139	<div></div> 98.6%
1	Yes	100	<div></div> 1.4%

Warning: these figures indicate the number of cases found in the data file. They cannot be interpreted as summary statistics of the population of interest.

# d9_19: d9_19 Which part of Taiwan has given you the deepest impression?(19)Others(Check all that apply)			
Information	[Type= discrete] [Format=numeric] [Range= 0-1] [Missing=*]		
Statistics [NW/ W]	[Valid=7239 /-] [Invalid=0 /-]		
Value	Label	Cases	Percentage
0	No	6649	<div></div> 91.8%
1	Yes	590	<div></div> 8.2%
Warning: these figures indicate the number of cases found in the data file. They cannot be interpreted as summary statistics of the population of interest.			
# e1: e1 Nationality			
Information	[Type= discrete] [Format=numeric] [Range= 1-16] [Missing=*]		
Statistics [NW/ W]	[Valid=7239 /-] [Invalid=0 /-]		
Value	Label	Cases	Percentage
1	Japan	1124	<div></div> 15.5%
2	Mainland China	3932	<div></div> 54.3%
4	Singapore	216	<div></div> 3.0%
5	Korea	451	<div></div> 6.2%
6	Malaysia	285	<div></div> 3.9%
7	Asia	460	<div></div> 6.4%
8	U.S.A.	337	<div></div> 4.7%
9	Canada	79	<div></div> 1.1%
10	U.K.	68	<div></div> 0.9%
11	France	36	<div></div> 0.5%
12	Germany	52	<div></div> 0.7%
13	Europe	107	<div></div> 1.5%
14	New Zealand& Australia	63	<div></div> 0.9%
15	Others	29	<div></div> 0.4%
16	R.O.C.(Limited to overseas Chinese, Excluding Taiwan busines	0	
Warning: these figures indicate the number of cases found in the data file. They cannot be interpreted as summary statistics of the population of interest.			
# e2a: e2a The country of your residence			
Information	[Type= discrete] [Format=numeric] [Range= 1-15] [Missing=*]		
Statistics [NW/ W]	[Valid=7239 /-] [Invalid=0 /-]		
Value	Label	Cases	Percentage
1	Japan	1128	<div></div> 15.6%
2	Mainland China	2916	<div></div> 40.3%
3		1059	<div></div> 14.6%
4	Singapore	242	<div></div> 3.3%
5	Korea	456	<div></div> 6.3%
6	Malaysia	275	<div></div> 3.8%
7	Asia	465	<div></div> 6.4%
8	U.S.A.	332	<div></div> 4.6%
9	Canada	63	<div></div> 0.9%
10	U.K.	53	<div></div> 0.7%
11	France	28	<div></div> 0.4%
12	Germany	45	<div></div> 0.6%
13	Europe	86	<div></div> 1.2%
14	New Zealand& Australia	63	<div></div> 0.9%

# e2a: e2a The country of your residence			
Value	Label	Cases	Percentage
15	Others	28	0.4%
Warning: these figures indicate the number of cases found in the data file. They cannot be interpreted as summary statistics of the population of interest.			
# e2b: e2b Place of departure (None Mainland China visitors go to E3)			
Information	[Type= discrete] [Format=numeric] [Range= 1-32] [Missing=*]		
Statistics [NW/ W]	[Valid=2886 /-] [Invalid=4353 /-]		
Value	Label	Cases	Percentage
1	Beijing	245	8.5%
2	Tianjin	50	1.7%
3	Liaonig	145	5.0%
4	Shanghai	475	16.5%
5	Jiangsu	227	7.9%
6	Zhejiang	149	5.2%
7	Fujian	88	3.0%
8	Shandong	136	4.7%
9	Hubei	86	3.0%
10	Guangdong	411	14.2%
11	Chongqing	49	1.7%
12	Yunnan	35	1.2%
13	Shannxi	56	1.9%
14	Henan	82	2.8%
15	Hunan	56	1.9%
16	Guangxi	24	0.8%
17	Hainan	10	0.3%
18	Sichuan	86	3.0%
19	Hebei	50	1.7%
20	Shanxi	67	2.3%
21	Jilin	27	0.9%
22	Heilongjiang	45	1.6%
23	Anhui	66	2.3%
24	Jiangxi	44	1.5%
25	Guizhu	15	0.5%
26	Neimonggol	52	1.8%
27	Xizang	0	
28	Gansu	23	0.8%
29	Qinghai	11	0.4%
30	Ningxia	7	0.2%
31	Xinjiang	69	2.4%
32	Corps	0	
Sysmiss		4353	
Warning: these figures indicate the number of cases found in the data file. They cannot be interpreted as summary statistics of the population of interest.			
# e3: e3 Age			
Information	[Type= discrete] [Format=numeric] [Range= 1-99] [Missing=*]		
Statistics [NW/ W]	[Valid=7239 /-] [Invalid=0 /-]		

# e3: e3 Age			
Value	Label	Cases	Percentage
1	12-19 years old	159	<div><div></div></div> 2.2%
2	20-29 years old	1895	<div><div></div></div> 26.2%
3	30-39 years old	1566	<div><div></div></div> 21.6%
4	40-49 years old	1333	<div><div></div></div> 18.4%
5	50-59 years old	1261	<div><div></div></div> 17.4%
6	60-65 years old	798	<div><div></div></div> 11.0%
7	66 years old and over	227	<div><div></div></div> 3.1%
99	Missing	0	
Warning: these figures indicate the number of cases found in the data file. They cannot be interpreted as summary statistics of the population of interest.			
# e4: e4 Annual income: (converted to USD)			
Information	[Type= discrete] [Format=numeric] [Range= 1-99] [Missing=*]		
Statistics [NW/ W]	[Valid=7239 /-] [Invalid=0 /-]		
Value	Label	Cases	Percentage
1	Under 9,999	936	<div><div></div></div> 12.9%
2	10,000-14,999	889	<div><div></div></div> 12.3%
3	15,000-29,999	1192	<div><div></div></div> 16.5%
4	30,000-39,999	694	<div><div></div></div> 9.6%
5	40,000-69,999	894	<div><div></div></div> 12.3%
6	70,000-99,999	409	<div><div></div></div> 5.6%
7	100,000 and over	355	<div><div></div></div> 4.9%
8	No fixed income	1796	<div><div></div></div> 24.8%
99	Missing	74	<div><div></div></div> 1.0%
Warning: these figures indicate the number of cases found in the data file. They cannot be interpreted as summary statistics of the population of interest.			
# e5: e5 Education:			
Information	[Type= discrete] [Format=numeric] [Range= 1-99] [Missing=*]		
Statistics [NW/ W]	[Valid=7239 /-] [Invalid=0 /-]		
Value	Label	Cases	Percentage
1	Primary school	1495	<div><div></div></div> 20.7%
2	Junior high school, senior high school or vocational high sc	4633	<div><div></div></div> 64.0%
3	College, university, graduate school or higher	1070	<div><div></div></div> 14.8%
4	Others	1	<div><div></div></div> 0.0%
99	Missing	40	<div><div></div></div> 0.6%
Warning: these figures indicate the number of cases found in the data file. They cannot be interpreted as summary statistics of the population of interest.			
# e6: e6 Occupation:			
Information	[Type= discrete] [Format=numeric] [Range= 1-99] [Missing=*]		
Statistics [NW/ W]	[Valid=7239 /-] [Invalid=0 /-]		
Value	Label	Cases	Percentage
1	Legislators, Senior Officials and Managers	728	<div><div></div></div> 10.1%
2	Professionals	2446	<div><div></div></div> 33.8%
3	Technicians and Associate Professionals	538	<div><div></div></div> 7.4%
4	Clerical Support Workers	743	<div><div></div></div> 10.3%
5	Service and Sales Workers	775	<div><div></div></div> 10.7%
6	Skilled Agricultural, Forestry and Fishery Workers	37	<div><div></div></div> 0.5%

e6: e6 Occupation:

Value	Label	Cases	Percentage
7	Craft and Related Trades Workers	61	0.8%
8	Plant and Machine Operators, and Assemblers	29	0.4%
9	Elementary Laborers	23	0.3%
10	Hosewife/Househusband	371	5.1%
11	Student	687	9.5%
12	Retired	727	10.0%
13	Others	48	0.7%
99	Missing	26	0.4%

Warning: these figures indicate the number of cases found in the data file. They cannot be interpreted as summary statistics of the population of interest.

# e7: e7 Gender			
Information		[Type= discrete] [Format=numeric] [Range= 1-2] [Missing=*]	
Statistics [NW/ W]		[Valid=7239 /-] [Invalid=0 /-]	
Value	Label	Cases	Percentage
1	Male	3339	<div></div> 46.1%
2	Female	3900	<div></div> 53.9%
<i>Warning: these figures indicate the number of cases found in the data file. They cannot be interpreted as summary statistics of the population of interest.</i>			
# area: Survey areas			
Information		[Type= discrete] [Format=numeric] [Range= 1-4] [Missing=*]	
Statistics [NW/ W]		[Valid=7239 /-] [Invalid=0 /-]	
Value	Label	Cases	Percentage
1	Taiwan Taoyuan International Airport	5654	<div></div> 78.1%
2	Kaohsiung International Airport	639	<div></div> 8.8%
3	Taipei Sonshan Airport	708	<div></div> 9.8%
4	Taichung Airport	238	<div></div> 3.3%
<i>Warning: these figures indicate the number of cases found in the data file. They cannot be interpreted as summary statistics of the population of interest.</i>			