

**Taiwan**

**Tourism Bureau, Republic of China(Taiwan)**

**2014 Annual Survey of Visitors  
Expenditure and Trends in Taiwan**

**Study Documentation**

December 8, 2015

# Metadata Production

Metadata Producer(s)	Survey Research Data Archive(SRDA) (SRDA)
Production Date	December 8, 2015
Version	V2
Identification	AG010014en

# Table of Contents

<a href="#">Overview.....</a>	<a href="#">4</a>
<a href="#">Scope &amp; Coverage.....</a>	<a href="#">4</a>
<a href="#">Producers &amp; Sponsors.....</a>	<a href="#">4</a>
<a href="#">Sampling.....</a>	<a href="#">5</a>
<a href="#">Data Collection.....</a>	<a href="#">5</a>
<a href="#">Data Processing &amp; Appraisal.....</a>	<a href="#">5</a>
<a href="#">Accessibility.....</a>	<a href="#">5</a>
<a href="#">Files Description.....</a>	<a href="#">6</a>
<a href="#">data2014.....</a>	<a href="#">6</a>
<a href="#">Variables Group(s).....</a>	<a href="#">7</a>
<a href="#">Case Number.....</a>	<a href="#">7</a>
<a href="#">A、 General Information.....</a>	<a href="#">7</a>
<a href="#">B、 Plan for Your Trip.....</a>	<a href="#">7</a>
<a href="#">C、 Expenditure Behavior.....</a>	<a href="#">11</a>
<a href="#">D、 Tourist Behavior.....</a>	<a href="#">14</a>
<a href="#">E、 Personal Information.....</a>	<a href="#">24</a>
<a href="#">created variables.....</a>	<a href="#">24</a>
<a href="#">Variables Description.....</a>	<a href="#">25</a>
<a href="#">data2014.....</a>	<a href="#">26</a>

## 2014 Annual Survey of Visitors Expenditure and Trends in Taiwan

### 2014 Annual Survey of Visitors Expenditure and Trends in Taiwan

Overview	
Type	Annual Survey of Visitors Expenditure and Trends in Taiwan
Identification	AG010014en
Version	Production Date: 2015-12-08
<p><b>Abstract</b></p> <p>The Tourism Bureau, MOTC expects to understand the motives, viewpoints, tendencies and consumption of the inbound visitors in Taiwan in 2014 to supply reference material to tourist related organizations to improve sightseeing facilities in Taiwan and to plan international tourism advertising and marketing strategies. The survey can be a source of information to estimate the amount of visitor expenditures. Here at the Tourism Bureau, MOTC, we proceeded with the survey at the Taiwan Taoyuan International Airport, Kaohsiung International Airport, Taipei Songshan Airport, and Taichung Airport, interviewing inbound visitors, as they were about to leave Taiwan.</p> <p>The objects of this survey were the foreign and overseas Chinese inbound visitors from January 1 to December 31, 2014 (excluding the foreign and overseas Chinese transit visitors). This survey still adopted the method of “Quota Sampling”, which conformed best to the control of working standards and the characteristics of the samples to achieve random and sample representatives. The number of valid samples was 6,033 persons in total.</p> <p>The major investigative results of this survey were classified into “Related Indices of the Inbound Visitors in Taiwan”, “Analysis of the Inbound Visitors’ Plans”, “Analysis of the Inbound Visitors’ Behavior”, “Analysis of the Inbound Visitors’ Consumption”, “Analysis of the Inbound Visitors’ Satisfaction” and “Analysis of Basic Information of the Inbound Visitors”.</p>	
Kind of Data	抽樣調查資料 (Sample survey data)

Scope & Coverage	
Time Period(s)	2014
Countries	Taiwan
<p><b>Geographic Coverage</b></p> <p>Taiwan Taoyuan International Airport, Kaohsiung International Airport and Taipei Songshan Airport</p>	
<p><b>Universe</b></p> <p>The objects of this survey were the foreign and overseas Chinese inbound visitors from January 1 to December 31, 2013 (excluding the foreign and overseas Chinese transit visitors)</p>	

Producers & Sponsors	
Primary Investigator(s)	Tourism Bureau, Republic of China(Taiwan)
Other Producer(s)	Tourism Bureau
Funding Agency/ies	Tourism Bureau, Republic of China(Taiwan)

## Sampling

### Sampling Procedure

This survey still adopted the method of “Quota Sampling”, which conformed best to the control of working standards and the characteristics of the samples to achieve random and sample representatives.

## Data Collection

<b>Data Collection Dates</b>	start 2014-01-01 end 2014-12-31
<b>Time Period(s)</b>	start 2014-01-01 end 2014-12-31
<b>Data Collection Mode</b>	面對面訪問 (Face-to-face)

## Data Processing & Appraisal

### Data Editing

CSR has checked wild codes and out-of-range values, to validate and clean data.

## Accessibility

<b>Contact(s)</b>	Survey Research Data Archive , <a href="https://srda.sinica.edu.tw">https://srda.sinica.edu.tw</a> , <a href="mailto:srda@gate.sinica.edu.tw">srda@gate.sinica.edu.tw</a>
<b>Distributor(s)</b>	Survey Research Data Archive
<b>Depositor(s)</b>	Tourism Bureau, Republic of China(Taiwan)

### Access Conditions

會員版(一般會員、院內會員)--申請審核通過後下載

# Files Description

Dataset contains 1 file(s)

data2014	
# Cases	6033
# Variable(s)	251

# Variables Group(s)

Dataset contains 7 group(s)

## Group Case Number

#	Name	Label	Type	Format	Valid	Invalid	Question
1	id	Case number	continuous	numeric-11.0	6033	0	-

## Group A、General Information

#	Name	Label	Type	Format	Valid	Invalid	Question
1	a1	a1 Stay in Taiwan __day(s)	continuous	numeric-6.0	6033	0	-
2	a2	a2 How many times have you been to Taiwan in the past three years (including this time)?	continuous	numeric-6.0	6033	0	-
3	a3	a3 How many days did you spend planning for this trip before you left for Taiwan? __days	continuous	numeric-6.0	6033	0	-

## Group B、Plan for Your Trip

#	Name	Label	Type	Format	Valid	Invalid	Question
1	b1_1	b1_1 Have you ever obtained pre-travel information about Taiwan from official government tourism promotion campaigns or travel reports?	discrete	numeric-6.0	6033	0	-
2	b1_2a	b1_2a How would you rate the source of information's influence on your decision to visit Taiwan? Newspapers, magazines, books	discrete	numeric-6.0	3563	2470	-
3	b1_2b	b1_2b How would you rate the source of information's influence on your decision to visit Taiwan? Underground(subway), advertisement on buses	discrete	numeric-6.0	3563	2470	-
4	b1_2c	b1_2c How would you rate the source of information's influence on your decision to visit Taiwan? TV, radio	discrete	numeric-6.0	3563	2470	-
5	b1_2d	b1_2d How would you rate the source of information's influence on your decision to visit Taiwan? International travel exhibitions	discrete	numeric-6.0	3563	2470	-
6	b1_2e	b1_2e How would you rate the source of information's influence on your decision to visit Taiwan? Outdoor advertisements or billboards	discrete	numeric-6.0	3563	2470	-

#	Name	Label	Type	Format	Valid	Invalid	Question
7	b1_2f	b1_2f How would you rate the source of information's influence on your decision to visit Taiwan? Tourism leaflets of travel agencies	discrete	numeric-6.0	3563	2470	-
8	b1_2g	b1_2g How would you rate the source of information's influence on your decision to visit Taiwan? Word-of-mouth recommendations from friends or relatives	discrete	numeric-6.0	3563	2470	-
9	b1_2h	b1_2h How would you rate the source of information's influence on your decision to visit Taiwan? Internet	discrete	numeric-6.0	3563	2470	-
10	b1_2h_1	b1_2h_1 Reference websites? Public web portals	discrete	numeric-6.0	2251	3782	-
11	b1_2h_2	b1_2h_2 Reference websites? Social networking service	discrete	numeric-6.0	2251	3782	-
12	b1_2h_3	b1_2h_3 Reference websites? Official websites of tourism-related organizations	discrete	numeric-6.0	2251	3782	-
13	b1_2h_4	b1_2h_4 Reference websites? Forums of blogs or bbs.	discrete	numeric-6.0	2251	3782	-
14	b1_2h_5	b1_2h_5 Reference websites? others	discrete	numeric-6.0	2251	3782	-
15	b2_1_1	b2_1_1 Where do you plan to get travel information after your arrival in Taiwan? Airport Arrival Hall	discrete	numeric-6.0	6033	0	-
16	b2_1_2	b2_1_2 Where do you plan to get travel information after your arrival in Taiwan? Ground Transportation Center	discrete	numeric-6.0	6033	0	-
17	b2_1_3	b2_1_3 Where do you plan to get travel information after your arrival in Taiwan? Travel Agency	discrete	numeric-6.0	6033	0	-
18	b2_1_4	b2_1_4 Where do you plan to get travel information after your arrival in Taiwan? Visitor Information Center	discrete	numeric-6.0	6033	0	-
19	b2_1_5	b2_1_5 Where do you plan to get travel information after your arrival in Taiwan? Hotel	discrete	numeric-6.0	6033	0	-
20	b2_1_6	b2_1_6 Where do you plan to get travel information after your arrival in Taiwan? Convenient Store	discrete	numeric-6.0	6033	0	-
21	b2_1_7	b2_1_7 Where do you plan to get travel information after your arrival in Taiwan? Restaurant	discrete	numeric-6.0	6033	0	-
22	b2_1_8	b2_1_8 Where do you plan to get travel information	discrete	numeric-6.0	6033	0	-



#	Name	Label	Type	Format	Valid	Invalid	Question
		after your arrival in Taiwan? Internet					
23	b2_1_9	b2_1_9 Where do you plan to get travel information after your arrival in Taiwan? Mobile Phone	discrete	numeric-6.0	6033	0	-
24	b2_1_10	b2_1_10 Where do you plan to get travel information after your arrival in Taiwan? Others	discrete	numeric-6.0	6033	0	-
25	b2_2_1	b2_2_1 What kind of tourism information do you hope to get after arriving in Taiwan? Service items and travel programs of travel agencies	discrete	numeric-6.0	6033	0	-
26	b2_2_2	b2_2_2 What kind of tourism information do you hope to get after arriving in Taiwan? Transportation information (railway, MRT, car rentals)	discrete	numeric-6.0	6033	0	-
27	b2_2_3	b2_2_3 What kind of tourism information do you hope to get after arriving in Taiwan? Travel or road maps	discrete	numeric-6.0	6033	0	-
28	b2_2_4	b2_2_4 What kind of tourism information do you hope to get after arriving in Taiwan? Restaurant information	discrete	numeric-6.0	6033	0	-
29	b2_2_5	b2_2_5 What kind of tourism information do you hope to get after arriving in Taiwan? Accommodation information	discrete	numeric-6.0	6033	0	-
30	b2_2_6	b2_2_6 What kind of tourism information do you hope to get after arriving in Taiwan? Theme traveling suggestion	discrete	numeric-6.0	6033	0	-
31	b2_2_7	b2_2_7 What kind of tourism information do you hope to get after arriving in Taiwan? Scenic spots introduction	discrete	numeric-6.0	6033	0	-
32	b2_2_8	b2_2_8 What kind of tourism information do you hope to get after arriving in Taiwan? Festivals introduction	discrete	numeric-6.0	6033	0	-
33	b2_2_9	b2_2_9 What kind of tourism information do you hope to get after arriving in Taiwan? Others	discrete	numeric-6.0	6033	0	-
34	b3a	b3a What are the main purposes of taking this trip to Taiwan?	discrete	numeric-6.0	6033	0	-
35	b3b	b3b What are the secondary purposes of taking this trip to Taiwan?	discrete	numeric-6.0	6033	0	-
36	b4_1	b4_1 What attracted you to come to Taiwan for sightseeing this time? Scenery	discrete	numeric-6.0	4906	1127	-

#	Name	Label	Type	Format	Valid	Invalid	Question
37	b4_2	b4_2 What attracted you to come to Taiwan for sightseeing this time? Shopping	discrete	numeric-6.0	4906	1127	-
38	b4_3	b4_3 What attracted you to come to Taiwan for sightseeing this time? Food	discrete	numeric-6.0	4906	1127	-
39	b4_4	b4_4 What attracted you to come to Taiwan for sightseeing this time? Fruits	discrete	numeric-6.0	4906	1127	-
40	b4_5	b4_5 What attracted you to come to Taiwan for sightseeing this time? Flowers	discrete	numeric-6.0	4906	1127	-
41	b4_6	b4_6 What attracted you to come to Taiwan for sightseeing this time? Geographical convenience	discrete	numeric-6.0	4906	1127	-
42	b4_7	b4_7 What attracted you to come to Taiwan for sightseeing this time? Weather	discrete	numeric-6.0	4906	1127	-
43	b4_8	b4_8 What attracted you to come to Taiwan for sightseeing this time? Historical relics	discrete	numeric-6.0	4906	1127	-
44	b4_9	b4_9 What attracted you to come to Taiwan for sightseeing this time? Night life	discrete	numeric-6.0	4906	1127	-
45	b4_10	b4_10 What attracted you to come to Taiwan for sightseeing this time? Festival activities	discrete	numeric-6.0	4906	1127	-
46	b4_11	b4_11 What attracted you to come to Taiwan for sightseeing this time? Recreational facilities	discrete	numeric-6.0	4906	1127	-
47	b4_12	b4_12 What attracted you to come to Taiwan for sightseeing this time? Health care	discrete	numeric-6.0	4906	1127	-
48	b4_13	b4_13 What attracted you to come to Taiwan for sightseeing this time? Taiwan's customs and culture	discrete	numeric-6.0	4906	1127	-
49	b4_14	b4_14 What attracted you to come to Taiwan for sightseeing this time? Friendliness of the people	discrete	numeric-6.0	4906	1127	-
50	b4_15	b4_15 What attracted you to come to Taiwan for sightseeing this time? Safe social environment	discrete	numeric-6.0	4906	1127	-
51	b4_16	b4_16 What attracted you to come to Taiwan for sightseeing this time? Democracy	discrete	numeric-6.0	4906	1127	-

#	Name	Label	Type	Format	Valid	Invalid	Question
52	b4_17	b4_17 What attracted you to come to Taiwan for sightseeing this time? Company excursion	discrete	numeric-6.0	4906	1127	-
53	b4_18	b4_18 What attracted you to come to Taiwan for sightseeing this time? Others	discrete	numeric-6.0	4906	1127	-

### Group C、Expenditure Behavior

#	Name	Label	Type	Format	Valid	Invalid	Question
1	c1	c1 How did you arrange this trip to Taiwan?	discrete	numeric-6.0	6033	0	-
2	c2_1a	c2_1a How would you rate your level of satisfaction with the services provided by the local travel agency and tour guides? Itinerary	discrete	numeric-6.0	1771	4262	-
3	c2_1b	c2_1b How would you rate your level of satisfaction with the services provided by the local travel agency and tour guides? Accommodations	discrete	numeric-6.0	1771	4262	-
4	c2_1c	c2_1c How would you rate your level of satisfaction with the services provided by the local travel agency and tour guides? Transportation	discrete	numeric-6.0	1771	4262	-
5	c2_1d	c2_1d How would you rate your level of satisfaction with the services provided by the local travel agency and tour guides? Meals	discrete	numeric-6.0	1771	4262	-
6	c2_1e	c2_1e How would you rate your level of satisfaction with the services provided by the local travel agency and tour guides? Professionalism of the tour guides	discrete	numeric-6.0	1771	4262	-
7	c2_1f	c2_1f How would you rate your level of satisfaction with the services provided by the local travel agency and tour guides? The tour guides' ability to handle emergencies	discrete	numeric-6.0	1771	4262	-
8	c2_1g	c2_1g How would you rate your level of satisfaction with the services provided by the local travel agency and tour guides? The tour guides' integral service performances	discrete	numeric-6.0	1771	4262	-
9	c2_1h	c2_1h How would you rate your level of satisfaction with the services provided by the local travel agency and tour guides? Overall impression	discrete	numeric-6.0	1771	4262	-
10	c2_2a	c2_2a What are your comments on shopping arranged by the local travel	discrete	numeric-6.0	1771	4262	-

#	Name	Label	Type	Format	Valid	Invalid	Question
		agency? Number of shopping trips					
11	c2_2b	c2_2b What are your comments on shopping arranged by the local travel agency? Commodity prices	discrete	numeric-6.0	1676	4357	-
12	c3_1	c3_1 After arrival, have you ever made travel arrangements through local travel agencies? none	discrete	numeric-6.0	1548	4485	-
13	c3_2	c3_2 After arrival, have you ever made travel arrangements through local travel agencies? half-day tour	discrete	numeric-6.0	1548	4485	-
14	c3_3	c3_3 After arrival, have you ever made travel arrangements through local travel agencies? one-day tour	discrete	numeric-6.0	1548	4485	-
15	c3_4	c3_4 After arrival, have you ever made travel arrangements through local travel agencies? two-day tour	discrete	numeric-6.0	1548	4485	-
16	c3_5	c3_5 After arrival, have you ever made travel arrangements through local travel agencies? over three-day tour	discrete	numeric-6.0	1548	4485	-
17	c4	c4 Did you pay any prepaid travel expenses for personal itinerary before arrival?	discrete	numeric-6.0	6033	0	-
18	c5a	c5a How much did you prepay before arrival?	discrete	numeric-6.0	4159	1874	-
19	c5b	c5b How much did you prepay before arrival? Type of currency	discrete	numeric-6.0	4159	1874	-
20	c5c	c5c How much did you prepay before arrival? Air/ ship fare	discrete	numeric-6.0	4159	1874	-
21	c6_1	c6_1 Which of the following expenses did you prepay before arrival? Hotel	discrete	numeric-6.0	4159	1874	-
22	c6_2	c6_2 Which of the following expenses did you prepay before arrival? Meals outside hotel	discrete	numeric-6.0	4159	1874	-
23	c6_3	c6_3 Which of the following expenses did you prepay before arrival? Local transportation	discrete	numeric-6.0	4159	1874	-
24	c6_4	c6_4 Which of the following expenses did you prepay before arrival? Entertainment	discrete	numeric-6.0	4159	1874	-
25	c6_5	c6_5 Which of the following expenses did you prepay before arrival? Miscellaneous expenses	discrete	numeric-6.0	4159	1874	-

#	Name	Label	Type	Format	Valid	Invalid	Question
26	c7a	c7a How much money in total did you spend in Taiwan on this trip?	continuous	numeric-6.0	6033	0	-
27	c7b	c7b How much money in total did you spend in Taiwan on this trip? Type of currency	discrete	numeric-6.0	6023	10	-
28	c8_1a	c8_1a Please itemize these expenses in terms of their amount or percentage: Hotel bills	continuous	numeric-6.0	6033	0	-
29	c8_1b	c8_1b Please itemize these expenses in terms of their amount or percentage: Hotel bills(person)	discrete	numeric-6.0	1996	4037	-
30	c8_2a	c8_2a Please itemize these expenses in terms of their amount or percentage: Meals excluding hotel meals	continuous	numeric-6.0	6033	0	-
31	c8_2b	c8_2b Please itemize these expenses in terms of their amount or percentage: Meals excluding hotel meals(person)	discrete	numeric-6.0	4829	1204	-
32	c8_3a	c8_3a Please itemize these expenses in terms of their amount or percentage: Local transportation	continuous	numeric-6.0	6033	0	-
33	c8_3b	c8_3b Please itemize these expenses in terms of their amount or percentage: Local transportation(person)	discrete	numeric-6.0	4234	1799	-
34	c8_4a	c8_4a Please itemize these expenses in terms of their amount or percentage: Entertainment	continuous	numeric-6.0	6033	0	-
35	c8_4b	c8_4b Please itemize these expenses in terms of their amount or percentage: Entertainment(person)	discrete	numeric-6.0	1942	4091	-
36	c8_5a	c8_5a Please itemize these expenses in terms of their amount or percentage: Miscellaneous expenses	continuous	numeric-6.0	6033	0	-
37	c8_5b	c8_5b Please itemize these expenses in terms of their amount or percentage: Miscellaneous expenses(person)	discrete	numeric-6.0	985	5048	-
38	c8_6a	c8_6a Please itemize these expenses in terms of their amount or percentage: Shopping	continuous	numeric-6.0	6033	0	-
39	c8_6b	c8_6b Please itemize these expenses in terms of their amount or percentage: Shopping(person)	discrete	numeric-6.0	5399	634	-
40	c8_6_1	c8_6_1 Please itemize these expenses in terms of	continuous	numeric-6.0	6033	0	-

#	Name	Label	Type	Format	Valid	Invalid	Question
		their amount or percentage: Clothes or accessories					
41	c8_6_2	c8_6_2 Please itemize these expenses in terms of their amount or percentage: Jewelry or jade	continuous	numeric-6.0	6033	0	-
42	c8_6_3	c8_6_3 Please itemize these expenses in terms of their amount or percentage: Souvenirs or handicraft products	continuous	numeric-6.0	6033	0	-
43	c8_6_4	c8_6_4 Please itemize these expenses in terms of their amount or percentage: Cosmetics or perfumes	continuous	numeric-6.0	6033	0	-
44	c8_6_5	c8_6_5 Please itemize these expenses in terms of their amount or percentage: Local special products	continuous	numeric-6.0	6033	0	-
45	c8_6_6	c8_6_6 Please itemize these expenses in terms of their amount or percentage: Tobacco or alcohol	continuous	numeric-6.0	6033	0	-
46	c8_6_7	c8_6_7 Please itemize these expenses in terms of their amount or percentage: Chinese herbal medicine or health food	continuous	numeric-6.0	6033	0	-
47	c8_6_8	c8_6_8 Please itemize these expenses in terms of their amount or percentage: 3C or electric appliances	continuous	numeric-6.0	6033	0	-
48	c8_6_9	c8_6_9 Please itemize these expenses in terms of their amount or percentage: Tea	continuous	numeric-6.0	6033	0	-
49	c8_6_10	c8_6_10 Please itemize these expenses in terms of their amount or percentage: Others	continuous	numeric-6.0	6033	0	-
50	c9	c9 Did you claim a tax refund prior to departure?	discrete	numeric-6.0	6033	0	-
51	c10	c10 Were the refund procedures easy to follow and convenient?	discrete	numeric-6.0	1220	4813	-

**Group D、Tourist Behavior**

#	Name	Label	Type	Format	Valid	Invalid	Question
1	d1_1	d1_1 Please check all activities that you have participated in during your stay in Taiwan : Eco tour	discrete	numeric-6.0	6033	0	-
2	d1_2	d1_2 Please check all activities that you have participated in during your stay in Taiwan : Sports or sporting competitions	discrete	numeric-6.0	6033	0	-

#	Name	Label	Type	Format	Valid	Invalid	Question
3	d1_3	d1_3 Please check all activities that you have participated in during your stay in Taiwan : Hot spring soaking	discrete	numeric-6.0	6033	0	-
4	d1_4	d1_4 Please check all activities that you have participated in during your stay in Taiwan : Taking wedding or salon shots	discrete	numeric-6.0	6033	0	-
5	d1_5	d1_5 Please check all activities that you have participated in during your stay in Taiwan : Exhibitions	discrete	numeric-6.0	6033	0	-
6	d1_6	d1_6 Please check all activities that you have participated in during your stay in Taiwan : Cultural events	discrete	numeric-6.0	6033	0	-
7	d1_7	d1_7 Please check all activities that you have participated in during your stay in Taiwan : Festival activities	discrete	numeric-6.0	6033	0	-
8	d1_8	d1_8 Please check all activities that you have participated in during your stay in Taiwan : Shopping	discrete	numeric-6.0	6033	0	-
9	d1_9	d1_9 Please check all activities that you have participated in during your stay in Taiwan : Night market	discrete	numeric-6.0	6033	0	-
10	d1_10	d1_10 Please check all activities that you have participated in during your stay in Taiwan : Historical relics sightseeing	discrete	numeric-6.0	6033	0	-
11	d1_11	d1_11 Please check all activities that you have participated in during your stay in Taiwan : SPA, sauna	discrete	numeric-6.0	6033	0	-
12	d1_12	d1_12 Please check all activities that you have participated in during your stay in Taiwan : Massage or acupressure	discrete	numeric-6.0	6033	0	-
13	d1_13	d1_13 Please check all activities that you have participated in during your stay in Taiwan : Skin care treatment or manicure nail art	discrete	numeric-6.0	6033	0	-
14	d1_14	d1_14 Please check all activities that you have participated in during your stay in Taiwan : Karaoke or KTV	discrete	numeric-6.0	6033	0	-
15	d1_15	d1_15 Please check all activities that you have participated in during your	discrete	numeric-6.0	6033	0	-

#	Name	Label	Type	Format	Valid	Invalid	Question
		stay in Taiwan : Pubs or night clubs					
16	d1_16	d1_16 Please check all activities that you have participated in during your stay in Taiwan : Lake tour	discrete	numeric-6.0	6033	0	-
17	d1_17	d1_17 Please check all activities that you have participated in during your stay in Taiwan : Theme park	discrete	numeric-6.0	6033	0	-
18	d1_18	d1_18 Please check all activities that you have participated in during your stay in Taiwan : Health care	discrete	numeric-6.0	6033	0	-
19	d1_19	d1_19 Please check all activities that you have participated in during your stay in Taiwan : Others	discrete	numeric-6.0	6033	0	-
20	d2a	d2a What tourist spots have you visited on this trip?	discrete	numeric-6.0	5642	391	-
21	d2b	d2b What tourist spots have you visited on this trip?	discrete	numeric-6.0	5356	677	-
22	d2c	d2c What tourist spots have you visited on this trip?	discrete	numeric-6.0	5048	985	-
23	d2d	d2d What tourist spots have you visited on this trip?	discrete	numeric-6.0	4695	1338	-
24	d2e	d2e What tourist spots have you visited on this trip?	discrete	numeric-6.0	4257	1776	-
25	d2f	d2f What tourist spots have you visited on this trip?	discrete	numeric-6.0	3792	2241	-
26	d2g	d2g What tourist spots have you visited on this trip?	discrete	numeric-6.0	3347	2686	-
27	d2h	d2h What tourist spots have you visited on this trip?	discrete	numeric-6.0	2942	3091	-
28	d2i	d2i What tourist spots have you visited on this trip?	discrete	numeric-6.0	2570	3463	-
29	d2j	d2j What tourist spots have you visited on this trip?	discrete	numeric-6.0	2242	3791	-
30	d2k	d2k What tourist spots have you visited on this trip?	discrete	numeric-6.0	1968	4065	-
31	d2l	d2l What tourist spots have you visited on this trip?	discrete	numeric-6.0	1737	4296	-
32	d2m	d2m What tourist spots have you visited on this trip?	discrete	numeric-6.0	1489	4544	-
33	d2n	d2n What tourist spots have you visited on this trip?	discrete	numeric-6.0	1168	4865	-
34	d2o	d2o What tourist spots have you visited on this trip?	discrete	numeric-6.0	835	5198	-
35	d2_1	d2_1 Your favorite tourist spot is:	discrete	numeric-6.0	5402	631	-
36	d2_2	d2_2 Your least favorite tourist spot is:	discrete	numeric-6.0	654	5379	-



#	Name	Label	Type	Format	Valid	Invalid	Question
37	d3a	d3a Please rate your level of satisfaction with the means of public transportation in Taiwan : High Speed Rail	discrete	numeric-6.0	6033	0	-
38	d3b	d3b Please rate your level of satisfaction with the means of public transportation in Taiwan : Train	discrete	numeric-6.0	6033	0	-
39	d3c	d3c Please rate your level of satisfaction with the means of public transportation in Taiwan : MRT	discrete	numeric-6.0	6033	0	-
40	d3d	d3d Please rate your level of satisfaction with the means of public transportation in Taiwan : Airplane	discrete	numeric-6.0	6033	0	-
41	d3e	d3e Please rate your level of satisfaction with the means of public transportation in Taiwan : Coach	discrete	numeric-6.0	6033	0	-
42	d3f	d3f Please rate your level of satisfaction with the means of public transportation in Taiwan : Sightseeing tour bus	discrete	numeric-6.0	6033	0	-
43	d3g	d3g Please rate your level of satisfaction with the means of public transportation in Taiwan : Bus	discrete	numeric-6.0	6033	0	-
44	d3h	d3h Please rate your level of satisfaction with the means of public transportation in Taiwan : Taxi	discrete	numeric-6.0	6033	0	-
45	d3i	d3i Please rate your level of satisfaction with the means of public transportation in Taiwan : Ferry	discrete	numeric-6.0	6033	0	-
46	d3j	d3j Please rate your level of satisfaction with the means of public transportation in Taiwan : Taiwan Tourist Shuttle	discrete	numeric-6.0	6033	0	-
47	d4_1a	d4_1a Where did you stay during this visit to Taiwan? Hotels	discrete	numeric-6.0	6033	0	-
48	d4_1b	d4_1b The main hotel is in __County (City)	discrete	numeric-6.0	5036	997	-
49	d4_1c	d4_1c The main hotel is	discrete	numeric-6.0	5036	997	-
50	d4_1d	d4_1d How do you rate Hotel?	discrete	numeric-6.0	5036	997	-
51	d4_2a	d4_2a Where did you stay during this visit to Taiwan? Guest houses	discrete	numeric-6.0	6033	0	-
52	d4_2b	d4_2b How do you rate Guest houses?	discrete	numeric-6.0	484	5549	-
53	d4_3a	d4_3a Where did you stay during this visit to Taiwan?	discrete	numeric-6.0	6033	0	-

#	Name	Label	Type	Format	Valid	Invalid	Question
		Youth hostels or community centers					
54	d4_3b	d4_3b How do you rate youth hostels or community centers?	discrete	numeric-6.0	207	5826	-
55	d4_4	d4_4 Where did you stay during this visit to Taiwan? The home of relatives or friends	discrete	numeric-6.0	6033	0	-
56	d4_5	d4_5 Where did you stay during this visit to Taiwan? Dormitory	discrete	numeric-6.0	6033	0	-
57	d4_6	d4_6 Where did you stay during this visit to Taiwan? Rental apartments	discrete	numeric-6.0	6033	0	-
58	d4_7	d4_7 Where did you stay during this visit to Taiwan? Temples, seminaries, or churches	discrete	numeric-6.0	6033	0	-
59	d4_8	d4_8 Where did you stay during this visit to Taiwan? Others	discrete	numeric-6.0	6033	0	-
60	d5	d5 Will you visit Taiwan again?	discrete	numeric-6.0	6033	0	-
61	d5_1	d5_1 Yes_ The main reason is	discrete	numeric-6.0	5888	145	-
62	d6	d6 Will you recommend friends or relatives to visit Taiwan?	discrete	numeric-6.0	6033	0	-
63	d7_1_1	d7_1_1 How do you rate your satisfaction with the experiences you had during your stay in Taiwan:1.Convenience(1)Effic of applying for a visa	discrete	numeric-6.0	6033	0	-
64	d7_1_2	d7_1_2 How do you rate your satisfaction with the experiences you had during your stay in Taiwan:1.Convenience(2)Inter transportation to Taiwan(Ease of obtaining tickets, flight times, etc.)	discrete	numeric-6.0	6033	0	-
65	d7_1_3	d7_1_3 How do you rate your satisfaction with the experiences you had during your stay in Taiwan:1.Convenience(3)Com facilities(Int'l public telephone, the Internet)	discrete	numeric-6.0	6033	0	-
66	d7_1_3a	d7_1_3a How do you rate your satisfaction with the experiences you had during your stay in Taiwan:1.Convenience(3A)Co facilities(iTaiwan free wifi )	discrete	numeric-6.0	6033	0	-
67	d7_1_4	d7_1_4 How do you rate your satisfaction with the experiences you	discrete	numeric-6.0	6033	0	-

#	Name	Label	Type	Format	Valid	Invalid	Question
		had during your stay in Taiwan:1.Convenience(4)Access to tourism information					
68	d7_1_5	d7_1_5 How do you rate your satisfaction with the experiences you had during your stay in Taiwan:1.Convenience(5)Local transportation	discrete	numeric-6.0	6033	0	-
69	d7_1_6	d7_1_6 How do you rate your satisfaction with the experiences you had during your stay in Taiwan:1.Convenience(6)Immigration procedures	discrete	numeric-6.0	6033	0	-
70	d7_1_7	d7_1_7 How do you rate your satisfaction with the experiences you had during your stay in Taiwan:1.Convenience(7)Customs procedures	discrete	numeric-6.0	6033	0	-
71	d7_2_1	d7_2_1 How do you rate your satisfaction with the experiences you had during your stay in Taiwan:2.Environment internationalization(1)Clarity of road signs and public facilities signs	discrete	numeric-6.0	6033	0	-
72	d7_2_2	d7_2_2 How do you rate your satisfaction with the experiences you had during your stay in Taiwan:2.Environment internationalization(2)Access to services in English	discrete	numeric-6.0	6033	0	-
73	d7_2_3	d7_2_3 How do you rate your satisfaction with the experiences you had during your stay in Taiwan:2.Environment internationalization(3)Friendliness of Taiwan people	discrete	numeric-6.0	6033	0	-
74	d7_3_1	d7_3_1 How do you rate your satisfaction with the experiences you had during your stay in Taiwan:3.Safety(1)Safety of recreational facilities	discrete	numeric-6.0	6033	0	-
75	d7_3_2	d7_3_2 How do you rate your satisfaction with the experiences you had during your stay in Taiwan:3.Safety(2)Safety of social environments	discrete	numeric-6.0	6033	0	-
76	d7_3_3	d7_3_3 How do you rate your satisfaction with the experiences you had during your stay in Taiwan:3.Safety(3)Safety of accommodation facilities	discrete	numeric-6.0	6033	0	-

#	Name	Label	Type	Format	Valid	Invalid	Question
77	d7_3_4	d7_3_4 How do you rate your satisfaction with the experiences you had during your stay in Taiwan:3.Safety(4)Good public environmental hygiene	discrete	numeric-6.0	6033	0	-
78	d7_3_5	d7_3_5 How do you rate your satisfaction with the experiences you had during your stay in Taiwan:3.Safety(5)Good food hygiene	discrete	numeric-6.0	6033	0	-
79	d7_4	d7_4 Please rate your overall satisfaction with this trip to Taiwan	discrete	numeric-6.0	6033	0	-
80	d8_1	d8_1 Please indicate your favorite foreign country/area which you have had visited as a tourist for the past 3 years?	discrete	numeric-6.0	6033	0	-
81	d8_2a_1	d8_2a_1 Why is the chosen country/area your favorite? (1)Scenery(Check all that apply)	discrete	numeric-6.0	2458	3575	-
82	d8_2a_2	d8_2a_2 Why is the chosen country/area your favorite? (2)Shopping(Check all that apply)	discrete	numeric-6.0	2458	3575	-
83	d8_2a_3	d8_2a_3 Why is the chosen country/area your favorite? (3)Food(Check all that apply)	discrete	numeric-6.0	2458	3575	-
84	d8_2a_4	d8_2a_4 Why is the chosen country/area your favorite? (4)Fruits(Check all that apply)	discrete	numeric-6.0	2458	3575	-
85	d8_2a_5	d8_2a_5 Why is the chosen country/area your favorite? (5)Flowers(Check all that apply)	discrete	numeric-6.0	2458	3575	-
86	d8_2a_6	d8_2a_6 Why is the chosen country/area your favorite?(6)Geographical convenience(Check all that apply)	discrete	numeric-6.0	2458	3575	-
87	d8_2a_7	d8_2a_7 Why is the chosen country/area your favorite? (7)Weather(Check all that apply)	discrete	numeric-6.0	2458	3575	-
88	d8_2a_8	d8_2a_8 Why is the chosen country/area your favorite? (8)Historical relics(Check all that apply)	discrete	numeric-6.0	2458	3575	-
89	d8_2a_9	d8_2a_9 Why is the chosen country/area your favorite? (9)Night life(Check all that apply)	discrete	numeric-6.0	2458	3575	-
90	d8_2a_10	d8_2a_10 Why is the chosen country/area your favorite?	discrete	numeric-6.0	2458	3575	-

#	Name	Label	Type	Format	Valid	Invalid	Question
		(10)Festival activities(Check all that apply)					
91	d8_2a_11	d8_2a_11 Why is the chosen country/area your favorite? (11)Recreational facilities (e.g. amusement parks, golf course, resort villages) ((Check all that apply)	discrete	numeric-6.0	2458	3575	-
92	d8_2a_12	d8_2a_12 Why is the chosen country/area your favorite? (12)Health care(Check all that apply)	discrete	numeric-6.0	2458	3575	-
93	d8_2a_13	d8_2a_13 Why is the chosen country/area your favorite?(13)Customs and culture(Check all that apply)	discrete	numeric-6.0	2458	3575	-
94	d8_2a_14	d8_2a_14 Why is the chosen country/area your favorite? (14)Friendliness of the people(Check all that apply)	discrete	numeric-6.0	2458	3575	-
95	d8_2a_15	d8_2a_15 Why is the chosen country/area your favorite?(15)Safe social environment(Check all that apply)	discrete	numeric-6.0	2458	3575	-
96	d8_2a_16	d8_2a_16 Why is the chosen country/area your favorite? (16)Democracy(Check all that apply)	discrete	numeric-6.0	2458	3575	-
97	d8_2a_17	d8_2a_17 Why is the chosen country/area your favorite? (17)Others(Check all that apply)	discrete	numeric-6.0	2458	3575	-
98	d8_2b_1	d8_2b_1 According to your experience during this visit, Taiwan is superior to(1)Scenery(Check all that apply)	discrete	numeric-6.0	2458	3575	-
99	d8_2b_2	d8_2b_2 According to your experience during this visit, Taiwan is superior to(2)Shopping(Check all that apply)	discrete	numeric-6.0	2458	3575	-
100	d8_2b_3	d8_2b_3 According to your experience during this visit, Taiwan is superior to(3)Food(Check all that apply)	discrete	numeric-6.0	2458	3575	-
101	d8_2b_4	d8_2b_4 According to your experience during this visit, Taiwan is superior to(4)Fruits(Check all that apply)	discrete	numeric-6.0	2458	3575	-
102	d8_2b_5	d8_2b_5 According to your experience during this visit, Taiwan is superior to(5)Flowers(Check all that apply)	discrete	numeric-6.0	2458	3575	-

#	Name	Label	Type	Format	Valid	Invalid	Question
103	d8_2b_6	d8_2b_6 According to your experience during this visit, Taiwan is superior to(6)Geographical convenience(Check all that apply)	discrete	numeric-6.0	2458	3575	-
104	d8_2b_7	d8_2b_7 According to your experience during this visit, Taiwan is superior to(7)Weather(Check all that apply)	discrete	numeric-6.0	2458	3575	-
105	d8_2b_8	d8_2b_8 According to your experience during this visit, Taiwan is superior to(8)Historical relics(Check all that apply)	discrete	numeric-6.0	2458	3575	-
106	d8_2b_9	d8_2b_9 According to your experience during this visit, Taiwan is superior to(9)Night life(Check all that apply)	discrete	numeric-6.0	2458	3575	-
107	d8_2b_10	d8_2b_10 According to your experience during this visit, Taiwan is superior to(10)Festival activities(Check all that apply)	discrete	numeric-6.0	2458	3575	-
108	d8_2b_11	d8_2b_11 According to your experience during this visit, Taiwan is superior to(11)Recreational facilities (e.g. amusement parks, golf course, resort villages) (Check all that apply)	discrete	numeric-6.0	2458	3575	-
109	d8_2b_12	d8_2b_12 According to your experience during this visit, Taiwan is superior to(12)Health care(Check all that apply)	discrete	numeric-6.0	2458	3575	-
110	d8_2b_13	d8_2b_13 According to your experience during this visit, Taiwan is superior to(13)Customs and culture(Check all that apply)	discrete	numeric-6.0	2458	3575	-
111	d8_2b_14	d8_2b_14 According to your experience during this visit, Taiwan is superior to(14)Friendliness of the people(Check all that apply)	discrete	numeric-6.0	2458	3575	-
112	d8_2b_15	d8_2b_15 According to your experience during this visit, Taiwan is superior to(15)Safe social environment(Check all that apply)	discrete	numeric-6.0	2458	3575	-
113	d8_2b_16	d8_2b_16 According to your experience during this visit, Taiwan is superior to(16)Democracy(Check all that apply)	discrete	numeric-6.0	2458	3575	-
114	d8_2b_17	d8_2b_17 According to your experience during this visit, Taiwan is superior	discrete	numeric-6.0	2458	3575	-

#	Name	Label	Type	Format	Valid	Invalid	Question
		to(17)Others(Check all that apply)					
115	d9_1	d9_1 Which part of Taiwan has given you the deepest impression?(1)Gourmet food(Check all that apply)	discrete	numeric-6.0	6033	0	-
116	d9_2	d9_2 Which part of Taiwan has given you the deepest impression?(2)Coastal view(Check all that apply)	discrete	numeric-6.0	6033	0	-
117	d9_3	d9_3 Which part of Taiwan has given you the deepest impression?(3)Hot springs(Check all that apply)	discrete	numeric-6.0	6033	0	-
118	d9_4	d9_4 Which part of Taiwan has given you the deepest impression?(4)Historical relics(Check all that apply)	discrete	numeric-6.0	6033	0	-
119	d9_5	d9_5 Which part of Taiwan has given you the deepest impression?(5)Night markets sightseeing(Check all that apply)	discrete	numeric-6.0	6033	0	-
120	d9_6	d9_6 Which part of Taiwan has given you the deepest impression?(6)Cycling fun(Check all that apply)	discrete	numeric-6.0	6033	0	-
121	d9_7	d9_7 Which part of Taiwan has given you the deepest impression?(7)Famous local products(Check all that apply)	discrete	numeric-6.0	6033	0	-
122	d9_8	d9_8 Which part of Taiwan has given you the deepest impression?(8)Temple(Check all that apply)	discrete	numeric-6.0	6033	0	-
123	d9_9	d9_9 Which part of Taiwan has given you the deepest impression?(9)Night life(Check all that apply)	discrete	numeric-6.0	6033	0	-
124	d9_10	d9_10 Which part of Taiwan has given you the deepest impression?(10)Aboriginal culture(Check all that apply)	discrete	numeric-6.0	6033	0	-
125	d9_11	d9_11 Which part of Taiwan has given you the deepest impression? (11)Cosmetic and medical treatments(Check all that apply)	discrete	numeric-6.0	6033	0	-
126	d9_12	d9_12 Which part of Taiwan has given you the deepest impression? (12)Local friendliness and hospitality(Check all that apply)	discrete	numeric-6.0	6033	0	-
127	d9_13	d9_13 Which part of Taiwan has given you the deepest	discrete	numeric-6.0	6033	0	-

#	Name	Label	Type	Format	Valid	Invalid	Question
		impression?(13)24 hour book stores(Check all that apply)					
128	d9_14	d9_14 Which part of Taiwan has given you the deepest impression?(14)Convenience stores(Check all that apply)	discrete	numeric-6.0	6033	0	-
129	d9_15	d9_15 Which part of Taiwan has given you the deepest impression?(15)Fruits(Check all that apply)	discrete	numeric-6.0	6033	0	-
130	d9_16	d9_16 Which part of Taiwan has given you the deepest impression?(16)Festival activities(Check all that apply)	discrete	numeric-6.0	6033	0	-
131	d9_17	d9_17 Which part of Taiwan has given you the deepest impression?(17)Tourist spots(Check all that apply)	discrete	numeric-6.0	6033	0	-
132	d9_18	d9_18 Which part of Taiwan has given you the deepest impression?(18)The accommodation experience ( hotels or guest houses, etc.) (Check all that apply)	discrete	numeric-6.0	6033	0	-
133	d9_19	d9_19 Which part of Taiwan has given you the deepest impression? (19)Others(Check all that apply)	discrete	numeric-6.0	6033	0	-

**Group E、Personal Information**

#	Name	Label	Type	Format	Valid	Invalid	Question
1	e1	e1 Nationality	discrete	numeric-6.0	6033	0	-
2	e2a	e2a The country of your residence	discrete	numeric-6.0	6033	0	-
3	e2b	e2b Place of departure (None Mainland China visitors go to E3)	discrete	numeric-6.0	2308	3725	-
4	e3	e3 Age	discrete	numeric-6.0	6033	0	-
5	e4	e4 Annual income: (converted to USD)	discrete	numeric-6.0	6033	0	-
6	e5	e5 Education:	discrete	numeric-6.0	6033	0	-
7	e6	e6 Occupation:	discrete	numeric-6.0	6033	0	-
8	e7	e7 Gender	discrete	numeric-6.0	6033	0	-

**Group created variables**

#	Name	Label	Type	Format	Valid	Invalid	Question
1	mon	Configuration month	discrete	numeric-6.0	6033	0	-
2	area	area Survey areas	discrete	numeric-6.0	6033	0	-









# Variables Description

Dataset contains 251 variable(s)

File : data2014			
# id: Case number			
Information		[Type= continuous] [Format=numeric] [Range= 10001-16033] [Missing=*]	
Statistics [NW/ W]		[Valid=6033 /-] [Invalid=0 /-] [Mean=13017 /-] [StdDev=1741.721 /-]	
# mon: Configuration month			
Information		[Type= discrete] [Format=numeric] [Range= 1-12] [Missing=*]	
Statistics [NW/ W]		[Valid=6033 /-] [Invalid=0 /-]	
Value	Label	Cases	Percentage
1		434	<div></div> 7.2%
2		514	<div></div> 8.5%
3		566	<div></div> 9.4%
4		493	<div></div> 8.2%
5		514	<div></div> 8.5%
6		522	<div></div> 8.7%
7		479	<div></div> 7.9%
8		485	<div></div> 8.0%
9		497	<div></div> 8.2%
10		478	<div></div> 7.9%
11		530	<div></div> 8.8%
12		521	<div></div> 8.6%
Warning: these figures indicate the number of cases found in the data file. They cannot be interpreted as summary statistics of the population of interest.			
# a1: a1 Stay in Taiwan __day(s)			
Information		[Type= continuous] [Format=numeric] [Range= 1-90] [Missing=*]	
Statistics [NW/ W]		[Valid=6033 /-] [Invalid=0 /-] [Mean=6.789 /-] [StdDev=8.388 /-]	
# a2: a2 How many times have you been to Taiwan in the past three years (including this time)?			
Information		[Type= continuous] [Format=numeric] [Range= 1-200] [Missing=*]	
Statistics [NW/ W]		[Valid=6033 /-] [Invalid=0 /-] [Mean=2.241 /-] [StdDev=4.326 /-]	
# a3: a3 How many days did you spend planning for this trip before you left for Taiwan? __days			
Information		[Type= continuous] [Format=numeric] [Range= 1-730] [Missing=*]	
Statistics [NW/ W]		[Valid=6033 /-] [Invalid=0 /-] [Mean=56.508 /-] [StdDev=74.194 /-]	
# b1_1: b1_1 Have you ever obtained pre-travel information about Taiwan from official government tourism promotion campaigns or travel reports?			
Information		[Type= discrete] [Format=numeric] [Range= 1-2] [Missing=*]	
Statistics [NW/ W]		[Valid=6033 /-] [Invalid=0 /-]	
Value	Label	Cases	Percentage
1	Yes	3563	<div></div> 59.1%
2	No	2470	<div></div> 40.9%
Warning: these figures indicate the number of cases found in the data file. They cannot be interpreted as summary statistics of the population of interest.			
# b1_2a: b1_2a How would you rate the source of information's influence on your decision to visit Taiwan? Newspapers, magazines, books			
Information		[Type= discrete] [Format=numeric] [Range= 0-5] [Missing=*]	
Statistics [NW/ W]		[Valid=3563 /-] [Invalid=2470 /-]	







## File : data2014

### # b1\_2a: b1\_2a How would you rate the source of information's influence on your decision to visit Taiwan? Newspapers, magazines, books

Value	Label	Cases	Percentage
0	Never Seen	2635	 74.0%
1	Very slight	53	 1.5%
2	Slight	61	 1.7%
3	Moderate	210	 5.9%
4	Strong	199	 5.6%
5	Very Strong	405	 11.4%
Sysmiss		2470	







Warning: these figures indicate the number of cases found in the data file. They cannot be interpreted as summary statistics of the population of interest.

### # b1\_2b: b1\_2b How would you rate the source of information's influence on your decision to visit Taiwan? Underground(subway), advertisement on buses

<b>Information</b>	[Type= discrete] [Format=numeric] [Range= 0-5] [Missing=*]		
<b>Statistics [NW/ W]</b>	[Valid=3563 /-] [Invalid=2470 /-]		
Value	Label	Cases	Percentage
0	Never Seen	3167	 88.9%
1	Very slight	61	 1.7%
2	Slight	57	 1.6%
3	Moderate	124	 3.5%
4	Strong	61	 1.7%
5	Very Strong	93	 2.6%
Sysmiss		2470	



Warning: these figures indicate the number of cases found in the data file. They cannot be interpreted as summary statistics of the population of interest.

### # b1\_2c: b1\_2c How would you rate the source of information's influence on your decision to visit Taiwan? TV, radio

<b>Information</b>	[Type= discrete] [Format=numeric] [Range= 0-5] [Missing=*]		
<b>Statistics [NW/ W]</b>	[Valid=3563 /-] [Invalid=2470 /-]		
Value	Label	Cases	Percentage
0	Never Seen	1892	 53.1%
1	Very slight	111	 3.1%
2	Slight	78	 2.2%
3	Moderate	255	 7.2%
4	Strong	329	 9.2%
5	Very Strong	898	 25.2%
Sysmiss		2470	

Warning: these figures indicate the number of cases found in the data file. They cannot be interpreted as summary statistics of the population of interest.

### # b1\_2d: b1\_2d How would you rate the source of information's influence on your decision to visit Taiwan? International travel exhibitions

<b>Information</b>	[Type= discrete] [Format=numeric] [Range= 0-5] [Missing=*]		
<b>Statistics [NW/ W]</b>	[Valid=3563 /-] [Invalid=2470 /-]		
Value	Label	Cases	Percentage
0	Never Seen	3213	 90.2%
1	Very slight	39	 1.1%

## File : data2014

### # b1\_2d: b1\_2d How would you rate the source of information's influence on your decision to visit Taiwan? International travel exhibitions

Value	Label	Cases	Percentage
2	Slight	44	1.2%
3	Moderate	110	3.1%
4	Strong	93	2.6%
5	Very Strong	64	1.8%
Sysmiss		2470	

Warning: these figures indicate the number of cases found in the data file. They cannot be interpreted as summary statistics of the population of interest.

### # b1\_2e: b1\_2e How would you rate the source of information's influence on your decision to visit Taiwan? Outdoor advertisements or billboards

Information	[Type= discrete] [Format=numeric] [Range= 0-5] [Missing=*]
Statistics [NW/ W]	[Valid=3563 /-] [Invalid=2470 /-]

Value	Label	Cases	Percentage
0	Never Seen	3234	90.8%
1	Very slight	51	1.4%
2	Slight	63	1.8%
3	Moderate	115	3.2%
4	Strong	53	1.5%
5	Very Strong	47	1.3%
Sysmiss		2470	

Warning: these figures indicate the number of cases found in the data file. They cannot be interpreted as summary statistics of the population of interest.

### # b1\_2f: b1\_2f How would you rate the source of information's influence on your decision to visit Taiwan? Tourism leaflets of travel agencies

Information	[Type= discrete] [Format=numeric] [Range= 0-5] [Missing=*]
Statistics [NW/ W]	[Valid=3563 /-] [Invalid=2470 /-]

Value	Label	Cases	Percentage
0	Never Seen	2777	77.9%
1	Very slight	82	2.3%
2	Slight	43	1.2%
3	Moderate	169	4.7%
4	Strong	220	6.2%
5	Very Strong	272	7.6%
Sysmiss		2470	

Warning: these figures indicate the number of cases found in the data file. They cannot be interpreted as summary statistics of the population of interest.

### # b1\_2g: b1\_2g How would you rate the source of information's influence on your decision to visit Taiwan? Word-of-mouth recommendations from friends or relatives

Information	[Type= discrete] [Format=numeric] [Range= 0-5] [Missing=*]
Statistics [NW/ W]	[Valid=3563 /-] [Invalid=2470 /-]

Value	Label	Cases	Percentage
0	Never Seen	2289	64.2%
1	Very slight	49	1.4%
2	Slight	32	0.9%
3	Moderate	165	4.6%

## File : data2014

### # b1\_2g: b1\_2g How would you rate the source of information's influence on your decision to visit Taiwan? Word-of-mouth recommendations from friends or relatives

Value	Label	Cases	Percentage
4	Strong	373	10.5%
5	Very Strong	655	18.4%
Sysmiss		2470	

Warning: these figures indicate the number of cases found in the data file. They cannot be interpreted as summary statistics of the population of interest.

### # b1\_2h: b1\_2h How would you rate the source of information's influence on your decision to visit Taiwan? Internet

Information	[Type= discrete] [Format=numeric] [Range= 0-5] [Missing=*]
Statistics [NW/ W]	[Valid=3563 /-] [Invalid=2470 /-]

Value	Label	Cases	Percentage
0	Never Seen	1312	36.8%
1	Very slight	97	2.7%
2	Slight	41	1.2%
3	Moderate	264	7.4%
4	Strong	528	14.8%
5	Very Strong	1321	37.1%
Sysmiss		2470	

Warning: these figures indicate the number of cases found in the data file. They cannot be interpreted as summary statistics of the population of interest.

### # b1\_2h\_1: b1\_2h\_1 Reference websites? Public web portals

Information	[Type= discrete] [Format=numeric] [Range= 0-1] [Missing=*]
Statistics [NW/ W]	[Valid=2251 /-] [Invalid=3782 /-]

Value	Label	Cases	Percentage
0	No	602	26.7%
1	Yes	1649	73.3%
Sysmiss		3782	

Warning: these figures indicate the number of cases found in the data file. They cannot be interpreted as summary statistics of the population of interest.

### # b1\_2h\_2: b1\_2h\_2 Reference websites? Social networking service

Information	[Type= discrete] [Format=numeric] [Range= 0-1] [Missing=*]
Statistics [NW/ W]	[Valid=2251 /-] [Invalid=3782 /-]

Value	Label	Cases	Percentage
0	No	1436	63.8%
1	Yes	815	36.2%
Sysmiss		3782	











Warning: these figures indicate the number of cases found in the data file. They cannot be interpreted as summary statistics of the population of interest.

### # b1\_2h\_3: b1\_2h\_3 Reference websites? Official websites of tourism-related organizations

Information	[Type= discrete] [Format=numeric] [Range= 0-1] [Missing=*]
Statistics [NW/ W]	[Valid=2251 /-] [Invalid=3782 /-]

Value	Label	Cases	Percentage
0	No	1620	72.0%
1	Yes	631	28.0%
Sysmiss		3782	

Warning: these figures indicate the number of cases found in the data file. They cannot be interpreted as summary statistics of the population of interest.

<b>File : data2014</b>			
<b># b1_2h_4: b1_2h_4 Reference websites? Forums of blogs or bbs.</b>			
<b>Information</b>	[Type= discrete] [Format=numeric] [Range= 0-1] [Missing=*]		
<b>Statistics [NW/ W]</b>	[Valid=2251 /-] [Invalid=3782 /-]		
<b>Value</b>	<b>Label</b>	<b>Cases</b>	<b>Percentage</b>
0	No	1756	 78.0%
1	Yes	495	 22.0%
Sysmiss		3782	
<i>Warning: these figures indicate the number of cases found in the data file. They cannot be interpreted as summary statistics of the population of interest.</i>			
<b># b1_2h_5: b1_2h_5 Reference websites? others</b>			
<b>Information</b>	[Type= discrete] [Format=numeric] [Range= 0-1] [Missing=*]		
<b>Statistics [NW/ W]</b>	[Valid=2251 /-] [Invalid=3782 /-]		
<b>Value</b>	<b>Label</b>	<b>Cases</b>	<b>Percentage</b>
0	No	2245	 99.7%
1	Yes	6	 0.3%
Sysmiss		3782	
<i>Warning: these figures indicate the number of cases found in the data file. They cannot be interpreted as summary statistics of the population of interest.</i>			
<b># b2_1_1: b2_1_1 Where do you plan to get travel information after your arrival in Taiwan? Airport Arrival Hall</b>			
<b>Information</b>	[Type= discrete] [Format=numeric] [Range= 0-1] [Missing=*]		
<b>Statistics [NW/ W]</b>	[Valid=6033 /-] [Invalid=0 /-]		
<b>Value</b>	<b>Label</b>	<b>Cases</b>	<b>Percentage</b>
0	No	2979	 49.4%
1	Yes	3054	 50.6%
<i>Warning: these figures indicate the number of cases found in the data file. They cannot be interpreted as summary statistics of the population of interest.</i>			
<b># b2_1_2: b2_1_2 Where do you plan to get travel information after your arrival in Taiwan? Ground Transportation Center</b>			
<b>Information</b>	[Type= discrete] [Format=numeric] [Range= 0-1] [Missing=*]		
<b>Statistics [NW/ W]</b>	[Valid=6033 /-] [Invalid=0 /-]		
<b>Value</b>	<b>Label</b>	<b>Cases</b>	<b>Percentage</b>
0	No	5192	 86.1%
1	Yes	841	 13.9%
<i>Warning: these figures indicate the number of cases found in the data file. They cannot be interpreted as summary statistics of the population of interest.</i>			
<b># b2_1_3: b2_1_3 Where do you plan to get travel information after your arrival in Taiwan? Travel Agency</b>			
<b>Information</b>	[Type= discrete] [Format=numeric] [Range= 0-1] [Missing=*]		
<b>Statistics [NW/ W]</b>	[Valid=6033 /-] [Invalid=0 /-]		
<b>Value</b>	<b>Label</b>	<b>Cases</b>	<b>Percentage</b>
0	No	5016	 83.1%
1	Yes	1017	 16.9%
<i>Warning: these figures indicate the number of cases found in the data file. They cannot be interpreted as summary statistics of the population of interest.</i>			
<b># b2_1_4: b2_1_4 Where do you plan to get travel information after your arrival in Taiwan? Visitor Information Center</b>			
<b>Information</b>	[Type= discrete] [Format=numeric] [Range= 0-1] [Missing=*]		
<b>Statistics [NW/ W]</b>	[Valid=6033 /-] [Invalid=0 /-]		

## File : data2014



### # b2\_1\_4: b2\_1\_4 Where do you plan to get travel information after your arrival in Taiwan? Visitor Information Center

Value	Label	Cases	Percentage
0	No	4987	 82.7%
1	Yes	1046	 17.3%

Warning: these figures indicate the number of cases found in the data file. They cannot be interpreted as summary statistics of the population of interest.

### # b2\_1\_5: b2\_1\_5 Where do you plan to get travel information after your arrival in Taiwan? Hotel



Information	[Type= discrete] [Format=numeric] [Range= 0-1] [Missing=*]
Statistics [NW/ W]	[Valid=6033 /-] [Invalid=0 /-]

Value	Label	Cases	Percentage
0	No	4332	 71.8%
1	Yes	1701	 28.2%

Warning: these figures indicate the number of cases found in the data file. They cannot be interpreted as summary statistics of the population of interest.

### # b2\_1\_6: b2\_1\_6 Where do you plan to get travel information after your arrival in Taiwan? Convenient Store



Information	[Type= discrete] [Format=numeric] [Range= 0-1] [Missing=*]
Statistics [NW/ W]	[Valid=6033 /-] [Invalid=0 /-]

Value	Label	Cases	Percentage
0	No	5217	 86.5%
1	Yes	816	 13.5%

Warning: these figures indicate the number of cases found in the data file. They cannot be interpreted as summary statistics of the population of interest.

### # b2\_1\_7: b2\_1\_7 Where do you plan to get travel information after your arrival in Taiwan? Restaurant



Information	[Type= discrete] [Format=numeric] [Range= 0-1] [Missing=*]
Statistics [NW/ W]	[Valid=6033 /-] [Invalid=0 /-]

Value	Label	Cases	Percentage
0	No	5831	 96.7%
1	Yes	202	 3.3%

Warning: these figures indicate the number of cases found in the data file. They cannot be interpreted as summary statistics of the population of interest.

### # b2\_1\_8: b2\_1\_8 Where do you plan to get travel information after your arrival in Taiwan? Internet



Information	[Type= discrete] [Format=numeric] [Range= 0-1] [Missing=*]
Statistics [NW/ W]	[Valid=6033 /-] [Invalid=0 /-]

Value	Label	Cases	Percentage
0	No	3713	 61.5%
1	Yes	2320	 38.5%











Warning: these figures indicate the number of cases found in the data file. They cannot be interpreted as summary statistics of the population of interest.

### # b2\_1\_9: b2\_1\_9 Where do you plan to get travel information after your arrival in Taiwan? Mobile Phone

Information	[Type= discrete] [Format=numeric] [Range= 0-1] [Missing=*]
Statistics [NW/ W]	[Valid=6033 /-] [Invalid=0 /-]

Value	Label	Cases	Percentage
0	No	5022	 83.2%
1	Yes	1011	 16.8%

Warning: these figures indicate the number of cases found in the data file. They cannot be interpreted as summary statistics of the population of interest.

<b>File : data2014</b>			
# b2_1_10: b2_1_10 Where do you plan to get travel information after your arrival in Taiwan? Others			
Information	[Type= discrete] [Format=numeric] [Range= 0-1] [Missing=*]		
Statistics [NW/ W]	[Valid=6033 /-] [Invalid=0 /-]		
Value	Label	Cases	Percentage
0	No	5453	 90.4%
1	Yes	580	 9.6%
Warning: these figures indicate the number of cases found in the data file. They cannot be interpreted as summary statistics of the population of interest.			
# b2_2_1: b2_2_1 What kind of tourism information do you hope to get after arriving in Taiwan? Service items and travel programs of travel agencies			
Information	[Type= discrete] [Format=numeric] [Range= 0-1] [Missing=*]		
Statistics [NW/ W]	[Valid=6033 /-] [Invalid=0 /-]		
Value	Label	Cases	Percentage
0	No	5378	 89.1%
1	Yes	655	 10.9%
Warning: these figures indicate the number of cases found in the data file. They cannot be interpreted as summary statistics of the population of interest.			
# b2_2_2: b2_2_2 What kind of tourism information do you hope to get after arriving in Taiwan? Transportation information (railway, MRT, car rentals)			
Information	[Type= discrete] [Format=numeric] [Range= 0-1] [Missing=*]		
Statistics [NW/ W]	[Valid=6033 /-] [Invalid=0 /-]		
Value	Label	Cases	Percentage
0	No	2765	 45.8%
1	Yes	3268	 54.2%
Warning: these figures indicate the number of cases found in the data file. They cannot be interpreted as summary statistics of the population of interest.			
# b2_2_3: b2_2_3 What kind of tourism information do you hope to get after arriving in Taiwan? Travel or road maps			
Information	[Type= discrete] [Format=numeric] [Range= 0-1] [Missing=*]		
Statistics [NW/ W]	[Valid=6033 /-] [Invalid=0 /-]		
Value	Label	Cases	Percentage
0	No	3955	 65.6%
1	Yes	2078	 34.4%
Warning: these figures indicate the number of cases found in the data file. They cannot be interpreted as summary statistics of the population of interest.			
# b2_2_4: b2_2_4 What kind of tourism information do you hope to get after arriving in Taiwan? Restaurant information			
Information	[Type= discrete] [Format=numeric] [Range= 0-1] [Missing=*]		
Statistics [NW/ W]	[Valid=6033 /-] [Invalid=0 /-]		
Value	Label	Cases	Percentage
0	No	3027	 50.2%
1	Yes	3006	 49.8%
Warning: these figures indicate the number of cases found in the data file. They cannot be interpreted as summary statistics of the population of interest.			
# b2_2_5: b2_2_5 What kind of tourism information do you hope to get after arriving in Taiwan? Accommodation information			
Information	[Type= discrete] [Format=numeric] [Range= 0-1] [Missing=*]		
Statistics [NW/ W]	[Valid=6033 /-] [Invalid=0 /-]		



## File : data2014



### # b2\_2\_5: b2\_2\_5 What kind of tourism information do you hope to get after arriving in Taiwan? Accommodation information

Value	Label	Cases	Percentage
0	No	4629	 76.7%
1	Yes	1404	 23.3%

Warning: these figures indicate the number of cases found in the data file. They cannot be interpreted as summary statistics of the population of interest.

### # b2\_2\_6: b2\_2\_6 What kind of tourism information do you hope to get after arriving in Taiwan? Theme traveling suggestion



Information	[Type= discrete] [Format=numeric] [Range= 0-1] [Missing=*]
Statistics [NW/ W]	[Valid=6033 /-] [Invalid=0 /-]

Value	Label	Cases	Percentage
0	No	5037	 83.5%
1	Yes	996	 16.5%

Warning: these figures indicate the number of cases found in the data file. They cannot be interpreted as summary statistics of the population of interest.

### # b2\_2\_7: b2\_2\_7 What kind of tourism information do you hope to get after arriving in Taiwan? Scenic spots introduction



Information	[Type= discrete] [Format=numeric] [Range= 0-1] [Missing=*]
Statistics [NW/ W]	[Valid=6033 /-] [Invalid=0 /-]

Value	Label	Cases	Percentage
0	No	3021	 50.1%
1	Yes	3012	 49.9%

Warning: these figures indicate the number of cases found in the data file. They cannot be interpreted as summary statistics of the population of interest.

### # b2\_2\_8: b2\_2\_8 What kind of tourism information do you hope to get after arriving in Taiwan? Festivals introduction



Information	[Type= discrete] [Format=numeric] [Range= 0-1] [Missing=*]
Statistics [NW/ W]	[Valid=6033 /-] [Invalid=0 /-]

Value	Label	Cases	Percentage
0	No	4941	 81.9%
1	Yes	1092	 18.1%

Warning: these figures indicate the number of cases found in the data file. They cannot be interpreted as summary statistics of the population of interest.

### # b2\_2\_9: b2\_2\_9 What kind of tourism information do you hope to get after arriving in Taiwan? Others

Information	[Type= discrete] [Format=numeric] [Range= 0-1] [Missing=*]
Statistics [NW/ W]	[Valid=6033 /-] [Invalid=0 /-]

Value	Label	Cases	Percentage
0	No	5666	 93.9%
1	Yes	367	 6.1%

Warning: these figures indicate the number of cases found in the data file. They cannot be interpreted as summary statistics of the population of interest.

### # b3a: b3a What are the main purposes of taking this trip to Taiwan?

Information	[Type= discrete] [Format=numeric] [Range= 1-7] [Missing=*]
Statistics [NW/ W]	[Valid=6033 /-] [Invalid=0 /-]

Value	Label	Cases	Percentage
1	Sightseeing	4291	 71.1%

## File : data2014

### # b3a: b3a What are the main purposes of taking this trip to Taiwan?

Value	Label	Cases	Percentage
2	Business	892	14.8%
3	International Conference or Exhibition	136	2.3%
4	Visiting friends or relatives	525	8.7%
5	Studies	59	1.0%
6	Medical Treatment	8	0.1%
7	Other	122	2.0%

Warning: these figures indicate the number of cases found in the data file. They cannot be interpreted as summary statistics of the population of interest.

### # b3b: b3b What are the secondary purposes of taking this trip to Taiwan?

Information	[Type= discrete] [Format=numeric] [Range= 1-99] [Missing=*]
Statistics [NW/ W]	[Valid=6033 /-] [Invalid=0 /-]

Value	Label	Cases	Percentage
1	Sightseeing	615	10.2%
2	Business	28	0.5%
3	International Conference or Exhibition	10	0.2%
4	Visiting friends or relatives	249	4.1%
5	Studies	7	0.1%
6	Medical Treatment	2	0.0%
7	Other	26	0.4%
99	Missing	5096	84.5%

Warning: these figures indicate the number of cases found in the data file. They cannot be interpreted as summary statistics of the population of interest.

### # b4\_1: b4\_1 What attracted you to come to Taiwan for sightseeing this time? Scenery

Information	[Type= discrete] [Format=numeric] [Range= 0-1] [Missing=*]
Statistics [NW/ W]	[Valid=4906 /-] [Invalid=1127 /-]

Value	Label	Cases	Percentage
0	No	1751	35.7%
1	Yes	3155	64.3%
Sysmiss		1127	

Warning: these figures indicate the number of cases found in the data file. They cannot be interpreted as summary statistics of the population of interest.

### # b4\_2: b4\_2 What attracted you to come to Taiwan for sightseeing this time? Shopping

Information	[Type= discrete] [Format=numeric] [Range= 0-1] [Missing=*]
Statistics [NW/ W]	[Valid=4906 /-] [Invalid=1127 /-]

Value	Label	Cases	Percentage
0	No	3505	71.4%
1	Yes	1401	28.6%
Sysmiss		1127	

Warning: these figures indicate the number of cases found in the data file. They cannot be interpreted as summary statistics of the population of interest.

### # b4\_3: b4\_3 What attracted you to come to Taiwan for sightseeing this time? Food

Information	[Type= discrete] [Format=numeric] [Range= 0-1] [Missing=*]
Statistics [NW/ W]	[Valid=4906 /-] [Invalid=1127 /-]

Value	Label	Cases	Percentage
0	No	2960	60.3%

## File : data2014

### # b4\_3: b4\_3 What attracted you to come to Taiwan for sightseeing this time? Food

Value	Label	Cases	Percentage
1	Yes	1946	39.7%
Sysmiss		1127	

Warning: these figures indicate the number of cases found in the data file. They cannot be interpreted as summary statistics of the population of interest.

### # b4\_4: b4\_4 What attracted you to come to Taiwan for sightseeing this time? Fruits

<b>Information</b>	[Type= discrete] [Format=numeric] [Range= 0-1] [Missing=*]
<b>Statistics [NW/ W]</b>	[Valid=4906 /-] [Invalid=1127 /-]

Value	Label	Cases	Percentage
0	No	3954	80.6%
1	Yes	952	19.4%
Sysmiss		1127	

Warning: these figures indicate the number of cases found in the data file. They cannot be interpreted as summary statistics of the population of interest.

### # b4\_5: b4\_5 What attracted you to come to Taiwan for sightseeing this time? Flowers

<b>Information</b>	[Type= discrete] [Format=numeric] [Range= 0-1] [Missing=*]
<b>Statistics [NW/ W]</b>	[Valid=4906 /-] [Invalid=1127 /-]

Value	Label	Cases	Percentage
0	No	4812	98.1%
1	Yes	94	1.9%
Sysmiss		1127	

Warning: these figures indicate the number of cases found in the data file. They cannot be interpreted as summary statistics of the population of interest.

### # b4\_6: b4\_6 What attracted you to come to Taiwan for sightseeing this time? Geographical convenience

<b>Information</b>	[Type= discrete] [Format=numeric] [Range= 0-1] [Missing=*]
<b>Statistics [NW/ W]</b>	[Valid=4906 /-] [Invalid=1127 /-]

Value	Label	Cases	Percentage
0	No	4214	85.9%
1	Yes	692	14.1%
Sysmiss		1127	

Warning: these figures indicate the number of cases found in the data file. They cannot be interpreted as summary statistics of the population of interest.

### # b4\_7: b4\_7 What attracted you to come to Taiwan for sightseeing this time? Weather

<b>Information</b>	[Type= discrete] [Format=numeric] [Range= 0-1] [Missing=*]
<b>Statistics [NW/ W]</b>	[Valid=4906 /-] [Invalid=1127 /-]

Value	Label	Cases	Percentage
0	No	4428	90.3%
1	Yes	478	9.7%
Sysmiss		1127	

Warning: these figures indicate the number of cases found in the data file. They cannot be interpreted as summary statistics of the population of interest.

### # b4\_8: b4\_8 What attracted you to come to Taiwan for sightseeing this time? Historical relics

<b>Information</b>	[Type= discrete] [Format=numeric] [Range= 0-1] [Missing=*]
<b>Statistics [NW/ W]</b>	[Valid=4906 /-] [Invalid=1127 /-]

Value	Label	Cases	Percentage
0	No	4128	84.1%

## File : data2014



### # b4\_8: b4\_8 What attracted you to come to Taiwan for sightseeing this time? Historical relics

Value	Label	Cases	Percentage
1	Yes	778	 15.9%
Sysmiss		1127	

Warning: these figures indicate the number of cases found in the data file. They cannot be interpreted as summary statistics of the population of interest.

### # b4\_9: b4\_9 What attracted you to come to Taiwan for sightseeing this time? Night life



<b>Information</b>	[Type= discrete] [Format=numeric] [Range= 0-1] [Missing=*]
<b>Statistics [NW/ W]</b>	[Valid=4906 /-] [Invalid=1127 /-]

Value	Label	Cases	Percentage
0	No	4572	 93.2%
1	Yes	334	 6.8%
Sysmiss		1127	

Warning: these figures indicate the number of cases found in the data file. They cannot be interpreted as summary statistics of the population of interest.

### # b4\_10: b4\_10 What attracted you to come to Taiwan for sightseeing this time? Festival activities

<b>Information</b>	[Type= discrete] [Format=numeric] [Range= 0-1] [Missing=*]
<b>Statistics [NW/ W]</b>	[Valid=4906 /-] [Invalid=1127 /-]

Value	Label	Cases	Percentage
0	No	4896	 99.8%
1	Yes	10	 0.2%
Sysmiss		1127	

Warning: these figures indicate the number of cases found in the data file. They cannot be interpreted as summary statistics of the population of interest.

# b4_11: b4_11 What attracted you to come to Taiwan for sightseeing this time? Recreational facilities			
Information	[Type= discrete] [Format=numeric] [Range= 0-1] [Missing=*]		
Statistics [NW/ W]	[Valid=4906 /-] [Invalid=1127 /-]		
Value	Label	Cases	Percentage
0	No	4849	<div><div></div></div> 98.8%
1	Yes	57	<div><div></div></div> 1.2%
Sysmiss		1127	
Warning: these figures indicate the number of cases found in the data file. They cannot be interpreted as summary statistics of the population of interest.			
# b4_12: b4_12 What attracted you to come to Taiwan for sightseeing this time? Health care			
Information	[Type= discrete] [Format=numeric] [Range= 0-1] [Missing=*]		
Statistics [NW/ W]	[Valid=4906 /-] [Invalid=1127 /-]		
Value	Label	Cases	Percentage
0	No	4885	<div><div></div></div> 99.6%
1	Yes	21	<div><div></div></div> 0.4%
Sysmiss		1127	
Warning: these figures indicate the number of cases found in the data file. They cannot be interpreted as summary statistics of the population of interest.			
# b4_13: b4_13 What attracted you to come to Taiwan for sightseeing this time? Taiwan's customs and culture			
Information	[Type= discrete] [Format=numeric] [Range= 0-1] [Missing=*]		
Statistics [NW/ W]	[Valid=4906 /-] [Invalid=1127 /-]		
Value	Label	Cases	Percentage
0	No	3687	<div><div></div></div> 75.2%
1	Yes	1219	<div><div></div></div> 24.8%
Sysmiss		1127	
Warning: these figures indicate the number of cases found in the data file. They cannot be interpreted as summary statistics of the population of interest.			
# b4_14: b4_14 What attracted you to come to Taiwan for sightseeing this time? Friendliness of the people			
Information	[Type= discrete] [Format=numeric] [Range= 0-1] [Missing=*]		
Statistics [NW/ W]	[Valid=4906 /-] [Invalid=1127 /-]		
Value	Label	Cases	Percentage
0	No	3809	<div><div></div></div> 77.6%
1	Yes	1097	<div><div></div></div> 22.4%
Sysmiss		1127	
Warning: these figures indicate the number of cases found in the data file. They cannot be interpreted as summary statistics of the population of interest.			
# b4_15: b4_15 What attracted you to come to Taiwan for sightseeing this time? Safe social environment			
Information	[Type= discrete] [Format=numeric] [Range= 0-1] [Missing=*]		
Statistics [NW/ W]	[Valid=4906 /-] [Invalid=1127 /-]		
Value	Label	Cases	Percentage
0	No	4344	<div><div></div></div> 88.5%
1	Yes	562	<div><div></div></div> 11.5%
Sysmiss		1127	
Warning: these figures indicate the number of cases found in the data file. They cannot be interpreted as summary statistics of the population of interest.			
# b4_16: b4_16 What attracted you to come to Taiwan for sightseeing this time? Democracy			
Information	[Type= discrete] [Format=numeric] [Range= 0-1] [Missing=*]		
Statistics [NW/ W]	[Valid=4906 /-] [Invalid=1127 /-]		

# b4_16: b4_16 What attracted you to come to Taiwan for sightseeing this time? Democracy			
Value	Label	Cases	Percentage
0	No	4783	<div><div></div></div> 97.5%
1	Yes	123	<div><div></div></div> 2.5%
Sysmiss		1127	
Warning: these figures indicate the number of cases found in the data file. They cannot be interpreted as summary statistics of the population of interest.			
# b4_17: b4_17 What attracted you to come to Taiwan for sightseeing this time? Company excursion			
Information	[Type= discrete] [Format=numeric] [Range= 0-1] [Missing=*]		
Statistics [NW/ W]	[Valid=4906 /-] [Invalid=1127 /-]		
Value	Label	Cases	Percentage
0	No	4720	<div><div></div></div> 96.2%
1	Yes	186	<div><div></div></div> 3.8%
Sysmiss		1127	
Warning: these figures indicate the number of cases found in the data file. They cannot be interpreted as summary statistics of the population of interest.			
# b4_18: b4_18 What attracted you to come to Taiwan for sightseeing this time? Others			
Information	[Type= discrete] [Format=numeric] [Range= 0-1] [Missing=*]		
Statistics [NW/ W]	[Valid=4906 /-] [Invalid=1127 /-]		
Value	Label	Cases	Percentage
0	No	4555	<div><div></div></div> 92.8%
1	Yes	351	<div><div></div></div> 7.2%
Sysmiss		1127	
Warning: these figures indicate the number of cases found in the data file. They cannot be interpreted as summary statistics of the population of interest.			
# c1: c1 How did you arrange this trip to Taiwan?			
Information	[Type= discrete] [Format=numeric] [Range= 1-5] [Missing=*]		
Statistics [NW/ W]	[Valid=6033 /-] [Invalid=0 /-]		
Value	Label	Cases	Percentage
1	Group tour arranged through a travel agency (Joined a tour g	1771	<div><div></div></div> 29.4%
2	Individual tour arranged through a travel agency	160	<div><div></div></div> 2.7%
3	Accommodations arranged (and ticket booked) through a travel	1507	<div><div></div></div> 25.0%
4	Joined the activities arranged by a Taiwan travel agency aft	41	<div><div></div></div> 0.7%
5	No arrangements by a Taiwan travel agency after arrival	2554	<div><div></div></div> 42.3%
Warning: these figures indicate the number of cases found in the data file. They cannot be interpreted as summary statistics of the population of interest.			
# c2_1a: c2_1a How would you rate your level of satisfaction with the services provided by the local travel agency and tour guides? Itinerary			
Information	[Type= discrete] [Format=numeric] [Range= 0-99] [Missing=*]		
Statistics [NW/ W]	[Valid=1771 /-] [Invalid=4262 /-]		
Value	Label	Cases	Percentage
0	Not applicable	0	
1	Very dissatisfied	5	<div><div></div></div> 0.3%
2	Dissatisfied	21	<div><div></div></div> 1.2%
3	Neutral	145	<div><div></div></div> 8.2%
4	Satisfied	585	<div><div></div></div> 33.0%
5	Very satisfied	1015	<div><div></div></div> 57.3%
99	Missing	0	

**# c2\_1a: c2\_1a How would you rate your level of satisfaction with the services provided by the local travel agency and tour guides? Itinerary**

Value	Label	Cases	Percentage
Sysmiss		4262	

*Warning: these figures indicate the number of cases found in the data file. They cannot be interpreted as summary statistics of the population of interest.*

**# c2\_1b: c2\_1b How would you rate your level of satisfaction with the services provided by the local travel agency and tour guides? Accommodations**

<b>Information</b>	[Type= discrete] [Format=numeric] [Range= 0-99] [Missing=*]
<b>Statistics [NW/ W]</b>	[Valid=1771 /-] [Invalid=4262 /-]

Value	Label	Cases	Percentage
0	Not applicable	0	
1	Very dissatisfied	4	0.2%
2	Dissatisfied	16	0.9%
3	Neutral	173	9.8%
4	Satisfied	531	30.0%
5	Very satisfied	1047	59.1%
99	Missing	0	
Sysmiss		4262	

*Warning: these figures indicate the number of cases found in the data file. They cannot be interpreted as summary statistics of the population of interest.*

**# c2\_1c: c2\_1c How would you rate your level of satisfaction with the services provided by the local travel agency and tour guides? Transportation**

<b>Information</b>	[Type= discrete] [Format=numeric] [Range= 0-99] [Missing=*]
<b>Statistics [NW/ W]</b>	[Valid=1771 /-] [Invalid=4262 /-]

Value	Label	Cases	Percentage
0	Not applicable	0	
1	Very dissatisfied	1	0.1%
2	Dissatisfied	10	0.6%
3	Neutral	71	4.0%
4	Satisfied	425	24.0%
5	Very satisfied	1264	71.4%
99	Missing	0	
Sysmiss		4262	

*Warning: these figures indicate the number of cases found in the data file. They cannot be interpreted as summary statistics of the population of interest.*

**# c2\_1d: c2\_1d How would you rate your level of satisfaction with the services provided by the local travel agency and tour guides? Meals**

<b>Information</b>	[Type= discrete] [Format=numeric] [Range= 0-99] [Missing=*]
<b>Statistics [NW/ W]</b>	[Valid=1771 /-] [Invalid=4262 /-]

Value	Label	Cases	Percentage
0	Not applicable	0	
1	Very dissatisfied	4	0.2%
2	Dissatisfied	71	4.0%
3	Neutral	305	17.2%
4	Satisfied	537	30.3%
5	Very satisfied	854	48.2%
99	Missing	0	

**# c2\_1d: c2\_1d How would you rate your level of satisfaction with the services provided by the local travel agency and tour guides? Meals**

Value	Label	Cases	Percentage
Sysmiss		4262	

*Warning: these figures indicate the number of cases found in the data file. They cannot be interpreted as summary statistics of the population of interest.*

**# c2\_1e: c2\_1e How would you rate your level of satisfaction with the services provided by the local travel agency and tour guides? Professionalism of the tour guides**

<b>Information</b>	[Type= discrete] [Format=numeric] [Range= 0-99] [Missing=*]
--------------------	---

<b>Statistics [NW/ W]</b>	[Valid=1771 /-] [Invalid=4262 /-]
---------------------------	-----------------------------------

Value	Label	Cases	Percentage
0	Not applicable	0	
1	Very dissatisfied	9	0.5%
2	Dissatisfied	13	0.7%
3	Neutral	83	4.7%
4	Satisfied	424	23.9%
5	Very satisfied	1242	70.1%
99	Missing	0	
Sysmiss		4262	

*Warning: these figures indicate the number of cases found in the data file. They cannot be interpreted as summary statistics of the population of interest.*

**# c2\_1f: c2\_1f How would you rate your level of satisfaction with the services provided by the local travel agency and tour guides? The tour guides' ability to handle emergencies**

<b>Information</b>	[Type= discrete] [Format=numeric] [Range= 0-99] [Missing=*]
--------------------	---

<b>Statistics [NW/ W]</b>	[Valid=1771 /-] [Invalid=4262 /-]
---------------------------	-----------------------------------

Value	Label	Cases	Percentage
0	Not applicable	267	15.1%
1	Very dissatisfied	7	0.4%
2	Dissatisfied	8	0.5%
3	Neutral	61	3.4%
4	Satisfied	377	21.3%
5	Very satisfied	1051	59.3%
99	Missing	0	
Sysmiss		4262	

*Warning: these figures indicate the number of cases found in the data file. They cannot be interpreted as summary statistics of the population of interest.*

**# c2\_1g: c2\_1g How would you rate your level of satisfaction with the services provided by the local travel agency and tour guides? The tour guides' integral service performances**

<b>Information</b>	[Type= discrete] [Format=numeric] [Range= 0-99] [Missing=*]
--------------------	---

<b>Statistics [NW/ W]</b>	[Valid=1771 /-] [Invalid=4262 /-]
---------------------------	-----------------------------------

Value	Label	Cases	Percentage
0	Not applicable	0	
1	Very dissatisfied	11	0.6%
2	Dissatisfied	10	0.6%
3	Neutral	76	4.3%
4	Satisfied	432	24.4%
5	Very satisfied	1242	70.1%
99	Missing	0	



**# c2\_1g: c2\_1g How would you rate your level of satisfaction with the services provided by the local travel agency and tour guides? The tour guides' integral service performances**

Value	Label	Cases	Percentage
Sysmiss		4262	

*Warning: these figures indicate the number of cases found in the data file. They cannot be interpreted as summary statistics of the population of interest.*

**# c2\_1h: c2\_1h How would you rate your level of satisfaction with the services provided by the local travel agency and tour guides? Overall impression**

<b>Information</b>	[Type= discrete] [Format=numeric] [Range= 0-99] [Missing=*]
<b>Statistics [NW/ W]</b>	[Valid=1771 /-] [Invalid=4262 /-]

Value	Label	Cases	Percentage
0	Not applicable	0	
1	Very dissatisfied	4	0.2%
2	Dissatisfied	9	0.5%
3	Neutral	82	4.6%
4	Satisfied	530	29.9%
5	Very satisfied	1146	64.7%
99	Missing	0	
Sysmiss		4262	

*Warning: these figures indicate the number of cases found in the data file. They cannot be interpreted as summary statistics of the population of interest.*

**# c2\_2a: c2\_2a What are your comments on shopping arranged by the local travel agency? Number of shopping trips**

<b>Information</b>	[Type= discrete] [Format=numeric] [Range= 0-15] [Missing=*]
<b>Statistics [NW/ W]</b>	[Valid=1771 /-] [Invalid=4262 /-]

Value	Label	Cases	Percentage
0		95	5.4%
1		93	5.3%
2		232	13.1%
3		415	23.4%
4		284	16.0%
5		253	14.3%
6		141	8.0%
7		106	6.0%
8		112	6.3%
9		8	0.5%
10		27	1.5%
11		3	0.2%
14		1	0.1%
15		1	0.1%
Sysmiss		4262	

*Warning: these figures indicate the number of cases found in the data file. They cannot be interpreted as summary statistics of the population of interest.*

**# c2\_2b: c2\_2b What are your comments on shopping arranged by the local travel agency? Commodity prices**

<b>Information</b>	[Type= discrete] [Format=numeric] [Range= 1-5] [Missing=*]
<b>Statistics [NW/ W]</b>	[Valid=1676 /-] [Invalid=4357 /-]

Value	Label	Cases	Percentage
1	Very low-price	22	1.3%
2	Low-price	198	11.8%

# c2_2b: c2_2b What are your comments on shopping arranged by the local travel agency? Commodity prices			
Value	Label	Cases	Percentage
3	Good-price	933	<div><div></div></div> 55.7%
4	High-price	473	<div><div></div></div> 28.2%
5	Very high-price	50	<div><div></div></div> 3.0%
Sysmiss		4357	
Warning: these figures indicate the number of cases found in the data file. They cannot be interpreted as summary statistics of the population of interest.			
# c3_1: c3_1 After arrival, have you ever made travel arrangements through local travel agencies? none			
Information	[Type= discrete] [Format=numeric] [Range= 0-1] [Missing=*]		
Statistics [NW/ W]	[Valid=1548 /-] [Invalid=4485 /-]		
Value	Label	Cases	Percentage
0	No	127	<div><div></div></div> 8.2%
1	Yes	1421	<div><div></div></div> 91.8%
Sysmiss		4485	
Warning: these figures indicate the number of cases found in the data file. They cannot be interpreted as summary statistics of the population of interest.			
# c3_2: c3_2 After arrival, have you ever made travel arrangements through local travel agencies? half-day tour			
Information	[Type= discrete] [Format=numeric] [Range= 0-1] [Missing=*]		
Statistics [NW/ W]	[Valid=1548 /-] [Invalid=4485 /-]		
Value	Label	Cases	Percentage
0	No	1534	<div><div></div></div> 99.1%
1	Yes	14	<div><div></div></div> 0.9%
Sysmiss		4485	
Warning: these figures indicate the number of cases found in the data file. They cannot be interpreted as summary statistics of the population of interest.			
# c3_3: c3_3 After arrival, have you ever made travel arrangements through local travel agencies? one-day tour			
Information	[Type= discrete] [Format=numeric] [Range= 0-1] [Missing=*]		
Statistics [NW/ W]	[Valid=1548 /-] [Invalid=4485 /-]		
Value	Label	Cases	Percentage
0	No	1469	<div><div></div></div> 94.9%
1	Yes	79	<div><div></div></div> 5.1%
Sysmiss		4485	
Warning: these figures indicate the number of cases found in the data file. They cannot be interpreted as summary statistics of the population of interest.			
# c3_4: c3_4 After arrival, have you ever made travel arrangements through local travel agencies? two-day tour			
Information	[Type= discrete] [Format=numeric] [Range= 0-1] [Missing=*]		
Statistics [NW/ W]	[Valid=1548 /-] [Invalid=4485 /-]		
Value	Label	Cases	Percentage
0	No	1536	<div><div></div></div> 99.2%
1	Yes	12	<div><div></div></div> 0.8%
Sysmiss		4485	
Warning: these figures indicate the number of cases found in the data file. They cannot be interpreted as summary statistics of the population of interest.			
# c3_5: c3_5 After arrival, have you ever made travel arrangements through local travel agencies? over three-day tour			
Information	[Type= discrete] [Format=numeric] [Range= 0-1] [Missing=*]		
Statistics [NW/ W]	[Valid=1548 /-] [Invalid=4485 /-]		

### # c3\_5: c3\_5 After arrival, have you ever made travel arrangements through local travel agencies? over three-day tour

Value	Label	Cases	Percentage
0	No	1526	<div><div></div></div> 98.6%
1	Yes	22	<div><div></div></div> 1.4%
Sysmiss		4485	

Warning: these figures indicate the number of cases found in the data file. They cannot be interpreted as summary statistics of the population of interest.

### # c4: c4 Did you pay any prepaid travel expenses for personal itinerary before arrival?

<b>Information</b>	[Type= discrete] [Format=numeric] [Range= 1-2] [Missing=*]
<b>Statistics [NW/ W]</b>	[Valid=6033 /-] [Invalid=0 /-]

Value	Label	Cases	Percentage
1	Yes	4159	<div><div></div></div> 68.9%
2	No	1874	<div><div></div></div> 31.1%

Warning: these figures indicate the number of cases found in the data file. They cannot be interpreted as summary statistics of the population of interest.

### # c5a: c5a How much did you prepay before arrival?

<b>Information</b>	[Type= discrete] [Format=numeric] [Range= 5-12000000] [Missing=*]
<b>Statistics [NW/ W]</b>	[Valid=4159 /-] [Invalid=1874 /-]

Value	Label	Cases	Percentage
5		1	<div><div></div></div> 0.0%
10		1	<div><div></div></div> 0.0%
17		1	<div><div></div></div> 0.0%
20		1	<div><div></div></div> 0.0%
34		1	<div><div></div></div> 0.0%
40		1	<div><div></div></div> 0.0%
45		1	<div><div></div></div> 0.0%
50		4	<div><div></div></div> 0.1%
55		1	<div><div></div></div> 0.0%
60		1	<div><div></div></div> 0.0%
63		1	<div><div></div></div> 0.0%
70		1	<div><div></div></div> 0.0%
80		2	<div><div></div></div> 0.0%
89		1	<div><div></div></div> 0.0%
90		3	<div><div></div></div> 0.1%
100		3	<div><div></div></div> 0.1%
120		2	<div><div></div></div> 0.0%
125		1	<div><div></div></div> 0.0%
135		1	<div><div></div></div> 0.0%
140		2	<div><div></div></div> 0.0%
144		1	<div><div></div></div> 0.0%
150		6	<div><div></div></div> 0.1%
155		1	<div><div></div></div> 0.0%
160		3	<div><div></div></div> 0.1%
165		1	<div><div></div></div> 0.0%
170		1	<div><div></div></div> 0.0%
175		2	<div><div></div></div> 0.0%
200		17	<div><div></div></div> 0.4%














































# **# c5a: c5a How much did you prepay before arrival?**

Value	Label	Cases	Percentage
225		2	0.0%
230		1	0.0%
240		2	0.0%
246		1	0.0%
250		12	0.3%
257		1	0.0%
260		2	0.0%
270		1	0.0%
274		1	0.0%
299		1	0.0%
300		18	0.4%
310		1	0.0%
325		1	0.0%
334		1	0.0%
336		1	0.0%
340		1	0.0%
350		7	0.2%
360		1	0.0%
380		1	0.0%
390		1	0.0%
400		19	0.5%
408		1	0.0%
425		1	0.0%
450		6	0.1%
451		1	0.0%
460		1	0.0%
475		1	0.0%
500		42	1.0%
540		2	0.0%
550		2	0.0%
558		1	0.0%
560		1	0.0%
570		1	0.0%
600		20	0.5%
626		1	0.0%
650		3	0.1%
700		12	0.3%
715		1	0.0%
720		2	0.0%
734		1	0.0%
747		1	0.0%
750		14	0.3%
770		1	0.0%
800		20	0.5%
803		1	0.0%

# **# c5a: c5a How much did you prepay before arrival?**

Value	Label	Cases	Percentage
805		1	0.0%
820		1	0.0%
830		1	0.0%
840		1	0.0%
850		5	0.1%
870		1	0.0%
890		1	0.0%
900		10	0.2%
934		1	0.0%
950		1	0.0%
960		1	0.0%
1000		62	1.5%
1020		1	0.0%
1025		1	0.0%
1050		1	0.0%
1100		5	0.1%
1125		2	0.0%
1141		1	0.0%
1167		1	0.0%
1199		1	0.0%
1200		20	0.5%
1250		11	0.3%
1260		1	0.0%
1300		10	0.2%
1350		1	0.0%
1360		1	0.0%
1400		12	0.3%
1430		1	0.0%
1450		2	0.0%
1467		1	0.0%
1500		51	1.2%
1550		2	0.0%
1575		1	0.0%
1600		12	0.3%
1650		3	0.1%
1700		7	0.2%
1739		1	0.0%
1750		9	0.2%
1800		13	0.3%
1840		1	0.0%
1858		1	0.0%
1900		4	0.1%
1950		1	0.0%
1980		1	0.0%
1999		1	0.0%

# **# c5a: c5a How much did you prepay before arrival?**

Value	Label	Cases	Percentage
2000		108	 2.6%
2100		7	 0.2%
2150		1	 0.0%
2160		1	 0.0%
2200		7	 0.2%
2250		6	 0.1%
2300		3	 0.1%
2350		2	 0.0%
2360		1	 0.0%
2390		1	 0.0%
2400		14	 0.3%
2450		1	 0.0%
2488		1	 0.0%
2500		71	 1.7%
2600		9	 0.2%
2700		13	 0.3%
2750		5	 0.1%
2760		1	 0.0%
2800		18	 0.4%
2822		1	 0.0%
2840		2	 0.0%
2850		2	 0.0%
2880		1	 0.0%
2900		6	 0.1%
2980		1	 0.0%
2990		3	 0.1%
2999		2	 0.0%
3000		222	 5.3%
3050		3	 0.1%
3080		2	 0.0%
3100		8	 0.2%
3140		1	 0.0%
3160		1	 0.0%
3200		28	 0.7%
3250		5	 0.1%
3280		3	 0.1%
3300		13	 0.3%
3333		1	 0.0%
3340		1	 0.0%
3350		3	 0.1%
3380		3	 0.1%
3388		2	 0.0%
3399		1	 0.0%
3400		15	 0.4%
3480		3	 0.1%

# **# c5a: c5a How much did you prepay before arrival?**

Value	Label	Cases	Percentage
3500		121	<div></div> 2.9%
3550		2	<div></div> 0.0%
3580		2	<div></div> 0.0%
3600		39	<div></div> 0.9%
3650		4	<div></div> 0.1%
3680		13	<div></div> 0.3%
3690		2	<div></div> 0.0%
3699		1	<div></div> 0.0%
3700		22	<div></div> 0.5%
3750		10	<div></div> 0.2%
3780		5	<div></div> 0.1%
3800		56	<div></div> 1.3%
3830		1	<div></div> 0.0%
3850		5	<div></div> 0.1%
3880		6	<div></div> 0.1%
3900		9	<div></div> 0.2%
3950		2	<div></div> 0.0%
3980		3	<div></div> 0.1%
3990		1	<div></div> 0.0%
4000		279	<div></div> 6.7%
4010		1	<div></div> 0.0%
4050		1	<div></div> 0.0%
4080		2	<div></div> 0.0%
4100		9	<div></div> 0.2%
4150		2	<div></div> 0.0%
4180		8	<div></div> 0.2%
4200		31	<div></div> 0.7%
4230		1	<div></div> 0.0%
4250		4	<div></div> 0.1%
4280		5	<div></div> 0.1%
4300		18	<div></div> 0.4%
4303		1	<div></div> 0.0%
4310		2	<div></div> 0.0%
4340		1	<div></div> 0.0%
4350		4	<div></div> 0.1%
4380		3	<div></div> 0.1%
4400		13	<div></div> 0.3%
4450		1	<div></div> 0.0%
4500		101	<div></div> 2.4%
4550		1	<div></div> 0.0%
4580		6	<div></div> 0.1%
4600		25	<div></div> 0.6%
4680		6	<div></div> 0.1%
4700		12	<div></div> 0.3%
4750		4	<div></div> 0.1%

# **# c5a: c5a How much did you prepay before arrival?**

Value	Label	Cases	Percentage
4780		4	0.1%
4800		43	1.0%
4850		1	0.0%
4860		1	0.0%
4880		6	0.1%
4900		10	0.2%
4980		7	0.2%
4999		1	0.0%
5000		289	6.9%
5029		1	0.0%
5080		2	0.0%
5100		3	0.1%
5200		9	0.2%
5250		2	0.0%
5280		1	0.0%
5300		4	0.1%
5350		3	0.1%
5380		5	0.1%
5400		7	0.2%
5480		1	0.0%
5500		38	0.9%
5580		1	0.0%
5600		10	0.2%
5630		1	0.0%
5680		4	0.1%
5700		5	0.1%
5750		2	0.0%
5799		1	0.0%
5800		15	0.4%
5850		1	0.0%
5900		7	0.2%
5980		2	0.0%
6000		171	4.1%
6080		1	0.0%
6095		1	0.0%
6100		3	0.1%
6180		2	0.0%
6200		6	0.1%
6240		1	0.0%
6250		1	0.0%
6280		1	0.0%
6300		14	0.3%
6350		1	0.0%
6400		7	0.2%
6500		34	0.8%



# **# c5a: c5a How much did you prepay before arrival?**

Value	Label	Cases	Percentage
6600		3	0.1%
6700		8	0.2%
6750		1	0.0%
6800		16	0.4%
6820		1	0.0%
6900		5	0.1%
6950		1	0.0%
6999		2	0.0%
7000		81	1.9%
7080		2	0.0%
7100		2	0.0%
7142		1	0.0%
7180		1	0.0%
7200		4	0.1%
7300		1	0.0%
7390		1	0.0%
7400		4	0.1%
7500		26	0.6%
7600		1	0.0%
7700		4	0.1%
7800		6	0.1%
8000		43	1.0%
8100		2	0.0%
8300		2	0.0%
8325		1	0.0%
8400		2	0.0%
8500		3	0.1%
8680		1	0.0%
8800		3	0.1%
8834		1	0.0%
9000		22	0.5%
9136		1	0.0%
9160		1	0.0%
9300		1	0.0%
9400		1	0.0%
9500		2	0.0%
9600		1	0.0%
9775		1	0.0%
9800		2	0.0%
9900		2	0.0%
10000		64	1.5%
10500		2	0.0%
10600		1	0.0%
10800		1	0.0%
11000		5	0.1%

# **# c5a: c5a How much did you prepay before arrival?**

Value	Label	Cases	Percentage
11500		2	0.0%
11700		1	0.0%
12000		14	0.3%
12500		2	0.0%
12800		1	0.0%
13000		4	0.1%
13200		1	0.0%
13500		2	0.0%
14000		5	0.1%
14400		1	0.0%
14500		2	0.0%
15000		34	0.8%
15500		1	0.0%
16000		4	0.1%
16330		1	0.0%
16650		1	0.0%
16700		1	0.0%
17000		5	0.1%
17500		1	0.0%
17900		1	0.0%
18000		9	0.2%
19000		2	0.0%
19800		1	0.0%
20000		43	1.0%
21000		4	0.1%
22000		5	0.1%
22500		4	0.1%
22984		1	0.0%
23000		4	0.1%
23400		1	0.0%
24000		2	0.0%
24500		2	0.0%
25000		18	0.4%
25600		1	0.0%
26000		5	0.1%
27000		3	0.1%
27900		1	0.0%
28000		2	0.0%
29000		1	0.0%
30000		26	0.6%
31000		1	0.0%
31500		1	0.0%
32000		2	0.0%
32500		1	0.0%
35000		11	0.3%

# **# c5a: c5a How much did you prepay before arrival?**

Value	Label	Cases	Percentage
35714		1	0.0%
36000		1	0.0%
36320		2	0.0%
38000		3	0.1%
39000		3	0.1%
39900		1	0.0%
40000		38	0.9%
42000		2	0.0%
42500		1	0.0%
44500		1	0.0%
45000		13	0.3%
45500		1	0.0%
48000		1	0.0%
49000		1	0.0%
50000		70	1.7%
51000		1	0.0%
52000		1	0.0%
53000		3	0.1%
53800		1	0.0%
55000		4	0.1%
56000		2	0.0%
56500		1	0.0%
57000		3	0.1%
58000		2	0.0%
59000		1	0.0%
59251		1	0.0%
60000		80	1.9%
60900		1	0.0%
63000		1	0.0%
64000		1	0.0%
65000		14	0.3%
66000		1	0.0%
67000		1	0.0%
68000		3	0.1%
70000		65	1.6%
72000		2	0.0%
75000		21	0.5%
76000		2	0.0%
78000		3	0.1%
80000		83	2.0%
83000		1	0.0%
84500		1	0.0%
85000		7	0.2%
87000		1	0.0%
87500		1	0.0%

# **# c5a: c5a How much did you prepay before arrival?**

Value	Label	Cases	Percentage
90000		19	0.5%
91000		1	0.0%
95000		3	0.1%
100000		79	1.9%
104000		1	0.0%
105600		1	0.0%
108000		1	0.0%
110000		8	0.2%
115000		2	0.0%
120000		20	0.5%
125000		4	0.1%
130000		8	0.2%
140000		4	0.1%
150000		22	0.5%
160000		2	0.0%
170000		3	0.1%
180000		3	0.1%
200000		14	0.3%
220000		1	0.0%
250000		2	0.0%
276000		1	0.0%
300000		13	0.3%
325000		1	0.0%
330000		2	0.0%
350000		6	0.1%
370000		2	0.0%
400000		11	0.3%
420000		1	0.0%
450000		1	0.0%
490000		2	0.0%
500000		20	0.5%
510000		1	0.0%
530000		1	0.0%
550000		5	0.1%
590000		1	0.0%
600000		19	0.5%
650000		3	0.1%
660000		1	0.0%
670000		1	0.0%
680000		2	0.0%
700000		14	0.3%
720000		1	0.0%
748000		1	0.0%
750000		5	0.1%
780000		2	0.0%

# c5a: c5a How much did you prepay before arrival?			
Value	Label	Cases	Percentage
790000		2	0.0%
800000		19	0.5%
839000		1	0.0%
850000		7	0.2%
870000		2	0.0%
880000		1	0.0%
890000		1	0.0%
900000		10	0.2%
930000		1	0.0%
940000		1	0.0%
950000		2	0.0%
1000000		39	0.9%
1040000		1	0.0%
1090000		2	0.0%
1100000		2	0.0%
1200000		8	0.2%
1300000		2	0.0%
1500000		1	0.0%
8000000		1	0.0%
12000000		2	0.0%
Sysmiss		1874	
Warning: these figures indicate the number of cases found in the data file. They cannot be interpreted as summary statistics of the population of interest.			
# c5b: c5b How much did you prepay before arrival? Type of currency			
Information	[Type= discrete] [Format=numeric] [Range= 1-18] [Missing=*]		
Statistics [NW/ W]	[Valid=4159 /-] [Invalid=1874 /-]		
Value	Label	Cases	Percentage
1	JPY	656	15.8%
2	CNY	1853	44.6%
3	HKD	498	12.0%
4	SGD	81	1.9%
5	KRW	248	6.0%
6	MYR	53	1.3%
7	THB	23	0.6%
8	USD	182	4.4%
9	CAD	6	0.1%
10	GBP	9	0.2%
11	EUR	24	0.6%
14	AUD	18	0.4%
16	NTD	491	11.8%
17	IDR	2	0.0%
18	PHP	15	0.4%
Sysmiss		1874	
Warning: these figures indicate the number of cases found in the data file. They cannot be interpreted as summary statistics of the population of interest.			

# c5c: c5c How much did you prepay before arrival? Air/ship fare			
Information	[Type= discrete] [Format=numeric] [Range= 1-2] [Missing=*]		
Statistics [NW/ W]	[Valid=4159 /-] [Invalid=1874 /-]		
Value	Label	Cases	Percentage
1	Include air/ship fare	2965	<div></div> 71.3%
2	Excluded air/ship fare	1194	<div></div> 28.7%
Sysmiss		1874	
Warning: these figures indicate the number of cases found in the data file. They cannot be interpreted as summary statistics of the population of interest.			
# c6_1: c6_1 Which of the following expenses did you prepay before arrival? Hotel			
Information	[Type= discrete] [Format=numeric] [Range= 0-1] [Missing=*]		
Statistics [NW/ W]	[Valid=4159 /-] [Invalid=1874 /-]		
Value	Label	Cases	Percentage
0	No	27	<div></div> 0.6%
1	Yes	4132	<div></div> 99.4%
Sysmiss		1874	
Warning: these figures indicate the number of cases found in the data file. They cannot be interpreted as summary statistics of the population of interest.			
# c6_2: c6_2 Which of the following expenses did you prepay before arrival? Meals outside hotel			
Information	[Type= discrete] [Format=numeric] [Range= 0-1] [Missing=*]		
Statistics [NW/ W]	[Valid=4159 /-] [Invalid=1874 /-]		
Value	Label	Cases	Percentage
0	No	2224	<div></div> 53.5%
1	Yes	1935	<div></div> 46.5%
Sysmiss		1874	
Warning: these figures indicate the number of cases found in the data file. They cannot be interpreted as summary statistics of the population of interest.			
# c6_3: c6_3 Which of the following expenses did you prepay before arrival? Local transportation			
Information	[Type= discrete] [Format=numeric] [Range= 0-1] [Missing=*]		
Statistics [NW/ W]	[Valid=4159 /-] [Invalid=1874 /-]		
Value	Label	Cases	Percentage
0	No	2119	<div></div> 50.9%
1	Yes	2040	<div></div> 49.1%
Sysmiss		1874	
Warning: these figures indicate the number of cases found in the data file. They cannot be interpreted as summary statistics of the population of interest.			
# c6_4: c6_4 Which of the following expenses did you prepay before arrival? Entertainment			
Information	[Type= discrete] [Format=numeric] [Range= 0-1] [Missing=*]		
Statistics [NW/ W]	[Valid=4159 /-] [Invalid=1874 /-]		
Value	Label	Cases	Percentage
0	No	2230	<div></div> 53.6%
1	Yes	1929	<div></div> 46.4%
Sysmiss		1874	
Warning: these figures indicate the number of cases found in the data file. They cannot be interpreted as summary statistics of the population of interest.			
# c6_5: c6_5 Which of the following expenses did you prepay before arrival? Miscellaneous expenses			
Information	[Type= discrete] [Format=numeric] [Range= 0-1] [Missing=*]		
Statistics [NW/ W]	[Valid=4159 /-] [Invalid=1874 /-]		

# c6_5: c6_5 Which of the following expenses did you prepay before arrival? Miscellaneous expenses			
Value	Label	Cases	Percentage
0	No	2221	<div></div> 53.4%
1	Yes	1938	<div></div> 46.6%
Sysmiss		1874	
Warning: these figures indicate the number of cases found in the data file. They cannot be interpreted as summary statistics of the population of interest.			
# c7a: c7a How much money in total did you spend in Taiwan on this trip?			
Information	[Type= continuous] [Format=numeric] [Range= 0-6000000] [Missing=*]		
Statistics [NW/ W]	[Valid=6033 /-] [Invalid=0 /-] [Mean=45033.788 /-] [StdDev=174326.001 /-]		
# c7b: c7b How much money in total did you spend in Taiwan on this trip? Type of currency			
Information	[Type= discrete] [Format=numeric] [Range= 1-18] [Missing=*]		
Statistics [NW/ W]	[Valid=6023 /-] [Invalid=10 /-]		
Value	Label	Cases	Percentage
1	JPY	659	<div></div> 10.9%
2	CNY	1771	<div></div> 29.4%
3	HKD	427	<div></div> 7.1%
4	SGD	98	<div></div> 1.6%
5	KRW	269	<div></div> 4.5%
6	MYR	55	<div></div> 0.9%
7	THB	13	<div></div> 0.2%
8	USD	372	<div></div> 6.2%
9	CAD	11	<div></div> 0.2%
10	GBP	13	<div></div> 0.2%
11	EUR	56	<div></div> 0.9%
14	AUD	19	<div></div> 0.3%
16	NTD	2256	<div></div> 37.5%
17	IDR	0	
18	PHP	4	<div></div> 0.1%
Sysmiss		10	
Warning: these figures indicate the number of cases found in the data file. They cannot be interpreted as summary statistics of the population of interest.			
# c8_1a: c8_1a Please itemize these expenses in terms of their amount or percentage: Hotel bills			
Information	[Type= continuous] [Format=numeric] [Range= 0-1400000] [Missing=*]		
Statistics [NW/ W]	[Valid=6033 /-] [Invalid=0 /-] [Mean=7013.889 /-] [StdDev=44839.95 /-]		
# c8_1b: c8_1b Please itemize these expenses in terms of their amount or percentage: Hotel bills(person)			
Information	[Type= discrete] [Format=numeric] [Range= 1-13] [Missing=*]		
Statistics [NW/ W]	[Valid=1996 /-] [Invalid=4037 /-]		
Value	Label	Cases	Percentage
1		1401	<div></div> 70.2%
2		398	<div></div> 19.9%
3		95	<div></div> 4.8%
4		62	<div></div> 3.1%
5		21	<div></div> 1.1%
6		5	<div></div> 0.3%
7		4	<div></div> 0.2%

# c8_1b: c8_1b Please itemize these expenses in terms of their amount or percentage: Hotel bills(person)				
Value		Label	Cases	Percentage
8			4	0.2%
9			2	0.1%
10			1	0.1%
12			2	0.1%
13			1	0.1%
Sysmiss			4037	
Warning: these figures indicate the number of cases found in the data file. They cannot be interpreted as summary statistics of the population of interest.				
# c8_2a: c8_2a Please itemize these expenses in terms of their amount or percentage: Meals excluding hotel meals				
Information		[Type= continuous] [Format=numeric] [Range= 0-2000000] [Missing=*]		
Statistics [NW/ W]		[Valid=6033 /-] [Invalid=0 /-] [Mean=10558.008 /-] [StdDev=57403.518 /-]		
# c8_2b: c8_2b Please itemize these expenses in terms of their amount or percentage: Meals excluding hotel meals(person)				
Information		[Type= discrete] [Format=numeric] [Range= 1-18] [Missing=*]		
Statistics [NW/ W]		[Valid=4829 /-] [Invalid=1204 /-]		
Value		Label	Cases	Percentage
1			3293	68.2%
2			1039	21.5%
3			243	5.0%
4			148	3.1%
5			55	1.1%
6			19	0.4%
7			9	0.2%
8			10	0.2%
9			6	0.1%
10			2	0.0%
11			1	0.0%
12			2	0.0%
13			1	0.0%
18			1	0.0%
Sysmiss			1204	
Warning: these figures indicate the number of cases found in the data file. They cannot be interpreted as summary statistics of the population of interest.				
# c8_3a: c8_3a Please itemize these expenses in terms of their amount or percentage: Local transportation				
Information		[Type= continuous] [Format=numeric] [Range= 0-1200000] [Missing=*]		
Statistics [NW/ W]		[Valid=6033 /-] [Invalid=0 /-] [Mean=5582.302 /-] [StdDev=30709.104 /-]		
# c8_3b: c8_3b Please itemize these expenses in terms of their amount or percentage: Local transportation(person)				
Information		[Type= discrete] [Format=numeric] [Range= 1-13] [Missing=*]		
Statistics [NW/ W]		[Valid=4234 /-] [Invalid=1799 /-]		
Value		Label	Cases	Percentage
1			2886	68.2%
2			907	21.4%
3			225	5.3%
4			133	3.1%
5			44	1.0%



# c8_3b: c8_3b Please itemize these expenses in terms of their amount or percentage: Local transportation(person)			
Value	Label	Cases	Percentage
6		14	0.3%
7		7	0.2%
8		10	0.2%
9		4	0.1%
10		1	0.0%
12		2	0.0%
13		1	0.0%
Sysmiss		1799	
Warning: these figures indicate the number of cases found in the data file. They cannot be interpreted as summary statistics of the population of interest.			
# c8_4a: c8_4a Please itemize these expenses in terms of their amount or percentage: Entertainment			
Information	[Type= continuous] [Format=numeric] [Range= 0-600000] [Missing=*]		
Statistics [NW/ W]	[Valid=6033 /-] [Invalid=0 /-] [Mean=1775.31 /-] [StdDev=14505.398 /-]		
# c8_4b: c8_4b Please itemize these expenses in terms of their amount or percentage: Entertainment(person)			
Information	[Type= discrete] [Format=numeric] [Range= 1-12] [Missing=*]		
Statistics [NW/ W]	[Valid=1942 /-] [Invalid=4091 /-]		
Value	Label	Cases	Percentage
1		1294	<div></div> 66.6%
2		459	<div></div> 23.6%
3		93	<div></div> 4.8%
4		57	<div></div> 2.9%
5		18	<div></div> 0.9%
6		7	<div></div> 0.4%
7		5	<div></div> 0.3%
8		7	<div></div> 0.4%
9		1	<div></div> 0.1%
12		1	<div></div> 0.1%
Sysmiss		4091	
Warning: these figures indicate the number of cases found in the data file. They cannot be interpreted as summary statistics of the population of interest.			
# c8_5a: c8_5a Please itemize these expenses in terms of their amount or percentage: Miscellaneous expenses			
Information	[Type= continuous] [Format=numeric] [Range= 0-600000] [Missing=*]		
Statistics [NW/ W]	[Valid=6033 /-] [Invalid=0 /-] [Mean=1225.652 /-] [StdDev=14365.451 /-]		
# c8_5b: c8_5b Please itemize these expenses in terms of their amount or percentage: Miscellaneous expenses(person)			
Information	[Type= discrete] [Format=numeric] [Range= 1-13] [Missing=*]		
Statistics [NW/ W]	[Valid=985 /-] [Invalid=5048 /-]		
Value	Label	Cases	Percentage
1		712	<div></div> 72.3%
2		185	<div></div> 18.8%
3		38	<div></div> 3.9%
4		25	<div></div> 2.5%
5		10	<div></div> 1.0%
6		7	<div></div> 0.7%
7		3	<div></div> 0.3%

# c8_5b: c8_5b Please itemize these expenses in terms of their amount or percentage: Miscellaneous expenses(person)			
Value	Label	Cases	Percentage
8		1	0.1%
9		2	0.2%
12		1	0.1%
13		1	0.1%
Sysmiss		5048	
Warning: these figures indicate the number of cases found in the data file. They cannot be interpreted as summary statistics of the population of interest.			
# c8_6a: c8_6a Please itemize these expenses in terms of their amount or percentage: Shopping			
Information	[Type= continuous] [Format=numeric] [Range= 0-1760000] [Missing=*]		
Statistics [NW/ W]	[Valid=6033 /-] [Invalid=0 /-] [Mean=18878.627 /-] [StdDev=64542.568 /-]		
# c8_6b: c8_6b Please itemize these expenses in terms of their amount or percentage: Shopping(person)			
Information	[Type= discrete] [Format=numeric] [Range= 1-18] [Missing=*]		
Statistics [NW/ W]	[Valid=5399 /-] [Invalid=634 /-]		
Value	Label	Cases	Percentage
1		3687	<div><div></div></div> 68.3%
2		1186	<div><div></div></div> 22.0%
3		277	<div><div></div></div> 5.1%
4		156	<div><div></div></div> 2.9%
5		51	<div><div></div></div> 0.9%
6		16	<div><div></div></div> 0.3%
7		8	<div><div></div></div> 0.1%
8		8	<div><div></div></div> 0.1%
9		6	<div><div></div></div> 0.1%
10		2	<div><div></div></div> 0.0%
13		1	<div><div></div></div> 0.0%
18		1	<div><div></div></div> 0.0%
Sysmiss		634	
Warning: these figures indicate the number of cases found in the data file. They cannot be interpreted as summary statistics of the population of interest.			
# c8_6_1: c8_6_1 Please itemize these expenses in terms of their amount or percentage: Clothes or accessories			
Information	[Type= continuous] [Format=numeric] [Range= 0-1000000] [Missing=*]		
Statistics [NW/ W]	[Valid=6033 /-] [Invalid=0 /-] [Mean=2811.453 /-] [StdDev=21146.753 /-]		
# c8_6_2: c8_6_2 Please itemize these expenses in terms of their amount or percentage: Jewelry or jade			
Information	[Type= continuous] [Format=numeric] [Range= 0-700000] [Missing=*]		
Statistics [NW/ W]	[Valid=6033 /-] [Invalid=0 /-] [Mean=1701.719 /-] [StdDev=14861.996 /-]		
# c8_6_3: c8_6_3 Please itemize these expenses in terms of their amount or percentage: Souvenirs or handicraft products			
Information	[Type= continuous] [Format=numeric] [Range= 0-800000] [Missing=*]		
Statistics [NW/ W]	[Valid=6033 /-] [Invalid=0 /-] [Mean=2558.589 /-] [StdDev=19635.618 /-]		

# c8_6_4: c8_6_4 Please itemize these expenses in terms of their amount or percentage: Cosmetics or perfumes			
Information		[Type= continuous] [Format=numeric] [Range= 0-225000] [Missing=*]	
Statistics [NW/ W]		[Valid=6033 /-] [Invalid=0 /-] [Mean=1493.816 /-] [StdDev=9068.73 /-]	
# c8_6_5: c8_6_5 Please itemize these expenses in terms of their amount or percentage: Local special products			
Information		[Type= continuous] [Format=numeric] [Range= 0-1500000] [Missing=*]	
Statistics [NW/ W]		[Valid=6033 /-] [Invalid=0 /-] [Mean=7517.15 /-] [StdDev=33989.148 /-]	
# c8_6_6: c8_6_6 Please itemize these expenses in terms of their amount or percentage: Tobacco or alcohol			
Information		[Type= continuous] [Format=numeric] [Range= 0-200000] [Missing=*]	
Statistics [NW/ W]		[Valid=6033 /-] [Invalid=0 /-] [Mean=383.133 /-] [StdDev=4800.964 /-]	
# c8_6_7: c8_6_7 Please itemize these expenses in terms of their amount or percentage: Chinese herbal medicine or health food			
Information		[Type= continuous] [Format=numeric] [Range= 0-450000] [Missing=*]	
Statistics [NW/ W]		[Valid=6033 /-] [Invalid=0 /-] [Mean=262.428 /-] [StdDev=7437.269 /-]	
# c8_6_8: c8_6_8 Please itemize these expenses in terms of their amount or percentage: 3C or electric appliances			
Information		[Type= continuous] [Format=numeric] [Range= 0-80000] [Missing=*]	
Statistics [NW/ W]		[Valid=6033 /-] [Invalid=0 /-] [Mean=277.674 /-] [StdDev=2526.284 /-]	
# c8_6_9: c8_6_9 Please itemize these expenses in terms of their amount or percentage: Tea			
Information		[Type= continuous] [Format=numeric] [Range= 0-150000] [Missing=*]	
Statistics [NW/ W]		[Valid=6033 /-] [Invalid=0 /-] [Mean=1291.061 /-] [StdDev=6440.832 /-]	
# c8_6_10: c8_6_10 Please itemize these expenses in terms of their amount or percentage: Others			
Information		[Type= continuous] [Format=numeric] [Range= 0-600000] [Missing=*]	
Statistics [NW/ W]		[Valid=6033 /-] [Invalid=0 /-] [Mean=581.605 /-] [StdDev=11707.435 /-]	
# c9: c9 Did you claim a tax refund prior to departure?			
Information		[Type= discrete] [Format=numeric] [Range= 1-2] [Missing=*]	
Statistics [NW/ W]		[Valid=6033 /-] [Invalid=0 /-]	
Value	Label	Cases	Percentage
1	Yes	1220	<div><div></div></div> 20.2%
2	No	4813	<div><div></div></div> 79.8%
Warning: these figures indicate the number of cases found in the data file. They cannot be interpreted as summary statistics of the population of interest.			
# c10: c10 Were the refund procedures easy to follow and convenient?			
Information		[Type= discrete] [Format=numeric] [Range= 1-2] [Missing=*]	
Statistics [NW/ W]		[Valid=1220 /-] [Invalid=4813 /-]	
Value	Label	Cases	Percentage
1	Yes	1157	<div><div></div></div> 94.8%
2	No	63	<div><div></div></div> 5.2%
Sysmiss		4813	
Warning: these figures indicate the number of cases found in the data file. They cannot be interpreted as summary statistics of the population of interest.			
# d1_1: d1_1 Please check all activities that you have participated in during your stay in Taiwan : Eco tour			
Information		[Type= discrete] [Format=numeric] [Range= 0-1] [Missing=*]	
Statistics [NW/ W]		[Valid=6033 /-] [Invalid=0 /-]	

# d1_1: d1_1 Please check all activities that you have participated in during your stay in Taiwan : Eco tour			
Value	Label	Cases	Percentage
0	否	5873	<div><div></div></div> 97.3%
1	是	160	<div><div></div></div> 2.7%
Warning: these figures indicate the number of cases found in the data file. They cannot be interpreted as summary statistics of the population of interest.			
# d1_2: d1_2 Please check all activities that you have participated in during your stay in Taiwan : Sports or sporting competitions			
Information		[Type= discrete] [Format=numeric] [Range= 0-1] [Missing=*]	
Statistics [NW/ W]		[Valid=6033 /-] [Invalid=0 /-]	
Value	Label	Cases	Percentage
0	否	5936	<div><div></div></div> 98.4%
1	是	97	<div><div></div></div> 1.6%
Warning: these figures indicate the number of cases found in the data file. They cannot be interpreted as summary statistics of the population of interest.			
# d1_3: d1_3 Please check all activities that you have participated in during your stay in Taiwan : Hot spring soaking			
Information		[Type= discrete] [Format=numeric] [Range= 0-1] [Missing=*]	
Statistics [NW/ W]		[Valid=6033 /-] [Invalid=0 /-]	
Value	Label	Cases	Percentage
0	否	4751	<div><div></div></div> 78.8%
1	是	1282	<div><div></div></div> 21.2%
Warning: these figures indicate the number of cases found in the data file. They cannot be interpreted as summary statistics of the population of interest.			
# d1_4: d1_4 Please check all activities that you have participated in during your stay in Taiwan : Taking wedding or salon shots			
Information		[Type= discrete] [Format=numeric] [Range= 0-1] [Missing=*]	
Statistics [NW/ W]		[Valid=6033 /-] [Invalid=0 /-]	
Value	Label	Cases	Percentage
0	否	6012	<div><div></div></div> 99.7%
1	是	21	<div><div></div></div> 0.3%
Warning: these figures indicate the number of cases found in the data file. They cannot be interpreted as summary statistics of the population of interest.			
# d1_5: d1_5 Please check all activities that you have participated in during your stay in Taiwan : Exhibitions			
Information		[Type= discrete] [Format=numeric] [Range= 0-1] [Missing=*]	
Statistics [NW/ W]		[Valid=6033 /-] [Invalid=0 /-]	
Value	Label	Cases	Percentage
0	否	5796	<div><div></div></div> 96.1%
1	是	237	<div><div></div></div> 3.9%
Warning: these figures indicate the number of cases found in the data file. They cannot be interpreted as summary statistics of the population of interest.			
# d1_6: d1_6 Please check all activities that you have participated in during your stay in Taiwan : Cultural events			
Information		[Type= discrete] [Format=numeric] [Range= 0-1] [Missing=*]	
Statistics [NW/ W]		[Valid=6033 /-] [Invalid=0 /-]	
Value	Label	Cases	Percentage
0	否	5977	<div><div></div></div> 99.1%
1	是	56	<div><div></div></div> 0.9%
Warning: these figures indicate the number of cases found in the data file. They cannot be interpreted as summary statistics of the population of interest.			

# d1_7: d1_7 Please check all activities that you have participated in during your stay in Taiwan : Festival activities			
Information	[Type= discrete] [Format=numeric] [Range= 0-1] [Missing=*]		
Statistics [NW/ W]	[Valid=6033 /-] [Invalid=0 /-]		
Value	Label	Cases	Percentage
0	否	5950	<div><div></div></div> 98.6%
1	是	83	<div><div></div></div> 1.4%
Warning: these figures indicate the number of cases found in the data file. They cannot be interpreted as summary statistics of the population of interest.			
# d1_8: d1_8 Please check all activities that you have participated in during your stay in Taiwan : Shopping			
Information	[Type= discrete] [Format=numeric] [Range= 0-1] [Missing=*]		
Statistics [NW/ W]	[Valid=6033 /-] [Invalid=0 /-]		
Value	Label	Cases	Percentage
0	否	588	<div><div></div></div> 9.7%
1	是	5445	<div><div></div></div> 90.3%
Warning: these figures indicate the number of cases found in the data file. They cannot be interpreted as summary statistics of the population of interest.			
# d1_9: d1_9 Please check all activities that you have participated in during your stay in Taiwan : Night market			
Information	[Type= discrete] [Format=numeric] [Range= 0-1] [Missing=*]		
Statistics [NW/ W]	[Valid=6033 /-] [Invalid=0 /-]		
Value	Label	Cases	Percentage
0	否	1266	<div><div></div></div> 21.0%
1	是	4767	<div><div></div></div> 79.0%
Warning: these figures indicate the number of cases found in the data file. They cannot be interpreted as summary statistics of the population of interest.			
# d1_10: d1_10 Please check all activities that you have participated in during your stay in Taiwan : Historical relics sightseeing			
Information	[Type= discrete] [Format=numeric] [Range= 0-1] [Missing=*]		
Statistics [NW/ W]	[Valid=6033 /-] [Invalid=0 /-]		
Value	Label	Cases	Percentage
0	否	3209	<div><div></div></div> 53.2%
1	是	2824	<div><div></div></div> 46.8%
Warning: these figures indicate the number of cases found in the data file. They cannot be interpreted as summary statistics of the population of interest.			
# d1_11: d1_11 Please check all activities that you have participated in during your stay in Taiwan : SPA, sauna			
Information	[Type= discrete] [Format=numeric] [Range= 0-1] [Missing=*]		
Statistics [NW/ W]	[Valid=6033 /-] [Invalid=0 /-]		
Value	Label	Cases	Percentage
0	否	5938	<div><div></div></div> 98.4%
1	是	95	<div><div></div></div> 1.6%
Warning: these figures indicate the number of cases found in the data file. They cannot be interpreted as summary statistics of the population of interest.			
# d1_12: d1_12 Please check all activities that you have participated in during your stay in Taiwan : Massage or acupressure			
Information	[Type= discrete] [Format=numeric] [Range= 0-1] [Missing=*]		
Statistics [NW/ W]	[Valid=6033 /-] [Invalid=0 /-]		
Value	Label	Cases	Percentage
0	否	5441	<div><div></div></div> 90.2%
1	是	592	<div><div></div></div> 9.8%
Warning: these figures indicate the number of cases found in the data file. They cannot be interpreted as summary statistics of the population of interest.			

# d1\_13: d1\_13 Please check all activities that you have participated in during your stay in Taiwan : Skin care treatment or manicure nail art

Information	[Type= discrete] [Format=numeric] [Range= 0-1] [Missing=*]		
Statistics [NW/ W]	[Valid=6033 /-] [Invalid=0 /-]		
Value	Label	Cases	Percentage
0	否	5998	<div></div> 99.4%
1	是	35	<div></div> 0.6%
Warning: these figures indicate the number of cases found in the data file. They cannot be interpreted as summary statistics of the population of interest.			

# d1\_14: d1\_14 Please check all activities that you have participated in during your stay in Taiwan : Karaoke or KTV

Information	[Type= discrete] [Format=numeric] [Range= 0-1] [Missing=*]		
Statistics [NW/ W]	[Valid=6033 /-] [Invalid=0 /-]		
Value	Label	Cases	Percentage
0	否	5903	<div></div> 97.8%
1	是	130	<div></div> 2.2%
Warning: these figures indicate the number of cases found in the data file. They cannot be interpreted as summary statistics of the population of interest.			

# d1\_15: d1\_15 Please check all activities that you have participated in during your stay in Taiwan : Pubs or night clubs

Information	[Type= discrete] [Format=numeric] [Range= 0-1] [Missing=*]		
Statistics [NW/ W]	[Valid=6033 /-] [Invalid=0 /-]		
Value	Label	Cases	Percentage
0	否	5800	<div></div> 96.1%
1	是	233	<div></div> 3.9%
Warning: these figures indicate the number of cases found in the data file. They cannot be interpreted as summary statistics of the population of interest.			

# d1\_16: d1\_16 Please check all activities that you have participated in during your stay in Taiwan : Lake tour

Information	[Type= discrete] [Format=numeric] [Range= 0-1] [Missing=*]		
Statistics [NW/ W]	[Valid=6033 /-] [Invalid=0 /-]		
Value	Label	Cases	Percentage
0	否	4443	<div></div> 73.6%
1	是	1590	<div></div> 26.4%
Warning: these figures indicate the number of cases found in the data file. They cannot be interpreted as summary statistics of the population of interest.			

# d1\_17: d1\_17 Please check all activities that you have participated in during your stay in Taiwan : Theme park

Information	[Type= discrete] [Format=numeric] [Range= 0-1] [Missing=*]		
Statistics [NW/ W]	[Valid=6033 /-] [Invalid=0 /-]		
Value	Label	Cases	Percentage
0	否	5763	<div></div> 95.5%
1	是	270	<div></div> 4.5%
Warning: these figures indicate the number of cases found in the data file. They cannot be interpreted as summary statistics of the population of interest.			

# d1\_18: d1\_18 Please check all activities that you have participated in during your stay in Taiwan : Health care

Information	[Type= discrete] [Format=numeric] [Range= 0-1] [Missing=*]		
Statistics [NW/ W]	[Valid=6033 /-] [Invalid=0 /-]		
Value	Label	Cases	Percentage
0	否	5993	<div></div> 99.3%
1	是	40	<div></div> 0.7%
Warning: these figures indicate the number of cases found in the data file. They cannot be interpreted as summary statistics of the population of interest.			

# d1_19: d1_19 Please check all activities that you have participated in during your stay in Taiwan : Others			
Information	[Type= discrete] [Format=numeric] [Range= 0-1] [Missing=*]		
Statistics [NW/ W]	[Valid=6033 /-] [Invalid=0 /-]		
Value	Label	Cases	Percentage
0	否	5974	99.0%
1	是	59	1.0%
Warning: these figures indicate the number of cases found in the data file. They cannot be interpreted as summary statistics of the population of interest.			
# d2a: d2a What tourist spots have you visited on this trip?			
Information	[Type= discrete] [Format=numeric] [Range= 1-885] [Missing=*]		
Statistics [NW/ W]	[Valid=5642 /-] [Invalid=391 /-]		
Value	Label	Cases	Percentage
1	Taipei 101	124	2.2%
2	National Palace Museum	83	1.5%
3	Chiang Kaishek Memorial Hall	27	0.5%
4	Xinyi Shopping Distric	15	0.3%
5	Xiemending	32	0.6%
6	Taipe Martyr's Shrine	1	0.0%
7	The Estern Distristic of Taipei	9	0.2%
8	Long Shan Temple	18	0.3%
9	Yangmingshan National Park	14	0.2%
10	Beitou	29	0.5%
11	Taipei main station shopping area	5	0.1%
12	Office of the President Republic of China (Taiwan)	2	0.0%
13	Mucha Maokong	13	0.2%
14	Taipei Zoo	5	0.1%
15	Taipei Matro Mall	10	0.2%
16	Wufenpu Fashion Area	1	0.0%
17	Miramar Ferris wheel	2	0.0%
18	Sun yatsen Memorail Hall	3	0.1%
19	Hsing Tian Kong (Xingtian Temple )	6	0.1%
20	Guanghua 3C Mall	2	0.0%
21	Taipei Fine Art Museum	0	
22	Yuanshan	0	
23	Taipei Confucius Temple	0	
24	Chiang Kaishek's Shihlin Residence	1	0.0%
25	the Redhouse theater	0	
26	Tianmu	1	0.0%
27	Dalongdong Baoan Temple	0	
28	228 Peace Memorial Park	2	0.0%
29	SPOT Taipei Film House	0	
30	National Museum of History	0	
31	Museum of Contemporary Art, Taipei	0	
32	Jianguo Flower and Jade Market	2	0.0%
33	Taipei Children's Recreation Center	0	
34	Taipei Children's Museum of Transportation and Communication	0	
35	Taiwan Handcraft Promotion Center	0	

# d2a: d2a What tourist spots have you visited on this trip?			
Value	Label	Cases	Percentage
36	Shung Ye Museum of Formosan Aborigines	0	
37	Miniatures Museum of Taiwan	1	0.0%
38	Haujiang Waterfowl Nature Park	0	
40	Chinese Culture and Movie Center	0	
41	Taipei Botanical Garden	1	0.0%
42	Taipei Astronomical Museum	0	
43	Lin An Tai Historical House & Museum	0	
45	Dahu Park	0	
47	Postal Museum	0	
48	Militray Heros Hotel	0	
49	Nangang Economic and Commercial Park	2	0.0%
50	Taipei Flora Expo	0	
51	Huashan 1914 Creative Park	3	0.1%
52	Yongkang Street Commercial District	15	0.3%
53	Taipei Arena	4	0.1%
54	Songshan Cultural and Creative Park	4	0.1%
55	Stripping Laos	0	
56	Xiangshan	3	0.1%
57	Daan Forest Park	1	0.0%
65	Jou Fen	70	1.2%
66	Tamsui, Fort San Domingo, Old Street and Fishermen's Wharf	35	0.6%
67	Yehliu	25	0.4%
68	Jinguashi	0	
69	Wulai	10	0.2%
70	Yuanwangkeng Park	0	
71	Shihsanhang Museum of Archaeology	3	0.1%
72	Shenkeng Old Street	0	
73	Dharma Drum Mountain(Jinshan)	0	
74	Butian lake	0	
75	Shifen Waterfall	8	0.1%
76	Yingge Ceramics Museum	1	0.0%
77	Pinxi	6	0.1%
78	Yingge	4	0.1%
79	Sanxia	1	0.0%
80	Ocean World	0	
81	Juming Museum	1	0.0%
82	Pinlin	1	0.0%
83	Yun hsien Resort	0	
84	Tianlu Art Center	0	
85	Sanzhi	1	0.0%
86	The Lin Family Mansion and Garden	1	0.0%
87	Fulong beach	0	
88	Linkou	3	0.1%
89	Baisha Bay	0	
90	Bitou Cape Park	0	



# d2a: d2a What tourist spots have you visited on this trip?			
Value	Label	Cases	Percentage
91	New Taipei City Government Hakka Museum	0	
92	Formosa Fun Coast	0	
93	Guanyinshan	0	
94	coastline park	0	
95	Qing Shui Zu shi temple	0	
96	Naptune park	0	
97	Green Bay	0	
98	Longdong South Ocean Park	0	
99	Temple of Eighteen Deities	0	
100	Teresa Teng Memorail Park (Yun Garden)	2	0.0%
103	GuanDu	0	
104	Sandiaojiao Cape Lighthouse	0	
105	Jingtong	0	
106	Houtong	2	0.0%
110	The Northeast Coastal Scienic Area	2	0.0%
111	Bisha Fishery Harbor	0	
112	Keelung Port	2	0.0%
113	Jhongjhrng Park	0	
114	Badouzi Coastal Park	0	
115	Hoping Island Coastal Park	0	
116	Valentine Lake Park	0	
117	Ershawan Gun Emplacement	0	
118	Dawulun Gun Emplacement	0	
119	National Museum of Marine Science & Technogy	0	
125	Window On China Theme Park	0	
126	Dashi	1	0.0%
127	Shihmen Reservoir	0	
128	Cihu	1	0.0%
129	Zhongli	0	
130	Chung Cheng Aviation Museum	0	
131	Lala Mountain	0	
132	TaiMall	2	0.0%
135	Hsinchu Science Park	4	0.1%
136	Nanliao Fishery Harbor	0	
137	Ku Chi Peak	0	
138	Glass Museum	2	0.0%
145	Leofoo Village Theme Park	1	0.0%
146	Neiwan	3	0.1%
147	Beipu	0	
148	Daba Peak	0	
149	Little DingDong Science Theme Park	0	
150	Taian hot Springs	0	
151	Hwataoyao	0	
160	Sanyi Wood Sculpture Museum	1	0.0%
161	Lion's Head Mountain	0	

## # d2a: d2a What tourist spots have you visited on this trip?

Value	Label	Cases	Percentage
162	Tongxiao Beach Resort	0	
163	West Lake Resortopia	1	0.0%
164	Qiding beach resort	1	0.0%
165	Flying Cow Ranch	1	0.0%
166	Dahu(Shei-pa National Park)	0	
167	Nanzhuang	0	
170	National Museum of Natural Scinece	1	0.0%
171	Encore Garden	0	
172	Tungshan Amusement Park	0	
173	National Taiwan Museum of Fine Arts	0	
174	Xinsh	1	0.0%
175	Lihpao Land(Yamay Kingdom)	0	
176	Li shan (Pear Mountain)	0	
177	Dasyueshan	0	
178	Wuling National Forest Recreation Area	0	
179	Tiehchenshan Mountain Recreation Area	0	
180	Daan Beach	0	
181	Taichung County Gaomei Wetlands Wildlife Refuge	0	
182	Metropolitan Park	1	0.0%
183	Dajia	1	0.0%
184	Maple Garden	0	
185	Sun Moon Lake	31	0.5%
186	Formosan Aboriginal Culture Village	3	0.1%
187	Cingjing Farm	9	0.2%
188	Xitou	0	
189	ChungTai Chan Monastery	0	
190	Jiji	0	
191	Puli	1	0.0%
192	Sing Ling Temple	0	
193	Yushan National Park	4	0.1%
194	Puli Distillery	0	
195	Earthquake Museum of Taiwan	0	
196	Guguan	0	
197	Hehuanshan	2	0.0%
198	Sunlinksea	0	
199	Phoenix Valley Bird Park	0	
200	Checheng train station	0	
201	Wushe Scenic Area Recreation Area	0	
202	Shoutian Temple	0	
203	Dongpu Springs	0	
204	Aowanda National Forest Recreation Area	0	
205	Hehuanshan National Forest Recreation Area	0	
206	Lushan Hot Springs	0	
207	Guangxing Paper Factory	0	
208	Tenshing Kiln Ceramics Cultural Park	0	

# d2a: d2a What tourist spots have you visited on this trip?			
Value	Label	Cases	Percentage
215	Lugang Mazu Temple	0	
216	Lugang Folk Arts Museum	0	
217	Lugang Longshan Temple	0	
218	Baguashan	0	
219	Taiwan Folk Village	0	
220	Confucius Temple (Changhua)	0	
221	Lugang tranditional snacks	0	
222	Lugang Old Street	1	0.0%
225	Janfusun Fancyworld Theme Park	0	
226	Beigang Chaotien Temple	0	
227	Caoling	0	
235	Alishan	23	0.4%
236	Fenqihu	0	
237	Chiayis Farm	0	
238	Dongshih Fishery Harbor	0	
240	Old Fort of Anping (Fort Zeelandia)	5	0.1%
241	Chihkan Tower	3	0.1%
242	Confucius Temple (Tainan)	1	0.0%
243	Koxinga Shrine (Yanping Junwang Temple)	0	
244	Anping Port National Historical Scenic Area	5	0.1%
245	Eternal Fortress	0	
246	Datianhou Temple (Tainan Grand Matsu Temple)	0	
247	Luermen Tianhou temple	1	0.0%
248	Xishu Golden Beach	0	
249	Official God of War Temple (Sacrificial Rites Martial Temple	0	
250	Wufei Temple (Five Consorts Temple)	0	
251	Sicao Dazhong Temple and Gun Emplacement	0	
252	Southern Taiwan Science Park	0	
253	Ten Drum Rentou Creative Park	0	
255	Taiwan Salt Museum	0	
260	Guanziling	0	
261	Qigu Birdseeing	0	
262	Wushantou Reservoir Scenic Area	1	0.0%
263	Tsengwen Reservoir Scenic Area	0	
264	Dakeng Recreation Farm	0	
265	Tsou-Ma-Lai Farm	0	
270	Love River	7	0.1%
271	Xizi Bay	5	0.1%
272	Lotus Lake	5	0.1%
273	Qijin Seaside Park	1	0.0%
274	Shou Shan(Shou Shan Zoo)	0	
275	Dragon and Tiger Pagodas	0	
276	Urban Spotlight	0	
277	Kaohsiung 85 Building	1	0.0%
278	Spring and Autumn Pavilions	0	

### # d2a: d2a What tourist spots have you visited on this trip?

Value	Label	Cases	Percentage
279	Confucius Temple (Kaohsiung )	0	
280	Kaohsiung Port	1	0.0%
281	Blue Lagoon Water Theme Park	0	
282	Kaohsiung Museum of History	0	
283	Chijin Mazu Temple	0	
284	National Science and Technology Museum	0	
285	Kaohsiung Museum of Fine Arts	0	
286	Dream Mall	0	
287	New Juejiang Shopping Area	0	
288	Gushan Ferry Station	0	
289	Central Park (Kaohsiung)	0	
290	Former British Consulate	0	
291	Teresa Teng Memorial Hall	0	
292	EDA World	1	0.0%
293	Pier-2 Art Cneter	1	0.0%
294	Fo Kuang Shan	1	0.0%
295	Cheng Ching Lake	8	0.1%
296	Meinong Hakka Cultural Village	0	
297	Baolai and Bulao Springs	0	
298	Maolin National Scenic Area	0	
299	Liugui Service Area	1	0.0%
300	Jiaxian	0	
301	Meishan Visitor Center	0	
302	Kaohsiung Farm	0	
303	Tengzhi National Forest Recreation Area	0	
304	Shihba Luohan Shan	0	
305	Sandimen	0	
306	Saijia Service Area (Saijia Aviation Park)	0	
314	Houbihu	1	0.0%
315	Kenting National Park	38	0.7%
317	National Museum of Marine Biology and Aquarium	2	0.0%
319	Maubitou Park	0	
320	Sichongxi	3	0.1%
321	Jialeshuei Scenic Area	0	
322	Kenting Space Port	2	0.0%
323	Nanwan Beach Recreation Area	0	
324	Dapeng Bay National Scenic Area	0	
325	Kenting Sea Pool	0	
326	Liuqiu (Shiaoliuqiu)	1	0.0%
327	Sandimen	0	
328	Chuanfan Rock	1	0.0%
329	Hengchun Ancient City	0	
330	Jiaosi	5	0.1%
331	Tung Shan Science Area	0	
332	Taipingshan Forest Recreation Area	0	

# d2a: d2a What tourist spots have you visited on this trip?			
Value	Label	Cases	Percentage
333	Suao Cold Springs	0	
334	Wufengqi Scenic Area	0	
335	Guishan Island (Turtle Island)	3	0.1%
336	Fushan Botanical Garden	0	
337	Toucheng Recreation Farm	0	
338	Nanfangao	0	
339	Taipingshan National Forest Recreation Area	0	
340	Toucheng Sea Pool	0	
341	Chilan Forest Playground	0	
342	Caoling Historic Trail	0	
343	Wushih Harbor	0	
344	Da River (Daxi) Honeymoon Bay	0	
345	National Center for Traditional Arts	1	0.0%
346	Lanyang Museum	1	0.0%
350	Taroko, Tienhsiang	37	0.7%
351	Hualien Farglory Ocean Park	0	
352	Qixing Lake (Qixingtian)	3	0.1%
353	Amis Cultural Village	0	
354	Liyu (Carp) Lake	0	
355	Shin Kong Chao Feng Ranch & Resort	0	
356	Ruisui Hongye Springs	1	0.0%
357	Xiuguluan River Rafting Area	0	
358	Wenshan Springs	0	
360	National DongHua University	0	
361	Hualien Seaside Park	0	
362	Whale and Dolphine Watching Tour along East Coast	0	
363	Hualien Sugar Factory	0	
364	Shitiping	0	
365	Hualien Tzuchi	0	
366	Mataian Wetland Ecological Park	1	0.0%
367	Liushidan Mountain	0	
370	Chihpen	2	0.0%
371	Sanxiantai (Terrace of the Three Immortals)	0	
372	Lyudao ( Green Island )	4	0.1%
373	Baxian Cave (Baxiandong)	0	
374	Xiaoyeliu (Jialulan)	0	
375	Beinan Cultural Park	0	
376	Guanshan Water Park	1	0.0%
377	Chulu Pasture	0	
378	Taitung Veterans Farm	0	
379	Lanyu (Orchid Island)	1	0.0%
380	National Museum of Prehistory	0	
381	Chengkong Harbor	1	0.0%
382	Water Running Up	1	0.0%
383	Dulan Mountain	0	

# d2a: d2a What tourist spots have you visited on this trip?			
Value	Label	Cases	Percentage
385	Penghu National Scenic Area	2	0.0%
386	Jibei Island	0	
387	Qimei Island	1	0.0%
390	Cihu (Kinmen)	0	
391	Kinmen National Park	0	
392	Taoshan	0	
393	Guniungtou War Museum	0	
394	Kinmen Folk Culture Village	0	
395	Juguang Tower	0	
396	Taiwu Mountain	0	
397	Kinmen Liquor Factory	0	
398	Wujiang River Estuary	0	
399	Sun Yat-sen Memorial Forest	0	
405	Qinbi Village	0	
406	Bishan Sightseeing Platform	0	
801	Shilin Night Market	1977	35.0%
802	Huaxi Street (Snake Alley) Night Market	148	2.6%
803	Raohe Street Night Market	444	7.9%
804	Shida Night Market	88	1.6%
805	Linjiang St. Night Market	30	0.5%
806	Gongguan Night Market	9	0.2%
807	Dihua Street Night Market	11	0.2%
808	Ninxia Night Market	352	6.2%
809	Nanjichang Night Market	2	0.0%
810	Jingmei Night Market	3	0.1%
811	Liaoning Street Night Market	9	0.2%
812	Yansan Night Market	0	
813	Other Night Markets in Taipei City	4	0.1%
815	Lehua Night Market	4	0.1%
816	Banciao Nanya Night Market	13	0.2%
817	Sinjhuang Night Market	1	0.0%
818	Jhonghe Singnan Night Market	0	
819	Fuda Garden Night Market	2	0.0%
820	Other Night Markets in New Taipei City	4	0.1%
825	Miaoko Night Market	142	2.5%
826	Other Night Markets in Keelung City	0	
830	Jhongli Sinmin Night Market	17	0.3%
831	Taoyuan Tourist Night Market	10	0.2%
832	Other Night Markets in Taoyuan County	2	0.0%
834	Chenghuang Temple Night Market	11	0.2%
835	Other Night Markets in Hsinchu City	4	0.1%
838	Other Night Markets in Hsinchu County	1	0.0%
840	Other Night Markets in Miaoli County	1	0.0%
843	Fongjia Night Market	535	9.5%
844	Jhonghua Night Market	5	0.1%

# d2a: d2a What tourist spots have you visited on this trip?			
Value	Label	Cases	Percentage
845	Yizhong Street Night Market	53	0.9%
846	Other Night Markets in Taichung City	7	0.1%
849	Other Night Market in Nantou County	4	0.1%
851	Other Night Markets in Changhua County	1	0.0%
853	Other Night Markets in Yunlin County	2	0.0%
855	Wenhua Rd. Night Market	5	0.1%
856	Other Night Markets in Chiayi City	0	
858	Other Night Markets in Chiayi County	2	0.0%
860	Siaobei Night Market	0	
861	Huayuan Night Market in Tainan City	28	0.5%
862	Other Night Markets in Tainan City	2	0.0%
863	Other Night Markets in Tainan City	2	0.0%
865	Liuhe Night Market	555	9.8%
866	Sinsing Night Market	1	0.0%
867	Rueifong Night Market	49	0.9%
868	Jin-Zuan Night Market	49	0.9%
869	Kaisyuan Night Market	27	0.5%
870	Other Night Markets in Kaohsiung City	10	0.2%
871	Minzu Rd. Night Market	0	
872	Other Night Markets in Pingtung County	16	0.3%
874	Luodong Night Market	68	1.2%
875	Other Night Markets in Yilan County	4	0.1%
877	Nanbin Night Market	1	0.0%
878	Ziqiang Night Market	49	0.9%
879	Huayuan Night Market in Hualien County	0	
880	Other Night Markets in Taitung County	2	0.0%
883	Other Night Markets in Penghu County	0	
885	Other Night Markets in Kinmen County	0	
Sysmiss		391	
Warning: these figures indicate the number of cases found in the data file. They cannot be interpreted as summary statistics of the population of interest.			
# d2b: d2b What tourist spots have you visited on this trip?			
Information	[Type= discrete] [Format=numeric] [Range= 1-885] [Missing=*]		
Statistics [NW/ W]	[Valid=5356 /-] [Invalid=677 /-]		
Value	Label	Cases	Percentage
1	Taipei 101	850	15.9%
2	National Palace Museum	425	7.9%
3	Chiang Kaishek Memorial Hall	126	2.4%
4	Xinyi Shopping Distric	33	0.6%
5	Xiemending	219	4.1%
6	Taipe Martyr's Shrine	21	0.4%
7	The Estern Distristic of Taipei	30	0.6%
8	Long Shan Temple	82	1.5%
9	Yangmingshan National Park	69	1.3%
10	Beitou	79	1.5%

# d2b: d2b What tourist spots have you visited on this trip?			
Value	Label	Cases	Percentage
11	Taipei main station shopping area	27	<div><div></div></div> 0.5%
12	Office of the President Republic of China (Taiwan)	11	<div><div></div></div> 0.2%
13	Mucha Maokong	64	<div><div></div></div> 1.2%
14	Taipei Zoo	44	<div><div></div></div> 0.8%
15	Taipei Matro Mall	11	<div><div></div></div> 0.2%
16	Wufenpu Fashion Area	18	<div><div></div></div> 0.3%
17	Miramar Ferris wheel	6	<div><div></div></div> 0.1%
18	Sun yatsen Memorail Hall	12	<div><div></div></div> 0.2%
19	Hsing Tian Kong (Xingtian Temple )	26	<div><div></div></div> 0.5%
20	Guanghua 3C Mall	3	<div><div></div></div> 0.1%
21	Taipei Fine Art Museum	8	<div><div></div></div> 0.1%
22	Yuanshan	2	<div><div></div></div> 0.0%
23	Taipei Confucius Temple	5	<div><div></div></div> 0.1%
24	Chiang Kaishek's Shihlin Residence	20	<div><div></div></div> 0.4%
25	the Redhouse theater	1	<div><div></div></div> 0.0%
26	Tianmu	2	<div><div></div></div> 0.0%
27	Dalongdong Baoan Temple	1	<div><div></div></div> 0.0%
28	228 Peace Memorial Park	4	<div><div></div></div> 0.1%
29	SPOT Taipei Film House	0	
30	National Museum of History	1	<div><div></div></div> 0.0%
31	Museum of Contemporary Art, Taipei	1	<div><div></div></div> 0.0%
32	Jianguo Flower and Jade Market	1	<div><div></div></div> 0.0%
33	Taipei Children's Recreation Center	0	
34	Taipei Children's Museum of Transportation and Communication	0	
35	Taiwan Handcraft Promotion Center	1	<div><div></div></div> 0.0%
36	Shung Ye Museum of Formosan Aborigines	0	
37	Miniatures Museum of Taiwan	0	
38	Haujiang Waterfowl Nature Park	0	
40	Chinese Culture and Movie Center	0	
41	Taipei Botanical Garden	1	<div><div></div></div> 0.0%
42	Taipei Astronomical Museum	0	
43	Lin An Tai Historical House & Museum	0	
45	Dahu Park	2	<div><div></div></div> 0.0%
47	Postal Museum	0	
48	Militray Heros Hotel	0	
49	Nangang Economic and Commercial Park	6	<div><div></div></div> 0.1%
50	Taipei Flora Expo	0	
51	Huashan 1914 Creative Park	8	<div><div></div></div> 0.1%
52	Yongkang Street Commercial District	40	<div><div></div></div> 0.7%
53	Taipei Arena	3	<div><div></div></div> 0.1%
54	Songshan Cultural and Creative Park	4	<div><div></div></div> 0.1%
55	Stripping Laos	1	<div><div></div></div> 0.0%
56	Xiangshan	6	<div><div></div></div> 0.1%
57	Daan Forest Park	0	
65	Jou Fen	419	<div><div></div></div> 7.8%



## # d2b: d2b What tourist spots have you visited on this trip?

Value	Label	Cases	Percentage
66	Tamsui, Fort San Domingo, Old Street and Fishermen's Wharf	194	3.6%
67	Yehliu	237	4.4%
68	Jinguashi	6	0.1%
69	Wulai	30	0.6%
70	Yuanwangkeng Park	0	
71	Shihsanhang Museum of Archaeology	4	0.1%
72	Shenkeng Old Street	3	0.1%
73	Dharma Drum Mountain(Jinshan)	7	0.1%
74	Butian lake	5	0.1%
75	Shifen Waterfall	60	1.1%
76	Yingge Ceramics Museum	2	0.0%
77	Pinxi	31	0.6%
78	Yingge	4	0.1%
79	Sanxia	1	0.0%
80	Ocean World	0	
81	Juming Museum	1	0.0%
82	Pinlin	2	0.0%
83	Yun hsien Resort	0	
84	Tianlu Art Center	0	
85	Sanzhi	0	
86	The Lin Family Mansion and Garden	1	0.0%
87	Fulong beach	4	0.1%
88	Linkou	3	0.1%
89	Baisha Bay	3	0.1%
90	Bitou Cape Park	1	0.0%
91	New Taipei City Government Hakka Museum	0	
92	Formosa Fun Coast	1	0.0%
93	Guanyinshan	0	
94	coastline park	0	
95	Qing Shui Zu shi temple	0	
96	Naptune park	0	
97	Green Bay	0	
98	Longdong South Ocean Park	0	
99	Temple of Eighteen Deities	0	
100	Teresa Teng Memorail Park (Yun Garden)	1	0.0%
103	GuanDu	0	
104	Sandiaoijiao Cape Lighthouse	0	
105	Jingtong	2	0.0%
106	Houtong	10	0.2%
110	The Northeast Coastal Scienic Area	5	0.1%
111	Bisha Fishery Harbor	1	0.0%
112	Keelung Port	2	0.0%
113	Jhongjhrng Park	2	0.0%
114	Badouzi Coastal Park	0	
115	Hoping Island Coastal Park	0	

### # d2b: d2b What tourist spots have you visited on this trip?

Value	Label	Cases	Percentage
116	Valentine Lake Park	1	0.0%
117	Ershawan Gun Emplacement	0	
118	Dawulun Gun Emplacement	0	
119	National Museum of Marine Science & Technogy	1	0.0%
125	Window On China Theme Park	3	0.1%
126	Dashi	3	0.1%
127	Shihmen Reservoir	0	
128	Cihu	3	0.1%
129	Zhongli	0	
130	Chung Cheng Aviation Museum	0	
131	Lala Mountain	0	
132	TaiMall	0	
135	Hsinchu Science Park	0	
136	Nanliao Fishery Harbor	1	0.0%
137	Ku Chi Peak	0	
138	Glass Museum	0	
145	Leofoo Village Theme Park	5	0.1%
146	Neiwan	4	0.1%
147	Beipu	0	
148	Daba Peak	0	
149	Little DingDong Science Theme Park	0	
150	Taian hot Springs	1	0.0%
151	Hwataoyao	0	
160	Sanyi Wood Sculpture Museum	2	0.0%
161	Lion's Head Mountain	0	
162	Tongxiao Beach Resort	1	0.0%
163	West Lake Resortopia	2	0.0%
164	Qiding beach resort	0	
165	Flying Cow Ranch	0	
166	Dahu(Shei-pa National Park)	1	0.0%
167	Nanzhuang	1	0.0%
170	National Museum of Natural Scinece	2	0.0%
171	Encore Garden	0	
172	Tungshan Amusement Park	0	
173	National Taiwan Museum of Fine Arts	4	0.1%
174	Xinsh	4	0.1%
175	Lihpao Land(Yamay Kingdom)	1	0.0%
176	Li shan (Pear Mountain)	0	
177	Dasyueshan	0	
178	Wuling National Forest Recreation Area	0	
179	Tiehchenshan Mountain Recreation Area	0	
180	Daan Beach	1	0.0%
181	Taichung County Gaomei Wetlands Wildlife Refuge	7	0.1%
182	Metropolitan Park	1	0.0%
183	Dajia	0	

## # d2b: d2b What tourist spots have you visited on this trip?

Value	Label	Cases	Percentage
184	Maple Garden	1	0.0%
185	Sun Moon Lake	458	8.6%
186	Formosan Aboriginal Culture Village	18	0.3%
187	Cingjing Farm	95	1.8%
188	Xitou	6	0.1%
189	ChungTai Chan Monastery	16	0.3%
190	Jiji	3	0.1%
191	Puli	5	0.1%
192	Sing Ling Temple	0	
193	Yushan National Park	2	0.0%
194	Puli Distillery	0	
195	Earthquake Museum of Taiwan	0	
196	Guguan	1	0.0%
197	Hehuanshan	11	0.2%
198	Sunlinksea	0	
199	Phoenix Valley Bird Park	0	
200	Checheng train station	0	
201	Wushe Scenic Area Recreation Area	0	
202	Shoutian Temple	0	
203	Dongpu Springs	0	
204	Aowanda National Forest Recreation Area	2	0.0%
205	Hehuanshan National Forest Recreation Area	0	
206	Lushan Hot Springs	2	0.0%
207	Guangxing Paper Factory	0	
208	Tenshing Kiln Ceramics Cultural Park	0	
215	Lugang Mazu Temple	2	0.0%
216	Lugang Folk Arts Museum	0	
217	Lugang Longshan Temple	0	
218	Baguashan	0	
219	Taiwan Folk Village	0	
220	Confucius Temple (Changhua)	0	
221	Lugang tranditional snacks	0	
222	Lugang Old Street	4	0.1%
225	Janfusun Fancyworld Theme Park	2	0.0%
226	Beigang Chaotien Temple	0	
227	Caoling	0	
235	Alishan	282	5.3%
236	Fenqihu	0	
237	Chiayis Farm	0	
238	Dongshih Fishery Harbor	0	
240	Old Fort of Anping (Fort Zeelandia)	15	0.3%
241	Chihkan Tower	7	0.1%
242	Confucius Temple (Tainan)	6	0.1%
243	Koxinga Shrine (Yanping Junwang Temple)	0	
244	Anping Port National Historical Scenic Area	2	0.0%

# d2b: d2b What tourist spots have you visited on this trip?			
Value	Label	Cases	Percentage
245	Eternal Fortress	2	0.0%
246	Datianhou Temple (Tainan Grand Matsu Temple)	0	
247	Luermen Tianhou temple	0	
248	Xishu Golden Beach	0	
249	Official God of War Temple (Sacrificial Rites Martial Temple	0	
250	Wufei Temple (Five Consorts Temple)	0	
251	Sicao Dazhong Temple and Gun Emplacement	0	
252	Southern Taiwan Science Park	0	
253	Ten Drum Rentou Creative Park	1	0.0%
255	Taiwan Salt Museum	0	
260	Guanziling	7	0.1%
261	Qigu Birdseeing	0	
262	Wushantou Reservoir Scenic Area	1	0.0%
263	Tsengwen Reservoir Scenic Area	0	
264	Dakeng Recreation Farm	0	
265	Tsou-Ma-Lai Farm	0	
270	Love River	24	0.4%
271	Xizi Bay	32	0.6%
272	Lotus Lake	11	0.2%
273	Qijin Seaside Park	24	0.4%
274	Shou Shan(Shou Shan Zoo)	3	0.1%
275	Dragon and Tiger Pagodas	2	0.0%
276	Urban Spotlight	0	
277	Kaohsiung 85 Building	4	0.1%
278	Spring and Autumn Pavilions	2	0.0%
279	Confucius Temple (Kaohsiung )	1	0.0%
280	Kaohsiung Port	1	0.0%
281	Blue Lagoon Water Theme Park	0	
282	Kaohsiung Museum of History	0	
283	Chijin Mazu Temple	0	
284	National Science and Technology Museum	0	
285	Kaohsiung Museum of Fine Arts	0	
286	Dream Mall	5	0.1%
287	New Juejiang Shopping Area	3	0.1%
288	Gushan Ferry Station	0	
289	Central Park (Kaohsiung)	0	
290	Former British Consulate	1	0.0%
291	Teresa Teng Memorial Hall	5	0.1%
292	EDA World	9	0.2%
293	Pier-2 Art Cneter	3	0.1%
294	Fo Kuang Shan	7	0.1%
295	Cheng Ching Lake	20	0.4%
296	Meinong Hakka Cultural Village	1	0.0%
297	Baolai and Bulao Springs	1	0.0%
298	Maolin National Scenic Area	0	

# d2b: d2b What tourist spots have you visited on this trip?			
Value	Label	Cases	Percentage
299	Liugui Service Area	0	
300	Jiaxian	0	
301	Meishan Visitor Center	0	
302	Kaohsiung Farm	0	
303	Tengzhi National Forest Recreation Area	0	
304	Shihba Luohan Shan	0	
305	Sandimen	0	
306	Saijia Service Area (Saijia Aviation Park)	0	
314	Houbihu	3	0.1%
315	Kenting National Park	376	7.0%
317	National Museum of Marine Biology and Aquarium	7	0.1%
319	Maubitou Park	1	0.0%
320	Sichongxi	1	0.0%
321	Jialeshuei Scenic Area	0	
322	Kenting Space Port	2	0.0%
323	Nanwan Beach Recreation Area	0	
324	Dapeng Bay National Scenic Area	0	
325	Kenting Sea Pool	3	0.1%
326	Liuqiu (Shiaoliuqiu)	0	
327	Sandimen	0	
328	Chuanfan Rock	5	0.1%
329	Hengchun Ancient City	0	
330	Jiaosi	22	0.4%
331	Tung Shan Science Area	8	0.1%
332	Taipingshan Forest Recreation Area	0	
333	Suao Cold Springs	2	0.0%
334	Wufengqi Scenic Area	0	
335	Guishan Island (Turtle Island)	1	0.0%
336	Fushan Botanical Garden	0	
337	Toucheng Recreation Farm	2	0.0%
338	Nanfangao	3	0.1%
339	Taipingshan National Forest Recreation Area	2	0.0%
340	Toucheng Sea Pool	0	
341	Chilan Forest Playground	0	
342	Caoling Historic Trail	0	
343	Wushih Harbor	3	0.1%
344	Da River (Daxi) Honeymoon Bay	0	
345	National Center for Traditional Arts	4	0.1%
346	Lanyang Museum	0	
350	Taroko, Tienhsiang	285	5.3%
351	Hualien Farglory Ocean Park	0	
352	Qixing Lake (Qixingtian)	59	1.1%
353	Amis Cultural Village	1	0.0%
354	Liyu (Carp) Lake	0	
355	Shin Kong Chao Feng Ranch & Resort	1	0.0%

# d2b: d2b What tourist spots have you visited on this trip?			
Value	Label	Cases	Percentage
356	Ruisui Hongye Springs	3	0.1%
357	Xiuguluan River Rafting Area	0	
358	Wenshan Springs	0	
360	National DongHua University	0	
361	Hualien Seaside Park	0	
362	Whale and Dolphine Watching Tour along East Coast	4	0.1%
363	Hualien Sugar Factory	0	
364	Shitiping	3	0.1%
365	Hualien Tzuchi	1	0.0%
366	Mataian Wetland Ecological Park	0	
367	Liushidan Mountain	0	
370	Chihpen	13	0.2%
371	Sanxiantai (Terrace of the Three Immortals)	6	0.1%
372	Lyudao ( Green Island )	12	0.2%
373	Baxian Cave (Baxiandong)	1	0.0%
374	Xiaoyeliu (Jialulan)	0	
375	Beinan Cultural Park	0	
376	Guanshan Water Park	2	0.0%
377	Chulu Pasture	1	0.0%
378	Taitung Veterans Farm	0	
379	Lanyu (Orchid Island)	3	0.1%
380	National Museum of Prehistory	0	
381	Chengkong Harbor	1	0.0%
382	Water Running Up	1	0.0%
383	Dulan Mountain	1	0.0%
385	Penghu National Scenic Area	2	0.0%
386	Jibei Island	1	0.0%
387	Qimei Island	0	
390	Cihu (Kinmen)	0	
391	Kinmen National Park	0	
392	Taoshan	0	
393	Guniungtou War Museum	0	
394	Kinmen Folk Culture Village	0	
395	Juguang Tower	0	
396	Taiwu Mountain	0	
397	Kinmen Liquor Factory	0	
398	Wujiang River Estuary	0	
399	Sun Yat-sen Memorial Forest	0	
405	Qinbi Village	0	
406	Bishan Sightseeing Platform	0	
801	Shilin Night Market	12	0.2%
802	Huaxi Street (Snake Alley) Night Market	3	0.1%
803	Raohe Street Night Market	2	0.0%
804	Shida Night Market	3	0.1%
805	Linjiang St. Night Market	1	0.0%

### # d2b: d2b What tourist spots have you visited on this trip?

Value	Label	Cases	Percentage
806	Gongguan Night Market	1	0.0%
807	Dihua Street Night Market	0	
808	Ninxia Night Market	1	0.0%
809	Nanjichang Night Market	0	
810	Jingmei Night Market	0	
811	Liaoning Street Night Market	0	
812	Yansan Night Market	0	
813	Other Night Markets in Taipei City	0	
815	Lehua Night Market	0	
816	Banciao Nanya Night Market	0	
817	Sinjhuang Night Market	0	
818	Jhonghe Singnan Night Market	0	
819	Fuda Garden Night Market	0	
820	Other Night Markets in New Taipei City	1	0.0%
825	Miaoko Night Market	0	
826	Other Night Markets in Keelung City	0	
830	Jhongli Sinmin Night Market	0	
831	Taoyuan Tourist Night Market	0	
832	Other Night Markets in Taoyuan County	0	
834	Chenghuang Temple Night Market	0	
835	Other Night Markets in Hsinchu City	1	0.0%
838	Other Night Markets in Hsinchu County	0	
840	Other Night Markets in Miaoli County	0	
843	Fongjia Night Market	0	
844	Jhonghua Night Market	2	0.0%
845	Yizhong Street Night Market	2	0.0%
846	Other Night Markets in Taichung City	0	
849	Other Night Market in Nantou County	0	
851	Other Night Markets in Changhua County	0	
853	Other Night Markets in Yunlin County	0	
855	Wenhua Rd. Night Market	1	0.0%
856	Other Night Markets in Chiayi City	0	
858	Other Night Markets in Chiayi County	0	
860	Siaobei Night Market	0	
861	Huayuan Night Market in Tainan City	0	
862	Other Night Markets in Tainan City	0	
863	Other Night Markets in Tainan City	0	
865	Liuhe Night Market	3	0.1%
866	Sinsing Night Market	0	
867	Rueifong Night Market	1	0.0%
868	Jin-Zuan Night Market	0	
869	Kaisyuan Night Market	0	
870	Other Night Markets in Kaohsiung City	0	
871	Minzu Rd. Night Market	0	
872	Other Night Markets in Pingtung County	0	

# d2b: d2b What tourist spots have you visited on this trip?			
Value	Label	Cases	Percentage
874	Luodong Night Market	0	<div></div> 0.0%
875	Other Night Markets in Yilan County	1	
877	Nanbin Night Market	0	
878	Ziqiang Night Market	0	
879	Huayuan Night Market in Hualien County	0	
880	Other Night Markets in Taitung County	0	
883	Other Night Markets in Penghu County	0	
885	Other Night Markets in Kinmen County	0	
Sysmiss		677	
Warning: these figures indicate the number of cases found in the data file. They cannot be interpreted as summary statistics of the population of interest.			
# d2c: d2c What tourist spots have you visited on this trip?			
Information	[Type= discrete] [Format=numeric] [Range= 1-885] [Missing=*]		
Statistics [NW/ W]	[Valid=5048 /-] [Invalid=985 /-]		
Value	Label	Cases	Percentage
1	Taipei 101	1948	<div></div> 38.6%
2	National Palace Museum	712	<div></div> 14.1%
3	Chiang Kaishek Memorial Hall	260	<div></div> 5.2%
4	Xinyi Shopping Distric	90	<div></div> 1.8%
5	Xiemending	236	<div></div> 4.7%
6	Taipe Martyr's Shrine	43	<div></div> 0.9%
7	The Estern Distristic of Taipei	32	<div></div> 0.6%
8	Long Shan Temple	133	<div></div> 2.6%
9	Yangmingshan National Park	77	<div></div> 1.5%
10	Beitou	55	<div></div> 1.1%
11	Taipei main station shopping area	34	<div></div> 0.7%
12	Office of the President Republic of China (Taiwan)	6	<div></div> 0.1%
13	Mucha Maokong	34	<div></div> 0.7%
14	Taipei Zoo	17	<div></div> 0.3%
15	Taipei Matro Mall	12	<div></div> 0.2%
16	Wufenpu Fashion Area	25	<div></div> 0.5%
17	Miramar Ferris wheel	5	<div></div> 0.1%
18	Sun yatsen Memorail Hall	50	<div></div> 1.0%
19	Hsing Tian Kong (Xingtian Temple )	35	<div></div> 0.7%
20	Guanghua 3C Mall	2	<div></div> 0.0%
21	Taipei Fine Art Museum	2	<div></div> 0.0%
22	Yuanshan	7	<div></div> 0.1%
23	Taipei Confucius Temple	2	<div></div> 0.0%
24	Chiang Kaishek's Shihlin Residence	17	<div></div> 0.3%
25	the Redhouse theater	0	
26	Tianmu	1	<div></div> 0.0%
27	Dalongdong Baoan Temple	1	<div></div> 0.0%
28	228 Peace Memorial Park	2	<div></div> 0.0%
29	SPOT Taipei Film House	0	
30	National Museum of History	2	<div></div> 0.0%



# d2c: d2c What tourist spots have you visited on this trip?			
Value	Label	Cases	Percentage
31	Museum of Contemporary Art, Taipei	1	0.0%
32	Jianguo Flower and Jade Market	1	0.0%
33	Taipei Children's Recreation Center	0	
34	Taipei Children's Museum of Transportation and Communication	0	
35	Taiwan Handcraft Promotion Center	0	
36	Shung Ye Museum of Formosan Aborigines	0	
37	Miniatures Museum of Taiwan	0	
38	Haujiang Waterfowl Nature Park	0	
40	Chinese Culture and Movie Center	0	
41	Taipei Botanical Garden	1	0.0%
42	Taipei Astronomical Museum	1	0.0%
43	Lin An Tai Historical House & Museum	0	
45	Dahu Park	2	0.0%
47	Postal Museum	0	
48	Militray Heros Hotel	0	
49	Nangang Economic and Commercial Park	5	0.1%
50	Taipei Flora Expo	2	0.0%
51	Huashan 1914 Creative Park	5	0.1%
52	Yongkang Street Commercial District	55	1.1%
53	Taipei Arena	3	0.1%
54	Songshan Cultural and Creative Park	4	0.1%
55	Stripping Laos	0	
56	Xiangshan	1	0.0%
57	Daan Forest Park	0	
65	Jou Fen	163	3.2%
66	Tamsui, Fort San Domingo, Old Street and Fishermen's Wharf	114	2.3%
67	Yehliu	36	0.7%
68	Jinguashi	7	0.1%
69	Wulai	9	0.2%
70	Yuanwangkeng Park	0	
71	Shihsanhang Museum of Archaeology	4	0.1%
72	Shenkeng Old Street	3	0.1%
73	Dharma Drum Mountain(Jinshan)	3	0.1%
74	Butian lake	5	0.1%
75	Shifen Waterfall	34	0.7%
76	Yingge Ceramics Museum	3	0.1%
77	Pinxi	16	0.3%
78	Yingge	3	0.1%
79	Sanxia	2	0.0%
80	Ocean World	1	0.0%
81	Juming Museum	0	
82	Pinlin	0	
83	Yun hsien Resort	0	
84	Tianlu Art Center	0	
85	Sanzhi	0	

# d2c: d2c What tourist spots have you visited on this trip?			
Value	Label	Cases	Percentage
86	The Lin Family Mansion and Garden	0	
87	Fulong beach	2	0.0%
88	Linkou	2	0.0%
89	Baisha Bay	0	
90	Bitou Cape Park	0	
91	New Taipei City Government Hakka Museum	0	
92	Formosa Fun Coast	0	
93	Guanyinshan	0	
94	coastline park	0	
95	Qing Shui Zu shi temple	0	
96	Naptune park	0	
97	Green Bay	0	
98	Longdong South Ocean Park	1	0.0%
99	Temple of Eighteen Deities	0	
100	Teresa Teng Memorail Park (Yun Garden)	0	
103	GuanDu	0	
104	Sandiaoijiao Cape Lighthouse	0	
105	Jingtong	4	0.1%
106	Houtong	2	0.0%
110	The Northeast Coastal Scienic Area	4	0.1%
111	Bisha Fishery Harbor	0	
112	Keelung Port	4	0.1%
113	Jhongjhrng Park	0	
114	Badouzi Coastal Park	0	
115	Hoping Island Coastal Park	0	
116	Valentine Lake Park	0	
117	Ershawan Gun Emplacement	0	
118	Dawulun Gun Emplacement	0	
119	National Museum of Marine Science & Technogy	0	
125	Window On China Theme Park	1	0.0%
126	Dashi	1	0.0%
127	Shihmen Reservoir	0	
128	Cihu	3	0.1%
129	Zhongli	0	
130	Chung Cheng Aviation Museum	0	
131	Lala Mountain	1	0.0%
132	TaiMall	2	0.0%
135	Hsinchu Science Park	0	
136	Nanliao Fishery Harbor	0	
137	Ku Chi Peak	0	
138	Glass Museum	0	
145	Leofoo Village Theme Park	2	0.0%
146	Neiwan	1	0.0%
147	Beipu	1	0.0%
148	Daba Peak	0	

### # d2c: d2c What tourist spots have you visited on this trip?

Value	Label	Cases	Percentage
149	Little DingDong Science Theme Park	0	
150	Taian hot Springs	1	0.0%
151	Hwataoyao	0	
160	Sanyi Wood Sculpture Museum	0	
161	Lion's Head Mountain	0	
162	Tongxiao Beach Resort	0	
163	West Lake Resortopia	0	
164	Qiding beach resort	0	
165	Flying Cow Ranch	1	0.0%
166	Dahu(Shei-pa National Park)	0	
167	Nanzhuang	0	
170	National Museum of Natural Scinece	4	0.1%
171	Encore Garden	0	
172	Tungshan Amusement Park	0	
173	National Taiwan Museum of Fine Arts	7	0.1%
174	Xinsh	1	0.0%
175	Lihpao Land(Yamay Kingdom)	2	0.0%
176	Li shan (Pear Mountain)	0	
177	Dasyueshan	0	
178	Wuling National Forest Recreation Area	1	0.0%
179	Tiehchenshan Mountain Recreation Area	0	
180	Daan Beach	0	
181	Taichung County Gaomei Wetlands Wildlife Refuge	0	
182	Metropolitan Park	1	0.0%
183	Dajia	0	
184	Maple Garden	0	
185	Sun Moon Lake	62	1.2%
186	Formosan Aboriginal Culture Village	6	0.1%
187	Cingjing Farm	22	0.4%
188	Xitou	10	0.2%
189	ChungTai Chan Monastery	10	0.2%
190	Jiji	3	0.1%
191	Puli	13	0.3%
192	Sing Ling Temple	0	
193	Yushan National Park	1	0.0%
194	Puli Distillery	2	0.0%
195	Earthquake Museum of Taiwan	0	
196	Guguan	1	0.0%
197	Hehuanshan	4	0.1%
198	Sunlinksea	0	
199	Phoenix Valley Bird Park	0	
200	Checheng train station	0	
201	Wushe Scenic Area Recreation Area	0	
202	Shoutian Temple	0	
203	Dongpu Springs	0	

# d2c: d2c What tourist spots have you visited on this trip?			
Value	Label	Cases	Percentage
204	Aowanda National Forest Recreation Area	0	
205	Hehuanshan National Forest Recreation Area	0	
206	Lushan Hot Springs	2	0.0%
207	Guangxing Paper Factory	1	0.0%
208	Tenshing Kiln Ceramics Cultural Park	0	
215	Lugang Mazu Temple	5	0.1%
216	Lugang Folk Arts Museum	0	
217	Lugang Longshan Temple	0	
218	Baguashan	2	0.0%
219	Taiwan Folk Village	0	
220	Confucius Temple (Changhua)	0	
221	Lugang tranditional snacks	0	
222	Lugang Old Street	0	
225	Janfusun Fancyworld Theme Park	0	
226	Beigang Chaotien Temple	0	
227	Caoling	0	
235	Alishan	42	0.8%
236	Fenqihu	0	
237	Chiayis Farm	0	
238	Dongshih Fishery Harbor	0	
240	Old Fort of Anping (Fort Zeelandia)	15	0.3%
241	Chihkan Tower	12	0.2%
242	Confucius Temple (Tainan)	12	0.2%
243	Koxinga Shrine (Yanping Junwang Temple)	4	0.1%
244	Anping Port National Historical Scenic Area	5	0.1%
245	Eternal Fortress	3	0.1%
246	Datianhou Temple (Tainan Grand Matsu Temple)	0	
247	Luermen Tianhou temple	0	
248	Xishu Golden Beach	0	
249	Official God of War Temple (Sacrificial Rites Martial Temple	0	
250	Wufei Temple (Five Consorts Temple)	0	
251	Sicao Dazhong Temple and Gun Emplacement	0	
252	Southern Taiwan Science Park	0	
253	Ten Drum Rentou Creative Park	0	
255	Taiwan Salt Museum	0	
260	Guanziling	1	0.0%
261	Qigu Birdseeing	1	0.0%
262	Wushantou Reservoir Scenic Area	0	
263	Tsengwen Reservoir Scenic Area	0	
264	Dakeng Recreation Farm	0	
265	Tsou-Ma-Lai Farm	0	
270	Love River	38	0.8%
271	Xizi Bay	40	0.8%
272	Lotus Lake	15	0.3%
273	Qijin Seaside Park	21	0.4%

# d2c: d2c What tourist spots have you visited on this trip?			
Value	Label	Cases	Percentage
274	Shou Shan(Shou Shan Zoo)	1	0.0%
275	Dragon and Tiger Pagodas	1	0.0%
276	Urban Spotlight	1	0.0%
277	Kaohsiung 85 Building	3	0.1%
278	Spring and Autumn Pavilions	1	0.0%
279	Confucius Temple (Kaohsiung )	2	0.0%
280	Kaohsiung Port	2	0.0%
281	Blue Lagoon Water Theme Park	0	
282	Kaohsiung Museum of History	0	
283	Chijin Mazu Temple	0	
284	National Science and Technology Museum	0	
285	Kaohsiung Museum of Fine Arts	0	
286	Dream Mall	13	0.3%
287	New Juejiang Shopping Area	4	0.1%
288	Gushan Ferry Station	0	
289	Central Park (Kaohsiung)	1	0.0%
290	Former British Consulate	1	0.0%
291	Teresa Teng Memorial Hall	5	0.1%
292	EDA World	3	0.1%
293	Pier-2 Art Cneter	1	0.0%
294	Fo Kuang Shan	9	0.2%
295	Cheng Ching Lake	7	0.1%
296	Meinong Hakka Cultural Village	4	0.1%
297	Baolai and Bulao Springs	1	0.0%
298	Maolin National Scenic Area	0	
299	Liugui Service Area	0	
300	Jiaxian	0	
301	Meishan Visitor Center	0	
302	Kaohsiung Farm	0	
303	Tengzhi National Forest Recreation Area	0	
304	Shihba Luohan Shan	0	
305	Sandimen	0	
306	Saijia Service Area (Saijia Aviation Park)	0	
314	Houbihu	4	0.1%
315	Kenting National Park	55	1.1%
317	National Museum of Marine Biology and Aquarium	4	0.1%
319	Maubitou Park	2	0.0%
320	Sichongxi	1	0.0%
321	Jialeshuei Scenic Area	0	
322	Kenting Space Port	0	
323	Nanwan Beach Recreation Area	1	0.0%
324	Dapeng Bay National Scenic Area	0	
325	Kenting Sea Pool	1	0.0%
326	Liuqiu (Shiaoliuqiu)	0	
327	Sandimen	3	0.1%

# d2c: d2c What tourist spots have you visited on this trip?			
Value	Label	Cases	Percentage
328	Chuanfan Rock	13	0.3%
329	Hengchun Ancient City	0	
330	Jiaosi	14	0.3%
331	Tung Shan Science Area	1	0.0%
332	Taipingshan Forest Recreation Area	0	
333	Suao Cold Springs	1	0.0%
334	Wufengqi Scenic Area	0	
335	Guishan Island (Turtle Island)	1	0.0%
336	Fushan Botanical Garden	0	
337	Toucheng Recreation Farm	0	
338	Nanfangao	1	0.0%
339	Taipingshan National Forest Recreation Area	1	0.0%
340	Toucheng Sea Pool	0	
341	Chilan Forest Playground	1	0.0%
342	Caoling Historic Trail	0	
343	Wushih Harbor	0	
344	Da River (Daxi) Honeymoon Bay	0	
345	National Center for Traditional Arts	3	0.1%
346	Lanyang Museum	0	
350	Taroko, Tienhsiang	45	0.9%
351	Hualien Farglory Ocean Park	0	
352	Qixing Lake (Qixingtai)	17	0.3%
353	Amis Cultural Village	1	0.0%
354	Liyu (Carp) Lake	2	0.0%
355	Shin Kong Chao Feng Ranch & Resort	1	0.0%
356	Ruisui Hongye Springs	4	0.1%
357	Xiuguluan River Rafting Area	0	
358	Wenshan Springs	0	
360	National DongHua University	0	
361	Hualien Seaside Park	0	
362	Whale and Dolphin Watching Tour along East Coast	1	0.0%
363	Hualien Sugar Factory	0	
364	Shitiping	1	0.0%
365	Hualien Tzuchi	0	
366	Mataian Wetland Ecological Park	0	
367	Liushidan Mountain	0	
370	Chihpen	8	0.2%
371	Sanxiantai (Terrace of the Three Immortals)	8	0.2%
372	Lyudao (Green Island)	0	
373	Baxian Cave (Baxiandong)	3	0.1%
374	Xiaoyeliu (Jialulan)	0	
375	Beinan Cultural Park	0	
376	Guanshan Water Park	0	
377	Chulu Pasture	2	0.0%
378	Taitung Veterans Farm	0	

# d2c: d2c What tourist spots have you visited on this trip?			
Value	Label	Cases	Percentage
379	Lanyu (Orchid Island)	1	0.0%
380	National Museum of Prehistory	0	
381	Chengkong Harbor	0	
382	Water Running Up	14	0.3%
383	Dulan Mountain	1	0.0%
385	Penghu National Scenic Area	2	0.0%
386	Jibei Island	0	
387	Qimei Island	0	
390	Cihu (Kinmen)	0	
391	Kinmen National Park	0	
392	Taoshan	0	
393	Guniungtou War Museum	0	
394	Kinmen Folk Culture Village	0	
395	Juguang Tower	0	
396	Taiwu Mountain	0	
397	Kinmen Liquor Factory	0	
398	Wujiang River Estuary	0	
399	Sun Yat-sen Memorial Forest	0	
405	Qinbi Village	0	
406	Bishan Sightseeing Platform	0	
801	Shilin Night Market	12	0.2%
802	Huaxi Street (Snake Alley) Night Market	0	
803	Raohe Street Night Market	2	0.0%
804	Shida Night Market	6	0.1%
805	Linjiang St. Night Market	0	
806	Gongguan Night Market	1	0.0%
807	Dihua Street Night Market	0	
808	Ninxia Night Market	5	0.1%
809	Nanjichang Night Market	0	
810	Jingmei Night Market	0	
811	Liaoning Street Night Market	0	
812	Yansan Night Market	0	
813	Other Night Markets in Taipei City	0	
815	Lehua Night Market	0	
816	Banciao Nanya Night Market	0	
817	Sinjhuang Night Market	0	
818	Jhonghe Singnan Night Market	0	
819	Fuda Garden Night Market	1	0.0%
820	Other Night Markets in New Taipei City	0	
825	Miaoko Night Market	3	0.1%
826	Other Night Markets in Keelung City	0	
830	Jhongli Sinmin Night Market	0	
831	Taoyuan Tourist Night Market	1	0.0%
832	Other Night Markets in Taoyuan County	0	
834	Chenghuang Temple Night Market	0	

# d2c: d2c What tourist spots have you visited on this trip?			
Value	Label	Cases	Percentage
835	Other Night Markets in Hsinchu City	0	
838	Other Night Markets in Hsinchu County	0	
840	Other Night Markets in Miaoli County	0	
843	Fongjia Night Market	1	0.0%
844	Jhonghua Night Market	0	
845	Yizhong Street Night Market	10	0.2%
846	Other Night Markets in Taichung City	0	
849	Other Night Market in Nantou County	0	
851	Other Night Markets in Changhua County	0	
853	Other Night Markets in Yunlin County	0	
855	Wenhua Rd. Night Market	0	
856	Other Night Markets in Chiayi City	0	
858	Other Night Markets in Chiayi County	0	
860	Siaobei Night Market	0	
861	Huayuan Night Market in Tainan City	0	
862	Other Night Markets in Tainan City	0	
863	Other Night Markets in Tainan City	0	
865	Liuhe Night Market	2	0.0%
866	Sinsing Night Market	0	
867	Rueifong Night Market	0	
868	Jin-Zuan Night Market	0	
869	Kaisyuan Night Market	0	
870	Other Night Markets in Kaohsiung City	0	
871	Minzu Rd. Night Market	0	
872	Other Night Markets in Pingtung County	0	
874	Luodong Night Market	0	
875	Other Night Markets in Yilan County	0	
877	Nanbin Night Market	0	
878	Ziqiang Night Market	0	
879	Huayuan Night Market in Hualien County	0	
880	Other Night Markets in Taitung County	0	
883	Other Night Markets in Penghu County	0	
885	Other Night Markets in Kinmen County	0	
Sysmiss		985	
Warning: these figures indicate the number of cases found in the data file. They cannot be interpreted as summary statistics of the population of interest.			
# d2d: d2d What tourist spots have you visited on this trip?			
Information	[Type= discrete] [Format=numeric] [Range= 1-885] [Missing=*]		
Statistics [NW/ W]	[Valid=4695 /-] [Invalid=1338 /-]		
Value	Label	Cases	Percentage
1	Taipei 101	333	7.1%
2	National Palace Museum	1341	28.6%
3	Chiang Kaishek Memorial Hall	539	11.5%
4	Xinyi Shopping Distric	96	2.0%
5	Xiemending	294	6.3%



## # d2d: d2d What tourist spots have you visited on this trip?

Value	Label	Cases	Percentage
6	Taipei Martyr's Shrine	127	2.7%
7	The Estern Distristic of Taipei	37	0.8%
8	Long Shan Temple	227	4.8%
9	Yangmingshan National Park	129	2.7%
10	Beitou	68	1.4%
11	Taipei main station shopping area	39	0.8%
12	Office of the President Republic of China (Taiwan)	49	1.0%
13	Mucha Maokong	36	0.8%
14	Taipei Zoo	18	0.4%
15	Taipei Matro Mall	17	0.4%
16	Wufenpu Fashion Area	30	0.6%
17	Miramar Ferris wheel	4	0.1%
18	Sun yatsen Memorail Hall	155	3.3%
19	Hsing Tian Kong (Xingtian Temple )	46	1.0%
20	Guanghua 3C Mall	0	
21	Taipei Fine Art Museum	1	0.0%
22	Yuanshan	9	0.2%
23	Taipei Confucius Temple	1	0.0%
24	Chiang Kaishek's Shihlin Residence	35	0.7%
25	the Redhouse theater	1	0.0%
26	Tianmu	1	0.0%
27	Dalongdong Baoan Temple	0	
28	228 Peace Memorial Park	1	0.0%
29	SPOT Taipei Film House	0	
30	National Museum of History	2	0.0%
31	Museum of Contemporary Art, Taipei	2	0.0%
32	Jianguo Flower and Jade Market	0	
33	Taipei Children's Recreation Center	0	
34	Taipei Children's Museum of Transportation and Communication	0	
35	Taiwan Handcraft Promotion Center	0	
36	Shung Ye Museum of Formosan Aborigines	0	
37	Miniatures Museum of Taiwan	1	0.0%
38	Haujiang Waterfowl Nature Park	1	0.0%
40	Chinese Culture and Movie Center	0	
41	Taipei Botanical Garden	1	0.0%
42	Taipei Astronomical Museum	0	
43	Lin An Tai Historical House & Museum	0	
45	Dahu Park	1	0.0%
47	Postal Museum	0	
48	Militray Heros Hotel	0	
49	Nangang Economic and Commercial Park	1	0.0%
50	Taipei Flora Expo	2	0.0%
51	Huashan 1914 Creative Park	4	0.1%
52	Yongkang Street Commercial District	48	1.0%
53	Taipei Arena	0	

## # d2d: d2d What tourist spots have you visited on this trip?

Value	Label	Cases	Percentage
54	Songshan Cultural and Creative Park	4	0.1%
55	Stripping Laos	0	
56	Xiangshan	4	0.1%
57	Daan Forest Park	5	0.1%
65	Jou Fen	165	3.5%
66	Tamsui, Fort San Domingo, Old Street and Fishermen's Wharf	136	2.9%
67	Yehliu	37	0.8%
68	Jinguashi	9	0.2%
69	Wulai	16	0.3%
70	Yuanwangkeng Park	0	
71	Shihsanhang Museum of Archaeology	3	0.1%
72	Shenkeng Old Street	9	0.2%
73	Dharma Drum Mountain(Jinshan)	2	0.0%
74	Butian lake	1	0.0%
75	Shifen Waterfall	36	0.8%
76	Yingge Ceramics Museum	0	
77	Pinxi	21	0.4%
78	Yingge	3	0.1%
79	Sanxia	3	0.1%
80	Ocean World	0	
81	Juming Museum	0	
82	Pinlin	0	
83	Yun hsien Resort	0	
84	Tianlu Art Center	0	
85	Sanzhi	0	
86	The Lin Family Mansion and Garden	1	0.0%
87	Fulong beach	0	
88	Linkou	0	
89	Baisha Bay	0	
90	Bitou Cape Park	0	
91	New Taipei City Government Hakka Museum	0	
92	Formosa Fun Coast	0	
93	Guanyinshan	0	
94	coastline park	0	
95	Qing Shui Zu shi temple	0	
96	Naptune park	0	
97	Green Bay	0	
98	Longdong South Ocean Park	2	0.0%
99	Temple of Eighteen Deities	0	
100	Teresa Teng Memorail Park (Yun Garden)	1	0.0%
103	GuanDu	2	0.0%
104	SandiaoJiao Cape Lighthouse	0	
105	Jingtong	5	0.1%
106	Houtong	2	0.0%
110	The Northeast Coastal Scienic Area	2	0.0%

# d2d: d2d What tourist spots have you visited on this trip?			
Value	Label	Cases	Percentage
111	Bisha Fishery Harbor	0	
112	Keelung Port	1	0.0%
113	Jhongjhrng Park	2	0.0%
114	Badouzih Coastal Park	0	
115	Hoping Island Coastal Park	0	
116	Valentine Lake Park	0	
117	Ershawan Gun Emplacement	0	
118	Dawulun Gun Emplacement	0	
119	National Museum of Marine Science & Technology	0	
125	Window On China Theme Park	4	0.1%
126	Dashi	2	0.0%
127	Shihmen Reservoir	2	0.0%
128	Cihu	4	0.1%
129	Zhongli	0	
130	Chung Cheng Aviation Museum	0	
131	Lala Mountain	0	
132	TaiMall	0	
135	Hsinchu Science Park	0	
136	Nanliao Fishery Harbor	0	
137	Ku Chi Peak	0	
138	Glass Museum	1	0.0%
145	Leofoo Village Theme Park	1	0.0%
146	Neiwan	1	0.0%
147	Beipu	1	0.0%
148	Daba Peak	0	
149	Little DingDong Science Theme Park	0	
150	Taian hot Springs	0	
151	Hwataoyao	0	
160	Sanyi Wood Sculpture Museum	0	
161	Lion's Head Mountain	0	
162	Tongxiao Beach Resort	1	0.0%
163	West Lake Resortopia	0	
164	Qiding beach resort	0	
165	Flying Cow Ranch	0	
166	Dahu(Shei-pa National Park)	1	0.0%
167	Nanzhuang	0	
170	National Museum of Natural Scinece	2	0.0%
171	Encore Garden	0	
172	Tungshan Amusement Park	0	
173	National Taiwan Museum of Fine Arts	0	
174	Xinsh	1	0.0%
175	Lihpao Land(Yamay Kingdom)	1	0.0%
176	Li shan (Pear Mountain)	0	
177	Dasyueshan	0	
178	Wuling National Forest Recreation Area	1	0.0%

## # d2d: d2d What tourist spots have you visited on this trip?

Value	Label	Cases	Percentage
179	Tiehchenshan Mountain Recreation Area	1	0.0%
180	Daan Beach	0	
181	Taichung County Gaomei Wetlands Wildlife Refuge	2	0.0%
182	Metropolitan Park	4	0.1%
183	Dajia	0	
184	Maple Garden	1	0.0%
185	Sun Moon Lake	43	0.9%
186	Formosan Aboriginal Culture Village	5	0.1%
187	Cingjing Farm	20	0.4%
188	Xitou	1	0.0%
189	ChungTai Chan Monastery	2	0.0%
190	Jiji	1	0.0%
191	Puli	14	0.3%
192	Sing Ling Temple	0	
193	Yushan National Park	0	
194	Puli Distillery	1	0.0%
195	Earthquake Museum of Taiwan	1	0.0%
196	Guguan	0	
197	Hehuanshan	1	0.0%
198	Sunlinksea	2	0.0%
199	Phoenix Valley Bird Park	0	
200	Checheng train station	1	0.0%
201	Wushe Scenic Area Recreation Area	0	
202	Shoutian Temple	1	0.0%
203	Dongpu Springs	0	
204	Aowanda National Forest Recreation Area	0	
205	Hehuanshan National Forest Recreation Area	0	
206	Lushan Hot Springs	1	0.0%
207	Guangxing Paper Factory	0	
208	Tenshing Kiln Ceramics Cultural Park	0	
215	Lugang Mazu Temple	2	0.0%
216	Lugang Folk Arts Museum	2	0.0%
217	Lugang Longshan Temple	0	
218	Baguashan	0	
219	Taiwan Folk Village	0	
220	Confucius Temple (Changhua)	0	
221	Lugang tranditional snacks	0	
222	Lugang Old Street	6	0.1%
225	Janfusun Fancyworld Theme Park	0	
226	Beigang Chaotien Temple	0	
227	Caoling	0	
235	Alishan	11	0.2%
236	Fenqihu	0	
237	Chiayis Farm	0	
238	Dongshih Fishery Harbor	0	

### # d2d: d2d What tourist spots have you visited on this trip?

Value	Label	Cases	Percentage
240	Old Fort of Anping (Fort Zeelandia)	11	0.2%
241	Chihkan Tower	13	0.3%
242	Confucius Temple (Tainan)	11	0.2%
243	Koxinga Shrine (Yanping Junwang Temple)	4	0.1%
244	Anping Port National Historical Scenic Area	1	0.0%
245	Eternal Fortress	1	0.0%
246	Datianhou Temple (Tainan Grand Matsu Temple)	0	
247	Luermen Tianhou temple	0	
248	Xishu Golden Beach	0	
249	Official God of War Temple (Sacrificial Rites Martial Temple)	0	
250	Wufei Temple (Five Consorts Temple)	0	
251	Sicao Dazhong Temple and Gun Emplacement	0	
252	Southern Taiwan Science Park	0	
253	Ten Drum Rentou Creative Park	0	
255	Taiwan Salt Museum	0	
260	Guanziling	1	0.0%
261	Qigu Birdseeing	1	0.0%
262	Wushantou Reservoir Scenic Area	0	
263	Tsengwen Reservoir Scenic Area	0	
264	Dakeng Recreation Farm	0	
265	Tsou-Ma-Lai Farm	0	
270	Love River	21	0.4%
271	Xizi Bay	27	0.6%
272	Lotus Lake	13	0.3%
273	Qijin Seaside Park	3	0.1%
274	Shou Shan(Shou Shan Zoo)	2	0.0%
275	Dragon and Tiger Pagodas	1	0.0%
276	Urban Spotlight	0	
277	Kaohsiung 85 Building	3	0.1%
278	Spring and Autumn Pavilions	1	0.0%
279	Confucius Temple (Kaohsiung )	3	0.1%
280	Kaohsiung Port	0	
281	Blue Lagoon Water Theme Park	0	
282	Kaohsiung Museum of History	0	
283	Chijin Mazu Temple	0	
284	National Science and Technology Museum	0	
285	Kaohsiung Museum of Fine Arts	0	
286	Dream Mall	9	0.2%
287	New Juejiang Shopping Area	5	0.1%
288	Gushan Ferry Station	0	
289	Central Park (Kaohsiung)	0	
290	Former British Consulate	3	0.1%
291	Teresa Teng Memorial Hall	5	0.1%
292	EDA World	5	0.1%
293	Pier-2 Art Cneter	0	

## # d2d: d2d What tourist spots have you visited on this trip?

Value	Label	Cases	Percentage
294	Fo Kuang Shan	4	0.1%
295	Cheng Ching Lake	4	0.1%
296	Meinong Hakka Cultural Village	2	0.0%
297	Baolai and Bulao Springs	1	0.0%
298	Maolin National Scenic Area	0	
299	Liugui Service Area	0	
300	Jiaxian	0	
301	Meishan Visitor Center	0	
302	Kaohsiung Farm	0	
303	Tengzhi National Forest Recreation Area	0	
304	Shihba Luohan Shan	0	
305	Sandimen	0	
306	Saijia Service Area (Saijia Aviation Park)	0	
314	Houbihu	1	0.0%
315	Kenting National Park	31	0.7%
317	National Museum of Marine Biology and Aquarium	5	0.1%
319	Maubitou Park	3	0.1%
320	Sichongxi	1	0.0%
321	Jialeshuei Scenic Area	0	
322	Kenting Space Port	3	0.1%
323	Nanwan Beach Recreation Area	0	
324	Dapeng Bay National Scenic Area	0	
325	Kenting Sea Pool	2	0.0%
326	Liuqiu (Shiaoliuqiu)	0	
327	Sandimen	2	0.0%
328	Chuanfan Rock	8	0.2%
329	Hengchun Ancient City	0	
330	Jiaosi	12	0.3%
331	Tung Shan Science Area	0	
332	Taipingshan Forest Recreation Area	0	
333	Suao Cold Springs	1	0.0%
334	Wufengqi Scenic Area	0	
335	Guishan Island (Turtle Island)	1	0.0%
336	Fushan Botanical Garden	0	
337	Toucheng Recreation Farm	0	
338	Nanfangao	2	0.0%
339	Taipingshan National Forest Recreation Area	0	
340	Toucheng Sea Pool	0	
341	Chilan Forest Playground	0	
342	Caoling Historic Trail	0	
343	Wushih Harbor	0	
344	Da River (Daxi) Honeymoon Bay	0	
345	National Center for Traditional Arts	2	0.0%
346	Lanyang Museum	1	0.0%
350	Taroko, Tienhsiang	17	0.4%

## # d2d: d2d What tourist spots have you visited on this trip?

Value	Label	Cases	Percentage
351	Hualien Farglory Ocean Park	1	0.0%
352	Qixing Lake (Qixingtang)	22	0.5%
353	Amis Cultural Village	1	0.0%
354	Liyu (Carp) Lake	0	
355	Shin Kong Chao Feng Ranch & Resort	0	
356	Ruisui Hongye Springs	4	0.1%
357	Xiuguluan River Rafting Area	0	
358	Wenshan Springs	0	
360	National DongHua University	0	
361	Hualien Seaside Park	0	
362	Whale and Dolphin Watching Tour along East Coast	0	
363	Hualien Sugar Factory	2	0.0%
364	Shitiping	2	0.0%
365	Hualien Tzuchi	1	0.0%
366	Mataian Wetland Ecological Park	0	
367	Liushidan Mountain	0	
370	Chihpen	2	0.0%
371	Sanxiantai (Terrace of the Three Immortals)	3	0.1%
372	Lyudao ( Green Island )	5	0.1%
373	Baxian Cave (Baxiandong)	1	0.0%
374	Xiaoyeliu (Jialulan)	1	0.0%
375	Beinan Cultural Park	1	0.0%
376	Guanshan Water Park	0	
377	Chulu Pasture	0	
378	Taitung Veterans Farm	0	
379	Lanyu (Orchid Island)	0	
380	National Museum of Prehistory	0	
381	Chengkong Harbor	0	
382	Water Running Up	4	0.1%
383	Dulan Mountain	0	
385	Penghu National Scenic Area	1	0.0%
386	Jibei Island	1	0.0%
387	Qimei Island	0	
390	Cihu (Kinmen)	0	
391	Kinmen National Park	0	
392	Taoshan	0	
393	Guniungtou War Museum	0	
394	Kinmen Folk Culture Village	0	
395	Juguang Tower	0	
396	Taiwu Mountain	0	
397	Kinmen Liquor Factory	0	
398	Wujiang River Estuary	0	
399	Sun Yat-sen Memorial Forest	0	
405	Qinbi Village	0	
406	Bishan Sightseeing Platform	0	

### # d2d: d2d What tourist spots have you visited on this trip?

Value	Label	Cases	Percentage
801	Shilin Night Market	19	0.4%
802	Huaxi Street (Snake Alley) Night Market	2	0.0%
803	Raohe Street Night Market	16	0.3%
804	Shida Night Market	15	0.3%
805	Linjiang St. Night Market	0	
806	Gongguan Night Market	1	0.0%
807	Dihua Street Night Market	2	0.0%
808	Ninxia Night Market	8	0.2%
809	Nanjichang Night Market	0	
810	Jingmei Night Market	0	
811	Liaoning Street Night Market	0	
812	Yansan Night Market	0	
813	Other Night Markets in Taipei City	0	
815	Lehua Night Market	0	
816	Banciao Nanya Night Market	1	0.0%
817	Sinjhuang Night Market	0	
818	Jhonghe Singnan Night Market	0	
819	Fuda Garden Night Market	0	
820	Other Night Markets in New Taipei City	0	
825	Miaoko Night Market	1	0.0%
826	Other Night Markets in Keelung City	0	
830	Jhongli Sinmin Night Market	0	
831	Taoyuan Tourist Night Market	0	
832	Other Night Markets in Taoyuan County	0	
834	Chenghuang Temple Night Market	0	
835	Other Night Markets in Hsinchu City	0	
838	Other Night Markets in Hsinchu County	0	
840	Other Night Markets in Miaoli County	0	
843	Fongjia Night Market	0	
844	Jhonghua Night Market	0	
845	Yizhong Street Night Market	7	0.1%
846	Other Night Markets in Taichung City	2	0.0%
849	Other Night Market in Nantou County	0	
851	Other Night Markets in Changhua County	0	
853	Other Night Markets in Yunlin County	0	
855	Wenhua Rd. Night Market	0	
856	Other Night Markets in Chiayi City	1	0.0%
858	Other Night Markets in Chiayi County	0	
860	Siaobei Night Market	0	
861	Huayuan Night Market in Tainan City	1	0.0%
862	Other Night Markets in Tainan City	1	0.0%
863	Other Night Markets in Tainan City	0	
865	Liuhe Night Market	2	0.0%
866	Sinsing Night Market	0	
867	Rueifong Night Market	1	0.0%



# d2d: d2d What tourist spots have you visited on this trip?			
Value	Label	Cases	Percentage
868	Jin-Zuan Night Market	0	
869	Kaisyuan Night Market	0	
870	Other Night Markets in Kaohsiung City	0	
871	Minzu Rd. Night Market	0	
872	Other Night Markets in Pingtung County	0	
874	Luodong Night Market	0	
875	Other Night Markets in Yilan County	0	
877	Nanbin Night Market	0	
878	Ziqiang Night Market	1	0.0%
879	Huayuan Night Market in Hualien County	0	
880	Other Night Markets in Taitung County	0	
883	Other Night Markets in Penghu County	0	
885	Other Night Markets in Kinmen County	0	
Sysmiss		1338	
Warning: these figures indicate the number of cases found in the data file. They cannot be interpreted as summary statistics of the population of interest.			
# d2e: d2e What tourist spots have you visited on this trip?			
Information	[Type= discrete] [Format=numeric] [Range= 1-885] [Missing=*]		
Statistics [NW/ W]	[Valid=4257 /-] [Invalid=1776 /-]		
Value	Label	Cases	Percentage
1	Taipei 101	52	1.2%
2	National Palace Museum	226	5.3%
3	Chiang Kaishek Memorial Hall	905	21.3%
4	Xinyi Shopping Distric	55	1.3%
5	Xiemending	223	5.2%
6	Taipe Martyr's Shrine	107	2.5%
7	The Estern Distristic of Taipei	34	0.8%
8	Long Shan Temple	252	5.9%
9	Yangmingshan National Park	99	2.3%
10	Beitou	75	1.8%
11	Taipei main station shopping area	24	0.6%
12	Office of the President Republic of China (Taiwan)	116	2.7%
13	Mucha Maokong	38	0.9%
14	Taipei Zoo	32	0.8%
15	Taipei Matro Mall	13	0.3%
16	Wufenpu Fashion Area	30	0.7%
17	Miramar Ferris wheel	5	0.1%
18	Sun yatsen Memorail Hall	532	12.5%
19	Hsing Tian Kong (Xingtian Temple )	69	1.6%
20	Guanghua 3C Mall	0	
21	Taipei Fine Art Museum	1	0.0%
22	Yuanshan	2	0.0%
23	Taipei Confucius Temple	1	0.0%
24	Chiang Kaishek's Shihlin Residence	90	2.1%
25	the Redhouse theater	0	

## # d2e: d2e What tourist spots have you visited on this trip?

Value	Label	Cases	Percentage
26	Tianmu	2	0.0%
27	Dalongdong Baoan Temple	1	0.0%
28	228 Peace Memorial Park	2	0.0%
29	SPOT Taipei Film House	0	
30	National Museum of History	1	0.0%
31	Museum of Contemporary Art, Taipei	1	0.0%
32	Jianguo Flower and Jade Market	1	0.0%
33	Taipei Children's Recreation Center	0	
34	Taipei Children's Museum of Transportation and Communication	0	
35	Taiwan Handcraft Promotion Center	0	
36	Shung Ye Museum of Formosan Aborigines	0	
37	Miniatures Museum of Taiwan	1	0.0%
38	Haujiang Waterfowl Nature Park	0	
40	Chinese Culture and Movie Center	0	
41	Taipei Botanical Garden	0	
42	Taipei Astronomical Museum	1	0.0%
43	Lin An Tai Historical House & Museum	0	
45	Dahu Park	0	
47	Postal Museum	0	
48	Militray Heros Hotel	0	
49	Nangang Economic and Commercial Park	1	0.0%
50	Taipei Flora Expo	2	0.0%
51	Huashan 1914 Creative Park	4	0.1%
52	Yongkang Street Commercial District	52	1.2%
53	Taipei Arena	3	0.1%
54	Songshan Cultural and Creative Park	3	0.1%
55	Stripping Laos	0	
56	Xiangshan	3	0.1%
57	Daan Forest Park	3	0.1%
65	Jou Fen	220	5.2%
66	Tamsui, Fort San Domingo, Old Street and Fishermen's Wharf	179	4.2%
67	Yehliu	79	1.9%
68	Jinguashi	6	0.1%
69	Wulai	5	0.1%
70	Yuanwangkeng Park	0	
71	Shihsanhang Museum of Archaeology	9	0.2%
72	Shenkeng Old Street	7	0.2%
73	Dharma Drum Mountain(Jinshan)	2	0.0%
74	Butian lake	1	0.0%
75	Shifen Waterfall	35	0.8%
76	Yingge Ceramics Museum	0	
77	Pinxi	25	0.6%
78	Yingge	2	0.0%
79	Sanxia	0	
80	Ocean World	0	

# d2e: d2e What tourist spots have you visited on this trip?			
Value	Label	Cases	Percentage
81	Juming Museum	0	
82	Pinlin	0	
83	Yun hsien Resort	0	
84	Tianlu Art Center	0	
85	Sanzhi	0	
86	The Lin Family Mansion and Garden	0	
87	Fulong beach	2	0.0%
88	Linkou	1	0.0%
89	Baisha Bay	1	0.0%
90	Bitou Cape Park	0	
91	New Taipei City Government Hakka Museum	0	
92	Formosa Fun Coast	0	
93	Guanyinshan	1	0.0%
94	coastline park	0	
95	Qing Shui Zu shi temple	0	
96	Naptune park	1	0.0%
97	Green Bay	0	
98	Longdong South Ocean Park	0	
99	Temple of Eighteen Deities	0	
100	Teresa Teng Memorail Park (Yun Garden)	0	
103	GuanDu	0	
104	Sandiaojiang Cape Lighthouse	0	
105	Jingtong	8	0.2%
106	Houtong	5	0.1%
110	The Northeast Coastal Scenic Area	2	0.0%
111	Bisha Fishery Harbor	0	
112	Keelung Port	1	0.0%
113	Jhongjhrng Park	1	0.0%
114	Badouzi Coastal Park	0	
115	Hoping Island Coastal Park	0	
116	Valentine Lake Park	0	
117	Ershawan Gun Emplacement	0	
118	Dawulun Gun Emplacement	0	
119	National Museum of Marine Science & Technology	0	
125	Window On China Theme Park	5	0.1%
126	Dashi	0	
127	Shihmen Reservoir	1	0.0%
128	Cihu	4	0.1%
129	Zhongli	0	
130	Chung Cheng Aviation Museum	0	
131	Lala Mountain	0	
132	TaiMall	1	0.0%
135	Hsinchu Science Park	0	
136	Nanliao Fishery Harbor	0	
137	Ku Chi Peak	0	

## # d2e: d2e What tourist spots have you visited on this trip?

Value	Label	Cases	Percentage
138	Glass Museum	1	0.0%
145	Leofoo Village Theme Park	4	0.1%
146	Neiwan	1	0.0%
147	Beipu	0	
148	Daba Peak	0	
149	Little DingDong Science Theme Park	0	
150	Taian hot Springs	0	
151	Hwataoyao	0	
160	Sanyi Wood Sculpture Museum	0	
161	Lion's Head Mountain	0	
162	Tongxiao Beach Resort	0	
163	West Lake Resortopia	0	
164	Qiding beach resort	0	
165	Flying Cow Ranch	1	0.0%
166	Dahu(Shei-pa National Park)	1	0.0%
167	Nanzhuang	0	
170	National Museum of Natural Scinece	0	
171	Encore Garden	0	
172	Tungshan Amusement Park	0	
173	National Taiwan Museum of Fine Arts	2	0.0%
174	Xinsh	2	0.0%
175	Lihpao Land(Yamay Kingdom)	0	
176	Li shan (Pear Mountain)	0	
177	Dasyueshan	0	
178	Wuling National Forest Recreation Area	0	
179	Tiehchenshan Mountain Recreation Area	0	
180	Daan Beach	0	
181	Taichung County Gaomei Wetlands Wildlife Refuge	2	0.0%
182	Metropolitan Park	1	0.0%
183	Dajia	0	
184	Maple Garden	0	
185	Sun Moon Lake	78	1.8%
186	Formosan Aboriginal Culture Village	5	0.1%
187	Cingjing Farm	16	0.4%
188	Xitou	3	0.1%
189	ChungTai Chan Monastery	2	0.0%
190	Jiji	2	0.0%
191	Puli	10	0.2%
192	Sing Ling Temple	0	
193	Yushan National Park	0	
194	Puli Distillery	2	0.0%
195	Earthquake Museum of Taiwan	0	
196	Guguan	0	
197	Hehuanshan	3	0.1%
198	Sunlinksea	0	

# d2e: d2e What tourist spots have you visited on this trip?			
Value	Label	Cases	Percentage
199	Phoenix Valley Bird Park	0	
200	Checheng train station	0	
201	Wushe Scenic Area Recreation Area	0	
202	Shoutian Temple	0	
203	Dongpu Springs	0	
204	Aowanda National Forest Recreation Area	0	
205	Hehuanshan National Forest Recreation Area	0	
206	Lushan Hot Springs	1	0.0%
207	Guangxing Paper Factory	0	
208	Tenshing Kiln Ceramics Cultural Park	0	
215	Lugang Mazu Temple	3	0.1%
216	Lugang Folk Arts Museum	0	
217	Lugang Longshan Temple	2	0.0%
218	Baguashan	1	0.0%
219	Taiwan Folk Village	0	
220	Confucius Temple (Changhua)	0	
221	Lugang tranditional snacks	0	
222	Lugang Old Street	3	0.1%
225	Janfusun Fancyworld Theme Park	0	
226	Beigang Chaotien Temple	1	0.0%
227	Caoling	0	
235	Alishan	17	0.4%
236	Fenqihu	0	
237	Chiayis Farm	0	
238	Dongshih Fishery Harbor	0	
240	Old Fort of Anping (Fort Zeelandia)	7	0.2%
241	Chihkan Tower	11	0.3%
242	Confucius Temple (Tainan)	10	0.2%
243	Koxinga Shrine (Yanping Junwang Temple)	3	0.1%
244	Anping Port National Historical Scenic Area	3	0.1%
245	Eternal Fortress	3	0.1%
246	Datianhou Temple (Tainan Grand Matsu Temple)	0	
247	Luermen Tianhou temple	0	
248	Xishu Golden Beach	0	
249	Official God of War Temple (Sacrificial Rites Martial Temple	1	0.0%
250	Wufei Temple (Five Consorts Temple)	1	0.0%
251	Sicao Dazhong Temple and Gun Emplacement	0	
252	Southern Taiwan Science Park	0	
253	Ten Drum Rentou Creative Park	0	
255	Taiwan Salt Museum	0	
260	Guanziling	0	
261	Qigu Birdseeing	3	0.1%
262	Wushantou Reservoir Scenic Area	2	0.0%
263	Tsengwen Reservoir Scenic Area	0	
264	Dakeng Recreation Farm	0	

# d2e: d2e What tourist spots have you visited on this trip?			
Value	Label	Cases	Percentage
265	Tsou-Ma-Lai Farm	0	
270	Love River	20	0.5%
271	Xizi Bay	34	0.8%
272	Lotus Lake	12	0.3%
273	Qijin Seaside Park	16	0.4%
274	Shou Shan(Shou Shan Zoo)	1	0.0%
275	Dragon and Tiger Pagodas	3	0.1%
276	Urban Spotlight	0	
277	Kaohsiung 85 Building	5	0.1%
278	Spring and Autumn Pavilions	1	0.0%
279	Confucius Temple (Kaohsiung )	3	0.1%
280	Kaohsiung Port	2	0.0%
281	Blue Lagoon Water Theme Park	0	
282	Kaohsiung Museum of History	0	
283	Chijin Mazu Temple	0	
284	National Science and Technology Museum	0	
285	Kaohsiung Museum of Fine Arts	0	
286	Dream Mall	2	0.0%
287	New Juejiang Shopping Area	2	0.0%
288	Gushan Ferry Station	0	
289	Central Park (Kaohsiung)	0	
290	Former British Consulate	0	
291	Teresa Teng Memorial Hall	0	
292	EDA World	1	0.0%
293	Pier-2 Art Cneter	1	0.0%
294	Fo Kuang Shan	5	0.1%
295	Cheng Ching Lake	3	0.1%
296	Meinong Hakka Cultural Village	1	0.0%
297	Baolai and Bulao Springs	1	0.0%
298	Maolin National Scenic Area	1	0.0%
299	Liugui Service Area	0	
300	Jiaxian	0	
301	Meishan Visitor Center	0	
302	Kaohsiung Farm	0	
303	Tengzhi National Forest Recreation Area	0	
304	Shihba Luohan Shan	0	
305	Sandimen	0	
306	Saijia Service Area (Saijia Aviation Park)	0	
314	Houbihu	2	0.0%
315	Kenting National Park	32	0.8%
317	National Museum of Marine Biology and Aquarium	1	0.0%
319	Maubitou Park	1	0.0%
320	Sichongxi	0	
321	Jialeshuei Scenic Area	0	
322	Kenting Space Port	2	0.0%

### # d2e: d2e What tourist spots have you visited on this trip?

Value	Label	Cases	Percentage
323	Nanwan Beach Recreation Area	1	0.0%
324	Dapeng Bay National Scenic Area	0	
325	Kenting Sea Pool	1	0.0%
326	Liuqiu (Shiaoliuqiu)	0	
327	Sandimen	2	0.0%
328	Chuanfan Rock	14	0.3%
329	Hengchun Ancient City	0	
330	Jiaosi	12	0.3%
331	Tung Shan Science Area	0	
332	Taipingshan Forest Recreation Area	0	
333	Suao Cold Springs	1	0.0%
334	Wufengqi Scenic Area	0	
335	Guishan Island (Turtle Island)	0	
336	Fushan Botanical Garden	0	
337	Toucheng Recreation Farm	2	0.0%
338	Nanfangao	3	0.1%
339	Taipingshan National Forest Recreation Area	1	0.0%
340	Toucheng Sea Pool	0	
341	Chilan Forest Playground	0	
342	Caoling Historic Trail	0	
343	Wushih Harbor	0	
344	Da River (Daxi) Honeymoon Bay	0	
345	National Center for Traditional Arts	4	0.1%
346	Lanyang Museum	0	
350	Taroko, Tienhsiang	19	0.4%
351	Hualien Farglory Ocean Park	0	
352	Qixing Lake (Qixingtang)	14	0.3%
353	Amis Cultural Village	1	0.0%
354	Liyu (Carp) Lake	1	0.0%
355	Shin Kong Chao Feng Ranch & Resort	1	0.0%
356	Ruisui Hongye Springs	4	0.1%
357	Xiuguluan River Rafting Area	0	
358	Wenshan Springs	0	
360	National DongHua University	0	
361	Hualien Seaside Park	0	
362	Whale and Dolphine Watching Tour along East Coast	0	
363	Hualien Sugar Factory	1	0.0%
364	Shitiping	0	
365	Hualien Tzuchi	0	
366	Mataian Wetland Ecological Park	0	
367	Liushidan Mountain	0	
370	Chihpen	2	0.0%
371	Sanxiantai (Terrace of the Three Immortals)	5	0.1%
372	Lyudao (Green Island)	0	
373	Baxian Cave (Baxiandong)	1	0.0%

# d2e: d2e What tourist spots have you visited on this trip?			
Value	Label	Cases	Percentage
374	Xiaoyeliu (Jialulan)	0	
375	Beinan Cultural Park	0	
376	Guanshan Water Park	1	0.0%
377	Chulu Pasture	0	
378	Taitung Veterans Farm	0	
379	Lanyu (Orchid Island)	0	
380	National Museum of Prehistory	0	
381	Chengkong Harbor	0	
382	Water Running Up	3	0.1%
383	Dulan Mountain	0	
385	Penghu National Scenic Area	0	
386	Jibei Island	0	
387	Qimei Island	0	
390	Cihu (Kinmen)	0	
391	Kinmen National Park	0	
392	Taoshan	0	
393	Guniungtou War Museum	0	
394	Kinmen Folk Culture Village	0	
395	Juguang Tower	0	
396	Taiwu Mountain	0	
397	Kinmen Liquor Factory	0	
398	Wujiang River Estuary	0	
399	Sun Yat-sen Memorial Forest	0	
405	Qinbi Village	0	
406	Bishan Sightseeing Platform	0	
801	Shilin Night Market	39	0.9%
802	Huaxi Street (Snake Alley) Night Market	7	0.2%
803	Raohe Street Night Market	13	0.3%
804	Shida Night Market	14	0.3%
805	Linjiang St. Night Market	1	0.0%
806	Gongguan Night Market	3	0.1%
807	Dihua Street Night Market	3	0.1%
808	Ninxia Night Market	21	0.5%
809	Nanjichang Night Market	0	
810	Jingmei Night Market	0	
811	Liaoning Street Night Market	1	0.0%
812	Yansan Night Market	0	
813	Other Night Markets in Taipei City	0	
815	Lehua Night Market	0	
816	Banciao Nanya Night Market	0	
817	Sinjhuang Night Market	0	
818	Jhonghe Singnan Night Market	0	
819	Fuda Garden Night Market	1	0.0%
820	Other Night Markets in New Taipei City	0	
825	Miaoko Night Market	2	0.0%



# d2e: d2e What tourist spots have you visited on this trip?			
Value	Label	Cases	Percentage
826	Other Night Markets in Keelung City	0	
830	Jhongli Sinmin Night Market	1	0.0%
831	Taoyuan Tourist Night Market	0	
832	Other Night Markets in Taoyuan County	0	
834	Chenghuang Temple Night Market	0	
835	Other Night Markets in Hsinchu City	0	
838	Other Night Markets in Hsinchu County	0	
840	Other Night Markets in Miaoli County	0	
843	Fongjia Night Market	5	0.1%
844	Jhonghua Night Market	0	
845	Yizhong Street Night Market	12	0.3%
846	Other Night Markets in Taichung City	1	0.0%
849	Other Night Market in Nantou County	0	
851	Other Night Markets in Changhua County	0	
853	Other Night Markets in Yunlin County	0	
855	Wenhua Rd. Night Market	0	
856	Other Night Markets in Chiayi City	0	
858	Other Night Markets in Chiayi County	0	
860	Siaobei Night Market	0	
861	Huayuan Night Market in Tainan City	2	0.0%
862	Other Night Markets in Tainan City	0	
863	Other Night Markets in Tainan City	0	
865	Liuhe Night Market	2	0.0%
866	Sinsing Night Market	0	
867	Rueifong Night Market	4	0.1%
868	Jin-Zuan Night Market	0	
869	Kaisyuan Night Market	1	0.0%
870	Other Night Markets in Kaohsiung City	0	
871	Minzu Rd. Night Market	0	
872	Other Night Markets in Pingtung County	0	
874	Luodong Night Market	2	0.0%
875	Other Night Markets in Yilan County	0	
877	Nanbin Night Market	0	
878	Ziqiang Night Market	2	0.0%
879	Huayuan Night Market in Hualien County	0	
880	Other Night Markets in Taitung County	0	
883	Other Night Markets in Penghu County	0	
885	Other Night Markets in Kinmen County	0	
Sysmiss		1776	
Warning: these figures indicate the number of cases found in the data file. They cannot be interpreted as summary statistics of the population of interest.			
# d2f: d2f What tourist spots have you visited on this trip?			
Information	[Type= discrete] [Format=numeric] [Range= 1-885] [Missing=*]		
Statistics [NW/ W]	[Valid=3792 /-] [Invalid=2241 /-]		

## # d2f: d2f What tourist spots have you visited on this trip?

Value	Label	Cases	Percentage
1	Taipei 101	43	1.1%
2	National Palace Museum	52	1.4%
3	Chiang Kaishek Memorial Hall	264	7.0%
4	Xinyi Shopping Distric	38	1.0%
5	Xiemending	138	3.6%
6	Taipe Martyr's Shrine	26	0.7%
7	The Estern Distristic of Taipei	20	0.5%
8	Long Shan Temple	183	4.8%
9	Yangmingshan National Park	55	1.5%
10	Beitou	65	1.7%
11	Taipei main station shopping area	23	0.6%
12	Office of the President Republic of China (Taiwan)	277	7.3%
13	Mucha Maokong	29	0.8%
14	Taipei Zoo	19	0.5%
15	Taipei Matro Mall	4	0.1%
16	Wufenpu Fashion Area	31	0.8%
17	Miramar Ferris wheel	7	0.2%
18	Sun yatsen Memorail Hall	637	16.8%
19	Hsing Tian Kong (Xingtian Temple )	62	1.6%
20	Guanghua 3C Mall	0	
21	Taipei Fine Art Museum	3	0.1%
22	Yuanshan	11	0.3%
23	Taipei Confucius Temple	2	0.1%
24	Chiang Kaishek's Shihlin Residence	229	6.0%
25	the Redhouse theater	1	0.0%
26	Tianmu	0	
27	Dalongdong Baoan Temple	0	
28	228 Peace Memorial Park	2	0.1%
29	SPOT Taipei Film House	0	
30	National Museum of History	2	0.1%
31	Museum of Contemporary Art, Taipei	0	
32	Jianguo Flower and Jade Market	0	
33	Taipei Children's Recreation Center	0	
34	Taipei Children's Museum of Transportation and Communication	0	
35	Taiwan Handcraft Promotion Center	0	
36	Shung Ye Museum of Formosan Aborigines	0	
37	Miniatures Museum of Taiwan	1	0.0%
38	Haujiang Waterfowl Nature Park	0	
40	Chinese Culture and Movie Center	0	
41	Taipei Botanical Garden	0	
42	Taipei Astronomical Museum	1	0.0%
43	Lin An Tai Historical House & Museum	0	
45	Dahu Park	0	
47	Postal Museum	0	
48	Militray Heros Hotel	0	

# **# d2f: d2f What tourist spots have you visited on this trip?**

Value	Label	Cases	Percentage
49	Nangang Economic and Commercial Park	1	0.0%
50	Taipei Flora Expo	1	0.0%
51	Huashan 1914 Creative Park	4	0.1%
52	Yongkang Street Commercial District	43	1.1%
53	Taipei Arena	1	0.0%
54	Songshan Cultural and Creative Park	3	0.1%
55	Stripping Laos	0	
56	Xiangshan	5	0.1%
57	Daan Forest Park	1	0.0%
65	Jou Fen	223	5.9%
66	Tamsui, Fort San Domingo, Old Street and Fishermen's Wharf	208	5.5%
67	Yehliu	177	4.7%
68	Jinguashi	10	0.3%
69	Wulai	4	0.1%
70	Yuanwangkeng Park	0	
71	Shihsanhang Museum of Archaeology	7	0.2%
72	Shenkeng Old Street	13	0.3%
73	Dharma Drum Mountain(Jinshan)	3	0.1%
74	Butian lake	2	0.1%
75	Shifen Waterfall	43	1.1%
76	Yingge Ceramics Museum	2	0.1%
77	Pinxi	30	0.8%
78	Yingge	0	
79	Sanxia	0	
80	Ocean World	0	
81	Juming Museum	0	
82	Pinlin	0	
83	Yun hsien Resort	0	
84	Tianlu Art Center	1	0.0%
85	Sanzhi	0	
86	The Lin Family Mansion and Garden	0	
87	Fulong beach	0	
88	Linkou	0	
89	Baisha Bay	0	
90	Bitou Cape Park	0	
91	New Taipei City Government Hakka Museum	0	
92	Formosa Fun Coast	0	
93	Guanyinshan	0	
94	coastline park	0	
95	Qing Shui Zu shi temple	0	
96	Naptune park	0	
97	Green Bay	0	
98	Longdong South Ocean Park	0	
99	Temple of Eighteen Deities	0	
100	Teresa Teng Memorail Park (Yun Garden)	0	

# d2f: d2f What tourist spots have you visited on this trip?			
Value	Label	Cases	Percentage
103	GuanDu	0	
104	SandiaoJiao Cape Lighthouse	0	
105	Jingtong	14	0.4%
106	Houtong	8	0.2%
110	The Northeast Coastal Scenic Area	2	0.1%
111	Bisha Fishery Harbor	0	
112	Keelung Port	3	0.1%
113	Jhongjhrng Park	0	
114	BadouziH Coastal Park	0	
115	Hoping Island Coastal Park	0	
116	Valentine Lake Park	0	
117	Ershawan Gun Emplacement	0	
118	Dawulun Gun Emplacement	0	
119	National Museum of Marine Science & Technology	0	
125	Window On China Theme Park	6	0.2%
126	Dashi	1	0.0%
127	Shihmen Reservoir	0	
128	Cihu	21	0.6%
129	Zhongli	0	
130	Chung Cheng Aviation Museum	0	
131	Lala Mountain	0	
132	TaiMall	0	
135	Hsinchu Science Park	0	
136	Nanliao Fishery Harbor	0	
137	Ku Chi Peak	0	
138	Glass Museum	0	
145	Leofoo Village Theme Park	3	0.1%
146	Neiwan	1	0.0%
147	Beipu	0	
148	Daba Peak	0	
149	Little DingDong Science Theme Park	0	
150	Taian hot Springs	1	0.0%
151	Hwataoyao	0	
160	Sanyi Wood Sculpture Museum	0	
161	Lion's Head Mountain	0	
162	Tongxiao Beach Resort	0	
163	West Lake Resortopia	0	
164	Qiding beach resort	0	
165	Flying Cow Ranch	0	
166	Dahu(Shei-pa National Park)	1	0.0%
167	Nanzhuang	0	
170	National Museum of Natural Scinece	1	0.0%
171	Encore Garden	0	
172	Tungshan Amusement Park	0	
173	National Taiwan Museum of Fine Arts	1	0.0%

# d2f: d2f What tourist spots have you visited on this trip?			
Value	Label	Cases	Percentage
174	Xinsh	0	
175	Lihpao Land(Yamay Kingdom)	1	0.0%
176	Li shan (Pear Mountain)	0	
177	Dasyueshan	0	
178	Wuling National Forest Recreation Area	0	
179	Tiehchenshan Mountain Recreation Area	0	
180	Daan Beach	0	
181	Taichung County Gaomei Wetlands Wildlife Refuge	2	0.1%
182	Metropolitan Park	1	0.0%
183	Dajia	0	
184	Maple Garden	0	
185	Sun Moon Lake	141	3.7%
186	Formosan Aboriginal Culture Village	7	0.2%
187	Cingjing Farm	23	0.6%
188	Xitou	1	0.0%
189	ChungTai Chan Monastery	17	0.4%
190	Jiji	1	0.0%
191	Puli	5	0.1%
192	Sing Ling Temple	0	
193	Yushan National Park	0	
194	Puli Distillery	2	0.1%
195	Earthquake Museum of Taiwan	0	
196	Guguan	0	
197	Hehuanshan	2	0.1%
198	Sunlinksea	0	
199	Phoenix Valley Bird Park	0	
200	Checheng train station	0	
201	Wushe Scenic Area Recreation Area	0	
202	Shoutian Temple	0	
203	Dongpu Springs	0	
204	Aowanda National Forest Recreation Area	0	
205	Hehuanshan National Forest Recreation Area	0	
206	Lushan Hot Springs	0	
207	Guangxing Paper Factory	0	
208	Tenshing Kiln Ceramics Cultural Park	0	
215	Lugang Mazu Temple	2	0.1%
216	Lugang Folk Arts Museum	1	0.0%
217	Lugang Longshan Temple	0	
218	Baguashan	1	0.0%
219	Taiwan Folk Village	0	
220	Confucius Temple (Changhua)	0	
221	Lugang trandtional snacks	0	
222	Lugang Old Street	4	0.1%
225	Janfusun Fancyworld Theme Park	1	0.0%
226	Beigang Chaotien Temple	0	

# d2f: d2f What tourist spots have you visited on this trip?			
Value	Label	Cases	Percentage
227	Caoling	0	
235	Alishan	33	0.9%
236	Fenqihu	0	
237	Chiayis Farm	0	
238	Dongshih Fishery Harbor	0	
240	Old Fort of Anping (Fort Zeelandia)	14	0.4%
241	Chihkan Tower	11	0.3%
242	Confucius Temple (Tainan)	9	0.2%
243	Koxinga Shrine (Yanping Junwang Temple)	3	0.1%
244	Anping Port National Historical Scenic Area	4	0.1%
245	Eternal Fortress	3	0.1%
246	Datianhou Temple (Tainan Grand Matsu Temple)	0	
247	Luermen Tianhou temple	0	
248	Xishu Golden Beach	0	
249	Official God of War Temple (Sacrificial Rites Martial Temple	0	
250	Wufei Temple (Five Consorts Temple)	0	
251	Sicao Dazhong Temple and Gun Emplacement	0	
252	Southern Taiwan Science Park	0	
253	Ten Drum Rentou Creative Park	0	
255	Taiwan Salt Museum	0	
260	Guanziling	0	
261	Qigu Birdseeing	1	0.0%
262	Wushantou Reservoir Scenic Area	1	0.0%
263	Tsengwen Reservoir Scenic Area	0	
264	Dakeng Recreation Farm	0	
265	Tsou-Ma-Lai Farm	0	
270	Love River	31	0.8%
271	Xizi Bay	29	0.8%
272	Lotus Lake	8	0.2%
273	Qijin Seaside Park	13	0.3%
274	Shou Shan(Shou Shan Zoo)	3	0.1%
275	Dragon and Tiger Pagodas	3	0.1%
276	Urban Spotlight	0	
277	Kaohsiung 85 Building	2	0.1%
278	Spring and Autumn Pavilions	0	
279	Confucius Temple (Kaohsiung )	2	0.1%
280	Kaohsiung Port	3	0.1%
281	Blue Lagoon Water Theme Park	0	
282	Kaohsiung Museum of History	0	
283	Chijin Mazu Temple	0	
284	National Science and Technology Museum	0	
285	Kaohsiung Museum of Fine Arts	0	
286	Dream Mall	6	0.2%
287	New Juejiang Shopping Area	2	0.1%
288	Gushan Ferry Station	0	

# d2f: d2f What tourist spots have you visited on this trip?			
Value	Label	Cases	Percentage
289	Central Park (Kaohsiung)	0	
290	Former British Consulate	3	0.1%
291	Teresa Teng Memorial Hall	1	0.0%
292	EDA World	2	0.1%
293	Pier-2 Art Cneter	0	
294	Fo Kuang Shan	4	0.1%
295	Cheng Ching Lake	4	0.1%
296	Meinong Hakka Cultural Village	0	
297	Baolai and Bulao Springs	0	
298	Maolin National Scenic Area	0	
299	Liugui Service Area	0	
300	Jiaxian	0	
301	Meishan Visitor Center	0	
302	Kaohsiung Farm	0	
303	Tengzhi National Forest Recreation Area	0	
304	Shihba Luohan Shan	0	
305	Sandimen	0	
306	Saijia Service Area (Saijia Aviation Park)	0	
314	Houbihu	5	0.1%
315	Kenting National Park	31	0.8%
317	National Museum of Marine Biology and Aquarium	5	0.1%
319	Maubitou Park	1	0.0%
320	Sichongxi	1	0.0%
321	Jialeshuei Scenic Area	0	
322	Kenting Space Port	0	
323	Nanwan Beach Recreation Area	0	
324	Dapeng Bay National Scenic Area	0	
325	Kenting Sea Pool	0	
326	Liuqiu (Shiaoliuqiu)	0	
327	Sandimen	0	
328	Chuanfan Rock	16	0.4%
329	Hengchun Ancient City	0	
330	Jiaosi	15	0.4%
331	Tung Shan Science Area	0	
332	Taipingshan Forest Recreation Area	0	
333	Suao Cold Springs	0	
334	Wufengqi Scenic Area	0	
335	Guishan Island (Turtle Island)	0	
336	Fushan Botanical Garden	0	
337	Toucheng Recreation Farm	1	0.0%
338	Nanfangao	1	0.0%
339	Taipingshan National Forest Recreation Area	1	0.0%
340	Toucheng Sea Pool	0	
341	Chilan Forest Playground	0	
342	Caoling Historic Trail	0	

# d2f: d2f What tourist spots have you visited on this trip?			
Value	Label	Cases	Percentage
343	Wushih Harbor	1	0.0%
344	Da River (Daxi) Honeymoon Bay	0	
345	National Center for Traditional Arts	2	0.1%
346	Lanyang Museum	1	0.0%
350	Taroko, Tienhsiang	25	0.7%
351	Hualien Farglory Ocean Park	0	
352	Qixing Lake (Qixingtang)	14	0.4%
353	Amis Cultural Village	1	0.0%
354	Liyu (Carp) Lake	2	0.1%
355	Shin Kong Chao Feng Ranch & Resort	0	
356	Ruisui Hongye Springs	2	0.1%
357	Xiuguluan River Rafting Area	0	
358	Wenshan Springs	0	
360	National DongHua University	0	
361	Hualien Seaside Park	0	
362	Whale and Dolphine Watching Tour along East Coast	1	0.0%
363	Hualien Sugar Factory	1	0.0%
364	Shitiping	0	
365	Hualien Tzuchi	0	
366	Mataian Wetland Ecological Park	0	
367	Liushidan Mountain	1	0.0%
370	Chihpen	1	0.0%
371	Sanxiantai (Terrace of the Three Immortals)	1	0.0%
372	Lyudao ( Green Island )	0	
373	Baxian Cave (Baxiandong)	2	0.1%
374	Xiaoyeliu (Jialulan)	0	
375	Beinan Cultural Park	0	
376	Guanshan Water Park	1	0.0%
377	Chulu Pasture	0	
378	Taitung Veterans Farm	0	
379	Lanyu (Orchid Island)	0	
380	National Museum of Prehistory	0	
381	Chengkong Harbor	0	
382	Water Running Up	2	0.1%
383	Dulan Mountain	0	
385	Penghu National Scenic Area	1	0.0%
386	Jibei Island	0	
387	Qimei Island	0	
390	Cihu (Kinmen)	0	
391	Kinmen National Park	0	
392	Taoshan	0	
393	Guniungtou War Museum	0	
394	Kinmen Folk Culture Village	0	
395	Juguang Tower	0	
396	Taiwu Mountain	0	



# d2f: d2f What tourist spots have you visited on this trip?			
Value	Label	Cases	Percentage
397	Kinmen Liquor Factory	0	
398	Wujiang River Estuary	0	
399	Sun Yat-sen Memorial Forest	0	
405	Qinbi Village	0	
406	Bishan Sightseeing Platform	0	
801	Shilin Night Market	51	1.3%
802	Huaxi Street (Snake Alley) Night Market	10	0.3%
803	Raohe Street Night Market	14	0.4%
804	Shida Night Market	31	0.8%
805	Linjiang St. Night Market	0	
806	Gongguan Night Market	0	
807	Dihua Street Night Market	0	
808	Ninxia Night Market	34	0.9%
809	Nanjichang Night Market	1	0.0%
810	Jingmei Night Market	0	
811	Liaoning Street Night Market	0	
812	Yansan Night Market	1	0.0%
813	Other Night Markets in Taipei City	0	
815	Lehua Night Market	0	
816	Banciao Nanya Night Market	0	
817	Sinjhuang Night Market	0	
818	Jhonghe Singnan Night Market	0	
819	Fuda Garden Night Market	1	0.0%
820	Other Night Markets in New Taipei City	2	0.1%
825	Miaoko Night Market	6	0.2%
826	Other Night Markets in Keelung City	0	
830	Jhongli Sinmin Night Market	1	0.0%
831	Taoyuan Tourist Night Market	1	0.0%
832	Other Night Markets in Taoyuan County	0	
834	Chenghuang Temple Night Market	0	
835	Other Night Markets in Hsinchu City	0	
838	Other Night Markets in Hsinchu County	0	
840	Other Night Markets in Miaoli County	0	
843	Fongjia Night Market	3	0.1%
844	Jhonghua Night Market	0	
845	Yizhong Street Night Market	9	0.2%
846	Other Night Markets in Taichung City	2	0.1%
849	Other Night Market in Nantou County	0	
851	Other Night Markets in Changhua County	1	0.0%
853	Other Night Markets in Yunlin County	0	
855	Wenhua Rd. Night Market	0	
856	Other Night Markets in Chiayi City	0	
858	Other Night Markets in Chiayi County	0	
860	Siaobei Night Market	0	
861	Huayuan Night Market in Tainan City	1	0.0%

# d2f: d2f What tourist spots have you visited on this trip?			
Value	Label	Cases	Percentage
862	Other Night Markets in Tainan City	0	
863	Other Night Markets in Tainan City	0	
865	Liuhe Night Market	4	0.1%
866	Sinsing Night Market	0	
867	Rueifong Night Market	2	0.1%
868	Jin-Zuan Night Market	1	0.0%
869	Kaisyuan Night Market	1	0.0%
870	Other Night Markets in Kaohsiung City	0	
871	Minzu Rd. Night Market	0	
872	Other Night Markets in Pingtung County	0	
874	Luodong Night Market	1	0.0%
875	Other Night Markets in Yilan County	0	
877	Nanbin Night Market	0	
878	Ziqiang Night Market	0	
879	Huayuan Night Market in Hualien County	0	
880	Other Night Markets in Taitung County	1	0.0%
883	Other Night Markets in Penghu County	0	
885	Other Night Markets in Kinmen County	0	
Sysmiss		2241	
Warning: these figures indicate the number of cases found in the data file. They cannot be interpreted as summary statistics of the population of interest.			
# d2g: d2g What tourist spots have you visited on this trip?			
Information	[Type= discrete] [Format=numeric] [Range= 1-885] [Missing=*]		
Statistics [NW/ W]	[Valid=3347 /-] [Invalid=2686 /-]		
Value	Label	Cases	Percentage
1	Taipei 101	32	1.0%
2	National Palace Museum	19	0.6%
3	Chiang Kaishek Memorial Hall	81	2.4%
4	Xinyi Shopping Distric	24	0.7%
5	Xiemending	100	3.0%
6	Taipe Martyr's Shrine	8	0.2%
7	The Estern Distristic of Taipei	22	0.7%
8	Long Shan Temple	57	1.7%
9	Yangmingshan National Park	19	0.6%
10	Beitou	59	1.8%
11	Taipei main station shopping area	25	0.7%
12	Office of the President Republic of China (Taiwan)	270	8.1%
13	Mucha Maokong	18	0.5%
14	Taipei Zoo	19	0.6%
15	Taipei Matro Mall	8	0.2%
16	Wufenpu Fashion Area	22	0.7%
17	Miramar Ferris wheel	2	0.1%
18	Sun yatsen Memorail Hall	193	5.8%
19	Hsing Tian Kong (Xingtian Temple )	50	1.5%
20	Guanghua 3C Mall	1	0.0%

## # d2g: d2g What tourist spots have you visited on this trip?

Value	Label	Cases	Percentage
21	Taipei Fine Art Museum	3	0.1%
22	Yuanshan	5	0.1%
23	Taipei Confucius Temple	0	
24	Chiang Kaishek's Shihlin Residence	334	10.0%
25	the Redhouse theater	1	0.0%
26	Tianmu	0	
27	Dalongdong Baoan Temple	0	
28	228 Peace Memorial Park	2	0.1%
29	SPOT Taipei Film House	0	
30	National Museum of History	0	
31	Museum of Contemporary Art, Taipei	2	0.1%
32	Jianguo Flower and Jade Market	0	
33	Taipei Children's Recreation Center	0	
34	Taipei Children's Museum of Transportation and Communication	0	
35	Taiwan Handcraft Promotion Center	0	
36	Shung Ye Museum of Formosan Aborigines	0	
37	Miniatures Museum of Taiwan	0	
38	Haujiang Waterfowl Nature Park	0	
40	Chinese Culture and Movie Center	0	
41	Taipei Botanical Garden	0	
42	Taipei Astronomical Museum	0	
43	Lin An Tai Historical House & Museum	0	
45	Dahu Park	0	
47	Postal Museum	0	
48	Militray Heros Hotel	0	
49	Nangang Economic and Commercial Park	1	0.0%
50	Taipei Flora Expo	1	0.0%
51	Huashan 1914 Creative Park	2	0.1%
52	Yongkang Street Commercial District	29	0.9%
53	Taipei Arena	1	0.0%
54	Songshan Cultural and Creative Park	4	0.1%
55	Stripping Laos	0	
56	Xiangshan	1	0.0%
57	Daan Forest Park	0	
65	Jou Fen	230	6.9%
66	Tamsui, Fort San Domingo, Old Street and Fishermen's Wharf	204	6.1%
67	Yehliu	314	9.4%
68	Jinguashi	7	0.2%
69	Wulai	13	0.4%
70	Yuanwangkeng Park	0	
71	Shihsanhang Museum of Archaeology	12	0.4%
72	Shenkeng Old Street	11	0.3%
73	Dharma Drum Mountain(Jinshan)	1	0.0%
74	Butian lake	0	
75	Shifen Waterfall	38	1.1%

## # d2g: d2g What tourist spots have you visited on this trip?

Value	Label	Cases	Percentage
76	Yingge Ceramics Museum	1	0.0%
77	Pinxi	30	0.9%
78	Yingge	2	0.1%
79	Sanxia	1	0.0%
80	Ocean World	0	
81	Juming Museum	1	0.0%
82	Pinlin	0	
83	Yun hsien Resort	0	
84	Tianlu Art Center	0	
85	Sanzhi	1	0.0%
86	The Lin Family Mansion and Garden	0	
87	Fulong beach	1	0.0%
88	Linkou	0	
89	Baisha Bay	0	
90	Bitou Cape Park	0	
91	New Taipei City Government Hakka Museum	1	0.0%
92	Formosa Fun Coast	1	0.0%
93	Guanyinshan	0	
94	coastline park	0	
95	Qing Shui Zu shi temple	0	
96	Naptune park	0	
97	Green Bay	0	
98	Longdong South Ocean Park	3	0.1%
99	Temple of Eighteen Deities	0	
100	Teresa Teng Memorail Park (Yun Garden)	1	0.0%
103	GuanDu	0	
104	Sandiaoajiao Cape Lighthouse	0	
105	Jingtong	16	0.5%
106	Houtong	14	0.4%
110	The Northeast Coastal Scienic Area	0	
111	Bisha Fishery Harbor	0	
112	Keelung Port	2	0.1%
113	Jhongjhrng Park	0	
114	Badouzih Coastal Park	0	
115	Hoping Island Coastal Park	0	
116	Valentine Lake Park	0	
117	Ershawan Gun Emplacement	0	
118	Dawulun Gun Emplacemnt	0	
119	National Museum of Marine Science & Technogy	0	
125	Window On China Theme Park	0	
126	Dashi	1	0.0%
127	Shihmen Reservoir	0	
128	Cihu	36	1.1%
129	Zhongli	0	
130	Chung Cheng Aviation Museum	0	

# d2g: d2g What tourist spots have you visited on this trip?			
Value	Label	Cases	Percentage
131	Lala Mountain	0	
132	TaiMall	0	
135	Hsinchu Science Park	0	
136	Nanliao Fishery Harbor	0	
137	Ku Chi Peak	0	
138	Glass Museum	0	
145	Leofoo Village Theme Park	0	
146	Neiwan	0	
147	Beipu	0	
148	Daba Peak	0	
149	Little DingDong Science Theme Park	0	
150	Taian hot Springs	0	
151	Hwataoyao	0	
160	Sanyi Wood Sculpture Museum	0	
161	Lion's Head Mountain	0	
162	Tongxiao Beach Resort	0	
163	West Lake Resortopia	0	
164	Qiding beach resort	0	
165	Flying Cow Ranch	1	0.0%
166	Dahu(Shei-pa National Park)	0	
167	Nanzhuang	0	
170	National Museum of Natural Scinece	1	0.0%
171	Encore Garden	0	
172	Tungshan Amusement Park	0	
173	National Taiwan Museum of Fine Arts	1	0.0%
174	Xinsh	0	
175	Lihpao Land(Yamay Kingdom)	0	
176	Li shan (Pear Mountain)	0	
177	Dasyueshan	1	0.0%
178	Wuling National Forest Recreation Area	0	
179	Tiehchenshan Mountain Recreation Area	0	
180	Daan Beach	0	
181	Taichung County Gaomei Wetlands Wildlife Refuge	2	0.1%
182	Metropolitan Park	0	
183	Dajia	0	
184	Maple Garden	0	
185	Sun Moon Lake	240	7.2%
186	Formosan Aboriginal Culture Village	14	0.4%
187	Cingjing Farm	24	0.7%
188	Xitou	8	0.2%
189	ChungTai Chan Monastery	55	1.6%
190	Jiji	0	
191	Puli	7	0.2%
192	Sing Ling Temple	0	
193	Yushan National Park	0	

## # d2g: d2g What tourist spots have you visited on this trip?

Value	Label	Cases	Percentage
194	Puli Distillery	0	
195	Earthquake Museum of Taiwan	0	
196	Guguan	0	
197	Hehuanshan	1	0.0%
198	Sunlinksea	0	
199	Phoenix Valley Bird Park	0	
200	Checheng train station	1	0.0%
201	Wushe Scenic Area Recreation Area	1	0.0%
202	Shoutian Temple	0	
203	Dongpu Springs	0	
204	Aowanda National Forest Recreation Area	0	
205	Hehuanshan National Forest Recreation Area	0	
206	Lushan Hot Springs	1	0.0%
207	Guangxing Paper Factory	0	
208	Tenshing Kiln Ceramics Cultural Park	0	
215	Lugang Mazu Temple	0	
216	Lugang Folk Arts Museum	1	0.0%
217	Lugang Longshan Temple	1	0.0%
218	Baguashan	1	0.0%
219	Taiwan Folk Village	0	
220	Confucius Temple (Changhua)	0	
221	Lugang trandtional snacks	0	
222	Lugang Old Street	4	0.1%
225	Janfusun Fancyworld Theme Park	0	
226	Beigang Chaotien Temple	0	
227	Caoling	0	
235	Alishan	81	2.4%
236	Fenqihu	1	0.0%
237	Chiayis Farm	0	
238	Dongshih Fishery Harbor	0	
240	Old Fort of Anping (Fort Zeelandia)	9	0.3%
241	Chihkan Tower	23	0.7%
242	Confucius Temple (Tainan)	7	0.2%
243	Koxinga Shrine (Yanping Junwang Temple)	4	0.1%
244	Anping Port National Historical Scenic Area	0	
245	Eternal Fortress	2	0.1%
246	Datianhou Temple (Tainan Grand Matsu Temple)	0	
247	Luermen Tianhou temple	0	
248	Xishu Golden Beach	0	
249	Official God of War Temple (Sacrificial Rites Martial Temple	0	
250	Wufei Temple (Five Consorts Temple)	0	
251	Sicao Dazhong Temple and Gun Emplacement	0	
252	Southern Taiwan Science Park	0	
253	Ten Drum Rentou Creative Park	0	
255	Taiwan Salt Museum	0	

# d2g: d2g What tourist spots have you visited on this trip?			
Value	Label	Cases	Percentage
260	Guanziling	1	0.0%
261	Qigu Birdseeing	0	
262	Wushantou Reservoir Scenic Area	0	
263	Tsengwen Reservoir Scenic Area	0	
264	Dakeng Recreation Farm	0	
265	Tsou-Ma-Lai Farm	0	
270	Love River	34	1.0%
271	Xizi Bay	43	1.3%
272	Lotus Lake	5	0.1%
273	Qijin Seaside Park	7	0.2%
274	Shou Shan(Shou Shan Zoo)	3	0.1%
275	Dragon and Tiger Pagodas	4	0.1%
276	Urban Spotlight	0	
277	Kaohsiung 85 Building	1	0.0%
278	Spring and Autumn Pavilions	2	0.1%
279	Confucius Temple (Kaohsiung )	0	
280	Kaohsiung Port	0	
281	Blue Lagoon Water Theme Park	0	
282	Kaohsiung Museum of History	0	
283	Chijin Mazu Temple	0	
284	National Science and Technology Museum	0	
285	Kaohsiung Museum of Fine Arts	0	
286	Dream Mall	6	0.2%
287	New Juejiang Shopping Area	4	0.1%
288	Gushan Ferry Station	0	
289	Central Park (Kaohsiung)	0	
290	Former British Consulate	3	0.1%
291	Teresa Teng Memorial Hall	1	0.0%
292	EDA World	3	0.1%
293	Pier-2 Art Cneter	1	0.0%
294	Fo Kuang Shan	9	0.3%
295	Cheng Ching Lake	3	0.1%
296	Meinong Hakka Cultural Village	1	0.0%
297	Baolai and Bulao Springs	1	0.0%
298	Maolin National Scenic Area	0	
299	Liugui Service Area	0	
300	Jiaxian	0	
301	Meishan Visitor Center	0	
302	Kaohsiung Farm	0	
303	Tengzhi National Forest Recreation Area	0	
304	Shihba Luohan Shan	0	
305	Sandimen	0	
306	Saijia Service Area (Saijia Aviation Park)	0	
314	Houbihu	7	0.2%
315	Kenting National Park	48	1.4%

## # d2g: d2g What tourist spots have you visited on this trip?

Value	Label	Cases	Percentage
317	National Museum of Marine Biology and Aquarium	1	0.0%
319	Maubitou Park	0	
320	Sichongxi	1	0.0%
321	Jialeshuei Scenic Area	0	
322	Kenting Space Port	4	0.1%
323	Nanwan Beach Recreation Area	0	
324	Dapeng Bay National Scenic Area	0	
325	Kenting Sea Pool	0	
326	Liuqiu (Shiaoliqiu)	0	
327	Sandimen	1	0.0%
328	Chuanfan Rock	19	0.6%
329	Hengchun Ancient City	0	
330	Jiaosi	19	0.6%
331	Tung Shan Science Area	2	0.1%
332	Taipingshan Forest Recreation Area	0	
333	Suao Cold Springs	0	
334	Wufengqi Scenic Area	0	
335	Guishan Island (Turtle Island)	0	
336	Fushan Botanical Garden	0	
337	Toucheng Recreation Farm	0	
338	Nanfangao	1	0.0%
339	Taipingshan National Forest Recreation Area	0	
340	Toucheng Sea Pool	0	
341	Chilan Forest Playground	0	
342	Caoling Historic Trail	0	
343	Wushih Harbor	0	
344	Da River (Daxi) Honeymoon Bay	0	
345	National Center for Traditional Arts	4	0.1%
346	Lanyang Museum	1	0.0%
350	Taroko, Tienhsiang	31	0.9%
351	Hualien Farglory Ocean Park	0	
352	Qixing Lake (Qixingtian)	13	0.4%
353	Amis Cultural Village	0	
354	Liyu (Carp) Lake	1	0.0%
355	Shin Kong Chao Feng Ranch & Resort	0	
356	Ruisui Hongye Springs	0	
357	Xiuguluan River Rafting Area	0	
358	Wenshan Springs	0	
360	National DongHua University	0	
361	Hualien Seaside Park	0	
362	Whale and Dolphine Watching Tour along East Coast	1	0.0%
363	Hualien Sugar Factory	1	0.0%
364	Shitiping	0	
365	Hualien Tzuchi	0	
366	Mataian Wetland Ecological Park	0	



## # d2g: d2g What tourist spots have you visited on this trip?

Value	Label	Cases	Percentage
367	Liushidan Mountain	0	
370	Chihpen	5	0.1%
371	Sanxiantai (Terrace of the Three Immortals)	4	0.1%
372	Lyudao ( Green Island )	0	
373	Baxian Cave (Baxiandong)	2	0.1%
374	Xiaoyeliu (Jialulan)	0	
375	Beinan Cultural Park	0	
376	Guanshan Water Park	0	
377	Chulu Pasture	1	0.0%
378	Taitung Veterans Farm	0	
379	Lanyu (Orchid Island)	0	
380	National Museum of Prehistory	0	
381	Chengkong Harbor	0	
382	Water Running Up	1	0.0%
383	Dulan Mountain	0	
385	Penghu National Scenic Area	0	
386	Jibei Island	0	
387	Qimei Island	0	
390	Cihu (Kinmen)	0	
391	Kinmen National Park	1	0.0%
392	Taoshan	0	
393	Guniungtou War Museum	0	
394	Kinmen Folk Culture Village	0	
395	Juguang Tower	0	
396	Taiwu Mountain	0	
397	Kinmen Liquor Factory	0	
398	Wujiang River Estuary	0	
399	Sun Yat-sen Memorial Forest	0	
405	Qinbi Village	0	
406	Bishan Sightseeing Platform	0	
801	Shilin Night Market	61	1.8%
802	Huaxi Street (Snake Alley) Night Market	5	0.1%
803	Raohe Street Night Market	22	0.7%
804	Shida Night Market	26	0.8%
805	Linjiang St. Night Market	1	0.0%
806	Gongguan Night Market	4	0.1%
807	Dihua Street Night Market	2	0.1%
808	Ninxia Night Market	35	1.0%
809	Nanjichang Night Market	0	
810	Jingmei Night Market	0	
811	Liaoning Street Night Market	0	
812	Yansan Night Market	0	
813	Other Night Markets in Taipei City	0	
815	Lehua Night Market	0	
816	Banciao Nanya Night Market	0	

## # d2g: d2g What tourist spots have you visited on this trip?

Value	Label	Cases	Percentage
817	Sinjhuang Night Market	0	
818	Jhonghe Singnan Night Market	0	
819	Fuda Garden Night Market	1	0.0%
820	Other Night Markets in New Taipei City	1	0.0%
825	Miaoko Night Market	1	0.0%
826	Other Night Markets in Keelung City	0	
830	Jhongli Sinmin Night Market	0	
831	Taoyuan Tourist Night Market	0	
832	Other Night Markets in Taoyuan County	0	
834	Chenghuang Temple Night Market	1	0.0%
835	Other Night Markets in Hsinchu City	0	
838	Other Night Markets in Hsinchu County	1	0.0%
840	Other Night Markets in Miaoli County	0	
843	Fongjia Night Market	3	0.1%
844	Jhonghua Night Market	2	0.1%
845	Yizhong Street Night Market	9	0.3%
846	Other Night Markets in Taichung City	2	0.1%
849	Other Night Market in Nantou County	0	
851	Other Night Markets in Changhua County	0	
853	Other Night Markets in Yunlin County	0	
855	Wenhua Rd. Night Market	0	
856	Other Night Markets in Chiayi City	0	
858	Other Night Markets in Chiayi County	0	
860	Siaobei Night Market	0	
861	Huayuan Night Market in Tainan City	2	0.1%
862	Other Night Markets in Tainan City	1	0.0%
863	Other Night Markets in Tainan City	0	
865	Liuhe Night Market	7	0.2%
866	Sinsing Night Market	0	
867	Rueifong Night Market	2	0.1%
868	Jin-Zuan Night Market	1	0.0%
869	Kaisyuan Night Market	1	0.0%
870	Other Night Markets in Kaohsiung City	0	
871	Minzu Rd. Night Market	0	
872	Other Night Markets in Pingtung County	0	
874	Luodong Night Market	2	0.1%
875	Other Night Markets in Yilan County	0	
877	Nanbin Night Market	0	
878	Ziqiang Night Market	4	0.1%
879	Huayuan Night Market in Hualien County	0	
880	Other Night Markets in Taitung County	0	
883	Other Night Markets in Penghu County	0	
885	Other Night Markets in Kinmen County	0	
Sysmiss		2686	

Warning: these figures indicate the number of cases found in the data file. They cannot be interpreted as summary statistics of the population of interest.

# d2h: d2h What tourist spots have you visited on this trip?			
Information		[Type= discrete] [Format=numeric] [Range= 1-885] [Missing=*]	
Statistics [NW/ W]		[Valid=2942 /-] [Invalid=3091 /-]	
Value	Label	Cases	Percentage
1	Taipei 101	21	<div><div></div></div> 0.7%
2	National Palace Museum	14	<div><div></div></div> 0.5%
3	Chiang Kaishek Memorial Hall	35	<div><div></div></div> 1.2%
4	Xinyi Shopping Distric	24	<div><div></div></div> 0.8%
5	Xiemending	78	<div><div></div></div> 2.7%
6	Taipe Martyr's Shrine	3	<div><div></div></div> 0.1%
7	The Estern Distristic of Taipei	16	<div><div></div></div> 0.5%
8	Long Shan Temple	20	<div><div></div></div> 0.7%
9	Yangmingshan National Park	13	<div><div></div></div> 0.4%
10	Beitou	47	<div><div></div></div> 1.6%
11	Taipei main station shopping area	23	<div><div></div></div> 0.8%
12	Office of the President Republic of China (Taiwan)	61	<div><div></div></div> 2.1%
13	Mucha Maokong	24	<div><div></div></div> 0.8%
14	Taipei Zoo	15	<div><div></div></div> 0.5%
15	Taipei Matro Mall	1	<div><div></div></div> 0.0%
16	Wufenpu Fashion Area	10	<div><div></div></div> 0.3%
17	Miramar Ferris wheel	4	<div><div></div></div> 0.1%
18	Sun yatsen Memorail Hall	46	<div><div></div></div> 1.6%
19	Hsing Tian Kong (Xingtian Temple )	22	<div><div></div></div> 0.7%
20	Guanghua 3C Mall	0	
21	Taipei Fine Art Museum	1	<div><div></div></div> 0.0%
22	Yuanshan	6	<div><div></div></div> 0.2%
23	Taipei Confucius Temple	2	<div><div></div></div> 0.1%
24	Chiang Kaishek's Shihlin Residence	179	<div><div></div></div> 6.1%
25	the Redhouse theater	0	
26	Tianmu	0	
27	Dalongdong Baoan Temple	0	
28	228 Peace Memorial Park	1	<div><div></div></div> 0.0%
29	SPOT Taipei Film House	0	
30	National Museum of History	1	<div><div></div></div> 0.0%
31	Museum of Contemporary Art, Taipei	1	<div><div></div></div> 0.0%
32	Jianguo Flower and Jade Market	0	
33	Taipei Children's Recreation Center	0	
34	Taipei Children's Museum of Transportation and Communication	1	<div><div></div></div> 0.0%
35	Taiwan Handcraft Promotion Center	0	
36	Shung Ye Museum of Formosan Aborigines	0	
37	Miniatures Museum of Taiwan	0	
38	Haujiang Waterfowl Nature Park	0	
40	Chinese Culture and Movie Center	0	
41	Taipei Botanical Garden	0	
42	Taipei Astronomical Museum	1	<div><div></div></div> 0.0%
43	Lin An Tai Historical House & Museum	0	
45	Dahu Park	0	

# d2h: d2h What tourist spots have you visited on this trip?			
Value	Label	Cases	Percentage
47	Postal Museum	0	
48	Militray Heros Hotel	0	
49	Nangang Economic and Commercial Park	0	
50	Taipei Flora Expo	0	
51	Huashan 1914 Creative Park	2	0.1%
52	Yongkang Street Commercial District	32	1.1%
53	Taipei Arena	0	
54	Songshan Cultural and Creative Park	2	0.1%
55	Stripping Laos	0	
56	Xiangshan	1	0.0%
57	Daan Forest Park	0	
65	Jou Fen	151	5.1%
66	Tamsui, Fort San Domingo, Old Street and Fishermen's Wharf	196	6.7%
67	Yehliu	303	10.3%
68	Jinguashi	10	0.3%
69	Wulai	8	0.3%
70	Yuanwangkeng Park	0	
71	Shihsanhang Museum of Archaeology	5	0.2%
72	Shenkeng Old Street	10	0.3%
73	Dharma Drum Mountain(Jinshan)	4	0.1%
74	Butian lake	0	
75	Shifen Waterfall	42	1.4%
76	Yingge Ceramics Museum	1	0.0%
77	Pinxi	24	0.8%
78	Yingge	3	0.1%
79	Sanxia	0	
80	Ocean World	0	
81	Juming Museum	0	
82	Pinlin	0	
83	Yun hsien Resort	0	
84	Tianlu Art Center	2	0.1%
85	Sanzhi	0	
86	The Lin Family Mansion and Garden	1	0.0%
87	Fulong beach	0	
88	Linkou	0	
89	Baisha Bay	0	
90	Bitou Cape Park	0	
91	New Taipei City Government Hakka Museum	0	
92	Formosa Fun Coast	0	
93	Guanyinshan	1	0.0%
94	coastline park	0	
95	Qing Shui Zu shi temple	0	
96	Naptune park	0	
97	Green Bay	0	
98	Longdong South Ocean Park	0	

## # d2h: d2h What tourist spots have you visited on this trip?

Value	Label	Cases	Percentage
99	Temple of Eighteen Deities	0	
100	Teresa Teng Memorail Park (Yun Garden)	0	
103	GuanDu	0	
104	SandiaoJiao Cape Lighthouse	0	
105	Jingtong	13	0.4%
106	Houtong	13	0.4%
110	The Northeast Coastal Scienic Area	1	0.0%
111	Bisha Fishery Harbor	0	
112	Keelung Port	1	0.0%
113	Jhongjhrng Park	1	0.0%
114	BadouziH Coastal Park	0	
115	Hoping Island Coastal Park	0	
116	Valentine Lake Park	0	
117	Ershawan Gun Emplacement	0	
118	Dawulun Gun Emplacement	0	
119	National Museum of Marine Science & Technogy	0	
125	Window On China Theme Park	3	0.1%
126	Dashi	1	0.0%
127	Shihmen Reservoir	1	0.0%
128	Cihu	61	2.1%
129	Zhongli	1	0.0%
130	Chung Cheng Aviation Museum	1	0.0%
131	Lala Mountain	0	
132	TaiMall	0	
135	Hsinchu Science Park	0	
136	Nanliao Fishery Harbor	0	
137	Ku Chi Peak	0	
138	Glass Museum	0	
145	Leofoo Village Theme Park	4	0.1%
146	Neiwan	0	
147	Beipu	0	
148	Daba Peak	0	
149	Little DingDong Science Theme Park	0	
150	Taian hot Springs	0	
151	Hwataoyao	0	
160	Sanyi Wood Sculpture Museum	1	0.0%
161	Lion's Head Mountain	0	
162	Tongxiao Beach Resort	0	
163	West Lake Resortopia	0	
164	Qiding beach resort	0	
165	Flying Cow Ranch	1	0.0%
166	Dahu(Shei-pa National Park)	1	0.0%
167	Nanzhuang	0	
170	National Museum of Natural Scinece	0	
171	Encore Garden	0	

## # d2h: d2h What tourist spots have you visited on this trip?

Value	Label	Cases	Percentage
172	Tungshan Amusement Park	0	
173	National Taiwan Museum of Fine Arts	1	0.0%
174	Xinsh	2	0.1%
175	Lihpao Land(Yamay Kingdom)	0	
176	Li shan (Pear Mountain)	0	
177	Dasyueshan	0	
178	Wuling National Forest Recreation Area	0	
179	Tiehchenshan Mountain Recreation Area	0	
180	Daan Beach	0	
181	Taichung County Gaomei Wetlands Wildlife Refuge	2	0.1%
182	Metropolitan Park	0	
183	Dajia	0	
184	Maple Garden	0	
185	Sun Moon Lake	351	11.9%
186	Formosan Aboriginal Culture Village	16	0.5%
187	Cingjing Farm	20	0.7%
188	Xitou	5	0.2%
189	ChungTai Chan Monastery	153	5.2%
190	Jiji	1	0.0%
191	Puli	8	0.3%
192	Sing Ling Temple	0	
193	Yushan National Park	0	
194	Puli Distillery	0	
195	Earthquake Museum of Taiwan	0	
196	Guguan	0	
197	Hehuanshan	2	0.1%
198	Sunlinksea	0	
199	Phoenix Valley Bird Park	1	0.0%
200	Checheng train station	0	
201	Wushe Scenic Area Recreation Area	0	
202	Shoutian Temple	0	
203	Dongpu Springs	0	
204	Aowanda National Forest Recreation Area	0	
205	Hehuanshan National Forest Recreation Area	0	
206	Lushan Hot Springs	1	0.0%
207	Guangxing Paper Factory	0	
208	Tenshing Kiln Ceramics Cultural Park	0	
215	Lugang Mazu Temple	0	
216	Lugang Folk Arts Museum	0	
217	Lugang Longshan Temple	0	
218	Baguashan	1	0.0%
219	Taiwan Folk Village	0	
220	Confucius Temple (Changhua)	0	
221	Lugang trandtional snacks	0	
222	Lugang Old Street	4	0.1%

# d2h: d2h What tourist spots have you visited on this trip?			
Value	Label	Cases	Percentage
225	Janfusun Fancyworld Theme Park	0	
226	Beigang Chaotien Temple	1	0.0%
227	Caoling	0	
235	Alishan	150	5.1%
236	Fenqihu	0	
237	Chiayis Farm	0	
238	Dongshih Fishery Harbor	0	
240	Old Fort of Anping (Fort Zeelandia)	21	0.7%
241	Chihkan Tower	15	0.5%
242	Confucius Temple (Tainan)	5	0.2%
243	Koxinga Shrine (Yanping Junwang Temple)	4	0.1%
244	Anping Port National Historical Scenic Area	2	0.1%
245	Eternal Fortress	5	0.2%
246	Datianhou Temple (Tainan Grand Matsu Temple)	0	
247	Luermen Tianhou temple	0	
248	Xishu Golden Beach	0	
249	Official God of War Temple (Sacrificial Rites Martial Temple	0	
250	Wufei Temple (Five Consorts Temple)	0	
251	Sicao Dazhong Temple and Gun Emplacement	0	
252	Southern Taiwan Science Park	0	
253	Ten Drum Rentou Creative Park	0	
255	Taiwan Salt Museum	0	
260	Guanziling	0	
261	Qigu Birdseeing	0	
262	Wushantou Reservoir Scenic Area	0	
263	Tsengwen Reservoir Scenic Area	0	
264	Dakeng Recreation Farm	0	
265	Tsou-Ma-Lai Farm	0	
270	Love River	55	1.9%
271	Xizi Bay	55	1.9%
272	Lotus Lake	24	0.8%
273	Qijin Seaside Park	6	0.2%
274	Shou Shan(Shou Shan Zoo)	2	0.1%
275	Dragon and Tiger Pagodas	5	0.2%
276	Urban Spotlight	0	
277	Kaohsiung 85 Building	0	
278	Spring and Autumn Pavilions	0	
279	Confucius Temple (Kaohsiung )	2	0.1%
280	Kaohsiung Port	0	
281	Blue Lagoon Water Theme Park	1	0.0%
282	Kaohsiung Museum of History	0	
283	Chijin Mazu Temple	0	
284	National Science and Technology Museum	0	
285	Kaohsiung Museum of Fine Arts	0	
286	Dream Mall	12	0.4%

## # d2h: d2h What tourist spots have you visited on this trip?

Value	Label	Cases	Percentage
287	New Juejiang Shopping Area	1	0.0%
288	Gushan Ferry Station	0	
289	Central Park (Kaohsiung)	1	0.0%
290	Former British Consulate	0	
291	Teresa Teng Memorial Hall	1	0.0%
292	EDA World	2	0.1%
293	Pier-2 Art Cneter	1	0.0%
294	Fo Kuang Shan	5	0.2%
295	Cheng Ching Lake	10	0.3%
296	Meinong Hakka Cultural Village	0	
297	Baolai and Bulao Springs	0	
298	Maolin National Scenic Area	0	
299	Liugui Service Area	0	
300	Jiaxian	0	
301	Meishan Visitor Center	0	
302	Kaohsiung Farm	0	
303	Tengzhi National Forest Recreation Area	0	
304	Shihba Luohan Shan	0	
305	Sandimen	0	
306	Saijia Service Area (Saijia Aviation Park)	0	
314	Houbihu	2	0.1%
315	Kenting National Park	68	2.3%
317	National Museum of Marine Biology and Aquarium	3	0.1%
319	Maubitou Park	1	0.0%
320	Sichongxi	0	
321	Jialeshuei Scenic Area	0	
322	Kenting Space Port	2	0.1%
323	Nanwan Beach Recreation Area	0	
324	Dapeng Bay National Scenic Area	0	
325	Kenting Sea Pool	0	
326	Liuqiu (Shiaoliuqiu)	0	
327	Sandimen	2	0.1%
328	Chuanfan Rock	20	0.7%
329	Hengchun Ancient City	0	
330	Jiaosi	12	0.4%
331	Tung Shan Science Area	1	0.0%
332	Taipingshan Forest Recreation Area	0	
333	Suao Cold Springs	3	0.1%
334	Wufengqi Scenic Area	0	
335	Guishan Island (Turtle Island)	0	
336	Fushan Botanical Garden	0	
337	Toucheng Recreation Farm	0	
338	Nanfangao	1	0.0%
339	Taipingshan National Forest Recreation Area	0	
340	Toucheng Sea Pool	0	



## # d2h: d2h What tourist spots have you visited on this trip?

Value	Label	Cases	Percentage
341	Chilan Forest Playground	0	
342	Caoling Historic Trail	1	0.0%
343	Wushih Harbor	0	
344	Da River (Daxi) Honeymoon Bay	0	
345	National Center for Traditional Arts	2	0.1%
346	Lanyang Museum	2	0.1%
350	Taroko, Tienhsiang	43	1.5%
351	Hualien Farglory Ocean Park	1	0.0%
352	Qixing Lake (Qixingtang)	23	0.8%
353	Amis Cultural Village	1	0.0%
354	Liyu (Carp) Lake	0	
355	Shin Kong Chao Feng Ranch & Resort	0	
356	Ruisui Hongye Springs	1	0.0%
357	Xiuguluan River Rafting Area	0	
358	Wenshan Springs	0	
360	National DongHua University	1	0.0%
361	Hualien Seaside Park	0	
362	Whale and Dolphine Watching Tour along East Coast	0	
363	Hualien Sugar Factory	1	0.0%
364	Shitiping	0	
365	Hualien Tzuchi	0	
366	Mataian Wetland Ecological Park	0	
367	Liushidan Mountain	0	
370	Chihpen	4	0.1%
371	Sanxiantai (Terrace of the Three Immortals)	0	
372	Lyudao ( Green Island )	1	0.0%
373	Baxian Cave (Baxiandong)	4	0.1%
374	Xiaoyeliu (Jialulan)	0	
375	Beinan Cultural Park	0	
376	Guanshan Water Park	0	
377	Chulu Pasture	0	
378	Taitung Veterans Farm	0	
379	Lanyu (Orchid Island)	0	
380	National Museum of Prehistory	0	
381	Chengkong Harbor	0	
382	Water Running Up	1	0.0%
383	Dulan Mountain	0	
385	Penghu National Scenic Area	0	
386	Jibei Island	0	
387	Qimei Island	0	
390	Cihu (Kinmen)	0	
391	Kinmen National Park	0	
392	Taoshan	0	
393	Guniungtou War Museum	0	
394	Kinmen Folk Culture Village	0	

## # d2h: d2h What tourist spots have you visited on this trip?

Value	Label	Cases	Percentage
395	Juguang Tower	0	
396	Taiwu Mountain	0	
397	Kinmen Liquor Factory	0	
398	Wujiang River Estuary	0	
399	Sun Yat-sen Memorial Forest	0	
405	Qinbi Village	0	
406	Bishan Sightseeing Platform	0	
801	Shilin Night Market	84	2.9%
802	Huaxi Street (Snake Alley) Night Market	12	0.4%
803	Raohe Street Night Market	16	0.5%
804	Shida Night Market	32	1.1%
805	Linjiang St. Night Market	2	0.1%
806	Gongguan Night Market	3	0.1%
807	Dihua Street Night Market	0	
808	Ninxia Night Market	28	1.0%
809	Nanjichang Night Market	0	
810	Jingmei Night Market	0	
811	Liaoning Street Night Market	2	0.1%
812	Yansan Night Market	0	
813	Other Night Markets in Taipei City	1	0.0%
815	Lehua Night Market	0	
816	Banciao Nanya Night Market	0	
817	Sinjhuang Night Market	0	
818	Jhonghe Singnan Night Market	0	
819	Fuda Garden Night Market	0	
820	Other Night Markets in New Taipei City	0	
825	Miaoko Night Market	7	0.2%
826	Other Night Markets in Keelung City	0	
830	Jhongli Sinmin Night Market	0	
831	Taoyuan Tourist Night Market	0	
832	Other Night Markets in Taoyuan County	0	
834	Chenghuang Temple Night Market	0	
835	Other Night Markets in Hsinchu City	0	
838	Other Night Markets in Hsinchu County	0	
840	Other Night Markets in Miaoli County	0	
843	Fongjia Night Market	5	0.2%
844	Jhonghua Night Market	0	
845	Yizhong Street Night Market	3	0.1%
846	Other Night Markets in Taichung City	1	0.0%
849	Other Night Market in Nantou County	0	
851	Other Night Markets in Changhua County	0	
853	Other Night Markets in Yunlin County	0	
855	Wenhua Rd. Night Market	0	
856	Other Night Markets in Chiayi City	0	
858	Other Night Markets in Chiayi County	0	

# d2h: d2h What tourist spots have you visited on this trip?			
Value	Label	Cases	Percentage
860	Siaobei Night Market	0	
861	Huayuan Night Market in Tainan City	0	
862	Other Night Markets in Tainan City	2	0.1%
863	Other Night Markets in Tainan City	0	
865	Liuhe Night Market	13	0.4%
866	Sinsing Night Market	0	
867	Rueifong Night Market	1	0.0%
868	Jin-Zuan Night Market	1	0.0%
869	Kaisyuan Night Market	0	
870	Other Night Markets in Kaohsiung City	1	0.0%
871	Minzu Rd. Night Market	0	
872	Other Night Markets in Pingtung County	0	
874	Luodong Night Market	0	
875	Other Night Markets in Yilan County	0	
877	Nanbin Night Market	0	
878	Ziqiang Night Market	1	0.0%
879	Huayuan Night Market in Hualien County	0	
880	Other Night Markets in Taitung County	0	
883	Other Night Markets in Penghu County	0	
885	Other Night Markets in Kinmen County	0	
Sysmiss		3091	
Warning: these figures indicate the number of cases found in the data file. They cannot be interpreted as summary statistics of the population of interest.			
# d2i: d2i What tourist spots have you visited on this trip?			
Information	[Type= discrete] [Format=numeric] [Range= 1-885] [Missing=*]		
Statistics [NW/ W]	[Valid=2570 /-] [Invalid=3463 /-]		
Value	Label	Cases	Percentage
1	Taipei 101	17	0.7%
2	National Palace Museum	22	0.9%
3	Chiang Kaishek Memorial Hall	8	0.3%
4	Xinyi Shopping Distric	11	0.4%
5	Xiemending	60	2.3%
6	Taipe Martyr's Shrine	0	
7	The Estern Distristic of Taipei	14	0.5%
8	Long Shan Temple	10	0.4%
9	Yangmingshan National Park	13	0.5%
10	Beitou	31	1.2%
11	Taipei main station shopping area	17	0.7%
12	Office of the President Republic of China (Taiwan)	15	0.6%
13	Mucha Maokong	17	0.7%
14	Taipei Zoo	16	0.6%
15	Taipei Matro Mall	4	0.2%
16	Wufenpu Fashion Area	6	0.2%
17	Miramar Ferris wheel	10	0.4%
18	Sun yatsen Memorail Hall	32	1.2%

# d2i: d2i What tourist spots have you visited on this trip?			
Value	Label	Cases	Percentage
19	Hsing Tian Kong (Xingtian Temple )	3	0.1%
20	Guanghua 3C Mall	0	
21	Taipei Fine Art Museum	0	
22	Yuanshan	2	0.1%
23	Taipei Confucius Temple	0	
24	Chiang Kaishek's Shihlin Residence	49	1.9%
25	the Redhouse theater	0	
26	Tianmu	0	
27	Dalongdong Baoan Temple	0	
28	228 Peace Memorial Park	0	
29	SPOT Taipei Film House	0	
30	National Museum of History	1	0.0%
31	Museum of Contemporary Art, Taipei	0	
32	Jianguo Flower and Jade Market	1	0.0%
33	Taipei Children's Recreation Center	0	
34	Taipei Children's Museum of Transportation and Communication	0	
35	Taiwan Handcraft Promotion Center	0	
36	Shung Ye Museum of Formosan Aborigines	0	
37	Miniatures Museum of Taiwan	0	
38	Haujiang Waterfowl Nature Park	0	
40	Chinese Culture and Movie Center	0	
41	Taipei Botanical Garden	0	
42	Taipei Astronomical Museum	0	
43	Lin An Tai Historical House & Museum	0	
45	Dahu Park	0	
47	Postal Museum	0	
48	Militray Heros Hotel	0	
49	Nangang Economic and Commercial Park	0	
50	Taipei Flora Expo	0	
51	Huashan 1914 Creative Park	1	0.0%
52	Yongkang Street Commercial District	17	0.7%
53	Taipei Arena	0	
54	Songshan Cultural and Creative Park	2	0.1%
55	Stripping Laos	0	
56	Xiangshan	4	0.2%
57	Daan Forest Park	1	0.0%
65	Jou Fen	85	3.3%
66	Tamsui, Fort San Domingo, Old Street and Fishermen's Wharf	116	4.5%
67	Yehliu	164	6.4%
68	Jinguashi	5	0.2%
69	Wulai	3	0.1%
70	Yuanwangkeng Park	0	
71	Shihsanhang Museum of Archaeology	4	0.2%
72	Shenkeng Old Street	13	0.5%
73	Dharma Drum Mountain(Jinshan)	2	0.1%

### # d2i: d2i What tourist spots have you visited on this trip?

Value	Label	Cases	Percentage
74	Butian lake	0	
75	Shifen Waterfall	23	<div></div> 0.9%
76	Yingge Ceramics Museum	0	
77	Pinxi	15	<div></div> 0.6%
78	Yingge	2	<div></div> 0.1%
79	Sanxia	3	<div></div> 0.1%
80	Ocean World	0	
81	Juming Museum	0	
82	Pinlin	0	
83	Yun hsien Resort	0	
84	Tianlu Art Center	2	<div></div> 0.1%
85	Sanzhi	0	
86	The Lin Family Mansion and Garden	0	
87	Fulong beach	0	
88	Linkou	0	
89	Baisha Bay	0	
90	Bitou Cape Park	0	
91	New Taipei City Government Hakka Museum	0	
92	Formosa Fun Coast	0	
93	Guanyinshan	1	<div></div> 0.0%
94	coastline park	0	
95	Qing Shui Zu shi temple	0	
96	Naptune park	0	
97	Green Bay	0	
98	Longdong South Ocean Park	0	
99	Temple of Eighteen Deities	0	
100	Teresa Teng Memorail Park (Yun Garden)	0	
103	GuanDu	0	
104	Sandiaojiao Cape Lighthouse	0	
105	Jingtong	12	<div></div> 0.5%
106	Houtong	13	<div></div> 0.5%
110	The Northeast Coastal Scienic Area	0	
111	Bisha Fishery Harbor	0	
112	Keelung Port	1	<div></div> 0.0%
113	Jhongjhrng Park	0	
114	Badouzi Coastal Park	0	
115	Hoping Island Coastal Park	0	
116	Valentine Lake Park	0	
117	Ershawan Gun Emplacement	0	
118	Dawulun Gun Emplacememt	0	
119	National Museum of Marine Science & Technogy	0	
125	Window On China Theme Park	2	<div></div> 0.1%
126	Dashi	2	<div></div> 0.1%
127	Shihmen Reservoir	0	
128	Cihu	69	<div></div> 2.7%

## # d2i: d2i What tourist spots have you visited on this trip?

Value	Label	Cases	Percentage
129	Zhongli	0	
130	Chung Cheng Aviation Museum	1	0.0%
131	Lala Mountain	0	
132	TaiMall	1	0.0%
135	Hsinchu Science Park	0	
136	Nanliao Fishery Harbor	1	0.0%
137	Ku Chi Peak	0	
138	Glass Museum	0	
145	Leofoo Village Theme Park	8	0.3%
146	Neiwan	0	
147	Beipu	0	
148	Daba Peak	0	
149	Little DingDong Science Theme Park	0	
150	Taian hot Springs	0	
151	Hwataoyao	0	
160	Sanyi Wood Sculpture Museum	0	
161	Lion's Head Mountain	0	
162	Tongxiao Beach Resort	0	
163	West Lake Resortopia	0	
164	Qiding beach resort	0	
165	Flying Cow Ranch	0	
166	Dahu(Shei-pa National Park)	0	
167	Nanzhuang	0	
170	National Museum of Natural Scinece	1	0.0%
171	Encore Garden	0	
172	Tungshan Amusement Park	0	
173	National Taiwan Museum of Fine Arts	1	0.0%
174	Xinsh	4	0.2%
175	Lihpao Land(Yamay Kingdom)	0	
176	Li shan (Pear Mountain)	0	
177	Dasyueshan	0	
178	Wuling National Forest Recreation Area	0	
179	Tiehchenshan Mountain Recreation Area	0	
180	Daan Beach	0	
181	Taichung County Gaomei Wetlands Wildlife Refuge	0	
182	Metropolitan Park	0	
183	Dajia	0	
184	Maple Garden	0	
185	Sun Moon Lake	289	11.2%
186	Formosan Aboriginal Culture Village	20	0.8%
187	Cingjing Farm	28	1.1%
188	Xitou	11	0.4%
189	ChungTai Chan Monastery	240	9.3%
190	Jiji	1	0.0%
191	Puli	9	0.4%

## # d2i: d2i What tourist spots have you visited on this trip?

Value	Label	Cases	Percentage
192	Sing Ling Temple	0	
193	Yushan National Park	0	
194	Puli Distillery	0	
195	Earthquake Museum of Taiwan	0	
196	Guguan	1	0.0%
197	Hehuanshan	3	0.1%
198	Sunlinksea	0	
199	Phoenix Valley Bird Park	0	
200	Checheng train station	0	
201	Wushe Scenic Area Recreation Area	0	
202	Shoutian Temple	0	
203	Dongpu Springs	0	
204	Aowanda National Forest Recreation Area	0	
205	Hehuanshan National Forest Recreation Area	0	
206	Lushan Hot Springs	2	0.1%
207	Guangxing Paper Factory	0	
208	Tenshing Kiln Ceramics Cultural Park	0	
215	Lugang Mazu Temple	0	
216	Lugang Folk Arts Museum	0	
217	Lugang Longshan Temple	0	
218	Baguashan	0	
219	Taiwan Folk Village	0	
220	Confucius Temple (Changhua)	0	
221	Lugang tranditional snacks	0	
222	Lugang Old Street	1	0.0%
225	Janfusun Fancyworld Theme Park	0	
226	Beigang Chaotien Temple	0	
227	Caoling	0	
235	Alishan	234	9.1%
236	Fenqihu	0	
237	Chiayis Farm	0	
238	Dongshih Fishery Harbor	0	
240	Old Fort of Anping (Fort Zeelandia)	20	0.8%
241	Chihkan Tower	17	0.7%
242	Confucius Temple (Tainan)	14	0.5%
243	Koxinga Shrine (Yanping Junwang Temple)	3	0.1%
244	Anping Port National Historical Scenic Area	1	0.0%
245	Eternal Fortress	4	0.2%
246	Datianhou Temple (Tainan Grand Matsu Temple)	0	
247	Luermen Tianhou temple	0	
248	Xishu Golden Beach	0	
249	Official God of War Temple (Sacrificial Rites Martial Temple)	0	
250	Wufei Temple (Five Consorts Temple)	0	
251	Sicao Dazhong Temple and Gun Emplacement	0	
252	Southern Taiwan Science Park	0	

## # d2i: d2i What tourist spots have you visited on this trip?

Value	Label	Cases	Percentage
253	Ten Drum Rentou Creative Park	0	
255	Taiwan Salt Museum	0	
260	Guanziling	0	
261	Qigu Birdseeing	0	
262	Wushantou Reservoir Scenic Area	0	
263	Tsengwen Reservoir Scenic Area	0	
264	Dakeng Recreation Farm	0	
265	Tsou-Ma-Lai Farm	1	0.0%
270	Love River	95	3.7%
271	Xizi Bay	124	4.8%
272	Lotus Lake	22	0.9%
273	Qijin Seaside Park	11	0.4%
274	Shou Shan(Shou Shan Zoo)	5	0.2%
275	Dragon and Tiger Pagodas	2	0.1%
276	Urban Spotlight	0	
277	Kaohsiung 85 Building	2	0.1%
278	Spring and Autumn Pavilions	0	
279	Confucius Temple (Kaohsiung )	5	0.2%
280	Kaohsiung Port	0	
281	Blue Lagoon Water Theme Park	0	
282	Kaohsiung Museum of History	0	
283	Chijin Mazu Temple	0	
284	National Science and Technology Museum	0	
285	Kaohsiung Museum of Fine Arts	0	
286	Dream Mall	5	0.2%
287	New Juejiang Shopping Area	1	0.0%
288	Gushan Ferry Station	0	
289	Central Park (Kaohsiung)	1	0.0%
290	Former British Consulate	1	0.0%
291	Teresa Teng Memorial Hall	11	0.4%
292	EDA World	0	
293	Pier-2 Art Cneter	0	
294	Fo Kuang Shan	4	0.2%
295	Cheng Ching Lake	17	0.7%
296	Meinong Hakka Cultural Village	2	0.1%
297	Baolai and Bulao Springs	2	0.1%
298	Maolin National Scenic Area	0	
299	Liugui Service Area	0	
300	Jiaxian	0	
301	Meishan Visitor Center	0	
302	Kaohsiung Farm	0	
303	Tengzhi National Forest Recreation Area	0	
304	Shihba Luohan Shan	0	
305	Sandimen	0	
306	Saijia Service Area (Saijia Aviation Park)	0	



## # d2i: d2i What tourist spots have you visited on this trip?

Value	Label	Cases	Percentage
314	Houbihu	1	0.0%
315	Kenting National Park	62	2.4%
317	National Museum of Marine Biology and Aquarium	4	0.2%
319	Maubitou Park	0	
320	Sichongxi	1	0.0%
321	Jialeshuei Scenic Area	0	
322	Kenting Space Port	3	0.1%
323	Nanwan Beach Recreation Area	0	
324	Dapeng Bay National Scenic Area	0	
325	Kenting Sea Pool	1	0.0%
326	Liuqiu (Shiaoliuqiu)	0	
327	Sandimen	1	0.0%
328	Chuanfan Rock	29	1.1%
329	Hengchun Ancient City	0	
330	Jiaosi	11	0.4%
331	Tung Shan Science Area	0	
332	Taipingshan Forest Recreation Area	0	
333	Suao Cold Springs	0	
334	Wufengqi Scenic Area	0	
335	Guishan Island (Turtle Island)	1	0.0%
336	Fushan Botanical Garden	0	
337	Toucheng Recreation Farm	1	0.0%
338	Nanfangao	5	0.2%
339	Taipingshan National Forest Recreation Area	0	
340	Toucheng Sea Pool	0	
341	Chilan Forest Playground	0	
342	Caoling Historic Trail	0	
343	Wushih Harbor	0	
344	Da River (Daxi) Honeymoon Bay	0	
345	National Center for Traditional Arts	3	0.1%
346	Lanyang Museum	1	0.0%
350	Taroko, Tienhsiang	56	2.2%
351	Hualien Farglory Ocean Park	0	
352	Qixing Lake (Qixingtai)	28	1.1%
353	Amis Cultural Village	0	
354	Liyu (Carp) Lake	0	
355	Shin Kong Chao Feng Ranch & Resort	2	0.1%
356	Ruisui Hongye Springs	3	0.1%
357	Xiuguluan River Rafting Area	0	
358	Wenshan Springs	0	
360	National DongHua University	0	
361	Hualien Seaside Park	0	
362	Whale and Dolphin Watching Tour along East Coast	1	0.0%
363	Hualien Sugar Factory	1	0.0%
364	Shitiping	0	

# d2i: d2i What tourist spots have you visited on this trip?			
Value	Label	Cases	Percentage
365	Hualien Tzuchi	0	
366	Mataian Wetland Ecological Park	0	
367	Liushidan Mountain	0	
370	Chihpen	4	0.2%
371	Sanxiantai (Terrace of the Three Immortals)	6	0.2%
372	Lyudao ( Green Island )	0	
373	Baxian Cave (Baxiandong)	3	0.1%
374	Xiaoyeliu (Jialulan)	0	
375	Beinan Cultural Park	0	
376	Guanshan Water Park	0	
377	Chulu Pasture	0	
378	Taitung Veterans Farm	0	
379	Lanyu (Orchid Island)	0	
380	National Museum of Prehistory	0	
381	Chengkong Harbor	0	
382	Water Running Up	3	0.1%
383	Dulan Mountain	0	
385	Penghu National Scenic Area	0	
386	Jibei Island	0	
387	Qimei Island	0	
390	Cihu (Kinmen)	0	
391	Kinmen National Park	0	
392	Taoshan	0	
393	Guniungtou War Museum	1	0.0%
394	Kinmen Folk Culture Village	0	
395	Juguang Tower	0	
396	Taiwu Mountain	0	
397	Kinmen Liquor Factory	0	
398	Wujiang River Estuary	0	
399	Sun Yat-sen Memorial Forest	0	
405	Qinbi Village	0	
406	Bishan Sightseeing Platform	0	
801	Shilin Night Market	58	2.3%
802	Huaxi Street (Snake Alley) Night Market	13	0.5%
803	Raohe Street Night Market	23	0.9%
804	Shida Night Market	22	0.9%
805	Linjiang St. Night Market	1	0.0%
806	Gongguan Night Market	1	0.0%
807	Dihua Street Night Market	4	0.2%
808	Ninxia Night Market	27	1.1%
809	Nanjichang Night Market	1	0.0%
810	Jingmei Night Market	0	
811	Liaoning Street Night Market	1	0.0%
812	Yansan Night Market	0	
813	Other Night Markets in Taipei City	0	

## # d2i: d2i What tourist spots have you visited on this trip?

Value	Label	Cases	Percentage
815	Lehua Night Market	0	
816	Banciao Nanya Night Market	0	
817	Sinjhuang Night Market	0	
818	Jhonghe Singnan Night Market	0	
819	Fuda Garden Night Market	0	
820	Other Night Markets in New Taipei City	0	
825	Miaoko Night Market	4	0.2%
826	Other Night Markets in Keelung City	0	
830	Jhongli Sinmin Night Market	2	0.1%
831	Taoyuan Tourist Night Market	0	
832	Other Night Markets in Taoyuan County	0	
834	Chenghuang Temple Night Market	0	
835	Other Night Markets in Hsinchu City	0	
838	Other Night Markets in Hsinchu County	0	
840	Other Night Markets in Miaoli County	0	
843	Fongjia Night Market	6	0.2%
844	Jhonghua Night Market	0	
845	Yizhong Street Night Market	3	0.1%
846	Other Night Markets in Taichung City	0	
849	Other Night Market in Nantou County	0	
851	Other Night Markets in Changhua County	0	
853	Other Night Markets in Yunlin County	0	
855	Wenhua Rd. Night Market	0	
856	Other Night Markets in Chiayi City	0	
858	Other Night Markets in Chiayi County	0	
860	Siaobei Night Market	0	
861	Huayuan Night Market in Tainan City	1	0.0%
862	Other Night Markets in Tainan City	0	
863	Other Night Markets in Tainan City	0	
865	Liuhe Night Market	17	0.7%
866	Sinsing Night Market	0	
867	Rueifong Night Market	1	0.0%
868	Jin-Zuan Night Market	1	0.0%
869	Kaisyuan Night Market	1	0.0%
870	Other Night Markets in Kaohsiung City	0	
871	Minzu Rd. Night Market	0	
872	Other Night Markets in Pingtung County	1	0.0%
874	Luodong Night Market	3	0.1%
875	Other Night Markets in Yilan County	0	
877	Nanbin Night Market	0	
878	Ziqiang Night Market	0	
879	Huayuan Night Market in Hualien County	0	
880	Other Night Markets in Taitung County	0	
883	Other Night Markets in Penghu County	0	
885	Other Night Markets in Kinmen County	0	

# d2i: d2i What tourist spots have you visited on this trip?			
Value	Label	Cases	Percentage
Sysmiss		3463	
Warning: these figures indicate the number of cases found in the data file. They cannot be interpreted as summary statistics of the population of interest.			
# d2j: d2j What tourist spots have you visited on this trip?			
Information	[Type= discrete] [Format=numeric] [Range= 1-885] [Missing=*]		
Statistics [NW/ W]	[Valid=2242 /-] [Invalid=3791 /-]		
Value	Label	Cases	Percentage
1	Taipei 101	23	<div></div> 1.0%
2	National Palace Museum	11	<div></div> 0.5%
3	Chiang Kaishek Memorial Hall	13	<div></div> 0.6%
4	Xinyi Shopping Distric	9	<div></div> 0.4%
5	Xiemending	39	<div></div> 1.7%
6	Taipe Martyr's Shrine	2	<div></div> 0.1%
7	The Estern Distristic of Taipei	11	<div></div> 0.5%
8	Long Shan Temple	6	<div></div> 0.3%
9	Yangmingshan National Park	9	<div></div> 0.4%
10	Beitou	26	<div></div> 1.2%
11	Taipei main station shopping area	13	<div></div> 0.6%
12	Office of the President Republic of China (Taiwan)	2	<div></div> 0.1%
13	Mucha Maokong	12	<div></div> 0.5%
14	Taipei Zoo	8	<div></div> 0.4%
15	Taipei Matro Mall	1	<div></div> 0.0%
16	Wufenpu Fashion Area	2	<div></div> 0.1%
17	Miramar Ferris wheel	6	<div></div> 0.3%
18	Sun yatsen Memorail Hall	11	<div></div> 0.5%
19	Hsing Tian Kong (Xingtian Temple )	3	<div></div> 0.1%
20	Guanghua 3C Mall	0	
21	Taipei Fine Art Museum	0	
22	Yuanshan	4	<div></div> 0.2%
23	Taipei Confucius Temple	1	<div></div> 0.0%
24	Chiang Kaishek's Shihlin Residence	14	<div></div> 0.6%
25	the Redhouse theater	1	<div></div> 0.0%
26	Tianmu	1	<div></div> 0.0%
27	Dalongdong Baoan Temple	0	
28	228 Peace Memorial Park	0	
29	SPOT Taipei Film House	1	<div></div> 0.0%
30	National Museum of History	2	<div></div> 0.1%
31	Museum of Contemporary Art, Taipei	0	
32	Jianguo Flower and Jade Market	0	
33	Taipei Children's Recreation Center	0	
34	Taipei Children's Museum of Transportation and Communication	0	
35	Taiwan Handcraft Promotion Center	0	
36	Shung Ye Museum of Formosan Aborigines	0	
37	Miniatures Museum of Taiwan	0	
38	Haujiang Waterfowl Nature Park	0	

## # d2j: d2j What tourist spots have you visited on this trip?

Value	Label	Cases	Percentage
40	Chinese Culture and Movie Center	0	
41	Taipei Botanical Garden	0	
42	Taipei Astronomical Museum	0	
43	Lin An Tai Historical House & Museum	0	
45	Dahu Park	0	
47	Postal Museum	0	
48	Militray Heros Hotel	0	
49	Nangang Economic and Commercial Park	0	
50	Taipei Flora Expo	0	
51	Huashan 1914 Creative Park	0	
52	Yongkang Street Commercial District	8	0.4%
53	Taipei Arena	0	
54	Songshan Cultural and Creative Park	0	
55	Stripping Laos	0	
56	Xiangshan	1	0.0%
57	Daan Forest Park	0	
65	Jou Fen	55	2.5%
66	Tamsui, Fort San Domingo, Old Street and Fishermen's Wharf	57	2.5%
67	Yehliu	48	2.1%
68	Jinguashi	1	0.0%
69	Wulai	5	0.2%
70	Yuanwangkeng Park	0	
71	Shihsanhang Museum of Archaeology	6	0.3%
72	Shenkeng Old Street	9	0.4%
73	Dharma Drum Mountain(Jinshan)	0	
74	Butian lake	0	
75	Shifen Waterfall	20	0.9%
76	Yingge Ceramics Museum	0	
77	Pinxi	11	0.5%
78	Yingge	1	0.0%
79	Sanxia	1	0.0%
80	Ocean World	0	
81	Juming Museum	0	
82	Pinlin	0	
83	Yun hsien Resort	0	
84	Tianlu Art Center	1	0.0%
85	Sanzhi	0	
86	The Lin Family Mansion and Garden	0	
87	Fulong beach	0	
88	Linkou	1	0.0%
89	Baisha Bay	0	
90	Bitou Cape Park	0	
91	New Taipei City Government Hakka Museum	0	
92	Formosa Fun Coast	0	
93	Guanyinshan	0	

# d2j: d2j What tourist spots have you visited on this trip?			
Value	Label	Cases	Percentage
94	coastline park	0	
95	Qing Shui Zu shi temple	0	
96	Naptune park	0	
97	Green Bay	0	
98	Longdong South Ocean Park	0	
99	Temple of Eighteen Deities	0	
100	Teresa Teng Memorail Park (Yun Garden)	0	
103	GuanDu	3	0.1%
104	SandiaoJiao Cape Lighthouse	0	
105	Jingtong	12	0.5%
106	Houtong	4	0.2%
110	The Northeast Coastal Scienic Area	3	0.1%
111	Bisha Fishery Harbor	0	
112	Keelung Port	2	0.1%
113	Jhongjhrng Park	1	0.0%
114	BadouziH Coastal Park	0	
115	Hoping Island Coastal Park	2	0.1%
116	Valentine Lake Park	0	
117	Ershawan Gun Emplacement	0	
118	Dawulun Gun Emplacemnt	0	
119	National Museum of Marine Science & Technogy	0	
125	Window On China Theme Park	3	0.1%
126	Dashi	2	0.1%
127	Shihmen Reservoir	0	
128	Cihu	30	1.3%
129	Zhongli	0	
130	Chung Cheng Aviation Museum	0	
131	Lala Mountain	0	
132	TaiMall	0	
135	Hsinchu Science Park	0	
136	Nanliao Fishery Harbor	0	
137	Ku Chi Peak	0	
138	Glass Museum	0	
145	Leofoo Village Theme Park	0	
146	Neiwan	0	
147	Beipu	0	
148	Daba Peak	0	
149	Little DingDong Science Theme Park	0	
150	Taian hot Springs	0	
151	Hwataoyao	0	
160	Sanyi Wood Sculpture Museum	0	
161	Lion's Head Mountain	0	
162	Tongxiao Beach Resort	0	
163	West Lake Resortopia	0	
164	Qiding beach resort	0	

# d2j: d2j What tourist spots have you visited on this trip?			
Value	Label	Cases	Percentage
165	Flying Cow Ranch	1	0.0%
166	Dahu(Shei-pa National Park)	0	
167	Nanzhuang	0	
170	National Museum of Natural Scinece	0	
171	Encore Garden	0	
172	Tungshan Amusement Park	0	
173	National Taiwan Museum of Fine Arts	2	0.1%
174	Xinsh	1	0.0%
175	Lihpao Land(Yamay Kingdom)	0	
176	Li shan (Pear Mountain)	0	
177	Dasyueshan	0	
178	Wuling National Forest Recreation Area	0	
179	Tiehchenshan Mountain Recreation Area	0	
180	Daan Beach	0	
181	Taichung County Gaomei Wetlands Wildlife Refuge	2	0.1%
182	Metropolitan Park	0	
183	Dajia	0	
184	Maple Garden	0	
185	Sun Moon Lake	159	7.1%
186	Formosan Aboriginal Culture Village	23	1.0%
187	Cingjing Farm	31	1.4%
188	Xitou	10	0.4%
189	ChungTai Chan Monastery	198	8.8%
190	Jiji	1	0.0%
191	Puli	10	0.4%
192	Sing Ling Temple	0	
193	Yushan National Park	0	
194	Puli Distillery	0	
195	Earthquake Museum of Taiwan	0	
196	Guguan	0	
197	Hehuanshan	0	
198	Sunlinksea	0	
199	Phoenix Valley Bird Park	0	
200	Checheng train station	1	0.0%
201	Wushe Scenic Area Recreation Area	0	
202	Shoutian Temple	1	0.0%
203	Dongpu Springs	0	
204	Aowanda National Forest Recreation Area	0	
205	Hehuanshan National Forest Recreation Area	0	
206	Lushan Hot Springs	1	0.0%
207	Guangxing Paper Factory	0	
208	Tenshing Kiln Ceramics Cultural Park	0	
215	Lugang Mazu Temple	1	0.0%
216	Lugang Folk Arts Museum	0	
217	Lugang Longshan Temple	0	

# d2j: d2j What tourist spots have you visited on this trip?			
Value	Label	Cases	Percentage
218	Baguashan	0	
219	Taiwan Folk Village	0	
220	Confucius Temple (Changhua)	0	
221	Lugang tranditional snacks	0	
222	Lugang Old Street	4	0.2%
225	Janfusun Fancyworld Theme Park	0	
226	Beigang Chaotien Temple	0	
227	Caoling	0	
235	Alishan	270	12.0%
236	Fenqihu	1	0.0%
237	Chiayis Farm	0	
238	Dongshih Fishery Harbor	0	
240	Old Fort of Anping (Fort Zeelandia)	23	1.0%
241	Chihkan Tower	15	0.7%
242	Confucius Temple (Tainan)	11	0.5%
243	Koxinga Shrine (Yanping Junwang Temple)	9	0.4%
244	Anping Port National Historical Scenic Area	2	0.1%
245	Eternal Fortress	6	0.3%
246	Datianhou Temple (Tainan Grand Matsu Temple)	0	
247	Luermen Tianhou temple	0	
248	Xishu Golden Beach	0	
249	Official God of War Temple (Sacrificial Rites Martial Temple	0	
250	Wufei Temple (Five Consorts Temple)	0	
251	Sicao Dazhong Temple and Gun Emplacement	0	
252	Southern Taiwan Science Park	0	
253	Ten Drum Rentou Creative Park	0	
255	Taiwan Salt Museum	1	0.0%
260	Guanziling	0	
261	Qigu Birdseeing	0	
262	Wushantou Reservoir Scenic Area	0	
263	Tsengwen Reservoir Scenic Area	0	
264	Dakeng Recreation Farm	0	
265	Tsou-Ma-Lai Farm	1	0.0%
270	Love River	133	5.9%
271	Xizi Bay	218	9.7%
272	Lotus Lake	26	1.2%
273	Qijin Seaside Park	3	0.1%
274	Shou Shan(Shou Shan Zoo)	1	0.0%
275	Dragon and Tiger Pagodas	2	0.1%
276	Urban Spotlight	0	
277	Kaohsiung 85 Building	1	0.0%
278	Spring and Autumn Pavilions	2	0.1%
279	Confucius Temple (Kaohsiung )	1	0.0%
280	Kaohsiung Port	2	0.1%
281	Blue Lagoon Water Theme Park	0	



# d2j: d2j What tourist spots have you visited on this trip?			
Value	Label	Cases	Percentage
282	Kaohsiung Museum of History	0	
283	Chijin Mazu Temple	0	
284	National Science and Technology Museum	1	0.0%
285	Kaohsiung Museum of Fine Arts	0	
286	Dream Mall	11	0.5%
287	New Juejiang Shopping Area	1	0.0%
288	Gushan Ferry Station	0	
289	Central Park (Kaohsiung)	0	
290	Former British Consulate	0	
291	Teresa Teng Memorial Hall	26	1.2%
292	EDA World	3	0.1%
293	Pier-2 Art Cneter	0	
294	Fo Kuang Shan	4	0.2%
295	Cheng Ching Lake	20	0.9%
296	Meinong Hakka Cultural Village	2	0.1%
297	Baolai and Bulao Springs	0	
298	Maolin National Scenic Area	0	
299	Liugui Service Area	0	
300	Jiaxian	0	
301	Meishan Visitor Center	0	
302	Kaohsiung Farm	0	
303	Tengzhi National Forest Recreation Area	0	
304	Shihba Luohan Shan	0	
305	Sandimen	0	
306	Saijia Service Area (Saijia Aviation Park)	0	
314	Houbihu	0	
315	Kenting National Park	115	5.1%
317	National Museum of Marine Biology and Aquarium	5	0.2%
319	Maubitou Park	0	
320	Sichongxi	1	0.0%
321	Jialeshuei Scenic Area	0	
322	Kenting Space Port	4	0.2%
323	Nanwan Beach Recreation Area	0	
324	Dapeng Bay National Scenic Area	0	
325	Kenting Sea Pool	0	
326	Liuqiu (Shiaoliqiu)	0	
327	Sandimen	1	0.0%
328	Chuanfan Rock	19	0.8%
329	Hengchun Ancient City	0	
330	Jiaosi	6	0.3%
331	Tung Shan Science Area	0	
332	Taipingshan Forest Recreation Area	0	
333	Suao Cold Springs	0	
334	Wufengqi Scenic Area	1	0.0%
335	Guishan Island (Turtle Island	1	0.0%

# d2j: d2j What tourist spots have you visited on this trip?			
Value	Label	Cases	Percentage
336	Fushan Botanical Garden	0	
337	Toucheng Recreation Farm	0	
338	Nanfangao	1	0.0%
339	Taipingshan National Forest Recreation Area	0	
340	Toucheng Sea Pool	0	
341	Chilan Forest Playground	0	
342	Caoling Historic Trail	0	
343	Wushih Harbor	0	
344	Da River (Daxi) Honeymoon Bay	0	
345	National Center for Traditional Arts	1	0.0%
346	Lanyang Museum	0	
350	Taroko, Tienhsiang	70	3.1%
351	Hualien Farglory Ocean Park	0	
352	Qixing Lake (Qixingtian)	42	1.9%
353	Amis Cultural Village	0	
354	Liyu (Carp) Lake	0	
355	Shin Kong Chao Feng Ranch & Resort	1	0.0%
356	Ruisui Hongye Springs	3	0.1%
357	Xiuguluan River Rafting Area	0	
358	Wenshan Springs	0	
360	National DongHua University	0	
361	Hualien Seaside Park	0	
362	Whale and Dolphine Watching Tour along East Coast	3	0.1%
363	Hualien Sugar Factory	0	
364	Shitiping	0	
365	Hualien Tzuchi	0	
366	Mataian Wetland Ecological Park	0	
367	Liushidan Mountain	1	0.0%
370	Chihpen	7	0.3%
371	Sanxiantai (Terrace of the Three Immortals)	3	0.1%
372	Lyudao ( Green Island )	1	0.0%
373	Baxian Cave (Baxiandong)	2	0.1%
374	Xiaoyeliu (Jialulan)	0	
375	Beinan Cultural Park	0	
376	Guanshan Water Park	0	
377	Chulu Pasture	0	
378	Taitung Veterans Farm	0	
379	Lanyu (Orchid Island)	0	
380	National Museum of Prehistory	0	
381	Chengkong Harbor	0	
382	Water Running Up	5	0.2%
383	Dulan Mountain	0	
385	Penghu National Scenic Area	0	
386	Jibei Island	0	
387	Qimei Island	0	

### # d2j: d2j What tourist spots have you visited on this trip?

Value	Label	Cases	Percentage
390	Cihu (Kinmen)	0	
391	Kinmen National Park	1	0.0%
392	Taoshan	0	
393	Guniungtou War Museum	0	
394	Kinmen Folk Culture Village	0	
395	Juguang Tower	0	
396	Taiwu Mountain	0	
397	Kinmen Liquor Factory	0	
398	Wujiang River Estuary	0	
399	Sun Yat-sen Memorial Forest	0	
405	Qinbi Village	0	
406	Bishan Sightseeing Platform	0	
801	Shilin Night Market	60	2.7%
802	Huaxi Street (Snake Alley) Night Market	14	0.6%
803	Raohe Street Night Market	30	1.3%
804	Shida Night Market	20	0.9%
805	Linjiang St. Night Market	2	0.1%
806	Gongguan Night Market	1	0.0%
807	Dihua Street Night Market	2	0.1%
808	Ninxia Night Market	20	0.9%
809	Nanjichang Night Market	0	
810	Jingmei Night Market	1	0.0%
811	Liaoning Street Night Market	0	
812	Yansan Night Market	0	
813	Other Night Markets in Taipei City	0	
815	Lehua Night Market	2	0.1%
816	Banciao Nanya Night Market	0	
817	Sinjuhuang Night Market	0	
818	Jhonghe Singnan Night Market	0	
819	Fuda Garden Night Market	0	
820	Other Night Markets in New Taipei City	0	
825	Miaoko Night Market	1	0.0%
826	Other Night Markets in Keelung City	0	
830	Jhongli Sinmin Night Market	0	
831	Taoyuan Tourist Night Market	0	
832	Other Night Markets in Taoyuan County	0	
834	Chenghuang Temple Night Market	0	
835	Other Night Markets in Hsinchu City	0	
838	Other Night Markets in Hsinchu County	0	
840	Other Night Markets in Miaoli County	0	
843	Fongjia Night Market	2	0.1%
844	Jhonghua Night Market	0	
845	Yizhong Street Night Market	3	0.1%
846	Other Night Markets in Taichung City	0	
849	Other Night Market in Nantou County	0	

# d2j: d2j What tourist spots have you visited on this trip?			
Value	Label	Cases	Percentage
851	Other Night Markets in Changhua County	0	
853	Other Night Markets in Yunlin County	0	
855	Wenhua Rd. Night Market	0	
856	Other Night Markets in Chiayi City	0	
858	Other Night Markets in Chiayi County	0	
860	Siaobei Night Market	0	
861	Huayuan Night Market in Tainan City	1	0.0%
862	Other Night Markets in Tainan City	0	
863	Other Night Markets in Tainan City	0	
865	Liuhe Night Market	23	1.0%
866	Sinsing Night Market	0	
867	Rueifong Night Market	1	0.0%
868	Jin-Zuan Night Market	1	0.0%
869	Kaisyuan Night Market	1	0.0%
870	Other Night Markets in Kaohsiung City	0	
871	Minzu Rd. Night Market	0	
872	Other Night Markets in Pingtung County	0	
874	Luodong Night Market	1	0.0%
875	Other Night Markets in Yilan County	1	0.0%
877	Nanbin Night Market	0	
878	Ziqiang Night Market	1	0.0%
879	Huayuan Night Market in Hualien County	0	
880	Other Night Markets in Taitung County	0	
883	Other Night Markets in Penghu County	0	
885	Other Night Markets in Kinmen County	0	
Sysmiss		3791	
Warning: these figures indicate the number of cases found in the data file. They cannot be interpreted as summary statistics of the population of interest.			
# d2k: d2k What tourist spots have you visited on this trip?			
Information	[Type= discrete] [Format=numeric] [Range= 1-885] [Missing=*]		
Statistics [NW/ W]	[Valid=1968 /-] [Invalid=4065 /-]		
Value	Label	Cases	Percentage
1	Taipei 101	9	0.5%
2	National Palace Museum	13	0.7%
3	Chiang Kaishek Memorial Hall	13	0.7%
4	Xinyi Shopping Distric	10	0.5%
5	Xiemending	25	1.3%
6	Taipe Martyr's Shrine	3	0.2%
7	The Estern Distristic of Taipei	8	0.4%
8	Long Shan Temple	4	0.2%
9	Yangmingshan National Park	1	0.1%
10	Beitou	11	0.6%
11	Taipei main station shopping area	10	0.5%
12	Office of the President Republic of China (Taiwan)	2	0.1%
13	Mucha Maokong	9	0.5%

## # d2k: d2k What tourist spots have you visited on this trip?

Value	Label	Cases	Percentage
14	Taipei Zoo	4	0.2%
15	Taipei Matro Mall	1	0.1%
16	Wufenpu Fashion Area	2	0.1%
17	Miramar Ferris wheel	3	0.2%
18	Sun yatsen Memorail Hall	11	0.6%
19	Hsing Tian Kong (Xingtian Temple )	1	0.1%
20	Guanghua 3C Mall	0	
21	Taipei Fine Art Museum	0	
22	Yuanshan	2	0.1%
23	Taipei Confucius Temple	0	
24	Chiang Kaishek's Shihlin Residence	10	0.5%
25	the Redhouse theater	0	
26	Tianmu	1	0.1%
27	Dalongdong Baoan Temple	0	
28	228 Peace Memorial Park	1	0.1%
29	SPOT Taipei Film House	0	
30	National Museum of History	0	
31	Museum of Contemporary Art, Taipei	0	
32	Jianguo Flower and Jade Market	0	
33	Taipei Children's Recreation Center	0	
34	Taipei Children's Museum of Transportation and Communication	0	
35	Taiwan Handcraft Promotion Center	0	
36	Shung Ye Museum of Formosan Aborigines	0	
37	Miniatures Museum of Taiwan	0	
38	Haujiang Waterfowl Nature Park	0	
40	Chinese Culture and Movie Center	0	
41	Taipei Botanical Garden	0	
42	Taipei Astronomical Museum	0	
43	Lin An Tai Historical House & Museum	0	
45	Dahu Park	0	
47	Postal Museum	0	
48	Militray Heros Hotel	0	
49	Nangang Economic and Commercial Park	0	
50	Taipei Flora Expo	1	0.1%
51	Huashan 1914 Creative Park	0	
52	Yongkang Street Commercial District	5	0.3%
53	Taipei Arena	0	
54	Songshan Cultural and Creative Park	2	0.1%
55	Stripping Laos	0	
56	Xiangshan	1	0.1%
57	Daan Forest Park	0	
65	Jou Fen	22	1.1%
66	Tamsui, Fort San Domingo, Old Street and Fishermen's Wharf	28	1.4%
67	Yehliu	26	1.3%
68	Jinguashi	6	0.3%

## # d2k: d2k What tourist spots have you visited on this trip?

Value	Label	Cases	Percentage
69	Wulai	1	0.1%
70	Yuanwangkeng Park	0	
71	Shihsanhang Museum of Archaeology	1	0.1%
72	Shenkeng Old Street	5	0.3%
73	Dharma Drum Mountain(Jinshan)	5	0.3%
74	Butian lake	0	
75	Shifen Waterfall	10	0.5%
76	Yingge Ceramics Museum	0	
77	Pinxi	9	0.5%
78	Yingge	1	0.1%
79	Sanxia	0	
80	Ocean World	0	
81	Juming Museum	0	
82	Pinlin	0	
83	Yun hsien Resort	0	
84	Tianlu Art Center	6	0.3%
85	Sanzhi	1	0.1%
86	The Lin Family Mansion and Garden	0	
87	Fulong beach	0	
88	Linkou	0	
89	Baisha Bay	0	
90	Bitou Cape Park	0	
91	New Taipei City Government Hakka Museum	0	
92	Formosa Fun Coast	0	
93	Guanyinshan	0	
94	coastline park	0	
95	Qing Shui Zu shi temple	0	
96	Naptune park	0	
97	Green Bay	0	
98	Longdong South Ocean Park	0	
99	Temple of Eighteen Deities	0	
100	Teresa Teng Memorail Park (Yun Garden)	0	
103	GuanDu	0	
104	Sandiaoiao Cape Lighthouse	0	
105	Jingtong	5	0.3%
106	Houtong	5	0.3%
110	The Northeast Coastal Scienic Area	0	
111	Bisha Fishery Harbor	0	
112	Keelung Port	0	
113	Jhongjhrng Park	0	
114	Badouzi Coastal Park	1	0.1%
115	Hoping Island Coastal Park	0	
116	Valentine Lake Park	0	
117	Ershawan Gun Emplacement	0	
118	Dawulun Gun Emplacememt	0	

### # d2k: d2k What tourist spots have you visited on this trip?

Value	Label	Cases	Percentage
119	National Museum of Marine Science & Technogy	0	
125	Window On China Theme Park	0	
126	Dashi	1	0.1%
127	Shihmen Reservoir	0	
128	Cihu	6	0.3%
129	Zhongli	0	
130	Chung Cheng Aviation Museum	0	
131	Lala Mountain	0	
132	TaiMall	0	
135	Hsinchu Science Park	0	
136	Nanliao Fishery Harbor	0	
137	Ku Chi Peak	0	
138	Glass Museum	0	
145	Leofoo Village Theme Park	1	0.1%
146	Neiwan	1	0.1%
147	Beipu	0	
148	Daba Peak	0	
149	Little DingDong Science Theme Park	0	
150	Taian hot Springs	0	
151	Hwataoyao	0	
160	Sanyi Wood Sculpture Museum	0	
161	Lion's Head Mountain	0	
162	Tongxiao Beach Resort	0	
163	West Lake Resortopia	0	
164	Qiding beach resort	0	
165	Flying Cow Ranch	0	
166	Dahu(Shei-pa National Park)	0	
167	Nanzhuang	0	
170	National Museum of Natural Scinece	0	
171	Encore Garden	0	
172	Tungshan Amusement Park	0	
173	National Taiwan Museum of Fine Arts	0	
174	Xinsh	1	0.1%
175	Lihpao Land(Yamay Kingdom)	0	
176	Li shan (Pear Mountain)	0	
177	Dasyueshan	0	
178	Wuling National Forest Recereation Area	0	
179	Tiehchenshan Mountain Recreation Area	0	
180	Daan Beach	0	
181	Taichung County Gaomei Wetlands Wildlife Refuge	2	0.1%
182	Metropolitan Park	1	0.1%
183	Dajia	1	0.1%
184	Maple Garden	0	
185	Sun Moon Lake	58	2.9%
186	Formosan Aboriginal Culture Village	22	1.1%

## # d2k: d2k What tourist spots have you visited on this trip?

Value	Label	Cases	Percentage
187	Cingjing Farm	31	<div></div> 1.6%
188	Xitou	6	<div></div> 0.3%
189	ChungTai Chan Monastery	104	<div></div> 5.3%
190	Jiji	1	<div></div> 0.1%
191	Puli	8	<div></div> 0.4%
192	Sing Ling Temple	0	
193	Yushan National Park	0	
194	Puli Distillery	1	<div></div> 0.1%
195	Earthquake Museum of Taiwan	0	
196	Guguan	0	
197	Hehuanshan	0	
198	Sunlinksea	0	
199	Phoenix Valley Bird Park	0	
200	Checheng train station	1	<div></div> 0.1%
201	Wushe Scenic Area Recreation Area	0	
202	Shoutian Temple	0	
203	Dongpu Springs	0	
204	Aowanda National Forest Recreation Area	0	
205	Hehuanshan National Forest Recreation Area	0	
206	Lushan Hot Springs	0	
207	Guangxing Paper Factory	0	
208	Tenshing Kiln Ceramics Cultural Park	0	
215	Lugang Mazu Temple	1	<div></div> 0.1%
216	Lugang Folk Arts Museum	0	
217	Lugang Longshan Temple	0	
218	Baguashan	0	
219	Taiwan Folk Village	0	
220	Confucius Temple (Changhua)	0	
221	Lugang tranditional snacks	0	
222	Lugang Old Street	4	<div></div> 0.2%
225	Janfusun Fancyworld Theme Park	2	<div></div> 0.1%
226	Beigang Chaotien Temple	0	
227	Caoling	0	
235	Alishan	172	<div></div> 8.7%
236	Fenqihu	0	
237	Chiayis Farm	0	
238	Dongshih Fishery Harbor	0	
240	Old Fort of Anping (Fort Zeelandia)	17	<div></div> 0.9%
241	Chihkan Tower	25	<div></div> 1.3%
242	Confucius Temple (Tainan)	10	<div></div> 0.5%
243	Koxinga Shrine (Yanping Junwang Temple)	16	<div></div> 0.8%
244	Anping Port National Historical Scenic Area	3	<div></div> 0.2%
245	Eternal Fortress	12	<div></div> 0.6%
246	Datianhou Temple (Tainan Grand Matsu Temple)	2	<div></div> 0.1%
247	Luermen Tianhou temple	0	



## # d2k: d2k What tourist spots have you visited on this trip?

Value	Label	Cases	Percentage
248	Xishu Golden Beach	0	
249	Official God of War Temple (Sacrificial Rites Martial Temple	0	
250	Wufei Temple (Five Consorts Temple)	0	
251	Sicao Dazhong Temple and Gun Emplacement	0	
252	Southern Taiwan Science Park	0	
253	Ten Drum Rentou Creative Park	0	
255	Taiwan Salt Museum	0	
260	Guanziling	0	
261	Qigu Birdseeing	0	
262	Wushantou Reservoir Scenic Area	0	
263	Tsengwen Reservoir Scenic Area	0	
264	Dakeng Recreation Farm	0	
265	Tsou-Ma-Lai Farm	0	
270	Love River	108	5.5%
271	Xizi Bay	306	15.5%
272	Lotus Lake	29	1.5%
273	Qijin Seaside Park	8	0.4%
274	Shou Shan(Shou Shan Zoo)	2	0.1%
275	Dragon and Tiger Pagodas	3	0.2%
276	Urban Spotlight	0	
277	Kaohsiung 85 Building	1	0.1%
278	Spring and Autumn Pavilions	1	0.1%
279	Confucius Temple (Kaohsiung )	3	0.2%
280	Kaohsiung Port	0	
281	Blue Lagoon Water Theme Park	0	
282	Kaohsiung Museum of History	1	0.1%
283	Chijin Mazu Temple	0	
284	National Science and Technology Museum	0	
285	Kaohsiung Museum of Fine Arts	0	
286	Dream Mall	12	0.6%
287	New Juejiang Shopping Area	1	0.1%
288	Gushan Ferry Station	0	
289	Central Park (Kaohsiung)	0	
290	Former British Consulate	2	0.1%
291	Teresa Teng Memorial Hall	35	1.8%
292	EDA World	3	0.2%
293	Pier-2 Art Cneter	0	
294	Fo Kuang Shan	6	0.3%
295	Cheng Ching Lake	22	1.1%
296	Meinong Hakka Cultural Village	2	0.1%
297	Baolai and Bulao Springs	1	0.1%
298	Maolin National Scenic Area	0	
299	Liugui Service Area	0	
300	Jiaxian	0	
301	Meishan Visitor Center	0	

## # d2k: d2k What tourist spots have you visited on this trip?

Value	Label	Cases	Percentage
302	Kaohsiung Farm	0	
303	Tengzhi National Forest Recreation Area	0	
304	Shihba Luohan Shan	0	
305	Sandimen	0	
306	Saijia Service Area (Saijia Aviation Park)	0	
314	Houbihu	4	0.2%
315	Kenting National Park	194	9.9%
317	National Museum of Marine Biology and Aquarium	1	0.1%
319	Maubitou Park	0	
320	Sichongxi	1	0.1%
321	Jialeshuei Scenic Area	0	
322	Kenting Space Port	5	0.3%
323	Nanwan Beach Recreation Area	0	
324	Dapeng Bay National Scenic Area	0	
325	Kenting Sea Pool	0	
326	Liuqiu (Shiaoliuqiu)	0	
327	Sandimen	4	0.2%
328	Chuanfan Rock	21	1.1%
329	Hengchun Ancient City	0	
330	Jiaosi	6	0.3%
331	Tung Shan Science Area	1	0.1%
332	Taipingshan Forest Recreation Area	0	
333	Suao Cold Springs	1	0.1%
334	Wufengqi Scenic Area	0	
335	Guishan Island (Turtle Island)	0	
336	Fushan Botanical Garden	0	
337	Toucheng Recreation Farm	0	
338	Nanfangao	1	0.1%
339	Taipingshan National Forest Recreation Area	0	
340	Toucheng Sea Pool	0	
341	Chilan Forest Playground	0	
342	Caoling Historic Trail	0	
343	Wushih Harbor	0	
344	Da River (Daxi) Honeymoon Bay	0	
345	National Center for Traditional Arts	1	0.1%
346	Lanyang Museum	0	
350	Taroko, Tienhsiang	108	5.5%
351	Hualien Farglory Ocean Park	0	
352	Qixing Lake (Qixingtang)	45	2.3%
353	Amis Cultural Village	1	0.1%
354	Liyu (Carp) Lake	1	0.1%
355	Shin Kong Chao Feng Ranch & Resort	3	0.2%
356	Ruisui Hongye Springs	4	0.2%
357	Xiuguluan River Rafting Area	0	
358	Wenshan Springs	0	

# d2k: d2k What tourist spots have you visited on this trip?			
Value	Label	Cases	Percentage
360	National DongHua University	0	
361	Hualien Seaside Park	0	
362	Whale and Dolphine Watching Tour along East Coast	1	0.1%
363	Hualien Sugar Factory	0	
364	Shitiping	0	
365	Hualien Tzuchi	1	0.1%
366	Mataian Wetland Ecological Park	0	
367	Liushidan Mountain	1	0.1%
370	Chihpen	14	0.7%
371	Sanxiantai (Terrace of the Three Immortals)	10	0.5%
372	Lyudao ( Green Island )	2	0.1%
373	Baxian Cave (Baxiandong)	3	0.2%
374	Xiaoyeliu (Jialulan)	0	
375	Beinan Cultural Park	0	
376	Guanshan Water Park	0	
377	Chulu Pasture	0	
378	Taitung Veterans Farm	0	
379	Lanyu (Orchid Island)	0	
380	National Museum of Prehistory	0	
381	Chengkong Harbor	0	
382	Water Running Up	7	0.4%
383	Dulan Mountain	0	
385	Penghu National Scenic Area	0	
386	Jibei Island	0	
387	Qimei Island	0	
390	Cihu (Kinmen)	0	
391	Kinmen National Park	0	
392	Taoshan	0	
393	Guniungtou War Museum	0	
394	Kinmen Folk Culture Village	0	
395	Juguang Tower	0	
396	Taiwu Mountain	0	
397	Kinmen Liquor Factory	0	
398	Wujiang River Estuary	0	
399	Sun Yat-sen Memorial Forest	0	
405	Qinbi Village	0	
406	Bishan Sightseeing Platform	0	
801	Shilin Night Market	52	2.6%
802	Huaxi Street (Snake Alley) Night Market	11	0.6%
803	Raohe Street Night Market	15	0.8%
804	Shida Night Market	31	1.6%
805	Linjiang St. Night Market	0	
806	Gongguan Night Market	3	0.2%
807	Dihua Street Night Market	1	0.1%
808	Ninxia Night Market	21	1.1%

## # d2k: d2k What tourist spots have you visited on this trip?

Value	Label	Cases	Percentage
809	Nanjichang Night Market	0	
810	Jingmei Night Market	1	0.1%
811	Liaoning Street Night Market	0	
812	Yansan Night Market	0	
813	Other Night Markets in Taipei City	1	0.1%
815	Lehua Night Market	0	
816	Banciao Nanya Night Market	0	
817	Sinjhuang Night Market	0	
818	Jhonghe Singnan Night Market	0	
819	Fuda Garden Night Market	1	0.1%
820	Other Night Markets in New Taipei City	0	
825	Miaoko Night Market	4	0.2%
826	Other Night Markets in Keelung City	0	
830	Jhongli Sinmin Night Market	1	0.1%
831	Taoyuan Tourist Night Market	1	0.1%
832	Other Night Markets in Taoyuan County	0	
834	Chenghuang Temple Night Market	0	
835	Other Night Markets in Hsinchu City	0	
838	Other Night Markets in Hsinchu County	0	
840	Other Night Markets in Miaoli County	0	
843	Fongjia Night Market	0	
844	Jhonghua Night Market	0	
845	Yizhong Street Night Market	2	0.1%
846	Other Night Markets in Taichung City	0	
849	Other Night Market in Nantou County	0	
851	Other Night Markets in Changhua County	0	
853	Other Night Markets in Yunlin County	0	
855	Wenhua Rd. Night Market	0	
856	Other Night Markets in Chiayi City	0	
858	Other Night Markets in Chiayi County	0	
860	Siaobei Night Market	0	
861	Huayuan Night Market in Tainan City	0	
862	Other Night Markets in Tainan City	0	
863	Other Night Markets in Tainan City	0	
865	Liuhe Night Market	23	1.2%
866	Sinsing Night Market	0	
867	Rueifong Night Market	4	0.2%
868	Jin-Zuan Night Market	1	0.1%
869	Kaisyuan Night Market	0	
870	Other Night Markets in Kaohsiung City	0	
871	Minzu Rd. Night Market	0	
872	Other Night Markets in Pingtung County	0	
874	Luodong Night Market	2	0.1%
875	Other Night Markets in Yilan County	0	
877	Nanbin Night Market	0	

# d2k: d2k What tourist spots have you visited on this trip?			
Value	Label	Cases	Percentage
878	Ziqiang Night Market	1	0.1%
879	Huayuan Night Market in Hualien County	0	
880	Other Night Markets in Taitung County	0	
883	Other Night Markets in Penghu County	0	
885	Other Night Markets in Kinmen County	0	
Sysmiss		4065	
Warning: these figures indicate the number of cases found in the data file. They cannot be interpreted as summary statistics of the population of interest.			
# d2l: d2l What tourist spots have you visited on this trip?			
Information	[Type= discrete] [Format=numeric] [Range= 1-885] [Missing=*]		
Statistics [NW/ W]	[Valid=1737 /-] [Invalid=4296 /-]		
Value	Label	Cases	Percentage
1	Taipei 101	14	0.8%
2	National Palace Museum	9	0.5%
3	Chiang Kaishek Memorial Hall	7	0.4%
4	Xinyi Shopping Distric	7	0.4%
5	Xiemending	10	0.6%
6	Taipe Martyr's Shrine	0	
7	The Estern Distristic of Taipei	9	0.5%
8	Long Shan Temple	5	0.3%
9	Yangmingshan National Park	0	
10	Beitou	10	0.6%
11	Taipei main station shopping area	8	0.5%
12	Office of the President Republic of China (Taiwan)	6	0.3%
13	Mucha Maokong	5	0.3%
14	Taipei Zoo	2	0.1%
15	Taipei Matro Mall	1	0.1%
16	Wufenpu Fashion Area	2	0.1%
17	Miramar Ferris wheel	0	
18	Sun yatsen Memorail Hall	6	0.3%
19	Hsing Tian Kong (Xingtian Temple )	1	0.1%
20	Guanghua 3C Mall	0	
21	Taipei Fine Art Museum	2	0.1%
22	Yuanshan	1	0.1%
23	Taipei Confucius Temple	0	
24	Chiang Kaishek's Shihlin Residence	8	0.5%
25	the Redhouse theater	0	
26	Tianmu	0	
27	Dalongdong Baoan Temple	0	
28	228 Peace Memorial Park	1	0.1%
29	SPOT Taipei Film House	0	
30	National Museum of History	0	
31	Museum of Contemporary Art, Taipei	0	
32	Jianguo Flower and Jade Market	0	
33	Taipei Children's Recreation Center	0	

### # d2l: d2l What tourist spots have you visited on this trip?

Value	Label	Cases	Percentage
34	Taipei Children's Museum of Transportation and Communication	0	
35	Taiwan Handcraft Promotion Center	0	
36	Shung Ye Museum of Formosan Aborigines	0	
37	Miniatures Museum of Taiwan	1	0.1%
38	Haujiang Waterfowl Nature Park	0	
40	Chinese Culture and Movie Center	0	
41	Taipei Botanical Garden	0	
42	Taipei Astronomical Museum	0	
43	Lin An Tai Historical House & Museum	0	
45	Dahu Park	0	
47	Postal Museum	0	
48	Militray Heros Hotel	0	
49	Nangang Economic and Commercial Park	0	
50	Taipei Flora Expo	0	
51	Huashan 1914 Creative Park	2	0.1%
52	Yongkang Street Commercial District	4	0.2%
53	Taipei Arena	0	
54	Songshan Cultural and Creative Park	0	
55	Stripping Laos	0	
56	Xiangshan	0	
57	Daan Forest Park	0	
65	Jou Fen	15	0.9%
66	Tamsui, Fort San Domingo, Old Street and Fishermen's Wharf	15	0.9%
67	Yehliu	10	0.6%
68	Jinguashi	4	0.2%
69	Wulai	2	0.1%
70	Yuanwangkeng Park	0	
71	Shihsanhang Museum of Archaeology	2	0.1%
72	Shenkeng Old Street	0	
73	Dharma Drum Mountain(Jinshan)	1	0.1%
74	Butian lake	0	
75	Shifen Waterfall	7	0.4%
76	Yingge Ceramics Museum	0	
77	Pinxi	6	0.3%
78	Yingge	0	
79	Sanxia	0	
80	Ocean World	0	
81	Juming Museum	0	
82	Pinlin	0	
83	Yun hsien Resort	0	
84	Tianlu Art Center	3	0.2%
85	Sanzhi	0	
86	The Lin Family Mansion and Garden	0	
87	Fulong beach	1	0.1%
88	Linkou	0	

# d2l: d2l What tourist spots have you visited on this trip?			
Value	Label	Cases	Percentage
89	Baisha Bay	0	
90	Bitou Cape Park	0	
91	New Taipei City Government Hakka Museum	0	
92	Formosa Fun Coast	0	
93	Guanyinshan	0	
94	coastline park	0	
95	Qing Shui Zu shi temple	0	
96	Naptune park	0	
97	Green Bay	0	
98	Longdong South Ocean Park	2	0.1%
99	Temple of Eighteen Deities	0	
100	Teresa Teng Memorail Park (Yun Garden)	0	
103	GuanDu	0	
104	Sandiaojiao Cape Lighthouse	0	
105	Jingtong	8	0.5%
106	Houtong	1	0.1%
110	The Northeast Coastal Scienic Area	1	0.1%
111	Bisha Fishery Harbor	0	
112	Keelung Port	2	0.1%
113	Jhongjhrng Park	0	
114	Badouzih Coastal Park	0	
115	Hoping Island Coastal Park	0	
116	Valentine Lake Park	0	
117	Ershawan Gun Emplacement	0	
118	Dawulun Gun Emplacement	0	
119	National Museum of Marine Science & Technology	0	
125	Window On China Theme Park	0	
126	Dashi	1	0.1%
127	Shihmen Reservoir	0	
128	Cihu	3	0.2%
129	Zhongli	0	
130	Chung Cheng Aviation Museum	0	
131	Lala Mountain	0	
132	TaiMall	0	
135	Hsinchu Science Park	0	
136	Nanliao Fishery Harbor	0	
137	Ku Chi Peak	0	
138	Glass Museum	1	0.1%
145	Leofoo Village Theme Park	1	0.1%
146	Neiwan	0	
147	Beipu	0	
148	Daba Peak	0	
149	Little DingDong Science Theme Park	0	
150	Taian hot Springs	0	
151	Hwataoyao	0	

## # d2l: d2l What tourist spots have you visited on this trip?

Value	Label	Cases	Percentage
160	Sanyi Wood Sculpture Museum	0	
161	Lion's Head Mountain	0	
162	Tongxiao Beach Resort	0	
163	West Lake Resortopia	0	
164	Qiding beach resort	0	
165	Flying Cow Ranch	0	
166	Dahu(Shei-pa National Park)	0	
167	Nanzhuang	0	
170	National Museum of Natural Scinece	0	
171	Encore Garden	0	
172	Tungshan Amusement Park	0	
173	National Taiwan Museum of Fine Arts	1	0.1%
174	Xinsh	0	
175	Lihpao Land(Yamay Kingdom)	0	
176	Li shan (Pear Mountain)	0	
177	Dasyueshan	0	
178	Wuling National Forest Recreation Area	0	
179	Tiehchenshan Mountain Recreation Area	0	
180	Daan Beach	0	
181	Taichung County Gaomei Wetlands Wildlife Refuge	1	0.1%
182	Metropolitan Park	0	
183	Dajia	0	
184	Maple Garden	0	
185	Sun Moon Lake	18	1.0%
186	Formosan Aboriginal Culture Village	15	0.9%
187	Cingjing Farm	16	0.9%
188	Xitou	4	0.2%
189	ChungTai Chan Monastery	24	1.4%
190	Jiji	2	0.1%
191	Puli	9	0.5%
192	Sing Ling Temple	0	
193	Yushan National Park	0	
194	Puli Distillery	0	
195	Earthquake Museum of Taiwan	0	
196	Guguan	0	
197	Hehuanshan	2	0.1%
198	Sunlinksea	0	
199	Phoenix Valley Bird Park	0	
200	Checheng train station	0	
201	Wushe Scenic Area Recreation Area	0	
202	Shoutian Temple	0	
203	Dongpu Springs	0	
204	Aowanda National Forest Recreation Area	0	
205	Hehuanshan National Forest Recreation Area	0	
206	Lushan Hot Springs	0	



# **# d2l: d2l What tourist spots have you visited on this trip?**

Value	Label	Cases	Percentage
207	Guangxing Paper Factory	0	
208	Tenshing Kiln Ceramics Cultural Park	0	
215	Lugang Mazu Temple	1	0.1%
216	Lugang Folk Arts Museum	0	
217	Lugang Longshan Temple	0	
218	Baguashan	1	0.1%
219	Taiwan Folk Village	0	
220	Confucius Temple (Changhua)	0	
221	Lugang trandtional snacks	0	
222	Lugang Old Street	1	0.1%
225	Janfusun Fancyworld Theme Park	1	0.1%
226	Beigang Chaotien Temple	0	
227	Caoling	0	
235	Alishan	66	3.8%
236	Fenqihu	0	
237	Chiayis Farm	0	
238	Dongshih Fishery Harbor	0	
240	Old Fort of Anping (Fort Zeelandia)	8	0.5%
241	Chihkan Tower	19	1.1%
242	Confucius Temple (Tainan)	5	0.3%
243	Koxinga Shrine (Yanping Junwang Temple)	11	0.6%
244	Anping Port National Historical Scenic Area	0	
245	Eternal Fortress	4	0.2%
246	Datianhou Temple (Tainan Grand Matsu Temple)	1	0.1%
247	Luermen Tianhou temple	0	
248	Xishu Golden Beach	0	
249	Official God of War Temple (Sacrificial Rites Martial Temple	0	
250	Wufei Temple (Five Consorts Temple)	0	
251	Sicao Dazhong Temple and Gun Emplacement	0	
252	Southern Taiwan Science Park	0	
253	Ten Drum Rentou Creative Park	0	
255	Taiwan Salt Museum	0	
260	Guanziling	1	0.1%
261	Qigu Birdseeing	1	0.1%
262	Wushantou Reservoir Scenic Area	0	
263	Tsengwen Reservoir Scenic Area	0	
264	Dakeng Recreation Farm	0	
265	Tsou-Ma-Lai Farm	0	
270	Love River	63	3.6%
271	Xizi Bay	286	16.5%
272	Lotus Lake	17	1.0%
273	Qijin Seaside Park	8	0.5%
274	Shou Shan(Shou Shan Zoo)	1	0.1%
275	Dragon and Tiger Pagodas	0	
276	Urban Spotlight	0	

# **# d21: d21 What tourist spots have you visited on this trip?**

Value	Label	Cases	Percentage
277	Kaohsiung 85 Building	0	
278	Spring and Autumn Pavilions	0	
279	Confucius Temple (Kaohsiung )	2	0.1%
280	Kaohsiung Port	1	0.1%
281	Blue Lagoon Water Theme Park	0	
282	Kaohsiung Museum of History	0	
283	Chijin Mazu Temple	0	
284	National Science and Technology Museum	0	
285	Kaohsiung Museum of Fine Arts	0	
286	Dream Mall	6	0.3%
287	New Juejiang Shopping Area	1	0.1%
288	Gushan Ferry Station	0	
289	Central Park (Kaohsiung)	0	
290	Former British Consulate	4	0.2%
291	Teresa Teng Memorial Hall	65	3.7%
292	EDA World	4	0.2%
293	Pier-2 Art Cneter	0	
294	Fo Kuang Shan	1	0.1%
295	Cheng Ching Lake	23	1.3%
296	Meinong Hakka Cultural Village	0	
297	Baolai and Bulao Springs	0	
298	Maolin National Scenic Area	0	
299	Liugui Service Area	0	
300	Jiaxian	0	
301	Meishan Visitor Center	0	
302	Kaohsiung Farm	0	
303	Tengzhi National Forest Recreation Area	0	
304	Shihba Luohan Shan	0	
305	Sandimen	1	0.1%
306	Saijia Service Area (Saijia Aviation Park)	0	
314	Houbihu	7	0.4%
315	Kenting National Park	280	16.1%
317	National Museum of Marine Biology and Aquarium	3	0.2%
319	Maubitou Park	0	
320	Sichongxi	0	
321	Jialeshuei Scenic Area	0	
322	Kenting Space Port	4	0.2%
323	Nanwan Beach Recreation Area	0	
324	Dapeng Bay National Scenic Area	0	
325	Kenting Sea Pool	1	0.1%
326	Liuqiu (Shiaoliuqiu)	0	
327	Sandimen	5	0.3%
328	Chuanfan Rock	39	2.2%
329	Hengchun Ancient City	0	
330	Jiaosi	0	

# # d2l: d2l What tourist spots have you visited on this trip?

Value	Label	Cases	Percentage
331	Tung Shan Science Area	0	
332	Taipingshan Forest Recreation Area	0	
333	Suao Cold Springs	1	0.1%
334	Wufengqi Scenic Area	0	
335	Guishan Island (Turtle Island)	1	0.1%
336	Fushan Botanical Garden	0	
337	Toucheng Recreation Farm	0	
338	Nanfangao	1	0.1%
339	Taipingshan National Forest Recreation Area	1	0.1%
340	Toucheng Sea Pool	0	
341	Chilan Forest Playground	0	
342	Caoling Historic Trail	0	
343	Wushih Harbor	0	
344	Da River (Daxi) Honeymoon Bay	0	
345	National Center for Traditional Arts	1	0.1%
346	Lanyang Museum	0	
350	Taroko, Tienhsiang	181	10.4%
351	Hualien Farglory Ocean Park	0	
352	Qixing Lake (Qixingtang)	48	2.8%
353	Amis Cultural Village	3	0.2%
354	Liyu (Carp) Lake	0	
355	Shin Kong Chao Feng Ranch & Resort	0	
356	Ruisui Hongye Springs	8	0.5%
357	Xiuguluan River Rafting Area	0	
358	Wenshan Springs	0	
360	National DongHua University	0	
361	Hualien Seaside Park	0	
362	Whale and Dolphin Watching Tour along East Coast	1	0.1%
363	Hualien Sugar Factory	2	0.1%
364	Shitiping	0	
365	Hualien Tzuchi	1	0.1%
366	Mataian Wetland Ecological Park	0	
367	Liushidan Mountain	1	0.1%
370	Chihpen	37	2.1%
371	Sanxiantai (Terrace of the Three Immortals)	19	1.1%
372	Lyudao (Green Island)	0	
373	Baxian Cave (Baxiandong)	11	0.6%
374	Xiaoyeliu (Jialulan)	0	
375	Beinan Cultural Park	0	
376	Guanshan Water Park	1	0.1%
377	Chulu Pasture	0	
378	Taitung Veterans Farm	0	
379	Lanyu (Orchid Island)	0	
380	National Museum of Prehistory	0	
381	Chengkong Harbor	0	

## # d2l: d2l What tourist spots have you visited on this trip?

Value	Label	Cases	Percentage
382	Water Running Up	24	1.4%
383	Dulan Mountain	1	0.1%
385	Penghu National Scenic Area	0	
386	Jibei Island	0	
387	Qimei Island	0	
390	Cihu (Kinmen)	0	
391	Kinmen National Park	0	
392	Taoshan	0	
393	Guniungtou War Museum	0	
394	Kinmen Folk Culture Village	0	
395	Juguang Tower	1	0.1%
396	Taiwu Mountain	0	
397	Kinmen Liquor Factory	0	
398	Wujiang River Estuary	0	
399	Sun Yat-sen Memorial Forest	0	
405	Qinbi Village	0	
406	Bishan Sightseeing Platform	0	
801	Shilin Night Market	43	2.5%
802	Huaxi Street (Snake Alley) Night Market	6	0.3%
803	Raohe Street Night Market	15	0.9%
804	Shida Night Market	16	0.9%
805	Linjiang St. Night Market	2	0.1%
806	Gongguan Night Market	3	0.2%
807	Dihua Street Night Market	0	
808	Ninxia Night Market	23	1.3%
809	Nanjichang Night Market	0	
810	Jingmei Night Market	0	
811	Liaoning Street Night Market	0	
812	Yansan Night Market	0	
813	Other Night Markets in Taipei City	0	
815	Lehua Night Market	0	
816	Banciao Nanya Night Market	0	
817	Sinjhuang Night Market	0	
818	Jhonghe Singnan Night Market	0	
819	Fuda Garden Night Market	0	
820	Other Night Markets in New Taipei City	0	
825	Miaoko Night Market	2	0.1%
826	Other Night Markets in Keelung City	0	
830	Jhongli Sinmin Night Market	0	
831	Taoyuan Tourist Night Market	0	
832	Other Night Markets in Taoyuan County	0	
834	Chenghuang Temple Night Market	0	
835	Other Night Markets in Hsinchu City	0	
838	Other Night Markets in Hsinchu County	0	
840	Other Night Markets in Miaoli County	0	

# d2l: d2l What tourist spots have you visited on this trip?			
Value	Label	Cases	Percentage
843	Fongjia Night Market	6	0.3%
844	Jhonghua Night Market	0	
845	Yizhong Street Night Market	5	0.3%
846	Other Night Markets in Taichung City	0	
849	Other Night Market in Nantou County	0	
851	Other Night Markets in Changhua County	0	
853	Other Night Markets in Yunlin County	0	
855	Wenhua Rd. Night Market	0	
856	Other Night Markets in Chiayi City	0	
858	Other Night Markets in Chiayi County	0	
860	Siaobei Night Market	0	
861	Huayuan Night Market in Tainan City	0	
862	Other Night Markets in Tainan City	0	
863	Other Night Markets in Tainan City	0	
865	Liuhe Night Market	19	1.1%
866	Sinsing Night Market	0	
867	Rueifong Night Market	2	0.1%
868	Jin-Zuan Night Market	1	0.1%
869	Kaisyuan Night Market	1	0.1%
870	Other Night Markets in Kaohsiung City	0	
871	Minzu Rd. Night Market	0	
872	Other Night Markets in Pingtung County	0	
874	Luodong Night Market	3	0.2%
875	Other Night Markets in Yilan County	0	
877	Nanbin Night Market	0	
878	Ziqiang Night Market	5	0.3%
879	Huayuan Night Market in Hualien County	0	
880	Other Night Markets in Taitung County	0	
883	Other Night Markets in Penghu County	0	
885	Other Night Markets in Kinmen County	0	
Sysmiss		4296	
Warning: these figures indicate the number of cases found in the data file. They cannot be interpreted as summary statistics of the population of interest.			
# d2m: d2m What tourist spots have you visited on this trip?			
Information		[Type= discrete] [Format=numeric] [Range= 1-885] [Missing=*]	
Statistics [NW/ W]		[Valid=1489 /-] [Invalid=4544 /-]	
Value	Label	Cases	Percentage
1	Taipei 101	8	0.5%
2	National Palace Museum	10	0.7%
3	Chiang Kaishek Memorial Hall	3	0.2%
4	Xinyi Shopping Distric	10	0.7%
5	Xiemending	10	0.7%
6	Taipe Martyr's Shrine	0	
7	The Estern Distristic of Taipei	5	0.3%
8	Long Shan Temple	3	0.2%

## # d2m: d2m What tourist spots have you visited on this trip?

Value	Label	Cases	Percentage
9	Yangmingshan National Park	3	0.2%
10	Beitou	6	0.4%
11	Taipei main station shopping area	8	0.5%
12	Office of the President Republic of China (Taiwan)	4	0.3%
13	Mucha Maokong	2	0.1%
14	Taipei Zoo	1	0.1%
15	Taipei Matro Mall	0	
16	Wufenpu Fashion Area	4	0.3%
17	Miramar Ferris wheel	6	0.4%
18	Sun yatsen Memorail Hall	6	0.4%
19	Hsing Tian Kong (Xingtian Temple )	1	0.1%
20	Guanghua 3C Mall	1	0.1%
21	Taipei Fine Art Museum	1	0.1%
22	Yuanshan	1	0.1%
23	Taipei Confucius Temple	0	
24	Chiang Kaishek's Shihlin Residence	4	0.3%
25	the Redhouse theater	0	
26	Tianmu	0	
27	Dalongdong Baoan Temple	0	
28	228 Peace Memorial Park	1	0.1%
29	SPOT Taipei Film House	0	
30	National Museum of History	0	
31	Museum of Contemporary Art, Taipei	0	
32	Jianguo Flower and Jade Market	0	
33	Taipei Children's Recreation Center	0	
34	Taipei Children's Museum of Transportation and Communication	0	
35	Taiwan Handcraft Promotion Center	0	
36	Shung Ye Museum of Formosan Aborigines	0	
37	Miniatures Museum of Taiwan	0	
38	Haujiang Waterfowl Nature Park	0	
40	Chinese Culture and Movie Center	0	
41	Taipei Botanical Garden	1	0.1%
42	Taipei Astronomical Museum	0	
43	Lin An Tai Historical House & Museum	0	
45	Dahu Park	0	
47	Postal Museum	0	
48	Militray Heros Hotel	0	
49	Nangang Economic and Commercial Park	0	
50	Taipei Flora Expo	0	
51	Huashan 1914 Creative Park	0	
52	Yongkang Street Commercial District	5	0.3%
53	Taipei Arena	0	
54	Songshan Cultural and Creative Park	0	
55	Stripping Laos	0	
56	Xiangshan	1	0.1%

## # d2m: d2m What tourist spots have you visited on this trip?

Value	Label	Cases	Percentage
57	Daan Forest Park	1	0.1%
65	Jou Fen	7	0.5%
66	Tamsui, Fort San Domingo, Old Street and Fishermen's Wharf	6	0.4%
67	Yehliu	3	0.2%
68	Jinguashi	4	0.3%
69	Wulai	0	
70	Yuanwangkeng Park	0	
71	Shihsanhang Museum of Archaeology	0	
72	Shenkeng Old Street	0	
73	Dharma Drum Mountain(Jinshan)	0	
74	Butian lake	0	
75	Shifen Waterfall	6	0.4%
76	Yingge Ceramics Museum	0	
77	Pinxi	5	0.3%
78	Yingge	0	
79	Sanxia	1	0.1%
80	Ocean World	0	
81	Juming Museum	0	
82	Pinlin	0	
83	Yun hsien Resort	0	
84	Tianlu Art Center	0	
85	Sanzhi	0	
86	The Lin Family Mansion and Garden	0	
87	Fulong beach	0	
88	Linkou	0	
89	Baisha Bay	0	
90	Bitou Cape Park	0	
91	New Taipei City Government Hakka Museum	0	
92	Formosa Fun Coast	0	
93	Guanyinshan	0	
94	coastline park	0	
95	Qing Shui Zu shi temple	0	
96	Naptune park	0	
97	Green Bay	0	
98	Longdong South Ocean Park	0	
99	Temple of Eighteen Deities	0	
100	Teresa Teng Memorail Park (Yun Garden)	0	
103	GuanDu	0	
104	Sandiaoiao Cape Lighthouse	0	
105	Jingtong	3	0.2%
106	Houtong	2	0.1%
110	The Northeast Coastal Scienic Area	0	
111	Bisha Fishery Harbor	0	
112	Keelung Port	0	
113	Jhongjhrng Park	0	

# d2m: d2m What tourist spots have you visited on this trip?			
Value	Label	Cases	Percentage
114	Badouzih Coastal Park	0	
115	Hoping Island Coastal Park	0	
116	Valentine Lake Park	0	
117	Ershawan Gun Emplacement	0	
118	Dawulun Gun Emplacement	0	
119	National Museum of Marine Science & Technogy	1	0.1%
125	Window On China Theme Park	0	
126	Dashi	0	
127	Shihmen Reservoir	0	
128	Cihu	0	
129	Zhongli	0	
130	Chung Cheng Aviation Museum	0	
131	Lala Mountain	0	
132	TaiMall	0	
135	Hsinchu Science Park	0	
136	Nanliao Fishery Harbor	0	
137	Ku Chi Peak	0	
138	Glass Museum	0	
145	Leofoo Village Theme Park	2	0.1%
146	Neiwan	0	
147	Beipu	0	
148	Daba Peak	0	
149	Little DingDong Science Theme Park	0	
150	Taian hot Springs	0	
151	Hwataoyao	0	
160	Sanyi Wood Sculpture Museum	0	
161	Lion's Head Mountain	0	
162	Tongxiao Beach Resort	0	
163	West Lake Resortopia	0	
164	Qiding beach resort	0	
165	Flying Cow Ranch	0	
166	Dahu(Shei-pa National Park)	0	
167	Nanzhuang	0	
170	National Museum of Natural Scinece	1	0.1%
171	Encore Garden	0	
172	Tungshan Amusement Park	0	
173	National Taiwan Museum of Fine Arts	1	0.1%
174	Xinsh	2	0.1%
175	Lihpao Land(Yamay Kingdom)	0	
176	Li shan (Pear Mountain)	0	
177	Dasyueshan	0	
178	Wuling National Forest Recreation Area	0	
179	Tiehchenshan Mountain Recreation Area	0	
180	Daan Beach	0	
181	Taichung County Gaomei Wetlands Wildlife Refuge	1	0.1%



## # d2m: d2m What tourist spots have you visited on this trip?

Value	Label	Cases	Percentage
182	Metropolitan Park	0	
183	Dajia	0	
184	Maple Garden	0	
185	Sun Moon Lake	11	0.7%
186	Formosan Aboriginal Culture Village	4	0.3%
187	Cingjing Farm	6	0.4%
188	Xitou	3	0.2%
189	ChungTai Chan Monastery	2	0.1%
190	Jiji	1	0.1%
191	Puli	10	0.7%
192	Sing Ling Temple	0	
193	Yushan National Park	0	
194	Puli Distillery	1	0.1%
195	Earthquake Museum of Taiwan	0	
196	Guguan	0	
197	Hehuanshan	1	0.1%
198	Sunlinksea	0	
199	Phoenix Valley Bird Park	0	
200	Checheng train station	0	
201	Wushe Scenic Area Recreation Area	0	
202	Shoutian Temple	0	
203	Dongpu Springs	0	
204	Aowanda National Forest Recreation Area	0	
205	Hehuanshan National Forest Recreation Area	0	
206	Lushan Hot Springs	0	
207	Guangxing Paper Factory	0	
208	Tenshing Kiln Ceramics Cultural Park	0	
215	Lugang Mazu Temple	0	
216	Lugang Folk Arts Museum	0	
217	Lugang Longshan Temple	0	
218	Baguashan	0	
219	Taiwan Folk Village	0	
220	Confucius Temple (Changhua)	0	
221	Lugang tranditional snacks	0	
222	Lugang Old Street	2	0.1%
225	Janfusun Fancyworld Theme Park	0	
226	Beigang Chaotien Temple	0	
227	Caoling	0	
235	Alishan	23	1.5%
236	Fenqihu	0	
237	Chiayis Farm	0	
238	Dongshih Fishery Harbor	0	
240	Old Fort of Anping (Fort Zeelandia)	2	0.1%
241	Chihkan Tower	9	0.6%
242	Confucius Temple (Tainan)	5	0.3%

## # d2m: d2m What tourist spots have you visited on this trip?

Value	Label	Cases	Percentage
243	Koxinga Shrine (Yanping Junwang Temple)	5	0.3%
244	Anping Port National Historical Scenic Area	0	
245	Eternal Fortress	1	0.1%
246	Datianhou Temple (Tainan Grand Matsu Temple)	0	
247	Luermen Tianhou temple	0	
248	Xishu Golden Beach	0	
249	Official God of War Temple (Sacrificial Rites Martial Temple	0	
250	Wufei Temple (Five Consorts Temple)	0	
251	Sicao Dazhong Temple and Gun Emplacement	0	
252	Southern Taiwan Science Park	0	
253	Ten Drum Rentou Creative Park	0	
255	Taiwan Salt Museum	0	
260	Guanziling	0	
261	Qigu Birdseeing	0	
262	Wushantou Reservoir Scenic Area	0	
263	Tsengwen Reservoir Scenic Area	0	
264	Dakeng Recreation Farm	0	
265	Tsou-Ma-Lai Farm	0	
270	Love River	31	2.1%
271	Xizi Bay	101	6.8%
272	Lotus Lake	9	0.6%
273	Qijin Seaside Park	6	0.4%
274	Shou Shan(Shou Shan Zoo)	0	
275	Dragon and Tiger Pagodas	1	0.1%
276	Urban Spotlight	0	
277	Kaohsiung 85 Building	1	0.1%
278	Spring and Autumn Pavilions	0	
279	Confucius Temple (Kaohsiung )	1	0.1%
280	Kaohsiung Port	2	0.1%
281	Blue Lagoon Water Theme Park	0	
282	Kaohsiung Museum of History	0	
283	Chijin Mazu Temple	0	
284	National Science and Technology Museum	0	
285	Kaohsiung Museum of Fine Arts	1	0.1%
286	Dream Mall	5	0.3%
287	New Juejiang Shopping Area	2	0.1%
288	Gushan Ferry Station	0	
289	Central Park (Kaohsiung)	0	
290	Former British Consulate	3	0.2%
291	Teresa Teng Memorial Hall	27	1.8%
292	EDA World	1	0.1%
293	Pier-2 Art Cneter	0	
294	Fo Kuang Shan	1	0.1%
295	Cheng Ching Lake	10	0.7%
296	Meinong Hakka Cultural Village	1	0.1%

## # d2m: d2m What tourist spots have you visited on this trip?

Value	Label	Cases	Percentage
297	Baolai and Bulao Springs	0	
298	Maolin National Scenic Area	0	
299	Liugui Service Area	0	
300	Jiaxian	0	
301	Meishan Visitor Center	0	
302	Kaohsiung Farm	0	
303	Tengzhi National Forest Recreation Area	0	
304	Shihba Luohan Shan	0	
305	Sandimen	1	0.1%
306	Saijia Service Area (Saijia Aviation Park)	0	
314	Houbihu	6	0.4%
315	Kenting National Park	323	21.7%
317	National Museum of Marine Biology and Aquarium	5	0.3%
319	Maubitou Park	1	0.1%
320	Sichongxi	4	0.3%
321	Jialeshuei Scenic Area	0	
322	Kenting Space Port	4	0.3%
323	Nanwan Beach Recreation Area	0	
324	Dapeng Bay National Scenic Area	0	
325	Kenting Sea Pool	1	0.1%
326	Liuqiu (Shiaoliuqiu)	0	
327	Sandimen	4	0.3%
328	Chuanfan Rock	35	2.4%
329	Hengchun Ancient City	1	0.1%
330	Jiaosi	2	0.1%
331	Tung Shan Science Area	0	
332	Taipingshan Forest Recreation Area	0	
333	Suao Cold Springs	1	0.1%
334	Wufengqi Scenic Area	0	
335	Guishan Island (Turtle Island)	1	0.1%
336	Fushan Botanical Garden	0	
337	Toucheng Recreation Farm	0	
338	Nanfangao	0	
339	Taipingshan National Forest Recreation Area	0	
340	Toucheng Sea Pool	0	
341	Chilan Forest Playground	0	
342	Caoling Historic Trail	0	
343	Wushih Harbor	0	
344	Da River (Daxi) Honeymoon Bay	0	
345	National Center for Traditional Arts	1	0.1%
346	Lanyang Museum	0	
350	Taroko, Tienhsiang	258	17.3%
351	Hualien Farglory Ocean Park	0	
352	Qixing Lake (Qixingtian)	86	5.8%
353	Amis Cultural Village	0	

## # d2m: d2m What tourist spots have you visited on this trip?

Value	Label	Cases	Percentage
354	Liyu (Carp) Lake	0	
355	Shin Kong Chao Feng Ranch & Resort	2	0.1%
356	Ruisui Hongye Springs	1	0.1%
357	Xiuguluan River Rafting Area	0	
358	Wenshan Springs	2	0.1%
360	National DongHua University	0	
361	Hualien Seaside Park	0	
362	Whale and Dolphine Watching Tour along East Coast	0	
363	Hualien Sugar Factory	2	0.1%
364	Shitiping	0	
365	Hualien Tzuchi	1	0.1%
366	Mataian Wetland Ecological Park	0	
367	Liushidan Mountain	0	
370	Chihpen	71	4.8%
371	Sanxiantai (Terrace of the Three Immortals)	30	2.0%
372	Lyudao ( Green Island )	1	0.1%
373	Baxian Cave (Baxiandong)	20	1.3%
374	Xiaoyeliu (Jialulan)	0	
375	Beinan Cultural Park	0	
376	Guanshan Water Park	0	
377	Chulu Pasture	0	
378	Taitung Veterans Farm	0	
379	Lanyu (Orchid Island)	0	
380	National Museum of Prehistory	0	
381	Chengkong Harbor	0	
382	Water Running Up	36	2.4%
383	Dulan Mountain	0	
385	Penghu National Scenic Area	0	
386	Jibei Island	0	
387	Qimei Island	0	
390	Cihu (Kinmen)	0	
391	Kinmen National Park	0	
392	Taoshan	0	
393	Guniungtou War Museum	0	
394	Kinmen Folk Culture Village	0	
395	Juguang Tower	0	
396	Taiwu Mountain	0	
397	Kinmen Liquor Factory	0	
398	Wujiang River Estuary	0	
399	Sun Yat-sen Memorial Forest	0	
405	Qinbi Village	0	
406	Bishan Sightseeing Platform	0	
801	Shilin Night Market	44	3.0%
802	Huaxi Street (Snake Alley) Night Market	6	0.4%
803	Raohe Street Night Market	15	1.0%

## # d2m: d2m What tourist spots have you visited on this trip?

Value	Label	Cases	Percentage
804	Shida Night Market	12	0.8%
805	Linjiang St. Night Market	0	
806	Gongguan Night Market	0	
807	Dihua Street Night Market	0	
808	Ninxia Night Market	23	1.5%
809	Nanjichang Night Market	0	
810	Jingmei Night Market	0	
811	Liaoning Street Night Market	0	
812	Yansan Night Market	1	0.1%
813	Other Night Markets in Taipei City	0	
815	Lehua Night Market	0	
816	Banciao Nanya Night Market	0	
817	Sinjhuang Night Market	0	
818	Jhonghe Singnan Night Market	0	
819	Fuda Garden Night Market	0	
820	Other Night Markets in New Taipei City	0	
825	Miaoko Night Market	5	0.3%
826	Other Night Markets in Keelung City	0	
830	Jhongli Sinmin Night Market	0	
831	Taoyuan Tourist Night Market	0	
832	Other Night Markets in Taoyuan County	0	
834	Chenghuang Temple Night Market	0	
835	Other Night Markets in Hsinchu City	1	0.1%
838	Other Night Markets in Hsinchu County	0	
840	Other Night Markets in Miaoli County	0	
843	Fongjia Night Market	3	0.2%
844	Jhonghua Night Market	0	
845	Yizhong Street Night Market	0	
846	Other Night Markets in Taichung City	0	
849	Other Night Market in Nantou County	0	
851	Other Night Markets in Changhua County	0	
853	Other Night Markets in Yunlin County	0	
855	Wenhua Rd. Night Market	0	
856	Other Night Markets in Chiayi City	0	
858	Other Night Markets in Chiayi County	0	
860	Siaobei Night Market	0	
861	Huayuan Night Market in Tainan City	0	
862	Other Night Markets in Tainan City	1	0.1%
863	Other Night Markets in Tainan City	0	
865	Liuhe Night Market	23	1.5%
866	Sinsing Night Market	0	
867	Rueifong Night Market	5	0.3%
868	Jin-Zuan Night Market	2	0.1%
869	Kaisyuan Night Market	1	0.1%
870	Other Night Markets in Kaohsiung City	0	

# d2m: d2m What tourist spots have you visited on this trip?			
Value	Label	Cases	Percentage
871	Minzu Rd. Night Market	0	
872	Other Night Markets in Pingtung County	0	
874	Luodong Night Market	3	0.2%
875	Other Night Markets in Yilan County	0	
877	Nanbin Night Market	0	
878	Ziqiang Night Market	4	0.3%
879	Huayuan Night Market in Hualien County	0	
880	Other Night Markets in Taitung County	0	
883	Other Night Markets in Penghu County	0	
885	Other Night Markets in Kinmen County	0	
Sysmiss		4544	
Warning: these figures indicate the number of cases found in the data file. They cannot be interpreted as summary statistics of the population of interest.			
# d2n: d2n What tourist spots have you visited on this trip?			
Information	[Type= discrete] [Format=numeric] [Range= 1-885] [Missing=*]		
Statistics [NW/ W]	[Valid=1168 /-] [Invalid=4865 /-]		
Value	Label	Cases	Percentage
1	Taipei 101	10	0.9%
2	National Palace Museum	13	1.1%
3	Chiang Kaishek Memorial Hall	4	0.3%
4	Xinyi Shopping Distric	6	0.5%
5	Xiemending	21	1.8%
6	Taipe Martyr's Shrine	1	0.1%
7	The Estern Distristic of Taipei	3	0.3%
8	Long Shan Temple	2	0.2%
9	Yangmingshan National Park	0	
10	Beitou	5	0.4%
11	Taipei main station shopping area	3	0.3%
12	Office of the President Republic of China (Taiwan)	4	0.3%
13	Mucha Maokong	2	0.2%
14	Taipei Zoo	2	0.2%
15	Taipei Matro Mall	1	0.1%
16	Wufenpu Fashion Area	2	0.2%
17	Miramar Ferris wheel	0	
18	Sun yatsen Memorail Hall	3	0.3%
19	Hsing Tian Kong (Xingtian Temple )	0	
20	Guanghua 3C Mall	0	
21	Taipei Fine Art Museum	0	
22	Yuanshan	1	0.1%
23	Taipei Confucius Temple	0	
24	Chiang Kaishek's Shihlin Residence	4	0.3%
25	the Redhouse theater	0	
26	Tianmu	0	
27	Dalongdong Baoan Temple	0	
28	228 Peace Memorial Park	0	

# d2n: d2n What tourist spots have you visited on this trip?			
Value	Label	Cases	Percentage
29	SPOT Taipei Film House	0	
30	National Museum of History	1	0.1%
31	Museum of Contemporary Art, Taipei	0	
32	Jianguo Flower and Jade Market	0	
33	Taipei Children's Recreation Center	0	
34	Taipei Children's Museum of Transportation and Communication	0	
35	Taiwan Handcraft Promotion Center	0	
36	Shung Ye Museum of Formosan Aborigines	0	
37	Miniatures Museum of Taiwan	0	
38	Haujiang Waterfowl Nature Park	0	
40	Chinese Culture and Movie Center	0	
41	Taipei Botanical Garden	1	0.1%
42	Taipei Astronomical Museum	0	
43	Lin An Tai Historical House & Museum	1	0.1%
45	Dahu Park	0	
47	Postal Museum	0	
48	Militray Heros Hotel	0	
49	Nangang Economic and Commercial Park	0	
50	Taipei Flora Expo	1	0.1%
51	Huashan 1914 Creative Park	1	0.1%
52	Yongkang Street Commercial District	2	0.2%
53	Taipei Arena	1	0.1%
54	Songshan Cultural and Creative Park	1	0.1%
55	Stripping Laos	0	
56	Xiangshan	2	0.2%
57	Daan Forest Park	0	
65	Jou Fen	6	0.5%
66	Tamsui, Fort San Domingo, Old Street and Fishermen's Wharf	5	0.4%
67	Yehliu	2	0.2%
68	Jinguashi	2	0.2%
69	Wulai	0	
70	Yuanwangkeng Park	0	
71	Shihsanhang Museum of Archaeology	1	0.1%
72	Shenkeng Old Street	0	
73	Dharma Drum Mountain(Jinshan)	0	
74	Butian lake	0	
75	Shifen Waterfall	7	0.6%
76	Yingge Ceramics Museum	0	
77	Pinxi	5	0.4%
78	Yingge	0	
79	Sanxia	0	
80	Ocean World	0	
81	Juming Museum	0	
82	Pinlin	0	
83	Yun hsien Resort	0	

# d2n: d2n What tourist spots have you visited on this trip?			
Value	Label	Cases	Percentage
84	Tianlu Art Center	0	
85	Sanzhi	0	
86	The Lin Family Mansion and Garden	0	
87	Fulong beach	0	
88	Linkou	0	
89	Baisha Bay	0	
90	Bitou Cape Park	0	
91	New Taipei City Government Hakka Museum	0	
92	Formosa Fun Coast	0	
93	Guanyinshan	0	
94	coastline park	0	
95	Qing Shui Zu shi temple	0	
96	Naptune park	0	
97	Green Bay	0	
98	Longdong South Ocean Park	0	
99	Temple of Eighteen Deities	0	
100	Teresa Teng Memorail Park (Yun Garden)	0	
103	GuanDu	0	
104	SandiaoJiao Cape Lighthouse	0	
105	Jingtong	0	
106	Houtong	1	0.1%
110	The Northeast Coastal Scenic Area	1	0.1%
111	Bisha Fishery Harbor	0	
112	Keelung Port	0	
113	Jhongjhrng Park	0	
114	BadouziH Coastal Park	0	
115	Hoping Island Coastal Park	0	
116	Valentine Lake Park	0	
117	Ershawan Gun Emplacement	0	
118	Dawulun Gun Emplacement	0	
119	National Museum of Marine Science & Technology	0	
125	Window On China Theme Park	1	0.1%
126	Dashi	0	
127	Shihmen Reservoir	0	
128	Cihu	0	
129	Zhongli	0	
130	Chung Cheng Aviation Museum	0	
131	Lala Mountain	0	
132	TaiMall	0	
135	Hsinchu Science Park	0	
136	Nanliao Fishery Harbor	0	
137	Ku Chi Peak	0	
138	Glass Museum	1	0.1%
145	Leofoo Village Theme Park	0	
146	Neiwan	0	



# d2n: d2n What tourist spots have you visited on this trip?			
Value	Label	Cases	Percentage
147	Beipu	0	
148	Daba Peak	0	
149	Little DingDong Science Theme Park	0	
150	Taian hot Springs	0	
151	Hwataoyao	0	
160	Sanyi Wood Sculpture Museum	0	
161	Lion's Head Mountain	0	
162	Tongxiao Beach Resort	0	
163	West Lake Resortopia	0	
164	Qiding beach resort	0	
165	Flying Cow Ranch	0	
166	Dahu(Shei-pa National Park)	0	
167	Nanzhuang	0	
170	National Museum of Natural Scinece	1	0.1%
171	Encore Garden	0	
172	Tungshan Amusement Park	0	
173	National Taiwan Museum of Fine Arts	1	0.1%
174	Xinsh	0	
175	Lihpao Land(Yamay Kingdom)	0	
176	Li shan (Pear Mountain)	0	
177	Dasyueshan	0	
178	Wuling National Forest Recreation Area	0	
179	Tiehchenshan Mountain Recreation Area	0	
180	Daan Beach	0	
181	Taichung County Gaomei Wetlands Wildlife Refuge	1	0.1%
182	Metropolitan Park	0	
183	Dajia	0	
184	Maple Garden	0	
185	Sun Moon Lake	5	0.4%
186	Formosan Aboriginal Culture Village	2	0.2%
187	Cingjing Farm	5	0.4%
188	Xitou	0	
189	ChungTai Chan Monastery	1	0.1%
190	Jiji	1	0.1%
191	Puli	3	0.3%
192	Sing Ling Temple	0	
193	Yushan National Park	0	
194	Puli Distillery	0	
195	Earthquake Museum of Taiwan	1	0.1%
196	Guguan	0	
197	Hehuanshan	0	
198	Sunlinksea	0	
199	Phoenix Valley Bird Park	0	
200	Checheng train station	0	
201	Wushe Scenic Area Recreation Area	0	

# d2n: d2n What tourist spots have you visited on this trip?			
Value	Label	Cases	Percentage
202	Shoutian Temple	0	
203	Dongpu Springs	0	
204	Aowanda National Forest Recreation Area	0	
205	Hehuanshan National Forest Recreation Area	0	
206	Lushan Hot Springs	0	
207	Guangxing Paper Factory	1	0.1%
208	Tenshing Kiln Ceramics Cultural Park	0	
215	Lugang Mazu Temple	0	
216	Lugang Folk Arts Museum	0	
217	Lugang Longshan Temple	0	
218	Baguashan	0	
219	Taiwan Folk Village	0	
220	Confucius Temple (Changhua)	0	
221	Lugang tranditional snacks	0	
222	Lugang Old Street	1	0.1%
225	Janfusun Fancyworld Theme Park	1	0.1%
226	Beigang Chaotien Temple	0	
227	Caoling	0	
235	Alishan	2	0.2%
236	Fenqihu	0	
237	Chiayis Farm	0	
238	Dongshih Fishery Harbor	0	
240	Old Fort of Anping (Fort Zeelandia)	3	0.3%
241	Chihkan Tower	3	0.3%
242	Confucius Temple (Tainan)	0	
243	Koxinga Shrine (Yanping Junwang Temple)	1	0.1%
244	Anping Port National Historical Scenic Area	0	
245	Eternal Fortress	1	0.1%
246	Datianhou Temple (Tainan Grand Matsu Temple)	0	
247	Luermen Tianhou temple	0	
248	Xishu Golden Beach	0	
249	Official God of War Temple (Sacrificial Rites Martial Temple	0	
250	Wufei Temple (Five Consorts Temple)	0	
251	Sicao Dazhong Temple and Gun Emplacement	0	
252	Southern Taiwan Science Park	0	
253	Ten Drum Rentou Creative Park	0	
255	Taiwan Salt Museum	0	
260	Guanziling	0	
261	Qigu Birdseeing	1	0.1%
262	Wushantou Reservoir Scenic Area	0	
263	Tsengwen Reservoir Scenic Area	0	
264	Dakeng Recreation Farm	0	
265	Tsou-Ma-Lai Farm	0	
270	Love River	8	0.7%
271	Xizi Bay	35	3.0%

# d2n: d2n What tourist spots have you visited on this trip?			
Value	Label	Cases	Percentage
272	Lotus Lake	2	0.2%
273	Qijin Seaside Park	3	0.3%
274	Shou Shan(Shou Shan Zoo)	1	0.1%
275	Dragon and Tiger Pagodas	0	
276	Urban Spotlight	0	
277	Kaohsiung 85 Building	0	
278	Spring and Autumn Pavilions	0	
279	Confucius Temple (Kaohsiung )	2	0.2%
280	Kaohsiung Port	2	0.2%
281	Blue Lagoon Water Theme Park	0	
282	Kaohsiung Museum of History	0	
283	Chijin Mazu Temple	0	
284	National Science and Technology Museum	0	
285	Kaohsiung Museum of Fine Arts	0	
286	Dream Mall	1	0.1%
287	New Juejiang Shopping Area	0	
288	Gushan Ferry Station	0	
289	Central Park (Kaohsiung)	0	
290	Former British Consulate	3	0.3%
291	Teresa Teng Memorial Hall	5	0.4%
292	EDA World	1	0.1%
293	Pier-2 Art Cneter	0	
294	Fo Kuang Shan	1	0.1%
295	Cheng Ching Lake	5	0.4%
296	Meinong Hakka Cultural Village	1	0.1%
297	Baolai and Bulao Springs	3	0.3%
298	Maolin National Scenic Area	0	
299	Liugui Service Area	0	
300	Jiaxian	0	
301	Meishan Visitor Center	0	
302	Kaohsiung Farm	0	
303	Tengzhi National Forest Recreation Area	0	
304	Shihba Luohan Shan	0	
305	Sandimen	0	
306	Saijia Service Area (Saijia Aviation Park)	0	
314	Houbihu	1	0.1%
315	Kenting National Park	112	9.6%
317	National Museum of Marine Biology and Aquarium	2	0.2%
319	Maubitou Park	1	0.1%
320	Sichongxi	1	0.1%
321	Jialeshuei Scenic Area	0	
322	Kenting Space Port	9	0.8%
323	Nanwan Beach Recreation Area	0	
324	Dapeng Bay National Scenic Area	0	
325	Kenting Sea Pool	0	

## # d2n: d2n What tourist spots have you visited on this trip?

Value	Label	Cases	Percentage
326	Liuqiu (Shiaoliuqiu)	0	
327	Sandimen	3	0.3%
328	Chuanfan Rock	19	1.6%
329	Hengchun Ancient City	0	
330	Jiaosi	5	0.4%
331	Tung Shan Science Area	0	
332	Taipingshan Forest Recreation Area	0	
333	Suao Cold Springs	1	0.1%
334	Wufengqi Scenic Area	0	
335	Guishan Island (Turtle Island)	0	
336	Fushan Botanical Garden	0	
337	Toucheng Recreation Farm	2	0.2%
338	Nanfangao	0	
339	Taipingshan National Forest Recreation Area	0	
340	Toucheng Sea Pool	0	
341	Chilan Forest Playground	0	
342	Caoling Historic Trail	0	
343	Wushih Harbor	0	
344	Da River (Daxi) Honeymoon Bay	0	
345	National Center for Traditional Arts	0	
346	Lanyang Museum	0	
350	Taroko, Tienhsiang	315	27.0%
351	Hualien Farglory Ocean Park	0	
352	Qixing Lake (Qixingtai)	94	8.0%
353	Amis Cultural Village	3	0.3%
354	Liyu (Carp) Lake	2	0.2%
355	Shin Kong Chao Feng Ranch & Resort	1	0.1%
356	Ruisui Hongye Springs	0	
357	Xiuguluan River Rafting Area	0	
358	Wenshan Springs	0	
360	National DongHua University	0	
361	Hualien Seaside Park	0	
362	Whale and Dolphin Watching Tour along East Coast	1	0.1%
363	Hualien Sugar Factory	0	
364	Shitiping	1	0.1%
365	Hualien Tzuchi	1	0.1%
366	Mataian Wetland Ecological Park	0	
367	Liushidan Mountain	0	
370	Chihpen	108	9.2%
371	Sanxiantai (Terrace of the Three Immortals)	22	1.9%
372	Lyudao (Green Island)	1	0.1%
373	Baxian Cave (Baxiandong)	22	1.9%
374	Xiaoyeliu (Jialulan)	0	
375	Beinan Cultural Park	0	
376	Guanshan Water Park	1	0.1%

## # d2n: d2n What tourist spots have you visited on this trip?

Value	Label	Cases	Percentage
377	Chulu Pasture	0	
378	Taitung Veterans Farm	0	
379	Lanyu (Orchid Island)	0	
380	National Museum of Prehistory	0	
381	Chengkong Harbor	0	
382	Water Running Up	66	5.7%
383	Dulan Mountain	0	
385	Penghu National Scenic Area	0	
386	Jibei Island	0	
387	Qimei Island	0	
390	Cihu (Kinmen)	0	
391	Kinmen National Park	0	
392	Taoshan	0	
393	Guniungtou War Museum	0	
394	Kinmen Folk Culture Village	0	
395	Juguang Tower	0	
396	Taiwu Mountain	0	
397	Kinmen Liquor Factory	0	
398	Wujiang River Estuary	0	
399	Sun Yat-sen Memorial Forest	0	
405	Qinbi Village	0	
406	Bishan Sightseeing Platform	0	
801	Shilin Night Market	32	2.7%
802	Huaxi Street (Snake Alley) Night Market	2	0.2%
803	Raohe Street Night Market	19	1.6%
804	Shida Night Market	8	0.7%
805	Linjiang St. Night Market	1	0.1%
806	Gongguan Night Market	0	
807	Dihua Street Night Market	1	0.1%
808	Ninxia Night Market	13	1.1%
809	Nanjichang Night Market	0	
810	Jingmei Night Market	0	
811	Liaoning Street Night Market	0	
812	Yansan Night Market	0	
813	Other Night Markets in Taipei City	0	
815	Lehua Night Market	0	
816	Banciao Nanya Night Market	0	
817	Sinjhuang Night Market	0	
818	Jhonghe Singnan Night Market	0	
819	Fuda Garden Night Market	0	
820	Other Night Markets in New Taipei City	0	
825	Miaoko Night Market	6	0.5%
826	Other Night Markets in Keelung City	0	
830	Jhongli Sinmin Night Market	1	0.1%
831	Taoyuan Tourist Night Market	0	

# d2n: d2n What tourist spots have you visited on this trip?			
Value	Label	Cases	Percentage
832	Other Night Markets in Taoyuan County	0	
834	Chenghuang Temple Night Market	0	
835	Other Night Markets in Hsinchu City	0	
838	Other Night Markets in Hsinchu County	0	
840	Other Night Markets in Miaoli County	0	
843	Fongjia Night Market	8	0.7%
844	Jhonghua Night Market	1	0.1%
845	Yizhong Street Night Market	1	0.1%
846	Other Night Markets in Taichung City	0	
849	Other Night Market in Nantou County	0	
851	Other Night Markets in Changhua County	0	
853	Other Night Markets in Yunlin County	0	
855	Wenhua Rd. Night Market	1	0.1%
856	Other Night Markets in Chiayi City	0	
858	Other Night Markets in Chiayi County	0	
860	Siaobei Night Market	0	
861	Huayuan Night Market in Tainan City	1	0.1%
862	Other Night Markets in Tainan City	0	
863	Other Night Markets in Tainan City	0	
865	Liuhe Night Market	37	3.2%
866	Sinsing Night Market	0	
867	Rueifong Night Market	0	
868	Jin-Zuan Night Market	0	
869	Kaisyuan Night Market	1	0.1%
870	Other Night Markets in Kaohsiung City	0	
871	Minzu Rd. Night Market	0	
872	Other Night Markets in Pingtung County	0	
874	Luodong Night Market	1	0.1%
875	Other Night Markets in Yilan County	0	
877	Nanbin Night Market	0	
878	Ziqiang Night Market	2	0.2%
879	Huayuan Night Market in Hualien County	0	
880	Other Night Markets in Taitung County	0	
883	Other Night Markets in Penghu County	0	
885	Other Night Markets in Kinmen County	0	
Sysmiss		4865	
Warning: these figures indicate the number of cases found in the data file. They cannot be interpreted as summary statistics of the population of interest.			
# d2o: d2o What tourist spots have you visited on this trip?			
Information	[Type= discrete] [Format=numeric] [Range= 1-885] [Missing=*]		
Statistics [NW/ W]	[Valid=835 -] [Invalid=5198 -]		
Value	Label	Cases	Percentage
1	Taipei 101	12	1.4%
2	National Palace Museum	8	1.0%
3	Chiang Kaishek Memorial Hall	4	0.5%

### # d2o: d2o What tourist spots have you visited on this trip?

Value	Label	Cases	Percentage
4	Xinyi Shopping Distric	1	0.1%
5	Xiemending	11	1.3%
6	Taipe Martyr's Shrine	0	
7	The Estern Distristic of Taipei	2	0.2%
8	Long Shan Temple	2	0.2%
9	Yangmingshan National Park	2	0.2%
10	Beitou	2	0.2%
11	Taipei main station shopping area	10	1.2%
12	Office of the President Republic of China (Taiwan)	2	0.2%
13	Mucha Maokong	1	0.1%
14	Taipei Zoo	2	0.2%
15	Taipei Matro Mall	0	
16	Wufenpu Fashion Area	1	0.1%
17	Miramar Ferris wheel	0	
18	Sun yatsen Memorail Hall	2	0.2%
19	Hsing Tian Kong (Xingtian Temple )	0	
20	Guanghua 3C Mall	0	
21	Taipei Fine Art Museum	0	
22	Yuanshan	0	
23	Taipei Confucius Temple	0	
24	Chiang Kaishek's Shihlin Residence	1	0.1%
25	the Redhouse theater	0	
26	Tianmu	0	
27	Dalongdong Baoan Temple	0	
28	228 Peace Memorial Park	0	
29	SPOT Taipei Film House	0	
30	National Museum of History	1	0.1%
31	Museum of Contemporary Art, Taipei	0	
32	Jianguo Flower and Jade Market	0	
33	Taipei Children's Recreation Center	0	
34	Taipei Children's Museum of Transportation and Communication	0	
35	Taiwan Handcraft Promotion Center	0	
36	Shung Ye Museum of Formosan Aborigines	0	
37	Miniatures Museum of Taiwan	0	
38	Haujiang Waterfowl Nature Park	0	
40	Chinese Culture and Movie Center	0	
41	Taipei Botanical Garden	0	
42	Taipei Astronomical Museum	0	
43	Lin An Tai Historical House & Museum	0	
45	Dahu Park	0	
47	Postal Museum	0	
48	Militray Heros Hotel	0	
49	Nangang Economic and Commercial Park	0	
50	Taipei Flora Expo	0	
51	Huashan 1914 Creative Park	1	0.1%

## # d2o: d2o What tourist spots have you visited on this trip?

Value	Label	Cases	Percentage
52	Yongkang Street Commercial District	1	0.1%
53	Taipei Arena	0	
54	Songshan Cultural and Creative Park	0	
55	Stripping Laos	0	
56	Xiangshan	0	
57	Daan Forest Park	0	
65	Jou Fen	7	0.8%
66	Tamsui, Fort San Domingo, Old Street and Fishermen's Wharf	1	0.1%
67	Yehliu	2	0.2%
68	Jinguashi	2	0.2%
69	Wulai	0	
70	Yuanwangkeng Park	0	
71	Shihsanhang Museum of Archaeology	1	0.1%
72	Shenkeng Old Street	1	0.1%
73	Dharma Drum Mountain(Jinshan)	1	0.1%
74	Butian lake	0	
75	Shifen Waterfall	3	0.4%
76	Yingge Ceramics Museum	0	
77	Pinxi	2	0.2%
78	Yingge	0	
79	Sanxia	0	
80	Ocean World	0	
81	Juming Museum	1	0.1%
82	Pinlin	0	
83	Yun hsien Resort	0	
84	Tianlu Art Center	0	
85	Sanzhi	0	
86	The Lin Family Mansion and Garden	0	
87	Fulong beach	0	
88	Linkou	0	
89	Baisha Bay	0	
90	Bitou Cape Park	0	
91	New Taipei City Government Hakka Museum	0	
92	Formosa Fun Coast	0	
93	Guanyinshan	0	
94	coastline park	0	
95	Qing Shui Zu shi temple	0	
96	Naptune park	0	
97	Green Bay	1	0.1%
98	Longdong South Ocean Park	0	
99	Temple of Eighteen Deities	0	
100	Teresa Teng Memorail Park (Yun Garden)	0	
103	GuanDu	1	0.1%
104	Sandiaoajiao Cape Lighthouse	0	
105	Jingtong	2	0.2%



# **# d2o: d2o What tourist spots have you visited on this trip?**

Value	Label	Cases	Percentage
106	Houtong	0	
110	The Northeast Coastal Scenic Area	0	
111	Bisha Fishery Harbor	0	
112	Keelung Port	0	
113	Jhongjhrng Park	0	
114	Badouzih Coastal Park	0	
115	Hoping Island Coastal Park	0	
116	Valentine Lake Park	0	
117	Ershawan Gun Emplacement	0	
118	Dawulun Gun Emplacement	0	
119	National Museum of Marine Science & Technogy	0	
125	Window On China Theme Park	0	
126	Dashi	0	
127	Shihmen Reservoir	0	
128	Cihu	0	
129	Zhongli	0	
130	Chung Cheng Aviation Museum	0	
131	Lala Mountain	0	
132	TaiMall	0	
135	Hsinchu Science Park	0	
136	Nanliao Fishery Harbor	0	
137	Ku Chi Peak	0	
138	Glass Museum	0	
145	Leofoo Village Theme Park	0	
146	Neiwan	0	
147	Beipu	0	
148	Daba Peak	0	
149	Little DingDong Science Theme Park	0	
150	Taian hot Springs	0	
151	Hwataoyao	0	
160	Sanyi Wood Sculpture Museum	0	
161	Lion's Head Mountain	0	
162	Tongxiao Beach Resort	0	
163	West Lake Resortopia	0	
164	Qiding beach resort	0	
165	Flying Cow Ranch	0	
166	Dahu(Shei-pa National Park)	0	
167	Nanzhuang	0	
170	National Museum of Natural Scinece	0	
171	Encore Garden	0	
172	Tungshan Amusement Park	0	
173	National Taiwan Museum of Fine Arts	0	
174	Xinsh	0	
175	Lihpao Land(Yamay Kingdom)	0	
176	Li shan (Pear Mountain)	0	

# d2o: d2o What tourist spots have you visited on this trip?			
Value	Label	Cases	Percentage
177	Dasyueshan	0	
178	Wuling National Forest Recereation Area	0	
179	Tiehchenshan Mountain Recreation Area	0	
180	Daan Beach	0	
181	Taichung County Gaomei Wetlands Wildlife Refuge	1	0.1%
182	Metropolitan Park	0	
183	Dajia	0	
184	Maple Garden	0	
185	Sun Moon Lake	0	
186	Formosan Aboriginal Culture Village	3	0.4%
187	Cingjing Farm	0	
188	Xitou	1	0.1%
189	ChungTai Chan Monastery	0	
190	Jiji	0	
191	Puli	1	0.1%
192	Sing Ling Temple	0	
193	Yushan National Park	0	
194	Puli Distillery	0	
195	Earthquake Museum of Taiwan	0	
196	Guguan	0	
197	Hehuanshan	0	
198	Sunlinksea	0	
199	Phoenix Valley Bird Park	0	
200	Checheng train station	1	0.1%
201	Wushe Scenic Area Recreation Area	0	
202	Shoutian Temple	0	
203	Dongpu Springs	0	
204	Aowanda National Forest Recreation Area	0	
205	Hehuanshan National Forest Recreation Area	0	
206	Lushan Hot Springs	1	0.1%
207	Guangxing Paper Factory	0	
208	Tenshing Kiln Ceramics Cultural Park	0	
215	Lugang Mazu Temple	1	0.1%
216	Lugang Folk Arts Museum	0	
217	Lugang Longshan Temple	0	
218	Baguashan	0	
219	Taiwan Folk Village	0	
220	Confucius Temple (Changhua)	0	
221	Lugang trandtional snacks	0	
222	Lugang Old Street	3	0.4%
225	Janfusun Fancyworld Theme Park	0	
226	Beigang Chaotien Temple	0	
227	Caoling	0	
235	Alishan	1	0.1%
236	Fenqihu	0	

# d2o: d2o What tourist spots have you visited on this trip?			
Value	Label	Cases	Percentage
237	Chiayis Farm	0	
238	Dongshih Fishery Harbor	0	
240	Old Fort of Anping (Fort Zeelandia)	0	
241	Chihkan Tower	2	0.2%
242	Confucius Temple (Tainan)	1	0.1%
243	Koxinga Shrine (Yanping Junwang Temple)	0	
244	Anping Port National Historical Scenic Area	0	
245	Eternal Fortress	1	0.1%
246	Datianhou Temple (Tainan Grand Matsu Temple)	0	
247	Luermen Tianhou temple	0	
248	Xishu Golden Beach	0	
249	Official God of War Temple (Sacrificial Rites Martial Temple	0	
250	Wufei Temple (Five Consorts Temple)	0	
251	Sicao Dazhong Temple and Gun Emplacement	0	
252	Southern Taiwan Science Park	0	
253	Ten Drum Rentou Creative Park	0	
255	Taiwan Salt Museum	0	
260	Guanziling	1	0.1%
261	Qigu Birdseeing	0	
262	Wushantou Reservoir Scenic Area	0	
263	Tsengwen Reservoir Scenic Area	0	
264	Dakeng Recreation Farm	0	
265	Tsou-Ma-Lai Farm	0	
270	Love River	13	1.6%
271	Xizi Bay	6	0.7%
272	Lotus Lake	2	0.2%
273	Qijin Seaside Park	6	0.7%
274	Shou Shan(Shou Shan Zoo)	0	
275	Dragon and Tiger Pagodas	0	
276	Urban Spotlight	0	
277	Kaohsiung 85 Building	1	0.1%
278	Spring and Autumn Pavilions	0	
279	Confucius Temple (Kaohsiung )	0	
280	Kaohsiung Port	0	
281	Blue Lagoon Water Theme Park	0	
282	Kaohsiung Museum of History	0	
283	Chijin Mazu Temple	0	
284	National Science and Technology Museum	0	
285	Kaohsiung Museum of Fine Arts	0	
286	Dream Mall	1	0.1%
287	New Juejiang Shopping Area	3	0.4%
288	Gushan Ferry Station	0	
289	Central Park (Kaohsiung)	0	
290	Former British Consulate	3	0.4%
291	Teresa Teng Memorial Hall	6	0.7%

# d2o: d2o What tourist spots have you visited on this trip?			
Value	Label	Cases	Percentage
292	EDA World	0	
293	Pier-2 Art Cneter	0	
294	Fo Kuang Shan	5	0.6%
295	Cheng Ching Lake	5	0.6%
296	Meinong Hakka Cultural Village	0	
297	Baolai and Bulao Springs	0	
298	Maolin National Scenic Area	0	
299	Liugui Service Area	0	
300	Jiaxian	0	
301	Meishan Visitor Center	0	
302	Kaohsiung Farm	0	
303	Tengzhi National Forest Recreation Area	0	
304	Shihba Luohan Shan	0	
305	Sandimen	0	
306	Saijia Service Area (Saijia Aviation Park)	0	
314	Houbihu	0	
315	Kenting National Park	28	3.4%
317	National Museum of Marine Biology and Aquarium	1	0.1%
319	Maubitou Park	0	
320	Sichongxi	4	0.5%
321	Jialeshuei Scenic Area	0	
322	Kenting Space Port	1	0.1%
323	Nanwan Beach Recreation Area	0	
324	Dapeng Bay National Scenic Area	0	
325	Kenting Sea Pool	0	
326	Liuqiu (Shiaoliuqiu)	0	
327	Sandimen	6	0.7%
328	Chuanfan Rock	16	1.9%
329	Hengchun Ancient City	0	
330	Jiaosi	4	0.5%
331	Tung Shan Science Area	0	
332	Taipingshan Forest Recreation Area	0	
333	Suao Cold Springs	0	
334	Wufengqi Scenic Area	0	
335	Guishan Island (Turtle Island)	0	
336	Fushan Botanical Garden	0	
337	Toucheng Recreation Farm	1	0.1%
338	Nanfangao	2	0.2%
339	Taipingshan National Forest Recreation Area	0	
340	Toucheng Sea Pool	0	
341	Chilan Forest Playground	0	
342	Caoling Historic Trail	0	
343	Wushih Harbor	0	
344	Da River (Daxi) Honeymoon Bay	0	
345	National Center for Traditional Arts	1	0.1%

# d2o: d2o What tourist spots have you visited on this trip?			
Value	Label	Cases	Percentage
346	Lanyang Museum	0	
350	Taroko, Tienhsiang	92	<div></div> 11.0%
351	Hualien Farglory Ocean Park	0	
352	Qixing Lake (Qixingtang)	75	<div></div> 9.0%
353	Amis Cultural Village	2	<div></div> 0.2%
354	Liyu (Carp) Lake	0	
355	Shin Kong Chao Feng Ranch & Resort	2	<div></div> 0.2%
356	Ruisui Hongye Springs	2	<div></div> 0.2%
357	Xiuguluan River Rafting Area	0	
358	Wenshan Springs	0	
360	National DongHua University	0	
361	Hualien Seaside Park	0	
362	Whale and Dolphine Watching Tour along East Coast	1	<div></div> 0.1%
363	Hualien Sugar Factory	0	
364	Shitiping	0	
365	Hualien Tzuchi	0	
366	Mataian Wetland Ecological Park	0	
367	Liushidan Mountain	0	
370	Chihpen	189	<div></div> 22.6%
371	Sanxiantai (Terrace of the Three Immortals)	55	<div></div> 6.6%
372	Lyudao ( Green Island )	1	<div></div> 0.1%
373	Baxian Cave (Baxiandong)	22	<div></div> 2.6%
374	Xiaoyeliu (Jialulan)	0	
375	Beinan Cultural Park	0	
376	Guanshan Water Park	0	
377	Chulu Pasture	0	
378	Taitung Veterans Farm	1	<div></div> 0.1%
379	Lanyu (Orchid Island)	0	
380	National Museum of Prehistory	0	
381	Chengkong Harbor	0	
382	Water Running Up	55	<div></div> 6.6%
383	Dulan Mountain	0	
385	Penghu National Scenic Area	1	<div></div> 0.1%
386	Jibei Island	0	
387	Qimei Island	0	
390	Cihu (Kinmen)	0	
391	Kinmen National Park	0	
392	Taoshan	0	
393	Guniungtou War Museum	0	
394	Kinmen Folk Culture Village	0	
395	Juguang Tower	1	<div></div> 0.1%
396	Taiwu Mountain	0	
397	Kinmen Liquor Factory	0	
398	Wujiang River Estuary	0	
399	Sun Yat-sen Memorial Forest	0	

# d2o: d2o What tourist spots have you visited on this trip?			
Value	Label	Cases	Percentage
405	Qinbi Village	0	
406	Bishan Sightseeing Platform	0	
801	Shilin Night Market	36	<div></div> 4.3%
802	Huaxi Street (Snake Alley) Night Market	4	<div></div> 0.5%
803	Raohe Street Night Market	9	<div></div> 1.1%
804	Shida Night Market	6	<div></div> 0.7%
805	Linjiang St. Night Market	1	<div></div> 0.1%
806	Gongguan Night Market	0	
807	Dihua Street Night Market	1	<div></div> 0.1%
808	Ninxia Night Market	10	<div></div> 1.2%
809	Nanjichang Night Market	0	
810	Jingmei Night Market	0	
811	Liaoning Street Night Market	0	
812	Yansan Night Market	0	
813	Other Night Markets in Taipei City	0	
815	Lehua Night Market	0	
816	Banciao Nanya Night Market	0	
817	Sinjhuang Night Market	0	
818	Jhonghe Singnan Night Market	0	
819	Fuda Garden Night Market	0	
820	Other Night Markets in New Taipei City	0	
825	Miaoko Night Market	3	<div></div> 0.4%
826	Other Night Markets in Keelung City	0	
830	Jhongli Sinmin Night Market	0	
831	Taoyuan Tourist Night Market	0	
832	Other Night Markets in Taoyuan County	0	
834	Chenghuang Temple Night Market	0	
835	Other Night Markets in Hsinchu City	0	
838	Other Night Markets in Hsinchu County	0	
840	Other Night Markets in Miaoli County	0	
843	Fongjia Night Market	5	<div></div> 0.6%
844	Jhonghua Night Market	1	<div></div> 0.1%
845	Yizhong Street Night Market	0	
846	Other Night Markets in Taichung City	0	
849	Other Night Market in Nantou County	0	
851	Other Night Markets in Changhua County	0	
853	Other Night Markets in Yunlin County	0	
855	Wenhua Rd. Night Market	0	
856	Other Night Markets in Chiayi City	0	
858	Other Night Markets in Chiayi County	0	
860	Siaobei Night Market	0	
861	Huayuan Night Market in Tainan City	1	<div></div> 0.1%
862	Other Night Markets in Tainan City	0	
863	Other Night Markets in Tainan City	0	
865	Liuhe Night Market	24	<div></div> 2.9%

# d2o: d2o What tourist spots have you visited on this trip?			
Value	Label	Cases	Percentage
866	Sinsing Night Market	0	
867	Rueifong Night Market	2	0.2%
868	Jin-Zuan Night Market	3	0.4%
869	Kaisyuan Night Market	0	
870	Other Night Markets in Kaohsiung City	1	0.1%
871	Minzu Rd. Night Market	0	
872	Other Night Markets in Pingtung County	0	
874	Luodong Night Market	0	
875	Other Night Markets in Yilan County	0	
877	Nanbin Night Market	0	
878	Ziqiang Night Market	5	0.6%
879	Huayuan Night Market in Hualien County	0	
880	Other Night Markets in Taitung County	0	
883	Other Night Markets in Penghu County	0	
885	Other Night Markets in Kinmen County	0	
Sysmiss		5198	
Warning: these figures indicate the number of cases found in the data file. They cannot be interpreted as summary statistics of the population of interest.			
# d2_1: d2_1 Your favorite tourist spot is:			
Information	[Type= discrete] [Format=numeric] [Range= 1-885] [Missing=*]		
Statistics [NW/ W]	[Valid=5402 /-] [Invalid=631 /-]		
Value	Label	Cases	Percentage
1	Taipei 101	406	7.5%
2	National Palace Museum	427	7.9%
3	Chiang Kaishek Memorial Hall	94	1.7%
4	Xinyi Shopping Distric	15	0.3%
5	Xiemending	186	3.4%
6	Taipe Martyr's Shrine	15	0.3%
7	The Estern Distristic of Taipei	19	0.4%
8	Long Shan Temple	69	1.3%
9	Yangmingshan National Park	59	1.1%
10	Beitou	92	1.7%
11	Taipei main station shopping area	8	0.1%
12	Office of the President Republic of China (Taiwan)	5	0.1%
13	Mucha Maokong	57	1.1%
14	Taipei Zoo	43	0.8%
15	Taipei Matro Mall	9	0.2%
16	Wufenpu Fashion Area	14	0.3%
17	Miramar Ferris wheel	7	0.1%
18	Sun yatsen Memorail Hall	10	0.2%
19	Hsing Tian Kong (Xingtian Temple )	12	0.2%
20	Guanghua 3C Mall	3	0.1%
21	Taipei Fine Art Museum	6	0.1%
22	Yuanshan	1	0.0%
23	Taipei Confucius Temple	4	0.1%

# d2\_1: d2\_1 Your favorite tourist spot is:

Value	Label	Cases	Percentage
24	Chiang Kaishek's Shihlin Residence	18	0.3%
25	the Redhouse theater	0	
26	Tianmu	2	0.0%
27	Dalongdong Baoan Temple	1	0.0%
28	228 Peace Memorial Park	3	0.1%
29	SPOT Taipei Film House	0	
30	National Museum of History	0	
31	Museum of Contemporary Art, Taipei	1	0.0%
32	Jianguo Flower and Jade Market	2	0.0%
33	Taipei Children's Recreation Center	0	
34	Taipei Children's Museum of Transportation and Communication	0	
35	Taiwan Handcraft Promotion Center	0	
36	Shung Ye Museum of Formosan Aborigines	0	
37	Miniatures Museum of Taiwan	1	0.0%
38	Haujiang Waterfowl Nature Park	0	
40	Chinese Culture and Movie Center	0	
41	Taipei Botanical Garden	1	0.0%
42	Taipei Astronomical Museum	0	
43	Lin An Tai Historical House & Museum	0	
45	Dahu Park	1	0.0%
47	Postal Museum	0	
48	Militray Heros Hotel	0	
49	Nangang Economic and Commercial Park	1	0.0%
50	Taipei Flora Expo	0	
51	Huashan 1914 Creative Park	5	0.1%
52	Yongkang Street Commercial District	40	0.7%
53	Taipei Arena	3	0.1%
54	Songshan Cultural and Creative Park	5	0.1%
55	Stripping Laos	0	
56	Xiangshan	7	0.1%
57	Daan Forest Park	1	0.0%
65	Jou Fen	474	8.8%
66	Tamsui, Fort San Domingo, Old Street and Fishermen's Wharf	211	3.9%
67	Yehliu	250	4.6%
68	Jinguashi	1	0.0%
69	Wulai	33	0.6%
70	Yuanwangkeng Park	0	
71	Shihsanhang Museum of Archaeology	4	0.1%
72	Shenkeng Old Street	3	0.1%
73	Dharma Drum Mountain(Jinshan)	6	0.1%
74	Butian lake	3	0.1%
75	Shifen Waterfall	64	1.2%
76	Yingge Ceramics Museum	1	0.0%
77	Pinxi	34	0.6%
78	Yingge	6	0.1%



# d2_1: d2_1 Your favorite tourist spot is:			
Value	Label	Cases	Percentage
79	Sanxia	1	0.0%
80	Ocean World	0	
81	Juming Museum	2	0.0%
82	Pinlin	1	0.0%
83	Yun hsien Resort	0	
84	Tianlu Art Center	0	
85	Sanzhi	1	0.0%
86	The Lin Family Mansion and Garden	2	0.0%
87	Fulong beach	2	0.0%
88	Linkou	2	0.0%
89	Baisha Bay	2	0.0%
90	Bitou Cape Park	1	0.0%
91	New Taipei City Government Hakka Museum	0	
92	Formosa Fun Coast	0	
93	Guanyinshan	0	
94	coastline park	0	
95	Qing Shui Zu shi temple	0	
96	Naptune park	0	
97	Green Bay	0	
98	Longdong South Ocean Park	0	
99	Temple of Eighteen Deities	0	
100	Teresa Teng Memorail Park (Yun Garden)	3	0.1%
103	GuanDu	0	
104	SandiaoJiao Cape Lighthouse	0	
105	Jingtong	2	0.0%
106	Houtong	12	0.2%
110	The Northeast Coastal Scienic Area	6	0.1%
111	Bisha Fishery Harbor	1	0.0%
112	Keelung Port	1	0.0%
113	Jhongjhrng Park	1	0.0%
114	Badouzih Coastal Park	0	
115	Hoping Island Coastal Park	0	
116	Valentine Lake Park	0	
117	Ershawan Gun Emplacement	0	
118	Dawulun Gun Emplacement	0	
119	National Museum of Marine Science & Technogy	0	
125	Window On China Theme Park	0	
126	Dashi	1	0.0%
127	Shihmen Reservoir	0	
128	Cihu	3	0.1%
129	Zhongli	0	
130	Chung Cheng Aviation Museum	0	
131	Lala Mountain	0	
132	TaiMall	0	
135	Hsinchu Science Park	1	0.0%

# d2\_1: d2\_1 Your favorite tourist spot is:

Value	Label	Cases	Percentage
136	Nanliao Fishery Harbor	1	0.0%
137	Ku Chi Peak	0	
138	Glass Museum	1	0.0%
145	Leofoo Village Theme Park	6	0.1%
146	Neiwan	4	0.1%
147	Beipu	0	
148	Daba Peak	0	
149	Little DingDong Science Theme Park	0	
150	Taian hot Springs	1	0.0%
151	Hwataoyao	0	
160	Sanyi Wood Sculpture Museum	1	0.0%
161	Lion's Head Mountain	0	
162	Tongxiao Beach Resort	0	
163	West Lake Resortopia	1	0.0%
164	Qiding beach resort	0	
165	Flying Cow Ranch	2	0.0%
166	Dahu(Shei-pa National Park)	0	
167	Nanzhuang	0	
170	National Museum of Natural Scinece	1	0.0%
171	Encore Garden	0	
172	Tungshan Amusement Park	0	
173	National Taiwan Museum of Fine Arts	1	0.0%
174	Xinsh	4	0.1%
175	Lihpao Land(Yamay Kingdom)	1	0.0%
176	Li shan (Pear Mountain)	0	
177	Dasyueshan	0	
178	Wuling National Forest Recereation Area	0	
179	Tiehchenshan Mountain Recreation Area	0	
180	Daan Beach	1	0.0%
181	Taichung County Gaomei Wetlands Wildlife Refuge	7	0.1%
182	Metropolitan Park	1	0.0%
183	Dajia	1	0.0%
184	Maple Garden	1	0.0%
185	Sun Moon Lake	507	9.4%
186	Formosan Aboriginal Culture Village	17	0.3%
187	Cingjing Farm	100	1.9%
188	Xitou	6	0.1%
189	ChungTai Chan Monastery	12	0.2%
190	Jiji	3	0.1%
191	Puli	2	0.0%
192	Sing Ling Temple	0	
193	Yushan National Park	6	0.1%
194	Puli Distillery	0	
195	Earthquake Museum of Taiwan	0	
196	Guguan	0	

# d2\_1: d2\_1 Your favorite tourist spot is:

Value	Label	Cases	Percentage
197	Hehuanshan	13	0.2%
198	Sunlinksea	0	
199	Phoenix Valley Bird Park	0	
200	Checheng train station	0	
201	Wushe Scenic Area Recreation Area	0	
202	Shoutian Temple	0	
203	Dongpu Springs	0	
204	Aowanda National Forest Recreation Area	0	
205	Hehuanshan National Forest Recreation Area	0	
206	Lushan Hot Springs	2	0.0%
207	Guangxing Paper Factory	0	
208	Tenshing Kiln Ceramics Cultural Park	0	
215	Lugang Mazu Temple	1	0.0%
216	Lugang Folk Arts Museum	0	
217	Lugang Longshan Temple	0	
218	Baguashan	0	
219	Taiwan Folk Village	0	
220	Confucius Temple (Changhua)	0	
221	Lugang trandtional snacks	0	
222	Lugang Old Street	4	0.1%
225	Janfusun Fancyworld Theme Park	2	0.0%
226	Beigang Chaotien Temple	0	
227	Caoling	0	
235	Alishan	311	5.8%
236	Fenqihu	0	
237	Chiayis Farm	0	
238	Dongshih Fishery Harbor	0	
240	Old Fort of Anping (Fort Zeelandia)	6	0.1%
241	Chihkan Tower	3	0.1%
242	Confucius Temple (Tainan)	4	0.1%
243	Koxinga Shrine (Yanping Junwang Temple)	0	
244	Anping Port National Historical Scenic Area	4	0.1%
245	Eternal Fortress	0	
246	Datianhou Temple (Tainan Grand Matsu Temple)	0	
247	Luermen Tianhou temple	0	
248	Xishu Golden Beach	0	
249	Official God of War Temple (Sacrificial Rites Martial Temple	0	
250	Wufei Temple (Five Consorts Temple)	0	
251	Sicao Dazhong Temple and Gun Emplacement	0	
252	Southern Taiwan Science Park	0	
253	Ten Drum Rentou Creative Park	0	
255	Taiwan Salt Museum	0	
260	Guanziling	6	0.1%
261	Qigu Birdseeing	0	
262	Wushantou Reservoir Scenic Area	2	0.0%

# d2\_1: d2\_1 Your favorite tourist spot is:

Value	Label	Cases	Percentage
263	Tsengwen Reservoir Scenic Area	0	
264	Dakeng Recreation Farm	0	
265	Tsou-Ma-Lai Farm	0	
270	Love River	14	0.3%
271	Xizi Bay	25	0.5%
272	Lotus Lake	7	0.1%
273	Qijin Seaside Park	17	0.3%
274	Shou Shan(Shou Shan Zoo)	1	0.0%
275	Dragon and Tiger Pagodas	1	0.0%
276	Urban Spotlight	0	
277	Kaohsiung 85 Building	4	0.1%
278	Spring and Autumn Pavilions	0	
279	Confucius Temple (Kaohsiung )	0	
280	Kaohsiung Port	0	
281	Blue Lagoon Water Theme Park	0	
282	Kaohsiung Museum of History	0	
283	Chijin Mazu Temple	0	
284	National Science and Technology Museum	0	
285	Kaohsiung Museum of Fine Arts	0	
286	Dream Mall	1	0.0%
287	New Juejiang Shopping Area	0	
288	Gushan Ferry Station	0	
289	Central Park (Kaohsiung)	0	
290	Former British Consulate	0	
291	Teresa Teng Memorial Hall	3	0.1%
292	EDA World	5	0.1%
293	Pier-2 Art Cneter	1	0.0%
294	Fo Kuang Shan	5	0.1%
295	Cheng Ching Lake	21	0.4%
296	Meinong Hakka Cultural Village	0	
297	Baolai and Bulao Springs	1	0.0%
298	Maolin National Scenic Area	0	
299	Liugui Service Area	1	0.0%
300	Jiaxian	0	
301	Meishan Visitor Center	0	
302	Kaohsiung Farm	0	
303	Tengzhi National Forest Recreation Area	0	
304	Shihba Luohan Shan	0	
305	Sandimen	0	
306	Saijia Service Area (Saijia Aviation Park)	0	
314	Houbihu	2	0.0%
315	Kenting National Park	431	8.0%
317	National Museum of Marine Biology and Aquarium	8	0.1%
319	Maubitou Park	0	
320	Sichongxi	3	0.1%

## # d2\_1: d2\_1 Your favorite tourist spot is:

Value	Label	Cases	Percentage
321	Jialeshuei Scenic Area	0	
322	Kenting Space Port	4	0.1%
323	Nanwan Beach Recreation Area	0	
324	Dapeng Bay National Scenic Area	0	
325	Kenting Sea Pool	3	0.1%
326	Liuqiu (Shiaoliuqiu)	1	0.0%
327	Sandimen	0	
328	Chuanfan Rock	3	0.1%
329	Hengchun Ancient City	0	
330	Jiaosi	22	0.4%
331	Tung Shan Science Area	6	0.1%
332	Taipingshan Forest Recreation Area	0	
333	Suao Cold Springs	2	0.0%
334	Wufengqi Scenic Area	0	
335	Guishan Island (Turtle Island)	3	0.1%
336	Fushan Botanical Garden	0	
337	Toucheng Recreation Farm	0	
338	Nanfangao	1	0.0%
339	Taipingshan National Forest Recreation Area	2	0.0%
340	Toucheng Sea Pool	0	
341	Chilan Forest Playground	0	
342	Caoling Historic Trail	0	
343	Wushih Harbor	3	0.1%
344	Da River (Daxi) Honeymoon Bay	0	
345	National Center for Traditional Arts	3	0.1%
346	Lanyang Museum	1	0.0%
350	Taroko, Tienhsiang	376	7.0%
351	Hualien Farglory Ocean Park	0	
352	Qixing Lake (Qixingtian)	55	1.0%
353	Amis Cultural Village	0	
354	Liyu (Carp) Lake	0	
355	Shin Kong Chao Feng Ranch & Resort	1	0.0%
356	Ruisui Hongye Springs	2	0.0%
357	Xiuguluan River Rafting Area	0	
358	Wenshan Springs	0	
360	National DongHua University	0	
361	Hualien Seaside Park	0	
362	Whale and Dolphine Watching Tour along East Coast	4	0.1%
363	Hualien Sugar Factory	0	
364	Shitiping	3	0.1%
365	Hualien Tzuchi	1	0.0%
366	Mataian Wetland Ecological Park	1	0.0%
367	Liushidan Mountain	0	
370	Chihpen	9	0.2%
371	Sanxiantai (Terrace of the Three Immortals)	5	0.1%

# d2\_1: d2\_1 Your favorite tourist spot is:

Value	Label	Cases	Percentage
372	Lyudao ( Green Island )	14	0.3%
373	Baxian Cave (Baxiandong)	0	
374	Xiaoyeliu (Jialulan)	0	
375	Beinan Cultural Park	0	
376	Guanshan Water Park	0	
377	Chulu Pasture	1	0.0%
378	Taitung Veterans Farm	0	
379	Lanyu (Orchid Island)	4	0.1%
380	National Museum of Prehistory	0	
381	Chengkong Harbor	1	0.0%
382	Water Running Up	1	0.0%
383	Dulan Mountain	1	0.0%
385	Penghu National Scenic Area	3	0.1%
386	Jibei Island	0	
387	Qimei Island	1	0.0%
390	Cihu (Kinmen)	0	
391	Kinmen National Park	0	
392	Taoshan	0	
393	Guniungtou War Museum	0	
394	Kinmen Folk Culture Village	0	
395	Juguang Tower	0	
396	Taiwu Mountain	0	
397	Kinmen Liquor Factory	0	
398	Wujiang River Estuary	0	
399	Sun Yat-sen Memorial Forest	0	
405	Qinbi Village	0	
406	Bishan Sightseeing Platform	0	
801	Shilin Night Market	234	4.3%
802	Huaxi Street (Snake Alley) Night Market	6	0.1%
803	Raohe Street Night Market	52	1.0%
804	Shida Night Market	15	0.3%
805	Linjiang St. Night Market	8	0.1%
806	Gongguan Night Market	4	0.1%
807	Dihua Street Night Market	4	0.1%
808	Ninxia Night Market	23	0.4%
809	Nanjichang Night Market	1	0.0%
810	Jingmei Night Market	0	
811	Liaoning Street Night Market	1	0.0%
812	Yansan Night Market	0	
813	Other Night Markets in Taipei City	0	
815	Lehua Night Market	3	0.1%
816	Banciao Nanya Night Market	2	0.0%
817	Sinjhuang Night Market	1	0.0%
818	Jhonghe Singnan Night Market	0	
819	Fuda Garden Night Market	0	

# d2_1: d2_1 Your favorite tourist spot is:			
Value	Label	Cases	Percentage
820	Other Night Markets in New Taipei City	0	
825	Miaoko Night Market	11	0.2%
826	Other Night Markets in Keelung City	0	
830	Jhongli Sinmin Night Market	4	0.1%
831	Taoyuan Tourist Night Market	0	
832	Other Night Markets in Taoyuan County	1	0.0%
834	Chenghuang Temple Night Market	3	0.1%
835	Other Night Markets in Hsinchu City	1	0.0%
838	Other Night Markets in Hsinchu County	0	
840	Other Night Markets in Miaoli County	0	
843	Fongjia Night Market	55	1.0%
844	Jhonghua Night Market	1	0.0%
845	Yizhong Street Night Market	4	0.1%
846	Other Night Markets in Taichung City	0	
849	Other Night Market in Nantou County	1	0.0%
851	Other Night Markets in Changhua County	0	
853	Other Night Markets in Yunlin County	1	0.0%
855	Wenhua Rd. Night Market	0	
856	Other Night Markets in Chiayi City	0	
858	Other Night Markets in Chiayi County	0	
860	Siaobei Night Market	0	
861	Huayuan Night Market in Tainan City	5	0.1%
862	Other Night Markets in Tainan City	0	
863	Other Night Markets in Tainan City	0	
865	Liuhe Night Market	27	0.5%
866	Sinsing Night Market	0	
867	Rueifong Night Market	5	0.1%
868	Jin-Zuan Night Market	1	0.0%
869	Kaisyuan Night Market	0	
870	Other Night Markets in Kaohsiung City	0	
871	Minzu Rd. Night Market	0	
872	Other Night Markets in Pingtung County	0	
874	Luodong Night Market	6	0.1%
875	Other Night Markets in Yilan County	0	
877	Nanbin Night Market	0	
878	Ziqiang Night Market	0	
879	Huayuan Night Market in Hualien County	0	
880	Other Night Markets in Taitung County	0	
883	Other Night Markets in Penghu County	0	
885	Other Night Markets in Kinmen County	0	
Sysmiss		631	
Warning: these figures indicate the number of cases found in the data file. They cannot be interpreted as summary statistics of the population of interest.			
# d2_2: d2_2 Your least favorite tourist spot is:			
Information	[Type= discrete] [Format=numeric] [Range= 1-885] [Missing=*]		
Statistics [NW/ W]	[Valid=654 -] [Invalid=5379 -]		

## # d2\_2: d2\_2 Your least favorite tourist spot is:

Value	Label	Cases	Percentage
1	Taipei 101	38	5.8%
2	National Palace Museum	52	8.0%
3	Chiang Kaishek Memorial Hall	12	1.8%
4	Xinyi Shopping Distric	0	
5	Xiemending	16	2.4%
6	Taipe Martyr's Shrine	2	0.3%
7	The Estern Distristic of Taipei	4	0.6%
8	Long Shan Temple	10	1.5%
9	Yangmingshan National Park	2	0.3%
10	Beitou	5	0.8%
11	Taipei main station shopping area	6	0.9%
12	Office of the President Republic of China (Taiwan)	2	0.3%
13	Mucha Maokong	2	0.3%
14	Taipei Zoo	6	0.9%
15	Taipei Matro Mall	1	0.2%
16	Wufenpu Fashion Area	5	0.8%
17	Miramar Ferris wheel	0	
18	Sun yatsen Memorail Hall	13	2.0%
19	Hsing Tian Kong (Xingtian Temple )	0	
20	Guanghua 3C Mall	0	
21	Taipei Fine Art Museum	0	
22	Yuanshan	2	0.3%
23	Taipei Confucius Temple	0	
24	Chiang Kaishek's Shihlin Residence	9	1.4%
25	the Redhouse theater	0	
26	Tianmu	0	
27	Dalongdong Baoan Temple	0	
28	228 Peace Memorial Park	1	0.2%
29	SPOT Taipei Film House	0	
30	National Museum of History	3	0.5%
31	Museum of Contemporary Art, Taipei	0	
32	Jianguo Flower and Jade Market	0	
33	Taipei Children's Recreation Center	0	
34	Taipei Children's Museum of Transportation and Communication	0	
35	Taiwan Handcraft Promotion Center	0	
36	Shung Ye Museum of Formosan Aborigines	0	
37	Miniatures Museum of Taiwan	0	
38	Haujiang Waterfowl Nature Park	0	
40	Chinese Culture and Movie Center	0	
41	Taipei Botanical Garden	0	
42	Taipei Astronomical Museum	1	0.2%
43	Lin An Tai Historical House & Museum	0	
45	Dahu Park	1	0.2%
47	Postal Museum	0	
48	Militray Heros Hotel	0	



# **# d2\_2: d2\_2 Your least favorite tourist spot is:**

Value	Label	Cases	Percentage
49	Nangang Economic and Commercial Park	0	
50	Taipei Flora Expo	0	
51	Huashan 1914 Creative Park	0	
52	Yongkang Street Commercial District	5	0.8%
53	Taipei Arena	0	
54	Songshan Cultural and Creative Park	0	
55	Stripping Laos	0	
56	Xiangshan	0	
57	Daan Forest Park	0	
65	Jou Fen	55	8.4%
66	Tamsui, Fort San Domingo, Old Street and Fishermen's Wharf	21	3.2%
67	Yehliu	11	1.7%
68	Jinguashi	1	0.2%
69	Wulai	4	0.6%
70	Yuanwangkeng Park	0	
71	Shihsanhang Museum of Archaeology	0	
72	Shenkeng Old Street	0	
73	Dharma Drum Mountain(Jinshan)	1	0.2%
74	Butian lake	2	0.3%
75	Shifen Waterfall	4	0.6%
76	Yingge Ceramics Museum	1	0.2%
77	Pinxi	4	0.6%
78	Yingge	2	0.3%
79	Sanxia	0	
80	Ocean World	0	
81	Juming Museum	0	
82	Pinlin	0	
83	Yun hsien Resort	0	
84	Tianlu Art Center	0	
85	Sanzhi	0	
86	The Lin Family Mansion and Garden	0	
87	Fulong beach	0	
88	Linkou	0	
89	Baisha Bay	0	
90	Bitou Cape Park	0	
91	New Taipei City Government Hakka Museum	0	
92	Formosa Fun Coast	0	
93	Guanyinshan	0	
94	coastline park	0	
95	Qing Shui Zu shi temple	0	
96	Naptune park	0	
97	Green Bay	0	
98	Longdong South Ocean Park	0	
99	Temple of Eighteen Deities	0	
100	Teresa Teng Memorail Park (Yun Garden)	0	

# d2\_2: d2\_2 Your least favorite tourist spot is:

Value	Label	Cases	Percentage
103	GuanDu	0	
104	SandiaoJiao Cape Lighthouse	0	
105	Jingtong	1	0.2%
106	Houtong	0	
110	The Northeast Coastal Scenic Area	0	
111	Bisha Fishery Harbor	0	
112	Keelung Port	1	0.2%
113	Jhongjhrng Park	0	
114	Badouzi Coastal Park	0	
115	Hoping Island Coastal Park	0	
116	Valentine Lake Park	0	
117	Ershawan Gun Emplacement	0	
118	Dawulun Gun Emplacement	0	
119	National Museum of Marine Science & Technology	0	
125	Window On China Theme Park	0	
126	Dashi	0	
127	Shihmen Reservoir	0	
128	Cihu	1	0.2%
129	Zhongli	0	
130	Chung Cheng Aviation Museum	0	
131	Lala Mountain	0	
132	TaiMall	0	
135	Hsinchu Science Park	0	
136	Nanliao Fishery Harbor	0	
137	Ku Chi Peak	0	
138	Glass Museum	0	
145	Leofoo Village Theme Park	0	
146	Neiwan	0	
147	Beipu	0	
148	Daba Peak	0	
149	Little DingDong Science Theme Park	0	
150	Taian hot Springs	0	
151	Hwataoyao	0	
160	Sanyi Wood Sculpture Museum	0	
161	Lion's Head Mountain	0	
162	Tongxiao Beach Resort	0	
163	West Lake Resortopia	0	
164	Qiding beach resort	0	
165	Flying Cow Ranch	0	
166	Dahu(Shei-pa National Park)	0	
167	Nanzhuang	0	
170	National Museum of Natural Scinece	0	
171	Encore Garden	0	
172	Tungshan Amusement Park	0	
173	National Taiwan Museum of Fine Arts	0	

## # d2\_2: d2\_2 Your least favorite tourist spot is:

Value	Label	Cases	Percentage
174	Xinsh	0	
175	Lihpao Land(Yamay Kingdom)	1	0.2%
176	Li shan (Pear Mountain)	0	
177	Dasyueshan	0	
178	Wuling National Forest Recreation Area	0	
179	Tiehchenshan Mountain Recreation Area	0	
180	Daan Beach	0	
181	Taichung County Gaomei Wetlands Wildlife Refuge	0	
182	Metropolitan Park	0	
183	Dajia	0	
184	Maple Garden	0	
185	Sun Moon Lake	20	3.1%
186	Formosan Aboriginal Culture Village	3	0.5%
187	Cingjing Farm	4	0.6%
188	Xitou	0	
189	ChungTai Chan Monastery	9	1.4%
190	Jiji	0	
191	Puli	2	0.3%
192	Sing Ling Temple	0	
193	Yushan National Park	1	0.2%
194	Puli Distillery	2	0.3%
195	Earthquake Museum of Taiwan	0	
196	Guguan	1	0.2%
197	Hehuanshan	0	
198	Sunlinksea	0	
199	Phoenix Valley Bird Park	0	
200	Checheng train station	0	
201	Wushe Scenic Area Recreation Area	0	
202	Shoutian Temple	0	
203	Dongpu Springs	0	
204	Aowanda National Forest Recreation Area	1	0.2%
205	Hehuanshan National Forest Recreation Area	0	
206	Lushan Hot Springs	1	0.2%
207	Guangxing Paper Factory	0	
208	Tenshing Kiln Ceramics Cultural Park	0	
215	Lugang Mazu Temple	1	0.2%
216	Lugang Folk Arts Museum	0	
217	Lugang Longshan Temple	0	
218	Baguashan	1	0.2%
219	Taiwan Folk Village	0	
220	Confucius Temple (Changhua)	0	
221	Lugang trandtional snacks	0	
222	Lugang Old Street	0	
225	Janfusun Fancyworld Theme Park	0	
226	Beigang Chaotien Temple	0	

## # d2\_2: d2\_2 Your least favorite tourist spot is:

Value	Label	Cases	Percentage
227	Caoling	0	
235	Alishan	34	<div></div> 5.2%
236	Fenqihu	0	
237	Chiayis Farm	0	
238	Dongshih Fishery Harbor	0	
240	Old Fort of Anping (Fort Zeelandia)	3	<div></div> 0.5%
241	Chihkan Tower	3	<div></div> 0.5%
242	Confucius Temple (Tainan)	1	<div></div> 0.2%
243	Koxinga Shrine (Yanping Junwang Temple)	1	<div></div> 0.2%
244	Anping Port National Historical Scenic Area	0	
245	Eternal Fortress	0	
246	Datianhou Temple (Tainan Grand Matsu Temple)	0	
247	Luermen Tianhou temple	0	
248	Xishu Golden Beach	0	
249	Official God of War Temple (Sacrificial Rites Martial Temple	0	
250	Wufei Temple (Five Consorts Temple)	0	
251	Sicao Dazhong Temple and Gun Emplacement	0	
252	Southern Taiwan Science Park	0	
253	Ten Drum Rentou Creative Park	0	
255	Taiwan Salt Museum	0	
260	Guanziling	2	<div></div> 0.3%
261	Qigu Birdseeing	0	
262	Wushantou Reservoir Scenic Area	0	
263	Tsengwen Reservoir Scenic Area	0	
264	Dakeng Recreation Farm	0	
265	Tsou-Ma-Lai Farm	0	
270	Love River	9	<div></div> 1.4%
271	Xizi Bay	10	<div></div> 1.5%
272	Lotus Lake	2	<div></div> 0.3%
273	Qijin Seaside Park	4	<div></div> 0.6%
274	Shou Shan(Shou Shan Zoo)	0	
275	Dragon and Tiger Pagodas	0	
276	Urban Spotlight	1	<div></div> 0.2%
277	Kaohsiung 85 Building	2	<div></div> 0.3%
278	Spring and Autumn Pavilions	0	
279	Confucius Temple (Kaohsiung )	0	
280	Kaohsiung Port	3	<div></div> 0.5%
281	Blue Lagoon Water Theme Park	0	
282	Kaohsiung Museum of History	0	
283	Chijin Mazu Temple	0	
284	National Science and Technology Museum	0	
285	Kaohsiung Museum of Fine Arts	0	
286	Dream Mall	1	<div></div> 0.2%
287	New Juejiang Shopping Area	1	<div></div> 0.2%
288	Gushan Ferry Station	0	

## # d2\_2: d2\_2 Your least favorite tourist spot is:

Value	Label	Cases	Percentage
289	Central Park (Kaohsiung)	0	
290	Former British Consulate	1	0.2%
291	Teresa Teng Memorial Hall	6	0.9%
292	EDA World	1	0.2%
293	Pier-2 Art Cneter	0	
294	Fo Kuang Shan	0	
295	Cheng Ching Lake	3	0.5%
296	Meinong Hakka Cultural Village	0	
297	Baolai and Bulao Springs	0	
298	Maolin National Scenic Area	0	
299	Liugui Service Area	0	
300	Jiaxian	0	
301	Meishan Visitor Center	0	
302	Kaohsiung Farm	0	
303	Tengzhi National Forest Recreation Area	0	
304	Shihba Luohan Shan	0	
305	Sandimen	0	
306	Saijia Service Area (Saijia Aviation Park)	0	
314	Houbihu	0	
315	Kenting National Park	21	3.2%
317	National Museum of Marine Biology and Aquarium	1	0.2%
319	Maubitou Park	0	
320	Sichongxi	2	0.3%
321	Jialeshuei Scenic Area	0	
322	Kenting Space Port	0	
323	Nanwan Beach Recreation Area	0	
324	Dapeng Bay National Scenic Area	0	
325	Kenting Sea Pool	0	
326	Liuqiu (Shiaoliuqiu)	0	
327	Sandimen	0	
328	Chuanfan Rock	1	0.2%
329	Hengchun Ancient City	0	
330	Jiaosi	1	0.2%
331	Tung Shan Science Area	0	
332	Taipingshan Forest Recreation Area	0	
333	Suao Cold Springs	0	
334	Wufengqi Scenic Area	0	
335	Guishan Island (Turtle Island)	0	
336	Fushan Botanical Garden	0	
337	Toucheng Recreation Farm	0	
338	Nanfangao	1	0.2%
339	Taipingshan National Forest Recreation Area	0	
340	Toucheng Sea Pool	0	
341	Chilan Forest Playground	0	
342	Caoling Historic Trail	0	

## # d2\_2: d2\_2 Your least favorite tourist spot is:

Value	Label	Cases	Percentage
343	Wushih Harbor	0	
344	Da River (Daxi) Honeymoon Bay	0	
345	National Center for Traditional Arts	1	0.2%
346	Lanyang Museum	0	
350	Taroko, Tienhsiang	18	2.8%
351	Hualien Farglory Ocean Park	0	
352	Qixing Lake (Qixingtang)	5	0.8%
353	Amis Cultural Village	0	
354	Liyu (Carp) Lake	1	0.2%
355	Shin Kong Chao Feng Ranch & Resort	0	
356	Ruisui Hongye Springs	2	0.3%
357	Xiuguluan River Rafting Area	0	
358	Wenshan Springs	0	
360	National DongHua University	0	
361	Hualien Seaside Park	0	
362	Whale and Dolphine Watching Tour along East Coast	0	
363	Hualien Sugar Factory	0	
364	Shitiping	0	
365	Hualien Tzuchi	0	
366	Mataian Wetland Ecological Park	0	
367	Liushidan Mountain	0	
370	Chihpen	7	1.1%
371	Sanxiantai (Terrace of the Three Immortals)	1	0.2%
372	Lyudao ( Green Island )	0	
373	Baxian Cave (Baxiandong)	3	0.5%
374	Xiaoyeliu (Jialulan)	0	
375	Beinan Cultural Park	0	
376	Guanshan Water Park	0	
377	Chulu Pasture	0	
378	Taitung Veterans Farm	0	
379	Lanyu (Orchid Island)	0	
380	National Museum of Prehistory	0	
381	Chengkong Harbor	0	
382	Water Running Up	11	1.7%
383	Dulan Mountain	1	0.2%
385	Penghu National Scenic Area	1	0.2%
386	Jibei Island	0	
387	Qimei Island	0	
390	Cihu (Kinmen)	0	
391	Kinmen National Park	0	
392	Taoshan	0	
393	Guniungtou War Museum	0	
394	Kinmen Folk Culture Village	0	
395	Juguang Tower	0	
396	Taiwu Mountain	0	

## # d2\_2: d2\_2 Your least favorite tourist spot is:

Value	Label	Cases	Percentage
397	Kinmen Liquor Factory	0	
398	Wujiang River Estuary	0	
399	Sun Yat-sen Memorial Forest	0	
405	Qinbi Village	0	
406	Bishan Sightseeing Platform	0	
801	Shilin Night Market	58	8.9%
802	Huaxi Street (Snake Alley) Night Market	12	1.8%
803	Raohe Street Night Market	13	2.0%
804	Shida Night Market	7	1.1%
805	Linjiang St. Night Market	2	0.3%
806	Gongguan Night Market	0	
807	Dihua Street Night Market	0	
808	Ninxia Night Market	10	1.5%
809	Nanjichang Night Market	0	
810	Jingmei Night Market	0	
811	Liaoning Street Night Market	0	
812	Yansan Night Market	0	
813	Other Night Markets in Taipei City	0	
815	Lehua Night Market	0	
816	Banciao Nanya Night Market	0	
817	Sinjhuang Night Market	0	
818	Jhonghe Singnan Night Market	0	
819	Fuda Garden Night Market	0	
820	Other Night Markets in New Taipei City	0	
825	Miaoko Night Market	1	0.2%
826	Other Night Markets in Keelung City	0	
830	Jhongli Sinmin Night Market	0	
831	Taoyuan Tourist Night Market	0	
832	Other Night Markets in Taoyuan County	0	
834	Chenghuang Temple Night Market	0	
835	Other Night Markets in Hsinchu City	0	
838	Other Night Markets in Hsinchu County	0	
840	Other Night Markets in Miaoli County	0	
843	Fongjia Night Market	5	0.8%
844	Jhonghua Night Market	0	
845	Yizhong Street Night Market	1	0.2%
846	Other Night Markets in Taichung City	1	0.2%
849	Other Night Market in Nantou County	0	
851	Other Night Markets in Changhua County	0	
853	Other Night Markets in Yunlin County	0	
855	Wenhua Rd. Night Market	1	0.2%
856	Other Night Markets in Chiayi City	0	
858	Other Night Markets in Chiayi County	0	
860	Siaobei Night Market	0	
861	Huayuan Night Market in Tainan City	1	0.2%

# d2_2: d2_2 Your least favorite tourist spot is:			
Value	Label	Cases	Percentage
862	Other Night Markets in Tainan City	0	
863	Other Night Markets in Tainan City	0	
865	Liuhe Night Market	13	<div><div></div></div> 2.0%
866	Sinsing Night Market	0	
867	Rueifong Night Market	2	<div><div></div></div> 0.3%
868	Jin-Zuan Night Market	0	
869	Kaisyuan Night Market	1	<div><div></div></div> 0.2%
870	Other Night Markets in Kaohsiung City	0	
871	Minzu Rd. Night Market	0	
872	Other Night Markets in Pingtung County	1	<div><div></div></div> 0.2%
874	Luodong Night Market	3	<div><div></div></div> 0.5%
875	Other Night Markets in Yilan County	0	
877	Nanbin Night Market	0	
878	Ziqiang Night Market	2	<div><div></div></div> 0.3%
879	Huayuan Night Market in Hualien County	0	
880	Other Night Markets in Taitung County	0	
883	Other Night Markets in Penghu County	0	
885	Other Night Markets in Kinmen County	0	
Sysmiss		5379	
Warning: these figures indicate the number of cases found in the data file. They cannot be interpreted as summary statistics of the population of interest.			
# d3a: d3a Please rate your level of satisfaction with the means of public transportation in Taiwan : High Speed Rail			
Information	[Type= discrete] [Format=numeric] [Range= 0-5] [Missing=*]		
Statistics [NW/ W]	[Valid=6033 /-] [Invalid=0 /-]		
Value	Label	Cases	Percentage
0	No experience	4674	<div><div></div></div> 77.5%
1	Very dissatisfied	1	<div><div></div></div> 0.0%
2	Dissatisfied	2	<div><div></div></div> 0.0%
3	Neutral	24	<div><div></div></div> 0.4%
4	Satisfied	264	<div><div></div></div> 4.4%
5	Very satisfied	1068	<div><div></div></div> 17.7%
Warning: these figures indicate the number of cases found in the data file. They cannot be interpreted as summary statistics of the population of interest.			
# d3b: d3b Please rate your level of satisfaction with the means of public transportation in Taiwan : Train			
Information	[Type= discrete] [Format=numeric] [Range= 0-5] [Missing=*]		
Statistics [NW/ W]	[Valid=6033 /-] [Invalid=0 /-]		
Value	Label	Cases	Percentage
0	No experience	3704	<div><div></div></div> 61.4%
1	Very dissatisfied	1	<div><div></div></div> 0.0%
2	Dissatisfied	41	<div><div></div></div> 0.7%
3	Neutral	231	<div><div></div></div> 3.8%
4	Satisfied	679	<div><div></div></div> 11.3%
5	Very satisfied	1377	<div><div></div></div> 22.8%
Warning: these figures indicate the number of cases found in the data file. They cannot be interpreted as summary statistics of the population of interest.			



# d3c: d3c Please rate your level of satisfaction with the means of public transportation in Taiwan : MRT			
Information	[Type= discrete] [Format=numeric] [Range= 0-5] [Missing=*]		
Statistics [NW/ W]	[Valid=6033 /-] [Invalid=0 /-]		
Value	Label	Cases	Percentage
0	No experience	2692	<div></div> 44.6%
1	Very dissatisfied	0	
2	Dissatisfied	5	<div></div> 0.1%
3	Neutral	101	<div></div> 1.7%
4	Satisfied	820	<div></div> 13.6%
5	Very satisfied	2415	<div></div> 40.0%
Warning: these figures indicate the number of cases found in the data file. They cannot be interpreted as summary statistics of the population of interest.			
# d3d: d3d Please rate your level of satisfaction with the means of public transportation in Taiwan : Airplane			
Information	[Type= discrete] [Format=numeric] [Range= 0-5] [Missing=*]		
Statistics [NW/ W]	[Valid=6033 /-] [Invalid=0 /-]		
Value	Label	Cases	Percentage
0	No experience	5991	<div></div> 99.3%
1	Very dissatisfied	0	
2	Dissatisfied	1	<div></div> 0.0%
3	Neutral	5	<div></div> 0.1%
4	Satisfied	16	<div></div> 0.3%
5	Very satisfied	20	<div></div> 0.3%
Warning: these figures indicate the number of cases found in the data file. They cannot be interpreted as summary statistics of the population of interest.			
# d3e: d3e Please rate your level of satisfaction with the means of public transportation in Taiwan : Coach			
Information	[Type= discrete] [Format=numeric] [Range= 0-5] [Missing=*]		
Statistics [NW/ W]	[Valid=6033 /-] [Invalid=0 /-]		
Value	Label	Cases	Percentage
0	No experience	4117	<div></div> 68.2%
1	Very dissatisfied	1	<div></div> 0.0%
2	Dissatisfied	2	<div></div> 0.0%
3	Neutral	81	<div></div> 1.3%
4	Satisfied	337	<div></div> 5.6%
5	Very satisfied	1495	<div></div> 24.8%
Warning: these figures indicate the number of cases found in the data file. They cannot be interpreted as summary statistics of the population of interest.			

# d3f: d3f Please rate your level of satisfaction with the means of public transportation in Taiwan : Sightseeing tour bus			
Information	[Type= discrete] [Format=numeric] [Range= 0-5] [Missing=*]		
Statistics [NW/ W]	[Valid=6033 /-] [Invalid=0 /-]		
Value	Label	Cases	Percentage
0	No experience	5629	<div><div></div></div> 93.3%
1	Very dissatisfied	1	0.0%
2	Dissatisfied	6	0.1%
3	Neutral	42	0.7%
4	Satisfied	127	2.1%
5	Very satisfied	228	3.8%
Warning: these figures indicate the number of cases found in the data file. They cannot be interpreted as summary statistics of the population of interest.			
# d3g: d3g Please rate your level of satisfaction with the means of public transportation in Taiwan : Bus			
Information	[Type= discrete] [Format=numeric] [Range= 0-5] [Missing=*]		
Statistics [NW/ W]	[Valid=6033 /-] [Invalid=0 /-]		
Value	Label	Cases	Percentage
0	No experience	4064	<div><div></div></div> 67.4%
1	Very dissatisfied	2	0.0%
2	Dissatisfied	43	0.7%
3	Neutral	222	3.7%
4	Satisfied	683	11.3%
5	Very satisfied	1019	16.9%
Warning: these figures indicate the number of cases found in the data file. They cannot be interpreted as summary statistics of the population of interest.			
# d3h: d3h Please rate your level of satisfaction with the means of public transportation in Taiwan : Taxi			
Information	[Type= discrete] [Format=numeric] [Range= 0-5] [Missing=*]		
Statistics [NW/ W]	[Valid=6033 /-] [Invalid=0 /-]		
Value	Label	Cases	Percentage
0	No experience	2289	<div><div></div></div> 37.9%
1	Very dissatisfied	7	0.1%
2	Dissatisfied	60	1.0%
3	Neutral	293	4.9%
4	Satisfied	1113	18.4%
5	Very satisfied	2271	37.6%
Warning: these figures indicate the number of cases found in the data file. They cannot be interpreted as summary statistics of the population of interest.			
# d3i: d3i Please rate your level of satisfaction with the means of public transportation in Taiwan : Ferry			
Information	[Type= discrete] [Format=numeric] [Range= 0-5] [Missing=*]		
Statistics [NW/ W]	[Valid=6033 /-] [Invalid=0 /-]		
Value	Label	Cases	Percentage
0	No experience	4475	<div><div></div></div> 74.2%
1	Very dissatisfied	3	0.0%
2	Dissatisfied	2	0.0%
3	Neutral	87	1.4%
4	Satisfied	405	6.7%
5	Very satisfied	1061	17.6%
Warning: these figures indicate the number of cases found in the data file. They cannot be interpreted as summary statistics of the population of interest.			

# d3j: d3j Please rate your level of satisfaction with the means of public transportation in Taiwan : Taiwan Tourist Shuttle			
Information	[Type= discrete] [Format=numeric] [Range= 0-5] [Missing=*]		
Statistics [NW/ W]	[Valid=6033 /-] [Invalid=0 /-]		
Value	Label	Cases	Percentage
0	No experience	5912	<div><div></div></div> 98.0%
1	Very dissatisfied	2	<div><div></div></div> 0.0%
2	Dissatisfied	0	<div><div></div></div>
3	Neutral	7	<div><div></div></div> 0.1%
4	Satisfied	36	<div><div></div></div> 0.6%
5	Very satisfied	76	<div><div></div></div> 1.3%
Warning: these figures indicate the number of cases found in the data file. They cannot be interpreted as summary statistics of the population of interest.			
# d4_1a: d4_1a Where did you stay during this visit to Taiwan? Hotels			
Information	[Type= discrete] [Format=numeric] [Range= 0-1] [Missing=*]		
Statistics [NW/ W]	[Valid=6033 /-] [Invalid=0 /-]		
Value	Label	Cases	Percentage
0	No	997	<div><div></div></div> 16.5%
1	Yes	5036	<div><div></div></div> 83.5%
Warning: these figures indicate the number of cases found in the data file. They cannot be interpreted as summary statistics of the population of interest.			
# d4_1b: d4_1b The main hotel is in __ County (City)			
Information	[Type= discrete] [Format=numeric] [Range= 1-22] [Missing=*]		
Statistics [NW/ W]	[Valid=5036 /-] [Invalid=997 /-]		
Value	Label	Cases	Percentage
1	Taipei City	3467	<div><div></div></div> 68.8%
2	New Taipei City	23	<div><div></div></div> 0.5%
3	Keelung City	317	<div><div></div></div> 6.3%
4	Taoyuan County	89	<div><div></div></div> 1.8%
5	Hsinchu City	5	<div><div></div></div> 0.1%
6	Hsinchu County	241	<div><div></div></div> 4.8%
7	Miaoli County	60	<div><div></div></div> 1.2%
8	Taichung City	9	<div><div></div></div> 0.2%
9	Nantou County	6	<div><div></div></div> 0.1%
10	Changhua County	56	<div><div></div></div> 1.1%
11	Yunlin County	71	<div><div></div></div> 1.4%
12	Chiayi City	432	<div><div></div></div> 8.6%
13	Chiayi County	89	<div><div></div></div> 1.8%
14	Tainan City	39	<div><div></div></div> 0.8%
15	Kaohsiung City	75	<div><div></div></div> 1.5%
16	Pingtung County	56	<div><div></div></div> 1.1%
17	Yilan County	0	<div><div></div></div>
18	Hualien County	1	<div><div></div></div> 0.0%
19	Taitung County	0	<div><div></div></div>
20	Penghu County	0	<div><div></div></div>
21	Kinmen County	0	<div><div></div></div>
22	Matsu	0	<div><div></div></div>

# d4_1b: d4_1b The main hotel is in __ County (City)			
<b>Value</b>	<b>Label</b>	<b>Cases</b>	<b>Percentage</b>
Sysmiss		997	
Warning: these figures indicate the number of cases found in the data file. They cannot be interpreted as summary statistics of the population of interest.			
# d4_1c: d4_1c The main hotel is			
<b>Information</b>	[Type= discrete] [Format=numeric] [Range= 1-3] [Missing=*]		
<b>Statistics [NW/ W]</b>	[Valid=5036 /-] [Invalid=997 /-]		
<b>Value</b>	<b>Label</b>	<b>Cases</b>	<b>Percentage</b>
1	International Tourist Hotels	1137	22.6%
2	Tourist Hotels	401	8.0%
3	Ordinary Tourist Hotels	3498	69.5%
Sysmiss		997	
Warning: these figures indicate the number of cases found in the data file. They cannot be interpreted as summary statistics of the population of interest.			
# d4_1d: d4_1d How do you rate Hotel?			
<b>Information</b>	[Type= discrete] [Format=numeric] [Range= 1-5] [Missing=*]		
<b>Statistics [NW/ W]</b>	[Valid=5036 /-] [Invalid=997 /-]		
<b>Value</b>	<b>Label</b>	<b>Cases</b>	<b>Percentage</b>
1	Very dissatisfied	27	0.5%
2	Dissatisfied	69	1.4%
3	Neutral	640	12.7%
4	Satisfied	1971	39.1%
5	Very satisfied	2329	46.2%
Sysmiss		997	
Warning: these figures indicate the number of cases found in the data file. They cannot be interpreted as summary statistics of the population of interest.			
# d4_2a: d4_2a Where did you stay during this visit to Taiwan? Guest houses			
<b>Information</b>	[Type= discrete] [Format=numeric] [Range= 0-1] [Missing=*]		
<b>Statistics [NW/ W]</b>	[Valid=6033 /-] [Invalid=0 /-]		
<b>Value</b>	<b>Label</b>	<b>Cases</b>	<b>Percentage</b>
0	No	5549	92.0%
1	Yes	484	8.0%
Warning: these figures indicate the number of cases found in the data file. They cannot be interpreted as summary statistics of the population of interest.			
# d4_2b: d4_2b How do you rate Guest houses?			
<b>Information</b>	[Type= discrete] [Format=numeric] [Range= 1-5] [Missing=*]		
<b>Statistics [NW/ W]</b>	[Valid=484 /-] [Invalid=5549 /-]		
<b>Value</b>	<b>Label</b>	<b>Cases</b>	<b>Percentage</b>
1	Very dissatisfied	2	0.4%
2	Dissatisfied	8	1.7%
3	Neutral	54	11.2%
4	Satisfied	196	40.5%
5	Very satisfied	224	46.3%
Sysmiss		5549	
Warning: these figures indicate the number of cases found in the data file. They cannot be interpreted as summary statistics of the population of interest.			
# d4_3a: d4_3a Where did you stay during this visit to Taiwan? Youth hostels or community centers			
<b>Information</b>	[Type= discrete] [Format=numeric] [Range= 0-1] [Missing=*]		

# d4_3a: d4_3a Where did you stay during this visit to Taiwan? Youth hostels or community centers			
Statistics [NW/ W]		[Valid=6033 /-] [Invalid=0 /-]	
Value	Label	Cases	Percentage
0	No	5826	<div><div></div></div> 96.6%
1	Yes	207	<div><div></div></div> 3.4%
Warning: these figures indicate the number of cases found in the data file. They cannot be interpreted as summary statistics of the population of interest.			
# d4_3b: d4_3b How do you rate youth hostels or community centers?			
Information		[Type= discrete] [Format=numeric] [Range= 1-5] [Missing=*]	
Statistics [NW/ W]		[Valid=207 /-] [Invalid=5826 /-]	
Value	Label	Cases	Percentage
1	Very dissatisfied	1	<div><div></div></div> 0.5%
2	Dissatisfied	2	<div><div></div></div> 1.0%
3	Neutral	23	<div><div></div></div> 11.1%
4	Satisfied	81	<div><div></div></div> 39.1%
5	Very satisfied	100	<div><div></div></div> 48.3%
Sysmiss		5826	
Warning: these figures indicate the number of cases found in the data file. They cannot be interpreted as summary statistics of the population of interest.			
# d4_4: d4_4 Where did you stay during this visit to Taiwan? The home of relatives or friends			
Information		[Type= discrete] [Format=numeric] [Range= 0-1] [Missing=*]	
Statistics [NW/ W]		[Valid=6033 /-] [Invalid=0 /-]	
Value	Label	Cases	Percentage
0	No	5634	<div><div></div></div> 93.4%
1	Yes	399	<div><div></div></div> 6.6%
Warning: these figures indicate the number of cases found in the data file. They cannot be interpreted as summary statistics of the population of interest.			
# d4_5: d4_5 Where did you stay during this visit to Taiwan? Dormitory			
Information		[Type= discrete] [Format=numeric] [Range= 0-1] [Missing=*]	
Statistics [NW/ W]		[Valid=6033 /-] [Invalid=0 /-]	
Value	Label	Cases	Percentage
0	No	5959	<div><div></div></div> 98.8%
1	Yes	74	<div><div></div></div> 1.2%
Warning: these figures indicate the number of cases found in the data file. They cannot be interpreted as summary statistics of the population of interest.			
# d4_6: d4_6 Where did you stay during this visit to Taiwan? Rental apartments			
Information		[Type= discrete] [Format=numeric] [Range= 0-1] [Missing=*]	
Statistics [NW/ W]		[Valid=6033 /-] [Invalid=0 /-]	
Value	Label	Cases	Percentage
0	No	5967	<div><div></div></div> 98.9%
1	Yes	66	<div><div></div></div> 1.1%
Warning: these figures indicate the number of cases found in the data file. They cannot be interpreted as summary statistics of the population of interest.			
# d4_7: d4_7 Where did you stay during this visit to Taiwan? Temples, seminaries, or churches			
Information		[Type= discrete] [Format=numeric] [Range= 0-1] [Missing=*]	
Statistics [NW/ W]		[Valid=6033 /-] [Invalid=0 /-]	
Value	Label	Cases	Percentage
0	No	6013	<div><div></div></div> 99.7%

# d4_7: d4_7 Where did you stay during this visit to Taiwan? Temples, seminaries, or churches			
<b>Value</b>	<b>Label</b>	<b>Cases</b>	<b>Percentage</b>
1	Yes	20	0.3%
Warning: these figures indicate the number of cases found in the data file. They cannot be interpreted as summary statistics of the population of interest.			
# d4_8: d4_8 Where did you stay during this visit to Taiwan? Others			
<b>Information</b>	[Type= discrete] [Format=numeric] [Range= 0-1] [Missing=*]		
<b>Statistics [NW/ W]</b>	[Valid=6033 /-] [Invalid=0 /-]		
<b>Value</b>	<b>Label</b>	<b>Cases</b>	<b>Percentage</b>
0	No	6011	99.6%
1	Yes	22	0.4%
Warning: these figures indicate the number of cases found in the data file. They cannot be interpreted as summary statistics of the population of interest.			
# d5: d5 Will you visit Taiwan again?			
<b>Information</b>	[Type= discrete] [Format=numeric] [Range= 1-2] [Missing=*]		
<b>Statistics [NW/ W]</b>	[Valid=6033 /-] [Invalid=0 /-]		
<b>Value</b>	<b>Label</b>	<b>Cases</b>	<b>Percentage</b>
1	Yes	5888	97.6%
2	No	145	2.4%
Warning: these figures indicate the number of cases found in the data file. They cannot be interpreted as summary statistics of the population of interest.			
# d5_1: d5_1 Yes_ The main reason is			
<b>Information</b>	[Type= discrete] [Format=numeric] [Range= 1-7] [Missing=*]		
<b>Statistics [NW/ W]</b>	[Valid=5888 /-] [Invalid=145 /-]		
<b>Value</b>	<b>Label</b>	<b>Cases</b>	<b>Percentage</b>
1	Sightseeing	4418	75.0%
2	Business	808	13.7%
3	International Conference or Exhibition	63	1.1%
4	Visiting friends or relatives	514	8.7%
5	Studies	43	0.7%
6	Medical Treatment	5	0.1%
7	Others	37	0.6%
Sysmiss		145	
Warning: these figures indicate the number of cases found in the data file. They cannot be interpreted as summary statistics of the population of interest.			
# d6: d6 Will you recommend friends or relatives to visit Taiwan?			
<b>Information</b>	[Type= discrete] [Format=numeric] [Range= 1-2] [Missing=*]		
<b>Statistics [NW/ W]</b>	[Valid=6033 /-] [Invalid=0 /-]		
<b>Value</b>	<b>Label</b>	<b>Cases</b>	<b>Percentage</b>
1	Yes	5954	98.7%
2	No	79	1.3%
Warning: these figures indicate the number of cases found in the data file. They cannot be interpreted as summary statistics of the population of interest.			
# d7_1_1: d7_1_1 How do you rate your satisfaction with the experiences you had during your stay in Taiwan:1.Convenience(1)Efficiency of applying for a visa			
<b>Information</b>	[Type= discrete] [Format=numeric] [Range= 0-5] [Missing=*]		
<b>Statistics [NW/ W]</b>	[Valid=6033 /-] [Invalid=0 /-]		
<b>Value</b>	<b>Label</b>	<b>Cases</b>	<b>Percentage</b>
0	No experience	2514	41.7%

**# d7\_1\_1: d7\_1\_1 How do you rate your satisfaction with the experiences you had during your stay in Taiwan:1.Convenience(1)Efficiency of applying for a visa**

Value	Label	Cases	Percentage
1	Very dissatisfied	47	0.8%
2	Dissatisfied	110	1.8%
3	Neutral	602	10.0%
4	Satisfied	1081	17.9%
5	Very satisfied	1679	27.8%

Warning: these figures indicate the number of cases found in the data file. They cannot be interpreted as summary statistics of the population of interest.

**# d7\_1\_2: d7\_1\_2 How do you rate your satisfaction with the experiences you had during your stay in Taiwan:1.Convenience(2)International transportation to Taiwan(Ease of obtaining tickets, flight times, etc.)**

<b>Information</b>	[Type= discrete] [Format=numeric] [Range= 1-5] [Missing=*]
<b>Statistics [NW/ W]</b>	[Valid=6033 /-] [Invalid=0 /-]

Value	Label	Cases	Percentage
1	Very dissatisfied	14	0.2%
2	Dissatisfied	45	0.7%
3	Neutral	486	8.1%
4	Satisfied	2352	39.0%
5	Very satisfied	3136	52.0%

Warning: these figures indicate the number of cases found in the data file. They cannot be interpreted as summary statistics of the population of interest.

**# d7\_1\_3: d7\_1\_3 How do you rate your satisfaction with the experiences you had during your stay in Taiwan:1.Convenience(3)Communication facilities(Int'l public telephone, the Internet)**

<b>Information</b>	[Type= discrete] [Format=numeric] [Range= 0-5] [Missing=*]
<b>Statistics [NW/ W]</b>	[Valid=6033 /-] [Invalid=0 /-]

Value	Label	Cases	Percentage
0	No experience	792	13.1%
1	Very dissatisfied	39	0.6%
2	Dissatisfied	170	2.8%
3	Neutral	826	13.7%
4	Satisfied	1901	31.5%
5	Very satisfied	2305	38.2%

Warning: these figures indicate the number of cases found in the data file. They cannot be interpreted as summary statistics of the population of interest.

**# d7\_1\_3a: d7\_1\_3a How do you rate your satisfaction with the experiences you had during your stay in Taiwan:1.Convenience(3A)Communication facilities(iTaiwan free wifi )**

<b>Information</b>	[Type= discrete] [Format=numeric] [Range= 0-5] [Missing=*]
<b>Statistics [NW/ W]</b>	[Valid=6033 /-] [Invalid=0 /-]

Value	Label	Cases	Percentage
0	No experience	3589	59.5%
1	Very dissatisfied	85	1.4%
2	Dissatisfied	153	2.5%
3	Neutral	426	7.1%
4	Satisfied	734	12.2%
5	Very satisfied	1046	17.3%

Warning: these figures indicate the number of cases found in the data file. They cannot be interpreted as summary statistics of the population of interest.

# d7_1_4: d7_1_4 How do you rate your satisfaction with the experiences you had during your stay in Taiwan:1.Convenience(4)Access to tourism information			
Information	[Type= discrete] [Format=numeric] [Range= 0-5] [Missing=*]		
Statistics [NW/ W]	[Valid=6033 /-] [Invalid=0 /-]		
Value	Label	Cases	Percentage
0	No experience	1031	<div><div></div></div> 17.1%
1	Very dissatisfied	8	<div><div></div></div> 0.1%
2	Dissatisfied	61	<div><div></div></div> 1.0%
3	Neutral	678	<div><div></div></div> 11.2%
4	Satisfied	1976	<div><div></div></div> 32.8%
5	Very satisfied	2279	<div><div></div></div> 37.8%
Warning: these figures indicate the number of cases found in the data file. They cannot be interpreted as summary statistics of the population of interest.			
# d7_1_5: d7_1_5 How do you rate your satisfaction with the experiences you had during your stay in Taiwan:1.Convenience(5)Local transportation			
Information	[Type= discrete] [Format=numeric] [Range= 0-5] [Missing=*]		
Statistics [NW/ W]	[Valid=6033 /-] [Invalid=0 /-]		
Value	Label	Cases	Percentage
0	No experience	475	<div><div></div></div> 7.9%
1	Very dissatisfied	4	<div><div></div></div> 0.1%
2	Dissatisfied	41	<div><div></div></div> 0.7%
3	Neutral	442	<div><div></div></div> 7.3%
4	Satisfied	2186	<div><div></div></div> 36.2%
5	Very satisfied	2885	<div><div></div></div> 47.8%
Warning: these figures indicate the number of cases found in the data file. They cannot be interpreted as summary statistics of the population of interest.			
# d7_1_6: d7_1_6 How do you rate your satisfaction with the experiences you had during your stay in Taiwan:1.Convenience(6)Immigration procedures			
Information	[Type= discrete] [Format=numeric] [Range= 1-5] [Missing=*]		
Statistics [NW/ W]	[Valid=6033 /-] [Invalid=0 /-]		
Value	Label	Cases	Percentage
1	Very dissatisfied	43	<div><div></div></div> 0.7%
2	Dissatisfied	137	<div><div></div></div> 2.3%
3	Neutral	618	<div><div></div></div> 10.2%
4	Satisfied	2334	<div><div></div></div> 38.7%
5	Very satisfied	2901	<div><div></div></div> 48.1%
Warning: these figures indicate the number of cases found in the data file. They cannot be interpreted as summary statistics of the population of interest.			
# d7_1_7: d7_1_7 How do you rate your satisfaction with the experiences you had during your stay in Taiwan:1.Convenience(7)Customs procedures			
Information	[Type= discrete] [Format=numeric] [Range= 1-5] [Missing=*]		
Statistics [NW/ W]	[Valid=6033 /-] [Invalid=0 /-]		
Value	Label	Cases	Percentage
1	Very dissatisfied	20	<div><div></div></div> 0.3%
2	Dissatisfied	77	<div><div></div></div> 1.3%
3	Neutral	649	<div><div></div></div> 10.8%
4	Satisfied	2353	<div><div></div></div> 39.0%
5	Very satisfied	2934	<div><div></div></div> 48.6%



# d7_1_7: d7_1_7 How do you rate your satisfaction with the experiences you had during your stay in Taiwan:1.Convenience(7)Customs procedures			
Warning: these figures indicate the number of cases found in the data file. They cannot be interpreted as summary statistics of the population of interest.			
# d7_2_1: d7_2_1 How do you rate your satisfaction with the experiences you had during your stay in Taiwan:2.Environment internationalization(1)Clearness of road signs and public facilities signs			
Information	[Type= discrete] [Format=numeric] [Range= 1-5] [Missing=*]		
Statistics [NW/ W]	[Valid=6033 /-] [Invalid=0 /-]		
Value	Label	Cases	Percentage
1	Very dissatisfied	30	0.5%
2	Dissatisfied	166	2.8%
3	Neutral	997	16.5%
4	Satisfied	2224	36.9%
5	Very satisfied	2616	43.4%
Warning: these figures indicate the number of cases found in the data file. They cannot be interpreted as summary statistics of the population of interest.			
# d7_2_2: d7_2_2 How do you rate your satisfaction with the experiences you had during your stay in Taiwan:2.Environment internationalization(2)Access to services in English			
Information	[Type= discrete] [Format=numeric] [Range= 1-5] [Missing=*]		
Statistics [NW/ W]	[Valid=6033 /-] [Invalid=0 /-]		
Value	Label	Cases	Percentage
1	Very dissatisfied	66	1.1%
2	Dissatisfied	180	3.0%
3	Neutral	806	13.4%
4	Satisfied	1898	31.5%
5	Very satisfied	3083	51.1%
Warning: these figures indicate the number of cases found in the data file. They cannot be interpreted as summary statistics of the population of interest.			
# d7_2_3: d7_2_3 How do you rate your satisfaction with the experiences you had during your stay in Taiwan:2.Environment internationalization(3)Friendliness of Taiwan people			
Information	[Type= discrete] [Format=numeric] [Range= 1-5] [Missing=*]		
Statistics [NW/ W]	[Valid=6033 /-] [Invalid=0 /-]		
Value	Label	Cases	Percentage
1	Very dissatisfied	2	0.0%
2	Dissatisfied	17	0.3%
3	Neutral	223	3.7%
4	Satisfied	1421	23.6%
5	Very satisfied	4370	72.4%
Warning: these figures indicate the number of cases found in the data file. They cannot be interpreted as summary statistics of the population of interest.			
# d7_3_1: d7_3_1 How do you rate your satisfaction with the experiences you had during your stay in Taiwan:3.Safety(1)Safety of recreational facilities			
Information	[Type= discrete] [Format=numeric] [Range= 0-5] [Missing=*]		
Statistics [NW/ W]	[Valid=6033 /-] [Invalid=0 /-]		
Value	Label	Cases	Percentage
0	No experience	377	6.2%
1	Very dissatisfied	1	0.0%
2	Dissatisfied	12	0.2%
3	Neutral	263	4.4%




**# d7\_3\_1: d7\_3\_1 How do you rate your satisfaction with the experiences you had during your stay in Taiwan:3.Safety(1)Safety of recreational facilities**

Value	Label	Cases	Percentage
4	Satisfied	1863	 30.9%
5	Very satisfied	3517	 58.3%

Warning: these figures indicate the number of cases found in the data file. They cannot be interpreted as summary statistics of the population of interest.

**# d7\_3\_2: d7\_3\_2 How do you rate your satisfaction with the experiences you had during your stay in Taiwan:3.Safety(2)Safety of social environments**





Information	[Type= discrete] [Format=numeric] [Range= 1-5] [Missing=*]
Statistics [NW/ W]	[Valid=6033 /-] [Invalid=0 /-]

Value	Label	Cases	Percentage
1	Very dissatisfied	2	0.0%
2	Dissatisfied	19	0.3%
3	Neutral	286	 4.7%
4	Satisfied	1928	 32.0%
5	Very satisfied	3798	 63.0%

Warning: these figures indicate the number of cases found in the data file. They cannot be interpreted as summary statistics of the population of interest.

**# d7\_3\_3: d7\_3\_3 How do you rate your satisfaction with the experiences you had during your stay in Taiwan:3.Safety(3)Safety of accommodation facilities**





Information	[Type= discrete] [Format=numeric] [Range= 0-5] [Missing=*]
Statistics [NW/ W]	[Valid=6033 /-] [Invalid=0 /-]

Value	Label	Cases	Percentage
0	No experience	127	 2.1%
1	Very dissatisfied	7	0.1%
2	Dissatisfied	22	0.4%
3	Neutral	259	 4.3%
4	Satisfied	1905	 31.6%
5	Very satisfied	3713	 61.5%

Warning: these figures indicate the number of cases found in the data file. They cannot be interpreted as summary statistics of the population of interest.

**# d7\_3\_4: d7\_3\_4 How do you rate your satisfaction with the experiences you had during your stay in Taiwan:3.Safety(4)Good public environmental hygiene**

Information	[Type= discrete] [Format=numeric] [Range= 1-5] [Missing=*]
Statistics [NW/ W]	[Valid=6033 /-] [Invalid=0 /-]

Value	Label	Cases	Percentage
1	Very dissatisfied	10	0.2%
2	Dissatisfied	95	 1.6%
3	Neutral	684	 11.3%
4	Satisfied	2093	 34.7%
5	Very satisfied	3151	 52.2%

Warning: these figures indicate the number of cases found in the data file. They cannot be interpreted as summary statistics of the population of interest.

**# d7\_3\_5: d7\_3\_5 How do you rate your satisfaction with the experiences you had during your stay in Taiwan:3.Safety(5)Good food hygiene**

Information	[Type= discrete] [Format=numeric] [Range= 1-5] [Missing=*]
Statistics [NW/ W]	[Valid=6033 /-] [Invalid=0 /-]

**# d7\_3\_5: d7\_3\_5 How do you rate your satisfaction with the experiences you had during your stay in Taiwan:3.Safety(5)Good food hygiene**

Value	Label	Cases	Percentage
1	Very dissatisfied	15	0.2%
2	Dissatisfied	110	1.8%
3	Neutral	807	13.4%
4	Satisfied	2215	36.7%
5	Very satisfied	2886	47.8%

*Warning: these figures indicate the number of cases found in the data file. They cannot be interpreted as summary statistics of the population of interest.*

**# d7\_4: d7\_4 Please rate your overall satisfaction with this trip to Taiwan**

<b>Information</b>	[Type= discrete] [Format=numeric] [Range= 1-5] [Missing=*]
<b>Statistics [NW/ W]</b>	[Valid=6033 /-] [Invalid=0 /-]

Value	Label	Cases	Percentage
1	Very dissatisfied	1	0.0%
2	Dissatisfied	2	0.0%
3	Neutral	225	3.7%
4	Satisfied	2493	41.3%
5	Very satisfied	3312	54.9%

*Warning: these figures indicate the number of cases found in the data file. They cannot be interpreted as summary statistics of the population of interest.*

**# d8\_1: d8\_1 Please indicate your favorite foreign country/area which you have had visited as a tourist for the past 3 years?**

<b>Information</b>	[Type= discrete] [Format=numeric] [Range= 1-10] [Missing=*]
<b>Statistics [NW/ W]</b>	[Valid=6033 /-] [Invalid=0 /-]

Value	Label	Cases	Percentage
1	Mainland China	125	2.1%
2	Hong Kong/Macao	453	7.5%
3	Indonesia	67	1.1%
4	Japan	551	9.1%
5	Korea	351	5.8%
6	Malaysia	95	1.6%
7	Philippines	39	0.6%
8	Singapore	306	5.1%
9	Thailand	471	7.8%
10	None of above	3575	59.3%

*Warning: these figures indicate the number of cases found in the data file. They cannot be interpreted as summary statistics of the population of interest.*

**# d8\_2a\_1: d8\_2a\_1 Why is the chosen country/area your favorite?(1)Scenery(Check all that apply)**

<b>Information</b>	[Type= discrete] [Format=numeric] [Range= 0-1] [Missing=*]
<b>Statistics [NW/ W]</b>	[Valid=2458 /-] [Invalid=3575 /-]

Value	Label	Cases	Percentage
0	No	1503	61.1%
1	Yes	955	38.9%
Sysmiss		3575	

*Warning: these figures indicate the number of cases found in the data file. They cannot be interpreted as summary statistics of the population of interest.*

**# d8\_2a\_2: d8\_2a\_2 Why is the chosen country/area your favorite?(2)Shopping(Check all that apply)**

<b>Information</b>	[Type= discrete] [Format=numeric] [Range= 0-1] [Missing=*]
--------------------	--

# d8\_2a\_2: d8\_2a\_2 Why is the chosen country/area your favorite?(2)Shopping(Check all that apply)

Statistics [NW/ W]

[Valid=2458 /-] [Invalid=3575 /-]

Value	Label	Cases	Percentage
0	No	1410	<div></div> 57.4%
1	Yes	1048	<div></div> 42.6%
Sysmiss		3575	

Warning: these figures indicate the number of cases found in the data file. They cannot be interpreted as summary statistics of the population of interest.

# d8\_2a\_3: d8\_2a\_3 Why is the chosen country/area your favorite?(3)Food(Check all that apply)

Information

[Type= discrete] [Format=numeric] [Range= 0-1] [Missing=\*]

Statistics [NW/ W]

[Valid=2458 /-] [Invalid=3575 /-]

Value	Label	Cases	Percentage
0	No	1644	<div></div> 66.9%
1	Yes	814	<div></div> 33.1%
Sysmiss		3575	

Warning: these figures indicate the number of cases found in the data file. They cannot be interpreted as summary statistics of the population of interest.

# d8\_2a\_4: d8\_2a\_4 Why is the chosen country/area your favorite?(4)Fruits(Check all that apply)

Information

[Type= discrete] [Format=numeric] [Range= 0-1] [Missing=\*]

Statistics [NW/ W]

[Valid=2458 /-] [Invalid=3575 /-]

Value	Label	Cases	Percentage
0	No	2231	<div></div> 90.8%
1	Yes	227	<div></div> 9.2%
Sysmiss		3575	

Warning: these figures indicate the number of cases found in the data file. They cannot be interpreted as summary statistics of the population of interest.

# d8\_2a\_5: d8\_2a\_5 Why is the chosen country/area your favorite?(5)Flowers(Check all that apply)

Information

[Type= discrete] [Format=numeric] [Range= 0-1] [Missing=\*]

Statistics [NW/ W]

[Valid=2458 /-] [Invalid=3575 /-]

Value	Label	Cases	Percentage
0	No	2416	<div></div> 98.3%
1	Yes	42	<div></div> 1.7%
Sysmiss		3575	

Warning: these figures indicate the number of cases found in the data file. They cannot be interpreted as summary statistics of the population of interest.

# d8\_2a\_6: d8\_2a\_6 Why is the chosen country/area your favorite?(6)Geographical convenience(Check all that apply)

Information

[Type= discrete] [Format=numeric] [Range= 0-1] [Missing=\*]

Statistics [NW/ W]

[Valid=2458 /-] [Invalid=3575 /-]

Value	Label	Cases	Percentage
0	No	2229	<div></div> 90.7%
1	Yes	229	<div></div> 9.3%
Sysmiss		3575	

Warning: these figures indicate the number of cases found in the data file. They cannot be interpreted as summary statistics of the population of interest.

# d8\_2a\_7: d8\_2a\_7 Why is the chosen country/area your favorite?(7)Weather(Check all that apply)

Information

[Type= discrete] [Format=numeric] [Range= 0-1] [Missing=\*]

Statistics [NW/ W]

[Valid=2458 /-] [Invalid=3575 /-]

# d8_2a_7: d8_2a_7 Why is the chosen country/area your favorite?(7)Weather(Check all that apply)			
Value	Label	Cases	Percentage
0	No	2159	<div><div></div></div> 87.8%
1	Yes	299	<div><div></div></div> 12.2%
Sysmiss		3575	
Warning: these figures indicate the number of cases found in the data file. They cannot be interpreted as summary statistics of the population of interest.			
# d8_2a_8: d8_2a_8 Why is the chosen country/area your favorite?(8)Historical relics(Check all that apply)			
Information	[Type= discrete] [Format=numeric] [Range= 0-1] [Missing=*]		
Statistics [NW/ W]	[Valid=2458 /-] [Invalid=3575 /-]		
Value	Label	Cases	Percentage
0	No	2268	<div><div></div></div> 92.3%
1	Yes	190	<div><div></div></div> 7.7%
Sysmiss		3575	
Warning: these figures indicate the number of cases found in the data file. They cannot be interpreted as summary statistics of the population of interest.			
# d8_2a_9: d8_2a_9 Why is the chosen country/area your favorite?(9)Night life(Check all that apply)			
Information	[Type= discrete] [Format=numeric] [Range= 0-1] [Missing=*]		
Statistics [NW/ W]	[Valid=2458 /-] [Invalid=3575 /-]		
Value	Label	Cases	Percentage
0	No	2273	<div><div></div></div> 92.5%
1	Yes	185	<div><div></div></div> 7.5%
Sysmiss		3575	
Warning: these figures indicate the number of cases found in the data file. They cannot be interpreted as summary statistics of the population of interest.			
# d8_2a_10: d8_2a_10 Why is the chosen country/area your favorite?(10)Festival activities(Check all that apply)			
Information	[Type= discrete] [Format=numeric] [Range= 0-1] [Missing=*]		
Statistics [NW/ W]	[Valid=2458 /-] [Invalid=3575 /-]		
Value	Label	Cases	Percentage
0	No	2364	<div><div></div></div> 96.2%
1	Yes	94	<div><div></div></div> 3.8%
Sysmiss		3575	
Warning: these figures indicate the number of cases found in the data file. They cannot be interpreted as summary statistics of the population of interest.			
# d8_2a_11: d8_2a_11 Why is the chosen country/area your favorite?(11)Recreational facilities (e.g. amusement parks, golf course, resort villages)((Check all that apply)			
Information	[Type= discrete] [Format=numeric] [Range= 0-1] [Missing=*]		
Statistics [NW/ W]	[Valid=2458 /-] [Invalid=3575 /-]		
Value	Label	Cases	Percentage
0	No	2263	<div><div></div></div> 92.1%
1	Yes	195	<div><div></div></div> 7.9%
Sysmiss		3575	
Warning: these figures indicate the number of cases found in the data file. They cannot be interpreted as summary statistics of the population of interest.			

# d8_2a_12: d8_2a_12 Why is the chosen country/area your favorite?(12)Health care(Check all that apply)			
Information	[Type= discrete] [Format=numeric] [Range= 0-1] [Missing=*]		
Statistics [NW/ W]	[Valid=2458 /-] [Invalid=3575 /-]		
Value	Label	Cases	Percentage
0	No	2422	<div><div></div></div> 98.5%
1	Yes	36	<div><div></div></div> 1.5%
Sysmiss		3575	
Warning: these figures indicate the number of cases found in the data file. They cannot be interpreted as summary statistics of the population of interest.			
# d8_2a_13: d8_2a_13 Why is the chosen country/area your favorite?(13)Customs and culture(Check all that apply)			
Information	[Type= discrete] [Format=numeric] [Range= 0-1] [Missing=*]		
Statistics [NW/ W]	[Valid=2458 /-] [Invalid=3575 /-]		
Value	Label	Cases	Percentage
0	No	2041	<div><div></div></div> 83.0%
1	Yes	417	<div><div></div></div> 17.0%
Sysmiss		3575	
Warning: these figures indicate the number of cases found in the data file. They cannot be interpreted as summary statistics of the population of interest.			
# d8_2a_14: d8_2a_14 Why is the chosen country/area your favorite?(14)Friendliness of the people(Check all that apply)			
Information	[Type= discrete] [Format=numeric] [Range= 0-1] [Missing=*]		
Statistics [NW/ W]	[Valid=2458 /-] [Invalid=3575 /-]		
Value	Label	Cases	Percentage
0	No	2122	<div><div></div></div> 86.3%
1	Yes	336	<div><div></div></div> 13.7%
Sysmiss		3575	
Warning: these figures indicate the number of cases found in the data file. They cannot be interpreted as summary statistics of the population of interest.			
# d8_2a_15: d8_2a_15 Why is the chosen country/area your favorite?(15)Safe social environment(Check all that apply)			
Information	[Type= discrete] [Format=numeric] [Range= 0-1] [Missing=*]		
Statistics [NW/ W]	[Valid=2458 /-] [Invalid=3575 /-]		
Value	Label	Cases	Percentage
0	No	2161	<div><div></div></div> 87.9%
1	Yes	297	<div><div></div></div> 12.1%
Sysmiss		3575	
Warning: these figures indicate the number of cases found in the data file. They cannot be interpreted as summary statistics of the population of interest.			
# d8_2a_16: d8_2a_16 Why is the chosen country/area your favorite?(16)Democracy(Check all that apply)			
Information	[Type= discrete] [Format=numeric] [Range= 0-1] [Missing=*]		
Statistics [NW/ W]	[Valid=2458 /-] [Invalid=3575 /-]		
Value	Label	Cases	Percentage
0	No	2434	<div><div></div></div> 99.0%
1	Yes	24	<div><div></div></div> 1.0%
Sysmiss		3575	
Warning: these figures indicate the number of cases found in the data file. They cannot be interpreted as summary statistics of the population of interest.			
# d8_2a_17: d8_2a_17 Why is the chosen country/area your favorite?(17)Others(Check all that apply)			
Information	[Type= discrete] [Format=numeric] [Range= 0-1] [Missing=*]		
Statistics [NW/ W]	[Valid=2458 /-] [Invalid=3575 /-]		

# d8_2a_17: d8_2a_17 Why is the chosen country/area your favorite?(17)Others(Check all that apply)			
Value	Label	Cases	Percentage
0	No	2161	<div><div></div></div> 87.9%
1	Yes	297	<div><div></div></div> 12.1%
Sysmiss		3575	
Warning: these figures indicate the number of cases found in the data file. They cannot be interpreted as summary statistics of the population of interest.			
# d8_2b_1: d8_2b_1 According to your experience during this visit, Taiwan is superior to(1)Scenery(Check all that apply)			
Information	[Type= discrete] [Format=numeric] [Range= 0-1] [Missing=*]		
Statistics [NW/ W]	[Valid=2458 /-] [Invalid=3575 /-]		
Value	Label	Cases	Percentage
0	No	1846	<div><div></div></div> 75.1%
1	Yes	612	<div><div></div></div> 24.9%
Sysmiss		3575	
Warning: these figures indicate the number of cases found in the data file. They cannot be interpreted as summary statistics of the population of interest.			
# d8_2b_2: d8_2b_2 According to your experience during this visit, Taiwan is superior to(2)Shopping(Check all that apply)			
Information	[Type= discrete] [Format=numeric] [Range= 0-1] [Missing=*]		
Statistics [NW/ W]	[Valid=2458 /-] [Invalid=3575 /-]		
Value	Label	Cases	Percentage
0	No	2141	<div><div></div></div> 87.1%
1	Yes	317	<div><div></div></div> 12.9%
Sysmiss		3575	
Warning: these figures indicate the number of cases found in the data file. They cannot be interpreted as summary statistics of the population of interest.			
# d8_2b_3: d8_2b_3 According to your experience during this visit, Taiwan is superior to(3)Food(Check all that apply)			
Information	[Type= discrete] [Format=numeric] [Range= 0-1] [Missing=*]		
Statistics [NW/ W]	[Valid=2458 /-] [Invalid=3575 /-]		
Value	Label	Cases	Percentage
0	No	1817	<div><div></div></div> 73.9%
1	Yes	641	<div><div></div></div> 26.1%
Sysmiss		3575	
Warning: these figures indicate the number of cases found in the data file. They cannot be interpreted as summary statistics of the population of interest.			
# d8_2b_4: d8_2b_4 According to your experience during this visit, Taiwan is superior to(4)Fruits(Check all that apply)			
Information	[Type= discrete] [Format=numeric] [Range= 0-1] [Missing=*]		
Statistics [NW/ W]	[Valid=2458 /-] [Invalid=3575 /-]		
Value	Label	Cases	Percentage
0	No	2131	<div><div></div></div> 86.7%
1	Yes	327	<div><div></div></div> 13.3%
Sysmiss		3575	
Warning: these figures indicate the number of cases found in the data file. They cannot be interpreted as summary statistics of the population of interest.			
# d8_2b_5: d8_2b_5 According to your experience during this visit, Taiwan is superior to(5)Flowers(Check all that apply)			
Information	[Type= discrete] [Format=numeric] [Range= 0-1] [Missing=*]		

# d8\_2b\_5: d8\_2b\_5 According to your experience during this visit, Taiwan is superior to(5)Flowers(Check all that apply)

Statistics [NW/ W]

[Valid=2458 /-] [Invalid=3575 /-]

Value	Label	Cases	Percentage
0	No	2423	<div></div> 98.6%
1	Yes	35	<div></div> 1.4%
Sysmiss		3575	

Warning: these figures indicate the number of cases found in the data file. They cannot be interpreted as summary statistics of the population of interest.

# d8\_2b\_6: d8\_2b\_6 According to your experience during this visit, Taiwan is superior to(6)Geographical convenience(Check all that apply)

Information

[Type= discrete] [Format=numeric] [Range= 0-1] [Missing=\*]

Statistics [NW/ W]

[Valid=2458 /-] [Invalid=3575 /-]

Value	Label	Cases	Percentage
0	No	2263	<div></div> 92.1%
1	Yes	195	<div></div> 7.9%
Sysmiss		3575	

Warning: these figures indicate the number of cases found in the data file. They cannot be interpreted as summary statistics of the population of interest.

# d8\_2b\_7: d8\_2b\_7 According to your experience during this visit, Taiwan is superior to(7)Weather(Check all that apply)

Information

[Type= discrete] [Format=numeric] [Range= 0-1] [Missing=\*]

Statistics [NW/ W]

[Valid=2458 /-] [Invalid=3575 /-]

Value	Label	Cases	Percentage
0	No	2222	<div></div> 90.4%
1	Yes	236	<div></div> 9.6%
Sysmiss		3575	

Warning: these figures indicate the number of cases found in the data file. They cannot be interpreted as summary statistics of the population of interest.

# d8\_2b\_8: d8\_2b\_8 According to your experience during this visit, Taiwan is superior to(8)Historical relics(Check all that apply)

Information

[Type= discrete] [Format=numeric] [Range= 0-1] [Missing=\*]

Statistics [NW/ W]

[Valid=2458 /-] [Invalid=3575 /-]

Value	Label	Cases	Percentage
0	No	2282	<div></div> 92.8%
1	Yes	176	<div></div> 7.2%
Sysmiss		3575	

Warning: these figures indicate the number of cases found in the data file. They cannot be interpreted as summary statistics of the population of interest.

# d8\_2b\_9: d8\_2b\_9 According to your experience during this visit, Taiwan is superior to(9)Night life(Check all that apply)

Information

[Type= discrete] [Format=numeric] [Range= 0-1] [Missing=\*]

Statistics [NW/ W]

[Valid=2458 /-] [Invalid=3575 /-]

Value	Label	Cases	Percentage
0	No	2317	<div></div> 94.3%
1	Yes	141	<div></div> 5.7%
Sysmiss		3575	

Warning: these figures indicate the number of cases found in the data file. They cannot be interpreted as summary statistics of the population of interest.



<b># d8_2b_10: d8_2b_10 According to your experience during this visit, Taiwan is superior to(10)Festival activities(Check all that apply)</b>			
<b>Information</b>		[Type= discrete] [Format=numeric] [Range= 0-1] [Missing=*]	
<b>Statistics [NW/ W]</b>		[Valid=2458 /-] [Invalid=3575 /-]	
<b>Value</b>	<b>Label</b>	<b>Cases</b>	<b>Percentage</b>
0	No	2425	<div><div></div></div> 98.7%
1	Yes	33	<div><div></div></div> 1.3%
Sysmiss		3575	
<i>Warning: these figures indicate the number of cases found in the data file. They cannot be interpreted as summary statistics of the population of interest.</i>			
<b># d8_2b_11: d8_2b_11 According to your experience during this visit, Taiwan is superior to(11)Recreational facilities (e.g. amusement parks, golf course, resort villages)(Check all that apply)</b>			
<b>Information</b>		[Type= discrete] [Format=numeric] [Range= 0-1] [Missing=*]	
<b>Statistics [NW/ W]</b>		[Valid=2458 /-] [Invalid=3575 /-]	
<b>Value</b>	<b>Label</b>	<b>Cases</b>	<b>Percentage</b>
0	No	2427	<div><div></div></div> 98.7%
1	Yes	31	<div><div></div></div> 1.3%
Sysmiss		3575	
<i>Warning: these figures indicate the number of cases found in the data file. They cannot be interpreted as summary statistics of the population of interest.</i>			
<b># d8_2b_12: d8_2b_12 According to your experience during this visit, Taiwan is superior to(12)Health care(Check all that apply)</b>			
<b>Information</b>		[Type= discrete] [Format=numeric] [Range= 0-1] [Missing=*]	
<b>Statistics [NW/ W]</b>		[Valid=2458 /-] [Invalid=3575 /-]	
<b>Value</b>	<b>Label</b>	<b>Cases</b>	<b>Percentage</b>
0	No	2425	<div><div></div></div> 98.7%
1	Yes	33	<div><div></div></div> 1.3%
Sysmiss		3575	
<i>Warning: these figures indicate the number of cases found in the data file. They cannot be interpreted as summary statistics of the population of interest.</i>			
<b># d8_2b_13: d8_2b_13 According to your experience during this visit, Taiwan is superior to(13)Customs and culture(Check all that apply)</b>			
<b>Information</b>		[Type= discrete] [Format=numeric] [Range= 0-1] [Missing=*]	
<b>Statistics [NW/ W]</b>		[Valid=2458 /-] [Invalid=3575 /-]	
<b>Value</b>	<b>Label</b>	<b>Cases</b>	<b>Percentage</b>
0	No	2154	<div><div></div></div> 87.6%
1	Yes	304	<div><div></div></div> 12.4%
Sysmiss		3575	
<i>Warning: these figures indicate the number of cases found in the data file. They cannot be interpreted as summary statistics of the population of interest.</i>			
<b># d8_2b_14: d8_2b_14 According to your experience during this visit, Taiwan is superior to(14)Friendliness of the people(Check all that apply)</b>			
<b>Information</b>		[Type= discrete] [Format=numeric] [Range= 0-1] [Missing=*]	
<b>Statistics [NW/ W]</b>		[Valid=2458 /-] [Invalid=3575 /-]	
<b>Value</b>	<b>Label</b>	<b>Cases</b>	<b>Percentage</b>
0	No	1168	<div><div></div></div> 47.5%
1	Yes	1290	<div><div></div></div> 52.5%
Sysmiss		3575	
<i>Warning: these figures indicate the number of cases found in the data file. They cannot be interpreted as summary statistics of the population of interest.</i>			

# d8_2b_15: d8_2b_15 According to your experience during this visit, Taiwan is superior to(15)Safe social environment(Check all that apply)			
Information	[Type= discrete] [Format=numeric] [Range= 0-1] [Missing=*]		
Statistics [NW/ W]	[Valid=2458 /-] [Invalid=3575 /-]		
Value	Label	Cases	Percentage
0	No	2042	<div><div></div></div> 83.1%
1	Yes	416	<div><div></div></div> 16.9%
Sysmiss		3575	
Warning: these figures indicate the number of cases found in the data file. They cannot be interpreted as summary statistics of the population of interest.			
# d8_2b_16: d8_2b_16 According to your experience during this visit, Taiwan is superior to(16)Democracy(Check all that apply)			
Information	[Type= discrete] [Format=numeric] [Range= 0-1] [Missing=*]		
Statistics [NW/ W]	[Valid=2458 /-] [Invalid=3575 /-]		
Value	Label	Cases	Percentage
0	No	2390	<div><div></div></div> 97.2%
1	Yes	68	<div><div></div></div> 2.8%
Sysmiss		3575	
Warning: these figures indicate the number of cases found in the data file. They cannot be interpreted as summary statistics of the population of interest.			
# d8_2b_17: d8_2b_17 According to your experience during this visit, Taiwan is superior to(17)Others(Check all that apply)			
Information	[Type= discrete] [Format=numeric] [Range= 0-1] [Missing=*]		
Statistics [NW/ W]	[Valid=2458 /-] [Invalid=3575 /-]		
Value	Label	Cases	Percentage
0	No	1958	<div><div></div></div> 79.7%
1	Yes	500	<div><div></div></div> 20.3%
Sysmiss		3575	
Warning: these figures indicate the number of cases found in the data file. They cannot be interpreted as summary statistics of the population of interest.			
# d9_1: d9_1 Which part of Taiwan has given you the deepest impression?(1)Gourmet food(Check all that apply)			
Information	[Type= discrete] [Format=numeric] [Range= 0-1] [Missing=*]		
Statistics [NW/ W]	[Valid=6033 /-] [Invalid=0 /-]		
Value	Label	Cases	Percentage
0	No	3196	<div><div></div></div> 53.0%
1	Yes	2837	<div><div></div></div> 47.0%
Warning: these figures indicate the number of cases found in the data file. They cannot be interpreted as summary statistics of the population of interest.			
# d9_2: d9_2 Which part of Taiwan has given you the deepest impression?(2)Coastal view(Check all that apply)			
Information	[Type= discrete] [Format=numeric] [Range= 0-1] [Missing=*]		
Statistics [NW/ W]	[Valid=6033 /-] [Invalid=0 /-]		
Value	Label	Cases	Percentage
0	No	4391	<div><div></div></div> 72.8%
1	Yes	1642	<div><div></div></div> 27.2%
Warning: these figures indicate the number of cases found in the data file. They cannot be interpreted as summary statistics of the population of interest.			
# d9_3: d9_3 Which part of Taiwan has given you the deepest impression?(3)Hot springs(Check all that apply)			
Information	[Type= discrete] [Format=numeric] [Range= 0-1] [Missing=*]		
Statistics [NW/ W]	[Valid=6033 /-] [Invalid=0 /-]		

# d9\_3: d9\_3 Which part of Taiwan has given you the deepest impression?(3)Hot springs(Check all that apply)

Value	Label	Cases	Percentage
0	No	5578	<div></div> 92.5%
1	Yes	455	<div></div> 7.5%

Warning: these figures indicate the number of cases found in the data file. They cannot be interpreted as summary statistics of the population of interest.

# d9\_4: d9\_4 Which part of Taiwan has given you the deepest impression?(4)Historical relics(Check all that apply)

Information	[Type= discrete] [Format=numeric] [Range= 0-1] [Missing=*]
Statistics [NW/ W]	[Valid=6033 /-] [Invalid=0 /-]

Value	Label	Cases	Percentage
0	No	5231	<div></div> 86.7%
1	Yes	802	<div></div> 13.3%

Warning: these figures indicate the number of cases found in the data file. They cannot be interpreted as summary statistics of the population of interest.

# d9\_5: d9\_5 Which part of Taiwan has given you the deepest impression?(5)Night markets sightseeing(Check all that apply)

Information	[Type= discrete] [Format=numeric] [Range= 0-1] [Missing=*]
Statistics [NW/ W]	[Valid=6033 /-] [Invalid=0 /-]

Value	Label	Cases	Percentage
0	No	3727	<div></div> 61.8%
1	Yes	2306	<div></div> 38.2%

Warning: these figures indicate the number of cases found in the data file. They cannot be interpreted as summary statistics of the population of interest.

# d9\_6: d9\_6 Which part of Taiwan has given you the deepest impression?(6)Cycling fun(Check all that apply)

Information	[Type= discrete] [Format=numeric] [Range= 0-1] [Missing=*]
Statistics [NW/ W]	[Valid=6033 /-] [Invalid=0 /-]

Value	Label	Cases	Percentage
0	No	5875	<div></div> 97.4%
1	Yes	158	<div></div> 2.6%

Warning: these figures indicate the number of cases found in the data file. They cannot be interpreted as summary statistics of the population of interest.

# d9\_7: d9\_7 Which part of Taiwan has given you the deepest impression?(7)Famous local products(Check all that apply)

Information	[Type= discrete] [Format=numeric] [Range= 0-1] [Missing=*]
Statistics [NW/ W]	[Valid=6033 /-] [Invalid=0 /-]

Value	Label	Cases	Percentage
0	No	5354	<div></div> 88.7%
1	Yes	679	<div></div> 11.3%

Warning: these figures indicate the number of cases found in the data file. They cannot be interpreted as summary statistics of the population of interest.

# d9\_8: d9\_8 Which part of Taiwan has given you the deepest impression?(8)Temple(Check all that apply)

Information	[Type= discrete] [Format=numeric] [Range= 0-1] [Missing=*]
Statistics [NW/ W]	[Valid=6033 /-] [Invalid=0 /-]

Value	Label	Cases	Percentage
0	No	5556	<div></div> 92.1%
1	Yes	477	<div></div> 7.9%

Warning: these figures indicate the number of cases found in the data file. They cannot be interpreted as summary statistics of the population of interest.

# d9_9: d9_9 Which part of Taiwan has given you the deepest impression?(9)Night life(Check all that apply)			
Information		[Type= discrete] [Format=numeric] [Range= 0-1] [Missing=*]	
Statistics [NW/ W]		[Valid=6033 /-] [Invalid=0 /-]	
Value	Label	Cases	Percentage
0	No	5776	<div><div></div></div> 95.7%
1	Yes	257	<div><div></div></div> 4.3%
Warning: these figures indicate the number of cases found in the data file. They cannot be interpreted as summary statistics of the population of interest.			
# d9_10: d9_10 Which part of Taiwan has given you the deepest impression?(10)Aboriginal culture(Check all that apply)			
Information		[Type= discrete] [Format=numeric] [Range= 0-1] [Missing=*]	
Statistics [NW/ W]		[Valid=6033 /-] [Invalid=0 /-]	
Value	Label	Cases	Percentage
0	No	5768	<div><div></div></div> 95.6%
1	Yes	265	<div><div></div></div> 4.4%
Warning: these figures indicate the number of cases found in the data file. They cannot be interpreted as summary statistics of the population of interest.			
# d9_11: d9_11 Which part of Taiwan has given you the deepest impression?(11)Cosmetic and medical treatments(Check all that apply)			
Information		[Type= discrete] [Format=numeric] [Range= 0-1] [Missing=*]	
Statistics [NW/ W]		[Valid=6033 /-] [Invalid=0 /-]	
Value	Label	Cases	Percentage
0	No	5925	<div><div></div></div> 98.2%
1	Yes	108	<div><div></div></div> 1.8%
Warning: these figures indicate the number of cases found in the data file. They cannot be interpreted as summary statistics of the population of interest.			
# d9_12: d9_12 Which part of Taiwan has given you the deepest impression?(12)Local friendliness and hospitality(Check all that apply)			
Information		[Type= discrete] [Format=numeric] [Range= 0-1] [Missing=*]	
Statistics [NW/ W]		[Valid=6033 /-] [Invalid=0 /-]	
Value	Label	Cases	Percentage
0	No	3131	<div><div></div></div> 51.9%
1	Yes	2902	<div><div></div></div> 48.1%
Warning: these figures indicate the number of cases found in the data file. They cannot be interpreted as summary statistics of the population of interest.			
# d9_13: d9_13 Which part of Taiwan has given you the deepest impression?(13)24 hour book stores(Check all that apply)			
Information		[Type= discrete] [Format=numeric] [Range= 0-1] [Missing=*]	
Statistics [NW/ W]		[Valid=6033 /-] [Invalid=0 /-]	
Value	Label	Cases	Percentage
0	No	5700	<div><div></div></div> 94.5%
1	Yes	333	<div><div></div></div> 5.5%
Warning: these figures indicate the number of cases found in the data file. They cannot be interpreted as summary statistics of the population of interest.			
# d9_14: d9_14 Which part of Taiwan has given you the deepest impression?(14)Convenience stores(Check all that apply)			
Information		[Type= discrete] [Format=numeric] [Range= 0-1] [Missing=*]	
Statistics [NW/ W]		[Valid=6033 /-] [Invalid=0 /-]	

# d9\_14: d9\_14 Which part of Taiwan has given you the deepest impression?(14)Convenience stores(Check all that apply)

Value	Label	Cases	Percentage
0	No	5121	<div></div> 84.9%
1	Yes	912	<div></div> 15.1%

Warning: these figures indicate the number of cases found in the data file. They cannot be interpreted as summary statistics of the population of interest.

# d9\_15: d9\_15 Which part of Taiwan has given you the deepest impression?(15)Fruits(Check all that apply)

Information

[Type= discrete] [Format=numeric] [Range= 0-1] [Missing=\*]

Statistics [NW/ W]

[Valid=6033 /-] [Invalid=0 /-]

Value	Label	Cases	Percentage
0	No	4770	<div></div> 79.1%
1	Yes	1263	<div></div> 20.9%

Warning: these figures indicate the number of cases found in the data file. They cannot be interpreted as summary statistics of the population of interest.

# d9\_16: d9\_16 Which part of Taiwan has given you the deepest impression?(16)Festival activities(Check all that apply)

Information

[Type= discrete] [Format=numeric] [Range= 0-1] [Missing=\*]

Statistics [NW/ W]

[Valid=6033 /-] [Invalid=0 /-]

Value	Label	Cases	Percentage
0	No	6014	<div></div> 99.7%
1	Yes	19	<div></div> 0.3%

Warning: these figures indicate the number of cases found in the data file. They cannot be interpreted as summary statistics of the population of interest.

# d9\_17: d9\_17 Which part of Taiwan has given you the deepest impression?(17)Tourist spots(Check all that apply)

Information

[Type= discrete] [Format=numeric] [Range= 0-1] [Missing=\*]

Statistics [NW/ W]

[Valid=6033 /-] [Invalid=0 /-]

Value	Label	Cases	Percentage
0	No	5184	<div></div> 85.9%
1	Yes	849	<div></div> 14.1%

Warning: these figures indicate the number of cases found in the data file. They cannot be interpreted as summary statistics of the population of interest.

# d9\_18: d9\_18 Which part of Taiwan has given you the deepest impression?(18)The accommodation experience ( hotels or guest houses, etc.)(Check all that apply)

Information

[Type= discrete] [Format=numeric] [Range= 0-1] [Missing=\*]

Statistics [NW/ W]

[Valid=6033 /-] [Invalid=0 /-]

Value	Label	Cases	Percentage
0	No	5912	<div></div> 98.0%
1	Yes	121	<div></div> 2.0%

Warning: these figures indicate the number of cases found in the data file. They cannot be interpreted as summary statistics of the population of interest.

# d9\_19: d9\_19 Which part of Taiwan has given you the deepest impression?(19)Others(Check all that apply)

Information

[Type= discrete] [Format=numeric] [Range= 0-1] [Missing=\*]

Statistics [NW/ W]

[Valid=6033 /-] [Invalid=0 /-]

Value	Label	Cases	Percentage
0	No	5529	<div></div> 91.6%
1	Yes	504	<div></div> 8.4%

Warning: these figures indicate the number of cases found in the data file. They cannot be interpreted as summary statistics of the population of interest.

# e1: e1 Nationality			
Information		[Type= discrete] [Format=numeric] [Range= 1-16] [Missing=*]	
Statistics [NW/ W]		[Valid=6033 /-] [Invalid=0 /-]	
Value	Label	Cases	Percentage
1	Japan	1002	<div><div></div></div> 16.6%
2	Mainland China	3073	<div><div></div></div> 50.9%
4	Singapore	169	<div><div></div></div> 2.8%
5	Korea	337	<div><div></div></div> 5.6%
6	Malaysia	276	<div><div></div></div> 4.6%
7	Asia	404	<div><div></div></div> 6.7%
8	U.S.A.	308	<div><div></div></div> 5.1%
9	Canada	60	<div><div></div></div> 1.0%
10	U.K.	70	<div><div></div></div> 1.2%
11	France	44	<div><div></div></div> 0.7%
12	Germany	56	<div><div></div></div> 0.9%
13	Europe	110	<div><div></div></div> 1.8%
14	New Zealand& Australia	73	<div><div></div></div> 1.2%
15	Others	51	<div><div></div></div> 0.8%
16	R.O.C.(Limited to overseas Chinese, Excluding Taiwan busines	0	
Warning: these figures indicate the number of cases found in the data file. They cannot be interpreted as summary statistics of the population of interest.			
# e2a: e2a The country of your residence			
Information		[Type= discrete] [Format=numeric] [Range= 1-15] [Missing=*]	
Statistics [NW/ W]		[Valid=6033 /-] [Invalid=0 /-]	
Value	Label	Cases	Percentage
1	Japan	1010	<div><div></div></div> 16.7%
2	Mainland China	2346	<div><div></div></div> 38.9%
3		783	<div><div></div></div> 13.0%
4	Singapore	215	<div><div></div></div> 3.6%
5	Korea	344	<div><div></div></div> 5.7%
6	Malaysia	255	<div><div></div></div> 4.2%
7	Asia	397	<div><div></div></div> 6.6%
8	U.S.A.	294	<div><div></div></div> 4.9%
9	Canada	58	<div><div></div></div> 1.0%
10	U.K.	39	<div><div></div></div> 0.6%
11	France	31	<div><div></div></div> 0.5%
12	Germany	47	<div><div></div></div> 0.8%
13	Europe	88	<div><div></div></div> 1.5%
14	New Zealand& Australia	77	<div><div></div></div> 1.3%
15	Others	49	<div><div></div></div> 0.8%
Warning: these figures indicate the number of cases found in the data file. They cannot be interpreted as summary statistics of the population of interest.			
# e2b: e2b Place of departure (None Mainland China visitors go to E3)			
Information		[Type= discrete] [Format=numeric] [Range= 1-32] [Missing=*]	
Statistics [NW/ W]		[Valid=2308 /-] [Invalid=3725 /-]	
Value	Label	Cases	Percentage
1	Beijing	288	<div><div></div></div> 12.5%

# e2b: e2b Place of departure (None Mainland China visitors go to E3)				
Value	Label	Cases	Percentage	
2	Tianjin	50	<div><div></div></div>	2.2%
3	Liaonig	94	<div><div></div></div>	4.1%
4	Shanghai	310	<div><div></div></div>	13.4%
5	Jiangsu	193	<div><div></div></div>	8.4%
6	Zhejiang	146	<div><div></div></div>	6.3%
7	Fujian	126	<div><div></div></div>	5.5%
8	Shandong	94	<div><div></div></div>	4.1%
9	Hubei	65	<div><div></div></div>	2.8%
10	Guangdong	329	<div><div></div></div>	14.3%
11	Chongqing	63	<div><div></div></div>	2.7%
12	Yunnan	10	<div><div></div></div>	0.4%
13	Shannxi	58	<div><div></div></div>	2.5%
14	Henan	60	<div><div></div></div>	2.6%
15	Hunan	59	<div><div></div></div>	2.6%
16	Guangxi	12	<div><div></div></div>	0.5%
17	Hainan	13	<div><div></div></div>	0.6%
18	Sichuan	45	<div><div></div></div>	1.9%
19	Hebei	18	<div><div></div></div>	0.8%
20	Shanxi	50	<div><div></div></div>	2.2%
21	Jilin	29	<div><div></div></div>	1.3%
22	Heilongjiang	28	<div><div></div></div>	1.2%
23	Anhui	32	<div><div></div></div>	1.4%
24	Jiangxi	29	<div><div></div></div>	1.3%
25	Guizhu	13	<div><div></div></div>	0.6%
26	Neimonggol	24	<div><div></div></div>	1.0%
27	Xizang	0		
28	Gansu	17	<div><div></div></div>	0.7%
29	Qinghai	5	<div><div></div></div>	0.2%
30	Ningxia	0		
31	Xinjiang	48	<div><div></div></div>	2.1%
32	Corps	0		
Sysmiss		3725		
Warning: these figures indicate the number of cases found in the data file. They cannot be interpreted as summary statistics of the population of interest.				
# e3: e3 Age				
Information		[Type= discrete] [Format=numeric] [Range= 1-99] [Missing=*]		
Statistics [NW/ W]		[Valid=6033 /-] [Invalid=0 /-]		
Value	Label	Cases	Percentage	
1	12-19 years old	138	<div><div></div></div>	2.3%
2	20-29 years old	1390	<div><div></div></div>	23.0%
3	30-39 years old	1376	<div><div></div></div>	22.8%
4	40-49 years old	1187	<div><div></div></div>	19.7%
5	50-59 years old	1022	<div><div></div></div>	16.9%
6	60-65 years old	686	<div><div></div></div>	11.4%
7	66 years old and over	234	<div><div></div></div>	3.9%

# e3: e3 Age			
Value	Label	Cases	Percentage
99	Missing	0	
Warning: these figures indicate the number of cases found in the data file. They cannot be interpreted as summary statistics of the population of interest.			
# e4: e4 Annual income: (converted to USD)			
Information	[Type= discrete] [Format=numeric] [Range= 1-99] [Missing=*]		
Statistics [NW/ W]	[Valid=6033 /-] [Invalid=0 /-]		
Value	Label	Cases	Percentage
1	Under 9,999	849	14.1%
2	10,000-14,999	658	10.9%
3	15,000-29,999	974	16.1%
4	30,000-39,999	562	9.3%
5	40,000-69,999	796	13.2%
6	70,000-99,999	413	6.8%
7	100,000 and over	424	7.0%
8	No fixed income	1313	21.8%
99	Missing	44	0.7%
Warning: these figures indicate the number of cases found in the data file. They cannot be interpreted as summary statistics of the population of interest.			
# e5: e5 Education:			
Information	[Type= discrete] [Format=numeric] [Range= 1-99] [Missing=*]		
Statistics [NW/ W]	[Valid=6033 /-] [Invalid=0 /-]		
Value	Label	Cases	Percentage
1	Primary school	76	1.3%
2	Junior high school, senior high school or vocational high sc	1112	18.4%
3	College, university, graduate school or higher	4809	79.7%
4	Others	0	
99	Missing	36	0.6%
Warning: these figures indicate the number of cases found in the data file. They cannot be interpreted as summary statistics of the population of interest.			
# e6: e6 Occupation:			
Information	[Type= discrete] [Format=numeric] [Range= 1-99] [Missing=*]		
Statistics [NW/ W]	[Valid=6033 /-] [Invalid=0 /-]		
Value	Label	Cases	Percentage
1	Legislators, Senior Officials and Managers	718	11.9%
2	Professionals	1974	32.7%
3	Technicians and Associate Professionals	451	7.5%
4	Clerical Support Workers	676	11.2%
5	Service and Sales Workers	606	10.0%
6	Skilled Agricultural, Forestry and Fishery Workers	27	0.4%
7	Craft and Related Trades Workers	54	0.9%
8	Plant and Machine Operators, and Assemblers	34	0.6%
9	Elementary Laborers	25	0.4%
10	Hosewife/Househusband	293	4.9%
11	Student	581	9.6%
12	Retired	512	8.5%
13	Others	60	1.0%



# e6: e6 Occupation:			
Value	Label	Cases	Percentage
99	Missing	22	0.4%
Warning: these figures indicate the number of cases found in the data file. They cannot be interpreted as summary statistics of the population of interest.			
# e7: e7 Gender			
Information	[Type= discrete] [Format=numeric] [Range= 1-2] [Missing=*]		
Statistics [NW/ W]	[Valid=6033 /-] [Invalid=0 /-]		
Value	Label	Cases	Percentage
1	Male	2931	48.6%
2	Female	3102	51.4%
Warning: these figures indicate the number of cases found in the data file. They cannot be interpreted as summary statistics of the population of interest.			

# area: area Survey areas			
Information		[Type= discrete] [Format=numeric] [Range= 1-4] [Missing=*]	
Statistics [NW/ W]		[Valid=6033 /-] [Invalid=0 /-]	
Value	Label	Cases	Percentage
1	Taiwan Taoyuan International Airport	4971	<div></div> 82.4%
2	Kaohsiung International Airport	501	<div></div> 8.3%
3	Taipei Sonshan Airport	381	<div></div> 6.3%
4	Taichung Airport	180	<div></div> 3.0%
Warning: these figures indicate the number of cases found in the data file. They cannot be interpreted as summary statistics of the population of interest.			