

Taiwan

Tourism Bureau, Republic of China(Taiwan)

**2013 Annual Survey of Visitors Expenditure
and Trends in Taiwan (Public Access Data)**

Study Documentation

March 3, 2017

Metadata Production

Metadata Producer(s)	Survey Research Data Archive(SRDA) (SRDA)
Production Date	March 26, 2014
Version	V2
Identification	AG010013en

Table of Contents

Overview.....	4
Scope & Coverage.....	4
Producers & Sponsors.....	4
Sampling.....	4
Data Collection.....	5
Data Processing & Appraisal.....	5
Accessibility.....	5
Files Description.....	6
data2013.....	6
Variables Group(s).....	7
Case Number.....	7
A、 General Information.....	7
B、 Plan for Your Trip.....	7
C、 Expenditure Behavior.....	12
D、 Tourist Behavior.....	16
E、 Personal Information.....	26
created variables.....	26
Variables Description.....	27
data2013.....	28

2013 Annual Survey of Visitors Expenditure and Trends in Taiwan (Public Access Data)

2013 Annual Survey of Visitors Expenditure and Trends in Taiwan (Public Access Data)

Overview	
Type	Annual Survey of Visitors Expenditure and Trends in Taiwan
Identification	AG010013en
Version	Production Date: 2014-11-26
Abstract <p>The Tourism Bureau, MOTC expects to understand the motives, viewpoints, tendencies and consumption of the inbound visitors in Taiwan in 2013 to supply reference material to tourist related organizations to improve sightseeing facilities in Taiwan and to plan international tourism advertising and marketing strategies. The survey can be a source of information to estimate the amount of visitor expenditures. Here at the Tourism Bureau, MOTC, we proceeded with the survey at the Taiwan Taoyuan International Airport, Kaohsiung International Airport and Taipei Sonshan Airport, interviewing inbound visitors, as they were about to leave Taiwan.
</p> <p>The objects of this survey were the foreign and overseas Chinese inbound visitors from January 1 to December 31, 2013 (excluding the foreign and overseas Chinese transit visitors). This survey still adopted the method of “Quota Sampling”, which conformed best to the control of working standards and the characteristics of the samples to achieve random and sample representatives. The number of valid samples was 6,034 persons in total, including 2,152 persons from Mainland China and 1,081 persons from Japan, from January to December, 2013.</p>	
Kind of Data	抽樣調查資料 (Sample survey data)

Scope & Coverage	
Time Period(s)	2013
Countries	Taiwan
Geographic Coverage Taiwan Taoyuan International Airport, Kaohsiung International Airport and Taipei Sonshan Airport	
Universe The objects of this survey were the foreign and overseas Chinese inbound visitors from January 1 to December 31, 2013 (excluding the foreign and overseas Chinese transit visitors)	

Producers & Sponsors	
Primary Investigator(s)	Tourism Bureau, Republic of China(Taiwan)
Other Producer(s)	Tourism Bureau
Funding Agency/ies	Tourism Bureau, Republic of China(Taiwan)

Sampling
Sampling Procedure This survey still adopted the method of “Quota Sampling”, which conformed best to the control of working standards and the characteristics of the samples to achieve random and sample representatives.

Data Collection	
Data Collection Dates	start 2013-01-01 end 2013-12-31
Time Period(s)	start 2013-01-01 end 2013-12-31
Data Collection Mode	面對面訪問 (Face-to-face)

Data Processing & Appraisal	
<u>Data Editing</u>	CSR has checked wild codes and out-of-range values, to validate and clean data.

Accessibility	
Contact(s)	Survey Research Data Archive , https://srda.sinica.edu.tw , srda@gate.sinica.edu.tw
Distributor(s)	Survey Research Data Archive
Depositor(s)	Tourism Bureau, Republic of China(Taiwan)
<u>Access Conditions</u>	公共版(網路會員、一般會員、院內會員)

Files Description

Dataset contains 1 file(s)

data2013	
# Cases	6034
# Variable(s)	259

Variables Group(s)

Dataset contains 7 group(s)

Group Case Number							
#	Name	Label	Type	Format	Valid	Invalid	Question
1	id	Case number	continuous	numeric-4.0	6034	0	-

Group A、General Information							
#	Name	Label	Type	Format	Valid	Invalid	Question
1	mon	Configuration month	discrete	numeric-2.0	6034	0	-
2	stay	Stay in Taiwan __day(s)	continuous	numeric-2.0	6034	0	-
3	a2	A2.What was the port of entry?	discrete	numeric-1.0	6034	0	-
4	a3	A3. How many times have you been to Taiwan in the past three years (including this time)?	continuous	numeric-3.0	6034	0	-
5	a4	A4. How many days did you spend planning for this trip before you left for Taiwan? __days	continuous	numeric-4.0	6034	0	-
6	a5	A5. Is anyone accompanying you on this trip?	discrete	numeric-1.0	6034	0	-
7	a6_1	A6. The people who are accompanying you are: (1)Spouse(Check all that apply)	discrete	numeric-1.0	4584	1450	-
8	a6_2	A6. The people who are accompanying you are: (2)Parents/ Children(Check all that apply)	discrete	numeric-1.0	4584	1450	-
9	a6_3	A6. The people who are accompanying you are: (3)Relatives(Check all that apply)	discrete	numeric-1.0	4584	1450	-
10	a6_4	A6. The people who are accompanying you are:(4)Colleagues/ Friends(Check all that apply)	discrete	numeric-1.0	4584	1450	-

Group B、Plan for Your Trip							
#	Name	Label	Type	Format	Valid	Invalid	Question
1	b1_1	B1.1. Have you ever obtained pre-travel information about Taiwan from official government tourism promotion campaigns or travel reports?	discrete	numeric-1.0	6034	0	-
2	b1_2_1	B1.2. How would you rate the source of information's influence on your decision to	discrete	numeric-1.0	3708	2326	-

#	Name	Label	Type	Format	Valid	Invalid	Question
		visit Taiwan?(1)Newspapers, magazines, books					
3	b1_2_2	B1.2. How would you rate the source of information's influence on your decision to visit Taiwan? (2)Underground(subway), advertisement boxes, advertisement on buses	discrete	numeric-1.0	3708	2326	-
4	b1_2_3	B1.2. How would you rate the source of information's influence on your decision to visit Taiwan?(3)TV, radio	discrete	numeric-1.0	3708	2326	-
5	b1_2_4	B1.2. How would you rate the source of information's influence on your decision to visit Taiwan?(4)Internet	discrete	numeric-1.0	3708	2326	-
6	b1_2_5	B1.2. How would you rate the source of information's influence on your decision to visit Taiwan?(5)International travel exhibitions	discrete	numeric-1.0	3708	2326	-
7	b1_2_6	B1.2. How would you rate the source of information's influence on your decision to visit Taiwan?(6)Outdoor advertisements or billboards	discrete	numeric-1.0	3708	2326	-
8	b1_2_7	B1.2. How would you rate the source of information's influence on your decision to visit Taiwan?(7)Tourism leaflets of travel agencies	discrete	numeric-1.0	3708	2326	-
9	b1_2_8	B1.2. How would you rate the source of information's influence on your decision to visit Taiwan?(8)Word-of-mouth recommendations from friends or relatives	discrete	numeric-1.0	3708	2326	-
10	b2_1_1	B2.1. Where do you plan to get travel information after your arrival in Taiwan?(1)Airport Arrival Hall(Check all that apply)	discrete	numeric-1.0	6034	0	-
11	b2_1_2	B2.1. Where do you plan to get travel information after your arrival in Taiwan? (2)Ground Transportation Center(Check all that apply)	discrete	numeric-1.0	6034	0	-
12	b2_1_3	B2.1. Where do you plan to get travel information after your arrival in Taiwan? (3)Travel Agency(Check all that apply)	discrete	numeric-1.0	6034	0	-
13	b2_1_4	B2.1. Where do you plan to get travel information after your arrival in Taiwan? (4)Visitor Information Center(Check all that apply)	discrete	numeric-1.0	6034	0	-
14	b2_1_5	B2.1. Where do you plan to get travel information	discrete	numeric-1.0	6034	0	-

#	Name	Label	Type	Format	Valid	Invalid	Question
		after your arrival in Taiwan? (5)Hotel(Check all that apply)					
15	b2_1_6	B2.1. Where do you plan to get travel information after your arrival in Taiwan? (6)Convenient Store(Check all that apply)	discrete	numeric-1.0	6034	0	-
16	b2_1_7	B2.1. Where do you plan to get travel information after your arrival in Taiwan? (7)Restaurant(Check all that apply)	discrete	numeric-1.0	6034	0	-
17	b2_1_8	B2.1. Where do you plan to get travel information after your arrival in Taiwan? (8)Internet(Check all that apply)	discrete	numeric-1.0	6034	0	-
18	b2_1_9	B2.1. Where do you plan to get travel information after your arrival in Taiwan? (9)Mobile Phone(Check all that apply)	discrete	numeric-1.0	6034	0	-
19	b2_1_10	B2.1. Where do you plan to get travel information after your arrival in Taiwan? (10)Others(Check all that apply)	discrete	numeric-1.0	6034	0	-
20	b2_2_1	B2.2. What kind of tourism information do you hope to get after arriving in Taiwan?(1)Service items and travel programs of travel agencies(Check all that apply)	discrete	numeric-1.0	6034	0	-
21	b2_2_2	B2.2. What kind of tourism information do you hope to get after arriving in Taiwan?(2)Transportation information (railway, MRT, car rentals)(Check all that apply)	discrete	numeric-1.0	6034	0	-
22	b2_2_3	B2.2. What kind of tourism information do you hope to get after arriving in Taiwan?(3)Travel or road maps(Check all that apply)	discrete	numeric-1.0	6034	0	-
23	b2_2_4	B2.2. What kind of tourism information do you hope to get after arriving in Taiwan?(4)Restaurant information(Check all that apply)	discrete	numeric-1.0	6034	0	-
24	b2_2_5	B2.2. What kind of tourism information do you hope to get after arriving in Taiwan?(5)Accommodation information(Check all that apply)	discrete	numeric-1.0	6034	0	-
25	b2_2_6	B2.2. What kind of tourism information do you hope	discrete	numeric-1.0	6034	0	-

#	Name	Label	Type	Format	Valid	Invalid	Question
		to get after arriving in Taiwan?(6)Theme traveling suggestion(Check all that apply)					
26	b2_2_7	B2.2. What kind of tourism information do you hope to get after arriving in Taiwan?(7)Scenic spots introduction(Check all that apply)	discrete	numeric-1.0	6034	0	-
27	b2_2_8	B2.2. What kind of tourism information do you hope to get after arriving in Taiwan?(8)Festivals introduction(Check all that apply)	discrete	numeric-1.0	6034	0	-
28	b2_2_9	B2.2. What kind of tourism information do you hope to get after arriving in Taiwan?(9)Others(Check all that apply)	discrete	numeric-1.0	6034	0	-
29	b3a	B3.What are the purposes of taking this trip to Taiwan? Main Purpose	discrete	numeric-1.0	6034	0	-
30	b3b	B3.What are the purposes of taking this trip to Taiwan? Secondary Purpose	discrete	numeric-2.0	6034	0	-
31	b4_1	B4.What attracted you to come to Taiwan for sightseeing this time? (1)Scenery(Check all that apply)	discrete	numeric-1.0	4705	1329	-
32	b4_2	B4.What attracted you to come to Taiwan for sightseeing this time? (2)Shopping(Check all that apply)	discrete	numeric-1.0	4705	1329	-
33	b4_3	B4.What attracted you to come to Taiwan for sightseeing this time? (3)Food(Check all that apply)	discrete	numeric-1.0	4705	1329	-
34	b4_4	B4.What attracted you to come to Taiwan for sightseeing this time? (4)Fruits(Check all that apply)	discrete	numeric-1.0	4705	1329	-
35	b4_5	B4.What attracted you to come to Taiwan for sightseeing this time? (5)Flowers(Check all that apply)	discrete	numeric-1.0	4705	1329	-
36	b4_6	B4.What attracted you to come to Taiwan for sightseeing this time?(6)Geographical convenience(Check all that apply)	discrete	numeric-1.0	4705	1329	-
37	b4_7	B4.What attracted you to come to Taiwan for sightseeing this time?	discrete	numeric-1.0	4705	1329	-

#	Name	Label	Type	Format	Valid	Invalid	Question
		(7)Weather(Check all that apply)					
38	b4_8	B4.What attracted you to come to Taiwan for sightseeing this time? (8)Historical relics(Check all that apply)	discrete	numeric-1.0	4705	1329	-
39	b4_9	B4.What attracted you to come to Taiwan for sightseeing this time? (9)Night life(Check all that apply)	discrete	numeric-1.0	4705	1329	-
40	b4_10	B4.What attracted you to come to Taiwan for sightseeing this time? (10)Festival activities(Check all that apply)	discrete	numeric-1.0	4705	1329	-
41	b4_11	B4.What attracted you to come to Taiwan for sightseeing this time?(11)Recreational facilities(e.g. amusement parks, golf courses, resort villages)(Check all that apply)	discrete	numeric-1.0	4705	1329	-
42	b4_12	B4.What attracted you to come to Taiwan for sightseeing this time? (12)Health Care(Check all that apply)	discrete	numeric-1.0	4705	1329	-
43	b4_13	B4.What attracted you to come to Taiwan for sightseeing this time? (13)Taiwan's customs and culture(Check all that apply)	discrete	numeric-1.0	4705	1329	-
44	b4_14	B4.What attracted you to come to Taiwan for sightseeing this time? (14)Friendliness of the people(Check all that apply)	discrete	numeric-1.0	4705	1329	-
45	b4_15	B4.What attracted you to come to Taiwan for sightseeing this time?(15)Safe social environment(Check all that apply)	discrete	numeric-1.0	4705	1329	-
46	b4_16	B4.What attracted you to come to Taiwan for sightseeing this time? (16)Democracy(Check all that apply)	discrete	numeric-1.0	4705	1329	-
47	b4_17	B4.What attracted you to come to Taiwan for sightseeing this time?(17)Company excursion(Check all that apply)	discrete	numeric-1.0	4705	1329	-
48	b4_18	B4.What attracted you to come to Taiwan for sightseeing this time?	discrete	numeric-1.0	4705	1329	-

#	Name	Label	Type	Format	Valid	Invalid	Question
		(18)Others(Check all that apply)					
49	b5_1	B5.1. Did you spend your free time sightseeing during this visit to Taiwan?	discrete	numeric-1.0	1121	4913	-
50	b5_1a	B5.1A. Yes, If so, how much time did you spend sightseeing?	discrete	numeric-1.0	683	5351	-
51	b5_1b_1	B5.1B.No. Why not?(1)Not arranged by the local office/sponsor(Check all that apply)	discrete	numeric-1.0	438	5596	-
52	b5_1b_2	B5.1B.No. Why not?(2)Lack of time(Check all that apply)	discrete	numeric-1.0	438	5596	-
53	b5_1b_3	B5.1B.No. Why not?(3)Lack of tourism information(Check all that apply)	discrete	numeric-1.0	438	5596	-
54	b5_1b_4	B5.1B.No. Why not?(4)Not included in the package tour(Check all that apply)	discrete	numeric-1.0	438	5596	-
55	b5_1b_5	B5.1B.No. Why not?(5)Nothing interesting(Check all that apply)	discrete	numeric-1.0	438	5596	-
56	b5_1b_6	B5.1B.No. Why not?(6)Others(Check all that apply)	discrete	numeric-1.0	438	5596	-

Group C、Expenditure Behavior

#	Name	Label	Type	Format	Valid	Invalid	Question
1	c1	C1. How did you arrange this trip to Taiwan?	discrete	numeric-1.0	6034	0	-
2	c2_1_1	C2.1. How would you rate your level of satisfaction with the services provided by the local travel agency and tour guides ?(1)Itinerary	discrete	numeric-2.0	1880	4154	-
3	c2_1_2	C2.1. How would you rate your level of satisfaction with the services provided by the local travel agency and tour guides ?(2)Accommodations	discrete	numeric-2.0	1880	4154	-
4	c2_1_3	C2.1. How would you rate your level of satisfaction with the services provided by the local travel agency and tour guides ?(3)Transportation (including driver services)	discrete	numeric-2.0	1880	4154	-
5	c2_1_4	C2.1. How would you rate your level of satisfaction with the services provided by the local travel agency and tour guides ?(4)Meals	discrete	numeric-2.0	1880	4154	-
6	c2_1_5	C2.1. How would you rate your level of satisfaction with the services provided by the local travel agency and	discrete	numeric-2.0	1880	4154	-

#	Name	Label	Type	Format	Valid	Invalid	Question
		tour guides ?(5)Tour guide service					
7	c2_1_6	C2.1. How would you rate your level of satisfaction with the services provided by the local travel agency and tour guides ?(6)Professionalism of the tour guides	discrete	numeric-2.0	1880	4154	-
8	c2_1_7	C2.1. How would you rate your level of satisfaction with the services provided by the local travel agency and tour guides ?(7)The tour guides'ability to handle emergencies	discrete	numeric-2.0	1880	4154	-
9	c2_1_8	C2.1. How would you rate your level of satisfaction with the services provided by the local travel agency and tour guides ?(8)Overall impression	discrete	numeric-2.0	1880	4154	-
10	c2_2a	C2.2. What are your comments on shopping arranged by the local travel agency?Number of shopping trips: __times	discrete	numeric-2.0	1880	4154	-
11	c2_2b	C2.2. What are your comments on shopping arranged by the local travel agency?Commodity prices	discrete	numeric-1.0	1805	4229	-
12	c3	C3.Did you pay any prepaid travel expenses for personal itinerary before arrival? (prepaid by yourself, your relatives, your company... etc.)	discrete	numeric-1.0	6034	0	-
13	c4	C4.How much did you prepay before arrival?	discrete	numeric-7.0	3829	2205	-
14	c4a	C4.Type of currency	discrete	numeric-2.0	3829	2205	-
15	c4b	C4.Air/ship fare	discrete	numeric-1.0	3829	2205	-
16	c5_1	C5. Which of the following expenses did you prepay before arrival? (1)Hotel(Check all that apply)	discrete	numeric-1.0	3829	2205	-
17	c5_2	C5. Which of the following expenses did you prepay before arrival?(2)Meals outside hotel(Check all that apply)	discrete	numeric-1.0	3829	2205	-
18	c5_3	C5. Which of the following expenses did you prepay before arrival?(3)Local transportation(Check all that apply)	discrete	numeric-1.0	3829	2205	-
19	c5_4	C5. Which of the following expenses did you prepay before arrival?	discrete	numeric-1.0	3829	2205	-

#	Name	Label	Type	Format	Valid	Invalid	Question
		(4)Entertainment(Check all that apply)					
20	c5_5	C5. Which of the following expenses did you prepay before arrival?(5)Miscellaneous expenses(Check all that apply)	discrete	numeric-1.0	3829	2205	-
21	c6	C6.How much money in total did you spend in Taiwan on this trip? (Please exclude C4.prepayments)	continuous	numeric-8.0	6034	0	-
22	c6a	C7.How much money in total did you spend in Taiwan on this trip? Type of currency(Please exclude C4.prepayments)	discrete	numeric-2.0	6026	8	-
23	c7_1a	C7. Please itemize these expenses in terms of their amount or percentage:1.Hotel bills	continuous	numeric-7.0	6034	0	-
24	c7_1b	C7. Please itemize these expenses in terms of their amount or percentage:1.Hotel bills: __person(s)	continuous	numeric-2.0	2167	3867	-
25	c7_2a	C7. Please itemize these expenses in terms of their amount or percentage:2.Meals excluding hotel meals	continuous	numeric-7.0	6034	0	-
26	c7_2b	C7. Please itemize these expenses in terms of their amount or percentage:2.Meals excluding hotel meals: __person(s)	continuous	numeric-2.0	4856	1178	-
27	c7_3a	C7. Please itemize these expenses in terms of their amount or percentage:3.Local transportation	continuous	numeric-6.0	6034	0	-
28	c7_3b	C7. Please itemize these expenses in terms of their amount or percentage:3.Local transportation: __person(s)	continuous	numeric-2.0	3990	2044	-
29	c7_4a	C7. Please itemize these expenses in terms of their amount or percentage:4.Entertainment	continuous	numeric-6.0	6034	0	-
30	c7_4b	C7. Please itemize these expenses in terms of their amount or percentage:4.Entertainmen: __	continuous	numeric-2.0	1593	4441	-
31	c7_5a	C7. Please itemize these expenses in terms of their amount or percentage:5.Miscellaneous expenses	continuous	numeric-6.0	6034	0	-

#	Name	Label	Type	Format	Valid	Invalid	Question
32	c7_5b	C7. Please itemize these expenses in terms of their amount or percentage:5.Miscellaneous expenses:___person(s)	continuous	numeric-2.0	851	5183	-
33	c7_6a	C7. Please itemize these expenses in terms of their amount or percentage:6.Shopping	continuous	numeric-8.0	6034	0	-
34	c7_6b	C7. Please itemize these expenses in terms of their amount or percentage:6.Shopping:___per	continuous	numeric-2.0	5253	781	-
35	c7_6_1	C7. Please itemize shopping expenses in terms of their amount or percentage(1)Clothes or accessories	continuous	numeric-7.0	6034	0	-
36	c7_6_2	C7. Please itemize shopping expenses in terms of their amount or percentage(2)Jewelry or jade	continuous	numeric-7.0	6034	0	-
37	c7_6_3	C7. Please itemize shopping expenses in terms of their amount or percentage(3)Souvenirs or handicraft products	continuous	numeric-6.0	6034	0	-
38	c7_6_4	C7. Please itemize shopping expenses in terms of their amount or percentage(4)Cosmetics or perfumes	continuous	numeric-6.0	6034	0	-
39	c7_6_5	C7. Please itemize shopping expenses in terms of their amount or percentage(5)Local special products	continuous	numeric-6.0	6034	0	-
40	c7_6_6	C7. Please itemize shopping expenses in terms of their amount or percentage(6)Tobacco or alcohol	continuous	numeric-6.0	6034	0	-
41	c7_6_7	C7. Please itemize shopping expenses in terms of their amount or percentage(7)Chinese herbal medicine or health food	continuous	numeric-6.0	6034	0	-
42	c7_6_8	C7. Please itemize shopping expenses in terms of their amount or percentage(8)3C or electric appliances	continuous	numeric-6.0	6034	0	-
43	c7_6_9	C7. Please itemize shopping expenses in terms of their amount or percentage(9)Tea	continuous	numeric-6.0	6034	0	-
44	c7_6_10	C7. Please itemize shopping expenses in terms of their amount or percentage(10)Others	continuous	numeric-8.0	6034	0	-

#	Name	Label	Type	Format	Valid	Invalid	Question
45	c8	C8. Did you claim a tax refund prior to departure?	discrete	numeric-1.0	6034	0	-
46	c9	C9. Were the refund procedures easy to follow and convenient?	discrete	numeric-1.0	966	5068	-

Group D、Tourist Behavior

#	Name	Label	Type	Format	Valid	Invalid	Question
1	d1_1	D1. Please check all activities that you have participated in during your stay in Taiwan(1)Eco tour(Check all that apply)	discrete	numeric-1.0	6034	0	-
2	d1_2	D1. Please check all activities that you have participated in during your stay in Taiwan(2)Sports or sporting competitions(Check all that apply)	discrete	numeric-1.0	6034	0	-
3	d1_3	D1. Please check all activities that you have participated in during your stay in Taiwan(3)Hot spring soaking(Check all that apply) (Check all that apply)	discrete	numeric-1.0	6034	0	-
4	d1_4	D1. Please check all activities that you have participated in during your stay in Taiwan(4)Taking wedding or salon shots(Check all that apply)	discrete	numeric-1.0	6034	0	-
5	d1_5	D1. Please check all activities that you have participated in during your stay in Taiwan(5)Exhibitions(Check all that apply)	discrete	numeric-1.0	6034	0	-
6	d1_6	D1. Please check all activities that you have participated in during your stay in Taiwan(6)Cultural events(Check all that apply)	discrete	numeric-1.0	6034	0	-
7	d1_7	D1. Please check all activities that you have participated in during your stay in Taiwan(7)Festival activities(Check all that apply)	discrete	numeric-1.0	6034	0	-
8	d1_8	D1. Please check all activities that you have participated in during your stay in Taiwan(8)Shopping(Check all that apply)	discrete	numeric-1.0	6034	0	-
9	d1_9	D1. Please check all activities that you have participated in during your	discrete	numeric-1.0	6034	0	-

#	Name	Label	Type	Format	Valid	Invalid	Question
		stay in Taiwan(9)Night market(Check all that apply)					
10	d1_10	D1. Please check all activities that you have participated in during your stay in Taiwan(10)Historical relics sightseeing(Check all that apply)	discrete	numeric-1.0	6034	0	-
11	d1_11	D1. Please check all activities that you have participated in during your stay in Taiwan(11)SPA, sauna(Check all that apply)	discrete	numeric-1.0	6034	0	-
12	d1_12	D1. Please check all activities that you have participated in during your stay in Taiwan(12)Massage or acupressure(Check all that apply)	discrete	numeric-1.0	6034	0	-
13	d1_13	D1. Please check all activities that you have participated in during your stay in Taiwan(13)Skin care treatment or manicure nail art(Check all that apply)	discrete	numeric-1.0	6034	0	-
14	d1_14	D1. Please check all activities that you have participated in during your stay in Taiwan(14)Karaoke or KTV(Check all that apply)	discrete	numeric-1.0	6034	0	-
15	d1_15	D1. Please check all activities that you have participated in during your stay in Taiwan(15)Pubs or night clubst(Check all that apply)	discrete	numeric-1.0	6034	0	-
16	d1_16	D1. Please check all activities that you have participated in during your stay in Taiwan(16)Lake tour(Check all that apply)	discrete	numeric-1.0	6034	0	-
17	d1_17	D1. Please check all activities that you have participated in during your stay in Taiwan(17)Theme park(Check all that apply)	discrete	numeric-1.0	6034	0	-
18	d1_18	D1. Please check all activities that you have participated in during your stay in Taiwan(18)Health care(Check all that apply)	discrete	numeric-1.0	6034	0	-
19	d1_19	D1. Please check all activities that you have participated in during your stay in Taiwan(19)Others(Check all that apply)	discrete	numeric-1.0	6034	0	-
20	d2a	D2.1. What tourist spots have you visited on this trip?	discrete	numeric-3.0	5443	591	-

#	Name	Label	Type	Format	Valid	Invalid	Question
21	d2b	D2.1. What tourist spots have you visited on this trip?	discrete	numeric-3.0	5149	885	-
22	d2c	D2.1. What tourist spots have you visited on this trip?	discrete	numeric-3.0	4877	1157	-
23	d2d	D2.1. What tourist spots have you visited on this trip?	discrete	numeric-3.0	4532	1502	-
24	d2e	D2.1. What tourist spots have you visited on this trip?	discrete	numeric-3.0	4129	1905	-
25	d2f	D2.1. What tourist spots have you visited on this trip?	discrete	numeric-3.0	3691	2343	-
26	d2g	D2.1. What tourist spots have you visited on this trip?	discrete	numeric-3.0	3256	2778	-
27	d2h	D2.1. What tourist spots have you visited on this trip?	discrete	numeric-3.0	2862	3172	-
28	d2i	D2.1. What tourist spots have you visited on this trip?	discrete	numeric-3.0	2526	3508	-
29	d2j	D2.1. What tourist spots have you visited on this trip?	discrete	numeric-3.0	2246	3788	-
30	d2k	D2.1. What tourist spots have you visited on this trip?	discrete	numeric-3.0	2001	4033	-
31	d2l	D2.1. What tourist spots have you visited on this trip?	discrete	numeric-3.0	1772	4262	-
32	d2m	D2.1. What tourist spots have you visited on this trip?	discrete	numeric-3.0	1559	4475	-
33	d2n	D2.1. What tourist spots have you visited on this trip?	discrete	numeric-3.0	1331	4703	-
34	d2o	D2.1. What tourist spots have you visited on this trip?	discrete	numeric-3.0	1052	4982	-
35	d2_1	D2.2. Your favorite tourist spot is	discrete	numeric-3.0	5252	782	-
36	d2_2	D2.3. Your least favorite tourist spot is	discrete	numeric-3.0	648	5386	-
37	d2_3_1	D2.3. Please indicate what you disliked about it: (1)Scenery(Check all that apply)	discrete	numeric-1.0	2002	4032	-
38	d2_3_2	D2.3. Please indicate what you disliked about it:(2)Recreational facilities(Check all that apply)	discrete	numeric-1.0	2002	4032	-
39	d2_3_3	D2.3. Please indicate what you disliked about it: (3)Environment(Check all that apply)	discrete	numeric-1.0	2002	4032	-
40	d2_3_4	D2.3. Please indicate what you disliked about it: (4)Transportation(Check all that apply)	discrete	numeric-1.0	2002	4032	-
41	d2_3_5	D2.3. Please indicate what you disliked about it: (5)Others(Check all that apply)	discrete	numeric-1.0	2002	4032	-

#	Name	Label	Type	Format	Valid	Invalid	Question
42	d3_1	D3. Please rate your level of satisfaction with the means of public transportation in Taiwan.(1)High Speed Rail	discrete	numeric-2.0	6034	0	-
43	d3_2	D3. Please rate your level of satisfaction with the means of public transportation in Taiwan.(2)Train	discrete	numeric-2.0	6034	0	-
44	d3_3	D3. Please rate your level of satisfaction with the means of public transportation in Taiwan.(3)MRT	discrete	numeric-2.0	6034	0	-
45	d3_4	D3. Please rate your level of satisfaction with the means of public transportation in Taiwan.(4)Airplane	discrete	numeric-2.0	6034	0	-
46	d3_5	D3. Please rate your level of satisfaction with the means of public transportation in Taiwan.(5)Coach	discrete	numeric-2.0	6034	0	-
47	d3_6	D3. Please rate your level of satisfaction with the means of public transportation in Taiwan.(6)Sightseeng tour bus	discrete	numeric-2.0	6034	0	-
48	d3_7	D3. Please rate your level of satisfaction with the means of public transportation in Taiwan.(7)Bus	discrete	numeric-2.0	6034	0	-
49	d3_8	D3. Please rate your level of satisfaction with the means of public transportation in Taiwan.(8)Taxi	discrete	numeric-2.0	6034	0	-
50	d3_9	D3. Please rate your level of satisfaction with the means of public transportation in Taiwan.(9)Ferry	discrete	numeric-2.0	6034	0	-
51	d3_10	D3. Please rate your level of satisfaction with the means of public transportation in Taiwan.(10)Taiwan Tourist Shuttle	discrete	numeric-2.0	6034	0	-
52	d4_1a	D4. Where did you stay during this visit to Taiwan? (1)Hotels(Check all that apply)	discrete	numeric-1.0	6034	0	-
53	d4_1b	D4. The main hotel is in ___County (City)	discrete	numeric-2.0	5148	886	-
54	d4_1c	D4. The main hotel is	discrete	numeric-1.0	5148	886	-
55	d4_1d	D4. How do you rate Hotels?	discrete	numeric-1.0	5148	886	-
56	d4_2a	D4. Where did you stay during this visit to Taiwan? (2)Guest houses (or B and B) (Check all that apply)	discrete	numeric-1.0	6034	0	-
57	d4_2b	D4.How do you rate Guest houses (or B and B)?	discrete	numeric-1.0	321	5713	-

#	Name	Label	Type	Format	Valid	Invalid	Question
58	d4_3a	D4. Where did you stay during this visit to Taiwan? (3)Youth hostels or community centers(Check all that apply)	discrete	numeric-1.0	6034	0	-
59	d4_3b	D4.How do you rate Youth hostels or community centers?	discrete	numeric-1.0	145	5889	-
60	d4_4	D4. Where did you stay during this visit to Taiwan? (4)The home of relatives or friends(Check all that apply)	discrete	numeric-1.0	6034	0	-
61	d4_5	D4. Where did you stay during this visit to Taiwan? (5)Dormitory(Check all that apply)	discrete	numeric-1.0	6034	0	-
62	d4_6	D4. Where did you stay during this visit to Taiwan? (6)Rental apartments(Check all that apply)	discrete	numeric-1.0	6034	0	-
63	d4_7	D4. Where did you stay during this visit to Taiwan? (7)Temples, seminaries, or churches(Check all that apply)	discrete	numeric-1.0	6034	0	-
64	d4_8	D4. Where did you stay during this visit to Taiwan? (8)Others(Check all that apply)	discrete	numeric-1.0	6034	0	-
65	d5	D5. Will you visit Taiwan again?	discrete	numeric-1.0	6034	0	-
66	d5a	D5.1.Yes. The main reason is	discrete	numeric-1.0	5826	208	-
67	d6	D6. Will you recommend friends or relatives to visit Taiwan?	discrete	numeric-1.0	6034	0	-
68	d7_1_1	D7. How do you rate your satisfaction with the experiences you had during your stay in Taiwan:1.Convenience(1)Efficiency of applying for a visa	discrete	numeric-1.0	6034	0	-
69	d7_1_2	D7. How do you rate your satisfaction with the experiences you had during your stay in Taiwan:1.Convenience(2)International transportation to Taiwan(Ease of obtaining tickets, flight times, etc.)	discrete	numeric-1.0	6034	0	-
70	d7_1_3	D7. How do you rate your satisfaction with the experiences you had during your stay in Taiwan:1.Convenience(3)Communication facilities(Int'l public telephone, the Internet)	discrete	numeric-1.0	6034	0	-
71	d7_1_4	D7. How do you rate your satisfaction with the experiences you	discrete	numeric-1.0	6034	0	-

#	Name	Label	Type	Format	Valid	Invalid	Question
		had during your stay in Taiwan:1.Convenience(4)Access to tourism information					
72	d7_1_5	D7. How do you rate your satisfaction with the experiences you had during your stay in Taiwan:1.Convenience(5)Local transportation	discrete	numeric-1.0	6034	0	-
73	d7_1_6	D7. How do you rate your satisfaction with the experiences you had during your stay in Taiwan:1.Convenience(6)Immigration procedures	discrete	numeric-1.0	6034	0	-
74	d7_1_7	D7. How do you rate your satisfaction with the experiences you had during your stay in Taiwan:1.Convenience(7)Customs procedures	discrete	numeric-1.0	6034	0	-
75	d7_2_1	D7. How do you rate your satisfaction with the experiences you had during your stay in Taiwan:2.Environment internationalization(1)Clarity of road signs and public facilities signs	discrete	numeric-1.0	6034	0	-
76	d7_2_2	D7. How do you rate your satisfaction with the experiences you had during your stay in Taiwan:2.Environment internationalization(2)Access to services in English	discrete	numeric-1.0	6034	0	-
77	d7_2_3	D7. How do you rate your satisfaction with the experiences you had during your stay in Taiwan:2.Environment internationalization(3)Friendliness of Taiwan people	discrete	numeric-1.0	6034	0	-
78	d7_3_1	D7. How do you rate your satisfaction with the experiences you had during your stay in Taiwan:3.Safety(1)Safety of recreational facilities	discrete	numeric-1.0	6034	0	-
79	d7_3_2	D7. How do you rate your satisfaction with the experiences you had during your stay in Taiwan:3.Safety(2)Safety of social environments	discrete	numeric-1.0	6034	0	-
80	d7_3_3	D7. How do you rate your satisfaction with the experiences you had during your stay in Taiwan:3.Safety(3)Safety of accommodation facilities	discrete	numeric-1.0	6034	0	-

#	Name	Label	Type	Format	Valid	Invalid	Question
81	d7_3_4	D7. How do you rate your satisfaction with the experiences you had during your stay in Taiwan:3.Safety(4)Good public environmental hygiene	discrete	numeric-1.0	6034	0	-
82	d7_3_5	D7. How do you rate your satisfaction with the experiences you had during your stay in Taiwan:3.Safety(5)Good food hygiene	discrete	numeric-1.0	6034	0	-
83	d7_4	D7. How do you rate your satisfaction with the experiences you had during your stay in Taiwan:4.Please rate your overall satisfactionwith this trip to Taiwan	discrete	numeric-1.0	6034	0	-
84	d8_1	D8.1. Please indicate your favorite foreign country/area which you have had visited as a tourist for the past 3 years? (Please check one only and exclude the country/area of your residence)	discrete	numeric-2.0	6034	0	-
85	d8_2a_1	D8.2. Why is the chosen country/area your favorite? (1)Scenery(Check all that apply)	discrete	numeric-1.0	2398	3636	-
86	d8_2a_2	D8.2. Why is the chosen country/area your favorite? (2)Shopping(Check all that apply)	discrete	numeric-1.0	2398	3636	-
87	d8_2a_3	D8.2. Why is the chosen country/area your favorite? (3)Food(Check all that apply)	discrete	numeric-1.0	2398	3636	-
88	d8_2a_4	D8.2. Why is the chosen country/area your favorite? (4)Fruits(Check all that apply)	discrete	numeric-1.0	2398	3636	-
89	d8_2a_5	D8.2. Why is the chosen country/area your favorite? (5)Flowers(Check all that apply)	discrete	numeric-1.0	2398	3636	-
90	d8_2a_6	D8.2. Why is the chosen country/area your favorite?(6)Geographical convenience(Check all that apply)	discrete	numeric-1.0	2398	3636	-
91	d8_2a_7	D8.2. Why is the chosen country/area your favorite? (7)Weather(Check all that apply)	discrete	numeric-1.0	2398	3636	-
92	d8_2a_8	D8.2. Why is the chosen country/area your favorite? (8)Historical relics(Check all that apply)	discrete	numeric-1.0	2398	3636	-
93	d8_2a_9	D8.2. Why is the chosen country/area your favorite?	discrete	numeric-1.0	2398	3636	-

#	Name	Label	Type	Format	Valid	Invalid	Question
		(9)Night life(Check all that apply)					
94	d8_2a_10	D8.2. Why is the chosen country/area your favorite? (10)Festival activities(Check all that apply)	discrete	numeric-1.0	2398	3636	-
95	d8_2a_11	D8.2. Why is the chosen country/area your favorite? (11)Recreational facilities (e.g. amusement parks, golf course, resort villages) (Check all that apply)	discrete	numeric-1.0	2398	3636	-
96	d8_2a_12	D8.2. Why is the chosen country/area your favorite? (12)Health care(Check all that apply)	discrete	numeric-1.0	2398	3636	-
97	d8_2a_13	D8.2. Why is the chosen country/area your favorite?(13)Customs and culture(Check all that apply)	discrete	numeric-1.0	2398	3636	-
98	d8_2a_14	D8.2. Why is the chosen country/area your favorite? (14)Friendliness of the people(Check all that apply)	discrete	numeric-1.0	2398	3636	-
99	d8_2a_15	D8.2. Why is the chosen country/area your favorite?(15)Safe social environment(Check all that apply)	discrete	numeric-1.0	2398	3636	-
100	d8_2a_16	D8.2. Why is the chosen country/area your favorite? (16)Democracy(Check all that apply)	discrete	numeric-1.0	2398	3636	-
101	d8_2a_17	D8.2. Why is the chosen country/area your favorite? (17)Others(Check all that apply)	discrete	numeric-1.0	2398	3636	-
102	d8_2b_1	D8.2 According to your experience during this visit, Taiwan is superior to(1)Scenery(Check all that apply)	discrete	numeric-1.0	2398	3636	-
103	d8_2b_2	D8.2 According to your experience during this visit, Taiwan is superior to(2)Shopping(Check all that apply)	discrete	numeric-1.0	2398	3636	-
104	d8_2b_3	D8.2 According to your experience during this visit, Taiwan is superior to(3)Food(Check all that apply)	discrete	numeric-1.0	2398	3636	-
105	d8_2b_4	D8.2 According to your experience during this visit, Taiwan is superior to(4)Fruits(Check all that apply)	discrete	numeric-1.0	2398	3636	-
106	d8_2b_5	D8.2 According to your experience during this	discrete	numeric-1.0	2398	3636	-

#	Name	Label	Type	Format	Valid	Invalid	Question
		visit, Taiwan is superior to(5)Flowers(Check all that apply)					
107	d8_2b_6	D8.2 According to your experience during this visit, Taiwan is superior to(6)Geographical convenience(Check all that apply)	discrete	numeric-1.0	2398	3636	-
108	d8_2b_7	D8.2 According to your experience during this visit, Taiwan is superior to(7)Weather(Check all that apply)	discrete	numeric-1.0	2398	3636	-
109	d8_2b_8	D8.2 According to your experience during this visit, Taiwan is superior to(8)Historical relics(Check all that apply)	discrete	numeric-1.0	2398	3636	-
110	d8_2b_9	D8.2 According to your experience during this visit, Taiwan is superior to(9)Night life(Check all that apply)	discrete	numeric-1.0	2398	3636	-
111	d8_2b_10	D8.2 According to your experience during this visit, Taiwan is superior to(10)Festival activities(Check all that apply)	discrete	numeric-1.0	2398	3636	-
112	d8_2b_11	D8.2 According to your experience during this visit, Taiwan is superior to(11)Recreational facilities (e.g. amusement parks, golf course, resort villages) (Check all that apply)	discrete	numeric-1.0	2398	3636	-
113	d8_2b_12	D8.2 According to your experience during this visit, Taiwan is superior to(12)Health care(Check all that apply)	discrete	numeric-1.0	2398	3636	-
114	d8_2b_13	D8.2 According to your experience during this visit, Taiwan is superior to(13)Customs and culture(Check all that apply)	discrete	numeric-1.0	2398	3636	-
115	d8_2b_14	D8.2 According to your experience during this visit, Taiwan is superior to(14)Friendliness of the people(Check all that apply)	discrete	numeric-1.0	2398	3636	-
116	d8_2b_15	D8.2 According to your experience during this visit, Taiwan is superior to(15)Safe social environment(Check all that apply)	discrete	numeric-1.0	2398	3636	-
117	d8_2b_16	D8.2 According to your experience during this visit, Taiwan is superior to(16)Democracy(Check all that apply)	discrete	numeric-1.0	2398	3636	-

#	Name	Label	Type	Format	Valid	Invalid	Question
118	d8_2b_17	D8.2 According to your experience during this visit, Taiwan is superior to(17)Others(Check all that apply)	discrete	numeric-1.0	2398	3636	-
119	d9_1	D9. Which part of Taiwan has given you the deepest impression?(1)Gourmet food(Check all that apply)	discrete	numeric-1.0	6034	0	-
120	d9_2	D9. Which part of Taiwan has given you the deepest impression?(2)Coastal view(Check all that apply)	discrete	numeric-1.0	6034	0	-
121	d9_3	D9. Which part of Taiwan has given you the deepest impression?(3)Hot springs(Check all that apply)	discrete	numeric-1.0	6034	0	-
122	d9_4	D9. Which part of Taiwan has given you the deepest impression?(4)Historical relics(Check all that apply)	discrete	numeric-1.0	6034	0	-
123	d9_5	D9. Which part of Taiwan has given you the deepest impression?(5)Night markets sightseeing(Check all that apply)	discrete	numeric-1.0	6034	0	-
124	d9_6	D9. Which part of Taiwan has given you the deepest impression?(6)Cycling fun(Check all that apply)	discrete	numeric-1.0	6034	0	-
125	d9_7	D9. Which part of Taiwan has given you the deepest impression?(7)Famous local products(Check all that apply)	discrete	numeric-1.0	6034	0	-
126	d9_8	D9. Which part of Taiwan has given you the deepest impression?(8)Temple(Check all that apply)	discrete	numeric-1.0	6034	0	-
127	d9_9	D9. Which part of Taiwan has given you the deepest impression?(9)Night life(Check all that apply)	discrete	numeric-1.0	6034	0	-
128	d9_10	D9. Which part of Taiwan has given you the deepest impression?(10)Aboriginal culture(Check all that apply)	discrete	numeric-1.0	6034	0	-
129	d9_11	D9. Which part of Taiwan has given you the deepest impression? (11)Cosmetic and medical treatments(Check all that apply)	discrete	numeric-1.0	6034	0	-
130	d9_12	D9. Which part of Taiwan has given you the deepest impression? (12)Local friendliness and hospitality(Check all that apply)	discrete	numeric-1.0	6034	0	-

#	Name	Label	Type	Format	Valid	Invalid	Question
131	d9_13	D9. Which part of Taiwan has given you the deepest impression?(13)24 hour book stores(Check all that apply)	discrete	numeric-1.0	6034	0	-
132	d9_14	D9. Which part of Taiwan has given you the deepest impression?(14)Convenience stores(Check all that apply)	discrete	numeric-1.0	6034	0	-
133	d9_15	D9. Which part of Taiwan has given you the deepest impression?(15)Fruits(Check all that apply)	discrete	numeric-1.0	6034	0	-
134	d9_16	D9. Which part of Taiwan has given you the deepest impression?(16)Festival activities(Check all that apply)	discrete	numeric-1.0	6034	0	-
135	d9_17	D9. Which part of Taiwan has given you the deepest impression?(17)Tourist spots(Check all that apply)	discrete	numeric-1.0	6034	0	-
136	d9_18	D9. Which part of Taiwan has given you the deepest impression?(18)The accommodation experience (hotels or guest houses, etc.) (Check all that apply)	discrete	numeric-1.0	6034	0	-
137	d9_19	D9. Which part of Taiwan has given you the deepest impression? (19)Others(Check all that apply)	discrete	numeric-1.0	6034	0	-

Group E、Personal Information

#	Name	Label	Type	Format	Valid	Invalid	Question
1	e1	E1. Nationality	discrete	numeric-2.0	6034	0	-
2	e2_1	E2. The country of your residence	discrete	numeric-2.0	6034	0	-
3	e2_2	E2. Place of departure (None Mainland China visitors go to E3)	discrete	numeric-2.0	2118	3916	-
4	e3	E3. Age	discrete	numeric-2.0	6034	0	-
5	e4	E4. Annual income: (converted to USD)	discrete	numeric-2.0	6034	0	-
6	e5	E5. Education:	discrete	numeric-2.0	6034	0	-
7	e6	E6. Occupation:	discrete	numeric-2.0	6034	0	-
8	e7	E7. Gender	discrete	numeric-1.0	6034	0	-

Group created variables

#	Name	Label	Type	Format	Valid	Invalid	Question
1	area	Survey areas	discrete	numeric-1.0	6034	0	-

Variables Description

Dataset contains 259 variable(s)

File : data2013			
# id: Case number			
Information	[Type= continuous] [Format=numeric] [Range= 1-6034] [Missing=*]		
Statistics [NW/ W]	[Valid=6034 /-] [Invalid=0 /-] [Mean=3017.5 /-] [StdDev=1742.01 /-]		
# mon: Configuration month			
Information	[Type= discrete] [Format=numeric] [Range= 1-12] [Missing=*]		
Statistics [NW/ W]	[Valid=6034 /-] [Invalid=0 /-]		
Value	Label	Cases	Percentage
1		452	<div><div></div></div> 7.5%
2		419	<div><div></div></div> 6.9%
3		657	<div><div></div></div> 10.9%
4		546	<div><div></div></div> 9.0%
5		451	<div><div></div></div> 7.5%
6		480	<div><div></div></div> 8.0%
7		477	<div><div></div></div> 7.9%
8		508	<div><div></div></div> 8.4%
9		511	<div><div></div></div> 8.5%
10		461	<div><div></div></div> 7.6%
11		518	<div><div></div></div> 8.6%
12		554	<div><div></div></div> 9.2%
<i>Warning: these figures indicate the number of cases found in the data file. They cannot be interpreted as summary statistics of the population of interest.</i>			
# stay: Stay in Taiwan __day(s)			
Information	[Type= continuous] [Format=numeric] [Range= 1-90] [Missing=*]		
Statistics [NW/ W]	[Valid=6034 /-] [Invalid=0 /-] [Mean=6.597 /-] [StdDev=8.298 /-]		
# a2: A2.What was the port of entry?			
Information	[Type= discrete] [Format=numeric] [Range= 1-6] [Missing=*]		
Statistics [NW/ W]	[Valid=6034 /-] [Invalid=0 /-]		
Value	Label	Cases	Percentage
1	Taiwan Taoyuan International Airport	5024	<div><div></div></div> 83.3%
2	Kaohsiung International Airport	411	<div><div></div></div> 6.8%
3	Taipei Sonshan Airport	454	<div><div></div></div> 7.5%
4	Keelung Port	0	
5	Kaohsiung Port	119	<div><div></div></div> 2.0%
6	Other	26	<div><div></div></div> 0.4%
<i>Warning: these figures indicate the number of cases found in the data file. They cannot be interpreted as summary statistics of the population of interest.</i>			
# a3: A3. How many times have you been to Taiwan in the past three years (including this time)?			
Information	[Type= continuous] [Format=numeric] [Range= 1-100] [Missing=*]		
Statistics [NW/ W]	[Valid=6034 /-] [Invalid=0 /-] [Mean=2.376 /-] [StdDev=4.308 /-]		
# a4: A4. How many days did you spend planning for this trip before you left for Taiwan? __days			
Information	[Type= continuous] [Format=numeric] [Range= 1-3650] [Missing=*]		
Statistics [NW/ W]	[Valid=6034 /-] [Invalid=0 /-] [Mean=54.002 /-] [StdDev=97.349 /-]		
# a5: A5. Is anyone accompanying you on this trip?			
Information	[Type= discrete] [Format=numeric] [Range= 1-2] [Missing=*]		

File : data2013

a5: A5. Is anyone accompanying you on this trip?

Statistics [NW/ W] [Valid=6034 /-] [Invalid=0 /-]

Value	Label	Cases	Percentage
1	Yes (go to A6.)	4584	76.0%
2	No (skip to section B)	1450	24.0%

Warning: these figures indicate the number of cases found in the data file. They cannot be interpreted as summary statistics of the population of interest.

a6_1: A6. The people who are accompanying you are:(1)Spouse(Check all that apply)

Information [Type= discrete] [Format=numeric] [Range= 0-1] [Missing=*]

Statistics [NW/ W] [Valid=4584 /-] [Invalid=1450 /-]

Value	Label	Cases	Percentage
0	No	3321	72.4%
1	Yes	1263	27.6%
Sysmiss		1450	

Warning: these figures indicate the number of cases found in the data file. They cannot be interpreted as summary statistics of the population of interest.

a6_2: A6. The people who are accompanying you are:(2)Parents/ Children(Check all that apply)

Information [Type= discrete] [Format=numeric] [Range= 0-1] [Missing=*]

Statistics [NW/ W] [Valid=4584 /-] [Invalid=1450 /-]

Value	Label	Cases	Percentage
0	No	3634	79.3%
1	Yes	950	20.7%
Sysmiss		1450	

Warning: these figures indicate the number of cases found in the data file. They cannot be interpreted as summary statistics of the population of interest.

a6_3: A6. The people who are accompanying you are:(3)Relatives(Check all that apply)

Information [Type= discrete] [Format=numeric] [Range= 0-1] [Missing=*]

Statistics [NW/ W] [Valid=4584 /-] [Invalid=1450 /-]

Value	Label	Cases	Percentage
0	No	4103	89.5%
1	Yes	481	10.5%
Sysmiss		1450	

Warning: these figures indicate the number of cases found in the data file. They cannot be interpreted as summary statistics of the population of interest.

a6_4: A6. The people who are accompanying you are:(4)Colleagues/ Friends(Check all that apply)

Information [Type= discrete] [Format=numeric] [Range= 0-1] [Missing=*]

Statistics [NW/ W] [Valid=4584 /-] [Invalid=1450 /-]

Value	Label	Cases	Percentage
0	No	1972	43.0%
1	Yes	2612	57.0%
Sysmiss		1450	

Warning: these figures indicate the number of cases found in the data file. They cannot be interpreted as summary statistics of the population of interest.

b1_1: B1.1. Have you ever obtained pre-travel information about Taiwan from official government tourism promotion campaigns or travel reports?

Information [Type= discrete] [Format=numeric] [Range= 1-2] [Missing=*]

Statistics [NW/ W] [Valid=6034 /-] [Invalid=0 /-]

File : data2013







b1_1: B1.1. Have you ever obtained pre-travel information about Taiwan from official government tourism promotion campaigns or travel reports?

Value	Label	Cases	Percentage
1	Yes (go to B1. 2)	3708	 61.5%
2	No (skip to B2.1)	2326	 38.5%

Warning: these figures indicate the number of cases found in the data file. They cannot be interpreted as summary statistics of the population of interest.

b1_2_1: B1.2. How would you rate the source of information's influence on your decision to visit Taiwan? (1)Newspapers, magazines, books







Information	[Type= discrete] [Format=numeric] [Range= 0-5] [Missing=*]
Statistics [NW/ W]	[Valid=3708 /-] [Invalid=2326 /-]

Value	Label	Cases	Percentage
0	Never Seen	2378	 64.1%
1	Very slight	101	 2.7%
2	Slight	76	 2.0%
3	Moderate	242	 6.5%
4	Strong	277	 7.5%
5	Very Strong	634	 17.1%
Sysmiss		2326	

Warning: these figures indicate the number of cases found in the data file. They cannot be interpreted as summary statistics of the population of interest.

b1_2_2: B1.2. How would you rate the source of information's influence on your decision to visit Taiwan? (2)Underground(subway), advertisement boxes, advertisement on buses







Information	[Type= discrete] [Format=numeric] [Range= 0-5] [Missing=*]
Statistics [NW/ W]	[Valid=3708 /-] [Invalid=2326 /-]

Value	Label	Cases	Percentage
0	Never Seen	3318	 89.5%
1	Very slight	50	 1.3%
2	Slight	37	 1.0%
3	Moderate	130	 3.5%
4	Strong	74	 2.0%
5	Very Strong	99	 2.7%
Sysmiss		2326	

Warning: these figures indicate the number of cases found in the data file. They cannot be interpreted as summary statistics of the population of interest.

b1_2_3: B1.2. How would you rate the source of information's influence on your decision to visit Taiwan?(3)TV, radio

Information	[Type= discrete] [Format=numeric] [Range= 0-5] [Missing=*]
Statistics [NW/ W]	[Valid=3708 /-] [Invalid=2326 /-]

Value	Label	Cases	Percentage
0	Never Seen	1933	 52.1%
1	Very slight	145	 3.9%
2	Slight	86	 2.3%
3	Moderate	333	 9.0%
4	Strong	424	 11.4%
5	Very Strong	787	 21.2%
Sysmiss		2326	

File : data2013

b1_2_3: B1.2. How would you rate the source of information's influence on your decision to visit Taiwan?(3)TV, radio

Warning: these figures indicate the number of cases found in the data file. They cannot be interpreted as summary statistics of the population of interest.

b1_2_4: B1.2. How would you rate the source of information's influence on your decision to visit Taiwan?(4)Internet

Information	[Type= discrete] [Format=numeric] [Range= 0-5] [Missing=*]
Statistics [NW/ W]	[Valid=3708 /-] [Invalid=2326 /-]

Value	Label	Cases	Percentage
0	Never Seen	1683	45.4%
1	Very slight	59	1.6%
2	Slight	66	1.8%
3	Moderate	351	9.5%
4	Strong	507	13.7%
5	Very Strong	1042	28.1%
Sysmiss		2326	

Warning: these figures indicate the number of cases found in the data file. They cannot be interpreted as summary statistics of the population of interest.

b1_2_5: B1.2. How would you rate the source of information's influence on your decision to visit Taiwan?(5)International travel exhibitions

Information	[Type= discrete] [Format=numeric] [Range= 0-5] [Missing=*]
Statistics [NW/ W]	[Valid=3708 /-] [Invalid=2326 /-]

Value	Label	Cases	Percentage
0	Never Seen	3475	93.7%
1	Very slight	17	0.5%
2	Slight	26	0.7%
3	Moderate	98	2.6%
4	Strong	41	1.1%
5	Very Strong	51	1.4%
Sysmiss		2326	

Warning: these figures indicate the number of cases found in the data file. They cannot be interpreted as summary statistics of the population of interest.

b1_2_6: B1.2. How would you rate the source of information's influence on your decision to visit Taiwan?(6)Outdoor advertisements or billboards

Information	[Type= discrete] [Format=numeric] [Range= 0-5] [Missing=*]
Statistics [NW/ W]	[Valid=3708 /-] [Invalid=2326 /-]

Value	Label	Cases	Percentage
0	Never Seen	3424	92.3%
1	Very slight	38	1.0%
2	Slight	38	1.0%
3	Moderate	99	2.7%
4	Strong	60	1.6%
5	Very Strong	49	1.3%
Sysmiss		2326	

Warning: these figures indicate the number of cases found in the data file. They cannot be interpreted as summary statistics of the population of interest.

b1_2_7: B1.2. How would you rate the source of information's influence on your decision to visit Taiwan?(7)Tourism leaflets of travel agencies

Information	[Type= discrete] [Format=numeric] [Range= 0-5] [Missing=*]
-------------	--

File : data2013

b1_2_7: B1.2. How would you rate the source of information's influence on your decision to visit Taiwan?(7)Tourism leaflets of travel agencies

Statistics [NW/ W] [Valid=3708 /-] [Invalid=2326 /-]

Value	Label	Cases	Percentage
0	Never Seen	3014	81.3%
1	Very slight	35	0.9%
2	Slight	44	1.2%
3	Moderate	150	4.0%
4	Strong	159	4.3%
5	Very Strong	306	8.3%
Sysmiss		2326	

Warning: these figures indicate the number of cases found in the data file. They cannot be interpreted as summary statistics of the population of interest.

b1_2_8: B1.2. How would you rate the source of information's influence on your decision to visit Taiwan?(8)Word-of-mouth recommendations from friends or relatives

Information [Type= discrete] [Format=numeric] [Range= 0-5] [Missing=*]

Statistics [NW/ W] [Valid=3708 /-] [Invalid=2326 /-]

Value	Label	Cases	Percentage
0	Never Seen	2396	64.6%
1	Very slight	76	2.0%
2	Slight	55	1.5%
3	Moderate	177	4.8%
4	Strong	321	8.7%
5	Very Strong	683	18.4%
Sysmiss		2326	

Warning: these figures indicate the number of cases found in the data file. They cannot be interpreted as summary statistics of the population of interest.

b2_1_1: B2.1. Where do you plan to get travel information after your arrival in Taiwan?(1)Airport Arrival Hall(Check all that apply)

Information [Type= discrete] [Format=numeric] [Range= 0-1] [Missing=*]

Statistics [NW/ W] [Valid=6034 /-] [Invalid=0 /-]

Value	Label	Cases	Percentage
0	No	2790	46.2%
1	Yes	3244	53.8%

Warning: these figures indicate the number of cases found in the data file. They cannot be interpreted as summary statistics of the population of interest.

b2_1_2: B2.1. Where do you plan to get travel information after your arrival in Taiwan?(2)Ground Transportation Center(Check all that apply)

Information [Type= discrete] [Format=numeric] [Range= 0-1] [Missing=*]

Statistics [NW/ W] [Valid=6034 /-] [Invalid=0 /-]

Value	Label	Cases	Percentage
0	No	5360	88.8%
1	Yes	674	11.2%

Warning: these figures indicate the number of cases found in the data file. They cannot be interpreted as summary statistics of the population of interest.

File : data2013

b2_1_3: B2.1. Where do you plan to get travel information after your arrival in Taiwan?(3)Travel Agency(Check all that apply)

Information	[Type= discrete] [Format=numeric] [Range= 0-1] [Missing=*]
Statistics [NW/ W]	[Valid=6034 /-] [Invalid=0 /-]

Value	Label	Cases	Percentage
0	No	5011	83.0%
1	Yes	1023	17.0%

Warning: these figures indicate the number of cases found in the data file. They cannot be interpreted as summary statistics of the population of interest.

b2_1_4: B2.1. Where do you plan to get travel information after your arrival in Taiwan?(4)Visitor Information Center(Check all that apply)

Information	[Type= discrete] [Format=numeric] [Range= 0-1] [Missing=*]
Statistics [NW/ W]	[Valid=6034 /-] [Invalid=0 /-]

Value	Label	Cases	Percentage
0	No	5157	85.5%
1	Yes	877	14.5%

Warning: these figures indicate the number of cases found in the data file. They cannot be interpreted as summary statistics of the population of interest.

b2_1_5: B2.1. Where do you plan to get travel information after your arrival in Taiwan?(5)Hotel(Check all that apply)

Information	[Type= discrete] [Format=numeric] [Range= 0-1] [Missing=*]
Statistics [NW/ W]	[Valid=6034 /-] [Invalid=0 /-]

Value	Label	Cases	Percentage
0	No	4195	69.5%
1	Yes	1839	30.5%

Warning: these figures indicate the number of cases found in the data file. They cannot be interpreted as summary statistics of the population of interest.

b2_1_6: B2.1. Where do you plan to get travel information after your arrival in Taiwan?(6)Convenient Store(Check all that apply)

Information	[Type= discrete] [Format=numeric] [Range= 0-1] [Missing=*]
Statistics [NW/ W]	[Valid=6034 /-] [Invalid=0 /-]

Value	Label	Cases	Percentage
0	No	5502	91.2%
1	Yes	532	8.8%

Warning: these figures indicate the number of cases found in the data file. They cannot be interpreted as summary statistics of the population of interest.

b2_1_7: B2.1. Where do you plan to get travel information after your arrival in Taiwan?(7)Restaurant(Check all that apply)

Information	[Type= discrete] [Format=numeric] [Range= 0-1] [Missing=*]
Statistics [NW/ W]	[Valid=6034 /-] [Invalid=0 /-]

Value	Label	Cases	Percentage
0	No	5863	97.2%
1	Yes	171	2.8%

Warning: these figures indicate the number of cases found in the data file. They cannot be interpreted as summary statistics of the population of interest.

b2_1_8: B2.1. Where do you plan to get travel information after your arrival in Taiwan?(8)Internet(Check all that apply)

Information	[Type= discrete] [Format=numeric] [Range= 0-1] [Missing=*]
-------------	--

File : data2013

b2_1_8: B2.1. Where do you plan to get travel information after your arrival in Taiwan?(8)Internet(Check all that apply)

Statistics [NW/ W] [Valid=6034 /-] [Invalid=0 /-]

Value	Label	Cases	Percentage
0	No	3978	65.9%
1	Yes	2056	34.1%

Warning: these figures indicate the number of cases found in the data file. They cannot be interpreted as summary statistics of the population of interest.

b2_1_9: B2.1. Where do you plan to get travel information after your arrival in Taiwan?(9)Mobile Phone(Check all that apply)

Information [Type= discrete] [Format=numeric] [Range= 0-1] [Missing=*]

Statistics [NW/ W] [Valid=6034 /-] [Invalid=0 /-]

Value	Label	Cases	Percentage
0	No	5440	90.2%
1	Yes	594	9.8%

Warning: these figures indicate the number of cases found in the data file. They cannot be interpreted as summary statistics of the population of interest.

b2_1_10: B2.1. Where do you plan to get travel information after your arrival in Taiwan?(10)Others(Check all that apply)

Information [Type= discrete] [Format=numeric] [Range= 0-1] [Missing=*]

Statistics [NW/ W] [Valid=6034 /-] [Invalid=0 /-]

Value	Label	Cases	Percentage
0	No	5296	87.8%
1	Yes	738	12.2%

Warning: these figures indicate the number of cases found in the data file. They cannot be interpreted as summary statistics of the population of interest.

b2_2_1: B2.2. What kind of tourism information do you hope to get after arriving in Taiwan?(1)Service items and travel programs of travel agencies(Check all that apply)

Information [Type= discrete] [Format=numeric] [Range= 0-1] [Missing=*]

Statistics [NW/ W] [Valid=6034 /-] [Invalid=0 /-]

Value	Label	Cases	Percentage
0	No	5395	89.4%
1	Yes	639	10.6%

Warning: these figures indicate the number of cases found in the data file. They cannot be interpreted as summary statistics of the population of interest.

b2_2_2: B2.2. What kind of tourism information do you hope to get after arriving in Taiwan?(2)Transportation information (railway, MRT, car rentals)(Check all that apply)

Information [Type= discrete] [Format=numeric] [Range= 0-1] [Missing=*]

Statistics [NW/ W] [Valid=6034 /-] [Invalid=0 /-]

Value	Label	Cases	Percentage
0	No	2764	45.8%
1	Yes	3270	54.2%

Warning: these figures indicate the number of cases found in the data file. They cannot be interpreted as summary statistics of the population of interest.

b2_2_3: B2.2. What kind of tourism information do you hope to get after arriving in Taiwan?(3)Travel or road maps(Check all that apply)

Information [Type= discrete] [Format=numeric] [Range= 0-1] [Missing=*]

Statistics [NW/ W] [Valid=6034 /-] [Invalid=0 /-]

File : data2013

b2_2_3: B2.2. What kind of tourism information do you hope to get after arriving in Taiwan?(3)Travel or road maps(Check all that apply)

Value	Label	Cases	Percentage
0	No	3721	<div><div></div></div> 61.7%
1	Yes	2313	<div><div></div></div> 38.3%

Warning: these figures indicate the number of cases found in the data file. They cannot be interpreted as summary statistics of the population of interest.

b2_2_4: B2.2. What kind of tourism information do you hope to get after arriving in Taiwan?(4)Restaurant information(Check all that apply)

Information	[Type= discrete] [Format=numeric] [Range= 0-1] [Missing=*]
Statistics [NW/ W]	[Valid=6034 /-] [Invalid=0 /-]

Value	Label	Cases	Percentage
0	No	3140	<div><div></div></div> 52.0%
1	Yes	2894	<div><div></div></div> 48.0%

Warning: these figures indicate the number of cases found in the data file. They cannot be interpreted as summary statistics of the population of interest.

b2_2_5: B2.2. What kind of tourism information do you hope to get after arriving in Taiwan?(5)Accommodation information(Check all that apply)

Information	[Type= discrete] [Format=numeric] [Range= 0-1] [Missing=*]
Statistics [NW/ W]	[Valid=6034 /-] [Invalid=0 /-]

Value	Label	Cases	Percentage
0	No	4682	<div><div></div></div> 77.6%
1	Yes	1352	<div><div></div></div> 22.4%

Warning: these figures indicate the number of cases found in the data file. They cannot be interpreted as summary statistics of the population of interest.

b2_2_6: B2.2. What kind of tourism information do you hope to get after arriving in Taiwan?(6)Theme traveling suggestion(Check all that apply)

Information	[Type= discrete] [Format=numeric] [Range= 0-1] [Missing=*]
Statistics [NW/ W]	[Valid=6034 /-] [Invalid=0 /-]

Value	Label	Cases	Percentage
0	No	5175	<div><div></div></div> 85.8%
1	Yes	859	<div><div></div></div> 14.2%

Warning: these figures indicate the number of cases found in the data file. They cannot be interpreted as summary statistics of the population of interest.

b2_2_7: B2.2. What kind of tourism information do you hope to get after arriving in Taiwan?(7)Scenic spots introduction(Check all that apply)

Information	[Type= discrete] [Format=numeric] [Range= 0-1] [Missing=*]
Statistics [NW/ W]	[Valid=6034 /-] [Invalid=0 /-]

Value	Label	Cases	Percentage
0	No	3040	<div><div></div></div> 50.4%
1	Yes	2994	<div><div></div></div> 49.6%



Warning: these figures indicate the number of cases found in the data file. They cannot be interpreted as summary statistics of the population of interest.

b2_2_8: B2.2. What kind of tourism information do you hope to get after arriving in Taiwan?(8)Festivals introduction(Check all that apply)

Information	[Type= discrete] [Format=numeric] [Range= 0-1] [Missing=*]
Statistics [NW/ W]	[Valid=6034 /-] [Invalid=0 /-]

File : data2013



b2_2_8: B2.2. What kind of tourism information do you hope to get after arriving in Taiwan?(8)Festivals introduction(Check all that apply)

Value	Label	Cases	Percentage
0	No	5208	 86.3%
1	Yes	826	 13.7%

Warning: these figures indicate the number of cases found in the data file. They cannot be interpreted as summary statistics of the population of interest.

b2_2_9: B2.2. What kind of tourism information do you hope to get after arriving in Taiwan?(9)Others(Check all that apply)







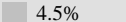
Information	[Type= discrete] [Format=numeric] [Range= 0-1] [Missing=*]
Statistics [NW/ W]	[Valid=6034 /-] [Invalid=0 /-]

Value	Label	Cases	Percentage
0	No	5364	 88.9%
1	Yes	670	 11.1%

Warning: these figures indicate the number of cases found in the data file. They cannot be interpreted as summary statistics of the population of interest.

b3a: B3.What are the purposes of taking this trip to Taiwan? Main Purpose

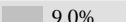







Information	[Type= discrete] [Format=numeric] [Range= 1-7] [Missing=*]
Statistics [NW/ W]	[Valid=6034 /-] [Invalid=0 /-]

Value	Label	Cases	Percentage
1	Sightseeing(go to B4)	4159	 68.9%
2	Business(skip to B5)	964	 16.0%
3	International Conference or Exhibition(skip to B5)	138	 2.3%
4	Visiting friends or relatives(skip to section C)	447	 7.4%
5	Studies(skip to section C)	51	 0.8%
6	Medical Treatment(skip to section C)	5	 0.1%
7	Other(skip to section C)	270	 4.5%

Warning: these figures indicate the number of cases found in the data file. They cannot be interpreted as summary statistics of the population of interest.

b3b: B3.What are the purposes of taking this trip to Taiwan? Secondary Purpose

Information	[Type= discrete] [Format=numeric] [Range= 1-99] [Missing=*]
Statistics [NW/ W]	[Valid=6034 /-] [Invalid=0 /-]

Value	Label	Cases	Percentage
1	Sightseeing(go to B4)	546	 9.0%
2	Business(skip to B5)	21	 0.3%
3	International Conference or Exhibition(skip to B5)	6	 0.1%
4	Visiting friends or relatives(skip to section C)	198	 3.3%
5	Studies(skip to section C)	3	 0.0%
6	Medical Treatment(skip to section C)	6	 0.1%
7	Other(skip to section C)	65	 1.1%
99	Missing	5189	 86.0%


Warning: these figures indicate the number of cases found in the data file. They cannot be interpreted as summary statistics of the population of interest.

b4_1: B4.What attracted you to come to Taiwan for sightseeing this time?(1)Scenery(Check all that apply)

Information	[Type= discrete] [Format=numeric] [Range= 0-1] [Missing=*]
Statistics [NW/ W]	[Valid=4705 /-] [Invalid=1329 /-]

File : data2013



b4_1: B4.What attracted you to come to Taiwan for sightseeing this time?(1)Scenery(Check all that apply)

Value	Label	Cases	Percentage
0	No	1911	 40.6%
1	Yes	2794	 59.4%
Sysmiss		1329	

Warning: these figures indicate the number of cases found in the data file. They cannot be interpreted as summary statistics of the population of interest.

b4_2: B4.What attracted you to come to Taiwan for sightseeing this time?(2)Shopping(Check all that apply)

Information	[Type= discrete] [Format=numeric] [Range= 0-1] [Missing=*]
Statistics [NW/ W]	[Valid=4705 /-] [Invalid=1329 /-]

Value	Label	Cases	Percentage
0	No	3295	 70.0%
1	Yes	1410	 30.0%
Sysmiss		1329	

Warning: these figures indicate the number of cases found in the data file. They cannot be interpreted as summary statistics of the population of interest.

b4_3: B4.What attracted you to come to Taiwan for sightseeing this time?(3)Food(Check all that apply)

Information	[Type= discrete] [Format=numeric] [Range= 0-1] [Missing=*]
Statistics [NW/ W]	[Valid=4705 /-] [Invalid=1329 /-]

Value	Label	Cases	Percentage
0	No	2759	 58.6%
1	Yes	1946	 41.4%
Sysmiss		1329	

Warning: these figures indicate the number of cases found in the data file. They cannot be interpreted as summary statistics of the population of interest.

b4_4: B4.What attracted you to come to Taiwan for sightseeing this time?(4)Fruits(Check all that apply)



Information	[Type= discrete] [Format=numeric] [Range= 0-1] [Missing=*]
Statistics [NW/ W]	[Valid=4705 /-] [Invalid=1329 /-]

Value	Label	Cases	Percentage
0	No	3780	 80.3%
1	Yes	925	 19.7%
Sysmiss		1329	

Warning: these figures indicate the number of cases found in the data file. They cannot be interpreted as summary statistics of the population of interest.

b4_5: B4.What attracted you to come to Taiwan for sightseeing this time?(5)Flowers(Check all that apply)

Information	[Type= discrete] [Format=numeric] [Range= 0-1] [Missing=*]
Statistics [NW/ W]	[Valid=4705 /-] [Invalid=1329 /-]

Value	Label	Cases	Percentage
0	No	4620	 98.2%
1	Yes	85	 1.8%
Sysmiss		1329	



Warning: these figures indicate the number of cases found in the data file. They cannot be interpreted as summary statistics of the population of interest.

b4_6: B4.What attracted you to come to Taiwan for sightseeing this time?(6)Geographical convenience(Check all that apply)

Information	[Type= discrete] [Format=numeric] [Range= 0-1] [Missing=*]
Statistics [NW/ W]	[Valid=4705 /-] [Invalid=1329 /-]

File : data2013



b4_6: B4.What attracted you to come to Taiwan for sightseeing this time?(6)Geographical convenience(Check all that apply)

Value	Label	Cases	Percentage
0	No	4119	 87.5%
1	Yes	586	 12.5%
Sysmiss		1329	

Warning: these figures indicate the number of cases found in the data file. They cannot be interpreted as summary statistics of the population of interest.

b4_7: B4.What attracted you to come to Taiwan for sightseeing this time?(7)Weather(Check all that apply)



Information	[Type= discrete] [Format=numeric] [Range= 0-1] [Missing=*]
Statistics [NW/ W]	[Valid=4705 /-] [Invalid=1329 /-]

Value	Label	Cases	Percentage
0	No	4344	 92.3%
1	Yes	361	 7.7%
Sysmiss		1329	

Warning: these figures indicate the number of cases found in the data file. They cannot be interpreted as summary statistics of the population of interest.

b4_8: B4.What attracted you to come to Taiwan for sightseeing this time?(8)Historical relics(Check all that apply)



Information	[Type= discrete] [Format=numeric] [Range= 0-1] [Missing=*]
Statistics [NW/ W]	[Valid=4705 /-] [Invalid=1329 /-]

Value	Label	Cases	Percentage
0	No	3850	 81.8%
1	Yes	855	 18.2%
Sysmiss		1329	

Warning: these figures indicate the number of cases found in the data file. They cannot be interpreted as summary statistics of the population of interest.

b4_9: B4.What attracted you to come to Taiwan for sightseeing this time?(9)Night life(Check all that apply)

Information	[Type= discrete] [Format=numeric] [Range= 0-1] [Missing=*]
Statistics [NW/ W]	[Valid=4705 /-] [Invalid=1329 /-]

Value	Label	Cases	Percentage
0	No	4405	 93.6%
1	Yes	300	 6.4%
Sysmiss		1329	

Warning: these figures indicate the number of cases found in the data file. They cannot be interpreted as summary statistics of the population of interest.

b4_10: B4.What attracted you to come to Taiwan for sightseeing this time?(10)Festival activities(Check all that apply)

Information	[Type= discrete] [Format=numeric] [Range= 0-1] [Missing=*]		
Statistics [NW/ W]	[Valid=4705 /-] [Invalid=1329 /-]		
Value	Label	Cases	Percentage
0	No	4691	<div></div> 99.7%
1	Yes	14	<div></div> 0.3%
Sysmiss		1329	
Warning: these figures indicate the number of cases found in the data file. They cannot be interpreted as summary statistics of the population of interest.			

b4_11: B4.What attracted you to come to Taiwan for sightseeing this time?(11)Recreational facilities(e.g. amusement parks, golf courses, resort villages)(Check all that apply)

Information	[Type= discrete] [Format=numeric] [Range= 0-1] [Missing=*]		
Statistics [NW/ W]	[Valid=4705 /-] [Invalid=1329 /-]		
Value	Label	Cases	Percentage
0	No	4655	<div></div> 98.9%
1	Yes	50	<div></div> 1.1%
Sysmiss		1329	
Warning: these figures indicate the number of cases found in the data file. They cannot be interpreted as summary statistics of the population of interest.			

b4_12: B4.What attracted you to come to Taiwan for sightseeing this time?(12)Health Care(Check all that apply)

Information	[Type= discrete] [Format=numeric] [Range= 0-1] [Missing=*]		
Statistics [NW/ W]	[Valid=4705 /-] [Invalid=1329 /-]		
Value	Label	Cases	Percentage
0	No	4688	<div></div> 99.6%
1	Yes	17	<div></div> 0.4%
Sysmiss		1329	
Warning: these figures indicate the number of cases found in the data file. They cannot be interpreted as summary statistics of the population of interest.			

b4_13: B4.What attracted you to come to Taiwan for sightseeing this time?(13)Taiwan's customs and culture(Check all that apply)

Information	[Type= discrete] [Format=numeric] [Range= 0-1] [Missing=*]		
Statistics [NW/ W]	[Valid=4705 /-] [Invalid=1329 /-]		
Value	Label	Cases	Percentage
0	No	3322	<div></div> 70.6%
1	Yes	1383	<div></div> 29.4%
Sysmiss		1329	
Warning: these figures indicate the number of cases found in the data file. They cannot be interpreted as summary statistics of the population of interest.			

b4_14: B4.What attracted you to come to Taiwan for sightseeing this time?(14)Friendliness of the people(Check all that apply)

Information	[Type= discrete] [Format=numeric] [Range= 0-1] [Missing=*]		
Statistics [NW/ W]	[Valid=4705 /-] [Invalid=1329 /-]		
Value	Label	Cases	Percentage
0	No	3565	<div></div> 75.8%
1	Yes	1140	<div></div> 24.2%
Sysmiss		1329	
Warning: these figures indicate the number of cases found in the data file. They cannot be interpreted as summary statistics of the population of interest.			

# b4_15: B4.What attracted you to come to Taiwan for sightseeing this time?(15)Safe social environment(Check all that apply)			
Information		[Type= discrete] [Format=numeric] [Range= 0-1] [Missing=*]	
Statistics [NW/ W]		[Valid=4705 /-] [Invalid=1329 /-]	
Value	Label	Cases	Percentage
0	No	4127	<div><div></div></div> 87.7%
1	Yes	578	<div><div></div></div> 12.3%
Sysmiss		1329	
<i>Warning: these figures indicate the number of cases found in the data file. They cannot be interpreted as summary statistics of the population of interest.</i>			
# b4_16: B4.What attracted you to come to Taiwan for sightseeing this time?(16)Democracy(Check all that apply)			
Information		[Type= discrete] [Format=numeric] [Range= 0-1] [Missing=*]	
Statistics [NW/ W]		[Valid=4705 /-] [Invalid=1329 /-]	
Value	Label	Cases	Percentage
0	No	4594	<div><div></div></div> 97.6%
1	Yes	111	<div><div></div></div> 2.4%
Sysmiss		1329	
<i>Warning: these figures indicate the number of cases found in the data file. They cannot be interpreted as summary statistics of the population of interest.</i>			
# b4_17: B4.What attracted you to come to Taiwan for sightseeing this time?(17)Company excursion(Check all that apply)			
Information		[Type= discrete] [Format=numeric] [Range= 0-1] [Missing=*]	
Statistics [NW/ W]		[Valid=4705 /-] [Invalid=1329 /-]	
Value	Label	Cases	Percentage
0	No	4432	<div><div></div></div> 94.2%
1	Yes	273	<div><div></div></div> 5.8%
Sysmiss		1329	
<i>Warning: these figures indicate the number of cases found in the data file. They cannot be interpreted as summary statistics of the population of interest.</i>			
# b4_18: B4.What attracted you to come to Taiwan for sightseeing this time?(18)Others(Check all that apply)			
Information		[Type= discrete] [Format=numeric] [Range= 0-1] [Missing=*]	
Statistics [NW/ W]		[Valid=4705 /-] [Invalid=1329 /-]	
Value	Label	Cases	Percentage
0	No	4148	<div><div></div></div> 88.2%
1	Yes	557	<div><div></div></div> 11.8%
Sysmiss		1329	
<i>Warning: these figures indicate the number of cases found in the data file. They cannot be interpreted as summary statistics of the population of interest.</i>			
# b5_1: B5.1. Did you spend your free time sightseeing during this visit to Taiwan?			
Information		[Type= discrete] [Format=numeric] [Range= 1-2] [Missing=*]	
Statistics [NW/ W]		[Valid=1121 /-] [Invalid=4913 /-]	
Value	Label	Cases	Percentage
1	Yes	683	<div><div></div></div> 60.9%
2	No	438	<div><div></div></div> 39.1%
Sysmiss		4913	
<i>Warning: these figures indicate the number of cases found in the data file. They cannot be interpreted as summary statistics of the population of interest.</i>			
# b5_1a: B5.1A. Yes, If so, how much time did you spend sightseeing?			
Information		[Type= discrete] [Format=numeric] [Range= 1-6] [Missing=*]	

# b5_1a: B5.1A. Yes, If so, how much time did you spend sightseeing?			
Statistics [NW/ W]		[Valid=683 -] [Invalid=5351 -]	
Value	Label	Cases	Percentage
1	Half a day	235	<div><div></div></div> 34.4%
2	1 day	189	<div><div></div></div> 27.7%
3	2 days	125	<div><div></div></div> 18.3%
4	3 days	50	<div><div></div></div> 7.3%
5	4 days	28	<div><div></div></div> 4.1%
6	Over 5 days	56	<div><div></div></div> 8.2%
Sysmiss		5351	
Warning: these figures indicate the number of cases found in the data file. They cannot be interpreted as summary statistics of the population of interest.			
# b5_1b_1: B5.1B.No. Why not?(1)Not arranged by the local office/sponsor(Check all that apply)			
Information		[Type= discrete] [Format=numeric] [Range= 0-1] [Missing=*]	
Statistics [NW/ W]		[Valid=438 -] [Invalid=5596 -]	
Value	Label	Cases	Percentage
0	No	409	<div><div></div></div> 93.4%
1	Yes	29	<div><div></div></div> 6.6%
Sysmiss		5596	
Warning: these figures indicate the number of cases found in the data file. They cannot be interpreted as summary statistics of the population of interest.			
# b5_1b_2: B5.1B.No. Why not?(2)Lack of time(Check all that apply)			
Information		[Type= discrete] [Format=numeric] [Range= 0-1] [Missing=*]	
Statistics [NW/ W]		[Valid=438 -] [Invalid=5596 -]	
Value	Label	Cases	Percentage
0	No	61	<div><div></div></div> 13.9%
1	Yes	377	<div><div></div></div> 86.1%
Sysmiss		5596	
Warning: these figures indicate the number of cases found in the data file. They cannot be interpreted as summary statistics of the population of interest.			
# b5_1b_3: B5.1B.No. Why not?(3)Lack of tourism information(Check all that apply)			
Information		[Type= discrete] [Format=numeric] [Range= 0-1] [Missing=*]	
Statistics [NW/ W]		[Valid=438 -] [Invalid=5596 -]	
Value	Label	Cases	Percentage
0	No	423	<div><div></div></div> 96.6%
1	Yes	15	<div><div></div></div> 3.4%
Sysmiss		5596	
Warning: these figures indicate the number of cases found in the data file. They cannot be interpreted as summary statistics of the population of interest.			
# b5_1b_4: B5.1B.No. Why not?(4)Not included in the package tour(Check all that apply)			
Information		[Type= discrete] [Format=numeric] [Range= 0-1] [Missing=*]	
Statistics [NW/ W]		[Valid=438 -] [Invalid=5596 -]	
Value	Label	Cases	Percentage
0	No	431	<div><div></div></div> 98.4%
1	Yes	7	<div><div></div></div> 1.6%
Sysmiss		5596	
Warning: these figures indicate the number of cases found in the data file. They cannot be interpreted as summary statistics of the population of interest.			

# b5_1b_5: B5.1B.No. Why not?(5)Nothing interesting(Check all that apply)			
Information	[Type= discrete] [Format=numeric] [Range= 0-1] [Missing=*]		
Statistics [NW/ W]	[Valid=438 /-] [Invalid=5596 /-]		
Value	Label	Cases	Percentage
0	No	425	97.0%
1	Yes	13	3.0%
Sysmiss		5596	
Warning: these figures indicate the number of cases found in the data file. They cannot be interpreted as summary statistics of the population of interest.			
# b5_1b_6: B5.1B.No. Why not?(6)Others(Check all that apply)			
Information	[Type= discrete] [Format=numeric] [Range= 0-1] [Missing=*]		
Statistics [NW/ W]	[Valid=438 /-] [Invalid=5596 /-]		
Value	Label	Cases	Percentage
0	No	433	98.9%
1	Yes	5	1.1%
Sysmiss		5596	
Warning: these figures indicate the number of cases found in the data file. They cannot be interpreted as summary statistics of the population of interest.			
# c1: C1. How did you arrange this trip to Taiwan?			
Information	[Type= discrete] [Format=numeric] [Range= 1-5] [Missing=*]		
Statistics [NW/ W]	[Valid=6034 /-] [Invalid=0 /-]		
Value	Label	Cases	Percentage
1	Group tour arranged through a travel agency (Joined a tour g	1880	31.2%
2	Individual tour arranged through a travel agency (skip to C3	236	3.9%
3	Accommodations arranged (and ticket booked) through a travel	1082	17.9%
4	Joined the activities arranged by a Taiwan travel agency aft	32	0.5%
5	No arrangements by a Taiwan travel agency after arrival (ski	2804	46.5%
Warning: these figures indicate the number of cases found in the data file. They cannot be interpreted as summary statistics of the population of interest.			
# c2_1_1: C2.1. How would you rate your level of satisfaction with the services provided by the local travel agency and tour guides ?(1)Itinerary			
Information	[Type= discrete] [Format=numeric] [Range= 0-99] [Missing=*]		
Statistics [NW/ W]	[Valid=1880 /-] [Invalid=4154 /-]		
Value	Label	Cases	Percentage
0	Not applicable	0	
1	Very dissatisfied	4	0.2%
2	Dissatisfied	43	2.3%
3	Neutral	184	9.8%
4	Satisfied	790	42.0%
5	Very satisfied	859	45.7%
99	Missing	0	
Sysmiss		4154	
Warning: these figures indicate the number of cases found in the data file. They cannot be interpreted as summary statistics of the population of interest.			
# c2_1_2: C2.1. How would you rate your level of satisfaction with the services provided by the local travel agency and tour guides ?(2)Accommodations			
Information	[Type= discrete] [Format=numeric] [Range= 0-99] [Missing=*]		
Statistics [NW/ W]	[Valid=1880 /-] [Invalid=4154 /-]		

c2_1_2: C2.1. How would you rate your level of satisfaction with the services provided by the local travel agency and tour guides ?(2)Accommodations

Value	Label	Cases	Percentage
0	Not applicable	0	
1	Very dissatisfied	4	0.2%
2	Dissatisfied	30	1.6%
3	Neutral	215	11.4%
4	Satisfied	775	41.2%
5	Very satisfied	856	45.5%
99	Missing	0	
Sysmiss		4154	

Warning: these figures indicate the number of cases found in the data file. They cannot be interpreted as summary statistics of the population of interest.

c2_1_3: C2.1. How would you rate your level of satisfaction with the services provided by the local travel agency and tour guides ?(3)Transportation (including driver services)

Information	[Type= discrete] [Format=numeric] [Range= 0-99] [Missing=*]
Statistics [NW/ W]	[Valid=1880 /-] [Invalid=4154 /-]

Value	Label	Cases	Percentage
0	Not applicable	0	
1	Very dissatisfied	0	
2	Dissatisfied	3	0.2%
3	Neutral	72	3.8%
4	Satisfied	620	33.0%
5	Very satisfied	1185	63.0%
99	Missing	0	
Sysmiss		4154	

Warning: these figures indicate the number of cases found in the data file. They cannot be interpreted as summary statistics of the population of interest.

c2_1_4: C2.1. How would you rate your level of satisfaction with the services provided by the local travel agency and tour guides ?(4)Meals

Information	[Type= discrete] [Format=numeric] [Range= 0-99] [Missing=*]
Statistics [NW/ W]	[Valid=1880 /-] [Invalid=4154 /-]

Value	Label	Cases	Percentage
0	Not applicable	0	
1	Very dissatisfied	5	0.3%
2	Dissatisfied	85	4.5%
3	Neutral	398	21.2%
4	Satisfied	735	39.1%
5	Very satisfied	657	34.9%
99	Missing	0	
Sysmiss		4154	

Warning: these figures indicate the number of cases found in the data file. They cannot be interpreted as summary statistics of the population of interest.

c2_1_5: C2.1. How would you rate your level of satisfaction with the services provided by the local travel agency and tour guides ?(5)Tour guide service

Information	[Type= discrete] [Format=numeric] [Range= 0-99] [Missing=*]
Statistics [NW/ W]	[Valid=1880 /-] [Invalid=4154 /-]

c2_1_5: C2.1. How would you rate your level of satisfaction with the services provided by the local travel agency and tour guides ?(5)Tour guide service

Value	Label	Cases	Percentage
0	Not applicable	0	
1	Very dissatisfied	2	0.1%
2	Dissatisfied	5	0.3%
3	Neutral	79	4.2%
4	Satisfied	533	28.4%
5	Very satisfied	1261	67.1%
99	Missing	0	
Sysmiss		4154	

Warning: these figures indicate the number of cases found in the data file. They cannot be interpreted as summary statistics of the population of interest.

c2_1_6: C2.1. How would you rate your level of satisfaction with the services provided by the local travel agency and tour guides ?(6)Professionalism of the tour guides

Information	[Type= discrete] [Format=numeric] [Range= 0-99] [Missing=*]
Statistics [NW/ W]	[Valid=1880 /-] [Invalid=4154 /-]

Value	Label	Cases	Percentage
0	Not applicable	0	
1	Very dissatisfied	2	0.1%
2	Dissatisfied	7	0.4%
3	Neutral	87	4.6%
4	Satisfied	541	28.8%
5	Very satisfied	1243	66.1%
99	Missing	0	
Sysmiss		4154	

Warning: these figures indicate the number of cases found in the data file. They cannot be interpreted as summary statistics of the population of interest.

c2_1_7: C2.1. How would you rate your level of satisfaction with the services provided by the local travel agency and tour guides ?(7)The tour guides'ability to handle emergencies

Information	[Type= discrete] [Format=numeric] [Range= 0-99] [Missing=*]
Statistics [NW/ W]	[Valid=1880 /-] [Invalid=4154 /-]

Value	Label	Cases	Percentage
0	Not applicable	210	11.2%
1	Very dissatisfied	1	0.1%
2	Dissatisfied	15	0.8%
3	Neutral	69	3.7%
4	Satisfied	475	25.3%
5	Very satisfied	1110	59.0%
99	Missing	0	
Sysmiss		4154	

Warning: these figures indicate the number of cases found in the data file. They cannot be interpreted as summary statistics of the population of interest.

c2_1_8: C2.1. How would you rate your level of satisfaction with the services provided by the local travel agency and tour guides ?(8)Overall impression

Information	[Type= discrete] [Format=numeric] [Range= 1-99] [Missing=*]
Statistics [NW/ W]	[Valid=1880 /-] [Invalid=4154 /-]

c2_1_8: C2.1. How would you rate your level of satisfaction with the services provided by the local travel agency and tour guides ?(8)Overall impression

Value	Label	Cases	Percentage
1	Very dissatisfied	1	0.1%
2	Dissatisfied	6	0.3%
3	Neutral	71	3.8%
4	Satisfied	750	39.9%
5	Very satisfied	1052	56.0%
99	Missing	0	
Sysmiss		4154	

Warning: these figures indicate the number of cases found in the data file. They cannot be interpreted as summary statistics of the population of interest.

c2_2a: C2.2. What are your comments on shopping arranged by the local travel agency?Number of shopping trips: __ times

Information	[Type= discrete] [Format=numeric] [Range= 0-11] [Missing=*]
Statistics [NW/ W]	[Valid=1880 /-] [Invalid=4154 /-]

Value	Label	Cases	Percentage
0		75	4.0%
1		76	4.0%
2		162	8.6%
3		311	16.5%
4		302	16.1%
5		341	18.1%
6		218	11.6%
7		226	12.0%
8		144	7.7%
9		11	0.6%
10		13	0.7%
11		1	0.1%
Sysmiss		4154	

Warning: these figures indicate the number of cases found in the data file. They cannot be interpreted as summary statistics of the population of interest.

c2_2b: C2.2. What are your comments on shopping arranged by the local travel agency?Commodity prices

Information	[Type= discrete] [Format=numeric] [Range= 1-5] [Missing=*]
Statistics [NW/ W]	[Valid=1805 /-] [Invalid=4229 /-]

Value	Label	Cases	Percentage
1	Very low-price	16	0.9%
2	Low-price	176	9.8%
3	Good-price	832	46.1%
4	High-price	706	39.1%
5	Very high-price	75	4.2%
Sysmiss		4229	

Warning: these figures indicate the number of cases found in the data file. They cannot be interpreted as summary statistics of the population of interest.

c3: C3.Did you pay any prepaid travel expenses for personal itinerary before arrival? (prepaid by yourself, your relatives, your company...etc.)

Information	[Type= discrete] [Format=numeric] [Range= 1-2] [Missing=*]
Statistics [NW/ W]	[Valid=6034 /-] [Invalid=0 /-]

c3: C3.Did you pay any prepaid travel expenses for personal itinerary before arrival? (prepaid by yourself, your relatives, your company...etc.)

Value	Label	Cases	Percentage
1	Yes(go to C4)	3829	<div><div></div></div> 63.5%
2	No(skip to C6)	2205	<div><div></div></div> 36.5%

Warning: these figures indicate the number of cases found in the data file. They cannot be interpreted as summary statistics of the population of interest.

c4: C4.How much did you prepay before arrival?

Information	[Type= discrete] [Format=numeric] [Range= 3-8400000] [Missing=*]
Statistics [NW/ W]	[Valid=3829 /-] [Invalid=2205 /-]

Value	Label	Cases	Percentage
3		1	0.0%
8		1	0.0%
20		3	0.1%
30		1	0.0%
33		1	0.0%
40		1	0.0%
50		2	0.1%
54		1	0.0%
60		5	0.1%
70		2	0.1%
80		2	0.1%
90		1	0.0%
95		1	0.0%
100		11	0.3%
102		1	0.0%
113		1	0.0%
120		1	0.0%
125		2	0.1%
130		2	0.1%
136		2	0.1%
140		1	0.0%
150		7	0.2%
175		1	0.0%
180		1	0.0%
200		14	0.4%
211		1	0.0%
225		1	0.0%
240		2	0.1%
250		10	0.3%
260		1	0.0%
270		1	0.0%
280		1	0.0%
300		18	0.5%
320		3	0.1%
325		1	0.0%
334		1	0.0%

c4: C4.How much did you prepay before arrival?

Value	Label	Cases	Percentage
340		4	0.1%
350		10	0.3%
360		2	0.1%
375		1	0.0%
399		1	0.0%
400		21	0.5%
420		1	0.0%
440		1	0.0%
450		3	0.1%
458		1	0.0%
480		1	0.0%
497		1	0.0%
500		29	0.8%
513		1	0.0%
525		1	0.0%
546		2	0.1%
550		4	0.1%
559		1	0.0%
570		1	0.0%
572		1	0.0%
580		1	0.0%
600		14	0.4%
622		1	0.0%
650		6	0.2%
666		1	0.0%
667		2	0.1%
680		1	0.0%
700		8	0.2%
720		1	0.0%
750		14	0.4%
755		1	0.0%
760		1	0.0%
767		1	0.0%
780		2	0.1%
795		1	0.0%
800		12	0.3%
834		1	0.0%
850		1	0.0%
888		1	0.0%
894		1	0.0%
900		11	0.3%
950		1	0.0%
1000		53	1.4%
1016		1	0.0%
1050		1	0.0%

c4: C4.How much did you prepay before arrival?

Value	Label	Cases	Percentage
1100		6	0.2%
1140		1	0.0%
1160		1	0.0%
1168		1	0.0%
1170		1	0.0%
1200		18	0.5%
1250		10	0.3%
1299		1	0.0%
1300		10	0.3%
1334		1	0.0%
1350		1	0.0%
1387		1	0.0%
1400		13	0.3%
1429		1	0.0%
1482		1	0.0%
1499		1	0.0%
1500		42	1.1%
1501		1	0.0%
1508		1	0.0%
1520		1	0.0%
1550		1	0.0%
1600		6	0.2%
1630		1	0.0%
1640		1	0.0%
1650		1	0.0%
1670		1	0.0%
1700		6	0.2%
1750		4	0.1%
1800		18	0.5%
1850		2	0.1%
1890		1	0.0%
1900		4	0.1%
1920		1	0.0%
2000		63	1.6%
2060		1	0.0%
2100		6	0.2%
2199		1	0.0%
2200		7	0.2%
2250		7	0.2%
2260		1	0.0%
2290		1	0.0%
2300		10	0.3%
2350		1	0.0%
2375		1	0.0%
2400		7	0.2%

c4: C4.How much did you prepay before arrival?

Value	Label	Cases	Percentage
2450		1	0.0%
2475		1	0.0%
2500		62	1.6%
2550		1	0.0%
2600		9	0.2%
2700		11	0.3%
2720		1	0.0%
2740		1	0.0%
2750		5	0.1%
2790		1	0.0%
2800		14	0.4%
2850		1	0.0%
2899		1	0.0%
2900		6	0.2%
3000		162	4.2%
3099		1	0.0%
3100		6	0.2%
3140		1	0.0%
3150		5	0.1%
3199		2	0.1%
3200		21	0.5%
3250		4	0.1%
3288		1	0.0%
3300		23	0.6%
3334		1	0.0%
3348		1	0.0%
3350		1	0.0%
3399		1	0.0%
3400		20	0.5%
3450		1	0.0%
3480		6	0.2%
3499		2	0.1%
3500		74	1.9%
3560		1	0.0%
3572		1	0.0%
3580		2	0.1%
3600		30	0.8%
3650		3	0.1%
3680		6	0.2%
3700		22	0.6%
3750		7	0.2%
3760		1	0.0%
3780		1	0.0%
3800		57	1.5%
3820		1	0.0%

c4: C4.How much did you prepay before arrival?

Value	Label	Cases	Percentage
3850		2	0.1%
3860		1	0.0%
3880		6	0.2%
3900		12	0.3%
3980		11	0.3%
3988		1	0.0%
3990		1	0.0%
4000		254	6.6%
4010		1	0.0%
4030		2	0.1%
4050		2	0.1%
4054		1	0.0%
4080		4	0.1%
4100		24	0.6%
4120		1	0.0%
4130		1	0.0%
4150		1	0.0%
4180		3	0.1%
4188		1	0.0%
4200		42	1.1%
4250		2	0.1%
4280		5	0.1%
4286		1	0.0%
4299		1	0.0%
4300		28	0.7%
4350		4	0.1%
4380		4	0.1%
4390		1	0.0%
4400		22	0.6%
4420		1	0.0%
4450		1	0.0%
4480		1	0.0%
4498		1	0.0%
4500		103	2.7%
4580		3	0.1%
4600		38	1.0%
4620		1	0.0%
4630		1	0.0%
4680		5	0.1%
4700		11	0.3%
4720		2	0.1%
4750		2	0.1%
4777		1	0.0%
4780		1	0.0%
4800		29	0.8%

c4: C4.How much did you prepay before arrival?

Value	Label	Cases	Percentage
4835		1	0.0%
4850		5	0.1%
4880		2	0.1%
4900		20	0.5%
4980		5	0.1%
5000		284	7.4%
5100		8	0.2%
5120		1	0.0%
5150		2	0.1%
5170		1	0.0%
5200		24	0.6%
5272		1	0.0%
5280		2	0.1%
5300		13	0.3%
5350		1	0.0%
5380		2	0.1%
5400		8	0.2%
5500		46	1.2%
5580		2	0.1%
5600		5	0.1%
5676		1	0.0%
5680		3	0.1%
5700		6	0.2%
5715		1	0.0%
5750		1	0.0%
5780		2	0.1%
5800		17	0.4%
5820		1	0.0%
5880		2	0.1%
5900		2	0.1%
5980		3	0.1%
6000		117	3.1%
6042		1	0.0%
6100		10	0.3%
6200		16	0.4%
6250		2	0.1%
6280		1	0.0%
6300		3	0.1%
6350		2	0.1%
6367		1	0.0%
6400		6	0.2%
6450		1	0.0%
6480		2	0.1%
6500		34	0.9%
6580		1	0.0%

c4: C4.How much did you prepay before arrival?

Value	Label	Cases	Percentage
6600		1	0.0%
6680		2	0.1%
6700		5	0.1%
6710		1	0.0%
6750		1	0.0%
6800		14	0.4%
6880		1	0.0%
6900		6	0.2%
6930		1	0.0%
6980		3	0.1%
7000		73	1.9%
7100		2	0.1%
7200		12	0.3%
7300		6	0.2%
7400		2	0.1%
7500		22	0.6%
7600		4	0.1%
7680		1	0.0%
7700		2	0.1%
7800		6	0.2%
7900		5	0.1%
7935		1	0.0%
7980		1	0.0%
8000		40	1.0%
8011		1	0.0%
8200		3	0.1%
8300		2	0.1%
8400		2	0.1%
8500		10	0.3%
8700		2	0.1%
8800		2	0.1%
8900		2	0.1%
8999		1	0.0%
9000		20	0.5%
9100		2	0.1%
9200		2	0.1%
9300		4	0.1%
9500		3	0.1%
9580		1	0.0%
9600		1	0.0%
9800		4	0.1%
9900		1	0.0%
10000		81	2.1%
10200		1	0.0%
11000		6	0.2%

c4: C4.How much did you prepay before arrival?

Value	Label	Cases	Percentage
12000		23	<div></div> 0.6%
12320		1	<div></div> 0.0%
13000		1	<div></div> 0.0%
13500		1	<div></div> 0.0%
13680		1	<div></div> 0.0%
14000		7	<div></div> 0.2%
15000		27	<div></div> 0.7%
15500		1	<div></div> 0.0%
16000		14	<div></div> 0.4%
16200		1	<div></div> 0.0%
17000		2	<div></div> 0.1%
17500		4	<div></div> 0.1%
17600		1	<div></div> 0.0%
18000		2	<div></div> 0.1%
18500		1	<div></div> 0.0%
20000		30	<div></div> 0.8%
20300		1	<div></div> 0.0%
21000		1	<div></div> 0.0%
22000		1	<div></div> 0.0%
23000		1	<div></div> 0.0%
23500		1	<div></div> 0.0%
23600		1	<div></div> 0.0%
24000		2	<div></div> 0.1%
24750		1	<div></div> 0.0%
25000		11	<div></div> 0.3%
26000		4	<div></div> 0.1%
26400		1	<div></div> 0.0%
27000		2	<div></div> 0.1%
27816		1	<div></div> 0.0%
28000		3	<div></div> 0.1%
30000		42	<div></div> 1.1%
32000		1	<div></div> 0.0%
33000		1	<div></div> 0.0%
34000		2	<div></div> 0.1%
35000		27	<div></div> 0.7%
36000		3	<div></div> 0.1%
36480		1	<div></div> 0.0%
36550		1	<div></div> 0.0%
38000		1	<div></div> 0.0%
39000		2	<div></div> 0.1%
40000		65	<div></div> 1.7%
41000		1	<div></div> 0.0%
42000		3	<div></div> 0.1%
43000		6	<div></div> 0.2%
43800		1	<div></div> 0.0%

c4: C4.How much did you prepay before arrival?

Value	Label	Cases	Percentage
44000		1	0.0%
45000		18	0.5%
46000		3	0.1%
47000		3	0.1%
48000		1	0.0%
49000		1	0.0%
50000		111	2.9%
50200		1	0.0%
53000		1	0.0%
55000		7	0.2%
55500		1	0.0%
56000		3	0.1%
57000		3	0.1%
57400		1	0.0%
57500		1	0.0%
59900		1	0.0%
60000		77	2.0%
62500		1	0.0%
63000		1	0.0%
64800		1	0.0%
65000		6	0.2%
66000		1	0.0%
66250		1	0.0%
67000		3	0.1%
68000		1	0.0%
70000		67	1.7%
72000		1	0.0%
73000		1	0.0%
74000		3	0.1%
75000		10	0.3%
76000		2	0.1%
77000		1	0.0%
77770		1	0.0%
80000		57	1.5%
83500		1	0.0%
85000		4	0.1%
88000		1	0.0%
90000		17	0.4%
90002		1	0.0%
93000		1	0.0%
96000		1	0.0%
98000		2	0.1%
100000		59	1.5%
105000		1	0.0%
110000		6	0.2%

c4: C4.How much did you prepay before arrival?

Value	Label	Cases	Percentage
115000		1	0.0%
117000		1	0.0%
120000		12	0.3%
125000		1	0.0%
130000		11	0.3%
137500		1	0.0%
140000		3	0.1%
145000		1	0.0%
150000		12	0.3%
160000		6	0.2%
170000		2	0.1%
175000		1	0.0%
190000		1	0.0%
200000		6	0.2%
220000		1	0.0%
250000		2	0.1%
300000		7	0.2%
327000		1	0.0%
330000		1	0.0%
350000		1	0.0%
400000		18	0.5%
420000		1	0.0%
450000		8	0.2%
465000		1	0.0%
470000		1	0.0%
475000		1	0.0%
490000		1	0.0%
500000		9	0.2%
520000		1	0.0%
550000		1	0.0%
570000		1	0.0%
600000		6	0.2%
650000		2	0.1%
700000		7	0.2%
720000		1	0.0%
740000		1	0.0%
750000		4	0.1%
790000		2	0.1%
800000		10	0.3%
850000		5	0.1%
880000		1	0.0%
900000		5	0.1%
920000		2	0.1%
950000		1	0.0%
960000		1	0.0%

# c4: C4.How much did you prepay before arrival?			
Value	Label	Cases	Percentage
990000		1	0.0%
1000000		12	0.3%
1100000		6	0.2%
1160000		1	0.0%
1200000		1	0.0%
1540000		1	0.0%
1700000		1	0.0%
2000000		1	0.0%
4700000		1	0.0%
8400000		1	0.0%
Sysmiss		2205	
Warning: these figures indicate the number of cases found in the data file. They cannot be interpreted as summary statistics of the population of interest.			
# c4a: C4.Type of currency			
Information	[Type= discrete] [Format=numeric] [Range= 1-18] [Missing=*]		
Statistics [NW/ W]	[Valid=3829 /-] [Invalid=2205 /-]		
Value	Label	Cases	Percentage
1	JPY	658	17.2%
2	CNY	1760	46.0%
3	HKD	555	14.5%
4	SGD	105	2.7%
5	KRW	154	4.0%
6	MYR	69	1.8%
7	THB	11	0.3%
8	USD	138	3.6%
9	CAD	5	0.1%
10	GBP	4	0.1%
11	EUR	16	0.4%
14	AUD	14	0.4%
16	NTD	338	8.8%
17	IDR	0	
18	PHP	2	0.1%
Sysmiss		2205	
Warning: these figures indicate the number of cases found in the data file. They cannot be interpreted as summary statistics of the population of interest.			
# c4b: C4.Air/ship fare			
Information	[Type= discrete] [Format=numeric] [Range= 1-2] [Missing=*]		
Statistics [NW/ W]	[Valid=3829 /-] [Invalid=2205 /-]		
Value	Label	Cases	Percentage
1	Include air/ship fare	3034	79.2%
2	Excluded air/ship fare	795	20.8%
Sysmiss		2205	
Warning: these figures indicate the number of cases found in the data file. They cannot be interpreted as summary statistics of the population of interest.			
# c5_1: C5. Which of the following expenses did you prepay before arrival?(1)Hotel(Check all that apply)			
Information	[Type= discrete] [Format=numeric] [Range= 0-1] [Missing=*]		

c5_1: C5. Which of the following expenses did you prepay before arrival?(1)Hotel(Check all that apply)

Statistics [NW/ W]

[Valid=3829 /-] [Invalid=2205 /-]

Value	Label	Cases	Percentage
0	No	2	0.1%
1	Yes	3827	99.9%
Sysmiss		2205	

Warning: these figures indicate the number of cases found in the data file. They cannot be interpreted as summary statistics of the population of interest.

c5_2: C5. Which of the following expenses did you prepay before arrival?(2)Meals outside hotel(Check all that apply)

Information

[Type= discrete] [Format=numeric] [Range= 0-1] [Missing=*]

Statistics [NW/ W]

[Valid=3829 /-] [Invalid=2205 /-]

Value	Label	Cases	Percentage
0	No	1757	45.9%
1	Yes	2072	54.1%
Sysmiss		2205	

Warning: these figures indicate the number of cases found in the data file. They cannot be interpreted as summary statistics of the population of interest.

c5_3: C5. Which of the following expenses did you prepay before arrival?(3)Local transportation(Check all that apply)

Information

[Type= discrete] [Format=numeric] [Range= 0-1] [Missing=*]

Statistics [NW/ W]

[Valid=3829 /-] [Invalid=2205 /-]

Value	Label	Cases	Percentage
0	No	1742	45.5%
1	Yes	2087	54.5%
Sysmiss		2205	

Warning: these figures indicate the number of cases found in the data file. They cannot be interpreted as summary statistics of the population of interest.

c5_4: C5. Which of the following expenses did you prepay before arrival?(4)Entertainment(Check all that apply)

Information

[Type= discrete] [Format=numeric] [Range= 0-1] [Missing=*]

Statistics [NW/ W]

[Valid=3829 /-] [Invalid=2205 /-]

Value	Label	Cases	Percentage
0	No	1763	46.0%
1	Yes	2066	54.0%
Sysmiss		2205	

Warning: these figures indicate the number of cases found in the data file. They cannot be interpreted as summary statistics of the population of interest.

c5_5: C5. Which of the following expenses did you prepay before arrival?(5)Miscellaneous expenses(Check all that apply)

Information

[Type= discrete] [Format=numeric] [Range= 0-1] [Missing=*]

Statistics [NW/ W]

[Valid=3829 /-] [Invalid=2205 /-]

Value	Label	Cases	Percentage
0	No	1761	46.0%
1	Yes	2068	54.0%
Sysmiss		2205	

Warning: these figures indicate the number of cases found in the data file. They cannot be interpreted as summary statistics of the population of interest.

c6: C6.How much money in total did you spend in Taiwan on this trip? (Please exclude C4.prepayments)

Information

[Type= continuous] [Format=numeric] [Range= 0-12007000] [Missing=*]

# c6: C6.How much money in total did you spend in Taiwan on this trip? (Please exclude C4.prepayments)			
Statistics [NW/ W]		[Valid=6034 -/] [Invalid=0 -/] [Mean=39311.387 -/] [StdDev=192334.824 -/]	
# c6a: C7.How much money in total did you spend in Taiwan on this trip? Type of currency(Please exclude C4.prepayments)			
Information		[Type= discrete] [Format=numeric] [Range= 1-18] [Missing=*]	
Statistics [NW/ W]		[Valid=6026 -/] [Invalid=8 -/]	
Value	Label	Cases	Percentage
1	JPY	684	<div><div></div></div> 11.4%
2	CNY	1589	<div><div></div></div> 26.4%
3	HKD	469	<div><div></div></div> 7.8%
4	SGD	121	<div><div></div></div> 2.0%
5	KRW	162	<div><div></div></div> 2.7%
6	MYR	68	<div><div></div></div> 1.1%
7	THB	4	<div><div></div></div> 0.1%
8	USD	346	<div><div></div></div> 5.7%
9	CAD	14	<div><div></div></div> 0.2%
10	GBP	10	<div><div></div></div> 0.2%
11	EUR	49	<div><div></div></div> 0.8%
14	AUD	14	<div><div></div></div> 0.2%
16	NTD	2495	<div><div></div></div> 41.4%
17	IDR	0	
18	PHP	1	<div><div></div></div> 0.0%
Sysmiss		8	
Warning: these figures indicate the number of cases found in the data file. They cannot be interpreted as summary statistics of the population of interest.			
# c7_1a: C7. Please itemize these expenses in terms of their amount or percentage:1.Hotel bills			
Information		[Type= continuous] [Format=numeric] [Range= 0-1050000] [Missing=*]	
Statistics [NW/ W]		[Valid=6034 -/] [Invalid=0 -/] [Mean=7136.167 -/] [StdDev=38056.408 -/]	
# c7_1b: C7. Please itemize these expenses in terms of their amount or percentage:1.Hotel bills: __person(s)			
Information		[Type= continuous] [Format=numeric] [Range= 1-18] [Missing=*]	
Statistics [NW/ W]		[Valid=2167 -/] [Invalid=3867 -/] [Mean=1.488 -/] [StdDev=1.08 -/]	
# c7_2a: C7. Please itemize these expenses in terms of their amount or percentage:2.Meals excluding hotel meals			
Information		[Type= continuous] [Format=numeric] [Range= 0-1000000] [Missing=*]	
Statistics [NW/ W]		[Valid=6034 -/] [Invalid=0 -/] [Mean=7646.039 -/] [StdDev=35133.42 -/]	
# c7_2b: C7. Please itemize these expenses in terms of their amount or percentage:2.Meals excluding hotel meals: __person(s)			
Information		[Type= continuous] [Format=numeric] [Range= 1-18] [Missing=*]	
Statistics [NW/ W]		[Valid=4856 -/] [Invalid=1178 -/] [Mean=1.561 -/] [StdDev=1.013 -/]	
# c7_3a: C7. Please itemize these expenses in terms of their amount or percentage:3.Local transportation			
Information		[Type= continuous] [Format=numeric] [Range= 0-750000] [Missing=*]	
Statistics [NW/ W]		[Valid=6034 -/] [Invalid=0 -/] [Mean=3841.468 -/] [StdDev=19617.63 -/]	
# c7_3b: C7. Please itemize these expenses in terms of their amount or percentage:3.Local transportation: __person(s)			
Information		[Type= continuous] [Format=numeric] [Range= 1-18] [Missing=*]	

# c7_3b: C7. Please itemize these expenses in terms of their amount or percentage:3.Local transportation: ___person(s)	
Statistics [NW/ W]	[Valid=3990 /-] [Invalid=2044 /-] [Mean=1.56 /-] [StdDev=1.016 /-]
# c7_4a: C7. Please itemize these expenses in terms of their amount or percentage:4.Entertainment	
Information	[Type= continuous] [Format=numeric] [Range= 0-500000] [Missing=*]
Statistics [NW/ W]	[Valid=6034 /-] [Invalid=0 /-] [Mean=1406.517 /-] [StdDev=10430.474 /-]
# c7_4b: C7. Please itemize these expenses in terms of their amount or percentage:4.Entertainmen: ___ person(s)	
Information	[Type= continuous] [Format=numeric] [Range= 1-18] [Missing=*]
Statistics [NW/ W]	[Valid=1593 /-] [Invalid=4441 /-] [Mean=1.566 /-] [StdDev=1.06 /-]
# c7_5a: C7. Please itemize these expenses in terms of their amount or percentage:5.Miscellaneous expenses	
Information	[Type= continuous] [Format=numeric] [Range= 0-400000] [Missing=*]
Statistics [NW/ W]	[Valid=6034 /-] [Invalid=0 /-] [Mean=679.641 /-] [StdDev=8874.452 /-]
# c7_5b: C7. Please itemize these expenses in terms of their amount or percentage:5.Miscellaneous expenses: ___ person(s)	
Information	[Type= continuous] [Format=numeric] [Range= 1-18] [Missing=*]
Statistics [NW/ W]	[Valid=851 /-] [Invalid=5183 /-] [Mean=1.568 /-] [StdDev=1.127 /-]
# c7_6a: C7. Please itemize these expenses in terms of their amount or percentage:6.Shopping	
Information	[Type= continuous] [Format=numeric] [Range= 0-12000000] [Missing=*]
Statistics [NW/ W]	[Valid=6034 /-] [Invalid=0 /-] [Mean=18601.554 /-] [StdDev=164889.146 /-]

# c7_6b: C7. Please itemize these expenses in terms of their amount or percentage:6.Shopping:___person(s)			
Information	[Type= continuous] [Format=numeric] [Range= 1-18] [Missing=*]		
Statistics [NW/ W]	[Valid=5253 /-] [Invalid=781 /-] [Mean=1.578 /-] [StdDev=1.008 /-]		
# c7_6_1: C7. Please itemize shopping expenses in terms of their amount or percentage(1)Clothes or accessories			
Information	[Type= continuous] [Format=numeric] [Range= 0-2000000] [Missing=*]		
Statistics [NW/ W]	[Valid=6034 /-] [Invalid=0 /-] [Mean=2817.147 /-] [StdDev=28481.128 /-]		
# c7_6_2: C7. Please itemize shopping expenses in terms of their amount or percentage(2)Jewelry or jade			
Information	[Type= continuous] [Format=numeric] [Range= 0-1000000] [Missing=*]		
Statistics [NW/ W]	[Valid=6034 /-] [Invalid=0 /-] [Mean=2816.296 /-] [StdDev=25444.782 /-]		
# c7_6_3: C7. Please itemize shopping expenses in terms of their amount or percentage(3)Souvenirs or handicraft products			
Information	[Type= continuous] [Format=numeric] [Range= 0-500000] [Missing=*]		
Statistics [NW/ W]	[Valid=6034 /-] [Invalid=0 /-] [Mean=1393.103 /-] [StdDev=12355.303 /-]		
# c7_6_4: C7. Please itemize shopping expenses in terms of their amount or percentage(4)Cosmetics or perfumes			
Information	[Type= continuous] [Format=numeric] [Range= 0-500000] [Missing=*]		
Statistics [NW/ W]	[Valid=6034 /-] [Invalid=0 /-] [Mean=1564.717 /-] [StdDev=11161.291 /-]		
# c7_6_5: C7. Please itemize shopping expenses in terms of their amount or percentage(5)Local special products			
Information	[Type= continuous] [Format=numeric] [Range= 0-750000] [Missing=*]		
Statistics [NW/ W]	[Valid=6034 /-] [Invalid=0 /-] [Mean=5320.848 /-] [StdDev=19179.29 /-]		
# c7_6_6: C7. Please itemize shopping expenses in terms of their amount or percentage(6)Tobacco or alcohol			
Information	[Type= continuous] [Format=numeric] [Range= 0-300000] [Missing=*]		
Statistics [NW/ W]	[Valid=6034 /-] [Invalid=0 /-] [Mean=396.824 /-] [StdDev=4969.251 /-]		
# c7_6_7: C7. Please itemize shopping expenses in terms of their amount or percentage(7)Chinese herbal medicine or health food			
Information	[Type= continuous] [Format=numeric] [Range= 0-120000] [Missing=*]		
Statistics [NW/ W]	[Valid=6034 /-] [Invalid=0 /-] [Mean=220.84 /-] [StdDev=2817.415 /-]		
# c7_6_8: C7. Please itemize shopping expenses in terms of their amount or percentage(8)3C or electric appliances			
Information	[Type= continuous] [Format=numeric] [Range= 0-140000] [Missing=*]		
Statistics [NW/ W]	[Valid=6034 /-] [Invalid=0 /-] [Mean=349.485 /-] [StdDev=3666.594 /-]		
# c7_6_9: C7. Please itemize shopping expenses in terms of their amount or percentage(9)Tea			
Information	[Type= continuous] [Format=numeric] [Range= 0-500000] [Missing=*]		
Statistics [NW/ W]	[Valid=6034 /-] [Invalid=0 /-] [Mean=1206.44 /-] [StdDev=9501.693 /-]		
# c7_6_10: C7. Please itemize shopping expenses in terms of their amount or percentage(10)Others			
Information	[Type= continuous] [Format=numeric] [Range= 0-12000000] [Missing=*]		
Statistics [NW/ W]	[Valid=6034 /-] [Invalid=0 /-] [Mean=2515.854 /-] [StdDev=155456.558 /-]		
# c8: C8. Did you claim a tax refund prior to departure?			
Information	[Type= discrete] [Format=numeric] [Range= 1-2] [Missing=*]		
Statistics [NW/ W]	[Valid=6034 /-] [Invalid=0 /-]		
Value	Label	Cases	Percentage
1	Yes (go to C9)	966	16.0%

# c8: C8. Did you claim a tax refund prior to departure?			
Value	Label	Cases	Percentage
2	No (skip to section D.)	5068	84.0%
Warning: these figures indicate the number of cases found in the data file. They cannot be interpreted as summary statistics of the population of interest.			
# c9: C9. Were the refund procedures easy to follow and convenient?			
Information	[Type= discrete] [Format=numeric] [Range= 1-2] [Missing=*]		
Statistics [NW/ W]	[Valid=966 /-] [Invalid=5068 /-]		
Value	Label	Cases	Percentage
1	Yes	914	94.6%
2	No	52	5.4%
Sysmiss		5068	
Warning: these figures indicate the number of cases found in the data file. They cannot be interpreted as summary statistics of the population of interest.			
# d1_1: D1. Please check all activities that you have participated in during your stay in Taiwan(1)Eco tour(Check all that apply)			
Information	[Type= discrete] [Format=numeric] [Range= 0-1] [Missing=*]		
Statistics [NW/ W]	[Valid=6034 /-] [Invalid=0 /-]		
Value	Label	Cases	Percentage
0	No	5957	98.7%
1	Yes	77	1.3%
Warning: these figures indicate the number of cases found in the data file. They cannot be interpreted as summary statistics of the population of interest.			
# d1_2: D1. Please check all activities that you have participated in during your stay in Taiwan(2)Sports or sporting competitions(Check all that apply)			
Information	[Type= discrete] [Format=numeric] [Range= 0-1] [Missing=*]		
Statistics [NW/ W]	[Valid=6034 /-] [Invalid=0 /-]		
Value	Label	Cases	Percentage
0	No	5998	99.4%
1	Yes	36	0.6%
Warning: these figures indicate the number of cases found in the data file. They cannot be interpreted as summary statistics of the population of interest.			
# d1_3: D1. Please check all activities that you have participated in during your stay in Taiwan(3)Hot spring soaking(Check all that apply)(Check all that apply)			
Information	[Type= discrete] [Format=numeric] [Range= 0-1] [Missing=*]		
Statistics [NW/ W]	[Valid=6034 /-] [Invalid=0 /-]		
Value	Label	Cases	Percentage
0	No	5204	86.2%
1	Yes	830	13.8%
Warning: these figures indicate the number of cases found in the data file. They cannot be interpreted as summary statistics of the population of interest.			
# d1_4: D1. Please check all activities that you have participated in during your stay in Taiwan(4)Taking wedding or salon shots(Check all that apply)			
Information	[Type= discrete] [Format=numeric] [Range= 0-1] [Missing=*]		
Statistics [NW/ W]	[Valid=6034 /-] [Invalid=0 /-]		
Value	Label	Cases	Percentage
0	No	5996	99.4%
1	Yes	38	0.6%
Warning: these figures indicate the number of cases found in the data file. They cannot be interpreted as summary statistics of the population of interest.			

d1_5: D1. Please check all activities that you have participated in during your stay in Taiwan(5)Exhibitions(Check all that apply)

Information	[Type= discrete] [Format=numeric] [Range= 0-1] [Missing=*]		
Statistics [NW/ W]	[Valid=6034 /-] [Invalid=0 /-]		
Value	Label	Cases	Percentage
0	No	5716	<div></div> 94.7%
1	Yes	318	<div></div> 5.3%

Warning: these figures indicate the number of cases found in the data file. They cannot be interpreted as summary statistics of the population of interest.

d1_6: D1. Please check all activities that you have participated in during your stay in Taiwan(6)Cultural events(Check all that apply)

Information	[Type= discrete] [Format=numeric] [Range= 0-1] [Missing=*]		
Statistics [NW/ W]	[Valid=6034 /-] [Invalid=0 /-]		
Value	Label	Cases	Percentage
0	No	5982	<div></div> 99.1%
1	Yes	52	<div></div> 0.9%

Warning: these figures indicate the number of cases found in the data file. They cannot be interpreted as summary statistics of the population of interest.

d1_7: D1. Please check all activities that you have participated in during your stay in Taiwan(7)Festival activities(Check all that apply)

Information	[Type= discrete] [Format=numeric] [Range= 0-1] [Missing=*]		
Statistics [NW/ W]	[Valid=6034 /-] [Invalid=0 /-]		
Value	Label	Cases	Percentage
0	No	5946	<div></div> 98.5%
1	Yes	88	<div></div> 1.5%

Warning: these figures indicate the number of cases found in the data file. They cannot be interpreted as summary statistics of the population of interest.

d1_8: D1. Please check all activities that you have participated in during your stay in Taiwan(8)Shopping(Check all that apply)

Information	[Type= discrete] [Format=numeric] [Range= 0-1] [Missing=*]		
Statistics [NW/ W]	[Valid=6034 /-] [Invalid=0 /-]		
Value	Label	Cases	Percentage
0	No	746	<div></div> 12.4%
1	Yes	5288	<div></div> 87.6%

Warning: these figures indicate the number of cases found in the data file. They cannot be interpreted as summary statistics of the population of interest.

d1_9: D1. Please check all activities that you have participated in during your stay in Taiwan(9)Night market(Check all that apply)

Information	[Type= discrete] [Format=numeric] [Range= 0-1] [Missing=*]		
Statistics [NW/ W]	[Valid=6034 /-] [Invalid=0 /-]		
Value	Label	Cases	Percentage
0	No	1391	<div></div> 23.1%
1	Yes	4643	<div></div> 76.9%

Warning: these figures indicate the number of cases found in the data file. They cannot be interpreted as summary statistics of the population of interest.

d1_10: D1. Please check all activities that you have participated in during your stay in Taiwan(10)Historical relics sightseeing(Check all that apply)

Information	[Type= discrete] [Format=numeric] [Range= 0-1] [Missing=*]		
Statistics [NW/ W]	[Valid=6034 /-] [Invalid=0 /-]		

# d1_10: D1. Please check all activities that you have participated in during your stay in Taiwan(10)Historical relics sightseeing(Check all that apply)			
Value	Label	Cases	Percentage
0	No	3164	<div><div></div></div> 52.4%
1	Yes	2870	<div><div></div></div> 47.6%
Warning: these figures indicate the number of cases found in the data file. They cannot be interpreted as summary statistics of the population of interest.			
# d1_11: D1. Please check all activities that you have participated in during your stay in Taiwan(11)SPA, sauna(Check all that apply)			
Information	[Type= discrete] [Format=numeric] [Range= 0-1] [Missing=*]		
Statistics [NW/ W]	[Valid=6034 /-] [Invalid=0 /-]		
Value	Label	Cases	Percentage
0	No	5960	<div><div></div></div> 98.8%
1	Yes	74	<div><div></div></div> 1.2%
Warning: these figures indicate the number of cases found in the data file. They cannot be interpreted as summary statistics of the population of interest.			
# d1_12: D1. Please check all activities that you have participated in during your stay in Taiwan(12)Massage or acupressure(Check all that apply)			
Information	[Type= discrete] [Format=numeric] [Range= 0-1] [Missing=*]		
Statistics [NW/ W]	[Valid=6034 /-] [Invalid=0 /-]		
Value	Label	Cases	Percentage
0	No	5474	<div><div></div></div> 90.7%
1	Yes	560	<div><div></div></div> 9.3%
Warning: these figures indicate the number of cases found in the data file. They cannot be interpreted as summary statistics of the population of interest.			
# d1_13: D1. Please check all activities that you have participated in during your stay in Taiwan(13)Skin care treatment or manicure nail art(Check all that apply)			
Information	[Type= discrete] [Format=numeric] [Range= 0-1] [Missing=*]		
Statistics [NW/ W]	[Valid=6034 /-] [Invalid=0 /-]		
Value	Label	Cases	Percentage
0	No	5986	<div><div></div></div> 99.2%
1	Yes	48	<div><div></div></div> 0.8%
Warning: these figures indicate the number of cases found in the data file. They cannot be interpreted as summary statistics of the population of interest.			
# d1_14: D1. Please check all activities that you have participated in during your stay in Taiwan(14)Karaoke or KTV(Check all that apply)			
Information	[Type= discrete] [Format=numeric] [Range= 0-1] [Missing=*]		
Statistics [NW/ W]	[Valid=6034 /-] [Invalid=0 /-]		
Value	Label	Cases	Percentage
0	No	5941	<div><div></div></div> 98.5%
1	Yes	93	<div><div></div></div> 1.5%
Warning: these figures indicate the number of cases found in the data file. They cannot be interpreted as summary statistics of the population of interest.			
# d1_15: D1. Please check all activities that you have participated in during your stay in Taiwan(15)Pubs or night clubst(Check all that apply)			
Information	[Type= discrete] [Format=numeric] [Range= 0-1] [Missing=*]		
Statistics [NW/ W]	[Valid=6034 /-] [Invalid=0 /-]		
Value	Label	Cases	Percentage
0	No	5808	<div><div></div></div> 96.3%

d1_15: D1. Please check all activities that you have participated in during your stay in Taiwan(15)Pubs or night clubst(Check all that apply)

Value	Label	Cases	Percentage
1	Yes	226	<div></div> 3.7%

Warning: these figures indicate the number of cases found in the data file. They cannot be interpreted as summary statistics of the population of interest.

d1_16: D1. Please check all activities that you have participated in during your stay in Taiwan(16)Lake tour(Check all that apply)

Information	[Type= discrete] [Format=numeric] [Range= 0-1] [Missing=*]
Statistics [NW/ W]	[Valid=6034 /-] [Invalid=0 /-]

Value	Label	Cases	Percentage
0	No	4255	<div></div> 70.5%
1	Yes	1779	<div></div> 29.5%

Warning: these figures indicate the number of cases found in the data file. They cannot be interpreted as summary statistics of the population of interest.

d1_17: D1. Please check all activities that you have participated in during your stay in Taiwan(17)Theme park(Check all that apply)

Information	[Type= discrete] [Format=numeric] [Range= 0-1] [Missing=*]
Statistics [NW/ W]	[Valid=6034 /-] [Invalid=0 /-]

Value	Label	Cases	Percentage
0	No	5674	<div></div> 94.0%
1	Yes	360	<div></div> 6.0%

Warning: these figures indicate the number of cases found in the data file. They cannot be interpreted as summary statistics of the population of interest.

d1_18: D1. Please check all activities that you have participated in during your stay in Taiwan(18)Health care(Check all that apply)

Information	[Type= discrete] [Format=numeric] [Range= 0-1] [Missing=*]
Statistics [NW/ W]	[Valid=6034 /-] [Invalid=0 /-]

Value	Label	Cases	Percentage
0	No	6006	<div></div> 99.5%
1	Yes	28	<div></div> 0.5%

Warning: these figures indicate the number of cases found in the data file. They cannot be interpreted as summary statistics of the population of interest.

d1_19: D1. Please check all activities that you have participated in during your stay in Taiwan(19)Others(Check all that apply)

Information	[Type= discrete] [Format=numeric] [Range= 0-1] [Missing=*]
Statistics [NW/ W]	[Valid=6034 /-] [Invalid=0 /-]

Value	Label	Cases	Percentage
0	No	5990	<div></div> 99.3%
1	Yes	44	<div></div> 0.7%

Warning: these figures indicate the number of cases found in the data file. They cannot be interpreted as summary statistics of the population of interest.

d2a: D2.1. What tourist spots have you visited on this trip?

Information	[Type= discrete] [Format=numeric] [Range= 1-885] [Missing=*]
Statistics [NW/ W]	[Valid=5443 /-] [Invalid=591 /-]

Value	Label	Cases	Percentage
1	Taipei 101	123	<div></div> 2.3%
2	National Palace Museum	81	<div></div> 1.5%
3	Chiang Kaishek Memorial Hall	13	<div></div> 0.2%

d2a: D2.1. What tourist spots have you visited on this trip?

Value	Label	Cases	Percentage
4	Xinyi Shopping Distric	25	0.5%
5	Xiemending	31	0.6%
6	Taipe Martyr's Shrine	6	0.1%
7	The Estern Distristic of Taipei	19	0.3%
8	Long Shan Temple	23	0.4%
9	Yangmingshan National Park	14	0.3%
10	Beitou	22	0.4%
11	Taipei main station shopping area	15	0.3%
12	Office of the President Republic of China (Taiwan)	3	0.1%
13	Mucha Maokong	15	0.3%
14	Taipei Zoo	6	0.1%
15	Taipei Matro Mall	7	0.1%
16	Wufenpu Fashion Area	1	0.0%
17	Miramar Ferris wheel	1	0.0%
18	Sun yatsen Memorail Hall	3	0.1%
19	Hsing Tian Kong (Xingtian Temple)	4	0.1%
20	Guanghua 3C Mall	2	0.0%
21	Taipei Fine Art Museum	1	0.0%
22	Yuanshan	1	0.0%
23	Taipei Confucius Temple	0	
24	Chiang Kaishek's Shihlin Residence	1	0.0%
25	the Redhouse theater	0	
26	Tianmu	1	0.0%
27	Dalongdong Baoan Temple	0	
28	228 Peace Memorial Park	0	
29	SPOT Taipei Film House	0	
30	National Museum of History	0	
31	Museum of Contemporary Art, Taipei	1	0.0%
32	Jianguo Flower and Jade Market	1	0.0%
33	Taipei Children's Recreation Center	0	
34	Taipei Children's Museum of Transportation and Communication	0	
35	Taiwan Handcraft Promotion Center	0	
36	Shung Ye Museum of Formosan Aborigines	0	
37	Miniatures Museum of Taiwan	0	
38	Haujiang Waterfowl Nature Park	0	
40	Chinese Culture and Movie Center	0	
41	Taipei Botanical Garden	0	
42	Taipei Astronomical Museum	0	
43	Lin An Tai Historical House & Museum	0	
45	Dahu Park	1	0.0%
47	Postal Museum	0	
48	Militray Heros Hotel	0	
49	Nangang Economic and Commercial Park	2	0.0%
50	Taipei Flora Expo	0	
51	Huashan 1914 Creative Park	2	0.0%

d2a: D2.1. What tourist spots have you visited on this trip?

Value	Label	Cases	Percentage
52	Yongkang Street Commercial District	17	0.3%
53	Taipei Arena	3	0.1%
54	Songshan Cultural and Creative Park	2	0.0%
55	Stripping Laos	0	
56	Xiangshan	2	0.0%
57	Daan Forest Park	1	0.0%
65	Jou Fen	44	0.8%
66	Tamsui, Fort San Domingo, Old Street and Fishermen's Wharf	27	0.5%
67	Yehliu	12	0.2%
68	Jinguashi	1	0.0%
69	Wulai	11	0.2%
70	Yuanwangkeng Park	0	
71	Shihsanhang Museum of Archaeology	2	0.0%
72	Shenkeng Old Street	1	0.0%
73	Dharma Drum Mountain(Jinshan)	2	0.0%
74	Butian lake	2	0.0%
75	Shifen Waterfall	7	0.1%
76	Yingge Ceramics Museum	1	0.0%
77	Pinxi	3	0.1%
78	Yingge	3	0.1%
79	Sanxia	0	
80	Ocean World	0	
81	Juming Museum	0	
82	Pinlin	0	
83	Yun hsien Resort	0	
84	Tianlu Art Center	0	
85	Sanzhi	0	
86	The Lin Family Mansion and Garden	0	
87	Fulong beach	1	0.0%
88	Linkou	1	0.0%
89	Baisha Bay	1	0.0%
90	Bitou Cape Park	0	
92	Formosa Fun Coast	0	
93	Guanyinshan	0	
94	coastline park	0	
95	Qing Shui Zu shi temple	0	
96	Naptune park	0	
97	Green Bay	0	
98	Longdong South Ocean Park	0	
99	Temple of Eighteen Deities	0	
100	Teresa Teng Memorail Park (Yun Garden)	0	
103	GuanDu	0	
104	SandiaoJiao Cape Lighthouse	0	
105	Jingtong	1	0.0%
106	Houtong	0	

d2a: D2.1. What tourist spots have you visited on this trip?

Value	Label	Cases	Percentage
110	The Northeast Coastal Scenic Area	0	
111	Bisha Fishery Harbor	0	
112	Keelung Port	0	
113	Jhongjhrng Park	0	
114	Badouzi Coastal Park	0	
115	Hoping Island Coastal Park	1	0.0%
116	Valentine Lake Park	0	
117	Ershawan Gun Emplacement	0	
118	Dawulun Gun Emplacement	0	
125	Window On China Theme Park	1	0.0%
126	Dashi	3	0.1%
127	Shihmen Reservoir	1	0.0%
128	Cihu	1	0.0%
129	Zhongli	0	
130	Chung Cheng Aviation Museum	0	
131	Lala Mountain	0	
132	TaiMall	1	0.0%
135	Hsinchu Science Park	1	0.0%
136	Nanliao Fishery Harbor	2	0.0%
137	Ku Chi Peak	0	
138	Glass Museum	0	
145	Leofoo Village Theme Park	2	0.0%
146	Neiwan	0	
147	Beipu	0	
148	Daba Peak	0	
149	Little DingDong Science Theme Park	0	
150	Taian hot Springs	1	0.0%
151	Hwataoyao	0	
160	Sanyi Wood Sculpture Museum	1	0.0%
161	Lion's Head Mountain	0	
162	Tongxiao Beach Resort	0	
163	West Lake Resortopia	1	0.0%
164	Qiding beach resort	0	
165	Flying Cow Ranch	0	
166	Dahu(Shei-pa National Park)	0	
167	Nanzhuang	0	
170	National Museum of Natural Science	2	0.0%
171	Encore Garden	0	
172	Tungshan Amusement Park	0	
173	National Taiwan Museum of Fine Arts	0	
174	Xinsh	1	0.0%
175	Lihpao Land(Yamay Kingdom)	0	
176	Li shan (Pear Mountain)	2	0.0%
177	Dasyueshan	0	
178	Wuling National Forest Recreation Area	0	

d2a: D2.1. What tourist spots have you visited on this trip?

Value	Label	Cases	Percentage
179	Tiehchenshan Mountain Recreation Area	0	
180	Daan Beach	0	
181	Taichung County Gaomei Wetlands Wildlife Refuge	0	
182	Metropolitan Park	0	
183	Dajia	0	
185	Sun Moon Lake	34	0.6%
186	Formosan Aboriginal Culture Village	0	
187	Cingjing Farm	6	0.1%
188	Xitou	1	0.0%
189	ChungTai Chan Monastery	1	0.0%
190	Jiji	0	
191	Puli	1	0.0%
192	Sing Ling Temple	1	0.0%
193	Yushan National Park	0	
194	Puli Distillery	0	
195	Earthquake Museum of Taiwan	0	
196	Guguan	0	
197	Hehuanshan	0	
198	Sunlinksea	0	
199	Phoenix Valley Bird Park	0	
200	Checheng train station	0	
201	Wushe Scenic Area Recreation Area	0	
202	Shoutian Temple	0	
203	Dongpu Springs	0	
204	Aowanda National Forest Recreation Area	0	
205	Hehuanshan National Forest Recreation Area	0	
206	Lushan Hot Springs	0	
207	Guangxing Paper Factory	0	
208	Tenshing Kiln Ceramics Cultural Park	0	
215	Lugang Mazu Temple	0	
216	Lugang Folk Arts Museum	0	
217	Lugang Longshan Temple	0	
218	Baguashan	0	
219	Taiwan Folk Village	0	
220	Confucius Temple (Changhua)	0	
221	Lugang trandtional snacks	0	
222	Lugang Old Street	0	
225	Janfusun Fancyworld Theme Park	0	
226	Beigang Chaotien Temple	0	
227	Caoling	0	
235	Alishan	17	0.3%
236	Fenqihu	0	
237	Chiayis Farm	0	
238	Dongshih Fishery Harbor	0	
240	Old Fort of Anping (Fort Zeelandia)	9	0.2%

d2a: D2.1. What tourist spots have you visited on this trip?

Value	Label	Cases	Percentage
241	Chihkan Tower	1	0.0%
242	Confucius Temple (Tainan)	2	0.0%
243	Koxinga Shrine (Yanping Junwang Temple)	0	
244	Anping Port National Historical Scenic Area	2	0.0%
245	Eternal Fortress	0	
246	Datianhou Temple (Tainan Grand Matsu Temple)	0	
247	Luermen Tianhou temple	0	
248	Xishu Golden Beach	1	0.0%
249	Official God of War Temple (Sacrificial Rites Martial Temple	0	
250	Wufei Temple (Five Consorts Temple)	0	
251	Sicao Dazhong Temple and Gun Emplacement	0	
252	Southern Taiwan Science Park	0	
260	Guanziling	3	0.1%
261	Qigu Birdseeing	0	
262	Wushantou Reservoir Scenic Area	1	0.0%
263	Tsengwen Reservoir Scenic Area	0	
264	Dakeng Recreation Farm	0	
265	Tsou-Ma-Lai Farm	0	
270	Love River	15	0.3%
271	Xizi Bay	3	0.1%
272	Lotus Lake	3	0.1%
273	Qijin Seaside Park	5	0.1%
274	Shou Shan(Shou Shan Zoo)	2	0.0%
275	Dragon and Tiger Pagodas	0	
276	Urban Spotlight	0	
277	Kaohsiung 85 Building	3	0.1%
278	Spring and Autumn Pavilions	0	
279	Confucius Temple (Kaohsiung)	0	
280	Kaohsiung Port	8	0.1%
281	Blue Lagoon Water Theme Park	0	
282	Kaohsiung Museum of History	1	0.0%
283	Chijin Mazu Temple	0	
284	National Science and Technology Museum	0	
285	Kaohsiung Museum of Fine Arts	0	
286	Dream Mall	7	0.1%
287	New Juejiang Shopping Area	1	0.0%
288	Gushan Ferry Station	0	
289	Central Park (Kaohsiung)	1	0.0%
290	Former British Consulate	0	
291	Teresa Teng Memorial Hall	0	
292	EDA World	2	0.0%
293	Pier-2 Art Cneter	0	
294	Fo Kuang Shan	2	0.0%
295	Cheng Ching Lake	6	0.1%
296	Meinong Hakka Cultural Village	0	

d2a: D2.1. What tourist spots have you visited on this trip?

Value	Label	Cases	Percentage
297	Baolai and Bulao Springs	1	0.0%
298	Maolin National Scenic Area	1	0.0%
299	Liugui Service Area	0	
300	Jiaxian	1	0.0%
301	Meishan Visitor Center	0	
302	Kaohsiung Farm	0	
303	Tengzhi National Forest Recreation Area	0	
304	Shihba Luohan Shan	0	
305	Sandimen	0	
306	Saijia Service Area (Saijia Aviation Park)	0	
314	Houbihu	0	
315	Kenting National Park	17	0.3%
317	National Museum of Marine Biology and Aquarium	1	0.0%
319	Maubitou Park	0	
320	Sichongxi	0	
321	Jialeshuei Scenic Area	0	
322	Kenting Space Port	0	
323	Nanwan Beach Recreation Area	0	
324	Dapeng Bay National Scenic Area	0	
325	Kenting Sea Pool	1	0.0%
326	Liuqiu (Shiaoliuqiu)	0	
327	Sandimen	0	
328	Chuanfan Rock	0	
329	Hengchun Ancient City	0	
330	Jiaosi	4	0.1%
331	Tung Shan Science Area	0	
332	Taipingshan Forest Recreation Area	0	
333	Suao Cold Springs	0	
334	Wufengqi Scenic Area	0	
335	Guishan Island (Turtle Island)	0	
336	Fushan Botanical Garden	0	
337	Toucheng Recreation Farm	0	
338	Nanfangao	0	
339	Taipingshan National Forest Recreation Area	0	
340	Toucheng Sea Pool	0	
341	Chilan Forest Playground	1	0.0%
342	Caoling Historic Trail	0	
343	Wushih Harbor	0	
344	Da River (Daxi) Honeymoon Bay	0	
345	National Center for Traditional Arts	0	
346	Lanyang Museum	0	
350	Taroko, Tienhsiang	25	0.5%
351	Hualien Farglory Ocean Park	2	0.0%
352	Qixing Lake (Qixingtian)	0	
353	Amis Cultural Village	0	

d2a: D2.1. What tourist spots have you visited on this trip?

Value	Label	Cases	Percentage
354	Liyu (Carp) Lake	0	
355	Shin Kong Chao Feng Ranch & Resort	0	
356	Ruisui Hongye Springs	1	0.0%
357	Xiuguluan River Rafting Area	1	0.0%
358	Wenshan Springs	0	
360	National DongHua University	0	
361	Hualien Seaside Park	0	
362	Whale and Dolphine Watching Tour along East Coast	0	
363	Hualien Sugar Factory	0	
364	Shitiping	0	
365	Hualien Tzuchi	0	
366	Mataian Wetland Ecological Park	0	
367	Liushidan Mountain	0	
370	Chihpen	3	0.1%
371	Sanxiantai (Terrace of the Three Immortals)	2	0.0%
372	Lyudao (Green Island)	2	0.0%
373	Baxian Cave (Baxiandong)	0	
374	Xiaoyeliu (Jialulan)	0	
375	Beinan Cultural Park	0	
376	Guanshan Water Park	0	
377	Chulu Pasture	0	
378	Taitung Veterans Farm	0	
379	Lanyu (Orchid Island)	1	0.0%
380	National Museum of Prehistory	0	
381	Chengkong Harbor	1	0.0%
382	Water Running Up	0	
383	Dulan Mountain	1	0.0%
385	Penghu National Scenic Area	3	0.1%
386	Jibei Island	1	0.0%
387	Qimei Island	0	
390	Cihu (Kinmen)	0	
391	Kinmen National Park	0	
392	Taoshan	0	
393	Guniungtou War Museum	0	
394	Kinmen Folk Culture Village	0	
395	Juguang Tower	0	
396	Taiwu Mountain	0	
397	Kinmen Liquor Factory	0	
398	Wujiang River Estuary	0	
399	Sun Yat-sen Memorial Forest	0	
405	Qinbi Village	0	
406	Bishan Sightseeing Platform	0	
801	Shilin Night Market	2074	38.1%
802	Huaxi Street (Snake Alley) Night Market	133	2.4%
803	Raohe Street Night Market	386	7.1%

d2a: D2.1. What tourist spots have you visited on this trip?

Value	Label	Cases	Percentage
804	Shida Night Market	86	1.6%
805	Linjiang St. Night Market	33	0.6%
806	Gongguan Night Market	17	0.3%
807	Dihua Street Night Market	17	0.3%
808	Ninxia Night Market	337	6.2%
809	Nanjichang Night Market	1	0.0%
810	Jingmei Night Market	4	0.1%
811	Liaoning Street Night Market	4	0.1%
812	Yansan Night Market	0	
813	Other Night Markets in Taipei City	6	0.1%
815	Lehua Night Market	3	0.1%
816	Banciao Nanya Night Market	8	0.1%
817	Sinjhuang Night Market	3	0.1%
818	Jhonghe Singnan Night Market	2	0.0%
819	Fuda Garden Night Market	9	0.2%
820	Other Night Markets in New Taipei City	5	0.1%
825	Miaoko Night Market	106	1.9%
826	Other Night Markets in Keelung City	0	
830	Jhongli Sinmin Night Market	14	0.3%
831	Taoyuan Tourist Night Market	5	0.1%
832	Other Night Markets in Taoyuan County	0	
834	Chenghuang Temple Night Market	14	0.3%
835	Other Night Markets in Hsinchu City	4	0.1%
838	Other Night Markets in Hsinchu County	0	
840	Other Night Markets in Miaoli County	2	0.0%
843	Fongjia Night Market	508	9.3%
844	Jhonghua Night Market	1	0.0%
845	Yizhong Street Night Market	31	0.6%
846	Other Night Markets in Taichung City	8	0.1%
849	Other Night Market in Nantou County	4	0.1%
851	Other Night Markets in Changhua County	1	0.0%
853	Other Night Markets in Yunlin County	1	0.0%
855	Wenhua Rd. Night Market	5	0.1%
856	Other Night Markets in Chiayi City	3	0.1%
858	Other Night Markets in Chiayi County	0	
860	Siaobei Night Market	0	
861	Huayuan Night Market in Tainan City	34	0.6%
862	Other Night Markets in Tainan City	3	0.1%
863	Other Night Markets in Tainan City	6	0.1%
865	Liuhe Night Market	566	10.4%
866	Sinsing Night Market	3	0.1%
867	Rueifong Night Market	48	0.9%
868	Jin-Zuan Night Market	22	0.4%
869	Kaisyuan Night Market	6	0.1%
870	Other Night Markets in Kaohsiung City	3	0.1%

# d2a: D2.1. What tourist spots have you visited on this trip?			
Value	Label	Cases	Percentage
871	Minzu Rd. Night Market	3	0.1%
872	Other Night Markets in Pingtung County	22	0.4%
874	Luodong Night Market	51	0.9%
875	Other Night Markets in Yilan County	0	
877	Nanbin Night Market	1	0.0%
878	Ziqiang Night Market	36	0.7%
879	Huayuan Night Market in Hualien County	0	
880	Other Night Markets in Taitung County	3	0.1%
883	Other Night Markets in Penghu County	1	0.0%
885	Other Night Markets in Kinmen County	0	
Sysmiss		591	
Warning: these figures indicate the number of cases found in the data file. They cannot be interpreted as summary statistics of the population of interest.			
# d2b: D2.1. What tourist spots have you visited on this trip?			
Information	[Type= discrete] [Format=numeric] [Range= 1-885] [Missing=*]		
Statistics [NW/ W]	[Valid=5149 /-] [Invalid=885 /-]		
Value	Label	Cases	Percentage
1	Taipei 101	675	13.1%
2	National Palace Museum	506	9.8%
3	Chiang Kaishek Memorial Hall	122	2.4%
4	Xinyi Shopping Distric	56	1.1%
5	Xiemending	257	5.0%
6	Taipe Martyr's Shrine	30	0.6%
7	The Estern Distristic of Taipei	56	1.1%
8	Long Shan Temple	90	1.7%
9	Yangmingshan National Park	55	1.1%
10	Beitou	100	1.9%
11	Taipei main station shopping area	16	0.3%
12	Office of the President Republic of China (Taiwan)	8	0.2%
13	Mucha Maokong	43	0.8%
14	Taipei Zoo	28	0.5%
15	Taipei Matro Mall	14	0.3%
16	Wufenpu Fashion Area	25	0.5%
17	Miramar Ferris wheel	4	0.1%
18	Sun yatsen Memorail Hall	45	0.9%
19	Hsing Tian Kong (Xingtian Temple)	15	0.3%
20	Guanghua 3C Mall	0	
21	Taipei Fine Art Museum	0	
22	Yuanshan	4	0.1%
23	Taipei Confucius Temple	1	0.0%
24	Chiang Kaishek's Shihlin Residence	28	0.5%
25	the Redhouse theater	3	0.1%
26	Tianmu	4	0.1%
27	Dalongdong Baoan Temple	1	0.0%
28	228 Peace Memorial Park	1	0.0%

d2b: D2.1. What tourist spots have you visited on this trip?

Value	Label	Cases	Percentage
29	SPOT Taipei Film House	1	0.0%
30	National Museum of History	0	
31	Museum of Contemporary Art, Taipei	2	0.0%
32	Jianguo Flower and Jade Market	1	0.0%
33	Taipei Children's Recreation Center	0	
34	Taipei Children's Museum of Transportation and Communication	0	
35	Taiwan Handcraft Promotion Center	0	
36	Shung Ye Museum of Formosan Aborigines	0	
37	Miniatures Museum of Taiwan	0	
38	Haujiang Waterfowl Nature Park	0	
40	Chinese Culture and Movie Center	0	
41	Taipei Botanical Garden	1	0.0%
42	Taipei Astronomical Museum	0	
43	Lin An Tai Historical House & Museum	0	
45	Dahu Park	0	
47	Postal Museum	0	
48	Militray Heros Hotel	0	
49	Nangang Economic and Commercial Park	4	0.1%
50	Taipei Flora Expo	2	0.0%
51	Huashan 1914 Creative Park	2	0.0%
52	Yongkang Street Commercial District	40	0.8%
53	Taipei Arena	1	0.0%
54	Songshan Cultural and Creative Park	9	0.2%
55	Stripping Laos	0	
56	Xiangshan	6	0.1%
57	Daan Forest Park	2	0.0%
65	Jou Fen	433	8.4%
66	Tamsui, Fort San Domingo, Old Street and Fishermen's Wharf	200	3.9%
67	Yehliu	282	5.5%
68	Jinguashi	7	0.1%
69	Wulai	26	0.5%
70	Yuanwangkeng Park	0	
71	Shihsanhang Museum of Archaeology	6	0.1%
72	Shenkeng Old Street	2	0.0%
73	Dharma Drum Mountain(Jinshan)	3	0.1%
74	Butian lake	4	0.1%
75	Shifen Waterfall	82	1.6%
76	Yingge Ceramics Museum	0	
77	Pinxi	36	0.7%
78	Yingge	4	0.1%
79	Sanxia	2	0.0%
80	Ocean World	0	
81	Juming Museum	1	0.0%
82	Pinlin	0	
83	Yun hsien Resort	1	0.0%

d2b: D2.1. What tourist spots have you visited on this trip?

Value	Label	Cases	Percentage
84	Tianlu Art Center	0	
85	Sanzhi	0	
86	The Lin Family Mansion and Garden	0	
87	Fulong beach	1	0.0%
88	Linkou	0	
89	Baisha Bay	1	0.0%
90	Bitou Cape Park	1	0.0%
92	Formosa Fun Coast	0	
93	Guanyinshan	0	
94	coastline park	0	
95	Qing Shui Zu shi temple	0	
96	Naptune park	0	
97	Green Bay	1	0.0%
98	Longdong South Ocean Park	3	0.1%
99	Temple of Eighteen Deities	0	
100	Teresa Teng Memorail Park (Yun Garden)	0	
103	GuanDu	2	0.0%
104	Sandiaoijiao Cape Lighthouse	0	
105	Jingtong	8	0.2%
106	Houtong	6	0.1%
110	The Northeast Coastal Scienic Area	6	0.1%
111	Bisha Fishery Harbor	0	
112	Keelung Port	2	0.0%
113	Jhongjhrng Park	0	
114	Badouzih Coastal Park	0	
115	Hoping Island Coastal Park	0	
116	Valentine Lake Park	0	
117	Ershawan Gun Emplacement	0	
118	Dawulun Gun Emplacemnt	0	
125	Window On China Theme Park	0	
126	Dashi	6	0.1%
127	Shihmen Reservoir	0	
128	Cihu	12	0.2%
129	Zhongli	0	
130	Chung Cheng Aviation Museum	0	
131	Lala Mountain	1	0.0%
132	TaiMall	1	0.0%
135	Hsinchu Science Park	0	
136	Nanliao Fishery Harbor	0	
137	Ku Chi Peak	0	
138	Glass Museum	0	
145	Leofoo Village Theme Park	9	0.2%
146	Neiwan	1	0.0%
147	Beipu	0	
148	Daba Peak	0	

d2b: D2.1. What tourist spots have you visited on this trip?

Value	Label	Cases	Percentage
149	Little DingDong Science Theme Park	0	
150	Taian hot Springs	2	0.0%
151	Hwataoyao	0	
160	Sanyi Wood Sculpture Museum	0	
161	Lion's Head Mountain	0	
162	Tongxiao Beach Resort	0	
163	West Lake Resortopia	0	
164	Qiding beach resort	0	
165	Flying Cow Ranch	2	0.0%
166	Dahu(Shei-pa National Park)	1	0.0%
167	Nanzhuang	1	0.0%
170	National Museum of Natural Scinece	1	0.0%
171	Encore Garden	0	
172	Tungshan Amusement Park	0	
173	National Taiwan Museum of Fine Arts	2	0.0%
174	Xinsh	5	0.1%
175	Lihpao Land(Yamay Kingdom)	0	
176	Li shan (Pear Mountain)	0	
177	Dasyueshan	0	
178	Wuling National Forest Recreation Area	1	0.0%
179	Tiehchenshan Mountain Recreation Area	2	0.0%
180	Daan Beach	0	
181	Taichung County Gaomei Wetlands Wildlife Refuge	5	0.1%
182	Metropolitan Park	1	0.0%
183	Dajia	0	
185	Sun Moon Lake	402	7.8%
186	Formosan Aboriginal Culture Village	9	0.2%
187	Cingjing Farm	88	1.7%
188	Xitou	6	0.1%
189	ChungTai Chan Monastery	17	0.3%
190	Jiji	0	
191	Puli	1	0.0%
192	Sing Ling Temple	1	0.0%
193	Yushan National Park	1	0.0%
194	Puli Distillery	0	
195	Earthquake Museum of Taiwan	0	
196	Guguan	1	0.0%
197	Hehuanshan	8	0.2%
198	Sunlinksea	1	0.0%
199	Phoenix Valley Bird Park	0	
200	Checheng train station	1	0.0%
201	Wushe Scenic Area Recreation Area	0	
202	Shoutian Temple	0	
203	Dongpu Springs	2	0.0%
204	Aowanda National Forest Recreation Area	0	

d2b: D2.1. What tourist spots have you visited on this trip?

Value	Label	Cases	Percentage
205	Hehuanshan National Forest Recreation Area	0	
206	Lushan Hot Springs	1	0.0%
207	Guangxing Paper Factory	0	
208	Tenshing Kiln Ceramics Cultural Park	0	
215	Lugang Mazu Temple	2	0.0%
216	Lugang Folk Arts Museum	1	0.0%
217	Lugang Longshan Temple	0	
218	Baguashan	1	0.0%
219	Taiwan Folk Village	0	
220	Confucius Temple (Changhua)	0	
221	Lugang traditional snacks	0	
222	Lugang Old Street	7	0.1%
225	Janfusun Fancyworld Theme Park	1	0.0%
226	Beigang Chaotien Temple	1	0.0%
227	Caoling	0	
235	Alishan	251	4.9%
236	Fenqihu	0	
237	Chiayis Farm	1	0.0%
238	Dongshih Fishery Harbor	1	0.0%
240	Old Fort of Anping (Fort Zeelandia)	20	0.4%
241	Chihkan Tower	13	0.3%
242	Confucius Temple (Tainan)	8	0.2%
243	Koxinga Shrine (Yanping Junwang Temple)	0	
244	Anping Port National Historical Scenic Area	5	0.1%
245	Eternal Fortress	0	
246	Datianhou Temple (Tainan Grand Matsu Temple)	0	
247	Luermen Tianhou temple	0	
248	Xishu Golden Beach	0	
249	Official God of War Temple (Sacrificial Rites Martial Temple)	0	
250	Wufei Temple (Five Consorts Temple)	0	
251	Sicao Dazhong Temple and Gun Emplacement	0	
252	Southern Taiwan Science Park	0	
260	Guanziling	2	0.0%
261	Qigu Birdseeing	3	0.1%
262	Wushantou Reservoir Scenic Area	2	0.0%
263	Tsengwen Reservoir Scenic Area	0	
264	Dakeng Recreation Farm	0	
265	Tsou-Ma-Lai Farm	3	0.1%
270	Love River	16	0.3%
271	Xizi Bay	25	0.5%
272	Lotus Lake	10	0.2%
273	Qijin Seaside Park	17	0.3%
274	Shou Shan(Shou Shan Zoo)	3	0.1%
275	Dragon and Tiger Pagodas	2	0.0%
276	Urban Spotlight	0	

d2b: D2.1. What tourist spots have you visited on this trip?

Value	Label	Cases	Percentage
277	Kaohsiung 85 Building	2	0.0%
278	Spring and Autumn Pavilions	0	
279	Confucius Temple (Kaohsiung)	0	
280	Kaohsiung Port	5	0.1%
281	Blue Lagoon Water Theme Park	0	
282	Kaohsiung Museum of History	0	
283	Chijin Mazu Temple	0	
284	National Science and Technology Museum	0	
285	Kaohsiung Museum of Fine Arts	0	
286	Dream Mall	12	0.2%
287	New Juejiang Shopping Area	5	0.1%
288	Gushan Ferry Station	0	
289	Central Park (Kaohsiung)	0	
290	Former British Consulate	2	0.0%
291	Teresa Teng Memorial Hall	3	0.1%
292	EDA World	10	0.2%
293	Pier-2 Art Cneter	0	
294	Fo Kuang Shan	8	0.2%
295	Cheng Ching Lake	25	0.5%
296	Meinong Hakka Cultural Village	1	0.0%
297	Baolai and Bulao Springs	3	0.1%
298	Maolin National Scenic Area	1	0.0%
299	Liugui Service Area	0	
300	Jiaxian	1	0.0%
301	Meishan Visitor Center	0	
302	Kaohsiung Farm	0	
303	Tengzhi National Forest Recreation Area	0	
304	Shihba Luohan Shan	0	
305	Sandimen	0	
306	Saijia Service Area (Saijia Aviation Park)	0	
314	Houbihu	2	0.0%
315	Kenting National Park	291	5.7%
317	National Museum of Marine Biology and Aquarium	10	0.2%
319	Maubitou Park	2	0.0%
320	Sichongxi	3	0.1%
321	Jialeshuei Scenic Area	0	
322	Kenting Space Port	8	0.2%
323	Nanwan Beach Recreation Area	0	
324	Dapeng Bay National Scenic Area	0	
325	Kenting Sea Pool	2	0.0%
326	Liuqiu (Shiaoliuqiu)	1	0.0%
327	Sandimen	2	0.0%
328	Chuanfan Rock	1	0.0%
329	Hengchun Ancient City	0	
330	Jiaosi	21	0.4%

d2b: D2.1. What tourist spots have you visited on this trip?

Value	Label	Cases	Percentage
331	Tung Shan Science Area	0	
332	Taipingshan Forest Recreation Area	1	0.0%
333	Suao Cold Springs	2	0.0%
334	Wufengqi Scenic Area	1	0.0%
335	Guishan Island (Turtle Island)	0	
336	Fushan Botanical Garden	0	
337	Toucheng Recreation Farm	2	0.0%
338	Nanfangao	1	0.0%
339	Taipingshan National Forest Recreation Area	0	
340	Toucheng Sea Pool	0	
341	Chilan Forest Playground	1	0.0%
342	Caoling Historic Trail	0	
343	Wushih Harbor	0	
344	Da River (Daxi) Honeymoon Bay	0	
345	National Center for Traditional Arts	3	0.1%
346	Lanyang Museum	1	0.0%
350	Taroko, Tienhsiang	252	4.9%
351	Hualien Farglory Ocean Park	1	0.0%
352	Qixing Lake (Qixingtian)	18	0.3%
353	Amis Cultural Village	1	0.0%
354	Liyu (Carp) Lake	1	0.0%
355	Shin Kong Chao Feng Ranch & Resort	1	0.0%
356	Ruisui Hongye Springs	2	0.0%
357	Xiuguluan River Rafting Area	1	0.0%
358	Wenshan Springs	0	
360	National DongHua University	0	
361	Hualien Seaside Park	0	
362	Whale and Dolphin Watching Tour along East Coast	2	0.0%
363	Hualien Sugar Factory	0	
364	Shitiping	2	0.0%
365	Hualien Tzuchi	0	
366	Mataian Wetland Ecological Park	0	
367	Liushidan Mountain	1	0.0%
370	Chihpen	9	0.2%
371	Sanxiantai (Terrace of the Three Immortals)	10	0.2%
372	Lyudao (Green Island)	7	0.1%
373	Baxian Cave (Baxiandong)	0	
374	Xiaoyeliu (Jialulan)	0	
375	Beinan Cultural Park	0	
376	Guanshan Water Park	3	0.1%
377	Chulu Pasture	0	
378	Taitung Veterans Farm	0	
379	Lanyu (Orchid Island)	1	0.0%
380	National Museum of Prehistory	1	0.0%
381	Chengkong Harbor	0	

d2b: D2.1. What tourist spots have you visited on this trip?

Value	Label	Cases	Percentage
382	Water Running Up	5	0.1%
383	Dulan Mountain	0	
385	Penghu National Scenic Area	7	0.1%
386	Jibei Island	0	
387	Qimei Island	1	0.0%
390	Cihu (Kinmen)	0	
391	Kinmen National Park	2	0.0%
392	Taoshan	0	
393	Guniungtou War Museum	0	
394	Kinmen Folk Culture Village	0	
395	Juguang Tower	0	
396	Taiwu Mountain	0	
397	Kinmen Liquor Factory	0	
398	Wujiang River Estuary	0	
399	Sun Yat-sen Memorial Forest	0	
405	Qinbi Village	0	
406	Bishan Sightseeing Platform	0	
801	Shilin Night Market	5	0.1%
802	Huaxi Street (Snake Alley) Night Market	2	0.0%
803	Raohe Street Night Market	2	0.0%
804	Shida Night Market	1	0.0%
805	Linjiang St. Night Market	0	
806	Gongguan Night Market	0	
807	Dihua Street Night Market	0	
808	Ninxia Night Market	1	0.0%
809	Nanjichang Night Market	0	
810	Jingmei Night Market	0	
811	Liaoning Street Night Market	0	
812	Yansan Night Market	0	
813	Other Night Markets in Taipei City	0	
815	Lehua Night Market	0	
816	Banciao Nanya Night Market	0	
817	Sinjhuang Night Market	0	
818	Jhonghe Singnan Night Market	0	
819	Fuda Garden Night Market	0	
820	Other Night Markets in New Taipei City	0	
825	Miaoko Night Market	1	0.0%
826	Other Night Markets in Keelung City	0	
830	Jhongli Sinmin Night Market	1	0.0%
831	Taoyuan Tourist Night Market	0	
832	Other Night Markets in Taoyuan County	0	
834	Chenghuang Temple Night Market	0	
835	Other Night Markets in Hsinchu City	0	
838	Other Night Markets in Hsinchu County	0	
840	Other Night Markets in Miaoli County	0	

# d2b: D2.1. What tourist spots have you visited on this trip?			
Value	Label	Cases	Percentage
843	Fongjia Night Market	4	0.1%
844	Jhonghua Night Market	0	
845	Yizhong Street Night Market	3	0.1%
846	Other Night Markets in Taichung City	0	
849	Other Night Market in Nantou County	0	
851	Other Night Markets in Changhua County	0	
853	Other Night Markets in Yunlin County	0	
855	Wenhua Rd. Night Market	0	
856	Other Night Markets in Chiayi City	0	
858	Other Night Markets in Chiayi County	0	
860	Siaobei Night Market	0	
861	Huayuan Night Market in Tainan City	1	0.0%
862	Other Night Markets in Tainan City	0	
863	Other Night Markets in Tainan City	0	
865	Liuhe Night Market	1	0.0%
866	Sinsing Night Market	0	
867	Rueifong Night Market	0	
868	Jin-Zuan Night Market	1	0.0%
869	Kaisyuan Night Market	0	
870	Other Night Markets in Kaohsiung City	0	
871	Minzu Rd. Night Market	0	
872	Other Night Markets in Pingtung County	0	
874	Luodong Night Market	0	
875	Other Night Markets in Yilan County	0	
877	Nanbin Night Market	0	
878	Ziqiang Night Market	0	
879	Huayuan Night Market in Hualien County	0	
880	Other Night Markets in Taitung County	0	
883	Other Night Markets in Penghu County	0	
885	Other Night Markets in Kinmen County	0	
Sysmiss		885	
Warning: these figures indicate the number of cases found in the data file. They cannot be interpreted as summary statistics of the population of interest.			
# d2c: D2.1. What tourist spots have you visited on this trip?			
Information	[Type= discrete] [Format=numeric] [Range= 1-885] [Missing=*]		
Statistics [NW/ W]	[Valid=4877 /-] [Invalid=1157 /-]		
Value	Label	Cases	Percentage
1	Taipei 101	2019	41.4%
2	National Palace Museum	539	11.1%
3	Chiang Kaishek Memorial Hall	217	4.4%
4	Xinyi Shopping Distric	128	2.6%
5	Xiemending	231	4.7%
6	Taipe Martyr's Shrine	65	1.3%
7	The Estern Distristic of Taipei	54	1.1%
8	Long Shan Temple	132	2.7%

d2c: D2.1. What tourist spots have you visited on this trip?

Value	Label	Cases	Percentage
9	Yangmingshan National Park	53	1.1%
10	Beitou	61	1.3%
11	Taipei main station shopping area	37	0.8%
12	Office of the President Republic of China (Taiwan)	26	0.5%
13	Mucha Maokong	24	0.5%
14	Taipei Zoo	16	0.3%
15	Taipei Matro Mall	30	0.6%
16	Wufenpu Fashion Area	23	0.5%
17	Miramar Ferris wheel	8	0.2%
18	Sun yatsen Memorail Hall	40	0.8%
19	Hsing Tian Kong (Xingtian Temple)	29	0.6%
20	Guanghua 3C Mall	3	0.1%
21	Taipei Fine Art Museum	2	0.0%
22	Yuanshan	9	0.2%
23	Taipei Confucius Temple	3	0.1%
24	Chiang Kaishek's Shihlin Residence	14	0.3%
25	the Redhouse theater	3	0.1%
26	Tianmu	1	0.0%
27	Dalongdong Baoan Temple	0	
28	228 Peace Memorial Park	6	0.1%
29	SPOT Taipei Film House	0	
30	National Museum of History	3	0.1%
31	Museum of Contemporary Art, Taipei	1	0.0%
32	Jianguo Flower and Jade Market	1	0.0%
33	Taipei Children's Recreation Center	0	
34	Taipei Children's Museum of Transportation and Communication	0	
35	Taiwan Handcraft Promotion Center	0	
36	Shung Ye Museum of Formosan Aborigines	0	
37	Miniatures Museum of Taiwan	2	0.0%
38	Haujiang Waterfowl Nature Park	0	
40	Chinese Culture and Movie Center	0	
41	Taipei Botanical Garden	0	
42	Taipei Astronomical Museum	0	
43	Lin An Tai Historical House & Museum	0	
45	Dahu Park	1	0.0%
47	Postal Museum	0	
48	Militray Heros Hotel	0	
49	Nangang Economic and Commercial Park	4	0.1%
50	Taipei Flora Expo	1	0.0%
51	Huashan 1914 Creative Park	7	0.1%
52	Yongkang Street Commercial District	38	0.8%
53	Taipei Arena	1	0.0%
54	Songshan Cultural and Creative Park	1	0.0%
55	Stripping Laos	0	
56	Xiangshan	3	0.1%

d2c: D2.1. What tourist spots have you visited on this trip?

Value	Label	Cases	Percentage
57	Daan Forest Park	0	
65	Jou Fen	129	2.6%
66	Tamsui, Fort San Domingo, Old Street and Fishermen's Wharf	133	2.7%
67	Yehliu	41	0.8%
68	Jinguashi	8	0.2%
69	Wulai	16	0.3%
70	Yuanwangkeng Park	0	
71	Shihsanhang Museum of Archaeology	3	0.1%
72	Shenkeng Old Street	7	0.1%
73	Dharma Drum Mountain(Jinshan)	3	0.1%
74	Butian lake	0	
75	Shifen Waterfall	38	0.8%
76	Yingge Ceramics Museum	0	
77	Pinxi	18	0.4%
78	Yingge	2	0.0%
79	Sanxia	2	0.0%
80	Ocean World	0	
81	Juming Museum	0	
82	Pinlin	0	
83	Yun hsien Resort	1	0.0%
84	Tianlu Art Center	3	0.1%
85	Sanzhi	0	
86	The Lin Family Mansion and Garden	0	
87	Fulong beach	3	0.1%
88	Linkou	0	
89	Baisha Bay	0	
90	Bitou Cape Park	0	
92	Formosa Fun Coast	0	
93	Guanyinshan	1	0.0%
94	coastline park	0	
95	Qing Shui Zu shi temple	0	
96	Naptune park	0	
97	Green Bay	0	
98	Longdong South Ocean Park	0	
99	Temple of Eighteen Deities	0	
100	Teresa Teng Memorail Park (Yun Garden)	2	0.0%
103	GuanDu	1	0.0%
104	Sandiaojaio Cape Lighthouse	0	
105	Jingtong	2	0.0%
106	Houtong	2	0.0%
110	The Northeast Coastal Scienic Area	1	0.0%
111	Bisha Fishery Harbor	2	0.0%
112	Keelung Port	1	0.0%
113	Jhongjhrng Park	0	
114	Badouzi Coastal Park	0	

d2c: D2.1. What tourist spots have you visited on this trip?

Value	Label	Cases	Percentage
115	Hoping Island Coastal Park	0	
116	Valentine Lake Park	0	
117	Ershawan Gun Emplacement	0	
118	Dawulun Gun Emplacement	0	
125	Window On China Theme Park	4	0.1%
126	Dashi	2	0.0%
127	Shihmen Reservoir	1	0.0%
128	Cihu	5	0.1%
129	Zhongli	0	
130	Chung Cheng Aviation Museum	0	
131	Lala Mountain	0	
132	TaiMall	0	
135	Hsinchu Science Park	0	
136	Nanliao Fishery Harbor	0	
137	Ku Chi Peak	0	
138	Glass Museum	0	
145	Leofoo Village Theme Park	0	
146	Neiwan	2	0.0%
147	Beipu	0	
148	Daba Peak	0	
149	Little DingDong Science Theme Park	0	
150	Taian hot Springs	1	0.0%
151	Hwataoyao	0	
160	Sanyi Wood Sculpture Museum	1	0.0%
161	Lion's Head Mountain	1	0.0%
162	Tongxiao Beach Resort	0	
163	West Lake Resortopia	0	
164	Qiding beach resort	0	
165	Flying Cow Ranch	0	
166	Dahu(Shei-pa National Park)	0	
167	Nanzhuang	0	
170	National Museum of Natural Science	3	0.1%
171	Encore Garden	0	
172	Tungshan Amusement Park	0	
173	National Taiwan Museum of Fine Arts	4	0.1%
174	Xinsh	1	0.0%
175	Lihpao Land(Yamay Kingdom)	0	
176	Li shan (Pear Mountain)	1	0.0%
177	Dasyueshan	1	0.0%
178	Wuling National Forest Recreation Area	0	
179	Tiehchenshan Mountain Recreation Area	0	
180	Daan Beach	0	
181	Taichung County Gaomei Wetlands Wildlife Refuge	0	
182	Metropolitan Park	1	0.0%
183	Dajia	1	0.0%

d2c: D2.1. What tourist spots have you visited on this trip?

Value	Label	Cases	Percentage
185	Sun Moon Lake	58	1.2%
186	Formosan Aboriginal Culture Village	8	0.2%
187	Cingjing Farm	6	0.1%
188	Xitou	3	0.1%
189	ChungTai Chan Monastery	12	0.2%
190	Jiji	0	
191	Puli	1	0.0%
192	Sing Ling Temple	0	
193	Yushan National Park	0	
194	Puli Distillery	1	0.0%
195	Earthquake Museum of Taiwan	0	
196	Guguan	0	
197	Hehuanshan	4	0.1%
198	Sunlinksea	0	
199	Phoenix Valley Bird Park	0	
200	Checheng train station	1	0.0%
201	Wushe Scenic Area Recreation Area	0	
202	Shoutian Temple	0	
203	Dongpu Springs	0	
204	Aowanda National Forest Recreation Area	0	
205	Hehuanshan National Forest Recreation Area	0	
206	Lushan Hot Springs	2	0.0%
207	Guangxing Paper Factory	0	
208	Tenshing Kiln Ceramics Cultural Park	0	
215	Lugang Mazu Temple	0	
216	Lugang Folk Arts Museum	0	
217	Lugang Longshan Temple	2	0.0%
218	Baguashan	1	0.0%
219	Taiwan Folk Village	0	
220	Confucius Temple (Changhua)	0	
221	Lugang traditional snacks	0	
222	Lugang Old Street	1	0.0%
225	Janfusun Fancyworld Theme Park	0	
226	Beigang Chaotien Temple	1	0.0%
227	Caoling	0	
235	Alishan	35	0.7%
236	Fenqihu	0	
237	Chiayis Farm	0	
238	Dongshih Fishery Harbor	0	
240	Old Fort of Anping (Fort Zeelandia)	10	0.2%
241	Chihkan Tower	14	0.3%
242	Confucius Temple (Tainan)	17	0.3%
243	Koxinga Shrine (Yanping Junwang Temple)	3	0.1%
244	Anping Port National Historical Scenic Area	5	0.1%
245	Eternal Fortress	0	

d2c: D2.1. What tourist spots have you visited on this trip?

Value	Label	Cases	Percentage
246	Datianhou Temple (Tainan Grand Matsu Temple)	2	0.0%
247	Luermen Tianhou temple	1	0.0%
248	Xishu Golden Beach	0	
249	Official God of War Temple (Sacrificial Rites Martial Temple	0	
250	Wufei Temple (Five Consorts Temple)	0	
251	Sicao Dazhong Temple and Gun Emplacement	0	
252	Southern Taiwan Science Park	0	
260	Guanziling	1	0.0%
261	Qigu Birdseeing	1	0.0%
262	Wushantou Reservoir Scenic Area	0	
263	Tsengwen Reservoir Scenic Area	1	0.0%
264	Dakeng Recreation Farm	0	
265	Tsou-Ma-Lai Farm	1	0.0%
270	Love River	37	0.8%
271	Xizi Bay	34	0.7%
272	Lotus Lake	21	0.4%
273	Qijin Seaside Park	17	0.3%
274	Shou Shan(Shou Shan Zoo)	2	0.0%
275	Dragon and Tiger Pagodas	1	0.0%
276	Urban Spotlight	0	
277	Kaohsiung 85 Building	9	0.2%
278	Spring and Autumn Pavilions	1	0.0%
279	Confucius Temple (Kaohsiung)	1	0.0%
280	Kaohsiung Port	3	0.1%
281	Blue Lagoon Water Theme Park	0	
282	Kaohsiung Museum of History	0	
283	Chijin Mazu Temple	1	0.0%
284	National Science and Technology Museum	1	0.0%
285	Kaohsiung Museum of Fine Arts	1	0.0%
286	Dream Mall	8	0.2%
287	New Juejiang Shopping Area	4	0.1%
288	Gushan Ferry Station	0	
289	Central Park (Kaohsiung)	1	0.0%
290	Former British Consulate	1	0.0%
291	Teresa Teng Memorial Hall	3	0.1%
292	EDA World	1	0.0%
293	Pier-2 Art Cneter	1	0.0%
294	Fo Kuang Shan	3	0.1%
295	Cheng Ching Lake	8	0.2%
296	Meinong Hakka Cultural Village	2	0.0%
297	Baolai and Bulao Springs	2	0.0%
298	Maolin National Scenic Area	0	
299	Liugui Service Area	0	
300	Jiaxian	0	
301	Meishan Visitor Center	0	

d2c: D2.1. What tourist spots have you visited on this trip?

Value	Label	Cases	Percentage
302	Kaohsiung Farm	0	
303	Tengzhi National Forest Recreation Area	0	
304	Shihba Luohan Shan	0	
305	Sandimen	0	
306	Saijia Service Area (Saijia Aviation Park)	0	
314	Houbihu	3	0.1%
315	Kenting National Park	42	0.9%
317	National Museum of Marine Biology and Aquarium	4	0.1%
319	Maubitou Park	2	0.0%
320	Sichongxi	2	0.0%
321	Jialeshuei Scenic Area	1	0.0%
322	Kenting Space Port	3	0.1%
323	Nanwan Beach Recreation Area	0	
324	Dapeng Bay National Scenic Area	0	
325	Kenting Sea Pool	0	
326	Liuqiu (Shiaoliuqiu)	0	
327	Sandimen	3	0.1%
328	Chuanfan Rock	8	0.2%
329	Hengchun Ancient City	0	
330	Jiaosi	9	0.2%
331	Tung Shan Science Area	1	0.0%
332	Taipingshan Forest Recreation Area	0	
333	Suao Cold Springs	0	
334	Wufengqi Scenic Area	0	
335	Guishan Island (Turtle Island)	2	0.0%
336	Fushan Botanical Garden	0	
337	Toucheng Recreation Farm	3	0.1%
338	Nanfangao	2	0.0%
339	Taipingshan National Forest Recreation Area	0	
340	Toucheng Sea Pool	1	0.0%
341	Chilan Forest Playground	0	
342	Caoling Historic Trail	0	
343	Wushih Harbor	0	
344	Da River (Daxi) Honeymoon Bay	0	
345	National Center for Traditional Arts	4	0.1%
346	Lanyang Museum	2	0.0%
350	Taroko, Tienhsiang	41	0.8%
351	Hualien Farglory Ocean Park	0	
352	Qixing Lake (Qixingtang)	13	0.3%
353	Amis Cultural Village	1	0.0%
354	Liyu (Carp) Lake	1	0.0%
355	Shin Kong Chao Feng Ranch & Resort	2	0.0%
356	Ruisui Hongye Springs	2	0.0%
357	Xiuguluan River Rafting Area	0	
358	Wenshan Springs	0	

d2c: D2.1. What tourist spots have you visited on this trip?

Value	Label	Cases	Percentage
360	National DongHua University	0	
361	Hualien Seaside Park	0	
362	Whale and Dolphine Watching Tour along East Coast	1	0.0%
363	Hualien Sugar Factory	1	0.0%
364	Shitiping	0	
365	Hualien Tzuchi	0	
366	Mataian Wetland Ecological Park	0	
367	Liushidan Mountain	0	
370	Chihpen	5	0.1%
371	Sanxiantai (Terrace of the Three Immortals)	3	0.1%
372	Lyudao (Green Island)	1	0.0%
373	Baxian Cave (Baxiandong)	3	0.1%
374	Xiaoyeliu (Jialulan)	0	
375	Beinan Cultural Park	3	0.1%
376	Guanshan Water Park	0	
377	Chulu Pasture	0	
378	Taitung Veterans Farm	0	
379	Lanyu (Orchid Island)	0	
380	National Museum of Prehistory	0	
381	Chengkong Harbor	0	
382	Water Running Up	27	0.6%
383	Dulan Mountain	0	
385	Penghu National Scenic Area	1	0.0%
386	Jibei Island	1	0.0%
387	Qimei Island	1	0.0%
390	Cihu (Kinmen)	0	
391	Kinmen National Park	1	0.0%
392	Taoshan	0	
393	Guniungtou War Museum	0	
394	Kinmen Folk Culture Village	0	
395	Juguang Tower	0	
396	Taiwu Mountain	0	
397	Kinmen Liquor Factory	0	
398	Wujiang River Estuary	0	
399	Sun Yat-sen Memorial Forest	0	
405	Qinbi Village	0	
406	Bishan Sightseeing Platform	0	
801	Shilin Night Market	13	0.3%
802	Huaxi Street (Snake Alley) Night Market	2	0.0%
803	Raohe Street Night Market	3	0.1%
804	Shida Night Market	3	0.1%
805	Linjiang St. Night Market	0	
806	Gongguan Night Market	2	0.0%
807	Dihua Street Night Market	0	
808	Ninxia Night Market	6	0.1%

d2c: D2.1. What tourist spots have you visited on this trip?

Value	Label	Cases	Percentage
809	Nanjichang Night Market	0	
810	Jingmei Night Market	0	
811	Liaoning Street Night Market	0	
812	Yansan Night Market	0	
813	Other Night Markets in Taipei City	0	
815	Lehua Night Market	0	
816	Banciao Nanya Night Market	1	0.0%
817	Sinjhuang Night Market	0	
818	Jhonghe Singnan Night Market	0	
819	Fuda Garden Night Market	1	0.0%
820	Other Night Markets in New Taipei City	0	
825	Miaoko Night Market	1	0.0%
826	Other Night Markets in Keelung City	0	
830	Jhongli Sinmin Night Market	0	
831	Taoyuan Tourist Night Market	0	
832	Other Night Markets in Taoyuan County	0	
834	Chenghuang Temple Night Market	0	
835	Other Night Markets in Hsinchu City	0	
838	Other Night Markets in Hsinchu County	0	
840	Other Night Markets in Miaoli County	0	
843	Fongjia Night Market	1	0.0%
844	Jhonghua Night Market	0	
845	Yizhong Street Night Market	2	0.0%
846	Other Night Markets in Taichung City	0	
849	Other Night Market in Nantou County	0	
851	Other Night Markets in Changhua County	0	
853	Other Night Markets in Yunlin County	0	
855	Wenhua Rd. Night Market	0	
856	Other Night Markets in Chiayi City	0	
858	Other Night Markets in Chiayi County	0	
860	Siaobei Night Market	0	
861	Huayuan Night Market in Tainan City	0	
862	Other Night Markets in Tainan City	0	
863	Other Night Markets in Tainan City	0	
865	Liuhe Night Market	0	
866	Sinsing Night Market	0	
867	Rueifong Night Market	0	
868	Jin-Zuan Night Market	2	0.0%
869	Kaisyuan Night Market	1	0.0%
870	Other Night Markets in Kaohsiung City	0	
871	Minzu Rd. Night Market	0	
872	Other Night Markets in Pingtung County	0	
874	Luodong Night Market	0	
875	Other Night Markets in Yilan County	0	
877	Nanbin Night Market	0	

# d2c: D2.1. What tourist spots have you visited on this trip?			
Value	Label	Cases	Percentage
878	Ziqiang Night Market	0	
879	Huayuan Night Market in Hualien County	0	
880	Other Night Markets in Taitung County	0	
883	Other Night Markets in Penghu County	0	
885	Other Night Markets in Kinmen County	0	
Sysmiss		1157	
Warning: these figures indicate the number of cases found in the data file. They cannot be interpreted as summary statistics of the population of interest.			
# d2d: D2.1. What tourist spots have you visited on this trip?			
Information	[Type= discrete] [Format=numeric] [Range= 1-885] [Missing=*]		
Statistics [NW/ W]	[Valid=4532 /-] [Invalid=1502 /-]		
Value	Label	Cases	Percentage
1	Taipei 101	350	7.7%
2	National Palace Museum	1359	30.0%
3	Chiang Kaishek Memorial Hall	507	11.2%
4	Xinyi Shopping Distric	104	2.3%
5	Xiemending	328	7.2%
6	Taipe Martyr's Shrine	153	3.4%
7	The Estern Distristic of Taipei	72	1.6%
8	Long Shan Temple	180	4.0%
9	Yangmingshan National Park	89	2.0%
10	Beitou	46	1.0%
11	Taipei main station shopping area	34	0.8%
12	Office of the President Republic of China (Taiwan)	27	0.6%
13	Mucha Maokong	17	0.4%
14	Taipei Zoo	13	0.3%
15	Taipei Matro Mall	15	0.3%
16	Wufenpu Fashion Area	27	0.6%
17	Miramar Ferris wheel	13	0.3%
18	Sun yatsen Memorail Hall	141	3.1%
19	Hsing Tian Kong (Xingtian Temple)	47	1.0%
20	Guanghua 3C Mall	2	0.0%
21	Taipei Fine Art Museum	1	0.0%
22	Yuanshan	6	0.1%
23	Taipei Confucius Temple	4	0.1%
24	Chiang Kaishek's Shihlin Residence	34	0.8%
25	the Redhouse theater	2	0.0%
26	Tianmu	4	0.1%
27	Dalongdong Baoan Temple	1	0.0%
28	228 Peace Memorial Park	5	0.1%
29	SPOT Taipei Film House	2	0.0%
30	National Museum of History	1	0.0%
31	Museum of Contemporary Art, Taipei	0	
32	Jianguo Flower and Jade Market	0	
33	Taipei Children's Recreation Center	0	

d2d: D2.1. What tourist spots have you visited on this trip?

Value	Label	Cases	Percentage
34	Taipei Children's Museum of Transportation and Communication	0	
35	Taiwan Handcraft Promotion Center	0	
36	Shung Ye Museum of Formosan Aborigines	1	0.0%
37	Miniatures Museum of Taiwan	1	0.0%
38	Haujiang Waterfowl Nature Park	0	
40	Chinese Culture and Movie Center	0	
41	Taipei Botanical Garden	0	
42	Taipei Astronomical Museum	0	
43	Lin An Tai Historical House & Museum	0	
45	Dahu Park	0	
47	Postal Museum	0	
48	Militray Heros Hotel	0	
49	Nangang Economic and Commercial Park	9	0.2%
50	Taipei Flora Expo	0	
51	Huashan 1914 Creative Park	3	0.1%
52	Yongkang Street Commercial District	30	0.7%
53	Taipei Arena	1	0.0%
54	Songshan Cultural and Creative Park	4	0.1%
55	Stripping Laos	0	
56	Xiangshan	1	0.0%
57	Daan Forest Park	2	0.0%
65	Jou Fen	140	3.1%
66	Tamsui, Fort San Domingo, Old Street and Fishermen's Wharf	145	3.2%
67	Yehliu	55	1.2%
68	Jinguashi	5	0.1%
69	Wulai	9	0.2%
70	Yuanwangkeng Park	0	
71	Shihsanhang Museum of Archaeology	5	0.1%
72	Shenkeng Old Street	8	0.2%
73	Dharma Drum Mountain(Jinshan)	2	0.0%
74	Butian lake	1	0.0%
75	Shifen Waterfall	48	1.1%
76	Yingge Ceramics Museum	1	0.0%
77	Pinxi	16	0.4%
78	Yingge	4	0.1%
79	Sanxia	3	0.1%
80	Ocean World	0	
81	Juming Museum	0	
82	Pinlin	0	
83	Yun hsien Resort	0	
84	Tianlu Art Center	1	0.0%
85	Sanzhi	0	
86	The Lin Family Mansion and Garden	0	
87	Fulong beach	1	0.0%
88	Linkou	0	

d2d: D2.1. What tourist spots have you visited on this trip?

Value	Label	Cases	Percentage
89	Baisha Bay	0	
90	Bitou Cape Park	0	
92	Formosa Fun Coast	0	
93	Guanyinshan	0	
94	coastline park	0	
95	Qing Shui Zu shi temple	0	
96	Naptune park	0	
97	Green Bay	0	
98	Longdong South Ocean Park	0	
99	Temple of Eighteen Deities	0	
100	Teresa Teng Memorail Park (Yun Garden)	1	0.0%
103	GuanDu	5	0.1%
104	SandiaoJiao Cape Lighthouse	0	
105	Jingtong	9	0.2%
106	Houtong	5	0.1%
110	The Northeast Coastal Scienic Area	5	0.1%
111	Bisha Fishery Harbor	0	
112	Keelung Port	1	0.0%
113	Jhongjhrng Park	1	0.0%
114	BadouziH Coastal Park	0	
115	Hoping Island Coastal Park	0	
116	Valentine Lake Park	0	
117	Ershawan Gun Emplacement	0	
118	Dawulun Gun Emplacement	0	
125	Window On China Theme Park	0	
126	Dashi	5	0.1%
127	Shihmen Reservoir	0	
128	Cihu	5	0.1%
129	Zhongli	0	
130	Chung Cheng Aviation Museum	1	0.0%
131	Lala Mountain	0	
132	TaiMall	1	0.0%
135	Hsinchu Science Park	0	
136	Nanliao Fishery Harbor	0	
137	Ku Chi Peak	0	
138	Glass Museum	0	
145	Leofoo Village Theme Park	4	0.1%
146	Neiwan	0	
147	Beipu	2	0.0%
148	Daba Peak	0	
149	Little DingDong Science Theme Park	0	
150	Taian hot Springs	1	0.0%
151	Hwataoyao	0	
160	Sanyi Wood Sculpture Museum	0	
161	Lion's Head Mountain	0	

d2d: D2.1. What tourist spots have you visited on this trip?

Value	Label	Cases	Percentage
162	Tongxiao Beach Resort	0	
163	West Lake Resortopia	0	
164	Qiding beach resort	0	
165	Flying Cow Ranch	0	
166	Dahu(Shei-pa National Park)	1	0.0%
167	Nanzhuang	0	
170	National Museum of Natural Scinece	0	
171	Encore Garden	0	
172	Tungshan Amusement Park	0	
173	National Taiwan Museum of Fine Arts	1	0.0%
174	Xinsh	1	0.0%
175	Lihpao Land(Yamay Kingdom)	1	0.0%
176	Li shan (Pear Mountain)	0	
177	Dasyueshan	0	
178	Wuling National Forest Recreation Area	0	
179	Tiehchenshan Mountain Recreation Area	1	0.0%
180	Daan Beach	0	
181	Taichung County Gaomei Wetlands Wildlife Refuge	0	
182	Metropolitan Park	1	0.0%
183	Dajia	0	
185	Sun Moon Lake	34	0.8%
186	Formosan Aboriginal Culture Village	8	0.2%
187	Cingjing Farm	8	0.2%
188	Xitou	2	0.0%
189	ChungTai Chan Monastery	2	0.0%
190	Jiji	0	
191	Puli	3	0.1%
192	Sing Ling Temple	0	
193	Yushan National Park	0	
194	Puli Distillery	0	
195	Earthquake Museum of Taiwan	1	0.0%
196	Guguan	0	
197	Hehuanshan	1	0.0%
198	Sunlinksea	0	
199	Phoenix Valley Bird Park	0	
200	Checheng train station	0	
201	Wushe Scenic Area Recreation Area	0	
202	Shoutian Temple	0	
203	Dongpu Springs	1	0.0%
204	Aowanda National Forest Recreation Area	0	
205	Hehuanshan National Forest Recreation Area	0	
206	Lushan Hot Springs	1	0.0%
207	Guangxing Paper Factory	0	
208	Tenshing Kiln Ceramics Cultural Park	0	
215	Lugang Mazu Temple	0	

d2d: D2.1. What tourist spots have you visited on this trip?

Value	Label	Cases	Percentage
216	Lugang Folk Arts Museum	0	
217	Lugang Longshan Temple	0	
218	Baguashan	0	
219	Taiwan Folk Village	0	
220	Confucius Temple (Changhua)	0	
221	Lugang tranditional snacks	0	
222	Lugang Old Street	1	0.0%
225	Janfusun Fancyworld Theme Park	0	
226	Beigang Chaotien Temple	0	
227	Caoling	0	
235	Alishan	9	0.2%
236	Fenqihu	0	
237	Chiayis Farm	0	
238	Dongshih Fishery Harbor	0	
240	Old Fort of Anping (Fort Zeelandia)	6	0.1%
241	Chihkan Tower	9	0.2%
242	Confucius Temple (Tainan)	7	0.2%
243	Koxinga Shrine (Yanping Junwang Temple)	3	0.1%
244	Anping Port National Historical Scenic Area	3	0.1%
245	Eternal Fortress	2	0.0%
246	Datianhou Temple (Tainan Grand Matsu Temple)	0	
247	Luermen Tianhou temple	0	
248	Xishu Golden Beach	0	
249	Official God of War Temple (Sacrificial Rites Martial Temple	1	0.0%
250	Wufei Temple (Five Consorts Temple)	0	
251	Sicao Dazhong Temple and Gun Emplacement	1	0.0%
252	Southern Taiwan Science Park	0	
260	Guanziling	2	0.0%
261	Qigu Birdseeing	2	0.0%
262	Wushantou Reservoir Scenic Area	1	0.0%
263	Tsengwen Reservoir Scenic Area	0	
264	Dakeng Recreation Farm	0	
265	Tsou-Ma-Lai Farm	0	
270	Love River	22	0.5%
271	Xizi Bay	22	0.5%
272	Lotus Lake	13	0.3%
273	Qijin Seaside Park	14	0.3%
274	Shou Shan(Shou Shan Zoo)	4	0.1%
275	Dragon and Tiger Pagodas	2	0.0%
276	Urban Spotlight	0	
277	Kaohsiung 85 Building	2	0.0%
278	Spring and Autumn Pavilions	0	
279	Confucius Temple (Kaohsiung)	1	0.0%
280	Kaohsiung Port	4	0.1%
281	Blue Lagoon Water Theme Park	0	

d2d: D2.1. What tourist spots have you visited on this trip?

Value	Label	Cases	Percentage
282	Kaohsiung Museum of History	0	
283	Chijin Mazu Temple	1	0.0%
284	National Science and Technology Museum	0	
285	Kaohsiung Museum of Fine Arts	0	
286	Dream Mall	11	0.2%
287	New Juejiang Shopping Area	3	0.1%
288	Gushan Ferry Station	0	
289	Central Park (Kaohsiung)	0	
290	Former British Consulate	0	
291	Teresa Teng Memorial Hall	1	0.0%
292	EDA World	5	0.1%
293	Pier-2 Art Cneter	1	0.0%
294	Fo Kuang Shan	3	0.1%
295	Cheng Ching Lake	6	0.1%
296	Meinong Hakka Cultural Village	3	0.1%
297	Baolai and Bulao Springs	0	
298	Maolin National Scenic Area	0	
299	Liugui Service Area	0	
300	Jiaxian	0	
301	Meishan Visitor Center	0	
302	Kaohsiung Farm	0	
303	Tengzhi National Forest Recreation Area	0	
304	Shihba Luohan Shan	0	
305	Sandimen	0	
306	Saijia Service Area (Saijia Aviation Park)	0	
314	Houbihu	6	0.1%
315	Kenting National Park	19	0.4%
317	National Museum of Marine Biology and Aquarium	7	0.2%
319	Maubitou Park	2	0.0%
320	Sichongxi	1	0.0%
321	Jialeshuei Scenic Area	0	
322	Kenting Space Port	5	0.1%
323	Nanwan Beach Recreation Area	1	0.0%
324	Dapeng Bay National Scenic Area	0	
325	Kenting Sea Pool	0	
326	Liuqiu (Shiaoliqiu)	0	
327	Sandimen	6	0.1%
328	Chuanfan Rock	4	0.1%
329	Hengchun Ancient City	0	
330	Jiaosi	11	0.2%
331	Tung Shan Science Area	0	
332	Taipingshan Forest Recreation Area	0	
333	Suao Cold Springs	1	0.0%
334	Wufengqi Scenic Area	0	
335	Guishan Island (Turtle Island)	0	

d2d: D2.1. What tourist spots have you visited on this trip?

Value	Label	Cases	Percentage
336	Fushan Botanical Garden	0	
337	Toucheng Recreation Farm	1	0.0%
338	Nanfangao	1	0.0%
339	Taipingshan National Forest Recreation Area	0	
340	Toucheng Sea Pool	0	
341	Chilan Forest Playground	1	0.0%
342	Caoling Historic Trail	0	
343	Wushih Harbor	0	
344	Da River (Daxi) Honeymoon Bay	0	
345	National Center for Traditional Arts	0	
346	Lanyang Museum	2	0.0%
350	Taroko, Tienhsiang	13	0.3%
351	Hualien Farglory Ocean Park	0	
352	Qixing Lake (Qixingtian)	7	0.2%
353	Amis Cultural Village	0	
354	Liyu (Carp) Lake	0	
355	Shin Kong Chao Feng Ranch & Resort	0	
356	Ruisui Hongye Springs	2	0.0%
357	Xiuguluan River Rafting Area	0	
358	Wenshan Springs	0	
360	National DongHua University	0	
361	Hualien Seaside Park	0	
362	Whale and Dolphine Watching Tour along East Coast	1	0.0%
363	Hualien Sugar Factory	0	
364	Shitiping	1	0.0%
365	Hualien Tzuchi	0	
366	Mataian Wetland Ecological Park	0	
367	Liushidan Mountain	0	
370	Chihpen	3	0.1%
371	Sanxiantai (Terrace of the Three Immortals)	2	0.0%
372	Lyudao (Green Island)	0	
373	Baxian Cave (Baxiandong)	0	
374	Xiaoyeliu (Jialulan)	0	
375	Beinan Cultural Park	0	
376	Guanshan Water Park	0	
377	Chulu Pasture	0	
378	Taitung Veterans Farm	0	
379	Lanyu (Orchid Island)	0	
380	National Museum of Prehistory	0	
381	Chengkong Harbor	0	
382	Water Running Up	4	0.1%
383	Dulan Mountain	0	
385	Penghu National Scenic Area	0	
386	Jibei Island	0	
387	Qimei Island	0	

d2d: D2.1. What tourist spots have you visited on this trip?

Value	Label	Cases	Percentage
390	Cihu (Kinmen)	0	
391	Kinmen National Park	0	
392	Taoshan	0	
393	Guniungtou War Museum	0	
394	Kinmen Folk Culture Village	0	
395	Juguang Tower	0	
396	Taiwu Mountain	0	
397	Kinmen Liquor Factory	0	
398	Wujiang River Estuary	0	
399	Sun Yat-sen Memorial Forest	0	
405	Qinbi Village	0	
406	Bishan Sightseeing Platform	0	
801	Shilin Night Market	28	0.6%
802	Huaxi Street (Snake Alley) Night Market	3	0.1%
803	Raohe Street Night Market	9	0.2%
804	Shida Night Market	10	0.2%
805	Linjiang St. Night Market	0	
806	Gongguan Night Market	1	0.0%
807	Dihua Street Night Market	0	
808	Ninxia Night Market	8	0.2%
809	Nanjichang Night Market	0	
810	Jingmei Night Market	0	
811	Liaoning Street Night Market	0	
812	Yansan Night Market	0	
813	Other Night Markets in Taipei City	0	
815	Lehua Night Market	0	
816	Banciao Nanya Night Market	0	
817	Sinjhuang Night Market	0	
818	Jhonghe Singnan Night Market	0	
819	Fuda Garden Night Market	1	0.0%
820	Other Night Markets in New Taipei City	0	
825	Miaoko Night Market	1	0.0%
826	Other Night Markets in Keelung City	0	
830	Jhongli Sinmin Night Market	0	
831	Taoyuan Tourist Night Market	1	0.0%
832	Other Night Markets in Taoyuan County	0	
834	Chenghuang Temple Night Market	0	
835	Other Night Markets in Hsinchu City	1	0.0%
838	Other Night Markets in Hsinchu County	0	
840	Other Night Markets in Miaoli County	0	
843	Fongjia Night Market	2	0.0%
844	Jhonghua Night Market	0	
845	Yizhong Street Night Market	3	0.1%
846	Other Night Markets in Taichung City	0	
849	Other Night Market in Nantou County	0	

d2d: D2.1. What tourist spots have you visited on this trip?

Value	Label	Cases	Percentage
851	Other Night Markets in Changhua County	0	
853	Other Night Markets in Yunlin County	0	
855	Wenhua Rd. Night Market	0	
856	Other Night Markets in Chiayi City	0	
858	Other Night Markets in Chiayi County	0	
860	Siaobei Night Market	0	
861	Huayuan Night Market in Tainan City	0	
862	Other Night Markets in Tainan City	0	
863	Other Night Markets in Tainan City	0	
865	Liuhe Night Market	1	0.0%
866	Sinsing Night Market	1	0.0%
867	Rueifong Night Market	1	0.0%
868	Jin-Zuan Night Market	0	
869	Kaisyuan Night Market	1	0.0%
870	Other Night Markets in Kaohsiung City	0	
871	Minzu Rd. Night Market	0	
872	Other Night Markets in Pingtung County	0	
874	Luodong Night Market	1	0.0%
875	Other Night Markets in Yilan County	0	
877	Nanbin Night Market	0	
878	Ziqiang Night Market	0	
879	Huayuan Night Market in Hualien County	0	
880	Other Night Markets in Taitung County	0	
883	Other Night Markets in Penghu County	0	
885	Other Night Markets in Kinmen County	0	
Sysmiss		1502	

Warning: these figures indicate the number of cases found in the data file. They cannot be interpreted as summary statistics of the population of interest.

d2e: D2.1. What tourist spots have you visited on this trip?

Information		[Type= discrete] [Format=numeric] [Range= 1-885] [Missing=*]	
Statistics [NW/ W]		[Valid=4129 /-] [Invalid=1905 /-]	
Value	Label	Cases	Percentage
1	Taipei 101	94	<div></div> 2.3%
2	National Palace Museum	230	<div></div> 5.6%
3	Chiang Kaishek Memorial Hall	814	<div></div> 19.7%
4	Xinyi Shopping Distric	56	<div></div> 1.4%
5	Xiemending	263	<div></div> 6.4%
6	Taipe Martyr's Shrine	176	<div></div> 4.3%
7	The Estern Distristic of Taipei	64	<div></div> 1.6%
8	Long Shan Temple	187	<div></div> 4.5%
9	Yangmingshan National Park	66	<div></div> 1.6%
10	Beitou	76	<div></div> 1.8%
11	Taipei main station shopping area	50	<div></div> 1.2%
12	Office of the President Republic of China (Taiwan)	78	<div></div> 1.9%
13	Mucha Maokong	27	<div></div> 0.7%

d2e: D2.1. What tourist spots have you visited on this trip?

Value	Label	Cases	Percentage
14	Taipei Zoo	29	0.7%
15	Taipei Matro Mall	23	0.6%
16	Wufenpu Fashion Area	25	0.6%
17	Miramar Ferris wheel	13	0.3%
18	Sun yatsen Memorail Hall	576	14.0%
19	Hsing Tian Kong (Xingtian Temple)	42	1.0%
20	Guanghua 3C Mall	1	0.0%
21	Taipei Fine Art Museum	0	
22	Yuanshan	10	0.2%
23	Taipei Confucius Temple	4	0.1%
24	Chiang Kaishek's Shihlin Residence	93	2.3%
25	the Redhouse theater	2	0.0%
26	Tianmu	2	0.0%
27	Dalongdong Baoan Temple	1	0.0%
28	228 Peace Memorial Park	4	0.1%
29	SPOT Taipei Film House	0	
30	National Museum of History	0	
31	Museum of Contemporary Art, Taipei	0	
32	Jianguo Flower and Jade Market	0	
33	Taipei Children's Recreation Center	0	
34	Taipei Children's Museum of Transportation and Communication	0	
35	Taiwan Handcraft Promotion Center	0	
36	Shung Ye Museum of Formosan Aborigines	1	0.0%
37	Miniatures Museum of Taiwan	0	
38	Haujiang Waterfowl Nature Park	0	
40	Chinese Culture and Movie Center	0	
41	Taipei Botanical Garden	1	0.0%
42	Taipei Astronomical Museum	0	
43	Lin An Tai Historical House & Museum	0	
45	Dahu Park	1	0.0%
47	Postal Museum	0	
48	Militray Heros Hotel	0	
49	Nangang Economic and Commercial Park	4	0.1%
50	Taipei Flora Expo	0	
51	Huashan 1914 Creative Park	7	0.2%
52	Yongkang Street Commercial District	40	1.0%
53	Taipei Arena	1	0.0%
54	Songshan Cultural and Creative Park	4	0.1%
55	Stripping Laos	0	
56	Xiangshan	0	
57	Daan Forest Park	1	0.0%
65	Jou Fen	183	4.4%
66	Tamsui, Fort San Domingo, Old Street and Fishermen's Wharf	170	4.1%
67	Yehliu	93	2.3%
68	Jinguashi	2	0.0%

d2e: D2.1. What tourist spots have you visited on this trip?

Value	Label	Cases	Percentage
69	Wulai	13	0.3%
70	Yuanwangkeng Park	0	
71	Shihsanhang Museum of Archaeology	2	0.0%
72	Shenkeng Old Street	4	0.1%
73	Dharma Drum Mountain(Jinshan)	2	0.0%
74	Butian lake	0	
75	Shifen Waterfall	36	0.9%
76	Yingge Ceramics Museum	0	
77	Pinxi	23	0.6%
78	Yingge	4	0.1%
79	Sanxia	3	0.1%
80	Ocean World	0	
81	Juming Museum	1	0.0%
82	Pinlin	0	
83	Yun hsien Resort	0	
84	Tianlu Art Center	0	
85	Sanzhi	0	
86	The Lin Family Mansion and Garden	0	
87	Fulong beach	0	
88	Linkou	0	
89	Baisha Bay	0	
90	Bitou Cape Park	0	
92	Formosa Fun Coast	1	0.0%
93	Guanyinshan	0	
94	coastline park	0	
95	Qing Shui Zu shi temple	0	
96	Naptune park	0	
97	Green Bay	0	
98	Longdong South Ocean Park	0	
99	Temple of Eighteen Deities	1	0.0%
100	Teresa Teng Memorail Park (Yun Garden)	0	
103	GuanDu	0	
104	Sandiaoiao Cape Lighthouse	0	
105	Jingtong	6	0.1%
106	Houtong	1	0.0%
110	The Northeast Coastal Scienic Area	1	0.0%
111	Bisha Fishery Harbor	0	
112	Keelung Port	0	
113	Jhongjhrng Park	0	
114	Badouzi Coastal Park	0	
115	Hoping Island Coastal Park	2	0.0%
116	Valentine Lake Park	0	
117	Ershawan Gun Emplacement	0	
118	Dawulun Gun Emplacement	0	
125	Window On China Theme Park	0	

d2e: D2.1. What tourist spots have you visited on this trip?

Value	Label	Cases	Percentage
126	Dashi	0	
127	Shihmen Reservoir	1	0.0%
128	Cihu	12	0.3%
129	Zhongli	1	0.0%
130	Chung Cheng Aviation Museum	0	
131	Lala Mountain	0	
132	TaiMall	0	
135	Hsinchu Science Park	1	0.0%
136	Nanliao Fishery Harbor	1	0.0%
137	Ku Chi Peak	0	
138	Glass Museum	0	
145	Leofoo Village Theme Park	4	0.1%
146	Neiwan	1	0.0%
147	Beipu	0	
148	Daba Peak	0	
149	Little DingDong Science Theme Park	0	
150	Taian hot Springs	1	0.0%
151	Hwataoyao	0	
160	Sanyi Wood Sculpture Museum	0	
161	Lion's Head Mountain	0	
162	Tongxiao Beach Resort	0	
163	West Lake Resortopia	0	
164	Qiding beach resort	0	
165	Flying Cow Ranch	0	
166	Dahu(Shei-pa National Park)	0	
167	Nanzhuang	0	
170	National Museum of Natural Scinece	0	
171	Encore Garden	0	
172	Tungshan Amusement Park	0	
173	National Taiwan Museum of Fine Arts	0	
174	Xinsh	1	0.0%
175	Lihpao Land(Yamay Kingdom)	0	
176	Li shan (Pear Mountain)	1	0.0%
177	Dasyueshan	0	
178	Wuling National Forest Recreation Area	0	
179	Tiehchenshan Mountain Recreation Area	0	
180	Daan Beach	0	
181	Taichung County Gaomei Wetlands Wildlife Refuge	1	0.0%
182	Metropolitan Park	0	
183	Dajia	0	
185	Sun Moon Lake	85	2.1%
186	Formosan Aboriginal Culture Village	4	0.1%
187	Cingjing Farm	16	0.4%
188	Xitou	2	0.0%
189	ChungTai Chan Monastery	6	0.1%

d2e: D2.1. What tourist spots have you visited on this trip?

Value	Label	Cases	Percentage
190	Jiji	2	0.0%
191	Puli	2	0.0%
192	Sing Ling Temple	0	
193	Yushan National Park	0	
194	Puli Distillery	0	
195	Earthquake Museum of Taiwan	0	
196	Guguan	0	
197	Hehuanshan	0	
198	Sunlinksea	0	
199	Phoenix Valley Bird Park	0	
200	Checheng train station	0	
201	Wushe Scenic Area Recreation Area	0	
202	Shoutian Temple	0	
203	Dongpu Springs	1	0.0%
204	Aowanda National Forest Recreation Area	0	
205	Hehuanshan National Forest Recreation Area	0	
206	Lushan Hot Springs	2	0.0%
207	Guangxing Paper Factory	0	
208	Tenshing Kiln Ceramics Cultural Park	0	
215	Lugang Mazu Temple	6	0.1%
216	Lugang Folk Arts Museum	0	
217	Lugang Longshan Temple	0	
218	Baguashan	1	0.0%
219	Taiwan Folk Village	0	
220	Confucius Temple (Changhua)	0	
221	Lugang tranditional snacks	0	
222	Lugang Old Street	0	
225	Janfusun Fancyworld Theme Park	1	0.0%
226	Beigang Chaotien Temple	1	0.0%
227	Caoling	0	
235	Alishan	11	0.3%
236	Fenqihu	0	
237	Chiayis Farm	0	
238	Dongshih Fishery Harbor	0	
240	Old Fort of Anping (Fort Zeelandia)	7	0.2%
241	Chihkan Tower	7	0.2%
242	Confucius Temple (Tainan)	6	0.1%
243	Koxinga Shrine (Yanping Junwang Temple)	2	0.0%
244	Anping Port National Historical Scenic Area	2	0.0%
245	Eternal Fortress	2	0.0%
246	Datianhou Temple (Tainan Grand Matsu Temple)	1	0.0%
247	Luermen Tianhou temple	0	
248	Xishu Golden Beach	0	
249	Official God of War Temple (Sacrificial Rites Martial Temple)	0	
250	Wufei Temple (Five Consorts Temple)	0	

d2e: D2.1. What tourist spots have you visited on this trip?

Value	Label	Cases	Percentage
251	Sicao Dazhong Temple and Gun Emplacement	0	
252	Southern Taiwan Science Park	0	
260	Guanziling	0	
261	Qigu Birdseeing	1	0.0%
262	Wushantou Reservoir Scenic Area	0	
263	Tsengwen Reservoir Scenic Area	0	
264	Dakeng Recreation Farm	0	
265	Tsou-Ma-Lai Farm	0	
270	Love River	21	0.5%
271	Xizi Bay	12	0.3%
272	Lotus Lake	12	0.3%
273	Qijin Seaside Park	12	0.3%
274	Shou Shan(Shou Shan Zoo)	6	0.1%
275	Dragon and Tiger Pagodas	1	0.0%
276	Urban Spotlight	0	
277	Kaohsiung 85 Building	2	0.0%
278	Spring and Autumn Pavilions	0	
279	Confucius Temple (Kaohsiung)	2	0.0%
280	Kaohsiung Port	5	0.1%
281	Blue Lagoon Water Theme Park	0	
282	Kaohsiung Museum of History	0	
283	Chijin Mazu Temple	0	
284	National Science and Technology Museum	1	0.0%
285	Kaohsiung Museum of Fine Arts	1	0.0%
286	Dream Mall	11	0.3%
287	New Juejiang Shopping Area	4	0.1%
288	Gushan Ferry Station	0	
289	Central Park (Kaohsiung)	0	
290	Former British Consulate	0	
291	Teresa Teng Memorial Hall	1	0.0%
292	EDA World	2	0.0%
293	Pier-2 Art Cneter	2	0.0%
294	Fo Kuang Shan	4	0.1%
295	Cheng Ching Lake	3	0.1%
296	Meinong Hakka Cultural Village	0	
297	Baolai and Bulao Springs	1	0.0%
298	Maolin National Scenic Area	0	
299	Liugui Service Area	0	
300	Jiaxian	0	
301	Meishan Visitor Center	0	
302	Kaohsiung Farm	0	
303	Tengzhi National Forest Recreation Area	0	
304	Shihba Luohan Shan	0	
305	Sandimen	0	
306	Saijia Service Area (Saijia Aviation Park)	0	

d2e: D2.1. What tourist spots have you visited on this trip?

Value	Label	Cases	Percentage
314	Houbihu	3	0.1%
315	Kenting National Park	22	0.5%
317	National Museum of Marine Biology and Aquarium	1	0.0%
319	Maubitou Park	0	
320	Sichongxi	0	
321	Jialeshuei Scenic Area	0	
322	Kenting Space Port	5	0.1%
323	Nanwan Beach Recreation Area	0	
324	Dapeng Bay National Scenic Area	0	
325	Kenting Sea Pool	0	
326	Liuqiu (Shiaoliuqiu)	0	
327	Sandimen	4	0.1%
328	Chuanfan Rock	5	0.1%
329	Hengchun Ancient City	0	
330	Jiaosi	9	0.2%
331	Tung Shan Science Area	0	
332	Taipingshan Forest Recreation Area	0	
333	Suao Cold Springs	2	0.0%
334	Wufengqi Scenic Area	0	
335	Guishan Island (Turtle Island)	0	
336	Fushan Botanical Garden	0	
337	Toucheng Recreation Farm	0	
338	Nanfangao	2	0.0%
339	Taipingshan National Forest Recreation Area	0	
340	Toucheng Sea Pool	0	
341	Chilan Forest Playground	0	
342	Caoling Historic Trail	0	
343	Wushih Harbor	0	
344	Da River (Daxi) Honeymoon Bay	0	
345	National Center for Traditional Arts	3	0.1%
346	Lanyang Museum	0	
350	Taroko, Tienhsiang	24	0.6%
351	Hualien Farglory Ocean Park	0	
352	Qixing Lake (Qixingtai)	1	0.0%
353	Amis Cultural Village	0	
354	Liyu (Carp) Lake	1	0.0%
355	Shin Kong Chao Feng Ranch & Resort	0	
356	Ruisui Hongye Springs	2	0.0%
357	Xiuguluan River Rafting Area	0	
358	Wenshan Springs	0	
360	National DongHua University	0	
361	Hualien Seaside Park	0	
362	Whale and Dolphin Watching Tour along East Coast	2	0.0%
363	Hualien Sugar Factory	0	
364	Shitiping	0	

d2e: D2.1. What tourist spots have you visited on this trip?

Value	Label	Cases	Percentage
365	Hualien Tzuchi	0	
366	Mataian Wetland Ecological Park	0	
367	Liushidan Mountain	0	
370	Chihpen	1	0.0%
371	Sanxiantai (Terrace of the Three Immortals)	1	0.0%
372	Lyudao (Green Island)	0	
373	Baxian Cave (Baxiandong)	0	
374	Xiaoyeliu (Jialulan)	0	
375	Beinan Cultural Park	0	
376	Guanshan Water Park	0	
377	Chulu Pasture	0	
378	Taitung Veterans Farm	0	
379	Lanyu (Orchid Island)	1	0.0%
380	National Museum of Prehistory	0	
381	Chengkong Harbor	0	
382	Water Running Up	2	0.0%
383	Dulan Mountain	0	
385	Penghu National Scenic Area	1	0.0%
386	Jibei Island	0	
387	Qimei Island	0	
390	Cihu (Kinmen)	0	
391	Kinmen National Park	0	
392	Taoshan	0	
393	Guniungtou War Museum	0	
394	Kinmen Folk Culture Village	0	
395	Juguang Tower	0	
396	Taiwu Mountain	0	
397	Kinmen Liquor Factory	0	
398	Wujiang River Estuary	0	
399	Sun Yat-sen Memorial Forest	0	
405	Qinbi Village	0	
406	Bishan Sightseeing Platform	0	
801	Shilin Night Market	39	0.9%
802	Huaxi Street (Snake Alley) Night Market	5	0.1%
803	Raohe Street Night Market	15	0.4%
804	Shida Night Market	21	0.5%
805	Linjiang St. Night Market	2	0.0%
806	Gongguan Night Market	4	0.1%
807	Dihua Street Night Market	2	0.0%
808	Ninxia Night Market	7	0.2%
809	Nanjichang Night Market	0	
810	Jingmei Night Market	1	0.0%
811	Liaoning Street Night Market	0	
812	Yansan Night Market	0	
813	Other Night Markets in Taipei City	0	

d2e: D2.1. What tourist spots have you visited on this trip?

Value	Label	Cases	Percentage
815	Lehua Night Market	1	0.0%
816	Banciao Nanya Night Market	1	0.0%
817	Sinjhuang Night Market	0	
818	Jhonghe Singnan Night Market	0	
819	Fuda Garden Night Market	1	0.0%
820	Other Night Markets in New Taipei City	0	
825	Miaoko Night Market	7	0.2%
826	Other Night Markets in Keelung City	0	
830	Jhongli Sinmin Night Market	0	
831	Taoyuan Tourist Night Market	1	0.0%
832	Other Night Markets in Taoyuan County	1	0.0%
834	Chenghuang Temple Night Market	0	
835	Other Night Markets in Hsinchu City	0	
838	Other Night Markets in Hsinchu County	0	
840	Other Night Markets in Miaoli County	1	0.0%
843	Fongjia Night Market	2	0.0%
844	Jhonghua Night Market	0	
845	Yizhong Street Night Market	2	0.0%
846	Other Night Markets in Taichung City	1	0.0%
849	Other Night Market in Nantou County	0	
851	Other Night Markets in Changhua County	0	
853	Other Night Markets in Yunlin County	0	
855	Wenhua Rd. Night Market	0	
856	Other Night Markets in Chiayi City	0	
858	Other Night Markets in Chiayi County	0	
860	Siaobei Night Market	0	
861	Huayuan Night Market in Tainan City	3	0.1%
862	Other Night Markets in Tainan City	0	
863	Other Night Markets in Tainan City	0	
865	Liuhe Night Market	2	0.0%
866	Sinsing Night Market	0	
867	Rueifong Night Market	3	0.1%
868	Jin-Zuan Night Market	2	0.0%
869	Kaisyuan Night Market	0	
870	Other Night Markets in Kaohsiung City	1	0.0%
871	Minzu Rd. Night Market	0	
872	Other Night Markets in Pingtung County	2	0.0%
874	Luodong Night Market	0	
875	Other Night Markets in Yilan County	0	
877	Nanbin Night Market	0	
878	Ziqiang Night Market	0	
879	Huayuan Night Market in Hualien County	0	
880	Other Night Markets in Taitung County	0	
883	Other Night Markets in Penghu County	0	
885	Other Night Markets in Kinmen County	0	

# d2e: D2.1. What tourist spots have you visited on this trip?			
Value	Label	Cases	Percentage
Sysmiss		1905	
Warning: these figures indicate the number of cases found in the data file. They cannot be interpreted as summary statistics of the population of interest.			
# d2f: D2.1. What tourist spots have you visited on this trip?			
Information	[Type= discrete] [Format=numeric] [Range= 1-885] [Missing=*]		
Statistics [NW/ W]	[Valid=3691 /-] [Invalid=2343 /-]		
Value	Label	Cases	Percentage
1	Taipei 101	71	<div><div></div></div> 1.9%
2	National Palace Museum	46	<div><div></div></div> 1.2%
3	Chiang Kaishek Memorial Hall	294	<div><div></div></div> 8.0%
4	Xinyi Shopping Distric	55	<div><div></div></div> 1.5%
5	Xiemending	169	<div><div></div></div> 4.6%
6	Taipe Martyr's Shrine	27	<div><div></div></div> 0.7%
7	The Estern Distristic of Taipei	24	<div><div></div></div> 0.7%
8	Long Shan Temple	120	<div><div></div></div> 3.3%
9	Yangmingshan National Park	37	<div><div></div></div> 1.0%
10	Beitou	53	<div><div></div></div> 1.4%
11	Taipei main station shopping area	35	<div><div></div></div> 0.9%
12	Office of the President Republic of China (Taiwan)	186	<div><div></div></div> 5.0%
13	Mucha Maokong	25	<div><div></div></div> 0.7%
14	Taipei Zoo	13	<div><div></div></div> 0.4%
15	Taipei Matro Mall	25	<div><div></div></div> 0.7%
16	Wufenpu Fashion Area	33	<div><div></div></div> 0.9%
17	Miramar Ferris wheel	16	<div><div></div></div> 0.4%
18	Sun yatsen Memorail Hall	617	<div><div></div></div> 16.7%
19	Hsing Tian Kong (Xingtian Temple)	51	<div><div></div></div> 1.4%
20	Guanghua 3C Mall	2	<div><div></div></div> 0.1%
21	Taipei Fine Art Museum	1	<div><div></div></div> 0.0%
22	Yuanshan	17	<div><div></div></div> 0.5%
23	Taipei Confucius Temple	3	<div><div></div></div> 0.1%
24	Chiang Kaishek's Shihlin Residence	270	<div><div></div></div> 7.3%
25	the Redhouse theater	0	
26	Tianmu	1	<div><div></div></div> 0.0%
27	Dalongdong Baoan Temple	0	
28	228 Peace Memorial Park	0	
29	SPOT Taipei Film House	0	
30	National Museum of History	2	<div><div></div></div> 0.1%
31	Museum of Contemporary Art, Taipei	1	<div><div></div></div> 0.0%
32	Jianguo Flower and Jade Market	0	
33	Taipei Children's Recreation Center	0	
34	Taipei Children's Museum of Transportation and Communication	0	
35	Taiwan Handcraft Promotion Center	0	
36	Shung Ye Museum of Formosan Aborigines	0	
37	Miniatures Museum of Taiwan	0	
38	Haujiang Waterfowl Nature Park	0	

d2f: D2.1. What tourist spots have you visited on this trip?

Value	Label	Cases	Percentage
40	Chinese Culture and Movie Center	0	
41	Taipei Botanical Garden	0	
42	Taipei Astronomical Museum	0	
43	Lin An Tai Historical House & Museum	0	
45	Dahu Park	2	0.1%
47	Postal Museum	0	
48	Militray Heros Hotel	0	
49	Nangang Economic and Commercial Park	3	0.1%
50	Taipei Flora Expo	1	0.0%
51	Huashan 1914 Creative Park	3	0.1%
52	Yongkang Street Commercial District	29	0.8%
53	Taipei Arena	1	0.0%
54	Songshan Cultural and Creative Park	2	0.1%
55	Stripping Laos	0	
56	Xiangshan	1	0.0%
57	Daan Forest Park	0	
65	Jou Fen	186	5.0%
66	Tamsui, Fort San Domingo, Old Street and Fishermen's Wharf	179	4.8%
67	Yehliu	250	6.8%
68	Jinguashi	4	0.1%
69	Wulai	16	0.4%
70	Yuanwangkeng Park	0	
71	Shihsanhang Museum of Archaeology	6	0.2%
72	Shenkeng Old Street	7	0.2%
73	Dharma Drum Mountain(Jinshan)	2	0.1%
74	Butian lake	2	0.1%
75	Shifen Waterfall	44	1.2%
76	Yingge Ceramics Museum	0	
77	Pinxi	25	0.7%
78	Yingge	2	0.1%
79	Sanxia	0	
80	Ocean World	0	
81	Juming Museum	0	
82	Pinlin	0	
83	Yun hsien Resort	0	
84	Tianlu Art Center	1	0.0%
85	Sanzhi	0	
86	The Lin Family Mansion and Garden	1	0.0%
87	Fulong beach	1	0.0%
88	Linkou	0	
89	Baisha Bay	0	
90	Bitou Cape Park	0	
92	Formosa Fun Coast	1	0.0%
93	Guanyinshan	0	
94	coastline park	0	

d2f: D2.1. What tourist spots have you visited on this trip?

Value	Label	Cases	Percentage
95	Qing Shui Zu shi temple	0	
96	Naptune park	0	
97	Green Bay	0	
98	Longdong South Ocean Park	0	
99	Temple of Eighteen Deities	1	0.0%
100	Teresa Teng Memorail Park (Yun Garden)	1	0.0%
103	GuanDu	1	0.0%
104	Sandiaojiao Cape Lighthouse	0	
105	Jingtong	7	0.2%
106	Houtong	3	0.1%
110	The Northeast Coastal Scienic Area	2	0.1%
111	Bisha Fishery Harbor	1	0.0%
112	Keelung Port	0	
113	Jhongjhrng Park	0	
114	Badouzih Coastal Park	0	
115	Hoping Island Coastal Park	0	
116	Valentine Lake Park	0	
117	Ershawan Gun Emplacement	0	
118	Dawulun Gun Emplacement	1	0.0%
125	Window On China Theme Park	0	
126	Dashi	2	0.1%
127	Shihmen Reservoir	1	0.0%
128	Cihu	24	0.7%
129	Zhongli	0	
130	Chung Cheng Aviation Museum	0	
131	Lala Mountain	0	
132	TaiMall	0	
135	Hsinchu Science Park	0	
136	Nanliao Fishery Harbor	0	
137	Ku Chi Peak	0	
138	Glass Museum	0	
145	Leofoo Village Theme Park	7	0.2%
146	Neiwan	0	
147	Beipu	2	0.1%
148	Daba Peak	0	
149	Little DingDong Science Theme Park	0	
150	Taian hot Springs	1	0.0%
151	Hwataoyao	0	
160	Sanyi Wood Sculpture Museum	0	
161	Lion's Head Mountain	0	
162	Tongxiao Beach Resort	0	
163	West Lake Resortopia	0	
164	Qiding beach resort	0	
165	Flying Cow Ranch	0	
166	Dahu(Shei-pa National Park)	0	

d2f: D2.1. What tourist spots have you visited on this trip?

Value	Label	Cases	Percentage
167	Nanzhuang	0	
170	National Museum of Natural Scinece	0	
171	Encore Garden	0	
172	Tungshan Amusement Park	0	
173	National Taiwan Museum of Fine Arts	1	0.0%
174	Xinsh	2	0.1%
175	Lihpao Land(Yamay Kingdom)	0	
176	Li shan (Pear Mountain)	0	
177	Dasyueshan	0	
178	Wuling National Forest Recreation Area	0	
179	Tiehchenshan Mountain Recreation Area	0	
180	Daan Beach	0	
181	Taichung County Gaomei Wetlands Wildlife Refuge	1	0.0%
182	Metropolitan Park	0	
183	Dajia	0	
185	Sun Moon Lake	135	3.7%
186	Formosan Aboriginal Culture Village	12	0.3%
187	Cingjing Farm	20	0.5%
188	Xitou	3	0.1%
189	ChungTai Chan Monastery	39	1.1%
190	Jiji	1	0.0%
191	Puli	3	0.1%
192	Sing Ling Temple	0	
193	Yushan National Park	0	
194	Puli Distillery	0	
195	Earthquake Museum of Taiwan	0	
196	Guguan	0	
197	Hehuanshan	2	0.1%
198	Sunlinksea	0	
199	Phoenix Valley Bird Park	0	
200	Checheng train station	0	
201	Wushe Scenic Area Recreation Area	0	
202	Shoutian Temple	0	
203	Dongpu Springs	0	
204	Aowanda National Forest Recreation Area	0	
205	Hehuanshan National Forest Recreation Area	0	
206	Lushan Hot Springs	0	
207	Guangxing Paper Factory	0	
208	Tenshing Kiln Ceramics Cultural Park	0	
215	Lugang Mazu Temple	1	0.0%
216	Lugang Folk Arts Museum	0	
217	Lugang Longshan Temple	1	0.0%
218	Baguashan	0	
219	Taiwan Folk Village	0	
220	Confucius Temple (Changhua)	0	

d2f: D2.1. What tourist spots have you visited on this trip?

Value	Label	Cases	Percentage
221	Lugang tranditional snacks	0	
222	Lugang Old Street	3	0.1%
225	Janfusun Fancyworld Theme Park	2	0.1%
226	Beigang Chaotien Temple	1	0.0%
227	Caoling	0	
235	Alishan	43	1.2%
236	Fenqihu	0	
237	Chiayis Farm	0	
238	Dongshih Fishery Harbor	0	
240	Old Fort of Anping (Fort Zeelandia)	11	0.3%
241	Chihkan Tower	7	0.2%
242	Confucius Temple (Tainan)	5	0.1%
243	Koxinga Shrine (Yanping Junwang Temple)	3	0.1%
244	Anping Port National Historical Scenic Area	2	0.1%
245	Eternal Fortress	1	0.0%
246	Datianhou Temple (Tainan Grand Matsu Temple)	0	
247	Luermen Tianhou temple	0	
248	Xishu Golden Beach	0	
249	Official God of War Temple (Sacrificial Rites Martial Temple	0	
250	Wufei Temple (Five Consorts Temple)	0	
251	Sicao Dazhong Temple and Gun Emplacement	0	
252	Southern Taiwan Science Park	0	
260	Guanziling	1	0.0%
261	Qigu Birdseeing	0	
262	Wushantou Reservoir Scenic Area	0	
263	Tsengwen Reservoir Scenic Area	0	
264	Dakeng Recreation Farm	0	
265	Tsou-Ma-Lai Farm	0	
270	Love River	24	0.7%
271	Xizi Bay	25	0.7%
272	Lotus Lake	15	0.4%
273	Qijin Seaside Park	14	0.4%
274	Shou Shan(Shou Shan Zoo)	4	0.1%
275	Dragon and Tiger Pagodas	3	0.1%
276	Urban Spotlight	0	
277	Kaohsiung 85 Building	2	0.1%
278	Spring and Autumn Pavilions	0	
279	Confucius Temple (Kaohsiung)	0	
280	Kaohsiung Port	2	0.1%
281	Blue Lagoon Water Theme Park	0	
282	Kaohsiung Museum of History	0	
283	Chijin Mazu Temple	1	0.0%
284	National Science and Technology Museum	0	
285	Kaohsiung Museum of Fine Arts	0	
286	Dream Mall	9	0.2%

d2f: D2.1. What tourist spots have you visited on this trip?

Value	Label	Cases	Percentage
287	New Juejiang Shopping Area	7	0.2%
288	Gushan Ferry Station	0	
289	Central Park (Kaohsiung)	0	
290	Former British Consulate	2	0.1%
291	Teresa Teng Memorial Hall	0	
292	EDA World	4	0.1%
293	Pier-2 Art Cneter	0	
294	Fo Kuang Shan	2	0.1%
295	Cheng Ching Lake	3	0.1%
296	Meinong Hakka Cultural Village	2	0.1%
297	Baolai and Bulao Springs	1	0.0%
298	Maolin National Scenic Area	0	
299	Liugui Service Area	1	0.0%
300	Jiaxian	0	
301	Meishan Visitor Center	0	
302	Kaohsiung Farm	0	
303	Tengzhi National Forest Recreation Area	0	
304	Shihba Luohan Shan	0	
305	Sandimen	0	
306	Saijia Service Area (Saijia Aviation Park)	0	
314	Houbihu	0	
315	Kenting National Park	11	0.3%
317	National Museum of Marine Biology and Aquarium	5	0.1%
319	Maubitou Park	0	
320	Sichongxi	1	0.0%
321	Jialeshuei Scenic Area	0	
322	Kenting Space Port	0	
323	Nanwan Beach Recreation Area	0	
324	Dapeng Bay National Scenic Area	0	
325	Kenting Sea Pool	2	0.1%
326	Liuqiu (Shiaoliuqiu)	0	
327	Sandimen	7	0.2%
328	Chuanfan Rock	4	0.1%
329	Hengchun Ancient City	0	
330	Jiaosi	9	0.2%
331	Tung Shan Science Area	0	
332	Taipingshan Forest Recreation Area	0	
333	Suao Cold Springs	2	0.1%
334	Wufengqi Scenic Area	1	0.0%
335	Guishan Island (Turtle Island)	0	
336	Fushan Botanical Garden	0	
337	Toucheng Recreation Farm	2	0.1%
338	Nanfangao	4	0.1%
339	Taipingshan National Forest Recreation Area	0	
340	Toucheng Sea Pool	0	

d2f: D2.1. What tourist spots have you visited on this trip?

Value	Label	Cases	Percentage
341	Chilan Forest Playground	0	
342	Caoling Historic Trail	0	
343	Wushih Harbor	0	
344	Da River (Daxi) Honeymoon Bay	0	
345	National Center for Traditional Arts	3	0.1%
346	Lanyang Museum	0	
350	Taroko, Tienhsiang	20	0.5%
351	Hualien Farglory Ocean Park	1	0.0%
352	Qixing Lake (Qixingtian)	16	0.4%
353	Amis Cultural Village	0	
354	Liyu (Carp) Lake	0	
355	Shin Kong Chao Feng Ranch & Resort	0	
356	Ruisui Hongye Springs	2	0.1%
357	Xiuguluan River Rafting Area	0	
358	Wenshan Springs	0	
360	National DongHua University	0	
361	Hualien Seaside Park	0	
362	Whale and Dolphine Watching Tour along East Coast	1	0.0%
363	Hualien Sugar Factory	0	
364	Shitiping	0	
365	Hualien Tzuchi	1	0.0%
366	Mataian Wetland Ecological Park	0	
367	Liushidan Mountain	0	
370	Chihpen	2	0.1%
371	Sanxiantai (Terrace of the Three Immortals)	1	0.0%
372	Lyudao (Green Island)	1	0.0%
373	Baxian Cave (Baxiandong)	0	
374	Xiaoyeliu (Jialulan)	0	
375	Beinan Cultural Park	1	0.0%
376	Guanshan Water Park	2	0.1%
377	Chulu Pasture	0	
378	Taitung Veterans Farm	1	0.0%
379	Lanyu (Orchid Island)	0	
380	National Museum of Prehistory	1	0.0%
381	Chengkong Harbor	0	
382	Water Running Up	1	0.0%
383	Dulan Mountain	0	
385	Penghu National Scenic Area	0	
386	Jibei Island	0	
387	Qimei Island	0	
390	Cihu (Kinmen)	0	
391	Kinmen National Park	0	
392	Taoshan	0	
393	Guniungtou War Museum	0	
394	Kinmen Folk Culture Village	0	

d2f: D2.1. What tourist spots have you visited on this trip?

Value	Label	Cases	Percentage
395	Juguang Tower	0	
396	Taiwu Mountain	0	
397	Kinmen Liquor Factory	0	
398	Wujiang River Estuary	0	
399	Sun Yat-sen Memorial Forest	0	
405	Qinbi Village	0	
406	Bishan Sightseeing Platform	0	
801	Shilin Night Market	44	1.2%
802	Huaxi Street (Snake Alley) Night Market	12	0.3%
803	Raohe Street Night Market	17	0.5%
804	Shida Night Market	28	0.8%
805	Linjiang St. Night Market	0	
806	Gongguan Night Market	2	0.1%
807	Dihua Street Night Market	0	
808	Ninxia Night Market	12	0.3%
809	Nanjichang Night Market	0	
810	Jingmei Night Market	1	0.0%
811	Liaoning Street Night Market	0	
812	Yansan Night Market	0	
813	Other Night Markets in Taipei City	0	
815	Lehua Night Market	0	
816	Banciao Nanya Night Market	0	
817	Sinjhuang Night Market	0	
818	Jhonghe Singnan Night Market	0	
819	Fuda Garden Night Market	1	0.0%
820	Other Night Markets in New Taipei City	1	0.0%
825	Miaoko Night Market	4	0.1%
826	Other Night Markets in Keelung City	0	
830	Jhongli Sinmin Night Market	3	0.1%
831	Taoyuan Tourist Night Market	0	
832	Other Night Markets in Taoyuan County	0	
834	Chenghuang Temple Night Market	0	
835	Other Night Markets in Hsinchu City	0	
838	Other Night Markets in Hsinchu County	0	
840	Other Night Markets in Miaoli County	0	
843	Fongjia Night Market	3	0.1%
844	Jhonghua Night Market	0	
845	Yizhong Street Night Market	7	0.2%
846	Other Night Markets in Taichung City	0	
849	Other Night Market in Nantou County	0	
851	Other Night Markets in Changhua County	0	
853	Other Night Markets in Yunlin County	0	
855	Wenhua Rd. Night Market	0	
856	Other Night Markets in Chiayi City	0	
858	Other Night Markets in Chiayi County	0	

# d2f: D2.1. What tourist spots have you visited on this trip?			
Value	Label	Cases	Percentage
860	Siaobei Night Market	0	
861	Huayuan Night Market in Tainan City	0	
862	Other Night Markets in Tainan City	1	0.0%
863	Other Night Markets in Tainan City	0	
865	Liuhe Night Market	9	0.2%
866	Sinsing Night Market	0	
867	Rueifong Night Market	1	0.0%
868	Jin-Zuan Night Market	0	
869	Kaisyuan Night Market	1	0.0%
870	Other Night Markets in Kaohsiung City	1	0.0%
871	Minzu Rd. Night Market	0	
872	Other Night Markets in Pingtung County	0	
874	Luodong Night Market	2	0.1%
875	Other Night Markets in Yilan County	0	
877	Nanbin Night Market	0	
878	Ziqiang Night Market	1	0.0%
879	Huayuan Night Market in Hualien County	0	
880	Other Night Markets in Taitung County	0	
883	Other Night Markets in Penghu County	0	
885	Other Night Markets in Kinmen County	0	
Sysmiss		2343	
Warning: these figures indicate the number of cases found in the data file. They cannot be interpreted as summary statistics of the population of interest.			
# d2g: D2.1. What tourist spots have you visited on this trip?			
Information	[Type= discrete] [Format=numeric] [Range= 1-885] [Missing=*]		
Statistics [NW/ W]	[Valid=3256 /-] [Invalid=2778 /-]		
Value	Label	Cases	Percentage
1	Taipei 101	39	1.2%
2	National Palace Museum	29	0.9%
3	Chiang Kaishek Memorial Hall	79	2.4%
4	Xinyi Shopping Distric	28	0.9%
5	Xiemending	117	3.6%
6	Taipe Martyr's Shrine	7	0.2%
7	The Estern Distristic of Taipei	16	0.5%
8	Long Shan Temple	56	1.7%
9	Yangmingshan National Park	18	0.6%
10	Beitou	30	0.9%
11	Taipei main station shopping area	22	0.7%
12	Office of the President Republic of China (Taiwan)	226	6.9%
13	Mucha Maokong	16	0.5%
14	Taipei Zoo	17	0.5%
15	Taipei Matro Mall	13	0.4%
16	Wufenpu Fashion Area	22	0.7%
17	Miramar Ferris wheel	19	0.6%
18	Sun yatsen Memorail Hall	184	5.7%

d2g: D2.1. What tourist spots have you visited on this trip?

Value	Label	Cases	Percentage
19	Hsing Tian Kong (Xingtian Temple)	25	0.8%
20	Guanghua 3C Mall	0	
21	Taipei Fine Art Museum	1	0.0%
22	Yuanshan	10	0.3%
23	Taipei Confucius Temple	2	0.1%
24	Chiang Kaishek's Shihlin Residence	355	10.9%
25	the Redhouse theater	0	
26	Tianmu	4	0.1%
27	Dalongdong Baoan Temple	1	0.0%
28	228 Peace Memorial Park	2	0.1%
29	SPOT Taipei Film House	1	0.0%
30	National Museum of History	1	0.0%
31	Museum of Contemporary Art, Taipei	0	
32	Jianguo Flower and Jade Market	1	0.0%
33	Taipei Children's Recreation Center	0	
34	Taipei Children's Museum of Transportation and Communication	0	
35	Taiwan Handcraft Promotion Center	0	
36	Shung Ye Museum of Formosan Aborigines	0	
37	Miniatures Museum of Taiwan	0	
38	Haujiang Waterfowl Nature Park	0	
40	Chinese Culture and Movie Center	0	
41	Taipei Botanical Garden	1	0.0%
42	Taipei Astronomical Museum	0	
43	Lin An Tai Historical House & Museum	0	
45	Dahu Park	1	0.0%
47	Postal Museum	0	
48	Militray Heros Hotel	0	
49	Nangang Economic and Commercial Park	1	0.0%
50	Taipei Flora Expo	1	0.0%
51	Huashan 1914 Creative Park	0	
52	Yongkang Street Commercial District	17	0.5%
53	Taipei Arena	2	0.1%
54	Songshan Cultural and Creative Park	0	
55	Stripping Laos	0	
56	Xiangshan	0	
57	Daan Forest Park	2	0.1%
65	Jou Fen	169	5.2%
66	Tamsui, Fort San Domingo, Old Street and Fishermen's Wharf	151	4.6%
67	Yehliu	354	10.9%
68	Jinguashi	6	0.2%
69	Wulai	6	0.2%
70	Yuanwangkeng Park	0	
71	Shihsanhang Museum of Archaeology	6	0.2%
72	Shenkeng Old Street	9	0.3%
73	Dharma Drum Mountain(Jinshan)	2	0.1%

d2g: D2.1. What tourist spots have you visited on this trip?

Value	Label	Cases	Percentage
74	Butian lake	1	0.0%
75	Shifen Waterfall	44	1.4%
76	Yingge Ceramics Museum	0	
77	Pinxi	32	1.0%
78	Yingge	0	
79	Sanxia	2	0.1%
80	Ocean World	0	
81	Juming Museum	1	0.0%
82	Pinlin	0	
83	Yun hsien Resort	0	
84	Tianlu Art Center	0	
85	Sanzhi	0	
86	The Lin Family Mansion and Garden	0	
87	Fulong beach	1	0.0%
88	Linkou	0	
89	Baisha Bay	0	
90	Bitou Cape Park	0	
92	Formosa Fun Coast	1	0.0%
93	Guanyinshan	0	
94	coastline park	0	
95	Qing Shui Zu shi temple	0	
96	Naptune park	0	
97	Green Bay	0	
98	Longdong South Ocean Park	0	
99	Temple of Eighteen Deities	0	
100	Teresa Teng Memorail Park (Yun Garden)	0	
103	GuanDu	0	
104	Sandiaoiao Cape Lighthouse	0	
105	Jingtong	14	0.4%
106	Houtong	6	0.2%
110	The Northeast Coastal Scienic Area	2	0.1%
111	Bisha Fishery Harbor	0	
112	Keelung Port	0	
113	Jhongjhrng Park	0	
114	Badouzih Coastal Park	0	
115	Hoping Island Coastal Park	0	
116	Valentine Lake Park	0	
117	Ershawan Gun Emplacement	0	
118	Dawulun Gun Emplacement	0	
125	Window On China Theme Park	0	
126	Dashi	5	0.2%
127	Shihmen Reservoir	1	0.0%
128	Cihu	66	2.0%
129	Zhongli	0	
130	Chung Cheng Aviation Museum	0	

d2g: D2.1. What tourist spots have you visited on this trip?

Value	Label	Cases	Percentage
131	Lala Mountain	0	
132	TaiMall	0	
135	Hsinchu Science Park	0	
136	Nanliao Fishery Harbor	0	
137	Ku Chi Peak	0	
138	Glass Museum	1	0.0%
145	Leofoo Village Theme Park	3	0.1%
146	Neiwan	1	0.0%
147	Beipu	0	
148	Daba Peak	0	
149	Little DingDong Science Theme Park	0	
150	Taian hot Springs	1	0.0%
151	Hwataoyao	0	
160	Sanyi Wood Sculpture Museum	0	
161	Lion's Head Mountain	0	
162	Tongxiao Beach Resort	0	
163	West Lake Resortopia	0	
164	Qiding beach resort	0	
165	Flying Cow Ranch	1	0.0%
166	Dahu(Shei-pa National Park)	1	0.0%
167	Nanzhuang	0	
170	National Museum of Natural Scinece	2	0.1%
171	Encore Garden	0	
172	Tungshan Amusement Park	0	
173	National Taiwan Museum of Fine Arts	1	0.0%
174	Xinsh	1	0.0%
175	Lihpao Land(Yamay Kingdom)	0	
176	Li shan (Pear Mountain)	0	
177	Dasyueshan	0	
178	Wuling National Forest Recreation Area	1	0.0%
179	Tiehchenshan Mountain Recreation Area	0	
180	Daan Beach	0	
181	Taichung County Gaomei Wetlands Wildlife Refuge	3	0.1%
182	Metropolitan Park	0	
183	Dajia	0	
185	Sun Moon Lake	281	8.6%
186	Formosan Aboriginal Culture Village	14	0.4%
187	Cingjing Farm	20	0.6%
188	Xitou	5	0.2%
189	ChungTai Chan Monastery	92	2.8%
190	Jiji	0	
191	Puli	4	0.1%
192	Sing Ling Temple	0	
193	Yushan National Park	1	0.0%
194	Puli Distillery	1	0.0%

d2g: D2.1. What tourist spots have you visited on this trip?

Value	Label	Cases	Percentage
195	Earthquake Museum of Taiwan	0	
196	Guguan	0	
197	Hehuanshan	2	0.1%
198	Sunlinksea	0	
199	Phoenix Valley Bird Park	0	
200	Checheng train station	0	
201	Wushe Scenic Area Recreation Area	0	
202	Shoutian Temple	0	
203	Dongpu Springs	0	
204	Aowanda National Forest Recreation Area	0	
205	Hehuanshan National Forest Recreation Area	0	
206	Lushan Hot Springs	0	
207	Guangxing Paper Factory	0	
208	Tenshing Kiln Ceramics Cultural Park	0	
215	Lugang Mazu Temple	0	
216	Lugang Folk Arts Museum	2	0.1%
217	Lugang Longshan Temple	0	
218	Baguashan	1	0.0%
219	Taiwan Folk Village	0	
220	Confucius Temple (Changhua)	0	
221	Lugang traditional snacks	0	
222	Lugang Old Street	1	0.0%
225	Janfusun Fancyworld Theme Park	1	0.0%
226	Beigang Chaotien Temple	0	
227	Caoling	0	
235	Alishan	78	2.4%
236	Fenqihu	0	
237	Chiayis Farm	0	
238	Dongshih Fishery Harbor	0	
240	Old Fort of Anping (Fort Zeelandia)	10	0.3%
241	Chihkan Tower	15	0.5%
242	Confucius Temple (Tainan)	6	0.2%
243	Koxinga Shrine (Yanping Junwang Temple)	4	0.1%
244	Anping Port National Historical Scenic Area	0	
245	Eternal Fortress	1	0.0%
246	Datianhou Temple (Tainan Grand Matsu Temple)	1	0.0%
247	Luermen Tianhou temple	0	
248	Xishu Golden Beach	0	
249	Official God of War Temple (Sacrificial Rites Martial Temple)	0	
250	Wufei Temple (Five Consorts Temple)	0	
251	Sicao Dazhong Temple and Gun Emplacement	0	
252	Southern Taiwan Science Park	0	
260	Guanziling	0	
261	Qigu Birdseeing	1	0.0%
262	Wushantou Reservoir Scenic Area	0	

d2g: D2.1. What tourist spots have you visited on this trip?

Value	Label	Cases	Percentage
263	Tsengwen Reservoir Scenic Area	1	0.0%
264	Dakeng Recreation Farm	0	
265	Tsou-Ma-Lai Farm	2	0.1%
270	Love River	37	1.1%
271	Xizi Bay	43	1.3%
272	Lotus Lake	13	0.4%
273	Qijin Seaside Park	6	0.2%
274	Shou Shan(Shou Shan Zoo)	4	0.1%
275	Dragon and Tiger Pagodas	3	0.1%
276	Urban Spotlight	0	
277	Kaohsiung 85 Building	0	
278	Spring and Autumn Pavilions	1	0.0%
279	Confucius Temple (Kaohsiung)	0	
280	Kaohsiung Port	2	0.1%
281	Blue Lagoon Water Theme Park	0	
282	Kaohsiung Museum of History	0	
283	Chijin Mazu Temple	0	
284	National Science and Technology Museum	0	
285	Kaohsiung Museum of Fine Arts	0	
286	Dream Mall	9	0.3%
287	New Juejiang Shopping Area	4	0.1%
288	Gushan Ferry Station	0	
289	Central Park (Kaohsiung)	0	
290	Former British Consulate	2	0.1%
291	Teresa Teng Memorial Hall	2	0.1%
292	EDA World	6	0.2%
293	Pier-2 Art Cneter	0	
294	Fo Kuang Shan	2	0.1%
295	Cheng Ching Lake	6	0.2%
296	Meinong Hakka Cultural Village	4	0.1%
297	Baolai and Bulao Springs	1	0.0%
298	Maolin National Scenic Area	0	
299	Liugui Service Area	0	
300	Jiaxian	0	
301	Meishan Visitor Center	0	
302	Kaohsiung Farm	0	
303	Tengzhi National Forest Recreation Area	0	
304	Shihba Luohan Shan	0	
305	Sandimen	0	
306	Saijia Service Area (Saijia Aviation Park)	0	
314	Houbihu	3	0.1%
315	Kenting National Park	32	1.0%
317	National Museum of Marine Biology and Aquarium	3	0.1%
319	Maubitou Park	1	0.0%
320	Sichongxi	2	0.1%

d2g: D2.1. What tourist spots have you visited on this trip?

Value	Label	Cases	Percentage
321	Jialeshuei Scenic Area	0	
322	Kenting Space Port	1	0.0%
323	Nanwan Beach Recreation Area	1	0.0%
324	Dapeng Bay National Scenic Area	0	
325	Kenting Sea Pool	1	0.0%
326	Liuqiu (Shiaoliuqiu)	1	0.0%
327	Sandimen	1	0.0%
328	Chuanfan Rock	5	0.2%
329	Hengchun Ancient City	0	
330	Jiaosi	19	0.6%
331	Tung Shan Science Area	0	
332	Taipingshan Forest Recreation Area	0	
333	Suao Cold Springs	0	
334	Wufengqi Scenic Area	0	
335	Guishan Island (Turtle Island)	0	
336	Fushan Botanical Garden	0	
337	Toucheng Recreation Farm	0	
338	Nanfangao	1	0.0%
339	Taipingshan National Forest Recreation Area	0	
340	Toucheng Sea Pool	0	
341	Chilan Forest Playground	0	
342	Caoling Historic Trail	0	
343	Wushih Harbor	0	
344	Da River (Daxi) Honeymoon Bay	0	
345	National Center for Traditional Arts	3	0.1%
346	Lanyang Museum	1	0.0%
350	Taroko, Tienhsiang	28	0.9%
351	Hualien Farglory Ocean Park	2	0.1%
352	Qixing Lake (Qixingtian)	15	0.5%
353	Amis Cultural Village	0	
354	Liyu (Carp) Lake	0	
355	Shin Kong Chao Feng Ranch & Resort	1	0.0%
356	Ruisui Hongye Springs	0	
357	Xiuguluan River Rafting Area	0	
358	Wenshan Springs	0	
360	National DongHua University	0	
361	Hualien Seaside Park	0	
362	Whale and Dolphine Watching Tour along East Coast	0	
363	Hualien Sugar Factory	0	
364	Shitiping	0	
365	Hualien Tzuchi	0	
366	Mataian Wetland Ecological Park	0	
367	Liushidan Mountain	0	
370	Chihpen	5	0.2%
371	Sanxiantai (Terrace of the Three Immortals)	4	0.1%

d2g: D2.1. What tourist spots have you visited on this trip?

Value	Label	Cases	Percentage
372	Lyudao (Green Island)	0	
373	Baxian Cave (Baxiandong)	1	0.0%
374	Xiaoyeliu (Jialulan)	0	
375	Beinan Cultural Park	0	
376	Guanshan Water Park	1	0.0%
377	Chulu Pasture	0	
378	Taitung Veterans Farm	0	
379	Lanyu (Orchid Island)	0	
380	National Museum of Prehistory	0	
381	Chengkong Harbor	0	
382	Water Running Up	1	0.0%
383	Dulan Mountain	0	
385	Penghu National Scenic Area	1	0.0%
386	Jibei Island	0	
387	Qimei Island	0	
390	Cihu (Kinmen)	0	
391	Kinmen National Park	0	
392	Taoshan	0	
393	Guniungtou War Museum	0	
394	Kinmen Folk Culture Village	0	
395	Juguang Tower	0	
396	Taiwu Mountain	0	
397	Kinmen Liquor Factory	0	
398	Wujiang River Estuary	0	
399	Sun Yat-sen Memorial Forest	0	
405	Qinbi Village	0	
406	Bishan Sightseeing Platform	0	
801	Shilin Night Market	65	2.0%
802	Huaxi Street (Snake Alley) Night Market	7	0.2%
803	Raohe Street Night Market	18	0.6%
804	Shida Night Market	29	0.9%
805	Linjiang St. Night Market	1	0.0%
806	Gongguan Night Market	2	0.1%
807	Dihua Street Night Market	1	0.0%
808	Ninxia Night Market	15	0.5%
809	Nanjichang Night Market	0	
810	Jingmei Night Market	0	
811	Liaoning Street Night Market	0	
812	Yansan Night Market	0	
813	Other Night Markets in Taipei City	2	0.1%
815	Lehua Night Market	0	
816	Banciao Nanya Night Market	1	0.0%
817	Sinjhuang Night Market	0	
818	Jhonghe Singnan Night Market	0	
819	Fuda Garden Night Market	0	

# d2g: D2.1. What tourist spots have you visited on this trip?			
Value	Label	Cases	Percentage
820	Other Night Markets in New Taipei City	0	
825	Miaoko Night Market	8	0.2%
826	Other Night Markets in Keelung City	0	
830	Jhongli Sinmin Night Market	0	
831	Taoyuan Tourist Night Market	0	
832	Other Night Markets in Taoyuan County	0	
834	Chenghuang Temple Night Market	0	
835	Other Night Markets in Hsinchu City	0	
838	Other Night Markets in Hsinchu County	0	
840	Other Night Markets in Miaoli County	0	
843	Fongjia Night Market	3	0.1%
844	Jhonghua Night Market	0	
845	Yizhong Street Night Market	1	0.0%
846	Other Night Markets in Taichung City	1	0.0%
849	Other Night Market in Nantou County	0	
851	Other Night Markets in Changhua County	0	
853	Other Night Markets in Yunlin County	0	
855	Wenhua Rd. Night Market	0	
856	Other Night Markets in Chiayi City	0	
858	Other Night Markets in Chiayi County	0	
860	Siaobei Night Market	0	
861	Huayuan Night Market in Tainan City	3	0.1%
862	Other Night Markets in Tainan City	0	
863	Other Night Markets in Tainan City	0	
865	Liuhe Night Market	6	0.2%
866	Sinsing Night Market	0	
867	Rueifong Night Market	1	0.0%
868	Jin-Zuan Night Market	0	
869	Kaisyuan Night Market	1	0.0%
870	Other Night Markets in Kaohsiung City	0	
871	Minzu Rd. Night Market	0	
872	Other Night Markets in Pingtung County	1	0.0%
874	Luodong Night Market	3	0.1%
875	Other Night Markets in Yilan County	0	
877	Nanbin Night Market	0	
878	Ziqiang Night Market	3	0.1%
879	Huayuan Night Market in Hualien County	0	
880	Other Night Markets in Taitung County	0	
883	Other Night Markets in Penghu County	0	
885	Other Night Markets in Kinmen County	0	
Sysmiss		2778	
Warning: these figures indicate the number of cases found in the data file. They cannot be interpreted as summary statistics of the population of interest.			
# d2h: D2.1. What tourist spots have you visited on this trip?			
Information	[Type= discrete] [Format=numeric] [Range= 1-885] [Missing=*]		
Statistics [NW/ W]	[Valid=2862 /-] [Invalid=3172 /-]		

d2h: D2.1. What tourist spots have you visited on this trip?

Value	Label	Cases	Percentage
1	Taipei 101	29	1.0%
2	National Palace Museum	23	0.8%
3	Chiang Kaishek Memorial Hall	41	1.4%
4	Xinyi Shopping Distric	29	1.0%
5	Xiemending	70	2.4%
6	Taipe Martyr's Shrine	7	0.2%
7	The Estern Distristic of Taipei	14	0.5%
8	Long Shan Temple	15	0.5%
9	Yangmingshan National Park	11	0.4%
10	Beitou	41	1.4%
11	Taipei main station shopping area	13	0.5%
12	Office of the President Republic of China (Taiwan)	52	1.8%
13	Mucha Maokong	12	0.4%
14	Taipei Zoo	15	0.5%
15	Taipei Matro Mall	7	0.2%
16	Wufenpu Fashion Area	12	0.4%
17	Miramar Ferris wheel	8	0.3%
18	Sun yatsen Memorail Hall	42	1.5%
19	Hsing Tian Kong (Xingtian Temple)	12	0.4%
20	Guanghua 3C Mall	1	0.0%
21	Taipei Fine Art Museum	1	0.0%
22	Yuanshan	8	0.3%
23	Taipei Confucius Temple	1	0.0%
24	Chiang Kaishek's Shihlin Residence	223	7.8%
25	the Redhouse theater	0	
26	Tianmu	0	
27	Dalongdong Baoan Temple	0	
28	228 Peace Memorial Park	2	0.1%
29	SPOT Taipei Film House	0	
30	National Museum of History	0	
31	Museum of Contemporary Art, Taipei	1	0.0%
32	Jianguo Flower and Jade Market	1	0.0%
33	Taipei Children's Recreation Center	0	
34	Taipei Children's Museum of Transportation and Communication	0	
35	Taiwan Handcraft Promotion Center	0	
36	Shung Ye Museum of Formosan Aborigines	0	
37	Miniatures Museum of Taiwan	0	
38	Haujiang Waterfowl Nature Park	0	
40	Chinese Culture and Movie Center	0	
41	Taipei Botanical Garden	0	
42	Taipei Astronomical Museum	0	
43	Lin An Tai Historical House & Museum	0	
45	Dahu Park	1	0.0%
47	Postal Museum	0	
48	Militray Heros Hotel	0	

d2h: D2.1. What tourist spots have you visited on this trip?

Value	Label	Cases	Percentage
49	Nangang Economic and Commercial Park	1	0.0%
50	Taipei Flora Expo	2	0.1%
51	Huashan 1914 Creative Park	1	0.0%
52	Yongkang Street Commercial District	22	0.8%
53	Taipei Arena	0	
54	Songshan Cultural and Creative Park	2	0.1%
55	Stripping Laos	0	
56	Xiangshan	0	
57	Daan Forest Park	0	
65	Jou Fen	129	4.5%
66	Tamsui, Fort San Domingo, Old Street and Fishermen's Wharf	107	3.7%
67	Yehliu	335	11.7%
68	Jinguashi	5	0.2%
69	Wulai	2	0.1%
70	Yuanwangkeng Park	0	
71	Shihsanhang Museum of Archaeology	9	0.3%
72	Shenkeng Old Street	8	0.3%
73	Dharma Drum Mountain(Jinshan)	1	0.0%
74	Butian lake	0	
75	Shifen Waterfall	27	0.9%
76	Yingge Ceramics Museum	0	
77	Pinxi	15	0.5%
78	Yingge	0	
79	Sanxia	0	
80	Ocean World	0	
81	Juming Museum	2	0.1%
82	Pinlin	1	0.0%
83	Yun hsien Resort	0	
84	Tianlu Art Center	3	0.1%
85	Sanzhi	0	
86	The Lin Family Mansion and Garden	0	
87	Fulong beach	1	0.0%
88	Linkou	0	
89	Baisha Bay	0	
90	Bitou Cape Park	0	
92	Formosa Fun Coast	0	
93	Guanyinshan	0	
94	coastline park	0	
95	Qing Shui Zu shi temple	0	
96	Naptune park	0	
97	Green Bay	0	
98	Longdong South Ocean Park	1	0.0%
99	Temple of Eighteen Deities	0	
100	Teresa Teng Memorail Park (Yun Garden)	1	0.0%
103	GuanDu	0	

d2h: D2.1. What tourist spots have you visited on this trip?

Value	Label	Cases	Percentage
104	Sandiaojiao Cape Lighthouse	0	
105	Jingtong	15	<div><div></div></div> 0.5%
106	Houtong	3	<div><div></div></div> 0.1%
110	The Northeast Coastal Scenic Area	1	<div><div></div></div> 0.0%
111	Bisha Fishery Harbor	0	
112	Keelung Port	1	<div><div></div></div> 0.0%
113	Jhongjhrng Park	0	
114	Badouzi Coastal Park	0	
115	Hoping Island Coastal Park	2	<div><div></div></div> 0.1%
116	Valentine Lake Park	0	
117	Ershawan Gun Emplacement	0	
118	Dawulun Gun Emplacement	0	
125	Window On China Theme Park	0	
126	Dashi	5	<div><div></div></div> 0.2%
127	Shihmen Reservoir	1	<div><div></div></div> 0.0%
128	Cihu	78	<div><div></div></div> 2.7%
129	Zhongli	0	
130	Chung Cheng Aviation Museum	1	<div><div></div></div> 0.0%
131	Lala Mountain	0	
132	TaiMall	0	
135	Hsinchu Science Park	0	
136	Nanliao Fishery Harbor	1	<div><div></div></div> 0.0%
137	Ku Chi Peak	0	
138	Glass Museum	0	
145	Leofoo Village Theme Park	7	<div><div></div></div> 0.2%
146	Neiwan	0	
147	Beipu	1	<div><div></div></div> 0.0%
148	Daba Peak	0	
149	Little DingDong Science Theme Park	1	<div><div></div></div> 0.0%
150	Taian hot Springs	0	
151	Hwataoyao	0	
160	Sanyi Wood Sculpture Museum	1	<div><div></div></div> 0.0%
161	Lion's Head Mountain	0	
162	Tongxiao Beach Resort	0	
163	West Lake Resortopia	0	
164	Qiding beach resort	0	
165	Flying Cow Ranch	0	
166	Dahu(Shei-pa National Park)	0	
167	Nanzhuang	0	
170	National Museum of Natural Scinece	1	<div><div></div></div> 0.0%
171	Encore Garden	0	
172	Tungshan Amusement Park	0	
173	National Taiwan Museum of Fine Arts	0	
174	Xinsh	0	
175	Lihpao Land(Yamay Kingdom)	0	

d2h: D2.1. What tourist spots have you visited on this trip?

Value	Label	Cases	Percentage
176	Li shan (Pear Mountain)	0	
177	Dasyueshan	0	
178	Wuling National Forest Recreation Area	0	
179	Tiehchenshan Mountain Recreation Area	0	
180	Daan Beach	0	
181	Taichung County Gaomei Wetlands Wildlife Refuge	0	
182	Metropolitan Park	1	0.0%
183	Dajia	0	
185	Sun Moon Lake	361	12.6%
186	Formosan Aboriginal Culture Village	17	0.6%
187	Cingjing Farm	19	0.7%
188	Xitou	8	0.3%
189	ChungTai Chan Monastery	211	7.4%
190	Jiji	0	
191	Puli	2	0.1%
192	Sing Ling Temple	0	
193	Yushan National Park	0	
194	Puli Distillery	1	0.0%
195	Earthquake Museum of Taiwan	0	
196	Guguan	3	0.1%
197	Hehuanshan	1	0.0%
198	Sunlinksea	0	
199	Phoenix Valley Bird Park	0	
200	Checheng train station	0	
201	Wushe Scenic Area Recreation Area	0	
202	Shoutian Temple	0	
203	Dongpu Springs	0	
204	Aowanda National Forest Recreation Area	0	
205	Hehuanshan National Forest Recreation Area	0	
206	Lushan Hot Springs	0	
207	Guangxing Paper Factory	0	
208	Tenshing Kiln Ceramics Cultural Park	0	
215	Lugang Mazu Temple	3	0.1%
216	Lugang Folk Arts Museum	0	
217	Lugang Longshan Temple	1	0.0%
218	Baguashan	0	
219	Taiwan Folk Village	0	
220	Confucius Temple (Changhua)	0	
221	Lugang trandtional snacks	0	
222	Lugang Old Street	3	0.1%
225	Janfusun Fancyworld Theme Park	2	0.1%
226	Beigang Chaotien Temple	2	0.1%
227	Caoling	0	
235	Alishan	146	5.1%
236	Fenqihu	1	0.0%

d2h: D2.1. What tourist spots have you visited on this trip?

Value	Label	Cases	Percentage
237	Chiayis Farm	0	
238	Dongshih Fishery Harbor	0	
240	Old Fort of Anping (Fort Zeelandia)	19	0.7%
241	Chihkan Tower	12	0.4%
242	Confucius Temple (Tainan)	7	0.2%
243	Koxinga Shrine (Yanping Junwang Temple)	4	0.1%
244	Anping Port National Historical Scenic Area	4	0.1%
245	Eternal Fortress	2	0.1%
246	Datianhou Temple (Tainan Grand Matsu Temple)	0	
247	Luermen Tianhou temple	0	
248	Xishu Golden Beach	0	
249	Official God of War Temple (Sacrificial Rites Martial Temple	0	
250	Wufei Temple (Five Consorts Temple)	1	0.0%
251	Sicao Dazhong Temple and Gun Emplacement	0	
252	Southern Taiwan Science Park	0	
260	Guanziling	1	0.0%
261	Qigu Birdseeing	1	0.0%
262	Wushantou Reservoir Scenic Area	0	
263	Tsengwen Reservoir Scenic Area	0	
264	Dakeng Recreation Farm	1	0.0%
265	Tsou-Ma-Lai Farm	0	
270	Love River	65	2.3%
271	Xizi Bay	66	2.3%
272	Lotus Lake	16	0.6%
273	Qijin Seaside Park	12	0.4%
274	Shou Shan(Shou Shan Zoo)	3	0.1%
275	Dragon and Tiger Pagodas	4	0.1%
276	Urban Spotlight	1	0.0%
277	Kaohsiung 85 Building	4	0.1%
278	Spring and Autumn Pavilions	1	0.0%
279	Confucius Temple (Kaohsiung)	0	
280	Kaohsiung Port	3	0.1%
281	Blue Lagoon Water Theme Park	0	
282	Kaohsiung Museum of History	0	
283	Chijin Mazu Temple	0	
284	National Science and Technology Museum	0	
285	Kaohsiung Museum of Fine Arts	1	0.0%
286	Dream Mall	9	0.3%
287	New Juejiang Shopping Area	2	0.1%
288	Gushan Ferry Station	0	
289	Central Park (Kaohsiung)	0	
290	Former British Consulate	0	
291	Teresa Teng Memorial Hall	4	0.1%
292	EDA World	3	0.1%
293	Pier-2 Art Cneter	0	

d2h: D2.1. What tourist spots have you visited on this trip?

Value	Label	Cases	Percentage
294	Fo Kuang Shan	1	0.0%
295	Cheng Ching Lake	8	0.3%
296	Meinong Hakka Cultural Village	5	0.2%
297	Baolai and Bulao Springs	3	0.1%
298	Maolin National Scenic Area	0	
299	Liugui Service Area	0	
300	Jiaxian	0	
301	Meishan Visitor Center	0	
302	Kaohsiung Farm	0	
303	Tengzhi National Forest Recreation Area	0	
304	Shihba Luohan Shan	0	
305	Sandimen	0	
306	Saijia Service Area (Saijia Aviation Park)	0	
314	Houbihu	0	
315	Kenting National Park	49	1.7%
317	National Museum of Marine Biology and Aquarium	1	0.0%
319	Maubitou Park	0	
320	Sichongxi	0	
321	Jialeshuei Scenic Area	0	
322	Kenting Space Port	1	0.0%
323	Nanwan Beach Recreation Area	1	0.0%
324	Dapeng Bay National Scenic Area	0	
325	Kenting Sea Pool	0	
326	Liuqiu (Shiaoliuqiu)	0	
327	Sandimen	2	0.1%
328	Chuanfan Rock	14	0.5%
329	Hengchun Ancient City	0	
330	Jiaosi	17	0.6%
331	Tung Shan Science Area	0	
332	Taipingshan Forest Recreation Area	0	
333	Suao Cold Springs	2	0.1%
334	Wufengqi Scenic Area	1	0.0%
335	Guishan Island (Turtle Island)	0	
336	Fushan Botanical Garden	0	
337	Toucheng Recreation Farm	2	0.1%
338	Nanfangao	2	0.1%
339	Taipingshan National Forest Recreation Area	0	
340	Toucheng Sea Pool	0	
341	Chilan Forest Playground	0	
342	Caoling Historic Trail	0	
343	Wushih Harbor	0	
344	Da River (Daxi) Honeymoon Bay	0	
345	National Center for Traditional Arts	5	0.2%
346	Lanyang Museum	0	
350	Taroko, Tienhsiang	26	0.9%

d2h: D2.1. What tourist spots have you visited on this trip?

Value	Label	Cases	Percentage
351	Hualien Farglory Ocean Park	0	
352	Qixing Lake (Qixingtang)	11	0.4%
353	Amis Cultural Village	0	
354	Liyu (Carp) Lake	0	
355	Shin Kong Chao Feng Ranch & Resort	0	
356	Ruisui Hongye Springs	0	
357	Xiuguluan River Rafting Area	0	
358	Wenshan Springs	0	
360	National DongHua University	0	
361	Hualien Seaside Park	0	
362	Whale and Dolphin Watching Tour along East Coast	1	0.0%
363	Hualien Sugar Factory	0	
364	Shitiping	1	0.0%
365	Hualien Tzuchi	0	
366	Mataian Wetland Ecological Park	0	
367	Liushidan Mountain	0	
370	Chihpen	0	
371	Sanxiantai (Terrace of the Three Immortals)	6	0.2%
372	Lyudao (Green Island)	1	0.0%
373	Baxian Cave (Baxiandong)	0	
374	Xiaoyeliu (Jialulan)	0	
375	Beinan Cultural Park	0	
376	Guanshan Water Park	3	0.1%
377	Chulu Pasture	0	
378	Taitung Veterans Farm	0	
379	Lanyu (Orchid Island)	1	0.0%
380	National Museum of Prehistory	0	
381	Chengkong Harbor	0	
382	Water Running Up	0	
383	Dulan Mountain	0	
385	Penghu National Scenic Area	2	0.1%
386	Jibei Island	0	
387	Qimei Island	0	
390	Cihu (Kinmen)	0	
391	Kinmen National Park	0	
392	Taoshan	0	
393	Guniungtou War Museum	0	
394	Kinmen Folk Culture Village	0	
395	Juguang Tower	0	
396	Taiwu Mountain	0	
397	Kinmen Liquor Factory	0	
398	Wujiang River Estuary	0	
399	Sun Yat-sen Memorial Forest	0	
405	Qinbi Village	0	
406	Bishan Sightseeing Platform	0	

d2h: D2.1. What tourist spots have you visited on this trip?

Value	Label	Cases	Percentage
801	Shilin Night Market	64	2.2%
802	Huaxi Street (Snake Alley) Night Market	14	0.5%
803	Raohe Street Night Market	25	0.9%
804	Shida Night Market	25	0.9%
805	Linjiang St. Night Market	4	0.1%
806	Gongguan Night Market	3	0.1%
807	Dihua Street Night Market	1	0.0%
808	Ninxia Night Market	10	0.3%
809	Nanjichang Night Market	0	
810	Jingmei Night Market	0	
811	Liaoning Street Night Market	0	
812	Yansan Night Market	0	
813	Other Night Markets in Taipei City	1	0.0%
815	Lehua Night Market	0	
816	Banciao Nanya Night Market	1	0.0%
817	Sinjhuang Night Market	0	
818	Jhonghe Singnan Night Market	0	
819	Fuda Garden Night Market	0	
820	Other Night Markets in New Taipei City	0	
825	Miaoko Night Market	7	0.2%
826	Other Night Markets in Keelung City	0	
830	Jhongli Sinmin Night Market	0	
831	Taoyuan Tourist Night Market	0	
832	Other Night Markets in Taoyuan County	0	
834	Chenghuang Temple Night Market	0	
835	Other Night Markets in Hsinchu City	0	
838	Other Night Markets in Hsinchu County	0	
840	Other Night Markets in Miaoli County	0	
843	Fongjia Night Market	2	0.1%
844	Jhonghua Night Market	0	
845	Yizhong Street Night Market	4	0.1%
846	Other Night Markets in Taichung City	0	
849	Other Night Market in Nantou County	0	
851	Other Night Markets in Changhua County	0	
853	Other Night Markets in Yunlin County	0	
855	Wenhua Rd. Night Market	0	
856	Other Night Markets in Chiayi City	0	
858	Other Night Markets in Chiayi County	0	
860	Siaobei Night Market	0	
861	Huayuan Night Market in Tainan City	2	0.1%
862	Other Night Markets in Tainan City	0	
863	Other Night Markets in Tainan City	0	
865	Liuhe Night Market	9	0.3%
866	Sinsing Night Market	0	
867	Rueifong Night Market	3	0.1%

# d2h: D2.1. What tourist spots have you visited on this trip?			
Value	Label	Cases	Percentage
868	Jin-Zuan Night Market	1	0.0%
869	Kaisyuan Night Market	0	
870	Other Night Markets in Kaohsiung City	0	
871	Minzu Rd. Night Market	0	
872	Other Night Markets in Pingtung County	0	
874	Luodong Night Market	4	0.1%
875	Other Night Markets in Yilan County	0	
877	Nanbin Night Market	0	
878	Ziqiang Night Market	2	0.1%
879	Huayuan Night Market in Hualien County	0	
880	Other Night Markets in Taitung County	0	
883	Other Night Markets in Penghu County	0	
885	Other Night Markets in Kinmen County	0	
Sysmiss		3172	
Warning: these figures indicate the number of cases found in the data file. They cannot be interpreted as summary statistics of the population of interest.			
# d2i: D2.1. What tourist spots have you visited on this trip?			
Information	[Type= discrete] [Format=numeric] [Range= 1-885] [Missing=*]		
Statistics [NW/ W]	[Valid=2526 /-] [Invalid=3508 /-]		
Value	Label	Cases	Percentage
1	Taipei 101	30	1.2%
2	National Palace Museum	14	0.6%
3	Chiang Kaishek Memorial Hall	21	0.8%
4	Xinyi Shopping Distric	16	0.6%
5	Xiemending	22	0.9%
6	Taipe Martyr's Shrine	1	0.0%
7	The Estern Distristic of Taipei	11	0.4%
8	Long Shan Temple	14	0.6%
9	Yangmingshan National Park	9	0.4%
10	Beitou	16	0.6%
11	Taipei main station shopping area	3	0.1%
12	Office of the President Republic of China (Taiwan)	16	0.6%
13	Mucha Maokong	8	0.3%
14	Taipei Zoo	8	0.3%
15	Taipei Matro Mall	4	0.2%
16	Wufenpu Fashion Area	9	0.4%
17	Miramar Ferris wheel	8	0.3%
18	Sun yatsen Memorail Hall	20	0.8%
19	Hsing Tian Kong (Xingtian Temple)	8	0.3%
20	Guanghua 3C Mall	0	
21	Taipei Fine Art Museum	1	0.0%
22	Yuanshan	8	0.3%
23	Taipei Confucius Temple	0	
24	Chiang Kaishek's Shihlin Residence	47	1.9%
25	the Redhouse theater	1	0.0%

d2i: D2.1. What tourist spots have you visited on this trip?

Value	Label	Cases	Percentage
26	Tianmu	1	0.0%
27	Dalongdong Baoan Temple	0	
28	228 Peace Memorial Park	1	0.0%
29	SPOT Taipei Film House	0	
30	National Museum of History	0	
31	Museum of Contemporary Art, Taipei	0	
32	Jianguo Flower and Jade Market	0	
33	Taipei Children's Recreation Center	0	
34	Taipei Children's Museum of Transportation and Communication	0	
35	Taiwan Handcraft Promotion Center	0	
36	Shung Ye Museum of Formosan Aborigines	0	
37	Miniatures Museum of Taiwan	2	0.1%
38	Haujiang Waterfowl Nature Park	0	
40	Chinese Culture and Movie Center	0	
41	Taipei Botanical Garden	0	
42	Taipei Astronomical Museum	0	
43	Lin An Tai Historical House & Museum	0	
45	Dahu Park	0	
47	Postal Museum	0	
48	Militray Heros Hotel	0	
49	Nangang Economic and Commercial Park	0	
50	Taipei Flora Expo	0	
51	Huashan 1914 Creative Park	1	0.0%
52	Yongkang Street Commercial District	19	0.8%
53	Taipei Arena	0	
54	Songshan Cultural and Creative Park	0	
55	Stripping Laos	1	0.0%
56	Xiangshan	0	
57	Daan Forest Park	0	
65	Jou Fen	90	3.6%
66	Tamsui, Fort San Domingo, Old Street and Fishermen's Wharf	76	3.0%
67	Yehliu	164	6.5%
68	Jinguashi	4	0.2%
69	Wulai	1	0.0%
70	Yuanwangkeng Park	0	
71	Shihsanhang Museum of Archaeology	5	0.2%
72	Shenkeng Old Street	9	0.4%
73	Dharma Drum Mountain(Jinshan)	1	0.0%
74	Butian lake	0	
75	Shifen Waterfall	19	0.8%
76	Yingge Ceramics Museum	0	
77	Pinxi	7	0.3%
78	Yingge	0	
79	Sanxia	0	
80	Ocean World	0	

d2i: D2.1. What tourist spots have you visited on this trip?

Value	Label	Cases	Percentage
81	Juming Museum	0	
82	Pinlin	0	
83	Yun hsien Resort	0	
84	Tianlu Art Center	3	0.1%
85	Sanzhi	0	
86	The Lin Family Mansion and Garden	1	0.0%
87	Fulong beach	0	
88	Linkou	1	0.0%
89	Baisha Bay	0	
90	Bitou Cape Park	0	
92	Formosa Fun Coast	0	
93	Guanyinshan	0	
94	coastline park	0	
95	Qing Shui Zu shi temple	0	
96	Naptune park	0	
97	Green Bay	0	
98	Longdong South Ocean Park	0	
99	Temple of Eighteen Deities	0	
100	Teresa Teng Memorail Park (Yun Garden)	0	
103	GuanDu	0	
104	Sandiaojiang Cape Lighthouse	0	
105	Jingtong	8	0.3%
106	Houtong	5	0.2%
110	The Northeast Coastal Scenic Area	2	0.1%
111	Bisha Fishery Harbor	0	
112	Keelung Port	3	0.1%
113	Jhongjhrng Park	1	0.0%
114	Badouzi Coastal Park	0	
115	Hoping Island Coastal Park	0	
116	Valentine Lake Park	0	
117	Ershawan Gun Emplacement	0	
118	Dawulun Gun Emplacement	0	
125	Window On China Theme Park	0	
126	Dashi	2	0.1%
127	Shihmen Reservoir	0	
128	Cihu	99	3.9%
129	Zhongli	0	
130	Chung Cheng Aviation Museum	0	
131	Lala Mountain	0	
132	TaiMall	0	
135	Hsinchu Science Park	0	
136	Nanliao Fishery Harbor	1	0.0%
137	Ku Chi Peak	0	
138	Glass Museum	0	
145	Leofoo Village Theme Park	8	0.3%

d2i: D2.1. What tourist spots have you visited on this trip?

Value	Label	Cases	Percentage
146	Neiwan	0	
147	Beipu	0	
148	Daba Peak	0	
149	Little DingDong Science Theme Park	0	
150	Taian hot Springs	1	0.0%
151	Hwataoyao	0	
160	Sanyi Wood Sculpture Museum	2	0.1%
161	Lion's Head Mountain	0	
162	Tongxiao Beach Resort	0	
163	West Lake Resortopia	0	
164	Qiding beach resort	0	
165	Flying Cow Ranch	0	
166	Dahu(Shei-pa National Park)	0	
167	Nanzhuang	0	
170	National Museum of Natural Scinece	0	
171	Encore Garden	0	
172	Tungshan Amusement Park	0	
173	National Taiwan Museum of Fine Arts	0	
174	Xinsh	0	
175	Lihpao Land(Yamay Kingdom)	0	
176	Li shan (Pear Mountain)	0	
177	Dasyueshan	0	
178	Wuling National Forest Recreation Area	0	
179	Tiehchenshan Mountain Recreation Area	0	
180	Daan Beach	0	
181	Taichung County Gaomei Wetlands Wildlife Refuge	1	0.0%
182	Metropolitan Park	0	
183	Dajia	0	
185	Sun Moon Lake	297	11.8%
186	Formosan Aboriginal Culture Village	36	1.4%
187	Cingjing Farm	21	0.8%
188	Xitou	12	0.5%
189	ChungTai Chan Monastery	325	12.9%
190	Jiji	1	0.0%
191	Puli	4	0.2%
192	Sing Ling Temple	0	
193	Yushan National Park	0	
194	Puli Distillery	0	
195	Earthquake Museum of Taiwan	0	
196	Guguan	1	0.0%
197	Hehuanshan	0	
198	Sunlinksea	0	
199	Phoenix Valley Bird Park	0	
200	Checheng train station	0	
201	Wushe Scenic Area Recreation Area	0	

d2i: D2.1. What tourist spots have you visited on this trip?

Value	Label	Cases	Percentage
202	Shoutian Temple	0	
203	Dongpu Springs	0	
204	Aowanda National Forest Recreation Area	0	
205	Hehuanshan National Forest Recreation Area	0	
206	Lushan Hot Springs	0	
207	Guangxing Paper Factory	0	
208	Tenshing Kiln Ceramics Cultural Park	0	
215	Lugang Mazu Temple	0	
216	Lugang Folk Arts Museum	3	0.1%
217	Lugang Longshan Temple	0	
218	Baguashan	0	
219	Taiwan Folk Village	0	
220	Confucius Temple (Changhua)	0	
221	Lugang tranditional snacks	0	
222	Lugang Old Street	1	0.0%
225	Janfusun Fancyworld Theme Park	1	0.0%
226	Beigang Chaotien Temple	0	
227	Caoling	1	0.0%
235	Alishan	226	8.9%
236	Fenqihu	0	
237	Chiayis Farm	0	
238	Dongshih Fishery Harbor	0	
240	Old Fort of Anping (Fort Zeelandia)	13	0.5%
241	Chihkan Tower	13	0.5%
242	Confucius Temple (Tainan)	12	0.5%
243	Koxinga Shrine (Yanping Junwang Temple)	11	0.4%
244	Anping Port National Historical Scenic Area	3	0.1%
245	Eternal Fortress	2	0.1%
246	Datianhou Temple (Tainan Grand Matsu Temple)	0	
247	Luermen Tianhou temple	0	
248	Xishu Golden Beach	1	0.0%
249	Official God of War Temple (Sacrificial Rites Martial Temple)	0	
250	Wufei Temple (Five Consorts Temple)	0	
251	Sicao Dazhong Temple and Gun Emplacement	0	
252	Southern Taiwan Science Park	0	
260	Guanziling	0	
261	Qigu Birdseeing	0	
262	Wushantou Reservoir Scenic Area	0	
263	Tsengwen Reservoir Scenic Area	0	
264	Dakeng Recreation Farm	0	
265	Tsou-Ma-Lai Farm	0	
270	Love River	106	4.2%
271	Xizi Bay	132	5.2%
272	Lotus Lake	18	0.7%
273	Qijin Seaside Park	11	0.4%

d2i: D2.1. What tourist spots have you visited on this trip?

Value	Label	Cases	Percentage
274	Shou Shan(Shou Shan Zoo)	5	0.2%
275	Dragon and Tiger Pagodas	2	0.1%
276	Urban Spotlight	0	
277	Kaohsiung 85 Building	1	0.0%
278	Spring and Autumn Pavilions	2	0.1%
279	Confucius Temple (Kaohsiung)	0	
280	Kaohsiung Port	1	0.0%
281	Blue Lagoon Water Theme Park	0	
282	Kaohsiung Museum of History	0	
283	Chijin Mazu Temple	0	
284	National Science and Technology Museum	0	
285	Kaohsiung Museum of Fine Arts	0	
286	Dream Mall	15	0.6%
287	New Juejiang Shopping Area	5	0.2%
288	Gushan Ferry Station	0	
289	Central Park (Kaohsiung)	0	
290	Former British Consulate	0	
291	Teresa Teng Memorial Hall	10	0.4%
292	EDA World	2	0.1%
293	Pier-2 Art Cneter	0	
294	Fo Kuang Shan	2	0.1%
295	Cheng Ching Lake	12	0.5%
296	Meinong Hakka Cultural Village	0	
297	Baolai and Bulao Springs	1	0.0%
298	Maolin National Scenic Area	0	
299	Liugui Service Area	0	
300	Jiaxian	0	
301	Meishan Visitor Center	0	
302	Kaohsiung Farm	0	
303	Tengzhi National Forest Recreation Area	0	
304	Shihba Luohan Shan	0	
305	Sandimen	0	
306	Saijia Service Area (Saijia Aviation Park)	0	
314	Houbihu	0	
315	Kenting National Park	49	1.9%
317	National Museum of Marine Biology and Aquarium	1	0.0%
319	Maubitou Park	0	
320	Sichongxi	1	0.0%
321	Jialeshuei Scenic Area	0	
322	Kenting Space Port	2	0.1%
323	Nanwan Beach Recreation Area	0	
324	Dapeng Bay National Scenic Area	0	
325	Kenting Sea Pool	0	
326	Liuqiu (Shiaoliqiu)	0	
327	Sandimen	2	0.1%

d2i: D2.1. What tourist spots have you visited on this trip?

Value	Label	Cases	Percentage
328	Chuanfan Rock	16	<div></div> 0.6%
329	Hengchun Ancient City	0	
330	Jiaosi	18	<div></div> 0.7%
331	Tung Shan Science Area	0	
332	Taipingshan Forest Recreation Area	0	
333	Suao Cold Springs	0	
334	Wufengqi Scenic Area	0	
335	Guishan Island (Turtle Island)	0	
336	Fushan Botanical Garden	0	
337	Toucheng Recreation Farm	0	
338	Nanfangao	0	
339	Taipingshan National Forest Recreation Area	0	
340	Toucheng Sea Pool	0	
341	Chilan Forest Playground	0	
342	Caoling Historic Trail	0	
343	Wushih Harbor	1	<div></div> 0.0%
344	Da River (Daxi) Honeymoon Bay	0	
345	National Center for Traditional Arts	0	
346	Lanyang Museum	1	<div></div> 0.0%
350	Taroko, Tienhsiang	59	<div></div> 2.3%
351	Hualien Farglory Ocean Park	1	<div></div> 0.0%
352	Qixing Lake (Qixingtang)	21	<div></div> 0.8%
353	Amis Cultural Village	0	
354	Liyu (Carp) Lake	0	
355	Shin Kong Chao Feng Ranch & Resort	0	
356	Ruisui Hongye Springs	0	
357	Xiuguluan River Rafting Area	0	
358	Wenshan Springs	0	
360	National DongHua University	0	
361	Hualien Seaside Park	0	
362	Whale and Dolphine Watching Tour along East Coast	0	
363	Hualien Sugar Factory	0	
364	Shitiping	0	
365	Hualien Tzuchi	2	<div></div> 0.1%
366	Mataian Wetland Ecological Park	0	
367	Liushidan Mountain	0	
370	Chihpen	4	<div></div> 0.2%
371	Sanxiantai (Terrace of the Three Immortals)	3	<div></div> 0.1%
372	Lyudao (Green Island)	1	<div></div> 0.0%
373	Baxian Cave (Baxiandong)	2	<div></div> 0.1%
374	Xiaoyeliu (Jialulan)	0	
375	Beinan Cultural Park	0	
376	Guanshan Water Park	0	
377	Chulu Pasture	0	
378	Taitung Veterans Farm	0	

d2i: D2.1. What tourist spots have you visited on this trip?

Value	Label	Cases	Percentage
379	Lanyu (Orchid Island)	1	0.0%
380	National Museum of Prehistory	0	
381	Chengkong Harbor	0	
382	Water Running Up	2	0.1%
383	Dulan Mountain	0	
385	Penghu National Scenic Area	0	
386	Jibei Island	0	
387	Qimei Island	0	
390	Cihu (Kinmen)	0	
391	Kinmen National Park	0	
392	Taoshan	0	
393	Guniungtou War Museum	0	
394	Kinmen Folk Culture Village	0	
395	Juguang Tower	0	
396	Taiwu Mountain	0	
397	Kinmen Liquor Factory	0	
398	Wujiang River Estuary	0	
399	Sun Yat-sen Memorial Forest	0	
405	Qinbi Village	0	
406	Bishan Sightseeing Platform	0	
801	Shilin Night Market	79	3.1%
802	Huaxi Street (Snake Alley) Night Market	9	0.4%
803	Raohe Street Night Market	17	0.7%
804	Shida Night Market	35	1.4%
805	Linjiang St. Night Market	1	0.0%
806	Gongguan Night Market	2	0.1%
807	Dihua Street Night Market	1	0.0%
808	Ninxia Night Market	5	0.2%
809	Nanjichang Night Market	1	0.0%
810	Jingmei Night Market	0	
811	Liaoning Street Night Market	0	
812	Yansan Night Market	0	
813	Other Night Markets in Taipei City	0	
815	Lehua Night Market	0	
816	Banciao Nanya Night Market	1	0.0%
817	Sinjhuang Night Market	0	
818	Jhonghe Singnan Night Market	0	
819	Fuda Garden Night Market	1	0.0%
820	Other Night Markets in New Taipei City	0	
825	Miaoko Night Market	4	0.2%
826	Other Night Markets in Keelung City	0	
830	Jhongli Sinmin Night Market	0	
831	Taoyuan Tourist Night Market	1	0.0%
832	Other Night Markets in Taoyuan County	1	0.0%
834	Chenghuang Temple Night Market	1	0.0%

# d2i: D2.1. What tourist spots have you visited on this trip?			
Value	Label	Cases	Percentage
835	Other Night Markets in Hsinchu City	0	
838	Other Night Markets in Hsinchu County	0	
840	Other Night Markets in Miaoli County	0	
843	Fongjia Night Market	5	0.2%
844	Jhonghua Night Market	0	
845	Yizhong Street Night Market	2	0.1%
846	Other Night Markets in Taichung City	0	
849	Other Night Market in Nantou County	0	
851	Other Night Markets in Changhua County	0	
853	Other Night Markets in Yunlin County	0	
855	Wenhua Rd. Night Market	0	
856	Other Night Markets in Chiayi City	0	
858	Other Night Markets in Chiayi County	0	
860	Siaobei Night Market	0	
861	Huayuan Night Market in Tainan City	1	0.0%
862	Other Night Markets in Tainan City	0	
863	Other Night Markets in Tainan City	0	
865	Liuhe Night Market	20	0.8%
866	Sinsing Night Market	0	
867	Rueifong Night Market	1	0.0%
868	Jin-Zuan Night Market	0	
869	Kaisyuan Night Market	3	0.1%
870	Other Night Markets in Kaohsiung City	0	
871	Minzu Rd. Night Market	0	
872	Other Night Markets in Pingtung County	0	
874	Luodong Night Market	3	0.1%
875	Other Night Markets in Yilan County	0	
877	Nanbin Night Market	0	
878	Ziqiang Night Market	2	0.1%
879	Huayuan Night Market in Hualien County	0	
880	Other Night Markets in Taitung County	0	
883	Other Night Markets in Penghu County	0	
885	Other Night Markets in Kinmen County	0	
Sysmiss		3508	
Warning: these figures indicate the number of cases found in the data file. They cannot be interpreted as summary statistics of the population of interest.			
# d2j: D2.1. What tourist spots have you visited on this trip?			
Information	[Type= discrete] [Format=numeric] [Range= 1-885] [Missing=*]		
Statistics [NW/ W]	[Valid=2246 /-] [Invalid=3788 /-]		
Value	Label	Cases	Percentage
1	Taipei 101	7	0.3%
2	National Palace Museum	19	0.8%
3	Chiang Kaishek Memorial Hall	9	0.4%
4	Xinyi Shopping Distric	19	0.8%
5	Xiemending	30	1.3%

d2j: D2.1. What tourist spots have you visited on this trip?

Value	Label	Cases	Percentage
6	Taipei Martyr's Shrine	1	0.0%
7	The Estern Distristic of Taipei	5	0.2%
8	Long Shan Temple	12	0.5%
9	Yangmingshan National Park	5	0.2%
10	Beitou	14	0.6%
11	Taipei main station shopping area	8	0.4%
12	Office of the President Republic of China (Taiwan)	7	0.3%
13	Mucha Maokong	1	0.0%
14	Taipei Zoo	4	0.2%
15	Taipei Matro Mall	1	0.0%
16	Wufenpu Fashion Area	5	0.2%
17	Miramar Ferris wheel	6	0.3%
18	Sun yatsen Memorail Hall	10	0.4%
19	Hsing Tian Kong (Xingtian Temple)	4	0.2%
20	Guanghua 3C Mall	0	
21	Taipei Fine Art Museum	0	
22	Yuanshan	4	0.2%
23	Taipei Confucius Temple	1	0.0%
24	Chiang Kaishek's Shihlin Residence	15	0.7%
25	the Redhouse theater	0	
26	Tianmu	0	
27	Dalongdong Baoan Temple	0	
28	228 Peace Memorial Park	0	
29	SPOT Taipei Film House	0	
30	National Museum of History	0	
31	Museum of Contemporary Art, Taipei	0	
32	Jianguo Flower and Jade Market	0	
33	Taipei Children's Recreation Center	0	
34	Taipei Children's Museum of Transportation and Communication	0	
35	Taiwan Handcraft Promotion Center	0	
36	Shung Ye Museum of Formosan Aborigines	0	
37	Miniatures Museum of Taiwan	0	
38	Haujiang Waterfowl Nature Park	0	
40	Chinese Culture and Movie Center	0	
41	Taipei Botanical Garden	0	
42	Taipei Astronomical Museum	0	
43	Lin An Tai Historical House & Museum	1	0.0%
45	Dahu Park	0	
47	Postal Museum	0	
48	Militray Heros Hotel	0	
49	Nangang Economic and Commercial Park	1	0.0%
50	Taipei Flora Expo	0	
51	Huashan 1914 Creative Park	1	0.0%
52	Yongkang Street Commercial District	5	0.2%
53	Taipei Arena	0	

d2j: D2.1. What tourist spots have you visited on this trip?

Value	Label	Cases	Percentage
54	Songshan Cultural and Creative Park	1	0.0%
55	Stripping Laos	0	
56	Xiangshan	0	
57	Daan Forest Park	1	0.0%
65	Jou Fen	46	2.0%
66	Tamsui, Fort San Domingo, Old Street and Fishermen's Wharf	40	1.8%
67	Yehliu	30	1.3%
68	Jinguashi	3	0.1%
69	Wulai	2	0.1%
70	Yuanwangkeng Park	0	
71	Shihsanhang Museum of Archaeology	4	0.2%
72	Shenkeng Old Street	7	0.3%
73	Dharma Drum Mountain(Jinshan)	0	
74	Butian lake	0	
75	Shifen Waterfall	16	0.7%
76	Yingge Ceramics Museum	0	
77	Pinxi	19	0.8%
78	Yingge	2	0.1%
79	Sanxia	2	0.1%
80	Ocean World	0	
81	Juming Museum	0	
82	Pinlin	0	
83	Yun hsien Resort	0	
84	Tianlu Art Center	4	0.2%
85	Sanzhi	0	
86	The Lin Family Mansion and Garden	1	0.0%
87	Fulong beach	0	
88	Linkou	0	
89	Baisha Bay	0	
90	Bitou Cape Park	0	
92	Formosa Fun Coast	0	
93	Guanyinshan	0	
94	coastline park	0	
95	Qing Shui Zu shi temple	0	
96	Naptune park	0	
97	Green Bay	0	
98	Longdong South Ocean Park	0	
99	Temple of Eighteen Deities	0	
100	Teresa Teng Memorail Park (Yun Garden)	0	
103	GuanDu	0	
104	Sandiaojiao Cape Lighthouse	0	
105	Jingtong	6	0.3%
106	Houtong	1	0.0%
110	The Northeast Coastal Scienic Area	0	
111	Bisha Fishery Harbor	0	

d2j: D2.1. What tourist spots have you visited on this trip?

Value	Label	Cases	Percentage
112	Keelung Port	0	
113	Jhongjhrng Park	1	0.0%
114	Badouzi Coastal Park	0	
115	Hoping Island Coastal Park	0	
116	Valentine Lake Park	0	
117	Ershawan Gun Emplacement	0	
118	Dawulun Gun Emplacement	0	
125	Window On China Theme Park	0	
126	Dashi	0	
127	Shihmen Reservoir	0	
128	Cihu	26	1.2%
129	Zhongli	0	
130	Chung Cheng Aviation Museum	0	
131	Lala Mountain	0	
132	TaiMall	0	
135	Hsinchu Science Park	0	
136	Nanliao Fishery Harbor	0	
137	Ku Chi Peak	0	
138	Glass Museum	0	
145	Leofoo Village Theme Park	4	0.2%
146	Neiwan	0	
147	Beipu	0	
148	Daba Peak	0	
149	Little DingDong Science Theme Park	0	
150	Taian hot Springs	0	
151	Hwataoyao	0	
160	Sanyi Wood Sculpture Museum	0	
161	Lion's Head Mountain	0	
162	Tongxiao Beach Resort	0	
163	West Lake Resortopia	0	
164	Qiding beach resort	0	
165	Flying Cow Ranch	0	
166	Dahu(Shei-pa National Park)	1	0.0%
167	Nanzhuang	0	
170	National Museum of Natural Scinece	0	
171	Encore Garden	0	
172	Tungshan Amusement Park	0	
173	National Taiwan Museum of Fine Arts	0	
174	Xinsh	2	0.1%
175	Lihpao Land(Yamay Kingdom)	0	
176	Li shan (Pear Mountain)	0	
177	Dasyueshan	0	
178	Wuling National Forest Recreation Area	0	
179	Tiehchenshan Mountain Recreation Area	0	
180	Daan Beach	0	

d2j: D2.1. What tourist spots have you visited on this trip?

Value	Label	Cases	Percentage
181	Taichung County Gaomei Wetlands Wildlife Refuge	1	0.0%
182	Metropolitan Park	1	0.0%
183	Dajia	0	
185	Sun Moon Lake	197	8.8%
186	Formosan Aboriginal Culture Village	43	1.9%
187	Cingjing Farm	20	0.9%
188	Xitou	6	0.3%
189	ChungTai Chan Monastery	284	12.6%
190	Jiji	3	0.1%
191	Puli	3	0.1%
192	Sing Ling Temple	0	
193	Yushan National Park	0	
194	Puli Distillery	0	
195	Earthquake Museum of Taiwan	0	
196	Guguan	0	
197	Hehuanshan	2	0.1%
198	Sunlinksea	0	
199	Phoenix Valley Bird Park	0	
200	Checheng train station	0	
201	Wushe Scenic Area Recreation Area	0	
202	Shoutian Temple	0	
203	Dongpu Springs	0	
204	Aowanda National Forest Recreation Area	0	
205	Hehuanshan National Forest Recreation Area	0	
206	Lushan Hot Springs	0	
207	Guangxing Paper Factory	0	
208	Tenshing Kiln Ceramics Cultural Park	0	
215	Lugang Mazu Temple	2	0.1%
216	Lugang Folk Arts Museum	0	
217	Lugang Longshan Temple	2	0.1%
218	Baguashan	0	
219	Taiwan Folk Village	0	
220	Confucius Temple (Changhua)	0	
221	Lugang traditional snacks	0	
222	Lugang Old Street	4	0.2%
225	Janfusun Fancyworld Theme Park	0	
226	Beigang Chaotien Temple	0	
227	Caoling	0	
235	Alishan	286	12.7%
236	Fenqihu	0	
237	Chiayis Farm	0	
238	Dongshih Fishery Harbor	0	
240	Old Fort of Anping (Fort Zeelandia)	25	1.1%
241	Chihkan Tower	16	0.7%
242	Confucius Temple (Tainan)	9	0.4%

d2j: D2.1. What tourist spots have you visited on this trip?

Value	Label	Cases	Percentage
243	Koxinga Shrine (Yanping Junwang Temple)	9	0.4%
244	Anping Port National Historical Scenic Area	0	
245	Eternal Fortress	1	0.0%
246	Datianhou Temple (Tainan Grand Matsu Temple)	1	0.0%
247	Luermen Tianhou temple	0	
248	Xishu Golden Beach	0	
249	Official God of War Temple (Sacrificial Rites Martial Temple	0	
250	Wufei Temple (Five Consorts Temple)	1	0.0%
251	Sicao Dazhong Temple and Gun Emplacement	0	
252	Southern Taiwan Science Park	0	
260	Guanziling	0	
261	Qigu Birdseeing	1	0.0%
262	Wushantou Reservoir Scenic Area	0	
263	Tsengwen Reservoir Scenic Area	0	
264	Dakeng Recreation Farm	0	
265	Tsou-Ma-Lai Farm	0	
270	Love River	127	5.7%
271	Xizi Bay	221	9.8%
272	Lotus Lake	25	1.1%
273	Qijin Seaside Park	8	0.4%
274	Shou Shan(Shou Shan Zoo)	5	0.2%
275	Dragon and Tiger Pagodas	4	0.2%
276	Urban Spotlight	0	
277	Kaohsiung 85 Building	2	0.1%
278	Spring and Autumn Pavilions	1	0.0%
279	Confucius Temple (Kaohsiung)	0	
280	Kaohsiung Port	2	0.1%
281	Blue Lagoon Water Theme Park	0	
282	Kaohsiung Museum of History	0	
283	Chijin Mazu Temple	0	
284	National Science and Technology Museum	0	
285	Kaohsiung Museum of Fine Arts	0	
286	Dream Mall	12	0.5%
287	New Juejiang Shopping Area	1	0.0%
288	Gushan Ferry Station	0	
289	Central Park (Kaohsiung)	0	
290	Former British Consulate	2	0.1%
291	Teresa Teng Memorial Hall	25	1.1%
292	EDA World	5	0.2%
293	Pier-2 Art Cneter	0	
294	Fo Kuang Shan	1	0.0%
295	Cheng Ching Lake	18	0.8%
296	Meinong Hakka Cultural Village	3	0.1%
297	Baolai and Bulao Springs	0	
298	Maolin National Scenic Area	0	

d2j: D2.1. What tourist spots have you visited on this trip?

Value	Label	Cases	Percentage
299	Liugui Service Area	0	
300	Jiaxian	0	
301	Meishan Visitor Center	0	
302	Kaohsiung Farm	0	
303	Tengzhi National Forest Recreation Area	0	
304	Shihba Luohan Shan	0	
305	Sandimen	0	
306	Saijia Service Area (Saijia Aviation Park)	0	
314	Houbihu	0	
315	Kenting National Park	121	5.4%
317	National Museum of Marine Biology and Aquarium	1	0.0%
319	Maubitou Park	1	0.0%
320	Sichongxi	0	
321	Jialeshuei Scenic Area	0	
322	Kenting Space Port	0	
323	Nanwan Beach Recreation Area	0	
324	Dapeng Bay National Scenic Area	0	
325	Kenting Sea Pool	0	
326	Liuqiu (Shiaoliuqiu)	0	
327	Sandimen	0	
328	Chuanfan Rock	8	0.4%
329	Hengchun Ancient City	0	
330	Jiaosi	9	0.4%
331	Tung Shan Science Area	1	0.0%
332	Taipingshan Forest Recreation Area	0	
333	Suao Cold Springs	1	0.0%
334	Wufengqi Scenic Area	0	
335	Guishan Island (Turtle Island)	0	
336	Fushan Botanical Garden	0	
337	Toucheng Recreation Farm	0	
338	Nanfangao	0	
339	Taipingshan National Forest Recreation Area	0	
340	Toucheng Sea Pool	0	
341	Chilan Forest Playground	0	
342	Caoling Historic Trail	0	
343	Wushih Harbor	0	
344	Da River (Daxi) Honeymoon Bay	0	
345	National Center for Traditional Arts	1	0.0%
346	Lanyang Museum	0	
350	Taroko, Tienhsiang	68	3.0%
351	Hualien Farglory Ocean Park	0	
352	Qixing Lake (Qixingtang)	32	1.4%
353	Amis Cultural Village	0	
354	Liyu (Carp) Lake	0	
355	Shin Kong Chao Feng Ranch & Resort	1	0.0%

d2j: D2.1. What tourist spots have you visited on this trip?

Value	Label	Cases	Percentage
356	Ruisui Hongye Springs	1	0.0%
357	Xiuguluan River Rafting Area	0	
358	Wenshan Springs	0	
360	National DongHua University	0	
361	Hualien Seaside Park	0	
362	Whale and Dolphine Watching Tour along East Coast	0	
363	Hualien Sugar Factory	0	
364	Shitiping	0	
365	Hualien Tzuchi	0	
366	Mataian Wetland Ecological Park	0	
367	Liushidan Mountain	0	
370	Chihpen	8	0.4%
371	Sanxiantai (Terrace of the Three Immortals)	3	0.1%
372	Lyudao (Green Island)	0	
373	Baxian Cave (Baxiandong)	1	0.0%
374	Xiaoyeliu (Jialulan)	0	
375	Beinan Cultural Park	0	
376	Guanshan Water Park	1	0.0%
377	Chulu Pasture	0	
378	Taitung Veterans Farm	0	
379	Lanyu (Orchid Island)	0	
380	National Museum of Prehistory	0	
381	Chengkong Harbor	0	
382	Water Running Up	9	0.4%
383	Dulan Mountain	0	
385	Penghu National Scenic Area	0	
386	Jibei Island	0	
387	Qimei Island	0	
390	Cihu (Kinmen)	0	
391	Kinmen National Park	1	0.0%
392	Taoshan	0	
393	Guniungtou War Museum	0	
394	Kinmen Folk Culture Village	0	
395	Juguang Tower	0	
396	Taiwu Mountain	0	
397	Kinmen Liquor Factory	0	
398	Wujiang River Estuary	0	
399	Sun Yat-sen Memorial Forest	0	
405	Qinbi Village	0	
406	Bishan Sightseeing Platform	0	
801	Shilin Night Market	67	3.0%
802	Huaxi Street (Snake Alley) Night Market	15	0.7%
803	Raohe Street Night Market	15	0.7%
804	Shida Night Market	17	0.8%
805	Linjiang St. Night Market	3	0.1%

d2j: D2.1. What tourist spots have you visited on this trip?

Value	Label	Cases	Percentage
806	Gongguan Night Market	4	0.2%
807	Dihua Street Night Market	1	0.0%
808	Ninxia Night Market	18	0.8%
809	Nanjichang Night Market	0	
810	Jingmei Night Market	0	
811	Liaoning Street Night Market	0	
812	Yansan Night Market	0	
813	Other Night Markets in Taipei City	0	
815	Lehua Night Market	1	0.0%
816	Banciao Nanya Night Market	0	
817	Sinjhuang Night Market	0	
818	Jhonghe Singnan Night Market	0	
819	Fuda Garden Night Market	2	0.1%
820	Other Night Markets in New Taipei City	0	
825	Miaoko Night Market	6	0.3%
826	Other Night Markets in Keelung City	0	
830	Jhongli Sinmin Night Market	1	0.0%
831	Taoyuan Tourist Night Market	0	
832	Other Night Markets in Taoyuan County	0	
834	Chenghuang Temple Night Market	1	0.0%
835	Other Night Markets in Hsinchu City	1	0.0%
838	Other Night Markets in Hsinchu County	0	
840	Other Night Markets in Miaoli County	0	
843	Fongjia Night Market	3	0.1%
844	Jhonghua Night Market	0	
845	Yizhong Street Night Market	2	0.1%
846	Other Night Markets in Taichung City	0	
849	Other Night Market in Nantou County	0	
851	Other Night Markets in Changhua County	0	
853	Other Night Markets in Yunlin County	0	
855	Wenhua Rd. Night Market	0	
856	Other Night Markets in Chiayi City	0	
858	Other Night Markets in Chiayi County	0	
860	Siaobei Night Market	0	
861	Huayuan Night Market in Tainan City	0	
862	Other Night Markets in Tainan City	0	
863	Other Night Markets in Tainan City	0	
865	Liuhe Night Market	21	0.9%
866	Sinsing Night Market	0	
867	Rueifong Night Market	3	0.1%
868	Jin-Zuan Night Market	2	0.1%
869	Kaisyuan Night Market	0	
870	Other Night Markets in Kaohsiung City	0	
871	Minzu Rd. Night Market	0	
872	Other Night Markets in Pingtung County	0	

# d2j: D2.1. What tourist spots have you visited on this trip?			
Value	Label	Cases	Percentage
874	Luodong Night Market	1	0.0%
875	Other Night Markets in Yilan County	0	
877	Nanbin Night Market	0	
878	Ziqiang Night Market	1	0.0%
879	Huayuan Night Market in Hualien County	0	
880	Other Night Markets in Taitung County	0	
883	Other Night Markets in Penghu County	0	
885	Other Night Markets in Kinmen County	0	
Sysmiss		3788	
Warning: these figures indicate the number of cases found in the data file. They cannot be interpreted as summary statistics of the population of interest.			
# d2k: D2.1. What tourist spots have you visited on this trip?			
Information	[Type= discrete] [Format=numeric] [Range= 1-885] [Missing=*]		
Statistics [NW/ W]	[Valid=2001 /-] [Invalid=4033 /-]		
Value	Label	Cases	Percentage
1	Taipei 101	6	0.3%
2	National Palace Museum	7	0.3%
3	Chiang Kaishek Memorial Hall	13	0.6%
4	Xinyi Shopping Distric	12	0.6%
5	Xiemending	14	0.7%
6	Taipe Martyr's Shrine	2	0.1%
7	The Estern Distristic of Taipei	5	0.2%
8	Long Shan Temple	3	0.1%
9	Yangmingshan National Park	2	0.1%
10	Beitou	9	0.4%
11	Taipei main station shopping area	6	0.3%
12	Office of the President Republic of China (Taiwan)	1	0.0%
13	Mucha Maokong	4	0.2%
14	Taipei Zoo	4	0.2%
15	Taipei Matro Mall	2	0.1%
16	Wufenpu Fashion Area	7	0.3%
17	Miramar Ferris wheel	5	0.2%
18	Sun yatsen Memorail Hall	9	0.4%
19	Hsing Tian Kong (Xingtian Temple)	1	0.0%
20	Guanghua 3C Mall	0	
21	Taipei Fine Art Museum	0	
22	Yuanshan	3	0.1%
23	Taipei Confucius Temple	0	
24	Chiang Kaishek's Shihlin Residence	4	0.2%
25	the Redhouse theater	0	
26	Tianmu	0	
27	Dalongdong Baoan Temple	0	
28	228 Peace Memorial Park	0	
29	SPOT Taipei Film House	0	
30	National Museum of History	1	0.0%

d2k: D2.1. What tourist spots have you visited on this trip?

Value	Label	Cases	Percentage
31	Museum of Contemporary Art, Taipei	1	0.0%
32	Jianguo Flower and Jade Market	0	
33	Taipei Children's Recreation Center	0	
34	Taipei Children's Museum of Transportation and Communication	0	
35	Taiwan Handcraft Promotion Center	0	
36	Shung Ye Museum of Formosan Aborigines	0	
37	Miniatures Museum of Taiwan	1	0.0%
38	Haujiang Waterfowl Nature Park	0	
40	Chinese Culture and Movie Center	0	
41	Taipei Botanical Garden	0	
42	Taipei Astronomical Museum	0	
43	Lin An Tai Historical House & Museum	0	
45	Dahu Park	0	
47	Postal Museum	0	
48	Militray Heros Hotel	0	
49	Nangang Economic and Commercial Park	1	0.0%
50	Taipei Flora Expo	0	
51	Huashan 1914 Creative Park	0	
52	Yongkang Street Commercial District	4	0.2%
53	Taipei Arena	0	
54	Songshan Cultural and Creative Park	0	
55	Stripping Laos	0	
56	Xiangshan	0	
57	Daan Forest Park	0	
65	Jou Fen	20	1.0%
66	Tamsui, Fort San Domingo, Old Street and Fishermen's Wharf	22	1.1%
67	Yehliu	5	0.2%
68	Jinguashi	1	0.0%
69	Wulai	1	0.0%
70	Yuanwangkeng Park	0	
71	Shihsanhang Museum of Archaeology	2	0.1%
72	Shenkeng Old Street	1	0.0%
73	Dharma Drum Mountain(Jinshan)	2	0.1%
74	Butian lake	0	
75	Shifen Waterfall	16	0.8%
76	Yingge Ceramics Museum	0	
77	Pinxi	11	0.5%
78	Yingge	2	0.1%
79	Sanxia	1	0.0%
80	Ocean World	0	
81	Juming Museum	0	
82	Pinlin	0	
83	Yun hsien Resort	0	
84	Tianlu Art Center	3	0.1%
85	Sanzhi	0	

d2k: D2.1. What tourist spots have you visited on this trip?

Value	Label	Cases	Percentage
86	The Lin Family Mansion and Garden	0	
87	Fulong beach	0	
88	Linkou	0	
89	Baisha Bay	0	
90	Bitou Cape Park	0	
92	Formosa Fun Coast	0	
93	Guanyinshan	0	
94	coastline park	0	
95	Qing Shui Zu shi temple	0	
96	Naptune park	0	
97	Green Bay	0	
98	Longdong South Ocean Park	0	
99	Temple of Eighteen Deities	0	
100	Teresa Teng Memorail Park (Yun Garden)	0	
103	GuanDu	1	0.0%
104	Sandiao jiao Cape Lighthouse	0	
105	Jingtong	3	0.1%
106	Houtong	2	0.1%
110	The Northeast Coastal Scienic Area	0	
111	Bisha Fishery Harbor	0	
112	Keelung Port	0	
113	Jhongjhrng Park	0	
114	Badouzi Coastal Park	0	
115	Hoping Island Coastal Park	0	
116	Valentine Lake Park	0	
117	Ershawan Gun Emplacement	0	
118	Dawulun Gun Emplacement	0	
125	Window On China Theme Park	3	0.1%
126	Dashi	1	0.0%
127	Shihmen Reservoir	0	
128	Cihu	9	0.4%
129	Zhongli	0	
130	Chung Cheng Aviation Museum	0	
131	Lala Mountain	0	
132	TaiMall	0	
135	Hsinchu Science Park	0	
136	Nanliao Fishery Harbor	0	
137	Ku Chi Peak	0	
138	Glass Museum	0	
145	Leofoo Village Theme Park	2	0.1%
146	Neiwan	0	
147	Beipu	0	
148	Daba Peak	0	
149	Little DingDong Science Theme Park	0	
150	Taian hot Springs	0	

d2k: D2.1. What tourist spots have you visited on this trip?

Value	Label	Cases	Percentage
151	Hwataoyao	0	
160	Sanyi Wood Sculpture Museum	0	
161	Lion's Head Mountain	0	
162	Tongxiao Beach Resort	0	
163	West Lake Resortopia	0	
164	Qiding beach resort	0	
165	Flying Cow Ranch	0	
166	Dahu(Shei-pa National Park)	0	
167	Nanzhuang	0	
170	National Museum of Natural Scinece	0	
171	Encore Garden	0	
172	Tungshan Amusement Park	0	
173	National Taiwan Museum of Fine Arts	0	
174	Xinsh	1	0.0%
175	Lihpao Land(Yamay Kingdom)	0	
176	Li shan (Pear Mountain)	0	
177	Dasyueshan	0	
178	Wuling National Forest Recreation Area	0	
179	Tiehchenshan Mountain Recreation Area	0	
180	Daan Beach	0	
181	Taichung County Gaomei Wetlands Wildlife Refuge	1	0.0%
182	Metropolitan Park	0	
183	Dajia	0	
185	Sun Moon Lake	54	2.7%
186	Formosan Aboriginal Culture Village	34	1.7%
187	Cingjing Farm	19	0.9%
188	Xitou	3	0.1%
189	ChungTai Chan Monastery	135	6.7%
190	Jiji	0	
191	Puli	2	0.1%
192	Sing Ling Temple	0	
193	Yushan National Park	0	
194	Puli Distillery	0	
195	Earthquake Museum of Taiwan	0	
196	Guguan	1	0.0%
197	Hehuanshan	1	0.0%
198	Sunlinksea	0	
199	Phoenix Valley Bird Park	0	
200	Checheng train station	1	0.0%
201	Wushe Scenic Area Recreation Area	0	
202	Shoutian Temple	0	
203	Dongpu Springs	0	
204	Aowanda National Forest Recreation Area	1	0.0%
205	Hehuanshan National Forest Recreation Area	0	
206	Lushan Hot Springs	1	0.0%

# d2k: D2.1. What tourist spots have you visited on this trip?			
Value	Label	Cases	Percentage
207	Guangxing Paper Factory	0	
208	Tenshing Kiln Ceramics Cultural Park	0	
215	Lugang Mazu Temple	1	0.0%
216	Lugang Folk Arts Museum	0	
217	Lugang Longshan Temple	0	
218	Baguashan	0	
219	Taiwan Folk Village	0	
220	Confucius Temple (Changhua)	0	
221	Lugang tranditional snacks	0	
222	Lugang Old Street	3	0.1%
225	Janfusun Fancyworld Theme Park	0	
226	Beigang Chaotien Temple	0	
227	Caoling	0	
235	Alishan	241	12.0%
236	Fenqihu	0	
237	Chiayis Farm	0	
238	Dongshih Fishery Harbor	0	
240	Old Fort of Anping (Fort Zeelandia)	21	1.0%
241	Chihkan Tower	13	0.6%
242	Confucius Temple (Tainan)	25	1.2%
243	Koxinga Shrine (Yanping Junwang Temple)	11	0.5%
244	Anping Port National Historical Scenic Area	1	0.0%
245	Eternal Fortress	8	0.4%
246	Datianhou Temple (Tainan Grand Matsu Temple)	0	
247	Luermen Tianhou temple	0	
248	Xishu Golden Beach	0	
249	Official God of War Temple (Sacrificial Rites Martial Temple	0	
250	Wufei Temple (Five Consorts Temple)	0	
251	Sicao Dazhong Temple and Gun Emplacement	1	0.0%
252	Southern Taiwan Science Park	0	
260	Guanziling	0	
261	Qigu Birdseeing	0	
262	Wushantou Reservoir Scenic Area	0	
263	Tsengwen Reservoir Scenic Area	0	
264	Dakeng Recreation Farm	0	
265	Tsou-Ma-Lai Farm	0	
270	Love River	109	5.4%
271	Xizi Bay	333	16.6%
272	Lotus Lake	36	1.8%
273	Qijin Seaside Park	6	0.3%
274	Shou Shan(Shou Shan Zoo)	3	0.1%
275	Dragon and Tiger Pagodas	2	0.1%
276	Urban Spotlight	0	
277	Kaohsiung 85 Building	1	0.0%
278	Spring and Autumn Pavilions	3	0.1%

d2k: D2.1. What tourist spots have you visited on this trip?

Value	Label	Cases	Percentage
279	Confucius Temple (Kaohsiung)	1	0.0%
280	Kaohsiung Port	3	0.1%
281	Blue Lagoon Water Theme Park	0	
282	Kaohsiung Museum of History	0	
283	Chijin Mazu Temple	0	
284	National Science and Technology Museum	0	
285	Kaohsiung Museum of Fine Arts	0	
286	Dream Mall	7	0.3%
287	New Juejiang Shopping Area	3	0.1%
288	Gushan Ferry Station	0	
289	Central Park (Kaohsiung)	0	
290	Former British Consulate	0	
291	Teresa Teng Memorial Hall	56	2.8%
292	EDA World	1	0.0%
293	Pier-2 Art Cneter	0	
294	Fo Kuang Shan	2	0.1%
295	Cheng Ching Lake	28	1.4%
296	Meinong Hakka Cultural Village	2	0.1%
297	Baolai and Bulao Springs	2	0.1%
298	Maolin National Scenic Area	0	
299	Liugui Service Area	0	
300	Jiaxian	0	
301	Meishan Visitor Center	0	
302	Kaohsiung Farm	0	
303	Tengzhi National Forest Recreation Area	0	
304	Shihba Luohan Shan	0	
305	Sandimen	0	
306	Saijia Service Area (Saijia Aviation Park)	0	
314	Houbihu	0	
315	Kenting National Park	177	8.8%
317	National Museum of Marine Biology and Aquarium	5	0.2%
319	Maubitou Park	0	
320	Sichongxi	1	0.0%
321	Jialeshuei Scenic Area	0	
322	Kenting Space Port	1	0.0%
323	Nanwan Beach Recreation Area	0	
324	Dapeng Bay National Scenic Area	0	
325	Kenting Sea Pool	0	
326	Liuqiu (Shiaoliuqiu)	0	
327	Sandimen	1	0.0%
328	Chuanfan Rock	16	0.8%
329	Hengchun Ancient City	0	
330	Jiaosi	4	0.2%
331	Tung Shan Science Area	0	
332	Taipingshan Forest Recreation Area	0	

d2k: D2.1. What tourist spots have you visited on this trip?

Value	Label	Cases	Percentage
333	Suao Cold Springs	1	0.0%
334	Wufengqi Scenic Area	0	
335	Guishan Island (Turtle Island)	0	
336	Fushan Botanical Garden	0	
337	Toucheng Recreation Farm	1	0.0%
338	Nanfangao	0	
339	Taipingshan National Forest Recreation Area	0	
340	Toucheng Sea Pool	1	0.0%
341	Chilan Forest Playground	0	
342	Caoling Historic Trail	0	
343	Wushih Harbor	0	
344	Da River (Daxi) Honeymoon Bay	0	
345	National Center for Traditional Arts	1	0.0%
346	Lanyang Museum	0	
350	Taroko, Tienhsiang	106	5.3%
351	Hualien Farglory Ocean Park	0	
352	Qixing Lake (Qixingtai)	35	1.7%
353	Amis Cultural Village	4	0.2%
354	Liyu (Carp) Lake	1	0.0%
355	Shin Kong Chao Feng Ranch & Resort	1	0.0%
356	Ruisui Hongye Springs	1	0.0%
357	Xiuguluan River Rafting Area	0	
358	Wenshan Springs	0	
360	National DongHua University	0	
361	Hualien Seaside Park	0	
362	Whale and Dolphine Watching Tour along East Coast	0	
363	Hualien Sugar Factory	0	
364	Shitiping	0	
365	Hualien Tzuchi	1	0.0%
366	Mataian Wetland Ecological Park	0	
367	Liushidan Mountain	0	
370	Chihpen	19	0.9%
371	Sanxiantai (Terrace of the Three Immortals)	5	0.2%
372	Lyudao (Green Island)	3	0.1%
373	Baxian Cave (Baxiandong)	1	0.0%
374	Xiaoyeliu (Jialulan)	1	0.0%
375	Beinan Cultural Park	0	
376	Guanshan Water Park	0	
377	Chulu Pasture	0	
378	Taitung Veterans Farm	0	
379	Lanyu (Orchid Island)	0	
380	National Museum of Prehistory	1	0.0%
381	Chengkong Harbor	0	
382	Water Running Up	23	1.1%
383	Dulan Mountain	0	

d2k: D2.1. What tourist spots have you visited on this trip?

Value	Label	Cases	Percentage
385	Penghu National Scenic Area	0	
386	Jibei Island	0	
387	Qimei Island	0	
390	Cihu (Kinmen)	0	
391	Kinmen National Park	0	
392	Taoshan	0	
393	Guniungtou War Museum	2	0.1%
394	Kinmen Folk Culture Village	0	
395	Juguang Tower	0	
396	Taiwu Mountain	0	
397	Kinmen Liquor Factory	0	
398	Wujiang River Estuary	0	
399	Sun Yat-sen Memorial Forest	0	
405	Qinbi Village	0	
406	Bishan Sightseeing Platform	0	
801	Shilin Night Market	76	3.8%
802	Huaxi Street (Snake Alley) Night Market	8	0.4%
803	Raohe Street Night Market	15	0.7%
804	Shida Night Market	24	1.2%
805	Linjiang St. Night Market	2	0.1%
806	Gongguan Night Market	2	0.1%
807	Dihua Street Night Market	1	0.0%
808	Ninxia Night Market	13	0.6%
809	Nanjichang Night Market	0	
810	Jingmei Night Market	0	
811	Liaoning Street Night Market	0	
812	Yansan Night Market	0	
813	Other Night Markets in Taipei City	0	
815	Lehua Night Market	1	0.0%
816	Banciao Nanya Night Market	0	
817	Sinjhuang Night Market	0	
818	Jhonghe Singnan Night Market	0	
819	Fuda Garden Night Market	0	
820	Other Night Markets in New Taipei City	0	
825	Miaoko Night Market	5	0.2%
826	Other Night Markets in Keelung City	0	
830	Jhongli Sinmin Night Market	0	
831	Taoyuan Tourist Night Market	0	
832	Other Night Markets in Taoyuan County	0	
834	Chenghuang Temple Night Market	0	
835	Other Night Markets in Hsinchu City	1	0.0%
838	Other Night Markets in Hsinchu County	0	
840	Other Night Markets in Miaoli County	0	
843	Fongjia Night Market	3	0.1%
844	Jhonghua Night Market	0	

# d2k: D2.1. What tourist spots have you visited on this trip?			
Value	Label	Cases	Percentage
845	Yizhong Street Night Market	2	0.1%
846	Other Night Markets in Taichung City	0	
849	Other Night Market in Nantou County	0	
851	Other Night Markets in Changhua County	0	
853	Other Night Markets in Yunlin County	0	
855	Wenhua Rd. Night Market	0	
856	Other Night Markets in Chiayi City	0	
858	Other Night Markets in Chiayi County	0	
860	Siaobei Night Market	0	
861	Huayuan Night Market in Tainan City	1	0.0%
862	Other Night Markets in Tainan City	0	
863	Other Night Markets in Tainan City	0	
865	Liuhe Night Market	17	0.8%
866	Sinsing Night Market	0	
867	Rueifong Night Market	1	0.0%
868	Jin-Zuan Night Market	0	
869	Kaisyuan Night Market	1	0.0%
870	Other Night Markets in Kaohsiung City	0	
871	Minzu Rd. Night Market	0	
872	Other Night Markets in Pingtung County	0	
874	Luodong Night Market	2	0.1%
875	Other Night Markets in Yilan County	0	
877	Nanbin Night Market	0	
878	Ziqiang Night Market	1	0.0%
879	Huayuan Night Market in Hualien County	0	
880	Other Night Markets in Taitung County	0	
883	Other Night Markets in Penghu County	0	
885	Other Night Markets in Kinmen County	0	
Sysmiss		4033	
Warning: these figures indicate the number of cases found in the data file. They cannot be interpreted as summary statistics of the population of interest.			
# d2l: D2.1. What tourist spots have you visited on this trip?			
Information	[Type= discrete] [Format=numeric] [Range= 1-885] [Missing=*]		
Statistics [NW/ W]	[Valid=1772 /-] [Invalid=4262 /-]		
Value	Label	Cases	Percentage
1	Taipei 101	7	0.4%
2	National Palace Museum	9	0.5%
3	Chiang Kaishek Memorial Hall	4	0.2%
4	Xinyi Shopping Distric	10	0.6%
5	Xiemending	18	1.0%
6	Taipe Martyr's Shrine	1	0.1%
7	The Estern Distristic of Taipei	3	0.2%
8	Long Shan Temple	1	0.1%
9	Yangmingshan National Park	4	0.2%
10	Beitou	8	0.5%

d2l: D2.1. What tourist spots have you visited on this trip?

Value	Label	Cases	Percentage
11	Taipei main station shopping area	4	0.2%
12	Office of the President Republic of China (Taiwan)	1	0.1%
13	Mucha Maokong	5	0.3%
14	Taipei Zoo	3	0.2%
15	Taipei Matro Mall	0	
16	Wufenpu Fashion Area	3	0.2%
17	Miramar Ferris wheel	3	0.2%
18	Sun yatsen Memorail Hall	6	0.3%
19	Hsing Tian Kong (Xingtian Temple)	1	0.1%
20	Guanghua 3C Mall	0	
21	Taipei Fine Art Museum	0	
22	Yuanshan	2	0.1%
23	Taipei Confucius Temple	0	
24	Chiang Kaishek's Shihlin Residence	8	0.5%
25	the Redhouse theater	0	
26	Tianmu	0	
27	Dalongdong Baoan Temple	0	
28	228 Peace Memorial Park	1	0.1%
29	SPOT Taipei Film House	0	
30	National Museum of History	1	0.1%
31	Museum of Contemporary Art, Taipei	0	
32	Jianguo Flower and Jade Market	0	
33	Taipei Children's Recreation Center	0	
34	Taipei Children's Museum of Transportation and Communication	0	
35	Taiwan Handcraft Promotion Center	0	
36	Shung Ye Museum of Formosan Aborigines	0	
37	Miniatures Museum of Taiwan	0	
38	Haujiang Waterfowl Nature Park	0	
40	Chinese Culture and Movie Center	0	
41	Taipei Botanical Garden	0	
42	Taipei Astronomical Museum	0	
43	Lin An Tai Historical House & Museum	0	
45	Dahu Park	2	0.1%
47	Postal Museum	0	
48	Militray Heros Hotel	0	
49	Nangang Economic and Commercial Park	0	
50	Taipei Flora Expo	1	0.1%
51	Huashan 1914 Creative Park	1	0.1%
52	Yongkang Street Commercial District	3	0.2%
53	Taipei Arena	0	
54	Songshan Cultural and Creative Park	0	
55	Stripping Laos	0	
56	Xiangshan	1	0.1%
57	Daan Forest Park	0	
65	Jou Fen	8	0.5%

d2l: D2.1. What tourist spots have you visited on this trip?

Value	Label	Cases	Percentage
66	Tamsui, Fort San Domingo, Old Street and Fishermen's Wharf	9	0.5%
67	Yehliu	10	0.6%
68	Jinguashi	3	0.2%
69	Wulai	2	0.1%
70	Yuanwangkeng Park	0	
71	Shihsanhang Museum of Archaeology	2	0.1%
72	Shenkeng Old Street	0	
73	Dharma Drum Mountain(Jinshan)	2	0.1%
74	Butian lake	0	
75	Shifen Waterfall	7	0.4%
76	Yingge Ceramics Museum	0	
77	Pinxi	6	0.3%
78	Yingge	1	0.1%
79	Sanxia	0	
80	Ocean World	0	
81	Juming Museum	0	
82	Pinlin	0	
83	Yun hsien Resort	0	
84	Tianlu Art Center	1	0.1%
85	Sanzhi	0	
86	The Lin Family Mansion and Garden	0	
87	Fulong beach	0	
88	Linkou	0	
89	Baisha Bay	0	
90	Bitou Cape Park	0	
92	Formosa Fun Coast	0	
93	Guanyinshan	0	
94	coastline park	0	
95	Qing Shui Zu shi temple	0	
96	Naptune park	0	
97	Green Bay	0	
98	Longdong South Ocean Park	0	
99	Temple of Eighteen Deities	0	
100	Teresa Teng Memorail Park (Yun Garden)	0	
103	GuanDu	0	
104	SandiaoJiao Cape Lighthouse	0	
105	Jingtong	6	0.3%
106	Houtong	3	0.2%
110	The Northeast Coastal Scienic Area	0	
111	Bisha Fishery Harbor	0	
112	Keelung Port	0	
113	Jhongjhrng Park	0	
114	BadouziH Coastal Park	0	
115	Hoping Island Coastal Park	0	
116	Valentine Lake Park	0	

d2l: D2.1. What tourist spots have you visited on this trip?

Value	Label	Cases	Percentage
117	Ershawan Gun Emplacement	0	
118	Dawulun Gun Emplacement	0	
125	Window On China Theme Park	0	
126	Dashi	0	
127	Shihmen Reservoir	0	
128	Cihu	0	
129	Zhongli	0	
130	Chung Cheng Aviation Museum	0	
131	Lala Mountain	0	
132	TaiMall	0	
135	Hsinchu Science Park	0	
136	Nanliao Fishery Harbor	0	
137	Ku Chi Peak	0	
138	Glass Museum	0	
145	Lefoo Village Theme Park	2	0.1%
146	Neiwan	0	
147	Beipu	0	
148	Daba Peak	0	
149	Little DingDong Science Theme Park	0	
150	Taian hot Springs	0	
151	Hwataoyao	0	
160	Sanyi Wood Sculpture Museum	0	
161	Lion's Head Mountain	0	
162	Tongxiao Beach Resort	0	
163	West Lake Resortopia	0	
164	Qiding beach resort	0	
165	Flying Cow Ranch	1	0.1%
166	Dahu(Shei-pa National Park)	0	
167	Nanzhuang	0	
170	National Museum of Natural Scinece	0	
171	Encore Garden	0	
172	Tungshan Amusement Park	0	
173	National Taiwan Museum of Fine Arts	1	0.1%
174	Xinsh	1	0.1%
175	Lihpao Land(Yamay Kingdom)	0	
176	Li shan (Pear Mountain)	0	
177	Dasyueshan	0	
178	Wuling National Forest Recreation Area	0	
179	Tiehchenshan Mountain Recreation Area	0	
180	Daan Beach	0	
181	Taichung County Gaomei Wetlands Wildlife Refuge	0	
182	Metropolitan Park	0	
183	Dajia	0	
185	Sun Moon Lake	18	1.0%
186	Formosan Aboriginal Culture Village	27	1.5%

d2l: D2.1. What tourist spots have you visited on this trip?

Value	Label	Cases	Percentage
187	Cingjing Farm	4	0.2%
188	Xitou	5	0.3%
189	ChungTai Chan Monastery	26	1.5%
190	Jiji	0	
191	Puli	5	0.3%
192	Sing Ling Temple	0	
193	Yushan National Park	0	
194	Puli Distillery	0	
195	Earthquake Museum of Taiwan	0	
196	Guguan	0	
197	Hehuanshan	1	0.1%
198	Sunlinksea	0	
199	Phoenix Valley Bird Park	0	
200	Checheng train station	0	
201	Wushe Scenic Area Recreation Area	0	
202	Shoutian Temple	0	
203	Dongpu Springs	0	
204	Aowanda National Forest Recreation Area	0	
205	Hehuanshan National Forest Recreation Area	0	
206	Lushan Hot Springs	0	
207	Guangxing Paper Factory	0	
208	Tenshing Kiln Ceramics Cultural Park	0	
215	Lugang Mazu Temple	0	
216	Lugang Folk Arts Museum	0	
217	Lugang Longshan Temple	0	
218	Baguashan	0	
219	Taiwan Folk Village	0	
220	Confucius Temple (Changhua)	0	
221	Lugang tranditional snacks	0	
222	Lugang Old Street	2	0.1%
225	Janfusun Fancyworld Theme Park	0	
226	Beigang Chaotien Temple	0	
227	Caoling	0	
235	Alishan	88	5.0%
236	Fenqihu	1	0.1%
237	Chiayis Farm	0	
238	Dongshih Fishery Harbor	0	
240	Old Fort of Anping (Fort Zeelandia)	13	0.7%
241	Chihkan Tower	12	0.7%
242	Confucius Temple (Tainan)	7	0.4%
243	Koxinga Shrine (Yanping Junwang Temple)	8	0.5%
244	Anping Port National Historical Scenic Area	3	0.2%
245	Eternal Fortress	3	0.2%
246	Datianhou Temple (Tainan Grand Matsu Temple)	0	
247	Luermen Tianhou temple	0	

d2l: D2.1. What tourist spots have you visited on this trip?

Value	Label	Cases	Percentage
248	Xishu Golden Beach	0	
249	Official God of War Temple (Sacrificial Rites Martial Temple	0	
250	Wufei Temple (Five Consorts Temple)	0	
251	Sicao Dazhong Temple and Gun Emplacement	0	
252	Southern Taiwan Science Park	0	
260	Guanziling	0	
261	Qigu Birdseeing	0	
262	Wushantou Reservoir Scenic Area	0	
263	Tsengwen Reservoir Scenic Area	1	0.1%
264	Dakeng Recreation Farm	0	
265	Tsou-Ma-Lai Farm	2	0.1%
270	Love River	77	4.3%
271	Xizi Bay	319	18.0%
272	Lotus Lake	45	2.5%
273	Qijin Seaside Park	5	0.3%
274	Shou Shan(Shou Shan Zoo)	5	0.3%
275	Dragon and Tiger Pagodas	2	0.1%
276	Urban Spotlight	0	
277	Kaohsiung 85 Building	1	0.1%
278	Spring and Autumn Pavilions	3	0.2%
279	Confucius Temple (Kaohsiung)	0	
280	Kaohsiung Port	2	0.1%
281	Blue Lagoon Water Theme Park	0	
282	Kaohsiung Museum of History	0	
283	Chijin Mazu Temple	0	
284	National Science and Technology Museum	0	
285	Kaohsiung Museum of Fine Arts	0	
286	Dream Mall	8	0.5%
287	New Juejiang Shopping Area	1	0.1%
288	Gushan Ferry Station	0	
289	Central Park (Kaohsiung)	0	
290	Former British Consulate	0	
291	Teresa Teng Memorial Hall	103	5.8%
292	EDA World	1	0.1%
293	Pier-2 Art Cneter	0	
294	Fo Kuang Shan	3	0.2%
295	Cheng Ching Lake	22	1.2%
296	Meinong Hakka Cultural Village	2	0.1%
297	Baolai and Bulao Springs	0	
298	Maolin National Scenic Area	0	
299	Liugui Service Area	0	
300	Jiaxian	0	
301	Meishan Visitor Center	0	
302	Kaohsiung Farm	0	
303	Tengzhi National Forest Recreation Area	0	

d2l: D2.1. What tourist spots have you visited on this trip?

Value	Label	Cases	Percentage
304	Shihba Luohan Shan	0	
305	Sandimen	0	
306	Saijia Service Area (Saijia Aviation Park)	0	
314	Houbihu	0	
315	Kenting National Park	281	15.9%
317	National Museum of Marine Biology and Aquarium	2	0.1%
319	Maubitou Park	2	0.1%
320	Sichongxi	0	
321	Jialeshuei Scenic Area	0	
322	Kenting Space Port	1	0.1%
323	Nanwan Beach Recreation Area	0	
324	Dapeng Bay National Scenic Area	0	
325	Kenting Sea Pool	1	0.1%
326	Liuqiu (Shiaoliuqiu)	0	
327	Sandimen	1	0.1%
328	Chuanfan Rock	9	0.5%
329	Hengchun Ancient City	0	
330	Jiaosi	3	0.2%
331	Tung Shan Science Area	0	
332	Taipingshan Forest Recreation Area	0	
333	Suao Cold Springs	0	
334	Wufengqi Scenic Area	0	
335	Guishan Island (Turtle Island)	0	
336	Fushan Botanical Garden	0	
337	Toucheng Recreation Farm	2	0.1%
338	Nanfangao	0	
339	Taipingshan National Forest Recreation Area	0	
340	Toucheng Sea Pool	0	
341	Chilan Forest Playground	0	
342	Caoling Historic Trail	0	
343	Wushih Harbor	0	
344	Da River (Daxi) Honeymoon Bay	0	
345	National Center for Traditional Arts	0	
346	Lanyang Museum	1	0.1%
350	Taroko, Tienhsiang	158	8.9%
351	Hualien Farglory Ocean Park	0	
352	Qixing Lake (Qixingtian)	32	1.8%
353	Amis Cultural Village	1	0.1%
354	Liyu (Carp) Lake	2	0.1%
355	Shin Kong Chao Feng Ranch & Resort	2	0.1%
356	Ruisui Hongye Springs	3	0.2%
357	Xiuguluan River Rafting Area	1	0.1%
358	Wenshan Springs	0	
360	National DongHua University	0	
361	Hualien Seaside Park	0	

d2l: D2.1. What tourist spots have you visited on this trip?

Value	Label	Cases	Percentage
362	Whale and Dolphine Watching Tour along East Coast	1	0.1%
363	Hualien Sugar Factory	0	
364	Shitiping	1	0.1%
365	Hualien Tzuchi	0	
366	Mataian Wetland Ecological Park	0	
367	Liushidan Mountain	0	
370	Chihpen	34	1.9%
371	Sanxiantai (Terrace of the Three Immortals)	9	0.5%
372	Lyudao (Green Island)	0	
373	Baxian Cave (Baxiandong)	7	0.4%
374	Xiaoyeliu (Jialulan)	0	
375	Beinan Cultural Park	0	
376	Guanshan Water Park	0	
377	Chulu Pasture	0	
378	Taitung Veterans Farm	0	
379	Lanyu (Orchid Island)	0	
380	National Museum of Prehistory	0	
381	Chengkong Harbor	0	
382	Water Running Up	50	2.8%
383	Dulan Mountain	0	
385	Penghu National Scenic Area	0	
386	Jibei Island	0	
387	Qimei Island	0	
390	Cihu (Kinmen)	0	
391	Kinmen National Park	1	0.1%
392	Taoshan	0	
393	Guniungtou War Museum	0	
394	Kinmen Folk Culture Village	0	
395	Juguang Tower	0	
396	Taiwu Mountain	0	
397	Kinmen Liquor Factory	0	
398	Wujiang River Estuary	0	
399	Sun Yat-sen Memorial Forest	0	
405	Qinbi Village	0	
406	Bishan Sightseeing Platform	0	
801	Shilin Night Market	58	3.3%
802	Huaxi Street (Snake Alley) Night Market	15	0.8%
803	Raohe Street Night Market	15	0.8%
804	Shida Night Market	13	0.7%
805	Linjiang St. Night Market	1	0.1%
806	Gongguan Night Market	2	0.1%
807	Dihua Street Night Market	0	
808	Ninxia Night Market	15	0.8%
809	Nanjichang Night Market	0	
810	Jingmei Night Market	1	0.1%

d2l: D2.1. What tourist spots have you visited on this trip?

Value	Label	Cases	Percentage
811	Liaoning Street Night Market	0	
812	Yansan Night Market	0	
813	Other Night Markets in Taipei City	1	0.1%
815	Lehua Night Market	1	0.1%
816	Banciao Nanya Night Market	0	
817	Sinjhuang Night Market	0	
818	Jhonghe Singnan Night Market	0	
819	Fuda Garden Night Market	1	0.1%
820	Other Night Markets in New Taipei City	0	
825	Miaoko Night Market	5	0.3%
826	Other Night Markets in Keelung City	0	
830	Jhongli Sinmin Night Market	0	
831	Taoyuan Tourist Night Market	0	
832	Other Night Markets in Taoyuan County	0	
834	Chenghuang Temple Night Market	0	
835	Other Night Markets in Hsinchu City	0	
838	Other Night Markets in Hsinchu County	0	
840	Other Night Markets in Miaoli County	0	
843	Fongjia Night Market	3	0.2%
844	Jhonghua Night Market	0	
845	Yizhong Street Night Market	2	0.1%
846	Other Night Markets in Taichung City	0	
849	Other Night Market in Nantou County	0	
851	Other Night Markets in Changhua County	0	
853	Other Night Markets in Yunlin County	0	
855	Wenhua Rd. Night Market	0	
856	Other Night Markets in Chiayi City	0	
858	Other Night Markets in Chiayi County	0	
860	Siaobei Night Market	0	
861	Huayuan Night Market in Tainan City	2	0.1%
862	Other Night Markets in Tainan City	0	
863	Other Night Markets in Tainan City	0	
865	Liuhe Night Market	26	1.5%
866	Sinsing Night Market	0	
867	Rueifong Night Market	1	0.1%
868	Jin-Zuan Night Market	0	
869	Kaisyuan Night Market	0	
870	Other Night Markets in Kaohsiung City	0	
871	Minzu Rd. Night Market	0	
872	Other Night Markets in Pingtung County	1	0.1%
874	Luodong Night Market	0	
875	Other Night Markets in Yilan County	0	
877	Nanbin Night Market	0	
878	Ziqiang Night Market	3	0.2%
879	Huayuan Night Market in Hualien County	0	

# d2l: D2.1. What tourist spots have you visited on this trip?			
Value	Label	Cases	Percentage
880	Other Night Markets in Taitung County	0	
883	Other Night Markets in Penghu County	0	
885	Other Night Markets in Kinmen County	0	
Sysmiss		4262	
Warning: these figures indicate the number of cases found in the data file. They cannot be interpreted as summary statistics of the population of interest.			
# d2m: D2.1. What tourist spots have you visited on this trip?			
Information	[Type= discrete] [Format=numeric] [Range= 1-885] [Missing=*]		
Statistics [NW/ W]	[Valid=1559 /-] [Invalid=4475 /-]		
Value	Label	Cases	Percentage
1	Taipei 101	5	0.3%
2	National Palace Museum	5	0.3%
3	Chiang Kaishek Memorial Hall	6	0.4%
4	Xinyi Shopping Distric	9	0.6%
5	Xiemending	15	1.0%
6	Taipe Martyr's Shrine	2	0.1%
7	The Estern Distristic of Taipei	4	0.3%
8	Long Shan Temple	3	0.2%
9	Yangmingshan National Park	4	0.3%
10	Beitou	4	0.3%
11	Taipei main station shopping area	1	0.1%
12	Office of the President Republic of China (Taiwan)	1	0.1%
13	Mucha Maokong	1	0.1%
14	Taipei Zoo	2	0.1%
15	Taipei Matro Mall	1	0.1%
16	Wufenpu Fashion Area	2	0.1%
17	Miramar Ferris wheel	1	0.1%
18	Sun yatsen Memorail Hall	10	0.6%
19	Hsing Tian Kong (Xingtian Temple)	2	0.1%
20	Guanghua 3C Mall	0	
21	Taipei Fine Art Museum	0	
22	Yuanshan	0	
23	Taipei Confucius Temple	0	
24	Chiang Kaishek's Shihlin Residence	1	0.1%
25	the Redhouse theater	1	0.1%
26	Tianmu	0	
27	Dalongdong Baoan Temple	1	0.1%
28	228 Peace Memorial Park	0	
29	SPOT Taipei Film House	0	
30	National Museum of History	0	
31	Museum of Contemporary Art, Taipei	0	
32	Jianguo Flower and Jade Market	0	
33	Taipei Children's Recreation Center	0	
34	Taipei Children's Museum of Transportation and Communication	0	
35	Taiwan Handcraft Promotion Center	0	

d2m: D2.1. What tourist spots have you visited on this trip?

Value	Label	Cases	Percentage
36	Shung Ye Museum of Formosan Aborigines	0	
37	Miniatures Museum of Taiwan	0	
38	Haujiang Waterfowl Nature Park	0	
40	Chinese Culture and Movie Center	0	
41	Taipei Botanical Garden	0	
42	Taipei Astronomical Museum	0	
43	Lin An Tai Historical House & Museum	0	
45	Dahu Park	0	
47	Postal Museum	0	
48	Militray Heros Hotel	0	
49	Nangang Economic and Commercial Park	0	
50	Taipei Flora Expo	1	0.1%
51	Huashan 1914 Creative Park	0	
52	Yongkang Street Commercial District	0	
53	Taipei Arena	0	
54	Songshan Cultural and Creative Park	0	
55	Stripping Laos	0	
56	Xiangshan	0	
57	Daan Forest Park	1	0.1%
65	Jou Fen	10	0.6%
66	Tamsui, Fort San Domingo, Old Street and Fishermen's Wharf	4	0.3%
67	Yehliu	5	0.3%
68	Jinguashi	1	0.1%
69	Wulai	1	0.1%
70	Yuanwangkeng Park	0	
71	Shihsanhang Museum of Archaeology	3	0.2%
72	Shenkeng Old Street	1	0.1%
73	Dharma Drum Mountain(Jinshan)	0	
74	Butian lake	0	
75	Shifen Waterfall	2	0.1%
76	Yingge Ceramics Museum	0	
77	Pinxi	3	0.2%
78	Yingge	2	0.1%
79	Sanxia	0	
80	Ocean World	0	
81	Juming Museum	0	
82	Pinlin	0	
83	Yun hsien Resort	0	
84	Tianlu Art Center	0	
85	Sanzhi	0	
86	The Lin Family Mansion and Garden	0	
87	Fulong beach	1	0.1%
88	Linkou	0	
89	Baisha Bay	0	
90	Bitou Cape Park	0	

d2m: D2.1. What tourist spots have you visited on this trip?

Value	Label	Cases	Percentage
92	Formosa Fun Coast	0	
93	Guanyinshan	0	
94	coastline park	0	
95	Qing Shui Zu shi temple	0	
96	Naptune park	0	
97	Green Bay	0	
98	Longdong South Ocean Park	0	
99	Temple of Eighteen Deities	0	
100	Teresa Teng Memorail Park (Yun Garden)	0	
103	GuanDu	0	
104	Sandiaoiao Cape Lighthouse	0	
105	Jingtong	3	0.2%
106	Houtong	1	0.1%
110	The Northeast Coastal Scienic Area	1	0.1%
111	Bisha Fishery Harbor	0	
112	Keelung Port	0	
113	Jhongjhrng Park	0	
114	Badouzi Coastal Park	0	
115	Hoping Island Coastal Park	0	
116	Valentine Lake Park	0	
117	Ershawan Gun Emplacement	0	
118	Dawulun Gun Emplacemnt	0	
125	Window On China Theme Park	0	
126	Dashi	1	0.1%
127	Shihmen Reservoir	0	
128	Cihu	1	0.1%
129	Zhongli	0	
130	Chung Cheng Aviation Museum	0	
131	Lala Mountain	0	
132	TaiMall	0	
135	Hsinchu Science Park	0	
136	Nanliao Fishery Harbor	0	
137	Ku Chi Peak	0	
138	Glass Museum	0	
145	Leofoo Village Theme Park	3	0.2%
146	Neiwan	0	
147	Beipu	0	
148	Daba Peak	0	
149	Little DingDong Science Theme Park	0	
150	Taian hot Springs	0	
151	Hwataoyao	0	
160	Sanyi Wood Sculpture Museum	0	
161	Lion's Head Mountain	0	
162	Tongxiao Beach Resort	0	
163	West Lake Resortopia	0	

d2m: D2.1. What tourist spots have you visited on this trip?

Value	Label	Cases	Percentage
164	Qiding beach resort	0	
165	Flying Cow Ranch	0	
166	Dahu(Shei-pa National Park)	1	0.1%
167	Nanzhuang	2	0.1%
170	National Museum of Natural Scinece	0	
171	Encore Garden	0	
172	Tungshan Amusement Park	0	
173	National Taiwan Museum of Fine Arts	1	0.1%
174	Xinsh	0	
175	Lihpao Land(Yamay Kingdom)	0	
176	Li shan (Pear Mountain)	0	
177	Dasyueshan	0	
178	Wuling National Forest Recereation Area	0	
179	Tiehchenshan Mountain Recreation Area	0	
180	Daan Beach	0	
181	Taichung County Gaomei Wetlands Wildlife Refuge	1	0.1%
182	Metropolitan Park	0	
183	Dajia	0	
185	Sun Moon Lake	3	0.2%
186	Formosan Aboriginal Culture Village	6	0.4%
187	Cingjing Farm	5	0.3%
188	Xitou	1	0.1%
189	ChungTai Chan Monastery	4	0.3%
190	Jiji	0	
191	Puli	1	0.1%
192	Sing Ling Temple	0	
193	Yushan National Park	0	
194	Puli Distillery	0	
195	Earthquake Museum of Taiwan	0	
196	Guguan	0	
197	Hehuanshan	0	
198	Sunlinksea	0	
199	Phoenix Valley Bird Park	0	
200	Checheng train station	0	
201	Wushe Scenic Area Recreation Area	0	
202	Shoutian Temple	0	
203	Dongpu Springs	0	
204	Aowanda National Forest Recreation Area	0	
205	Hehuanshan National Forest Recreation Area	0	
206	Lushan Hot Springs	1	0.1%
207	Guangxing Paper Factory	0	
208	Tenshing Kiln Ceramics Cultural Park	0	
215	Lugang Mazu Temple	0	
216	Lugang Folk Arts Museum	0	
217	Lugang Longshan Temple	0	

d2m: D2.1. What tourist spots have you visited on this trip?

Value	Label	Cases	Percentage
218	Baguashan	0	
219	Taiwan Folk Village	0	
220	Confucius Temple (Changhua)	0	
221	Lugang tranditional snacks	0	
222	Lugang Old Street	2	0.1%
225	Janfusun Fancyworld Theme Park	0	
226	Beigang Chaotien Temple	0	
227	Caoling	0	
235	Alishan	20	1.3%
236	Fenqihu	0	
237	Chiayis Farm	0	
238	Dongshih Fishery Harbor	0	
240	Old Fort of Anping (Fort Zeelandia)	8	0.5%
241	Chihkan Tower	4	0.3%
242	Confucius Temple (Tainan)	3	0.2%
243	Koxinga Shrine (Yanping Junwang Temple)	3	0.2%
244	Anping Port National Historical Scenic Area	1	0.1%
245	Eternal Fortress	2	0.1%
246	Datianhou Temple (Tainan Grand Matsu Temple)	0	
247	Luermen Tianhou temple	0	
248	Xishu Golden Beach	0	
249	Official God of War Temple (Sacrificial Rites Martial Temple	0	
250	Wufei Temple (Five Consorts Temple)	0	
251	Sicao Dazhong Temple and Gun Emplacement	0	
252	Southern Taiwan Science Park	0	
260	Guanziling	1	0.1%
261	Qigu Birdseeing	1	0.1%
262	Wushantou Reservoir Scenic Area	0	
263	Tsengwen Reservoir Scenic Area	0	
264	Dakeng Recreation Farm	0	
265	Tsou-Ma-Lai Farm	0	
270	Love River	33	2.1%
271	Xizi Bay	133	8.5%
272	Lotus Lake	19	1.2%
273	Qijin Seaside Park	8	0.5%
274	Shou Shan(Shou Shan Zoo)	2	0.1%
275	Dragon and Tiger Pagodas	1	0.1%
276	Urban Spotlight	0	
277	Kaohsiung 85 Building	1	0.1%
278	Spring and Autumn Pavilions	2	0.1%
279	Confucius Temple (Kaohsiung)	0	
280	Kaohsiung Port	1	0.1%
281	Blue Lagoon Water Theme Park	0	
282	Kaohsiung Museum of History	0	
283	Chijin Mazu Temple	0	

d2m: D2.1. What tourist spots have you visited on this trip?

Value	Label	Cases	Percentage
284	National Science and Technology Museum	0	
285	Kaohsiung Museum of Fine Arts	0	
286	Dream Mall	4	0.3%
287	New Juejiang Shopping Area	0	
288	Gushan Ferry Station	0	
289	Central Park (Kaohsiung)	0	
290	Former British Consulate	2	0.1%
291	Teresa Teng Memorial Hall	49	3.1%
292	EDA World	1	0.1%
293	Pier-2 Art Cneter	0	
294	Fo Kuang Shan	0	
295	Cheng Ching Lake	12	0.8%
296	Meinong Hakka Cultural Village	3	0.2%
297	Baolai and Bulao Springs	0	
298	Maolin National Scenic Area	0	
299	Liugui Service Area	0	
300	Jiaxian	0	
301	Meishan Visitor Center	0	
302	Kaohsiung Farm	0	
303	Tengzhi National Forest Recreation Area	0	
304	Shihba Luohan Shan	0	
305	Sandimen	0	
306	Saijia Service Area (Saijia Aviation Park)	0	
314	Houbihu	0	
315	Kenting National Park	399	25.6%
317	National Museum of Marine Biology and Aquarium	2	0.1%
319	Maubitou Park	1	0.1%
320	Sichongxi	0	
321	Jialeshuei Scenic Area	0	
322	Kenting Space Port	1	0.1%
323	Nanwan Beach Recreation Area	0	
324	Dapeng Bay National Scenic Area	0	
325	Kenting Sea Pool	0	
326	Liuqiu (Shiaoliuqiu)	0	
327	Sandimen	0	
328	Chuanfan Rock	13	0.8%
329	Hengchun Ancient City	0	
330	Jiaosi	6	0.4%
331	Tung Shan Science Area	0	
332	Taipingshan Forest Recreation Area	0	
333	Suao Cold Springs	0	
334	Wufengqi Scenic Area	0	
335	Guishan Island (Turtle Island)	0	
336	Fushan Botanical Garden	0	
337	Toucheng Recreation Farm	0	

d2m: D2.1. What tourist spots have you visited on this trip?

Value	Label	Cases	Percentage
338	Nanfangao	0	
339	Taipingshan National Forest Recreation Area	0	
340	Toucheng Sea Pool	0	
341	Chilan Forest Playground	0	
342	Caoling Historic Trail	0	
343	Wushih Harbor	0	
344	Da River (Daxi) Honeymoon Bay	0	
345	National Center for Traditional Arts	1	0.1%
346	Lanyang Museum	1	0.1%
350	Taroko, Tienhsiang	266	17.1%
351	Hualien Farglory Ocean Park	0	
352	Qixing Lake (Qixingtian)	43	2.8%
353	Amis Cultural Village	4	0.3%
354	Liyu (Carp) Lake	0	
355	Shin Kong Chao Feng Ranch & Resort	1	0.1%
356	Ruisui Hongye Springs	1	0.1%
357	Xiuguluan River Rafting Area	0	
358	Wenshan Springs	0	
360	National DongHua University	0	
361	Hualien Seaside Park	0	
362	Whale and Dolphine Watching Tour along East Coast	0	
363	Hualien Sugar Factory	0	
364	Shitiping	0	
365	Hualien Tzuchi	2	0.1%
366	Mataian Wetland Ecological Park	0	
367	Liushidan Mountain	0	
370	Chihpen	77	4.9%
371	Sanxiantai (Terrace of the Three Immortals)	25	1.6%
372	Lyudao (Green Island)	0	
373	Baxian Cave (Baxiandong)	5	0.3%
374	Xiaoyeliu (Jialulan)	0	
375	Beinan Cultural Park	0	
376	Guanshan Water Park	0	
377	Chulu Pasture	0	
378	Taitung Veterans Farm	0	
379	Lanyu (Orchid Island)	0	
380	National Museum of Prehistory	0	
381	Chengkong Harbor	0	
382	Water Running Up	76	4.9%
383	Dulan Mountain	0	
385	Penghu National Scenic Area	0	
386	Jibei Island	0	
387	Qimei Island	0	
390	Cihu (Kinmen)	0	
391	Kinmen National Park	0	

d2m: D2.1. What tourist spots have you visited on this trip?

Value	Label	Cases	Percentage
392	Taoshan	0	
393	Guniungtou War Museum	0	
394	Kinmen Folk Culture Village	0	
395	Juguang Tower	0	
396	Taiwu Mountain	0	
397	Kinmen Liquor Factory	0	
398	Wujiang River Estuary	0	
399	Sun Yat-sen Memorial Forest	0	
405	Qinbi Village	0	
406	Bishan Sightseeing Platform	0	
801	Shilin Night Market	51	3.3%
802	Huaxi Street (Snake Alley) Night Market	7	0.4%
803	Raohe Street Night Market	15	1.0%
804	Shida Night Market	22	1.4%
805	Linjiang St. Night Market	0	
806	Gongguan Night Market	0	
807	Dihua Street Night Market	0	
808	Ninxia Night Market	11	0.7%
809	Nanjichang Night Market	0	
810	Jingmei Night Market	0	
811	Liaoning Street Night Market	0	
812	Yansan Night Market	0	
813	Other Night Markets in Taipei City	0	
815	Lehua Night Market	1	0.1%
816	Banciao Nanya Night Market	1	0.1%
817	Sinjhuang Night Market	0	
818	Jhonghe Singnan Night Market	0	
819	Fuda Garden Night Market	0	
820	Other Night Markets in New Taipei City	0	
825	Miaoko Night Market	3	0.2%
826	Other Night Markets in Keelung City	0	
830	Jhongli Sinmin Night Market	0	
831	Taoyuan Tourist Night Market	0	
832	Other Night Markets in Taoyuan County	0	
834	Chenghuang Temple Night Market	0	
835	Other Night Markets in Hsinchu City	0	
838	Other Night Markets in Hsinchu County	0	
840	Other Night Markets in Miaoli County	0	
843	Fongjia Night Market	8	0.5%
844	Jhonghua Night Market	0	
845	Yizhong Street Night Market	3	0.2%
846	Other Night Markets in Taichung City	0	
849	Other Night Market in Nantou County	0	
851	Other Night Markets in Changhua County	0	
853	Other Night Markets in Yunlin County	0	

# d2m: D2.1. What tourist spots have you visited on this trip?			
Value	Label	Cases	Percentage
855	Wenhua Rd. Night Market	0	
856	Other Night Markets in Chiayi City	0	
858	Other Night Markets in Chiayi County	0	
860	Siaobei Night Market	0	
861	Huayuan Night Market in Tainan City	0	
862	Other Night Markets in Tainan City	0	
863	Other Night Markets in Tainan City	0	
865	Liuhe Night Market	39	2.5%
866	Sinsing Night Market	0	
867	Rueifong Night Market	2	0.1%
868	Jin-Zuan Night Market	0	
869	Kaisyuan Night Market	1	0.1%
870	Other Night Markets in Kaohsiung City	0	
871	Minzu Rd. Night Market	0	
872	Other Night Markets in Pingtung County	0	
874	Luodong Night Market	0	
875	Other Night Markets in Yilan County	0	
877	Nanbin Night Market	0	
878	Ziqiang Night Market	3	0.2%
879	Huayuan Night Market in Hualien County	0	
880	Other Night Markets in Taitung County	0	
883	Other Night Markets in Penghu County	0	
885	Other Night Markets in Kinmen County	0	
Sysmiss		4475	
Warning: these figures indicate the number of cases found in the data file. They cannot be interpreted as summary statistics of the population of interest.			
# d2n: D2.1. What tourist spots have you visited on this trip?			
Information	[Type= discrete] [Format=numeric] [Range= 1-885] [Missing=*]		
Statistics [NW/ W]	[Valid=1331 /-] [Invalid=4703 /-]		
Value	Label	Cases	Percentage
1	Taipei 101	8	0.6%
2	National Palace Museum	3	0.2%
3	Chiang Kaishek Memorial Hall	3	0.2%
4	Xinyi Shopping Distric	3	0.2%
5	Xiemending	14	1.1%
6	Taipe Martyr's Shrine	0	
7	The Estern Distristic of Taipei	2	0.2%
8	Long Shan Temple	1	0.1%
9	Yangmingshan National Park	2	0.2%
10	Beitou	8	0.6%
11	Taipei main station shopping area	3	0.2%
12	Office of the President Republic of China (Taiwan)	1	0.1%
13	Mucha Maokong	2	0.2%
14	Taipei Zoo	3	0.2%
15	Taipei Matro Mall	2	0.2%

d2n: D2.1. What tourist spots have you visited on this trip?

Value	Label	Cases	Percentage
16	Wufenpu Fashion Area	0	
17	Miramar Ferris wheel	1	0.1%
18	Sun yatsen Memorail Hall	2	0.2%
19	Hsing Tian Kong (Xingtian Temple)	0	
20	Guanghua 3C Mall	0	
21	Taipei Fine Art Museum	0	
22	Yuanshan	0	
23	Taipei Confucius Temple	0	
24	Chiang Kaishek's Shihlin Residence	4	0.3%
25	the Redhouse theater	0	
26	Tianmu	0	
27	Dalongdong Baoan Temple	0	
28	228 Peace Memorial Park	0	
29	SPOT Taipei Film House	0	
30	National Museum of History	1	0.1%
31	Museum of Contemporary Art, Taipei	0	
32	Jianguo Flower and Jade Market	0	
33	Taipei Children's Recreation Center	0	
34	Taipei Children's Museum of Transportation and Communication	0	
35	Taiwan Handcraft Promotion Center	0	
36	Shung Ye Museum of Formosan Aborigines	1	0.1%
37	Miniatures Museum of Taiwan	0	
38	Haujiang Waterfowl Nature Park	0	
40	Chinese Culture and Movie Center	0	
41	Taipei Botanical Garden	0	
42	Taipei Astronomical Museum	0	
43	Lin An Tai Historical House & Museum	0	
45	Dahu Park	0	
47	Postal Museum	0	
48	Militray Heros Hotel	0	
49	Nangang Economic and Commercial Park	0	
50	Taipei Flora Expo	1	0.1%
51	Huashan 1914 Creative Park	0	
52	Yongkang Street Commercial District	1	0.1%
53	Taipei Arena	0	
54	Songshan Cultural and Creative Park	3	0.2%
55	Stripping Laos	0	
56	Xiangshan	1	0.1%
57	Daan Forest Park	0	
65	Jou Fen	4	0.3%
66	Tamsui, Fort San Domingo, Old Street and Fishermen's Wharf	13	1.0%
67	Yehliu	0	
68	Jinguashi	0	
69	Wulai	0	
70	Yuanwangkeng Park	0	

d2n: D2.1. What tourist spots have you visited on this trip?

Value	Label	Cases	Percentage
71	Shihsanhang Museum of Archaeology	0	
72	Shenkeng Old Street	0	
73	Dharma Drum Mountain(Jinshan)	1	0.1%
74	Butian lake	1	0.1%
75	Shifen Waterfall	4	0.3%
76	Yingge Ceramics Museum	0	
77	Pinxi	2	0.2%
78	Yingge	0	
79	Sanxia	1	0.1%
80	Ocean World	0	
81	Juming Museum	0	
82	Pinlin	0	
83	Yun hsien Resort	0	
84	Tianlu Art Center	0	
85	Sanzhi	0	
86	The Lin Family Mansion and Garden	2	0.2%
87	Fulong beach	0	
88	Linkou	0	
89	Baisha Bay	0	
90	Bitou Cape Park	0	
92	Formosa Fun Coast	0	
93	Guanyinshan	0	
94	coastline park	0	
95	Qing Shui Zu shi temple	0	
96	Naptune park	0	
97	Green Bay	0	
98	Longdong South Ocean Park	0	
99	Temple of Eighteen Deities	0	
100	Teresa Teng Memorail Park (Yun Garden)	0	
103	GuanDu	0	
104	Sandiaoiao Cape Lighthouse	0	
105	Jingtong	1	0.1%
106	Houtong	0	
110	The Northeast Coastal Scenic Area	0	
111	Bisha Fishery Harbor	0	
112	Keelung Port	0	
113	Jhongjhrng Park	0	
114	Badouzi Coastal Park	0	
115	Hoping Island Coastal Park	0	
116	Valentine Lake Park	0	
117	Ershawan Gun Emplacement	0	
118	Dawulun Gun Emplacement	0	
125	Window On China Theme Park	0	
126	Dashi	0	
127	Shihmen Reservoir	1	0.1%

d2n: D2.1. What tourist spots have you visited on this trip?

Value	Label	Cases	Percentage
128	Cihu	2	0.2%
129	Zhongli	0	
130	Chung Cheng Aviation Museum	0	
131	Lala Mountain	0	
132	TaiMall	0	
135	Hsinchu Science Park	0	
136	Nanliao Fishery Harbor	0	
137	Ku Chi Peak	0	
138	Glass Museum	0	
145	Leofoo Village Theme Park	0	
146	Neiwan	1	0.1%
147	Beipu	0	
148	Daba Peak	0	
149	Little DingDong Science Theme Park	0	
150	Taian hot Springs	0	
151	Hwataoyao	0	
160	Sanyi Wood Sculpture Museum	0	
161	Lion's Head Mountain	0	
162	Tongxiao Beach Resort	0	
163	West Lake Resortopia	0	
164	Qiding beach resort	0	
165	Flying Cow Ranch	1	0.1%
166	Dahu(Shei-pa National Park)	0	
167	Nanzhuang	0	
170	National Museum of Natural Scinece	0	
171	Encore Garden	0	
172	Tungshan Amusement Park	0	
173	National Taiwan Museum of Fine Arts	1	0.1%
174	Xinsh	0	
175	Lihpao Land(Yamay Kingdom)	0	
176	Li shan (Pear Mountain)	0	
177	Dasyueshan	0	
178	Wuling National Forest Recreation Area	0	
179	Tiehchenshan Mountain Recreation Area	0	
180	Daan Beach	0	
181	Taichung County Gaomei Wetlands Wildlife Refuge	0	
182	Metropolitan Park	0	
183	Dajia	0	
185	Sun Moon Lake	4	0.3%
186	Formosan Aboriginal Culture Village	0	
187	Cingjing Farm	4	0.3%
188	Xitou	1	0.1%
189	ChungTai Chan Monastery	0	
190	Jiji	0	
191	Puli	1	0.1%

d2n: D2.1. What tourist spots have you visited on this trip?

Value	Label	Cases	Percentage
192	Sing Ling Temple	0	
193	Yushan National Park	0	
194	Puli Distillery	0	
195	Earthquake Museum of Taiwan	0	
196	Guguan	0	
197	Hehuanshan	0	
198	Sunlinksea	0	
199	Phoenix Valley Bird Park	0	
200	Checheng train station	0	
201	Wushe Scenic Area Recreation Area	0	
202	Shoutian Temple	0	
203	Dongpu Springs	0	
204	Aowanda National Forest Recreation Area	0	
205	Hehuanshan National Forest Recreation Area	0	
206	Lushan Hot Springs	0	
207	Guangxing Paper Factory	0	
208	Tenshing Kiln Ceramics Cultural Park	0	
215	Lugang Mazu Temple	0	
216	Lugang Folk Arts Museum	0	
217	Lugang Longshan Temple	0	
218	Baguashan	0	
219	Taiwan Folk Village	0	
220	Confucius Temple (Changhua)	0	
221	Lugang tranditional snacks	0	
222	Lugang Old Street	0	
225	Janfusun Fancyworld Theme Park	0	
226	Beigang Chaotien Temple	0	
227	Caoling	0	
235	Alishan	5	0.4%
236	Fenqihu	0	
237	Chiayis Farm	0	
238	Dongshih Fishery Harbor	0	
240	Old Fort of Anping (Fort Zeelandia)	1	0.1%
241	Chihkan Tower	2	0.2%
242	Confucius Temple (Tainan)	0	
243	Koxinga Shrine (Yanping Junwang Temple)	0	
244	Anping Port National Historical Scenic Area	0	
245	Eternal Fortress	0	
246	Datianhou Temple (Tainan Grand Matsu Temple)	0	
247	Luermen Tianhou temple	0	
248	Xishu Golden Beach	0	
249	Official God of War Temple (Sacrificial Rites Martial Temple	0	
250	Wufei Temple (Five Consorts Temple)	0	
251	Sicao Dazhong Temple and Gun Emplacement	0	
252	Southern Taiwan Science Park	0	

d2n: D2.1. What tourist spots have you visited on this trip?

Value	Label	Cases	Percentage
260	Guanziling	0	
261	Qigu Birdseeing	0	
262	Wushantou Reservoir Scenic Area	0	
263	Tsengwen Reservoir Scenic Area	0	
264	Dakeng Recreation Farm	0	
265	Tsou-Ma-Lai Farm	0	
270	Love River	16	1.2%
271	Xizi Bay	31	2.3%
272	Lotus Lake	3	0.2%
273	Qijin Seaside Park	6	0.5%
274	Shou Shan(Shou Shan Zoo)	0	
275	Dragon and Tiger Pagodas	0	
276	Urban Spotlight	0	
277	Kaohsiung 85 Building	1	0.1%
278	Spring and Autumn Pavilions	0	
279	Confucius Temple (Kaohsiung)	0	
280	Kaohsiung Port	2	0.2%
281	Blue Lagoon Water Theme Park	0	
282	Kaohsiung Museum of History	0	
283	Chijin Mazu Temple	0	
284	National Science and Technology Museum	0	
285	Kaohsiung Museum of Fine Arts	0	
286	Dream Mall	2	0.2%
287	New Juejiang Shopping Area	3	0.2%
288	Gushan Ferry Station	0	
289	Central Park (Kaohsiung)	0	
290	Former British Consulate	0	
291	Teresa Teng Memorial Hall	3	0.2%
292	EDA World	1	0.1%
293	Pier-2 Art Cneter	0	
294	Fo Kuang Shan	3	0.2%
295	Cheng Ching Lake	12	0.9%
296	Meinong Hakka Cultural Village	0	
297	Baolai and Bulao Springs	0	
298	Maolin National Scenic Area	0	
299	Liugui Service Area	0	
300	Jiaxian	0	
301	Meishan Visitor Center	0	
302	Kaohsiung Farm	0	
303	Tengzhi National Forest Recreation Area	0	
304	Shihba Luohan Shan	0	
305	Sandimen	0	
306	Saijia Service Area (Saijia Aviation Park)	0	
314	Houbihu	0	
315	Kenting National Park	148	11.1%

d2n: D2.1. What tourist spots have you visited on this trip?

Value	Label	Cases	Percentage
317	National Museum of Marine Biology and Aquarium	1	0.1%
319	Maubitou Park	0	
320	Sichongxi	0	
321	Jialeshuei Scenic Area	0	
322	Kenting Space Port	0	
323	Nanwan Beach Recreation Area	0	
324	Dapeng Bay National Scenic Area	0	
325	Kenting Sea Pool	1	0.1%
326	Liuqiu (Shiaoliuqiu)	0	
327	Sandimen	0	
328	Chuanfan Rock	10	0.8%
329	Hengchun Ancient City	0	
330	Jiaosi	2	0.2%
331	Tung Shan Science Area	0	
332	Taipingshan Forest Recreation Area	0	
333	Suao Cold Springs	2	0.2%
334	Wufengqi Scenic Area	0	
335	Guishan Island (Turtle Island)	0	
336	Fushan Botanical Garden	0	
337	Toucheng Recreation Farm	1	0.1%
338	Nanfangao	1	0.1%
339	Taipingshan National Forest Recreation Area	0	
340	Toucheng Sea Pool	0	
341	Chilan Forest Playground	0	
342	Caoling Historic Trail	0	
343	Wushih Harbor	0	
344	Da River (Daxi) Honeymoon Bay	0	
345	National Center for Traditional Arts	0	
346	Lanyang Museum	0	
350	Taroko, Tienhsiang	394	29.6%
351	Hualien Farglory Ocean Park	0	
352	Qixing Lake (Qixingtian)	53	4.0%
353	Amis Cultural Village	1	0.1%
354	Liyu (Carp) Lake	0	
355	Shin Kong Chao Feng Ranch & Resort	0	
356	Ruisui Hongye Springs	2	0.2%
357	Xiuguluan River Rafting Area	0	
358	Wenshan Springs	0	
360	National DongHua University	0	
361	Hualien Seaside Park	0	
362	Whale and Dolphine Watching Tour along East Coast	0	
363	Hualien Sugar Factory	0	
364	Shitiping	3	0.2%
365	Hualien Tzuchi	2	0.2%
366	Mataian Wetland Ecological Park	0	

d2n: D2.1. What tourist spots have you visited on this trip?

Value	Label	Cases	Percentage
367	Liushidan Mountain	0	
370	Chihpen	192	14.4%
371	Sanxiantai (Terrace of the Three Immortals)	26	2.0%
372	Lyudao (Green Island)	1	0.1%
373	Baxian Cave (Baxiandong)	14	1.1%
374	Xiaoyeliu (Jialulan)	0	
375	Beinan Cultural Park	0	
376	Guanshan Water Park	0	
377	Chulu Pasture	0	
378	Taitung Veterans Farm	0	
379	Lanyu (Orchid Island)	0	
380	National Museum of Prehistory	0	
381	Chengkong Harbor	0	
382	Water Running Up	131	9.8%
383	Dulan Mountain	0	
385	Penghu National Scenic Area	0	
386	Jibei Island	0	
387	Qimei Island	0	
390	Cihu (Kinmen)	0	
391	Kinmen National Park	0	
392	Taoshan	0	
393	Guniungtou War Museum	0	
394	Kinmen Folk Culture Village	0	
395	Juguang Tower	0	
396	Taiwu Mountain	0	
397	Kinmen Liquor Factory	0	
398	Wujiang River Estuary	0	
399	Sun Yat-sen Memorial Forest	0	
405	Qinbi Village	0	
406	Bishan Sightseeing Platform	0	
801	Shilin Night Market	47	3.5%
802	Huaxi Street (Snake Alley) Night Market	4	0.3%
803	Raohe Street Night Market	11	0.8%
804	Shida Night Market	7	0.5%
805	Linjiang St. Night Market	2	0.2%
806	Gongguan Night Market	0	
807	Dihua Street Night Market	0	
808	Ninxia Night Market	7	0.5%
809	Nanjichang Night Market	0	
810	Jingmei Night Market	0	
811	Liaoning Street Night Market	0	
812	Yansan Night Market	0	
813	Other Night Markets in Taipei City	0	
815	Lehua Night Market	0	
816	Banciao Nanya Night Market	0	

d2n: D2.1. What tourist spots have you visited on this trip?

Value	Label	Cases	Percentage
817	Sinjhuang Night Market	0	
818	Jhonghe Singnan Night Market	0	
819	Fuda Garden Night Market	0	
820	Other Night Markets in New Taipei City	0	
825	Miaoko Night Market	5	0.4%
826	Other Night Markets in Keelung City	0	
830	Jhongli Sinmin Night Market	0	
831	Taoyuan Tourist Night Market	0	
832	Other Night Markets in Taoyuan County	0	
834	Chenghuang Temple Night Market	1	0.1%
835	Other Night Markets in Hsinchu City	0	
838	Other Night Markets in Hsinchu County	0	
840	Other Night Markets in Miaoli County	0	
843	Fongjia Night Market	1	0.1%
844	Jhonghua Night Market	0	
845	Yizhong Street Night Market	2	0.2%
846	Other Night Markets in Taichung City	0	
849	Other Night Market in Nantou County	0	
851	Other Night Markets in Changhua County	0	
853	Other Night Markets in Yunlin County	0	
855	Wenhua Rd. Night Market	2	0.2%
856	Other Night Markets in Chiayi City	0	
858	Other Night Markets in Chiayi County	0	
860	Siaobei Night Market	0	
861	Huayuan Night Market in Tainan City	1	0.1%
862	Other Night Markets in Tainan City	0	
863	Other Night Markets in Tainan City	0	
865	Liuhe Night Market	44	3.3%
866	Sinsing Night Market	0	
867	Rueifong Night Market	2	0.2%
868	Jin-Zuan Night Market	0	
869	Kaisyuan Night Market	0	
870	Other Night Markets in Kaohsiung City	0	
871	Minzu Rd. Night Market	0	
872	Other Night Markets in Pingtung County	1	0.1%
874	Luodong Night Market	1	0.1%
875	Other Night Markets in Yilan County	0	
877	Nanbin Night Market	0	
878	Ziqiang Night Market	2	0.2%
879	Huayuan Night Market in Hualien County	0	
880	Other Night Markets in Taitung County	0	
883	Other Night Markets in Penghu County	0	
885	Other Night Markets in Kinmen County	0	
Sysmiss		4703	

Warning: these figures indicate the number of cases found in the data file. They cannot be interpreted as summary statistics of the population of interest.

# d2o: D2.1. What tourist spots have you visited on this trip?			
Information		[Type= discrete] [Format=numeric] [Range= 1-885] [Missing=*]	
Statistics [NW/ W]		[Valid=1052 /-] [Invalid=4982 /-]	
Value	Label	Cases	Percentage
1	Taipei 101	1	0.1%
2	National Palace Museum	4	0.4%
3	Chiang Kaishek Memorial Hall	4	0.4%
4	Xinyi Shopping Distric	1	0.1%
5	Xiemending	19	1.8%
6	Taipe Martyr's Shrine	1	0.1%
7	The Estern Distristic of Taipei	1	0.1%
8	Long Shan Temple	0	
9	Yangmingshan National Park	1	0.1%
10	Beitou	9	0.9%
11	Taipei main station shopping area	1	0.1%
12	Office of the President Republic of China (Taiwan)	3	0.3%
13	Mucha Maokong	1	0.1%
14	Taipei Zoo	1	0.1%
15	Taipei Matro Mall	0	
16	Wufenpu Fashion Area	0	
17	Miramar Ferris wheel	0	
18	Sun yatsen Memorail Hall	1	0.1%
19	Hsing Tian Kong (Xingtian Temple)	1	0.1%
20	Guanghua 3C Mall	1	0.1%
21	Taipei Fine Art Museum	0	
22	Yuanshan	0	
23	Taipei Confucius Temple	0	
24	Chiang Kaishek's Shihlin Residence	2	0.2%
25	the Redhouse theater	0	
26	Tianmu	0	
27	Dalongdong Baoan Temple	0	
28	228 Peace Memorial Park	0	
29	SPOT Taipei Film House	0	
30	National Museum of History	0	
31	Museum of Contemporary Art, Taipei	0	
32	Jianguo Flower and Jade Market	0	
33	Taipei Children's Recreation Center	0	
34	Taipei Children's Museum of Transportation and Communication	0	
35	Taiwan Handcraft Promotion Center	0	
36	Shung Ye Museum of Formosan Aborigines	0	
37	Miniatures Museum of Taiwan	0	
38	Haujiang Waterfowl Nature Park	0	
40	Chinese Culture and Movie Center	0	
41	Taipei Botanical Garden	0	
42	Taipei Astronomical Museum	0	
43	Lin An Tai Historical House & Museum	0	
45	Dahu Park	0	

d2o: D2.1. What tourist spots have you visited on this trip?

Value	Label	Cases	Percentage
47	Postal Museum	0	
48	Militray Heros Hotel	0	
49	Nangang Economic and Commercial Park	0	
50	Taipei Flora Expo	0	
51	Huashan 1914 Creative Park	1	0.1%
52	Yongkang Street Commercial District	1	0.1%
53	Taipei Arena	0	
54	Songshan Cultural and Creative Park	1	0.1%
55	Stripping Laos	0	
56	Xiangshan	1	0.1%
57	Daan Forest Park	0	
65	Jou Fen	2	0.2%
66	Tamsui, Fort San Domingo, Old Street and Fishermen's Wharf	1	0.1%
67	Yehliu	2	0.2%
68	Jinguashi	1	0.1%
69	Wulai	0	
70	Yuanwangkeng Park	0	
71	Shihsanhang Museum of Archaeology	0	
72	Shenkeng Old Street	1	0.1%
73	Dharma Drum Mountain(Jinshan)	1	0.1%
74	Butian lake	0	
75	Shifen Waterfall	0	
76	Yingge Ceramics Museum	0	
77	Pinxi	1	0.1%
78	Yingge	0	
79	Sanxia	1	0.1%
80	Ocean World	0	
81	Juming Museum	0	
82	Pinlin	0	
83	Yun hsien Resort	0	
84	Tianlu Art Center	1	0.1%
85	Sanzhi	0	
86	The Lin Family Mansion and Garden	0	
87	Fulong beach	0	
88	Linkou	0	
89	Baisha Bay	0	
90	Bitou Cape Park	0	
92	Formosa Fun Coast	0	
93	Guanyinshan	0	
94	coastline park	0	
95	Qing Shui Zu shi temple	0	
96	Naptune park	0	
97	Green Bay	0	
98	Longdong South Ocean Park	0	
99	Temple of Eighteen Deities	0	

d2o: D2.1. What tourist spots have you visited on this trip?

Value	Label	Cases	Percentage
100	Teresa Teng Memorail Park (Yun Garden)	0	
103	GuanDu	0	
104	Sandiaojiao Cape Lighthouse	0	
105	Jingtong	0	
106	Houtong	0	
110	The Northeast Coastal Scienic Area	0	
111	Bisha Fishery Harbor	0	
112	Keelung Port	0	
113	Jhongjhrng Park	0	
114	Badouzi Coastal Park	0	
115	Hoping Island Coastal Park	0	
116	Valentine Lake Park	0	
117	Ershawan Gun Emplacement	0	
118	Dawulun Gun Emplacemnt	0	
125	Window On China Theme Park	0	
126	Dashi	1	0.1%
127	Shihmen Reservoir	0	
128	Cihu	6	0.6%
129	Zhongli	0	
130	Chung Cheng Aviation Museum	0	
131	Lala Mountain	0	
132	TaiMall	0	
135	Hsinchu Science Park	0	
136	Nanliao Fishery Harbor	0	
137	Ku Chi Peak	0	
138	Glass Museum	0	
145	Leofoo Village Theme Park	0	
146	Neiwan	0	
147	Beipu	0	
148	Daba Peak	0	
149	Little DingDong Science Theme Park	0	
150	Taian hot Springs	0	
151	Hwataoyao	0	
160	Sanyi Wood Sculpture Museum	0	
161	Lion's Head Mountain	0	
162	Tongxiao Beach Resort	0	
163	West Lake Resortopia	0	
164	Qiding beach resort	0	
165	Flying Cow Ranch	0	
166	Dahu(Shei-pa National Park)	0	
167	Nanzhuang	1	0.1%
170	National Museum of Natural Scinece	0	
171	Encore Garden	0	
172	Tungshan Amusement Park	0	
173	National Taiwan Museum of Fine Arts	0	

d2o: D2.1. What tourist spots have you visited on this trip?

Value	Label	Cases	Percentage
174	Xinsh	1	0.1%
175	Lihpao Land(Yamay Kingdom)	0	
176	Li shan (Pear Mountain)	0	
177	Dasyueshan	0	
178	Wuling National Forest Recreation Area	0	
179	Tiehchenshan Mountain Recreation Area	0	
180	Daan Beach	0	
181	Taichung County Gaomei Wetlands Wildlife Refuge	0	
182	Metropolitan Park	0	
183	Dajia	0	
185	Sun Moon Lake	3	0.3%
186	Formosan Aboriginal Culture Village	0	
187	Cingjing Farm	1	0.1%
188	Xitou	3	0.3%
189	ChungTai Chan Monastery	0	
190	Jiji	1	0.1%
191	Puli	1	0.1%
192	Sing Ling Temple	0	
193	Yushan National Park	0	
194	Puli Distillery	0	
195	Earthquake Museum of Taiwan	0	
196	Guguan	0	
197	Hehuanshan	2	0.2%
198	Sunlinksea	0	
199	Phoenix Valley Bird Park	0	
200	Checheng train station	0	
201	Wushe Scenic Area Recreation Area	0	
202	Shoutian Temple	0	
203	Dongpu Springs	0	
204	Aowanda National Forest Recreation Area	0	
205	Hehuanshan National Forest Recreation Area	0	
206	Lushan Hot Springs	0	
207	Guangxing Paper Factory	0	
208	Tenshing Kiln Ceramics Cultural Park	0	
215	Lugang Mazu Temple	0	
216	Lugang Folk Arts Museum	0	
217	Lugang Longshan Temple	0	
218	Baguashan	0	
219	Taiwan Folk Village	0	
220	Confucius Temple (Changhua)	0	
221	Lugang trandtional snacks	0	
222	Lugang Old Street	0	
225	Janfusun Fancyworld Theme Park	0	
226	Beigang Chaotien Temple	0	
227	Caoling	0	

d2o: D2.1. What tourist spots have you visited on this trip?

Value	Label	Cases	Percentage
235	Alishan	4	0.4%
236	Fenqihu	0	
237	Chiayis Farm	0	
238	Dongshih Fishery Harbor	0	
240	Old Fort of Anping (Fort Zeelandia)	0	
241	Chihkan Tower	0	
242	Confucius Temple (Tainan)	0	
243	Koxinga Shrine (Yanping Junwang Temple)	0	
244	Anping Port National Historical Scenic Area	0	
245	Eternal Fortress	0	
246	Datianhou Temple (Tainan Grand Matsu Temple)	1	0.1%
247	Luermen Tianhou temple	0	
248	Xishu Golden Beach	0	
249	Official God of War Temple (Sacrificial Rites Martial Temple)	1	0.1%
250	Wufei Temple (Five Consorts Temple)	0	
251	Sicao Dazhong Temple and Gun Emplacement	0	
252	Southern Taiwan Science Park	0	
260	Guanziling	0	
261	Qigu Birdseeing	0	
262	Wushantou Reservoir Scenic Area	0	
263	Tsengwen Reservoir Scenic Area	0	
264	Dakeng Recreation Farm	0	
265	Tsou-Ma-Lai Farm	1	0.1%
270	Love River	27	2.6%
271	Xizi Bay	5	0.5%
272	Lotus Lake	5	0.5%
273	Qijin Seaside Park	2	0.2%
274	Shou Shan(Shou Shan Zoo)	0	
275	Dragon and Tiger Pagodas	0	
276	Urban Spotlight	0	
277	Kaohsiung 85 Building	0	
278	Spring and Autumn Pavilions	0	
279	Confucius Temple (Kaohsiung)	0	
280	Kaohsiung Port	1	0.1%
281	Blue Lagoon Water Theme Park	0	
282	Kaohsiung Museum of History	0	
283	Chijin Mazu Temple	0	
284	National Science and Technology Museum	1	0.1%
285	Kaohsiung Museum of Fine Arts	0	
286	Dream Mall	2	0.2%
287	New Juejiang Shopping Area	1	0.1%
288	Gushan Ferry Station	0	
289	Central Park (Kaohsiung)	0	
290	Former British Consulate	0	
291	Teresa Teng Memorial Hall	8	0.8%

d2o: D2.1. What tourist spots have you visited on this trip?

Value	Label	Cases	Percentage
292	EDA World	2	0.2%
293	Pier-2 Art Cneter	0	
294	Fo Kuang Shan	2	0.2%
295	Cheng Ching Lake	4	0.4%
296	Meinong Hakka Cultural Village	1	0.1%
297	Baolai and Bulao Springs	0	
298	Maolin National Scenic Area	0	
299	Liugui Service Area	0	
300	Jiaxian	0	
301	Meishan Visitor Center	0	
302	Kaohsiung Farm	0	
303	Tengzhi National Forest Recreation Area	0	
304	Shihba Luohan Shan	0	
305	Sandimen	0	
306	Saijia Service Area (Saijia Aviation Park)	0	
314	Houbihu	0	
315	Kenting National Park	22	2.1%
317	National Museum of Marine Biology and Aquarium	0	
319	Maubitou Park	0	
320	Sichongxi	1	0.1%
321	Jialeshuei Scenic Area	0	
322	Kenting Space Port	2	0.2%
323	Nanwan Beach Recreation Area	0	
324	Dapeng Bay National Scenic Area	0	
325	Kenting Sea Pool	0	
326	Liuqiu (Shiaoliuqiu)	0	
327	Sandimen	0	
328	Chuanfan Rock	8	0.8%
329	Hengchun Ancient City	0	
330	Jiaosi	2	0.2%
331	Tung Shan Science Area	0	
332	Taipingshan Forest Recreation Area	0	
333	Suao Cold Springs	0	
334	Wufengqi Scenic Area	0	
335	Guishan Island (Turtle Island)	0	
336	Fushan Botanical Garden	0	
337	Toucheng Recreation Farm	1	0.1%
338	Nanfangao	1	0.1%
339	Taipingshan National Forest Recreation Area	0	
340	Toucheng Sea Pool	0	
341	Chilan Forest Playground	0	
342	Caoling Historic Trail	0	
343	Wushih Harbor	0	
344	Da River (Daxi) Honeymoon Bay	0	
345	National Center for Traditional Arts	0	

d2o: D2.1. What tourist spots have you visited on this trip?

Value	Label	Cases	Percentage
346	Lanyang Museum	1	0.1%
350	Taroko, Tienhsiang	89	8.5%
351	Hualien Farglory Ocean Park	0	
352	Qixing Lake (Qixingtang)	37	3.5%
353	Amis Cultural Village	1	0.1%
354	Liyu (Carp) Lake	0	
355	Shin Kong Chao Feng Ranch & Resort	2	0.2%
356	Ruisui Hongye Springs	3	0.3%
357	Xiuguluan River Rafting Area	0	
358	Wenshan Springs	0	
360	National DongHua University	0	
361	Hualien Seaside Park	0	
362	Whale and Dolphine Watching Tour along East Coast	0	
363	Hualien Sugar Factory	0	
364	Shitiping	4	0.4%
365	Hualien Tzuchi	2	0.2%
366	Mataian Wetland Ecological Park	0	
367	Liushidan Mountain	0	
370	Chihpen	316	30.0%
371	Sanxiantai (Terrace of the Three Immortals)	64	6.1%
372	Lyudao (Green Island)	2	0.2%
373	Baxian Cave (Baxiandong)	26	2.5%
374	Xiaoyeliu (Jialulan)	0	
375	Beinan Cultural Park	0	
376	Guanshan Water Park	0	
377	Chulu Pasture	0	
378	Taitung Veterans Farm	0	
379	Lanyu (Orchid Island)	0	
380	National Museum of Prehistory	0	
381	Chengkong Harbor	0	
382	Water Running Up	175	16.6%
383	Dulan Mountain	0	
385	Penghu National Scenic Area	0	
386	Jibei Island	0	
387	Qimei Island	0	
390	Cihu (Kinmen)	0	
391	Kinmen National Park	0	
392	Taoshan	0	
393	Guniungtou War Museum	0	
394	Kinmen Folk Culture Village	0	
395	Juguang Tower	0	
396	Taiwu Mountain	0	
397	Kinmen Liquor Factory	0	
398	Wujiang River Estuary	0	
399	Sun Yat-sen Memorial Forest	0	

d2o: D2.1. What tourist spots have you visited on this trip?

Value	Label	Cases	Percentage
405	Qinbi Village	0	
406	Bishan Sightseeing Platform	0	
801	Shilin Night Market	39	3.7%
802	Huaxi Street (Snake Alley) Night Market	0	
803	Raohe Street Night Market	8	0.8%
804	Shida Night Market	7	0.7%
805	Linjiang St. Night Market	1	0.1%
806	Gongguan Night Market	0	
807	Dihua Street Night Market	0	
808	Ninxia Night Market	10	1.0%
809	Nanjichang Night Market	0	
810	Jingmei Night Market	0	
811	Liaoning Street Night Market	0	
812	Yansan Night Market	0	
813	Other Night Markets in Taipei City	0	
815	Lehua Night Market	0	
816	Banciao Nanya Night Market	0	
817	Sinjhuang Night Market	0	
818	Jhonghe Singnan Night Market	0	
819	Fuda Garden Night Market	0	
820	Other Night Markets in New Taipei City	0	
825	Miaoko Night Market	0	
826	Other Night Markets in Keelung City	0	
830	Jhongli Sinmin Night Market	0	
831	Taoyuan Tourist Night Market	0	
832	Other Night Markets in Taoyuan County	0	
834	Chenghuang Temple Night Market	1	0.1%
835	Other Night Markets in Hsinchu City	0	
838	Other Night Markets in Hsinchu County	0	
840	Other Night Markets in Miaoli County	0	
843	Fongjia Night Market	5	0.5%
844	Jhonghua Night Market	0	
845	Yizhong Street Night Market	0	
846	Other Night Markets in Taichung City	1	0.1%
849	Other Night Market in Nantou County	0	
851	Other Night Markets in Changhua County	0	
853	Other Night Markets in Yunlin County	0	
855	Wenhua Rd. Night Market	0	
856	Other Night Markets in Chiayi City	0	
858	Other Night Markets in Chiayi County	0	
860	Siaobei Night Market	0	
861	Huayuan Night Market in Tainan City	1	0.1%
862	Other Night Markets in Tainan City	0	
863	Other Night Markets in Tainan City	0	
865	Liuhe Night Market	53	5.0%

# d2o: D2.1. What tourist spots have you visited on this trip?			
Value	Label	Cases	Percentage
866	Sinsing Night Market	0	
867	Rueifong Night Market	3	0.3%
868	Jin-Zuan Night Market	1	0.1%
869	Kaisyuan Night Market	2	0.2%
870	Other Night Markets in Kaohsiung City	0	
871	Minzu Rd. Night Market	0	
872	Other Night Markets in Pingtung County	0	
874	Luodong Night Market	4	0.4%
875	Other Night Markets in Yilan County	0	
877	Nanbin Night Market	0	
878	Ziqiang Night Market	2	0.2%
879	Huayuan Night Market in Hualien County	0	
880	Other Night Markets in Taitung County	0	
883	Other Night Markets in Penghu County	0	
885	Other Night Markets in Kinmen County	0	
Sysmiss		4982	
Warning: these figures indicate the number of cases found in the data file. They cannot be interpreted as summary statistics of the population of interest.			
# d2_1: D2.2. Your favorite tourist spot is			
Information	[Type= discrete] [Format=numeric] [Range= 1-885] [Missing=*]		
Statistics [NW/ W]	[Valid=5252 /-] [Invalid=782 /-]		
Value	Label	Cases	Percentage
1	Taipei 101	393	7.5%
2	National Palace Museum	494	9.4%
3	Chiang Kaishek Memorial Hall	83	1.6%
4	Xinyi Shopping Distric	32	0.6%
5	Xiemending	204	3.9%
6	Taipe Martyr's Shrine	24	0.5%
7	The Estern Distristic of Taipei	38	0.7%
8	Long Shan Temple	83	1.6%
9	Yangmingshan National Park	48	0.9%
10	Beitou	103	2.0%
11	Taipei main station shopping area	9	0.2%
12	Office of the President Republic of China (Taiwan)	6	0.1%
13	Mucha Maokong	54	1.0%
14	Taipei Zoo	25	0.5%
15	Taipei Matro Mall	9	0.2%
16	Wufenpu Fashion Area	21	0.4%
17	Miramar Ferris wheel	3	0.1%
18	Sun yatsen Memorail Hall	34	0.6%
19	Hsing Tian Kong (Xingtian Temple)	12	0.2%
20	Guanghua 3C Mall	1	0.0%
21	Taipei Fine Art Museum	0	
22	Yuanshan	4	0.1%
23	Taipei Confucius Temple	1	0.0%

d2_1: D2.2. Your favorite tourist spot is

Value	Label	Cases	Percentage
24	Chiang Kaishek's Shihlin Residence	27	0.5%
25	the Redhouse theater	1	0.0%
26	Tianmu	2	0.0%
27	Dalongdong Baoan Temple	1	0.0%
28	228 Peace Memorial Park	0	
29	SPOT Taipei Film House	1	0.0%
30	National Museum of History	0	
31	Museum of Contemporary Art, Taipei	2	0.0%
32	Jianguo Flower and Jade Market	1	0.0%
33	Taipei Children's Recreation Center	0	
34	Taipei Children's Museum of Transportation and Communication	0	
35	Taiwan Handcraft Promotion Center	0	
36	Shung Ye Museum of Formosan Aborigines	0	
37	Miniatures Museum of Taiwan	0	
38	Haujiang Waterfowl Nature Park	0	
40	Chinese Culture and Movie Center	0	
41	Taipei Botanical Garden	1	0.0%
42	Taipei Astronomical Museum	0	
43	Lin An Tai Historical House & Museum	0	
45	Dahu Park	0	
47	Postal Museum	0	
48	Militray Heros Hotel	0	
49	Nangang Economic and Commercial Park	1	0.0%
50	Taipei Flora Expo	1	0.0%
51	Huashan 1914 Creative Park	4	0.1%
52	Yongkang Street Commercial District	48	0.9%
53	Taipei Arena	3	0.1%
54	Songshan Cultural and Creative Park	9	0.2%
55	Stripping Laos	0	
56	Xiangshan	6	0.1%
57	Daan Forest Park	3	0.1%
65	Jou Fen	458	8.7%
66	Tamsui, Fort San Domingo, Old Street and Fishermen's Wharf	179	3.4%
67	Yehliu	289	5.5%
68	Jinguashi	7	0.1%
69	Wulai	31	0.6%
70	Yuanwangkeng Park	0	
71	Shihsanhang Museum of Archaeology	7	0.1%
72	Shenkeng Old Street	3	0.1%
73	Dharma Drum Mountain(Jinshan)	3	0.1%
74	Butian lake	3	0.1%
75	Shifen Waterfall	84	1.6%
76	Yingge Ceramics Museum	0	
77	Pinxi	34	0.6%
78	Yingge	6	0.1%

# d2_1: D2.2. Your favorite tourist spot is			
Value	Label	Cases	Percentage
79	Sanxia	2	0.0%
80	Ocean World	0	
81	Juming Museum	1	0.0%
82	Pinlin	0	
83	Yun hsien Resort	0	
84	Tianlu Art Center	0	
85	Sanzhi	0	
86	The Lin Family Mansion and Garden	0	
87	Fulong beach	1	0.0%
88	Linkou	0	
89	Baisha Bay	2	0.0%
90	Bitou Cape Park	1	0.0%
92	Formosa Fun Coast	0	
93	Guanyinshan	0	
94	coastline park	0	
95	Qing Shui Zu shi temple	0	
96	Naptune park	0	
97	Green Bay	1	0.0%
98	Longdong South Ocean Park	3	0.1%
99	Temple of Eighteen Deities	0	
100	Teresa Teng Memorail Park (Yun Garden)	0	
103	GuanDu	1	0.0%
104	Sandiaojiao Cape Lighthouse	0	
105	Jingtong	8	0.2%
106	Houtong	6	0.1%
110	The Northeast Coastal Scienic Area	5	0.1%
111	Bisha Fishery Harbor	0	
112	Keelung Port	2	0.0%
113	Jhongjhrng Park	0	
114	Badouzih Coastal Park	0	
115	Hoping Island Coastal Park	1	0.0%
116	Valentine Lake Park	0	
117	Ershawan Gun Emplacement	0	
118	Dawulun Gun Emplacememt	0	
125	Window On China Theme Park	1	0.0%
126	Dashi	8	0.2%
127	Shihmen Reservoir	0	
128	Cihu	12	0.2%
129	Zhongli	0	
130	Chung Cheng Aviation Museum	0	
131	Lala Mountain	1	0.0%
132	TaiMall	0	
135	Hsinchu Science Park	0	
136	Nanliao Fishery Harbor	2	0.0%
137	Ku Chi Peak	0	

d2_1: D2.2. Your favorite tourist spot is

Value	Label	Cases	Percentage
138	Glass Museum	0	
145	Leofoo Village Theme Park	9	0.2%
146	Neiwan	1	0.0%
147	Beipu	0	
148	Daba Peak	0	
149	Little DingDong Science Theme Park	0	
150	Taian hot Springs	1	0.0%
151	Hwataoyao	0	
160	Sanyi Wood Sculpture Museum	1	0.0%
161	Lion's Head Mountain	0	
162	Tongxiao Beach Resort	0	
163	West Lake Resortopia	1	0.0%
164	Qiding beach resort	0	
165	Flying Cow Ranch	2	0.0%
166	Dahu(Shei-pa National Park)	0	
167	Nanzhuang	0	
170	National Museum of Natural Scinece	1	0.0%
171	Encore Garden	0	
172	Tungshan Amusement Park	0	
173	National Taiwan Museum of Fine Arts	0	
174	Xinsh	2	0.0%
175	Lihpao Land(Yamay Kingdom)	0	
176	Li shan (Pear Mountain)	1	0.0%
177	Dasyueshan	0	
178	Wuling National Forest Recreation Area	1	0.0%
179	Tiehchenshan Mountain Recreation Area	1	0.0%
180	Daan Beach	0	
181	Taichung County Gaomei Wetlands Wildlife Refuge	4	0.1%
182	Metropolitan Park	1	0.0%
183	Dajia	0	
185	Sun Moon Lake	434	8.3%
186	Formosan Aboriginal Culture Village	9	0.2%
187	Cingjing Farm	94	1.8%
188	Xitou	7	0.1%
189	ChungTai Chan Monastery	17	0.3%
190	Jiji	0	
191	Puli	1	0.0%
192	Sing Ling Temple	1	0.0%
193	Yushan National Park	0	
194	Puli Distillery	0	
195	Earthquake Museum of Taiwan	0	
196	Guguan	0	
197	Hehuanshan	7	0.1%
198	Sunlinksea	1	0.0%
199	Phoenix Valley Bird Park	0	

d2_1: D2.2. Your favorite tourist spot is

Value	Label	Cases	Percentage
200	Checheng train station	1	0.0%
201	Wushe Scenic Area Recreation Area	0	
202	Shoutian Temple	0	
203	Dongpu Springs	1	0.0%
204	Aowanda National Forest Recreation Area	0	
205	Hehuanshan National Forest Recreation Area	0	
206	Lushan Hot Springs	1	0.0%
207	Guangxing Paper Factory	0	
208	Tenshing Kiln Ceramics Cultural Park	0	
215	Lugang Mazu Temple	1	0.0%
216	Lugang Folk Arts Museum	0	
217	Lugang Longshan Temple	0	
218	Baguashan	1	0.0%
219	Taiwan Folk Village	0	
220	Confucius Temple (Changhua)	0	
221	Lugang trandtional snacks	0	
222	Lugang Old Street	6	0.1%
225	Janfusun Fancyworld Theme Park	0	
226	Beigang Chaotien Temple	0	
227	Caoling	0	
235	Alishan	267	5.1%
236	Fenqihu	0	
237	Chiayis Farm	0	
238	Dongshih Fishery Harbor	0	
240	Old Fort of Anping (Fort Zeelandia)	15	0.3%
241	Chihkan Tower	3	0.1%
242	Confucius Temple (Tainan)	3	0.1%
243	Koxinga Shrine (Yanping Junwang Temple)	0	
244	Anping Port National Historical Scenic Area	4	0.1%
245	Eternal Fortress	0	
246	Datianhou Temple (Tainan Grand Matsu Temple)	0	
247	Luermen Tianhou temple	0	
248	Xishu Golden Beach	1	0.0%
249	Official God of War Temple (Sacrificial Rites Martial Temple	0	
250	Wufei Temple (Five Consorts Temple)	0	
251	Sicao Dazhong Temple and Gun Emplacement	0	
252	Southern Taiwan Science Park	0	
260	Guanziling	4	0.1%
261	Qigu Birdseeing	2	0.0%
262	Wushantou Reservoir Scenic Area	3	0.1%
263	Tsengwen Reservoir Scenic Area	0	
264	Dakeng Recreation Farm	0	
265	Tsou-Ma-Lai Farm	3	0.1%
270	Love River	19	0.4%
271	Xizi Bay	18	0.3%

d2_1: D2.2. Your favorite tourist spot is

Value	Label	Cases	Percentage
272	Lotus Lake	8	0.2%
273	Qijin Seaside Park	12	0.2%
274	Shou Shan(Shou Shan Zoo)	1	0.0%
275	Dragon and Tiger Pagodas	2	0.0%
276	Urban Spotlight	0	
277	Kaohsiung 85 Building	2	0.0%
278	Spring and Autumn Pavilions	0	
279	Confucius Temple (Kaohsiung)	0	
280	Kaohsiung Port	5	0.1%
281	Blue Lagoon Water Theme Park	0	
282	Kaohsiung Museum of History	1	0.0%
283	Chijin Mazu Temple	0	
284	National Science and Technology Museum	0	
285	Kaohsiung Museum of Fine Arts	0	
286	Dream Mall	6	0.1%
287	New Juejiang Shopping Area	4	0.1%
288	Gushan Ferry Station	0	
289	Central Park (Kaohsiung)	1	0.0%
290	Former British Consulate	1	0.0%
291	Teresa Teng Memorial Hall	2	0.0%
292	EDA World	7	0.1%
293	Pier-2 Art Cneter	0	
294	Fo Kuang Shan	7	0.1%
295	Cheng Ching Lake	27	0.5%
296	Meinong Hakka Cultural Village	1	0.0%
297	Baolai and Bulao Springs	3	0.1%
298	Maolin National Scenic Area	0	
299	Liugui Service Area	0	
300	Jiaxian	1	0.0%
301	Meishan Visitor Center	0	
302	Kaohsiung Farm	0	
303	Tengzhi National Forest Recreation Area	0	
304	Shihba Luohan Shan	0	
305	Sandimen	0	
306	Saijia Service Area (Saijia Aviation Park)	0	
314	Houbihu	1	0.0%
315	Kenting National Park	308	5.9%
317	National Museum of Marine Biology and Aquarium	9	0.2%
319	Maubitou Park	2	0.0%
320	Sichongxi	3	0.1%
321	Jialeshuei Scenic Area	0	
322	Kenting Space Port	6	0.1%
323	Nanwan Beach Recreation Area	0	
324	Dapeng Bay National Scenic Area	0	
325	Kenting Sea Pool	3	0.1%

d2_1: D2.2. Your favorite tourist spot is

Value	Label	Cases	Percentage
326	Liuqiu (Shiaoliuqiu)	1	0.0%
327	Sandimen	2	0.0%
328	Chuanfan Rock	1	0.0%
329	Hengchun Ancient City	0	
330	Jiaosi	21	0.4%
331	Tung Shan Science Area	0	
332	Taipingshan Forest Recreation Area	1	0.0%
333	Suao Cold Springs	1	0.0%
334	Wufengqi Scenic Area	1	0.0%
335	Guishan Island (Turtle Island)	0	
336	Fushan Botanical Garden	0	
337	Toucheng Recreation Farm	2	0.0%
338	Nanfangao	1	0.0%
339	Taipingshan National Forest Recreation Area	0	
340	Toucheng Sea Pool	0	
341	Chilan Forest Playground	2	0.0%
342	Caoling Historic Trail	0	
343	Wushih Harbor	0	
344	Da River (Daxi) Honeymoon Bay	0	
345	National Center for Traditional Arts	2	0.0%
346	Lanyang Museum	1	0.0%
350	Taroko, Tienhsiang	295	5.6%
351	Hualien Farglory Ocean Park	1	0.0%
352	Qixing Lake (Qixingtian)	19	0.4%
353	Amis Cultural Village	1	0.0%
354	Liyu (Carp) Lake	1	0.0%
355	Shin Kong Chao Feng Ranch & Resort	1	0.0%
356	Ruisui Hongye Springs	2	0.0%
357	Xiuguluan River Rafting Area	2	0.0%
358	Wenshan Springs	0	
360	National DongHua University	0	
361	Hualien Seaside Park	0	
362	Whale and Dolphine Watching Tour along East Coast	2	0.0%
363	Hualien Sugar Factory	0	
364	Shitiping	2	0.0%
365	Hualien Tzuchi	0	
366	Mataian Wetland Ecological Park	0	
367	Liushidan Mountain	1	0.0%
370	Chihpen	10	0.2%
371	Sanxiantai (Terrace of the Three Immortals)	11	0.2%
372	Lyudao (Green Island)	8	0.2%
373	Baxian Cave (Baxiandong)	0	
374	Xiaoyeliu (Jialulan)	0	
375	Beinan Cultural Park	0	
376	Guanshan Water Park	2	0.0%

d2_1: D2.2. Your favorite tourist spot is

Value	Label	Cases	Percentage
377	Chulu Pasture	0	
378	Taitung Veterans Farm	0	
379	Lanyu (Orchid Island)	2	0.0%
380	National Museum of Prehistory	1	0.0%
381	Chengkong Harbor	0	
382	Water Running Up	3	0.1%
383	Dulan Mountain	1	0.0%
385	Penghu National Scenic Area	7	0.1%
386	Jibei Island	1	0.0%
387	Qimei Island	1	0.0%
390	Cihu (Kinmen)	0	
391	Kinmen National Park	1	0.0%
392	Taoshan	0	
393	Guniungtou War Museum	0	
394	Kinmen Folk Culture Village	0	
395	Juguang Tower	0	
396	Taiwu Mountain	0	
397	Kinmen Liquor Factory	0	
398	Wujiang River Estuary	0	
399	Sun Yat-sen Memorial Forest	0	
405	Qinbi Village	0	
406	Bishan Sightseeing Platform	0	
801	Shilin Night Market	257	4.9%
802	Huaxi Street (Snake Alley) Night Market	2	0.0%
803	Raohe Street Night Market	47	0.9%
804	Shida Night Market	30	0.6%
805	Linjiang St. Night Market	5	0.1%
806	Gongguan Night Market	1	0.0%
807	Dihua Street Night Market	6	0.1%
808	Ninxia Night Market	25	0.5%
809	Nanjichang Night Market	0	
810	Jingmei Night Market	1	0.0%
811	Liaoning Street Night Market	0	
812	Yansan Night Market	0	
813	Other Night Markets in Taipei City	1	0.0%
815	Lehua Night Market	0	
816	Banciao Nanya Night Market	3	0.1%
817	Sinjhuang Night Market	0	
818	Jhonghe Singnan Night Market	0	
819	Fuda Garden Night Market	2	0.0%
820	Other Night Markets in New Taipei City	1	0.0%
825	Miaoko Night Market	4	0.1%
826	Other Night Markets in Keelung City	0	
830	Jhongli Sinmin Night Market	4	0.1%
831	Taoyuan Tourist Night Market	1	0.0%

# d2_1: D2.2. Your favorite tourist spot is			
Value	Label	Cases	Percentage
832	Other Night Markets in Taoyuan County	0	
834	Chenghuang Temple Night Market	3	0.1%
835	Other Night Markets in Hsinchu City	1	0.0%
838	Other Night Markets in Hsinchu County	0	
840	Other Night Markets in Miaoli County	1	0.0%
843	Fongjia Night Market	51	1.0%
844	Jhonghua Night Market	0	
845	Yizhong Street Night Market	5	0.1%
846	Other Night Markets in Taichung City	0	
849	Other Night Market in Nantou County	1	0.0%
851	Other Night Markets in Changhua County	0	
853	Other Night Markets in Yunlin County	0	
855	Wenhua Rd. Night Market	1	0.0%
856	Other Night Markets in Chiayi City	0	
858	Other Night Markets in Chiayi County	0	
860	Siaobei Night Market	0	
861	Huayuan Night Market in Tainan City	10	0.2%
862	Other Night Markets in Tainan City	0	
863	Other Night Markets in Tainan City	0	
865	Liuhe Night Market	30	0.6%
866	Sinsing Night Market	0	
867	Rueifong Night Market	7	0.1%
868	Jin-Zuan Night Market	2	0.0%
869	Kaisyuan Night Market	1	0.0%
870	Other Night Markets in Kaohsiung City	0	
871	Minzu Rd. Night Market	0	
872	Other Night Markets in Pingtung County	5	0.1%
874	Luodong Night Market	5	0.1%
875	Other Night Markets in Yilan County	0	
877	Nanbin Night Market	0	
878	Ziqiang Night Market	1	0.0%
879	Huayuan Night Market in Hualien County	0	
880	Other Night Markets in Taitung County	0	
883	Other Night Markets in Penghu County	0	
885	Other Night Markets in Kinmen County	0	
Sysmiss		782	
Warning: these figures indicate the number of cases found in the data file. They cannot be interpreted as summary statistics of the population of interest.			
# d2_2: D2.3. Your least favorite tourist spot is			
Information	[Type= discrete] [Format=numeric] [Range= 1-885] [Missing=*]		
Statistics [NW/ W]	[Valid=648 -] [Invalid=5386 -]		
Value	Label	Cases	Percentage
1	Taipei 101	54	8.3%
2	National Palace Museum	33	5.1%
3	Chiang Kaishek Memorial Hall	11	1.7%

d2_2: D2.3. Your least favorite tourist spot is

Value	Label	Cases	Percentage
4	Xinyi Shopping Distric	3	0.5%
5	Xiemending	25	3.9%
6	Taipe Martyr's Shrine	2	0.3%
7	The Estern Distristic of Taipei	1	0.2%
8	Long Shan Temple	13	2.0%
9	Yangmingshan National Park	8	1.2%
10	Beitou	5	0.8%
11	Taipei main station shopping area	6	0.9%
12	Office of the President Republic of China (Taiwan)	3	0.5%
13	Mucha Maokong	2	0.3%
14	Taipei Zoo	0	
15	Taipei Matro Mall	1	0.2%
16	Wufenpu Fashion Area	6	0.9%
17	Miramar Ferris wheel	2	0.3%
18	Sun yatsen Memorail Hall	9	1.4%
19	Hsing Tian Kong (Xingtian Temple)	1	0.2%
20	Guanghua 3C Mall	0	
21	Taipei Fine Art Museum	1	0.2%
22	Yuanshan	1	0.2%
23	Taipei Confucius Temple	0	
24	Chiang Kaishek's Shihlin Residence	5	0.8%
25	the Redhouse theater	1	0.2%
26	Tianmu	1	0.2%
27	Dalongdong Baoan Temple	0	
28	228 Peace Memorial Park	1	0.2%
29	SPOT Taipei Film House	0	
30	National Museum of History	0	
31	Museum of Contemporary Art, Taipei	1	0.2%
32	Jianguo Flower and Jade Market	0	
33	Taipei Children's Recreation Center	0	
34	Taipei Children's Museum of Transportation and Communication	0	
35	Taiwan Handcraft Promotion Center	0	
36	Shung Ye Museum of Formosan Aborigines	0	
37	Miniatures Museum of Taiwan	1	0.2%
38	Haujiang Waterfowl Nature Park	0	
40	Chinese Culture and Movie Center	0	
41	Taipei Botanical Garden	0	
42	Taipei Astronomical Museum	0	
43	Lin An Tai Historical House & Museum	0	
45	Dahu Park	0	
47	Postal Museum	0	
48	Militray Heros Hotel	0	
49	Nangang Economic and Commercial Park	0	
50	Taipei Flora Expo	0	
51	Huashan 1914 Creative Park	0	

d2_2: D2.3. Your least favorite tourist spot is

Value	Label	Cases	Percentage
52	Yongkang Street Commercial District	2	0.3%
53	Taipei Arena	0	
54	Songshan Cultural and Creative Park	1	0.2%
55	Stripping Laos	0	
56	Xiangshan	0	
57	Daan Forest Park	0	
65	Jou Fen	34	5.2%
66	Tamsui, Fort San Domingo, Old Street and Fishermen's Wharf	15	2.3%
67	Yehliu	14	2.2%
68	Jinguashi	1	0.2%
69	Wulai	2	0.3%
70	Yuanwangkeng Park	0	
71	Shihsanhang Museum of Archaeology	1	0.2%
72	Shenkeng Old Street	2	0.3%
73	Dharma Drum Mountain(Jinshan)	1	0.2%
74	Butian lake	0	
75	Shifen Waterfall	1	0.2%
76	Yingge Ceramics Museum	0	
77	Pinxi	2	0.3%
78	Yingge	0	
79	Sanxia	0	
80	Ocean World	0	
81	Juming Museum	0	
82	Pinlin	0	
83	Yun hsien Resort	0	
84	Tianlu Art Center	2	0.3%
85	Sanzhi	0	
86	The Lin Family Mansion and Garden	0	
87	Fulong beach	1	0.2%
88	Linkou	0	
89	Baisha Bay	0	
90	Bitou Cape Park	0	
92	Formosa Fun Coast	0	
93	Guanyinshan	0	
94	coastline park	0	
95	Qing Shui Zu shi temple	0	
96	Naptune park	0	
97	Green Bay	0	
98	Longdong South Ocean Park	0	
99	Temple of Eighteen Deities	0	
100	Teresa Teng Memorail Park (Yun Garden)	0	
103	GuanDu	0	
104	SandiaoJiao Cape Lighthouse	0	
105	Jingtong	2	0.3%
106	Houtong	1	0.2%

d2_2: D2.3. Your least favorite tourist spot is

Value	Label	Cases	Percentage
110	The Northeast Coastal Scenic Area	0	
111	Bisha Fishery Harbor	1	0.2%
112	Keelung Port	0	
113	Jhongjhrng Park	0	
114	Badouzi Coastal Park	0	
115	Hoping Island Coastal Park	0	
116	Valentine Lake Park	0	
117	Ershawan Gun Emplacement	0	
118	Dawulun Gun Emplacement	0	
125	Window On China Theme Park	2	0.3%
126	Dashi	0	
127	Shihmen Reservoir	0	
128	Cihu	4	0.6%
129	Zhongli	0	
130	Chung Cheng Aviation Museum	0	
131	Lala Mountain	0	
132	TaiMall	0	
135	Hsinchu Science Park	0	
136	Nanliao Fishery Harbor	0	
137	Ku Chi Peak	0	
138	Glass Museum	0	
145	Leofoo Village Theme Park	0	
146	Neiwan	0	
147	Beipu	0	
148	Daba Peak	0	
149	Little DingDong Science Theme Park	0	
150	Taian hot Springs	0	
151	Hwataoyao	0	
160	Sanyi Wood Sculpture Museum	0	
161	Lion's Head Mountain	0	
162	Tongxiao Beach Resort	0	
163	West Lake Resortopia	0	
164	Qiding beach resort	0	
165	Flying Cow Ranch	0	
166	Dahu(Shei-pa National Park)	1	0.2%
167	Nanzhuang	0	
170	National Museum of Natural Science	0	
171	Encore Garden	0	
172	Tungshan Amusement Park	0	
173	National Taiwan Museum of Fine Arts	3	0.5%
174	Xinsh	0	
175	Lihpao Land(Yamay Kingdom)	0	
176	Li shan (Pear Mountain)	0	
177	Dasyueshan	0	
178	Wuling National Forest Recreation Area	0	

d2_2: D2.3. Your least favorite tourist spot is

Value	Label	Cases	Percentage
179	Tiehchenshan Mountain Recreation Area	0	
180	Daan Beach	0	
181	Taichung County Gaomei Wetlands Wildlife Refuge	1	0.2%
182	Metropolitan Park	0	
183	Dajia	0	
185	Sun Moon Lake	26	4.0%
186	Formosan Aboriginal Culture Village	0	
187	Cingjing Farm	1	0.2%
188	Xitou	1	0.2%
189	ChungTai Chan Monastery	9	1.4%
190	Jiji	0	
191	Puli	0	
192	Sing Ling Temple	0	
193	Yushan National Park	0	
194	Puli Distillery	0	
195	Earthquake Museum of Taiwan	0	
196	Guguan	0	
197	Hehuanshan	0	
198	Sunlinksea	0	
199	Phoenix Valley Bird Park	0	
200	Checheng train station	0	
201	Wushe Scenic Area Recreation Area	0	
202	Shoutian Temple	0	
203	Dongpu Springs	0	
204	Aowanda National Forest Recreation Area	0	
205	Hehuanshan National Forest Recreation Area	0	
206	Lushan Hot Springs	0	
207	Guangxing Paper Factory	0	
208	Tenshing Kiln Ceramics Cultural Park	0	
215	Lugang Mazu Temple	0	
216	Lugang Folk Arts Museum	0	
217	Lugang Longshan Temple	0	
218	Baguashan	0	
219	Taiwan Folk Village	0	
220	Confucius Temple (Changhua)	0	
221	Lugang trandtional snacks	0	
222	Lugang Old Street	1	0.2%
225	Janfusun Fancyworld Theme Park	0	
226	Beigang Chaotien Temple	0	
227	Caoling	0	
235	Alishan	34	5.2%
236	Fenqihu	0	
237	Chiayis Farm	0	
238	Dongshih Fishery Harbor	0	
240	Old Fort of Anping (Fort Zeelandia)	2	0.3%

d2_2: D2.3. Your least favorite tourist spot is

Value	Label	Cases	Percentage
241	Chihkan Tower	3	0.5%
242	Confucius Temple (Tainan)	0	
243	Koxinga Shrine (Yanping Junwang Temple)	1	0.2%
244	Anping Port National Historical Scenic Area	0	
245	Eternal Fortress	0	
246	Datianhou Temple (Tainan Grand Matsu Temple)	0	
247	Luermen Tianhou temple	0	
248	Xishu Golden Beach	0	
249	Official God of War Temple (Sacrificial Rites Martial Temple	0	
250	Wufei Temple (Five Consorts Temple)	0	
251	Sicao Dazhong Temple and Gun Emplacement	0	
252	Southern Taiwan Science Park	0	
260	Guanziling	0	
261	Qigu Birdseeing	0	
262	Wushantou Reservoir Scenic Area	0	
263	Tsengwen Reservoir Scenic Area	1	0.2%
264	Dakeng Recreation Farm	0	
265	Tsou-Ma-Lai Farm	0	
270	Love River	14	2.2%
271	Xizi Bay	19	2.9%
272	Lotus Lake	5	0.8%
273	Qijin Seaside Park	1	0.2%
274	Shou Shan(Shou Shan Zoo)	1	0.2%
275	Dragon and Tiger Pagodas	0	
276	Urban Spotlight	0	
277	Kaohsiung 85 Building	1	0.2%
278	Spring and Autumn Pavilions	0	
279	Confucius Temple (Kaohsiung)	0	
280	Kaohsiung Port	1	0.2%
281	Blue Lagoon Water Theme Park	0	
282	Kaohsiung Museum of History	0	
283	Chijin Mazu Temple	0	
284	National Science and Technology Museum	0	
285	Kaohsiung Museum of Fine Arts	0	
286	Dream Mall	0	
287	New Juejiang Shopping Area	0	
288	Gushan Ferry Station	0	
289	Central Park (Kaohsiung)	0	
290	Former British Consulate	0	
291	Teresa Teng Memorial Hall	3	0.5%
292	EDA World	0	
293	Pier-2 Art Cneter	0	
294	Fo Kuang Shan	0	
295	Cheng Ching Lake	2	0.3%
296	Meinong Hakka Cultural Village	0	




d2_2: D2.3. Your least favorite tourist spot is

Value	Label	Cases	Percentage
297	Baolai and Bulao Springs	0	
298	Maolin National Scenic Area	0	
299	Liugui Service Area	0	
300	Jiaxian	0	
301	Meishan Visitor Center	0	
302	Kaohsiung Farm	0	
303	Tengzhi National Forest Recreation Area	0	
304	Shihba Luohan Shan	0	
305	Sandimen	0	
306	Saijia Service Area (Saijia Aviation Park)	0	
314	Houbihu	1	0.2%
315	Kenting National Park	15	2.3%
317	National Museum of Marine Biology and Aquarium	1	0.2%
319	Maubitou Park	0	
320	Sichongxi	1	0.2%
321	Jialeshuei Scenic Area	0	
322	Kenting Space Port	0	
323	Nanwan Beach Recreation Area	0	
324	Dapeng Bay National Scenic Area	0	
325	Kenting Sea Pool	0	
326	Liuqiu (Shiaoliuqiu)	0	
327	Sandimen	1	0.2%
328	Chuanfan Rock	2	0.3%
329	Hengchun Ancient City	0	
330	Jiaosi	0	
331	Tung Shan Science Area	0	
332	Taipingshan Forest Recreation Area	0	
333	Suao Cold Springs	0	
334	Wufengqi Scenic Area	0	
335	Guishan Island (Turtle Island)	2	0.3%
336	Fushan Botanical Garden	0	
337	Toucheng Recreation Farm	3	0.5%
338	Nanfangao	0	
339	Taipingshan National Forest Recreation Area	0	
340	Toucheng Sea Pool	0	
341	Chilan Forest Playground	0	
342	Caoling Historic Trail	0	
343	Wushih Harbor	0	
344	Da River (Daxi) Honeymoon Bay	0	
345	National Center for Traditional Arts	0	
346	Lanyang Museum	0	
350	Taroko, Tienhsiang	24	3.7%
351	Hualien Farglory Ocean Park	0	
352	Qixing Lake (Qixingtian)	4	0.6%
353	Amis Cultural Village	1	0.2%

# d2_2: D2.3. Your least favorite tourist spot is			
Value	Label	Cases	Percentage
354	Liyu (Carp) Lake	0	
355	Shin Kong Chao Feng Ranch & Resort	1	0.2%
356	Ruisui Hongye Springs	1	0.2%
357	Xiuguluan River Rafting Area	0	
358	Wenshan Springs	0	
360	National DongHua University	0	
361	Hualien Seaside Park	0	
362	Whale and Dolphine Watching Tour along East Coast	0	
363	Hualien Sugar Factory	1	0.2%
364	Shitiping	0	
365	Hualien Tzuchi	0	
366	Mataian Wetland Ecological Park	0	
367	Liushidan Mountain	0	
370	Chihpen	5	0.8%
371	Sanxiantai (Terrace of the Three Immortals)	2	0.3%
372	Lyudao (Green Island)	0	
373	Baxian Cave (Baxiandong)	2	0.3%
374	Xiaoyeliu (Jialulan)	0	
375	Beinan Cultural Park	0	
376	Guanshan Water Park	0	
377	Chulu Pasture	0	
378	Taitung Veterans Farm	0	
379	Lanyu (Orchid Island)	0	
380	National Museum of Prehistory	0	
381	Chengkong Harbor	0	
382	Water Running Up	28	4.3%
383	Dulan Mountain	0	
385	Penghu National Scenic Area	1	0.2%
386	Jibei Island	0	
387	Qimei Island	0	
390	Cihu (Kinmen)	0	
391	Kinmen National Park	1	0.2%
392	Taoshan	0	
393	Guniungtou War Museum	0	
394	Kinmen Folk Culture Village	0	
395	Juguang Tower	0	
396	Taiwu Mountain	0	
397	Kinmen Liquor Factory	0	
398	Wujiang River Estuary	0	
399	Sun Yat-sen Memorial Forest	0	
405	Qinbi Village	0	
406	Bishan Sightseeing Platform	0	
801	Shilin Night Market	58	9.0%
802	Huaxi Street (Snake Alley) Night Market	14	2.2%
803	Raohe Street Night Market	6	0.9%

d2_2: D2.3. Your least favorite tourist spot is

Value	Label	Cases	Percentage
804	Shida Night Market	7	<div><div></div></div> 1.1%
805	Linjiang St. Night Market	0	
806	Gongguan Night Market	1	<div><div></div></div> 0.2%
807	Dihua Street Night Market	0	
808	Ninxia Night Market	7	<div><div></div></div> 1.1%
809	Nanjichang Night Market	0	
810	Jingmei Night Market	0	
811	Liaoning Street Night Market	0	
812	Yansan Night Market	0	
813	Other Night Markets in Taipei City	0	
815	Lehua Night Market	0	
816	Banciao Nanya Night Market	0	
817	Sinjhuang Night Market	1	<div><div></div></div> 0.2%
818	Jhonghe Singnan Night Market	0	
819	Fuda Garden Night Market	3	<div><div></div></div> 0.5%
820	Other Night Markets in New Taipei City	0	
825	Miaoko Night Market	6	<div><div></div></div> 0.9%
826	Other Night Markets in Keelung City	0	
830	Jhongli Sinmin Night Market	0	
831	Taoyuan Tourist Night Market	0	
832	Other Night Markets in Taoyuan County	0	
834	Chenghuang Temple Night Market	0	
835	Other Night Markets in Hsinchu City	0	
838	Other Night Markets in Hsinchu County	0	
840	Other Night Markets in Miaoli County	0	
843	Fongjia Night Market	4	<div><div></div></div> 0.6%
844	Jhonghua Night Market	0	
845	Yizhong Street Night Market	0	
846	Other Night Markets in Taichung City	0	
849	Other Night Market in Nantou County	0	
851	Other Night Markets in Changhua County	0	
853	Other Night Markets in Yunlin County	0	
855	Wenhua Rd. Night Market	0	
856	Other Night Markets in Chiayi City	0	
858	Other Night Markets in Chiayi County	0	
860	Siaobei Night Market	0	
861	Huayuan Night Market in Tainan City	2	<div><div></div></div> 0.3%
862	Other Night Markets in Tainan City	0	
863	Other Night Markets in Tainan City	0	
865	Liuhe Night Market	20	<div><div></div></div> 3.1%
866	Sinsing Night Market	0	
867	Rueifong Night Market	1	<div><div></div></div> 0.2%
868	Jin-Zuan Night Market	1	<div><div></div></div> 0.2%
869	Kaisyuan Night Market	1	<div><div></div></div> 0.2%
870	Other Night Markets in Kaohsiung City	1	<div><div></div></div> 0.2%

# d2_2: D2.3. Your least favorite tourist spot is			
Value	Label	Cases	Percentage
871	Minzu Rd. Night Market	0	
872	Other Night Markets in Pingtung County	0	
874	Luodong Night Market	0	
875	Other Night Markets in Yilan County	0	
877	Nanbin Night Market	0	
878	Ziqiang Night Market	1	
879	Huayuan Night Market in Hualien County	0	
880	Other Night Markets in Taitung County	0	
883	Other Night Markets in Penghu County	0	
885	Other Night Markets in Kinmen County	0	
Sysmiss		5386	
Warning: these figures indicate the number of cases found in the data file. They cannot be interpreted as summary statistics of the population of interest.			
# d2_3_1: D2.3. Please indicate what you disliked about it:(1)Scenery(Check all that apply)			
Information	[Type= discrete] [Format=numeric] [Range= 0-1] [Missing=*]		
Statistics [NW/ W]	[Valid=2002 /-] [Invalid=4032 /-]		
Value	Label	Cases	Percentage
0	No	1854	
1	Yes	148	
Sysmiss		4032	
Warning: these figures indicate the number of cases found in the data file. They cannot be interpreted as summary statistics of the population of interest.			

# d2_3_2: D2.3. Please indicate what you disliked about it:(2)Recreational facilities(Check all that apply)			
Information		[Type= discrete] [Format=numeric] [Range= 0-1] [Missing=*]	
Statistics [NW/ W]		[Valid=2002 /-] [Invalid=4032 /-]	
Value	Label	Cases	Percentage
0	No	1981	<div><div></div></div> 99.0%
1	Yes	21	<div><div></div></div> 1.0%
Sysmiss		4032	
Warning: these figures indicate the number of cases found in the data file. They cannot be interpreted as summary statistics of the population of interest.			
# d2_3_3: D2.3. Please indicate what you disliked about it:(3)Environment(Check all that apply)			
Information		[Type= discrete] [Format=numeric] [Range= 0-1] [Missing=*]	
Statistics [NW/ W]		[Valid=2002 /-] [Invalid=4032 /-]	
Value	Label	Cases	Percentage
0	No	1940	<div><div></div></div> 96.9%
1	Yes	62	<div><div></div></div> 3.1%
Sysmiss		4032	
Warning: these figures indicate the number of cases found in the data file. They cannot be interpreted as summary statistics of the population of interest.			
# d2_3_4: D2.3. Please indicate what you disliked about it:(4)Transportation(Check all that apply)			
Information		[Type= discrete] [Format=numeric] [Range= 0-1] [Missing=*]	
Statistics [NW/ W]		[Valid=2002 /-] [Invalid=4032 /-]	
Value	Label	Cases	Percentage
0	No	1974	<div><div></div></div> 98.6%
1	Yes	28	<div><div></div></div> 1.4%
Sysmiss		4032	
Warning: these figures indicate the number of cases found in the data file. They cannot be interpreted as summary statistics of the population of interest.			
# d2_3_5: D2.3. Please indicate what you disliked about it:(5)Others(Check all that apply)			
Information		[Type= discrete] [Format=numeric] [Range= 0-1] [Missing=*]	
Statistics [NW/ W]		[Valid=2002 /-] [Invalid=4032 /-]	
Value	Label	Cases	Percentage
0	No	1557	<div><div></div></div> 77.8%
1	Yes	445	<div><div></div></div> 22.2%
Sysmiss		4032	
Warning: these figures indicate the number of cases found in the data file. They cannot be interpreted as summary statistics of the population of interest.			
# d3_1: D3. Please rate your level of satisfaction with the means of public transportation in Taiwan.(1)High Speed Rail			
Information		[Type= discrete] [Format=numeric] [Range= 0-99] [Missing=*]	
Statistics [NW/ W]		[Valid=6034 /-] [Invalid=0 /-]	
Value	Label	Cases	Percentage
0	No experience	4729	<div><div></div></div> 78.4%
1	Very dissatisfied	1	<div><div></div></div> 0.0%
2	Dissatisfied	2	<div><div></div></div> 0.0%
3	Neutral	27	<div><div></div></div> 0.4%
4	Satisfied	337	<div><div></div></div> 5.6%
5	Very satisfied	938	<div><div></div></div> 15.5%
99	Missing	0	
Warning: these figures indicate the number of cases found in the data file. They cannot be interpreted as summary statistics of the population of interest.			

# d3_2: D3. Please rate your level of satisfaction with the means of public transportation in Taiwan.(2)Train			
Information	[Type= discrete] [Format=numeric] [Range= 0-99] [Missing=*]		
Statistics [NW/ W]	[Valid=6034 /-] [Invalid=0 /-]		
Value	Label	Cases	Percentage
0	No experience	3742	<div><div></div></div> 62.0%
1	Very dissatisfied	2	0.0%
2	Dissatisfied	32	0.5%
3	Neutral	183	3.0%
4	Satisfied	889	14.7%
5	Very satisfied	1186	19.7%
99	Missing	0	
Warning: these figures indicate the number of cases found in the data file. They cannot be interpreted as summary statistics of the population of interest.			
# d3_3: D3. Please rate your level of satisfaction with the means of public transportation in Taiwan.(3)MRT			
Information	[Type= discrete] [Format=numeric] [Range= 0-99] [Missing=*]		
Statistics [NW/ W]	[Valid=6034 /-] [Invalid=0 /-]		
Value	Label	Cases	Percentage
0	No experience	2994	<div><div></div></div> 49.6%
1	Very dissatisfied	2	0.0%
2	Dissatisfied	4	0.1%
3	Neutral	78	1.3%
4	Satisfied	1019	16.9%
5	Very satisfied	1937	32.1%
99	Missing	0	
Warning: these figures indicate the number of cases found in the data file. They cannot be interpreted as summary statistics of the population of interest.			
# d3_4: D3. Please rate your level of satisfaction with the means of public transportation in Taiwan.(4)Airplane			
Information	[Type= discrete] [Format=numeric] [Range= 0-99] [Missing=*]		
Statistics [NW/ W]	[Valid=6034 /-] [Invalid=0 /-]		
Value	Label	Cases	Percentage
0	No experience	5969	<div><div></div></div> 98.9%
1	Very dissatisfied	0	
2	Dissatisfied	1	0.0%
3	Neutral	5	0.1%
4	Satisfied	21	0.3%
5	Very satisfied	38	0.6%
99	Missing	0	
Warning: these figures indicate the number of cases found in the data file. They cannot be interpreted as summary statistics of the population of interest.			
# d3_5: D3. Please rate your level of satisfaction with the means of public transportation in Taiwan.(5)Coach			
Information	[Type= discrete] [Format=numeric] [Range= 0-99] [Missing=*]		
Statistics [NW/ W]	[Valid=6034 /-] [Invalid=0 /-]		
Value	Label	Cases	Percentage
0	No experience	3887	<div><div></div></div> 64.4%
1	Very dissatisfied	3	0.0%
2	Dissatisfied	4	0.1%
3	Neutral	103	1.7%

# d3_5: D3. Please rate your level of satisfaction with the means of public transportation in Taiwan.(5)Coach			
Value	Label	Cases	Percentage
4	Satisfied	606	<div><div></div></div> 10.0%
5	Very satisfied	1431	<div><div></div></div> 23.7%
99	Missing	0	
Warning: these figures indicate the number of cases found in the data file. They cannot be interpreted as summary statistics of the population of interest.			
# d3_6: D3. Please rate your level of satisfaction with the means of public transportation in Taiwan.(6)Sightseeng tour bus			
Information	[Type= discrete] [Format=numeric] [Range= 0-99] [Missing=*]		
Statistics [NW/ W]	[Valid=6034 /-] [Invalid=0 /-]		
Value	Label	Cases	Percentage
0	No experience	5762	<div><div></div></div> 95.5%
1	Very dissatisfied	0	
2	Dissatisfied	2	0.0%
3	Neutral	27	0.4%
4	Satisfied	102	1.7%
5	Very satisfied	141	2.3%
99	Missing	0	
Warning: these figures indicate the number of cases found in the data file. They cannot be interpreted as summary statistics of the population of interest.			
# d3_7: D3. Please rate your level of satisfaction with the means of public transportation in Taiwan.(7)Bus			
Information	[Type= discrete] [Format=numeric] [Range= 0-99] [Missing=*]		
Statistics [NW/ W]	[Valid=6034 /-] [Invalid=0 /-]		
Value	Label	Cases	Percentage
0	No experience	4350	<div><div></div></div> 72.1%
1	Very dissatisfied	2	0.0%
2	Dissatisfied	34	0.6%
3	Neutral	181	3.0%
4	Satisfied	663	11.0%
5	Very satisfied	804	13.3%
99	Missing	0	
Warning: these figures indicate the number of cases found in the data file. They cannot be interpreted as summary statistics of the population of interest.			
# d3_8: D3. Please rate your level of satisfaction with the means of public transportation in Taiwan.(8)Taxi			
Information	[Type= discrete] [Format=numeric] [Range= 0-99] [Missing=*]		
Statistics [NW/ W]	[Valid=6034 /-] [Invalid=0 /-]		
Value	Label	Cases	Percentage
0	No experience	2206	<div><div></div></div> 36.6%
1	Very dissatisfied	9	0.1%
2	Dissatisfied	46	0.8%
3	Neutral	295	4.9%
4	Satisfied	1393	23.1%
5	Very satisfied	2085	34.6%
99	Missing	0	
Warning: these figures indicate the number of cases found in the data file. They cannot be interpreted as summary statistics of the population of interest.			
# d3_9: D3. Please rate your level of satisfaction with the means of public transportation in Taiwan.(9)Ferry			
Information	[Type= discrete] [Format=numeric] [Range= 0-99] [Missing=*]		

# d3_9: D3. Please rate your level of satisfaction with the means of public transportation in Taiwan.(9)Ferry			
Statistics [NW/ W]		[Valid=6034 /-] [Invalid=0 /-]	
Value	Label	Cases	Percentage
0	No experience	4311	<div><div></div></div> 71.4%
1	Very dissatisfied	3	0.0%
2	Dissatisfied	13	0.2%
3	Neutral	87	1.4%
4	Satisfied	581	9.6%
5	Very satisfied	1039	17.2%
99	Missing	0	
Warning: these figures indicate the number of cases found in the data file. They cannot be interpreted as summary statistics of the population of interest.			
# d3_10: D3. Please rate your level of satisfaction with the means of public transportation in Taiwan.(10)Taiwan Tourist Shuttle			
Information		[Type= discrete] [Format=numeric] [Range= 0-99] [Missing=*]	
Statistics [NW/ W]		[Valid=6034 /-] [Invalid=0 /-]	
Value	Label	Cases	Percentage
0	No experience	5944	<div><div></div></div> 98.5%
1	Very dissatisfied	4	0.1%
2	Dissatisfied	1	0.0%
3	Neutral	7	0.1%
4	Satisfied	34	0.6%
5	Very satisfied	44	0.7%
99	Missing	0	
Warning: these figures indicate the number of cases found in the data file. They cannot be interpreted as summary statistics of the population of interest.			
# d4_1a: D4. Where did you stay during this visit to Taiwan?(1)Hotels(Check all that apply)			
Information		[Type= discrete] [Format=numeric] [Range= 0-1] [Missing=*]	
Statistics [NW/ W]		[Valid=6034 /-] [Invalid=0 /-]	
Value	Label	Cases	Percentage
0	No	886	<div><div></div></div> 14.7%
1	Yes	5148	<div><div></div></div> 85.3%
Warning: these figures indicate the number of cases found in the data file. They cannot be interpreted as summary statistics of the population of interest.			
# d4_1b: D4. The main hotel is in __ County (City)			
Information		[Type= discrete] [Format=numeric] [Range= 1-22] [Missing=*]	
Statistics [NW/ W]		[Valid=5148 /-] [Invalid=886 /-]	
Value	Label	Cases	Percentage
1	Taipei City	3804	<div><div></div></div> 73.9%
2	New Taipei City	25	0.5%
3	Keelung City	348	6.8%
4	Taoyuan County	89	1.7%
5	Hsinchu City	7	0.1%
6	Hsinchu County	156	3.0%
7	Miaoli County	36	0.7%
8	Taichung City	4	0.1%
9	Nantou County	6	0.1%
10	Changhua County	41	0.8%





# d4_1b: D4. The main hotel is in __ County (City)			
Value	Label	Cases	Percentage
11	Yunlin County	81	<div><div></div></div> 1.6%
12	Chiayi City	348	<div><div></div></div> 6.8%
13	Chiayi County	46	<div><div></div></div> 0.9%
14	Tainan CIty	29	<div><div></div></div> 0.6%
15	Kaohsiung City	75	<div><div></div></div> 1.5%
16	Pingtung County	49	<div><div></div></div> 1.0%
17	Yilan County	4	<div><div></div></div> 0.1%
18	Hualien County	0	
19	Taitung County	0	
20	Penghu County	0	
21	Kinmen County	0	
22	Matsu	0	
Sysmiss		886	
Warning: these figures indicate the number of cases found in the data file. They cannot be interpreted as summary statistics of the population of interest.			
# d4_1c: D4. The main hotel is			
Information	[Type= discrete] [Format=numeric] [Range= 1-3] [Missing=*]		
Statistics [NW/ W]	[Valid=5148 /-] [Invalid=886 /-]		
Value	Label	Cases	Percentage
1	International Tourist Hotels	1192	<div><div></div></div> 23.2%
2	Tourist Hotels	411	<div><div></div></div> 8.0%
3	Ordinary Tourist Hotels	3545	<div><div></div></div> 68.9%
Sysmiss		886	
Warning: these figures indicate the number of cases found in the data file. They cannot be interpreted as summary statistics of the population of interest.			
# d4_1d: D4. How do you rate Hotels?			
Information	[Type= discrete] [Format=numeric] [Range= 1-5] [Missing=*]		
Statistics [NW/ W]	[Valid=5148 /-] [Invalid=886 /-]		
Value	Label	Cases	Percentage
1	Very dissatisfied	31	<div><div></div></div> 0.6%
2	Dissatisfied	85	<div><div></div></div> 1.7%
3	Neutral	686	<div><div></div></div> 13.3%
4	Satisfied	2183	<div><div></div></div> 42.4%
5	Very satisfied	2163	<div><div></div></div> 42.0%
Sysmiss		886	
Warning: these figures indicate the number of cases found in the data file. They cannot be interpreted as summary statistics of the population of interest.			
# d4_2a: D4. Where did you stay during this visit to Taiwan?(2)Guest houses (or B and B)(Check all that apply)			
Information	[Type= discrete] [Format=numeric] [Range= 0-1] [Missing=*]		
Statistics [NW/ W]	[Valid=6034 /-] [Invalid=0 /-]		
Value	Label	Cases	Percentage
0	No	5713	<div><div></div></div> 94.7%
1	Yes	321	<div><div></div></div> 5.3%
Warning: these figures indicate the number of cases found in the data file. They cannot be interpreted as summary statistics of the population of interest.			
# d4_2b: D4.How do you rate Guest houses (or B and B)?			
Information	[Type= discrete] [Format=numeric] [Range= 1-5] [Missing=*]		

# d4_2b: D4.How do you rate Guest houses (or B and B)?			
Statistics [NW/ W]		[Valid=321 /-] [Invalid=5713 /-]	
Value	Label	Cases	Percentage
1	Very dissatisfied	1	0.3%
2	Dissatisfied	10	3.1%
3	Neutral	53	16.5%
4	Satisfied	120	37.4%
5	Very satisfied	137	42.7%
Sysmiss		5713	
Warning: these figures indicate the number of cases found in the data file. They cannot be interpreted as summary statistics of the population of interest.			
# d4_3a: D4. Where did you stay during this visit to Taiwan?(3)Youth hostels or community centers(Check all that apply)			
Information		[Type= discrete] [Format=numeric] [Range= 0-1] [Missing=*]	
Statistics [NW/ W]		[Valid=6034 /-] [Invalid=0 /-]	
Value	Label	Cases	Percentage
0	No	5889	97.6%
1	Yes	145	2.4%
Warning: these figures indicate the number of cases found in the data file. They cannot be interpreted as summary statistics of the population of interest.			
# d4_3b: D4.How do you rate Youth hostels or community centers?			
Information		[Type= discrete] [Format=numeric] [Range= 1-5] [Missing=*]	
Statistics [NW/ W]		[Valid=145 /-] [Invalid=5889 /-]	
Value	Label	Cases	Percentage
1	Very dissatisfied	3	2.1%
2	Dissatisfied	2	1.4%
3	Neutral	21	14.5%
4	Satisfied	57	39.3%
5	Very satisfied	62	42.8%
Sysmiss		5889	
Warning: these figures indicate the number of cases found in the data file. They cannot be interpreted as summary statistics of the population of interest.			
# d4_4: D4. Where did you stay during this visit to Taiwan?(4)The home of relatives or friends(Check all that apply)			
Information		[Type= discrete] [Format=numeric] [Range= 0-1] [Missing=*]	
Statistics [NW/ W]		[Valid=6034 /-] [Invalid=0 /-]	
Value	Label	Cases	Percentage
0	No	5689	94.3%
1	Yes	345	5.7%
Warning: these figures indicate the number of cases found in the data file. They cannot be interpreted as summary statistics of the population of interest.			
# d4_5: D4. Where did you stay during this visit to Taiwan?(5)Dormitory(Check all that apply)			
Information		[Type= discrete] [Format=numeric] [Range= 0-1] [Missing=*]	
Statistics [NW/ W]		[Valid=6034 /-] [Invalid=0 /-]	
Value	Label	Cases	Percentage
0	No	5923	98.2%
1	Yes	111	1.8%
Warning: these figures indicate the number of cases found in the data file. They cannot be interpreted as summary statistics of the population of interest.			

# d4_6: D4. Where did you stay during this visit to Taiwan?(6)Rental apartments(Check all that apply)			
Information		[Type= discrete] [Format=numeric] [Range= 0-1] [Missing=*]	
Statistics [NW/ W]		[Valid=6034 /-] [Invalid=0 /-]	
Value	Label	Cases	Percentage
0	No	5992	<div><div></div></div> 99.3%
1	Yes	42	<div><div></div></div> 0.7%
Warning: these figures indicate the number of cases found in the data file. They cannot be interpreted as summary statistics of the population of interest.			
# d4_7: D4. Where did you stay during this visit to Taiwan?(7)Temples, seminaries, or churches(Check all that apply)			
Information		[Type= discrete] [Format=numeric] [Range= 0-1] [Missing=*]	
Statistics [NW/ W]		[Valid=6034 /-] [Invalid=0 /-]	
Value	Label	Cases	Percentage
0	No	6018	<div><div></div></div> 99.7%
1	Yes	16	<div><div></div></div> 0.3%
Warning: these figures indicate the number of cases found in the data file. They cannot be interpreted as summary statistics of the population of interest.			
# d4_8: D4. Where did you stay during this visit to Taiwan?(8)Others(Check all that apply)			
Information		[Type= discrete] [Format=numeric] [Range= 0-1] [Missing=*]	
Statistics [NW/ W]		[Valid=6034 /-] [Invalid=0 /-]	
Value	Label	Cases	Percentage
0	No	5948	<div><div></div></div> 98.6%
1	Yes	86	<div><div></div></div> 1.4%
Warning: these figures indicate the number of cases found in the data file. They cannot be interpreted as summary statistics of the population of interest.			
# d5: D5. Will you visit Taiwan again?			
Information		[Type= discrete] [Format=numeric] [Range= 1-2] [Missing=*]	
Statistics [NW/ W]		[Valid=6034 /-] [Invalid=0 /-]	
Value	Label	Cases	Percentage
1	Yes	5826	<div><div></div></div> 96.6%
2	No	208	<div><div></div></div> 3.4%
Warning: these figures indicate the number of cases found in the data file. They cannot be interpreted as summary statistics of the population of interest.			
# d5a: D5.1.Yes. The main reason is			
Information		[Type= discrete] [Format=numeric] [Range= 1-7] [Missing=*]	
Statistics [NW/ W]		[Valid=5826 /-] [Invalid=208 /-]	
Value	Label	Cases	Percentage
1	Sightseeing	4216	<div><div></div></div> 72.4%
2	Business	895	<div><div></div></div> 15.4%
3	International Conference or Exhibition	47	<div><div></div></div> 0.8%
4	Visiting friends or relatives	434	<div><div></div></div> 7.4%
5	Studies	57	<div><div></div></div> 1.0%
6	Medical Treatment	4	<div><div></div></div> 0.1%
7	Others	173	<div><div></div></div> 3.0%
Sysmiss		208	
Warning: these figures indicate the number of cases found in the data file. They cannot be interpreted as summary statistics of the population of interest.			
# d6: D6. Will you recommend friends or relatives to visit Taiwan?			
Information		[Type= discrete] [Format=numeric] [Range= 1-2] [Missing=*]	

# d6: D6. Will you recommend friends or relatives to visit Taiwan?			
Statistics [NW/ W]	[Valid=6034 /-] [Invalid=0 /-]		
Value	Label	Cases	Percentage
1	Yes	5667	93.9%
2	No	367	6.1%
Warning: these figures indicate the number of cases found in the data file. They cannot be interpreted as summary statistics of the population of interest.			
# d7_1_1: D7. How do you rate your satisfaction with the experiences you had during your stay in Taiwan:1.Convenience(1)Efficiency of applying for a visa			
Information	[Type= discrete] [Format=numeric] [Range= 0-5] [Missing=*]		
Statistics [NW/ W]	[Valid=6034 /-] [Invalid=0 /-]		
Value	Label	Cases	Percentage
0	No experience	2543	42.1%
1	Very dissatisfied	51	0.8%
2	Dissatisfied	117	1.9%
3	Neutral	479	7.9%
4	Satisfied	1282	21.2%
5	Very satisfied	1562	25.9%
Warning: these figures indicate the number of cases found in the data file. They cannot be interpreted as summary statistics of the population of interest.			
# d7_1_2: D7. How do you rate your satisfaction with the experiences you had during your stay in Taiwan:1.Convenience(2)International transportation to Taiwan(Ease of obtaining tickets, flight times, etc.)			
Information	[Type= discrete] [Format=numeric] [Range= 1-5] [Missing=*]		
Statistics [NW/ W]	[Valid=6034 /-] [Invalid=0 /-]		
Value	Label	Cases	Percentage
1	Very dissatisfied	11	0.2%
2	Dissatisfied	65	1.1%
3	Neutral	552	9.1%
4	Satisfied	2596	43.0%
5	Very satisfied	2810	46.6%
Warning: these figures indicate the number of cases found in the data file. They cannot be interpreted as summary statistics of the population of interest.			
# d7_1_3: D7. How do you rate your satisfaction with the experiences you had during your stay in Taiwan:1.Convenience(3)Communication facilities(Int'l public telephone, the Internet)			
Information	[Type= discrete] [Format=numeric] [Range= 0-5] [Missing=*]		
Statistics [NW/ W]	[Valid=6034 /-] [Invalid=0 /-]		
Value	Label	Cases	Percentage
0	No experience	603	10.0%
1	Very dissatisfied	60	1.0%
2	Dissatisfied	259	4.3%
3	Neutral	813	13.5%
4	Satisfied	2259	37.4%
5	Very satisfied	2040	33.8%
Warning: these figures indicate the number of cases found in the data file. They cannot be interpreted as summary statistics of the population of interest.			
# d7_1_4: D7. How do you rate your satisfaction with the experiences you had during your stay in Taiwan:1.Convenience(4)Access to tourism information			
Information	[Type= discrete] [Format=numeric] [Range= 0-5] [Missing=*]		
Statistics [NW/ W]	[Valid=6034 /-] [Invalid=0 /-]		







d7_1_4: D7. How do you rate your satisfaction with the experiences you had during your stay in Taiwan:1.Convenience(4)Access to tourism information

Value	Label	Cases	Percentage
0	No experience	1079	 17.9%
1	Very dissatisfied	24	 0.4%
2	Dissatisfied	104	 1.7%
3	Neutral	603	 10.0%
4	Satisfied	2324	 38.5%
5	Very satisfied	1900	 31.5%

Warning: these figures indicate the number of cases found in the data file. They cannot be interpreted as summary statistics of the population of interest.

d7_1_5: D7. How do you rate your satisfaction with the experiences you had during your stay in Taiwan:1.Convenience(5)Local transportation






Information	[Type= discrete] [Format=numeric] [Range= 0-5] [Missing=*]
Statistics [NW/ W]	[Valid=6034 /-] [Invalid=0 /-]

Value	Label	Cases	Percentage
0	No experience	488	 8.1%
1	Very dissatisfied	1	 0.0%
2	Dissatisfied	37	 0.6%
3	Neutral	459	 7.6%
4	Satisfied	2531	 41.9%
5	Very satisfied	2518	 41.7%

Warning: these figures indicate the number of cases found in the data file. They cannot be interpreted as summary statistics of the population of interest.

d7_1_6: D7. How do you rate your satisfaction with the experiences you had during your stay in Taiwan:1.Convenience(6)Immigration procedures






Information	[Type= discrete] [Format=numeric] [Range= 1-5] [Missing=*]
Statistics [NW/ W]	[Valid=6034 /-] [Invalid=0 /-]

Value	Label	Cases	Percentage
1	Very dissatisfied	30	 0.5%
2	Dissatisfied	108	 1.8%
3	Neutral	602	 10.0%
4	Satisfied	2625	 43.5%
5	Very satisfied	2669	 44.2%

Warning: these figures indicate the number of cases found in the data file. They cannot be interpreted as summary statistics of the population of interest.

d7_1_7: D7. How do you rate your satisfaction with the experiences you had during your stay in Taiwan:1.Convenience(7)Customs procedures

Information	[Type= discrete] [Format=numeric] [Range= 1-5] [Missing=*]
Statistics [NW/ W]	[Valid=6034 /-] [Invalid=0 /-]

Value	Label	Cases	Percentage
1	Very dissatisfied	12	 0.2%
2	Dissatisfied	72	 1.2%
3	Neutral	636	 10.5%
4	Satisfied	2623	 43.5%
5	Very satisfied	2691	 44.6%

Warning: these figures indicate the number of cases found in the data file. They cannot be interpreted as summary statistics of the population of interest.

# d7_2_1: D7. How do you rate your satisfaction with the experiences you had during your stay in Taiwan:2.Environment internationalization(1)Clearness of road signs and public facilities signs			
Information	[Type= discrete] [Format=numeric] [Range= 1-5] [Missing=*]		
Statistics [NW/ W]	[Valid=6034 /-] [Invalid=0 /-]		
Value	Label	Cases	Percentage
1	Very dissatisfied	42	0.7%
2	Dissatisfied	232	3.8%
3	Neutral	1093	18.1%
4	Satisfied	2172	36.0%
5	Very satisfied	2495	41.3%
Warning: these figures indicate the number of cases found in the data file. They cannot be interpreted as summary statistics of the population of interest.			
# d7_2_2: D7. How do you rate your satisfaction with the experiences you had during your stay in Taiwan:2.Environment internationalization(2)Access to services in English			
Information	[Type= discrete] [Format=numeric] [Range= 1-5] [Missing=*]		
Statistics [NW/ W]	[Valid=6034 /-] [Invalid=0 /-]		
Value	Label	Cases	Percentage
1	Very dissatisfied	92	1.5%
2	Dissatisfied	254	4.2%
3	Neutral	771	12.8%
4	Satisfied	2059	34.1%
5	Very satisfied	2858	47.4%
Warning: these figures indicate the number of cases found in the data file. They cannot be interpreted as summary statistics of the population of interest.			
# d7_2_3: D7. How do you rate your satisfaction with the experiences you had during your stay in Taiwan:2.Environment internationalization(3)Friendliness of Taiwan people			
Information	[Type= discrete] [Format=numeric] [Range= 1-5] [Missing=*]		
Statistics [NW/ W]	[Valid=6034 /-] [Invalid=0 /-]		
Value	Label	Cases	Percentage
1	Very dissatisfied	2	0.0%
2	Dissatisfied	15	0.2%
3	Neutral	232	3.8%
4	Satisfied	1516	25.1%
5	Very satisfied	4269	70.7%
Warning: these figures indicate the number of cases found in the data file. They cannot be interpreted as summary statistics of the population of interest.			
# d7_3_1: D7. How do you rate your satisfaction with the experiences you had during your stay in Taiwan:3.Safety(1)Safety of recreational facilities			
Information	[Type= discrete] [Format=numeric] [Range= 0-5] [Missing=*]		
Statistics [NW/ W]	[Valid=6034 /-] [Invalid=0 /-]		
Value	Label	Cases	Percentage
0	No experience	601	10.0%
1	Very dissatisfied	5	0.1%
2	Dissatisfied	13	0.2%
3	Neutral	247	4.1%
4	Satisfied	2023	33.5%
5	Very satisfied	3145	52.1%
Warning: these figures indicate the number of cases found in the data file. They cannot be interpreted as summary statistics of the population of interest.			

# d7_3_2: D7. How do you rate your satisfaction with the experiences you had during your stay in Taiwan:3.Safety(2)Safety of social environments			
Information	[Type= discrete] [Format=numeric] [Range= 1-5] [Missing=*]		
Statistics [NW/ W]	[Valid=6034 /-] [Invalid=0 /-]		
Value	Label	Cases	Percentage
1	Very dissatisfied	2	0.0%
2	Dissatisfied	11	0.2%
3	Neutral	311	5.2%
4	Satisfied	2192	36.3%
5	Very satisfied	3518	58.3%
Warning: these figures indicate the number of cases found in the data file. They cannot be interpreted as summary statistics of the population of interest.			
# d7_3_3: D7. How do you rate your satisfaction with the experiences you had during your stay in Taiwan:3.Safety(3)Safety of accommodation facilities			
Information	[Type= discrete] [Format=numeric] [Range= 0-5] [Missing=*]		
Statistics [NW/ W]	[Valid=6034 /-] [Invalid=0 /-]		
Value	Label	Cases	Percentage
0	No experience	247	4.1%
1	Very dissatisfied	4	0.1%
2	Dissatisfied	10	0.2%
3	Neutral	255	4.2%
4	Satisfied	2178	36.1%
5	Very satisfied	3340	55.4%
Warning: these figures indicate the number of cases found in the data file. They cannot be interpreted as summary statistics of the population of interest.			
# d7_3_4: D7. How do you rate your satisfaction with the experiences you had during your stay in Taiwan:3.Safety(4)Good public environmental hygiene			
Information	[Type= discrete] [Format=numeric] [Range= 1-5] [Missing=*]		
Statistics [NW/ W]	[Valid=6034 /-] [Invalid=0 /-]		
Value	Label	Cases	Percentage
1	Very dissatisfied	9	0.1%
2	Dissatisfied	117	1.9%
3	Neutral	821	13.6%
4	Satisfied	2318	38.4%
5	Very satisfied	2769	45.9%
Warning: these figures indicate the number of cases found in the data file. They cannot be interpreted as summary statistics of the population of interest.			
# d7_3_5: D7. How do you rate your satisfaction with the experiences you had during your stay in Taiwan:3.Safety(5)Good food hygiene			
Information	[Type= discrete] [Format=numeric] [Range= 1-5] [Missing=*]		
Statistics [NW/ W]	[Valid=6034 /-] [Invalid=0 /-]		
Value	Label	Cases	Percentage
1	Very dissatisfied	14	0.2%
2	Dissatisfied	122	2.0%
3	Neutral	899	14.9%
4	Satisfied	2472	41.0%
5	Very satisfied	2527	41.9%
Warning: these figures indicate the number of cases found in the data file. They cannot be interpreted as summary statistics of the population of interest.			

d7_4: D7. How do you rate your satisfaction with the experiences you had during your stay in Taiwan:4.Please rate your overall satisfactionwith this trip to Taiwan

Information [Type= discrete] [Format=numeric] [Range= 1-5] [Missing=*]

Statistics [NW/ W] [Valid=6034 /-] [Invalid=0 /-]

Value	Label	Cases	Percentage
1	Very dissatisfied	2	0.0%
2	Dissatisfied	9	0.1%
3	Neutral	317	5.3%
4	Satisfied	2871	47.6%
5	Very satisfied	2835	47.0%

Warning: these figures indicate the number of cases found in the data file. They cannot be interpreted as summary statistics of the population of interest.

d8_1: D8.1. Please indicate your favorite foreign country/area which you have had visited as a tourist for the past 3 years? (Please check one only and exclude the country/area of your residence)

Information [Type= discrete] [Format=numeric] [Range= 1-10] [Missing=*]

Statistics [NW/ W] [Valid=6034 /-] [Invalid=0 /-]

Value	Label	Cases	Percentage
1	Mainland China	133	2.2%
2	Hong Kong/Macao	362	6.0%
3	Indonesia	59	1.0%
4	Japan	546	9.0%
5	Korea	383	6.3%
6	Malaysia	99	1.6%
7	Philippines	37	0.6%
8	Singapore	289	4.8%
9	Thailand	490	8.1%
10	None of above (go to Section D8)	3636	60.3%

Warning: these figures indicate the number of cases found in the data file. They cannot be interpreted as summary statistics of the population of interest.

d8_2a_1: D8.2. Why is the chosen country/area your favorite?(1)Scenery(Check all that apply)

Information [Type= discrete] [Format=numeric] [Range= 0-1] [Missing=*]

Statistics [NW/ W] [Valid=2398 /-] [Invalid=3636 /-]

Value	Label	Cases	Percentage
0	No	1608	67.1%
1	Yes	790	32.9%
Sysmiss		3636	

Warning: these figures indicate the number of cases found in the data file. They cannot be interpreted as summary statistics of the population of interest.

d8_2a_2: D8.2. Why is the chosen country/area your favorite?(2)Shopping(Check all that apply)

Information [Type= discrete] [Format=numeric] [Range= 0-1] [Missing=*]

Statistics [NW/ W] [Valid=2398 /-] [Invalid=3636 /-]

Value	Label	Cases	Percentage
0	No	1539	64.2%
1	Yes	859	35.8%
Sysmiss		3636	

Warning: these figures indicate the number of cases found in the data file. They cannot be interpreted as summary statistics of the population of interest.

d8_2a_3: D8.2. Why is the chosen country/area your favorite?(3)Food(Check all that apply)

Information [Type= discrete] [Format=numeric] [Range= 0-1] [Missing=*]

# d8_2a_3: D8.2. Why is the chosen country/area your favorite?(3)Food(Check all that apply)			
Statistics [NW/ W]		[Valid=2398 /-] [Invalid=3636 /-]	
Value	Label	Cases	Percentage
0	No	1636	<div></div> 68.2%
1	Yes	762	<div></div> 31.8%
Sysmiss		3636	
Warning: these figures indicate the number of cases found in the data file. They cannot be interpreted as summary statistics of the population of interest.			

# d8_2a_4: D8.2. Why is the chosen country/area your favorite?(4)Fruits(Check all that apply)			
Information	[Type= discrete] [Format=numeric] [Range= 0-1] [Missing=*]		
Statistics [NW/ W]	[Valid=2398 /-] [Invalid=3636 /-]		
Value	Label	Cases	Percentage
0	No	2258	94.2%
1	Yes	140	5.8%
Sysmiss		3636	
Warning: these figures indicate the number of cases found in the data file. They cannot be interpreted as summary statistics of the population of interest.			
# d8_2a_5: D8.2. Why is the chosen country/area your favorite?(5)Flowers(Check all that apply)			
Information	[Type= discrete] [Format=numeric] [Range= 0-1] [Missing=*]		
Statistics [NW/ W]	[Valid=2398 /-] [Invalid=3636 /-]		
Value	Label	Cases	Percentage
0	No	2376	99.1%
1	Yes	22	0.9%
Sysmiss		3636	
Warning: these figures indicate the number of cases found in the data file. They cannot be interpreted as summary statistics of the population of interest.			
# d8_2a_6: D8.2. Why is the chosen country/area your favorite?(6)Geographical convenience(Check all that apply)			
Information	[Type= discrete] [Format=numeric] [Range= 0-1] [Missing=*]		
Statistics [NW/ W]	[Valid=2398 /-] [Invalid=3636 /-]		
Value	Label	Cases	Percentage
0	No	2232	93.1%
1	Yes	166	6.9%
Sysmiss		3636	
Warning: these figures indicate the number of cases found in the data file. They cannot be interpreted as summary statistics of the population of interest.			
# d8_2a_7: D8.2. Why is the chosen country/area your favorite?(7)Weather(Check all that apply)			
Information	[Type= discrete] [Format=numeric] [Range= 0-1] [Missing=*]		
Statistics [NW/ W]	[Valid=2398 /-] [Invalid=3636 /-]		
Value	Label	Cases	Percentage
0	No	2176	90.7%
1	Yes	222	9.3%
Sysmiss		3636	
Warning: these figures indicate the number of cases found in the data file. They cannot be interpreted as summary statistics of the population of interest.			
# d8_2a_8: D8.2. Why is the chosen country/area your favorite?(8)Historical relics(Check all that apply)			
Information	[Type= discrete] [Format=numeric] [Range= 0-1] [Missing=*]		
Statistics [NW/ W]	[Valid=2398 /-] [Invalid=3636 /-]		
Value	Label	Cases	Percentage
0	No	2255	94.0%
1	Yes	143	6.0%
Sysmiss		3636	
Warning: these figures indicate the number of cases found in the data file. They cannot be interpreted as summary statistics of the population of interest.			
# d8_2a_9: D8.2. Why is the chosen country/area your favorite?(9)Night life(Check all that apply)			
Information	[Type= discrete] [Format=numeric] [Range= 0-1] [Missing=*]		
Statistics [NW/ W]	[Valid=2398 /-] [Invalid=3636 /-]		

# d8_2a_9: D8.2. Why is the chosen country/area your favorite?(9)Night life(Check all that apply)			
Value	Label	Cases	Percentage
0	No	2244	<div><div></div></div> 93.6%
1	Yes	154	<div><div></div></div> 6.4%
Sysmiss		3636	
Warning: these figures indicate the number of cases found in the data file. They cannot be interpreted as summary statistics of the population of interest.			
# d8_2a_10: D8.2. Why is the chosen country/area your favorite?(10)Festival activities(Check all that apply)			
Information	[Type= discrete] [Format=numeric] [Range= 0-1] [Missing=*]		
Statistics [NW/ W]	[Valid=2398 /-] [Invalid=3636 /-]		
Value	Label	Cases	Percentage
0	No	2327	<div><div></div></div> 97.0%
1	Yes	71	<div><div></div></div> 3.0%
Sysmiss		3636	
Warning: these figures indicate the number of cases found in the data file. They cannot be interpreted as summary statistics of the population of interest.			
# d8_2a_11: D8.2. Why is the chosen country/area your favorite?(11)Recreational facilities (e.g. amusement parks, golf course, resort villages)(Check all that apply)			
Information	[Type= discrete] [Format=numeric] [Range= 0-1] [Missing=*]		
Statistics [NW/ W]	[Valid=2398 /-] [Invalid=3636 /-]		
Value	Label	Cases	Percentage
0	No	2189	<div><div></div></div> 91.3%
1	Yes	209	<div><div></div></div> 8.7%
Sysmiss		3636	
Warning: these figures indicate the number of cases found in the data file. They cannot be interpreted as summary statistics of the population of interest.			
# d8_2a_12: D8.2. Why is the chosen country/area your favorite?(12)Health care(Check all that apply)			
Information	[Type= discrete] [Format=numeric] [Range= 0-1] [Missing=*]		
Statistics [NW/ W]	[Valid=2398 /-] [Invalid=3636 /-]		
Value	Label	Cases	Percentage
0	No	2382	<div><div></div></div> 99.3%
1	Yes	16	<div><div></div></div> 0.7%
Sysmiss		3636	
Warning: these figures indicate the number of cases found in the data file. They cannot be interpreted as summary statistics of the population of interest.			
# d8_2a_13: D8.2. Why is the chosen country/area your favorite?(13)Customs and culture(Check all that apply)			
Information	[Type= discrete] [Format=numeric] [Range= 0-1] [Missing=*]		
Statistics [NW/ W]	[Valid=2398 /-] [Invalid=3636 /-]		
Value	Label	Cases	Percentage
0	No	2084	<div><div></div></div> 86.9%
1	Yes	314	<div><div></div></div> 13.1%
Sysmiss		3636	
Warning: these figures indicate the number of cases found in the data file. They cannot be interpreted as summary statistics of the population of interest.			
# d8_2a_14: D8.2. Why is the chosen country/area your favorite?(14)Friendliness of the people(Check all that apply)			
Information	[Type= discrete] [Format=numeric] [Range= 0-1] [Missing=*]		
Statistics [NW/ W]	[Valid=2398 /-] [Invalid=3636 /-]		

# d8_2a_14: D8.2. Why is the chosen country/area your favorite?(14)Friendliness of the people(Check all that apply)			
Value	Label	Cases	Percentage
0	No	2083	<div><div></div></div> 86.9%
1	Yes	315	<div><div></div></div> 13.1%
Sysmiss		3636	
Warning: these figures indicate the number of cases found in the data file. They cannot be interpreted as summary statistics of the population of interest.			
# d8_2a_15: D8.2. Why is the chosen country/area your favorite?(15)Safe social environment(Check all that apply)			
Information	[Type= discrete] [Format=numeric] [Range= 0-1] [Missing=*]		
Statistics [NW/ W]	[Valid=2398 /-] [Invalid=3636 /-]		
Value	Label	Cases	Percentage
0	No	2103	<div><div></div></div> 87.7%
1	Yes	295	<div><div></div></div> 12.3%
Sysmiss		3636	
Warning: these figures indicate the number of cases found in the data file. They cannot be interpreted as summary statistics of the population of interest.			
# d8_2a_16: D8.2. Why is the chosen country/area your favorite?(16)Democracy(Check all that apply)			
Information	[Type= discrete] [Format=numeric] [Range= 0-1] [Missing=*]		
Statistics [NW/ W]	[Valid=2398 /-] [Invalid=3636 /-]		
Value	Label	Cases	Percentage
0	No	2371	<div><div></div></div> 98.9%
1	Yes	27	<div><div></div></div> 1.1%
Sysmiss		3636	
Warning: these figures indicate the number of cases found in the data file. They cannot be interpreted as summary statistics of the population of interest.			
# d8_2a_17: D8.2. Why is the chosen country/area your favorite?(17)Others(Check all that apply)			
Information	[Type= discrete] [Format=numeric] [Range= 0-1] [Missing=*]		
Statistics [NW/ W]	[Valid=2398 /-] [Invalid=3636 /-]		
Value	Label	Cases	Percentage
0	No	1911	<div><div></div></div> 79.7%
1	Yes	487	<div><div></div></div> 20.3%
Sysmiss		3636	
Warning: these figures indicate the number of cases found in the data file. They cannot be interpreted as summary statistics of the population of interest.			
# d8_2b_1: D8.2 According to your experience during this visit, Taiwan is superior to(1)Scenery(Check all that apply)			
Information	[Type= discrete] [Format=numeric] [Range= 0-1] [Missing=*]		
Statistics [NW/ W]	[Valid=2398 /-] [Invalid=3636 /-]		
Value	Label	Cases	Percentage
0	No	1919	<div><div></div></div> 80.0%
1	Yes	479	<div><div></div></div> 20.0%
Sysmiss		3636	
Warning: these figures indicate the number of cases found in the data file. They cannot be interpreted as summary statistics of the population of interest.			
# d8_2b_2: D8.2 According to your experience during this visit, Taiwan is superior to(2)Shopping(Check all that apply)			
Information	[Type= discrete] [Format=numeric] [Range= 0-1] [Missing=*]		
Statistics [NW/ W]	[Valid=2398 /-] [Invalid=3636 /-]		

d8_2b_2: D8.2 According to your experience during this visit, Taiwan is superior to(2)Shopping(Check all that apply)

Value	Label	Cases	Percentage
0	No	2059	<div></div> 85.9%
1	Yes	339	<div></div> 14.1%
Sysmiss		3636	

Warning: these figures indicate the number of cases found in the data file. They cannot be interpreted as summary statistics of the population of interest.

d8_2b_3: D8.2 According to your experience during this visit, Taiwan is superior to(3)Food(Check all that apply)

Information	[Type= discrete] [Format=numeric] [Range= 0-1] [Missing=*]
Statistics [NW/ W]	[Valid=2398 /-] [Invalid=3636 /-]

Value	Label	Cases	Percentage
0	No	1708	<div></div> 71.2%
1	Yes	690	<div></div> 28.8%
Sysmiss		3636	

Warning: these figures indicate the number of cases found in the data file. They cannot be interpreted as summary statistics of the population of interest.

d8_2b_4: D8.2 According to your experience during this visit, Taiwan is superior to(4)Fruits(Check all that apply)

Information	[Type= discrete] [Format=numeric] [Range= 0-1] [Missing=*]
Statistics [NW/ W]	[Valid=2398 /-] [Invalid=3636 /-]

Value	Label	Cases	Percentage
0	No	2108	<div></div> 87.9%
1	Yes	290	<div></div> 12.1%
Sysmiss		3636	

Warning: these figures indicate the number of cases found in the data file. They cannot be interpreted as summary statistics of the population of interest.

d8_2b_5: D8.2 According to your experience during this visit, Taiwan is superior to(5)Flowers(Check all that apply)

Information	[Type= discrete] [Format=numeric] [Range= 0-1] [Missing=*]
Statistics [NW/ W]	[Valid=2398 /-] [Invalid=3636 /-]

Value	Label	Cases	Percentage
0	No	2366	<div></div> 98.7%
1	Yes	32	<div></div> 1.3%
Sysmiss		3636	

Warning: these figures indicate the number of cases found in the data file. They cannot be interpreted as summary statistics of the population of interest.

d8_2b_6: D8.2 According to your experience during this visit, Taiwan is superior to(6)Geographical convenience(Check all that apply)

Information	[Type= discrete] [Format=numeric] [Range= 0-1] [Missing=*]
Statistics [NW/ W]	[Valid=2398 /-] [Invalid=3636 /-]

Value	Label	Cases	Percentage
0	No	2243	<div></div> 93.5%
1	Yes	155	<div></div> 6.5%
Sysmiss		3636	

Warning: these figures indicate the number of cases found in the data file. They cannot be interpreted as summary statistics of the population of interest.

d8_2b_7: D8.2 According to your experience during this visit, Taiwan is superior to(7)Weather(Check all that apply)

Information	[Type= discrete] [Format=numeric] [Range= 0-1] [Missing=*]
Statistics [NW/ W]	[Valid=2398 /-] [Invalid=3636 /-]

d8_2b_7: D8.2 According to your experience during this visit, Taiwan is superior to(7)Weather(Check all that apply)

Value	Label	Cases	Percentage
0	No	2241	<div></div> 93.5%
1	Yes	157	<div></div> 6.5%
Sysmiss		3636	

Warning: these figures indicate the number of cases found in the data file. They cannot be interpreted as summary statistics of the population of interest.

d8_2b_8: D8.2 According to your experience during this visit, Taiwan is superior to(8)Historical relics(Check all that apply)

Information	[Type= discrete] [Format=numeric] [Range= 0-1] [Missing=*]
Statistics [NW/ W]	[Valid=2398 /-] [Invalid=3636 /-]

Value	Label	Cases	Percentage
0	No	2222	<div></div> 92.7%
1	Yes	176	<div></div> 7.3%
Sysmiss		3636	

Warning: these figures indicate the number of cases found in the data file. They cannot be interpreted as summary statistics of the population of interest.

d8_2b_9: D8.2 According to your experience during this visit, Taiwan is superior to(9)Night life(Check all that apply)

Information	[Type= discrete] [Format=numeric] [Range= 0-1] [Missing=*]
Statistics [NW/ W]	[Valid=2398 /-] [Invalid=3636 /-]

Value	Label	Cases	Percentage
0	No	2286	<div></div> 95.3%
1	Yes	112	<div></div> 4.7%
Sysmiss		3636	

Warning: these figures indicate the number of cases found in the data file. They cannot be interpreted as summary statistics of the population of interest.

d8_2b_10: D8.2 According to your experience during this visit, Taiwan is superior to(10)Festival activities(Check all that apply)

Information	[Type= discrete] [Format=numeric] [Range= 0-1] [Missing=*]
Statistics [NW/ W]	[Valid=2398 /-] [Invalid=3636 /-]

Value	Label	Cases	Percentage
0	No	2373	<div></div> 99.0%
1	Yes	25	<div></div> 1.0%
Sysmiss		3636	

Warning: these figures indicate the number of cases found in the data file. They cannot be interpreted as summary statistics of the population of interest.

d8_2b_11: D8.2 According to your experience during this visit, Taiwan is superior to(11)Recreational facilities (e.g. amusement parks, golf course, resort villages)(Check all that apply)

Information	[Type= discrete] [Format=numeric] [Range= 0-1] [Missing=*]
Statistics [NW/ W]	[Valid=2398 /-] [Invalid=3636 /-]

Value	Label	Cases	Percentage
0	No	2357	<div></div> 98.3%
1	Yes	41	<div></div> 1.7%
Sysmiss		3636	

Warning: these figures indicate the number of cases found in the data file. They cannot be interpreted as summary statistics of the population of interest.

d8_2b_12: D8.2 According to your experience during this visit, Taiwan is superior to(12)Health care(Check all that apply)

Information	[Type= discrete] [Format=numeric] [Range= 0-1] [Missing=*]
-------------	--

d8_2b_12: D8.2 According to your experience during this visit, Taiwan is superior to(12)Health care(Check all that apply)

Statistics [NW/ W]

[Valid=2398 /-] [Invalid=3636 /-]

Value	Label	Cases	Percentage
0	No	2382	<div></div> 99.3%
1	Yes	16	<div></div> 0.7%
Sysmiss		3636	

Warning: these figures indicate the number of cases found in the data file. They cannot be interpreted as summary statistics of the population of interest.

d8_2b_13: D8.2 According to your experience during this visit, Taiwan is superior to(13)Customs and culture(Check all that apply)

Information

[Type= discrete] [Format=numeric] [Range= 0-1] [Missing=*]

Statistics [NW/ W]

[Valid=2398 /-] [Invalid=3636 /-]

Value	Label	Cases	Percentage
0	No	2144	<div></div> 89.4%
1	Yes	254	<div></div> 10.6%
Sysmiss		3636	

Warning: these figures indicate the number of cases found in the data file. They cannot be interpreted as summary statistics of the population of interest.

d8_2b_14: D8.2 According to your experience during this visit, Taiwan is superior to(14)Friendliness of the people(Check all that apply)

Information

[Type= discrete] [Format=numeric] [Range= 0-1] [Missing=*]

Statistics [NW/ W]

[Valid=2398 /-] [Invalid=3636 /-]

Value	Label	Cases	Percentage
0	No	1303	<div></div> 54.3%
1	Yes	1095	<div></div> 45.7%
Sysmiss		3636	

Warning: these figures indicate the number of cases found in the data file. They cannot be interpreted as summary statistics of the population of interest.

d8_2b_15: D8.2 According to your experience during this visit, Taiwan is superior to(15)Safe social environment(Check all that apply)

Information

[Type= discrete] [Format=numeric] [Range= 0-1] [Missing=*]

Statistics [NW/ W]

[Valid=2398 /-] [Invalid=3636 /-]

Value	Label	Cases	Percentage
0	No	2036	<div></div> 84.9%
1	Yes	362	<div></div> 15.1%
Sysmiss		3636	

Warning: these figures indicate the number of cases found in the data file. They cannot be interpreted as summary statistics of the population of interest.

d8_2b_16: D8.2 According to your experience during this visit, Taiwan is superior to(16)Democracy(Check all that apply)

Information

[Type= discrete] [Format=numeric] [Range= 0-1] [Missing=*]

Statistics [NW/ W]

[Valid=2398 /-] [Invalid=3636 /-]

Value	Label	Cases	Percentage
0	No	2344	<div></div> 97.7%
1	Yes	54	<div></div> 2.3%
Sysmiss		3636	

Warning: these figures indicate the number of cases found in the data file. They cannot be interpreted as summary statistics of the population of interest.

d8_2b_17: D8.2 According to your experience during this visit, Taiwan is superior to(17)Others(Check all that apply)

Information

[Type= discrete] [Format=numeric] [Range= 0-1] [Missing=*]

Statistics [NW/ W]

[Valid=2398 /-] [Invalid=3636 /-]

Value	Label	Cases	Percentage
0	No	1812	<div></div> 75.6%
1	Yes	586	<div></div> 24.4%
Sysmiss		3636	

Warning: these figures indicate the number of cases found in the data file. They cannot be interpreted as summary statistics of the population of interest.

d9_1: D9. Which part of Taiwan has given you the deepest impression?(1)Gourmet food(Check all that apply)

Information

[Type= discrete] [Format=numeric] [Range= 0-1] [Missing=*]

Statistics [NW/ W]

[Valid=6034 /-] [Invalid=0 /-]

Value	Label	Cases	Percentage
0	No	3446	<div></div> 57.1%
1	Yes	2588	<div></div> 42.9%

Warning: these figures indicate the number of cases found in the data file. They cannot be interpreted as summary statistics of the population of interest.

d9_2: D9. Which part of Taiwan has given you the deepest impression?(2)Coastal view(Check all that apply)

Information

[Type= discrete] [Format=numeric] [Range= 0-1] [Missing=*]

Statistics [NW/ W]

[Valid=6034 /-] [Invalid=0 /-]

Value	Label	Cases	Percentage
0	No	4555	<div></div> 75.5%
1	Yes	1479	<div></div> 24.5%

Warning: these figures indicate the number of cases found in the data file. They cannot be interpreted as summary statistics of the population of interest.

d9_3: D9. Which part of Taiwan has given you the deepest impression?(3)Hot springs(Check all that apply)

Information

[Type= discrete] [Format=numeric] [Range= 0-1] [Missing=*]

Statistics [NW/ W]

[Valid=6034 /-] [Invalid=0 /-]

Value	Label	Cases	Percentage
0	No	5622	<div></div> 93.2%
1	Yes	412	<div></div> 6.8%

Warning: these figures indicate the number of cases found in the data file. They cannot be interpreted as summary statistics of the population of interest.

d9_4: D9. Which part of Taiwan has given you the deepest impression?(4)Historical relics(Check all that apply)

Information

[Type= discrete] [Format=numeric] [Range= 0-1] [Missing=*]

Statistics [NW/ W]

[Valid=6034 /-] [Invalid=0 /-]

Value	Label	Cases	Percentage
0	No	5028	<div></div> 83.3%
1	Yes	1006	<div></div> 16.7%

Warning: these figures indicate the number of cases found in the data file. They cannot be interpreted as summary statistics of the population of interest.

d9_5: D9. Which part of Taiwan has given you the deepest impression?(5)Night markets sightseeing(Check all that apply)

Information

[Type= discrete] [Format=numeric] [Range= 0-1] [Missing=*]

Statistics [NW/ W]

[Valid=6034 /-] [Invalid=0 /-]

Value	Label	Cases	Percentage
0	No	3672	<div></div> 60.9%

d9_5: D9. Which part of Taiwan has given you the deepest impression?(5)Night markets sightseeing(Check all that apply)

Value	Label	Cases	Percentage
1	Yes	2362	<div><div></div></div> 39.1%

Warning: these figures indicate the number of cases found in the data file. They cannot be interpreted as summary statistics of the population of interest.

d9_6: D9. Which part of Taiwan has given you the deepest impression?(6)Cycling fun(Check all that apply)

Information	[Type= discrete] [Format=numeric] [Range= 0-1] [Missing=*]
-------------	--

Statistics [NW/ W]	[Valid=6034 /-] [Invalid=0 /-]
--------------------	--------------------------------

Value	Label	Cases	Percentage
0	No	5909	<div><div></div></div> 97.9%
1	Yes	125	<div><div></div></div> 2.1%

Warning: these figures indicate the number of cases found in the data file. They cannot be interpreted as summary statistics of the population of interest.

d9_7: D9. Which part of Taiwan has given you the deepest impression?(7)Famous local products(Check all that apply)

Information	[Type= discrete] [Format=numeric] [Range= 0-1] [Missing=*]
-------------	--

Statistics [NW/ W]	[Valid=6034 /-] [Invalid=0 /-]
--------------------	--------------------------------

Value	Label	Cases	Percentage
0	No	5326	<div><div></div></div> 88.3%
1	Yes	708	<div><div></div></div> 11.7%

Warning: these figures indicate the number of cases found in the data file. They cannot be interpreted as summary statistics of the population of interest.

d9_8: D9. Which part of Taiwan has given you the deepest impression?(8)Temple(Check all that apply)

Information	[Type= discrete] [Format=numeric] [Range= 0-1] [Missing=*]
-------------	--

Statistics [NW/ W]	[Valid=6034 /-] [Invalid=0 /-]
--------------------	--------------------------------

Value	Label	Cases	Percentage
0	No	5506	<div><div></div></div> 91.2%
1	Yes	528	<div><div></div></div> 8.8%

Warning: these figures indicate the number of cases found in the data file. They cannot be interpreted as summary statistics of the population of interest.

d9_9: D9. Which part of Taiwan has given you the deepest impression?(9)Night life(Check all that apply)

Information	[Type= discrete] [Format=numeric] [Range= 0-1] [Missing=*]
-------------	--

Statistics [NW/ W]	[Valid=6034 /-] [Invalid=0 /-]
--------------------	--------------------------------

Value	Label	Cases	Percentage
0	No	5732	<div><div></div></div> 95.0%
1	Yes	302	<div><div></div></div> 5.0%

Warning: these figures indicate the number of cases found in the data file. They cannot be interpreted as summary statistics of the population of interest.

d9_10: D9. Which part of Taiwan has given you the deepest impression?(10)Aboriginal culture(Check all that apply)

Information	[Type= discrete] [Format=numeric] [Range= 0-1] [Missing=*]
-------------	--

Statistics [NW/ W]	[Valid=6034 /-] [Invalid=0 /-]
--------------------	--------------------------------

Value	Label	Cases	Percentage
0	No	5746	<div><div></div></div> 95.2%
1	Yes	288	<div><div></div></div> 4.8%

Warning: these figures indicate the number of cases found in the data file. They cannot be interpreted as summary statistics of the population of interest.

d9_11: D9. Which part of Taiwan has given you the deepest impression?(11)Cosmetic and medical treatments(Check all that apply)

Information	[Type= discrete] [Format=numeric] [Range= 0-1] [Missing=*]
-------------	--

d9_11: D9. Which part of Taiwan has given you the deepest impression?(11)Cosmetic and medical treatments(Check all that apply)

Statistics [NW/ W] [Valid=6034 /-] [Invalid=0 /-]

Value	Label	Cases	Percentage
0	No	5863	97.2%
1	Yes	171	2.8%

Warning: these figures indicate the number of cases found in the data file. They cannot be interpreted as summary statistics of the population of interest.

d9_12: D9. Which part of Taiwan has given you the deepest impression?(12)Local friendliness and hospitality(Check all that apply)

Information [Type= discrete] [Format=numeric] [Range= 0-1] [Missing=*]

Statistics [NW/ W] [Valid=6034 /-] [Invalid=0 /-]

Value	Label	Cases	Percentage
0	No	2838	47.0%
1	Yes	3196	53.0%

Warning: these figures indicate the number of cases found in the data file. They cannot be interpreted as summary statistics of the population of interest.

d9_13: D9. Which part of Taiwan has given you the deepest impression?(13)24 hour book stores(Check all that apply)

Information [Type= discrete] [Format=numeric] [Range= 0-1] [Missing=*]

Statistics [NW/ W] [Valid=6034 /-] [Invalid=0 /-]

Value	Label	Cases	Percentage
0	No	5690	94.3%
1	Yes	344	5.7%

Warning: these figures indicate the number of cases found in the data file. They cannot be interpreted as summary statistics of the population of interest.

d9_14: D9. Which part of Taiwan has given you the deepest impression?(14)Convenience stores(Check all that apply)

Information [Type= discrete] [Format=numeric] [Range= 0-1] [Missing=*]

Statistics [NW/ W] [Valid=6034 /-] [Invalid=0 /-]

Value	Label	Cases	Percentage
0	No	5233	86.7%
1	Yes	801	13.3%

Warning: these figures indicate the number of cases found in the data file. They cannot be interpreted as summary statistics of the population of interest.

d9_15: D9. Which part of Taiwan has given you the deepest impression?(15)Fruits(Check all that apply)

Information [Type= discrete] [Format=numeric] [Range= 0-1] [Missing=*]

Statistics [NW/ W] [Valid=6034 /-] [Invalid=0 /-]

Value	Label	Cases	Percentage
0	No	4660	77.2%
1	Yes	1374	22.8%

Warning: these figures indicate the number of cases found in the data file. They cannot be interpreted as summary statistics of the population of interest.

d9_16: D9. Which part of Taiwan has given you the deepest impression?(16)Festival activities(Check all that apply)

Information [Type= discrete] [Format=numeric] [Range= 0-1] [Missing=*]

Statistics [NW/ W] [Valid=6034 /-] [Invalid=0 /-]

Value	Label	Cases	Percentage
0	No	6002	99.5%
1	Yes	32	0.5%

# d9_16: D9. Which part of Taiwan has given you the deepest impression?(16)Festival activities(Check all that apply)			
Warning: these figures indicate the number of cases found in the data file. They cannot be interpreted as summary statistics of the population of interest.			
# d9_17: D9. Which part of Taiwan has given you the deepest impression?(17)Tourist spots(Check all that apply)			
Information	[Type= discrete] [Format=numeric] [Range= 0-1] [Missing=*]		
Statistics [NW/ W]	[Valid=6034 /-] [Invalid=0 /-]		
Value	Label	Cases	Percentage
0	No	4495	<div></div> 74.5%
1	Yes	1539	<div></div> 25.5%
Warning: these figures indicate the number of cases found in the data file. They cannot be interpreted as summary statistics of the population of interest.			
# d9_18: D9. Which part of Taiwan has given you the deepest impression?(18)The accommodation experience (hotels or guest houses, etc.)(Check all that apply)			
Information	[Type= discrete] [Format=numeric] [Range= 0-1] [Missing=*]		
Statistics [NW/ W]	[Valid=6034 /-] [Invalid=0 /-]		
Value	Label	Cases	Percentage
0	No	5894	<div></div> 97.7%
1	Yes	140	<div></div> 2.3%
Warning: these figures indicate the number of cases found in the data file. They cannot be interpreted as summary statistics of the population of interest.			
# d9_19: D9. Which part of Taiwan has given you the deepest impression?(19)Others(Check all that apply)			
Information	[Type= discrete] [Format=numeric] [Range= 0-1] [Missing=*]		
Statistics [NW/ W]	[Valid=6034 /-] [Invalid=0 /-]		
Value	Label	Cases	Percentage
0	No	5383	<div></div> 89.2%
1	Yes	651	<div></div> 10.8%
Warning: these figures indicate the number of cases found in the data file. They cannot be interpreted as summary statistics of the population of interest.			

# e1: E1. Nationality			
Information		[Type= discrete] [Format=numeric] [Range= 1-16] [Missing=*]	
Statistics [NW/ W]		[Valid=6034 /-] [Invalid=0 /-]	
Value	Label	Cases	Percentage
1	Japan	1065	<div></div> 17.6%
2	Mainland China	3024	<div></div> 50.1%
4	Singapore	204	<div></div> 3.4%
5	Korea	253	<div></div> 4.2%
6	Malaysia	299	<div></div> 5.0%
7	Asia	407	<div></div> 6.7%
8	U.S.A.	308	<div></div> 5.1%
9	Canada	60	<div></div> 1.0%
10	U.K.	53	<div></div> 0.9%
11	France	47	<div></div> 0.8%
12	Germany	55	<div></div> 0.9%
13	Europe	108	<div></div> 1.8%
14	New Zealand& Australia	59	<div></div> 1.0%
15	Others	92	<div></div> 1.5%
16	R.O.C.(Limited to overseas Chinese, Excluding Taiwan busines	0	
Warning: these figures indicate the number of cases found in the data file. They cannot be interpreted as summary statistics of the population of interest.			
# e2_1: E2. The country of your residence			
Information		[Type= discrete] [Format=numeric] [Range= 1-15] [Missing=*]	
Statistics [NW/ W]		[Valid=6034 /-] [Invalid=0 /-]	
Value	Label	Cases	Percentage
1	Japan	1081	<div></div> 17.9%
2	Mainland China	2152	<div></div> 35.7%
3	Hong Kong or Macau	917	<div></div> 15.2%
4	Singapore	249	<div></div> 4.1%
5	Korea	259	<div></div> 4.3%
6	Malaysia	277	<div></div> 4.6%
7	Asia	397	<div></div> 6.6%
8	U.S.A.	313	<div></div> 5.2%
9	Canada	53	<div></div> 0.9%
10	U.K.	33	<div></div> 0.5%
11	France	34	<div></div> 0.6%
12	Germany	43	<div></div> 0.7%
13	Europe	84	<div></div> 1.4%
14	New Zealand& Australia	56	<div></div> 0.9%
15	Others	86	<div></div> 1.4%
Warning: these figures indicate the number of cases found in the data file. They cannot be interpreted as summary statistics of the population of interest.			
# e2_2: E2. Place of departure (None Mainland China visitors go to E3)			
Information		[Type= discrete] [Format=numeric] [Range= 1-32] [Missing=*]	
Statistics [NW/ W]		[Valid=2118 /-] [Invalid=3916 /-]	
Value	Label	Cases	Percentage
1	Beijing	251	<div></div> 11.9%

e2_2: E2. Place of departure (None Mainland China visitors go to E3)

Value	Label	Cases	Percentage
2	Tianjin	22	1.0%
3	Liaonig	122	5.8%
4	Shanghai	292	13.8%
5	Jiangsu	194	9.2%
6	Zhejiang	144	6.8%
7	Fujian	63	3.0%
8	Shandong	128	6.0%
9	Hubei	67	3.2%
10	Guangdong	248	11.7%
11	Chongqing	40	1.9%
12	Yunnan	12	0.6%
13	Shannxi	51	2.4%
14	Henan	44	2.1%
15	Hunan	31	1.5%
16	Guangxi	19	0.9%
17	Hainan	6	0.3%
18	Sichuan	62	2.9%
19	Hebei	63	3.0%
20	Shanxi	41	1.9%
21	Jilin	40	1.9%
22	Heilongjiang	18	0.8%
23	Anhui	59	2.8%
24	Jiangxi	13	0.6%
25	Guizhu	9	0.4%
26	Neimonggol	11	0.5%
27	Xizang	0	
28	Gansu	13	0.6%
29	Qinghai	6	0.3%
30	Ningxia	6	0.3%
31	Xinjiang	43	2.0%
32	Corps	0	
Sysmiss		3916	

Warning: these figures indicate the number of cases found in the data file. They cannot be interpreted as summary statistics of the population of interest.

e3: E3. Age

Information	[Type= discrete] [Format=numeric] [Range= 1-99] [Missing=*]		
Statistics [NW/ W]	[Valid=6034 /-] [Invalid=0 /-]		
Value	Label	Cases	Percentage
1	12-19 years old	191	3.2%
2	20-29 years old	1801	29.8%
3	30-39 years old	1568	26.0%
4	40-49 years old	1162	19.3%
5	50-59 years old	809	13.4%
6	60-65 years old	352	5.8%
7	66 years old and over	151	2.5%

# e3: E3. Age			
Value	Label	Cases	Percentage
99	Missing	0	
Warning: these figures indicate the number of cases found in the data file. They cannot be interpreted as summary statistics of the population of interest.			
# e4: E4. Annual income: (converted to USD)			
Information	[Type= discrete] [Format=numeric] [Range= 1-99] [Missing=*]		
Statistics [NW/ W]	[Valid=6034 /-] [Invalid=0 /-]		
Value	Label	Cases	Percentage
1	Under 9,999	868	<div><div></div></div> 14.4%
2	10,000-14,999	790	<div><div></div></div> 13.1%
3	15,000-29,999	905	<div><div></div></div> 15.0%
4	30,000-39,999	604	<div><div></div></div> 10.0%
5	40,000-69,999	677	<div><div></div></div> 11.2%
6	70,000-99,999	388	<div><div></div></div> 6.4%
7	100,000 and over	495	<div><div></div></div> 8.2%
8	No fixed income	1213	<div><div></div></div> 20.1%
99	Missing	94	<div><div></div></div> 1.6%
Warning: these figures indicate the number of cases found in the data file. They cannot be interpreted as summary statistics of the population of interest.			
# e5: E5. Education:			
Information	[Type= discrete] [Format=numeric] [Range= 1-99] [Missing=*]		
Statistics [NW/ W]	[Valid=6034 /-] [Invalid=0 /-]		
Value	Label	Cases	Percentage
1	Primary school	80	<div><div></div></div> 1.3%
2	Junior high school, senior high school or vocational high sc	1161	<div><div></div></div> 19.2%
3	College, university, graduate school or higher	4769	<div><div></div></div> 79.0%
4	Others	2	<div><div></div></div> 0.0%
99	Missing	22	<div><div></div></div> 0.4%
Warning: these figures indicate the number of cases found in the data file. They cannot be interpreted as summary statistics of the population of interest.			
# e6: E6. Occupation:			
Information	[Type= discrete] [Format=numeric] [Range= 1-99] [Missing=*]		
Statistics [NW/ W]	[Valid=6034 /-] [Invalid=0 /-]		
Value	Label	Cases	Percentage
1	Legislators, Senior Officials and Managers	821	<div><div></div></div> 13.6%
2	Professionals	1834	<div><div></div></div> 30.4%
3	Technicians and Associate Professionals	414	<div><div></div></div> 6.9%
4	Clerical Support Workers	790	<div><div></div></div> 13.1%
5	Service and Sales Workers	631	<div><div></div></div> 10.5%
6	Skilled Agricultural, Forestry and Fishery Workers	29	<div><div></div></div> 0.5%
7	Craft and Related Trades Workers	44	<div><div></div></div> 0.7%
8	Plant and Machine Operators, and Assemblers	130	<div><div></div></div> 2.2%
9	Elementary Laborers	36	<div><div></div></div> 0.6%
10	Hosewife/Househusband	258	<div><div></div></div> 4.3%
11	Student	578	<div><div></div></div> 9.6%
12	Retired	402	<div><div></div></div> 6.7%
13	Others	43	<div><div></div></div> 0.7%

# e6: E6. Occupation:			
Value	Label	Cases	Percentage
99	Missing	24	0.4%
Warning: these figures indicate the number of cases found in the data file. They cannot be interpreted as summary statistics of the population of interest.			
# e7: E7. Gender			
Information	[Type= discrete] [Format=numeric] [Range= 1-2] [Missing=*]		
Statistics [NW/ W]	[Valid=6034 /-] [Invalid=0 /-]		
Value	Label	Cases	Percentage
1	Male	3033	50.3%
2	Female	3001	49.7%
Warning: these figures indicate the number of cases found in the data file. They cannot be interpreted as summary statistics of the population of interest.			
# area: Survey areas			
Information	[Type= discrete] [Format=numeric] [Range= 1-3] [Missing=*]		
Statistics [NW/ W]	[Valid=6034 /-] [Invalid=0 /-]		
Value	Label	Cases	Percentage
1	Taiwan Taoyuan International Airport	5068	84.0%
2	Kaohsiung International Airport	527	8.7%
3	Taipei Sonshan Airport	439	7.3%
Warning: these figures indicate the number of cases found in the data file. They cannot be interpreted as summary statistics of the population of interest.			