

台灣 (Taiwan, ROC)

伊慶春, **Chin-Chun Yi**  
章英華, **Ying-Hwa Chang**

私立大學與社會互動關係之研究(I)：校友部份的分析

**Study Documentation**

April 23, 2021

# Metadata Production

Metadata Producer(s)	學術調查研究資料庫(Survey Research Data Archive) (SRDA) , 中央研究院人社中心調查研究 專題中心 , DDI文件製作
Version	2.0版, 參考IHSN Nesstar Template修改
Identification	D00190

# Table of Contents

Overview.....	4
Scope & Coverage.....	4
Producers & Sponsors.....	4
Data Collection.....	4
Data Processing & Appraisal.....	4
Accessibility.....	5
Files Description.....	6
校友.....	6
教師.....	6
Variables Group(s).....	7
【校友】個人基本資料.....	7
【校友】大學在校經驗.....	8
【校友】大學校友會活動、校友參與校友會的方式.....	10
【校友】校友對學校發展的評估.....	15
【校友】校友對未來參與學校事務的期望.....	18
【校友】校友未來協助學校發展的意願.....	20
【教師】個人基本資料.....	23
【教師】進這個學校的一些情形.....	24
【教師】有關學校升等方面的情況.....	26
【教師】剛到此學校時，有關學校行政方面的情况.....	28
【教師】目前行政方面的情况.....	31
【教師】剛到這學校時，學校財源的籌措和支出情况.....	33
【教師】目前學校在財務方面的情况.....	35
【教師】對學校各方面發展影響力最大.....	36
Variables Description.....	46
校友.....	47
教師.....	128

## 私立大學與社會互動關係之研究(I)：校友部份的分析

### *Private University and its Social Interaction I: Alumni*

Overview	
Identification	D00190
Version	Production Date: 2021-04-13 1
<b>Abstract</b> 「私立大學與社會互動關係之研究」係為探討臺灣私立大學與社會互動之關係，提出具體建議，供教育當局擬訂提升私立大學品質政策之參考。此調查以校友與大學的關聯為主題，調查對象為臺灣地區9所私立大專院校之畢業校友及11所私立大專院校之專任教師。調查期間自民國84年7月1日至民國85年11月30日。抽樣方法採等距抽樣。調查方式採郵寄自填問卷，共計回收有效樣本校友962份、教師1,073份。	
Kind of Data	抽查
Unit of Analysis	個人

Scope & Coverage	
Time Period(s)	1995-1996
Countries	台灣 (Taiwan, ROC)
<b>Geographic Coverage</b> 臺灣地區	
<b>Universe</b> 臺灣地區9所私立大專院校之畢業校友及11所私立大專院校之專任教師	

Producers & Sponsors	
Primary Investigator(s)	伊慶春, Chin-Chun Yi 章英華, Ying-Hwa Chang
Other Producer(s)	中央研究院中山人文社會科學研究所
Funding Agency/ies	教育部高等教育司

Data Collection	
Data Collection Dates	start 1995-07-01 end 1996-11-30
Time Period(s)	start 1995-07-01 end 1996-11-30
Data Collection Mode	郵寄自填問卷

Data Processing & Appraisal	
<b>Data Editing</b> 中央研究院人文社會科學研究中心調查研究專題中心所進行的資料整理方式，為不合理值檢核。	

<b>Accessibility</b>	
<b>Contact(s)</b>	學術調查研究資料庫(Survey Research Data Archive) (中央研究院人社中心調查研究專題中心), <a href="https://srda.sinica.edu.tw">https://srda.sinica.edu.tw</a> , <a href="mailto:srda@gate.sinica.edu.tw">srda@gate.sinica.edu.tw</a>
<b>Distributor(s)</b>	學術調查研究資料庫(Survey Research Data Archive)
<b>Depositor(s)</b>	中央研究院社會學研究所
<b><u>Access Conditions</u></b> 標準版(一般會員、院內會員直接下載)	

# Files Description

Dataset contains 2 file(s)

校友	
# Cases	962
# Variable(s)	297

教師	
# Cases	1073
# Variable(s)	395

# Variables Group(s)

Dataset contains 14 group(s)

Group 【校友】 個人基本資料							
#	Name	Label	Type	Format	Valid	Invalid	Question
1	card1	卡號一	discrete	numeric-1.0	962	0	-
2	id1	編號一	continuous	numeric-4.0	962	0	-
3	school	1.您大學畢業的學校	discrete	numeric-1.0	962	0	-
4	grayear	1.您是那一年畢業的?民國__年	discrete	numeric-2.0	962	0	-
5	gradept	1.畢業的科系是?	discrete	numeric-2.0	962	0	-
6	sex	2.性別	discrete	numeric-1.0	962	0	-
7	borny	3.您是什麼時候出生的?民國__年	discrete	numeric-2.0	962	0	-
8	bornm	3.您是什麼時候出生的?__月	discrete	numeric-2.0	962	0	-
9	paborn	4.您父親的籍貫是哪裡?	discrete	numeric-2.0	962	0	-
10	relig	5.您目前信什麼教?	discrete	numeric-2.0	962	0	-
11	marital	6.您目前的婚姻狀況如何?	discrete	numeric-1.0	959	3	-
12	partner	6.(2)您目前婚姻狀況為已婚, 配偶為:	discrete	numeric-1.0	962	0	-
13	edu	7.您的最高學歷是什麼?	discrete	numeric-2.0	962	0	-
14	party	8.您目前屬於那一個政黨?	discrete	numeric-2.0	962	0	-
15	vote	9.您今年三月是否投票選國大代表?	discrete	numeric-2.0	962	0	-
16	voteпа	9.您今年三月投票選國大代表: 候選人的政黨是__	discrete	numeric-1.0	962	0	-
17	workfor1	10.(A)您現在在哪裡工作?	discrete	numeric-2.0	962	0	-
18	hire1	10.(A)2.您為自己工作, 雇用人員__人	discrete	numeric-3.0	962	0	-
19	occ1	您工作行業	discrete	numeric-2.0	962	0	-
20	job1	10.(B)您工作職位	discrete	numeric-2.0	962	0	-
21	income1	10.(C)您目前工作上每個月的平均收入是多少?	discrete	numeric-2.0	962	0	-
22	workfor2	11.(A)如果您已經結婚, 您的配偶在哪裡工作?(未婚者跳答12)	discrete	numeric-2.0	962	0	-
23	hire2	11.(A)(2)如果您已經結婚, 您的配偶為自己工作, 雇用人員__人(未婚者跳答12)	discrete	numeric-3.0	962	0	-
24	occ2	如果您已經結婚, 您配偶工作行業(未婚者跳答12)	discrete	numeric-2.0	962	0	-
25	job2	11.(B)如果您已經結婚, 您配偶工作職位(未婚者跳答12)	discrete	numeric-2.0	962	0	-
26	income2	11.(C)您配偶目前工作上每個月的平均收入是多少?(未婚者跳答12)	discrete	numeric-2.0	962	0	-

#	Name	Label	Type	Format	Valid	Invalid	Question
27	grad2	11.(D)您配偶是否為大學(學院)畢業?(未婚者跳答12)	discrete	numeric-1.0	962	0	-
28	grayear2	11.(D)(1)您配偶是大學(學院)畢業：哪一年畢業?(未婚者跳答12)	discrete	numeric-2.0	962	0	-
29	gradsch	11.(D)(1)您配偶是大學(學院)畢業：哪一個學校?(未婚者跳答12)	discrete	numeric-2.0	962	0	-
30	paborn2	11.(E)您的配偶籍貫是哪裡?(未婚者跳答12)	discrete	numeric-2.0	962	0	-
31	meet	11.(F)您與配偶如何認識的?(未婚者跳答12)	discrete	numeric-2.0	962	0	-
32	societ1	12.您目前參加了哪些社會團體(複選)?(1)宗親會	discrete	numeric-1.0	962	0	-
33	societ2	12.您目前參加了哪些社會團體(複選)?(2)職業團體	discrete	numeric-1.0	962	0	-
34	societ3	12.您目前參加了哪些社會團體(複選)?(3)宗教團體	discrete	numeric-1.0	962	0	-
35	societ4	12.您目前參加了哪些社會團體(複選)?(4)康樂團體	discrete	numeric-1.0	962	0	-
36	societ5	12.您目前參加了哪些社會團體(複選)?(5)同鄉會	discrete	numeric-1.0	962	0	-
37	societ6	12.您目前參加了哪些社會團體(複選)?(6)政黨以外之政治團體	discrete	numeric-1.0	962	0	-
38	societ7	12.您目前參加了哪些社會團體(複選)?(7)學術團體	discrete	numeric-1.0	962	0	-
39	societ8	12.您目前參加了哪些社會團體(複選)?(8)社會團體	discrete	numeric-1.0	962	0	-
40	societ9	12.您目前參加了哪些社會團體(複選)?(9)未參加任何社團(免答13, 跳答下一大項1)	discrete	numeric-1.0	962	0	-
41	societ10	12.您目前參加了哪些社會團體(複選)?(10)其他	discrete	numeric-1.0	962	0	-
42	cadre	13.您在以上的社會團體中是否曾擔任幹部(理監事、秘書長、幹事、祕書等)	discrete	numeric-1.0	962	0	-
43	card2	卡號二	discrete	numeric-1.0	962	0	-
44	id2	編號二	continuous	numeric-4.0	962	0	-
45	card3	卡號三	discrete	numeric-1.0	962	0	-
46	id3	編號三	continuous	numeric-4.0	962	0	-
47	card4	卡號四	discrete	numeric-1.0	962	0	-
48	id4	編號四	continuous	numeric-4.0	962	0	-
49	card5	卡號五	discrete	numeric-1.0	962	0	-
50	id5	編號五	continuous	numeric-4.0	962	0	-

**Group 【校友】 大學在校經驗**

#	Name	Label	Type	Format	Valid	Invalid	Question
---	------	-------	------	--------	-------	---------	----------



#	Name	Label	Type	Format	Valid	Invalid	Question
1	va1_1	1.您當年在學校時參加過下列哪些活動(複選)?(1)社團活動	discrete	numeric-1.0	962	0	-
2	va1_2	1.您當年在學校時參加過下列哪些活動(複選)?(2)班級活動	discrete	numeric-1.0	962	0	-
3	va1_3	1.您當年在學校時參加過下列哪些活動(複選)?(3)系上辦的活動	discrete	numeric-1.0	962	0	-
4	va1_4	1.您當年在學校時參加過下列哪些活動(複選)?(4)學校主辦的活動	discrete	numeric-1.0	962	0	-
5	va1_5	1.您當年在學校時參加過下列哪些活動(複選)?(5)都沒有	discrete	numeric-1.0	962	0	-
6	va1_6	1.您當年在學校時參加過下列哪些活動(複選)?(6)其他	discrete	numeric-1.0	962	0	-
7	va2_1	2.您當年在學校時比較常有 下列哪些情形(複選)?(1)課餘大多在宿舍	discrete	numeric-1.0	962	0	-
8	va2_2	2.您當年在學校時比較常有 下列哪些情形(複選)?(2)常和老師談話	discrete	numeric-1.0	962	0	-
9	va2_3	2.您當年在學校時比較常有 下列哪些情形(複選)?(3)課餘大多與同學相處	discrete	numeric-1.0	962	0	-
10	va2_4	2.您當年在學校時比較常有 下列哪些情形(複選)?(4)常到圖書館書	discrete	numeric-1.0	962	0	-
11	va2_5	2.您當年在學校時比較常有 下列哪些情形(複選)?(5)常待在實驗室	discrete	numeric-1.0	962	0	-
12	va2_6	2.您當年在學校時比較常有 下列哪些情形(複選)?(6)都沒有	discrete	numeric-1.0	962	0	-
13	va2_7	2.您當年在學校時比較常有 下列哪些情形(複選)?(7)其他	discrete	numeric-1.0	962	0	-
14	va3_1	3.現在回想起來，您覺得學校在那一方面最令您懷念(複選)?(1)社團活動	discrete	numeric-1.0	962	0	-
15	va3_2	3.現在回想起來，您覺得學校在那一方面最令您懷念(複選)?(2)班級活動	discrete	numeric-1.0	962	0	-
16	va3_3	3.現在回想起來，您覺得學校在那一方面最令您懷念(複選)?(3)系上辦的活動	discrete	numeric-1.0	962	0	-
17	va3_4	3.現在回想起來，您覺得學校在那一方面最令您懷念(複選)?(4)學校主辦的活動	discrete	numeric-1.0	962	0	-
18	va3_5	3.現在回想起來，您覺得學校在那一方面最令您懷念(複選)?(5)宿舍生活	discrete	numeric-1.0	962	0	-

#	Name	Label	Type	Format	Valid	Invalid	Question
19	va3_6	3.現在回想起來，您覺得學校在那一方面最令您懷念(複選)?(6)和老師之互動	discrete	numeric-1.0	962	0	-
20	va3_7	3.現在回想起來，您覺得學校在那一方面最令您懷念(複選)?(7)同學間的交往	discrete	numeric-1.0	962	0	-
21	va3_8	3.現在回想起來，您覺得學校在那一方面最令您懷念(複選)?(8)課堂裡的學習	discrete	numeric-1.0	962	0	-
22	va3_9	3.現在回想起來，您覺得學校在那一方面最令您懷念(複選)?(9)圖書館書	discrete	numeric-1.0	962	0	-
23	va3_10	3.現在回想起來，您覺得學校在那一方面最令您懷念(複選)?(10)實驗室生活	discrete	numeric-1.0	962	0	-
24	va3_11	3.現在回想起來，您覺得學校在那一方面最令您懷念(複選)?(11)都沒有	discrete	numeric-1.0	962	0	-
25	va3_12	3.現在回想起來，您覺得學校在那一方面最令您懷念(複選)?(12)其他	discrete	numeric-1.0	962	0	-
26	va4	4.您畢業時，學校的設備和其他學校比較之下情況如何?	discrete	numeric-2.0	962	0	-
27	va5	5.您畢業時，學校的師資和其他學校比較之下情況如何?	discrete	numeric-2.0	962	0	-
28	va6	6.在大學時，您與同學間的往來情形如何?	discrete	numeric-2.0	962	0	-
29	va7	7.在大學時，您與老師間的往來情形如何?	discrete	numeric-2.0	962	0	-
30	va8	8.老師對您繼續深造方面的幫助如何?	discrete	numeric-2.0	962	0	-
31	va9	9.老師對您就業方面的幫助如何?	discrete	numeric-2.0	962	0	-
32	va12	12.過去五年以來，您與大學同班同學一起聚會的情形如何?	discrete	numeric-2.0	962	0	-
33	va13	13.過去五年以來，您與大學時同社團的同學一起聚會的情形如何?	discrete	numeric-2.0	962	0	-
34	va14	14.過去五年以來，您與大學時在其他活動認識的同學一起聚會的情形如何?	discrete	numeric-2.0	962	0	-
35	va15	15.目前來往比較密切的五個朋友中，有幾個是大學時就認識的系友或校友?	discrete	numeric-2.0	962	0	-
36	va16	16.目前來往比較密切的五個朋友中，有沒有畢業以後才認識的大學校友?	discrete	numeric-2.0	962	0	-

**Group 【校友】** 大學校友會活動、校友參與校友會的方式

#	Name	Label	Type	Format	Valid	Invalid	Question
---	------	-------	------	--------	-------	---------	----------

#	Name	Label	Type	Format	Valid	Invalid	Question
1	vb1_1	1.過去五年來，您知不知道系友會曾舉辦過哪些活動(複選)?(1)聯誼(郊遊、運動競賽)	discrete	numeric-2.0	962	0	-
2	vb1_2	1.過去五年來，您知不知道系友會曾舉辦過哪些活動(複選)?(2)演講	discrete	numeric-2.0	962	0	-
3	vb1_3	1.過去五年來，您知不知道系友會曾舉辦過哪些活動(複選)?(3)系慶活動	discrete	numeric-2.0	962	0	-
4	vb1_4	1.過去五年來，您知不知道系友會曾舉辦過哪些活動(複選)?(4)募款活動	discrete	numeric-2.0	962	0	-
5	vb1_5	1.過去五年來，您知不知道系友會曾舉辦過哪些活動(複選)?(5)例行會議	discrete	numeric-2.0	962	0	-
6	vb1_6	1.過去五年來，您知不知道系友會曾舉辦過哪些活動(複選)?(6)沒有辦活動(跳答3.)	discrete	numeric-2.0	962	0	-
7	vb1_7	1.過去五年來，您知不知道系友會曾舉辦過哪些活動(複選)?(7)不知道(跳答4.)	discrete	numeric-2.0	962	0	-
8	vb1_8	1.過去五年來，您知不知道系友會曾舉辦過哪些活動(複選)?(8)其他	discrete	numeric-2.0	962	0	-
9	vb2	2.過去五年來，您有沒有參加系友會的活動?	discrete	numeric-2.0	962	0	-
10	vb2_1_1	2-1.過去五年來，您曾經參加過系友會哪些活動(複選)?(1)聯誼(郊遊、運動競賽)	discrete	numeric-2.0	962	0	-
11	vb2_1_2	2-1.過去五年來，您曾經參加過系友會哪些活動(複選)?(2)演講	discrete	numeric-2.0	962	0	-
12	vb2_1_3	2-1.過去五年來，您曾經參加過系友會哪些活動(複選)?(3)系慶活動	discrete	numeric-2.0	962	0	-
13	vb2_1_4	2-1.過去五年來，您曾經參加過系友會哪些活動(複選)?(4)募款活動	discrete	numeric-2.0	962	0	-
14	vb2_1_5	2-1.過去五年來，您曾經參加過系友會哪些活動(複選)?(5)例行會議	discrete	numeric-2.0	962	0	-
15	vb2_1_6	2-1.過去五年來，您曾經參加過系友會哪些活動(複選)?(6)都沒有	discrete	numeric-2.0	962	0	-
16	vb2_1_7	2-1.過去五年來，您曾經參加過系友會哪些活動(複選)?(7)其他	discrete	numeric-2.0	962	0	-
17	vb2_2_1	2-2.您是如何參加系友會活動的(複選)?(1)系友會主動聯絡(跳答3)	discrete	numeric-2.0	962	0	-
18	vb2_2_2	2-2.您是如何參加系友會活動的(複選)?(2)其他系友介紹(跳答3)	discrete	numeric-2.0	962	0	-

#	Name	Label	Type	Format	Valid	Invalid	Question
19	vb2_2_3	2-2.您是如何參加系友會活動的(複選)?(3)自行參加(跳答3)	discrete	numeric-2.0	962	0	-
20	vb2_2_4	2-2.您是如何參加系友會活動的(複選)?(4)其他(跳答3)	discrete	numeric-2.0	962	0	-
21	vb2_3	2-3.您為什麼沒有參加系友會的活動?	discrete	numeric-2.0	962	0	-
22	vb3	3.您有沒有擔任過系友會的幹部?	discrete	numeric-2.0	962	0	-
23	vb3_1	3.(1)您有擔任過系友會的幹部, 開始年份	discrete	numeric-2.0	962	0	-
24	vb3_2	3.(1)您有擔任過系友會的幹部, 結束年份	discrete	numeric-2.0	962	0	-
25	vb4_1	4.過去五年來, 您知不知道大學校友會曾舉辦過哪些活動(複選)?(1)聯誼(郊遊、運動競賽)	discrete	numeric-2.0	962	0	-
26	vb4_2	4.過去五年來, 您知不知道大學校友會曾舉辦過哪些活動(複選)?(2)演講	discrete	numeric-2.0	962	0	-
27	vb4_3	4.過去五年來, 您知不知道大學校友會曾舉辦過哪些活動(複選)?(3)校慶活動	discrete	numeric-2.0	962	0	-
28	vb4_4	4.過去五年來, 您知不知道大學校友會曾舉辦過哪些活動(複選)?(4)募款活動	discrete	numeric-2.0	962	0	-
29	vb4_5	4.過去五年來, 您知不知道大學校友會曾舉辦過哪些活動(複選)?(5)例行會議	discrete	numeric-2.0	962	0	-
30	vb4_6	4.過去五年來, 您知不知道大學校友會曾舉辦過哪些活動(複選)?(6)沒有辦活動(跳答6)	discrete	numeric-2.0	962	0	-
31	vb4_7	4.過去五年來, 您知不知道大學校友會曾舉辦過哪些活動(複選)?(7)不知道(跳答7)	discrete	numeric-2.0	962	0	-
32	vb4_8	4.過去五年來, 您知不知道大學校友會曾舉辦過哪些活動(複選)?(8)其他	discrete	numeric-2.0	962	0	-
33	vb5	5.過去五年來, 您有沒有參加大學校友會的活動?	discrete	numeric-2.0	962	0	-
34	vb5_1_1	5-1.過去五年來, 您曾經參加過大學校友會哪些活動(複選)?(1)聯誼(郊遊、運動競賽)	discrete	numeric-2.0	962	0	-
35	vb5_1_2	5-1.過去五年來, 您曾經參加過大學校友會哪些活動(複選)?(2)演講	discrete	numeric-2.0	962	0	-
36	vb5_1_3	5-1.過去五年來, 您曾經參加過大學校友會哪些活動(複選)?(3)校慶活動	discrete	numeric-2.0	962	0	-

#	Name	Label	Type	Format	Valid	Invalid	Question
37	vb5_1_4	5-1.過去五年來，您曾經參加過大學校友會哪些活動(複選)?(4)募款活動	discrete	numeric-2.0	962	0	-
38	vb5_1_5	5-1.過去五年來，您曾經參加過大學校友會哪些活動(複選)?(5)例行會議	discrete	numeric-2.0	962	0	-
39	vb5_1_6	5-1.過去五年來，您曾經參加過大學校友會哪些活動(複選)?(6)都沒有	discrete	numeric-2.0	962	0	-
40	vb5_1_7	5-1.過去五年來，您曾經參加過大學校友會哪些活動(複選)?(7)其他	discrete	numeric-2.0	962	0	-
41	vb5_2_1	5-2.您是如何參加大學校友會活動的(複選)?(1)校友會主動聯絡(跳答6.)	discrete	numeric-2.0	962	0	-
42	vb5_2_2	5-2.您是如何參加大學校友會活動的(複選)?(2)其他校友介紹(跳答6.)	discrete	numeric-2.0	962	0	-
43	vb5_2_3	5-2.您是如何參加大學校友會活動的(複選)?(3)自行參加(跳答6.)	discrete	numeric-2.0	962	0	-
44	vb5_2_4	5-2.您是如何參加大學校友會活動的(複選)?(4)其他(跳答6.)	discrete	numeric-2.0	962	0	-
45	vb5_3	5-3.您為什麼沒有參加大學校友會的活動?	discrete	numeric-2.0	962	0	-
46	vb6	6.您有沒有擔任過大學校友會的幹部?	discrete	numeric-2.0	962	0	-
47	vb6_1	6.(1)您有擔任過大學校友會的幹部：開始年份	discrete	numeric-2.0	962	0	-
48	vb6_2	6.(1)您有擔任過大學校友會的幹部：結束年份	discrete	numeric-2.0	962	0	-
49	vb7_1	7.(1)過去五年來，您有收到過系友會刊物，大約：	discrete	numeric-2.0	962	0	-
50	vb7_2	7.(2)過去五年來，您有收到過大學校友會刊物，大約：	discrete	numeric-2.0	962	0	-
51	vb8	8.您有沒有參加其他特定專業的大學校友會?	discrete	numeric-2.0	962	0	-
52	vb9_1	9.據您所知，大學校友會曾以何種方式協助學校發展(複選)?(1)發動特定目的捐款活動	discrete	numeric-2.0	962	0	-
53	vb9_2	9.據您所知，大學校友會曾以何種方式協助學校發展(複選)?(2)提供畢業生就業資訊	discrete	numeric-2.0	962	0	-
54	vb9_3	9.據您所知，大學校友會曾以何種方式協助學校發展(複選)?(3)協助畢業生獲得工作	discrete	numeric-2.0	962	0	-
55	vb9_4	9.據您所知，大學校友會曾以何種方式協助學校發展(複選)?(4)提供在校學生獎學金	discrete	numeric-2.0	962	0	-

#	Name	Label	Type	Format	Valid	Invalid	Question
56	vb9_5	9.據您所知，大學校友會曾以何種方式協助學校發展(複選)?(5)提供在校生急難救助或返鄉專車等社會服務	discrete	numeric-2.0	962	0	-
57	vb9_6	9.據您所知，大學校友會曾以何種方式協助學校發展(複選)?(6)舉辦傑出校友座談會、演講或其他活動	discrete	numeric-2.0	962	0	-
58	vb9_7	9.據您所知，大學校友會曾以何種方式協助學校發展(複選)?(7)給予學校精神支持	discrete	numeric-2.0	962	0	-
59	vb9_8	9.據您所知，大學校友會曾以何種方式協助學校發展(複選)?(8)協助學校校務發展的規劃	discrete	numeric-2.0	962	0	-
60	vb9_9	9.據您所知，大學校友會曾以何種方式協助學校發展(複選)?(9)參與董事會	discrete	numeric-2.0	962	0	-
61	vb9_10	9.據您所知，大學校友會曾以何種方式協助學校發展(複選)?(10)參與校長遴選	discrete	numeric-2.0	962	0	-
62	vb9_11	9.據您所知，大學校友會曾以何種方式協助學校發展(複選)?(11)未曾協助	discrete	numeric-2.0	962	0	-
63	vb9_12	9.據您所知，大學校友會曾以何種方式協助學校發展(複選)?(12)其他	discrete	numeric-2.0	962	0	-
64	vb10_1	10.您個人曾以何種方式協助學校發展(複選)?(1)提供特定目的捐款	discrete	numeric-2.0	962	0	-
65	vb10_2	10.您個人曾以何種方式協助學校發展(複選)?(2)提供畢業生就業資訊	discrete	numeric-2.0	962	0	-
66	vb10_3	10.您個人曾以何種方式協助學校發展(複選)?(3)協助畢業生獲得工作	discrete	numeric-2.0	962	0	-
67	vb10_4	10.您個人曾以何種方式協助學校發展(複選)?(4)提供在校生獎學金	discrete	numeric-2.0	962	0	-
68	vb10_5	10.您個人曾以何種方式協助學校發展(複選)?(5)提供在校生急難救助或返鄉專車等社會服務	discrete	numeric-2.0	962	0	-
69	vb10_6	10.您個人曾以何種方式協助學校發展(複選)?(6)舉辦傑出校友座談會、演講或其他活動	discrete	numeric-2.0	962	0	-
70	vb10_7	10.您個人曾以何種方式協助學校發展(複選)?(7)給予學校精神支持	discrete	numeric-2.0	962	0	-
71	vb10_8	10.您個人曾以何種方式協助學校發展(複選)?(8)協助學校校務發展的規劃	discrete	numeric-2.0	962	0	-

#	Name	Label	Type	Format	Valid	Invalid	Question
72	vb10_9	10.您個人曾以何種方式協助學校發展(複選)?(9)參與董事會	discrete	numeric-2.0	962	0	-
73	vb10_10	10.您個人曾以何種方式協助學校發展(複選)?(10)參與校長遴選	discrete	numeric-2.0	962	0	-
74	vb10_11	10.您個人曾以何種方式協助學校發展(複選)?(11)未曾協助	discrete	numeric-2.0	962	0	-
75	vb10_12	10.您個人曾以何種方式協助學校發展(複選)?(12)其他	discrete	numeric-2.0	962	0	-

**Group 【校友】校友對學校發展的評估**

#	Name	Label	Type	Format	Valid	Invalid	Question
1	vc1	1.就目前臺灣私立大學院校的整體情況，若請您評分的話，您會給母校幾分？	discrete	numeric-2.0	962	0	-
2	vc2	2.和畢業時相比，您覺得目前學校整體的設備情況如何？	discrete	numeric-2.0	962	0	-
3	vc3	3.和畢業時相比，您覺得目前學校整體的師資情況如何？	discrete	numeric-2.0	962	0	-
4	vc4	4.和畢業時相比，您覺得目前學校整體的名聲情況如何？	discrete	numeric-2.0	962	0	-
5	vc5	5.和畢業時相比，您覺得目前學校整體的財務情況如何？	discrete	numeric-2.0	962	0	-
6	vc6	6.和畢業時相比，您覺得目前學校整體的學生素質情況如何？	discrete	numeric-2.0	962	0	-
7	vc7	7.和畢業時相比，您覺得目前學校的校長能力整體而言如何？	discrete	numeric-2.0	962	0	-
8	vc8	8.和畢業時相比，您覺得目前學校的董事長能力整體而言如何？	discrete	numeric-2.0	962	0	-
9	vc9	9.和畢業時相比，您覺得目前學校的董事會整體而言情況如何？	discrete	numeric-2.0	962	0	-
10	vc10	10.和畢業時相比，您覺得目前學校的校友會整體而言情況如何？	discrete	numeric-2.0	962	0	-
11	vc11	11.與其他私立大學相比，您認為母校的聲望在未來十年會有什麼變化？	discrete	numeric-2.0	962	0	-
12	vc12_1	12.您覺得過去五年來學校最有進步的是哪些方面(複選)?(1)設備	discrete	numeric-2.0	962	0	-
13	vc12_2	12.您覺得過去五年來學校最有進步的是哪些方面(複選)?(2)財務	discrete	numeric-2.0	962	0	-

#	Name	Label	Type	Format	Valid	Invalid	Question
14	vc12_3	12.您覺得過去五年來學校最有進步的是哪些方面(複選)?(3)師資	discrete	numeric-2.0	962	0	-
15	vc12_4	12.您覺得過去五年來學校最有進步的是哪些方面(複選)?(4)學生素質	discrete	numeric-2.0	962	0	-
16	vc12_5	12.您覺得過去五年來學校最有進步的是哪些方面(複選)?(5)整體名聲	discrete	numeric-2.0	962	0	-
17	vc12_6	12.您覺得過去五年來學校最有進步的是哪些方面(複選)?(6)董事會	discrete	numeric-2.0	962	0	-
18	vc12_7	12.您覺得過去五年來學校最有進步的是哪些方面(複選)?(7)校友會	discrete	numeric-2.0	962	0	-
19	vc12_8	12.您覺得過去五年來學校最有進步的是哪些方面(複選)?(8)不清楚	discrete	numeric-2.0	962	0	-
20	vc12_9	12.您覺得過去五年來學校最有進步的是哪些方面(複選)?(9)其他	discrete	numeric-2.0	962	0	-
21	vc13_1	13.您覺得過去五年來學校最沒有進步的是哪些方面(複選)?(1)設備	discrete	numeric-2.0	962	0	-
22	vc13_2	13.您覺得過去五年來學校最沒有進步的是哪些方面(複選)?(2)財務	discrete	numeric-2.0	962	0	-
23	vc13_3	13.您覺得過去五年來學校最沒有進步的是哪些方面(複選)?(3)師資	discrete	numeric-2.0	962	0	-
24	vc13_4	13.您覺得過去五年來學校最沒有進步的是哪些方面(複選)?(4)學生素質	discrete	numeric-2.0	962	0	-
25	vc13_5	13.您覺得過去五年來學校最沒有進步的是哪些方面(複選)?(5)整體名聲	discrete	numeric-2.0	962	0	-
26	vc13_6	13.您覺得過去五年來學校最沒有進步的是哪些方面(複選)?(6)董事會	discrete	numeric-2.0	962	0	-
27	vc13_7	13.您覺得過去五年來學校最沒有進步的是哪些方面(複選)?(7)校友會	discrete	numeric-2.0	962	0	-
28	vc13_8	13.您覺得過去五年來學校最沒有進步的是哪些方面(複選)?(8)不清楚	discrete	numeric-2.0	962	0	-
29	vc13_9	13.您覺得過去五年來學校最沒有進步的是哪些方面(複選)?(9)其他	discrete	numeric-2.0	962	0	-
30	vc14_1	14.目前來看，貴校哪三個科系的學生畢業後發展最好：最好之科系	discrete	numeric-2.0	962	0	-
31	vc14_2	14.目前來看，貴校哪三個科系的學生畢業後發展最好：第二好之科系	discrete	numeric-2.0	962	0	-



#	Name	Label	Type	Format	Valid	Invalid	Question
32	vc14_3	14.目前來看，貴校哪三個科系的學生畢業後發展最好：第三好之科系	discrete	numeric-2.0	962	0	-
33	vc15	15.您畢業之後，在工作或事業上有沒有得到其他校友的幫助？	discrete	numeric-2.0	962	0	-
34	vc15_1_1	15-1.您畢業之後，在工作或事業上有得到其他校友的幫助，在哪些方面有助(複選)?(1)介紹工作	discrete	numeric-2.0	962	0	-
35	vc15_1_2	15-1.您畢業之後，在工作或事業上有得到其他校友的幫助，在哪些方面有助(複選)?(2)人事升遷	discrete	numeric-2.0	962	0	-
36	vc15_1_3	15-1.您畢業之後，在工作或事業上有得到其他校友的幫助，在哪些方面有助(複選)?(3)生意往來	discrete	numeric-2.0	962	0	-
37	vc15_1_4	15-1.您畢業之後，在工作或事業上有得到其他校友的幫助，在哪些方面有助(複選)?(4)提供事業或工作上的資訊	discrete	numeric-2.0	962	0	-
38	vc15_1_5	15-1.您畢業之後，在工作或事業上有得到其他校友的幫助，在哪些方面有助(複選)?(5)經濟支援	discrete	numeric-2.0	962	0	-
39	vc15_1_6	15-1.您畢業之後，在工作或事業上有得到其他校友的幫助，在哪些方面有助(複選)?(6)其他	discrete	numeric-2.0	962	0	-
40	vc16_1	16.據您所知，校友之間有沒有下列互相幫助的情形(複選)?(1)介紹工作	discrete	numeric-2.0	962	0	-
41	vc16_2	16.據您所知，校友之間有沒有下列互相幫助的情形(複選)?(2)人事升遷	discrete	numeric-2.0	962	0	-
42	vc16_3	16.據您所知，校友之間有沒有下列互相幫助的情形(複選)?(3)生意往來	discrete	numeric-2.0	962	0	-
43	vc16_4	16.據您所知，校友之間有沒有下列互相幫助的情形(複選)?(4)提供事業或工作上的資訊	discrete	numeric-2.0	962	0	-
44	vc16_5	16.據您所知，校友之間有沒有下列互相幫助的情形(複選)?(5)經濟支援	discrete	numeric-2.0	962	0	-
45	vc16_6	16.據您所知，校友之間有沒有下列互相幫助的情形(複選)?(6)其他	discrete	numeric-2.0	962	0	-
46	vc17	17.一般而言，學校名聲對您的工作或事業有沒有幫助？	discrete	numeric-2.0	962	0	-
47	vc18	18.一般而言，您認為臺灣非教會的私立大學院校是否主要由家族來經營？	discrete	numeric-2.0	962	0	-

#	Name	Label	Type	Format	Valid	Invalid	Question
48	vc19_1	19.由家族來經營的私立大學院校和其他私立學校相比，您是否同意以下的看法?(1)家族經營的學校比較穩定和諧	discrete	numeric-2.0	962	0	-
49	vc19_2	19.由家族來經營的私立大學院校和其他私立學校相比，您是否同意以下的看法?(2)家族經營的學校只要正派經營就好	discrete	numeric-2.0	962	0	-
50	vc19_3	19.由家族來經營的私立大學院校和其他私立學校相比，您是否同意以下的看法?(3)家族經營的學校比較可能公私不分	discrete	numeric-2.0	962	0	-
51	vc19_4	19.由家族來經營的私立大學院校和其他私立學校相比，您是否同意以下的看法?(4)家族經營的學校在領導人的接班方面比較沒爭議	discrete	numeric-2.0	962	0	-
52	vc19_5	19.由家族來經營的私立大學院校和其他私立學校相比，您是否同意以下的看法?(5)家族經營的學校在人事或財務上較不公開	discrete	numeric-2.0	962	0	-
53	vc19_6	19.由家族來經營的私立大學院校和其他私立學校相比，您是否同意以下的看法?(6)家族經營的學校領導人的作風較不民主	discrete	numeric-2.0	962	0	-
54	vc19_7	19.由家族來經營的私立大學院校和其他私立學校相比，您是否同意以下的看法?(7)其他	discrete	numeric-2.0	962	0	-
55	vc20	20.一般而言，您認為教育部應給予私立大學多少經費的補助?	discrete	numeric-2.0	962	0	-
56	vc21_1	21.您是否贊成教育部可以考慮下列補助私立大學的方式(複選)?(1)補助學校研究設備經費	discrete	numeric-1.0	962	0	-
57	vc21_2	21.您是否贊成教育部可以考慮下列補助私立大學的方式(複選)?(2)補助學校人事經費	discrete	numeric-1.0	962	0	-
58	vc21_3	21.您是否贊成教育部可以考慮下列補助私立大學的方式(複選)?(3)直接補助學生學雜費	discrete	numeric-1.0	962	0	-
59	vc21_4	21.您是否贊成教育部可以考慮下列補助私立大學的方式(複選)?(4)不必補助	discrete	numeric-1.0	962	0	-

**Group 【校友】校友對未來參與學校事務的期望**

#	Name	Label	Type	Format	Valid	Invalid	Question
---	------	-------	------	--------	-------	---------	----------

#	Name	Label	Type	Format	Valid	Invalid	Question
1	vd1	1.您覺得目前學校對校友是否重視?	discrete	numeric-2.0	962	0	-
2	vd2	2.目前董事會中有沒有校友參與?	discrete	numeric-2.0	962	0	-
3	vd3	3.您認為董事會中應不應該有校友擔任董事?	discrete	numeric-2.0	962	0	-
4	vd3_1	3-1.您認為校友董事應由什麼方式產生?	discrete	numeric-2.0	962	0	-
5	vd4_1	4.您認為學校進用教師時是否應該優先考慮校友?(1)申請者條件相當時	discrete	numeric-2.0	962	0	-
6	vd4_2	4.您認為學校進用教師時是否應該優先考慮校友?(2)校友條件差一些時	discrete	numeric-2.0	962	0	-
7	vd5_1	5.您認為聘用學校行政人員時是否應該優先錄用校友?(1)申請者條件相當時	discrete	numeric-2.0	962	0	-
8	vd5_2	5.您認為聘用學校行政人員時是否應該優先錄用校友?(2)校友條件差一些時	discrete	numeric-2.0	962	0	-
9	vd6_1	6.您認為在參與校務發展規劃方面，校友們應該扮演什麼樣的角色?(1)由校友加入董事會參與決策	discrete	numeric-2.0	962	0	-
10	vd6_2	6.您認為在參與校務發展規劃方面，校友們應該扮演什麼樣的角色?(2)透過校友會與學校合作	discrete	numeric-2.0	962	0	-
11	vd6_3	6.您認為在參與校務發展規劃方面，校友們應該扮演什麼樣的角色?(3)以捐款或提供實質服務	discrete	numeric-2.0	962	0	-
12	vd6_4	6.您認為在參與校務發展規劃方面，校友們應該扮演什麼樣的角色?(4)校友個人隨時提供意見	discrete	numeric-2.0	962	0	-
13	vd6_5	6.您認為在參與校務發展規劃方面，校友們應該扮演什麼樣的角色?(5)不必扮演任何角色	discrete	numeric-2.0	962	0	-
14	vd6_6	6.您認為在參與校務發展規劃方面，校友們應該扮演什麼樣的角色?(6)其他	discrete	numeric-2.0	962	0	-
15	vd7_1	7.您認為在參與學校規劃的募款或其他活動方面，校友們應該扮演什麼樣的角色?(1)由校友加入董事會參與決策	discrete	numeric-2.0	962	0	-
16	vd7_2	7.您認為在參與學校規劃的募款或其他活動方面，校友們應該扮演什麼樣的角色?(2)透過校友會與學校合作	discrete	numeric-2.0	962	0	-
17	vd7_3	7.您認為在參與學校規劃的募款或其他活動方面，校友們應該扮演什麼樣的角	discrete	numeric-2.0	962	0	-

#	Name	Label	Type	Format	Valid	Invalid	Question
		色?(3)以捐款或提供實質服務					
18	vd7_4	7.您認為在參與學校規劃的募款或其他活動方面，校友們應該扮演什麼樣的角色?(4)校友個人隨時提供意見	discrete	numeric-2.0	962	0	-
19	vd7_5	7.您認為在參與學校規劃的募款或其他活動方面，校友們應該扮演什麼樣的角色?(5)不必扮演任何角色	discrete	numeric-2.0	962	0	-
20	vd7_6	7.您認為在參與學校規劃的募款或其他活動方面，校友們應該扮演什麼樣的角色?(6)其他	discrete	numeric-2.0	962	0	-
21	vd8	8.您個人目前有沒有參與學校事務?	discrete	numeric-2.0	962	0	-
22	vd8_1_1	8-1.您個人目前有參與學校事務，如何參與(複選)?(1)擔任學校教員	discrete	numeric-2.0	962	0	-
23	vd8_1_2	8-1.您個人目前有參與學校事務，如何參與(複選)?(2)擔任學校行政人員	discrete	numeric-2.0	962	0	-
24	vd8_1_3	8-1.您個人目前有參與學校事務，如何參與(複選)?(3)參與董事會	discrete	numeric-2.0	962	0	-
25	vd8_1_4	8-1.您個人目前有參與學校事務，如何參與(複選)?(4)其他	discrete	numeric-2.0	962	0	-
26	vd9	9.您認為校長應如何選出?	discrete	numeric-2.0	962	0	-
27	vd9_1	9-1.您認為校長遴選委員會中是否應該有校友代表?	discrete	numeric-2.0	962	0	-
28	vd10_1	10.您認為董事會應不應該參與下列校務事項的決策?(1)師資聘任	discrete	numeric-2.0	962	0	-
29	vd10_2	10.您認為董事會應不應該參與下列校務事項的決策?(2)學生素質提昇	discrete	numeric-2.0	962	0	-
30	vd10_3	10.您認為董事會應不應該參與下列校務事項的決策?(3)財務	discrete	numeric-2.0	962	0	-
31	vd10_4	10.您認為董事會應不應該參與下列校務事項的決策?(4)校長聘任	discrete	numeric-2.0	962	0	-
32	vd10_5	10.您認為董事會應不應該參與下列校務事項的決策?(5)校友會事務	discrete	numeric-2.0	962	0	-
33	vd10_6	10.您認為董事會應不應該參與下列校務事項的決策?(6)其他	discrete	numeric-2.0	962	0	-

**Group 【校友】校友未來協助學校發展的意願**

#	Name	Label	Type	Format	Valid	Invalid	Question
---	------	-------	------	--------	-------	---------	----------

#	Name	Label	Type	Format	Valid	Invalid	Question
1	ve1_1	1.據您所知，校友會未來可能以何種方式協助學校發展(複選)?(1)發動特定目的捐款活動	discrete	numeric-2.0	962	0	-
2	ve1_2	1.據您所知，校友會未來可能以何種方式協助學校發展(複選)?(2)提供畢業生就業資訊	discrete	numeric-2.0	962	0	-
3	ve1_3	1.據您所知，校友會未來可能以何種方式協助學校發展(複選)?(3)協助畢業生獲得工作	discrete	numeric-2.0	962	0	-
4	ve1_4	1.據您所知，校友會未來可能以何種方式協助學校發展(複選)?(4)提供在校生活獎學金	discrete	numeric-2.0	962	0	-
5	ve1_5	1.據您所知，校友會未來可能以何種方式協助學校發展(複選)?(5)提供在校生活急難救助或返鄉專車等社會服務	discrete	numeric-2.0	962	0	-
6	ve1_6	1.據您所知，校友會未來可能以何種方式協助學校發展(複選)?(6)舉辦傑出校友座談會、演講或其他活動	discrete	numeric-2.0	962	0	-
7	ve1_7	1.據您所知，校友會未來可能以何種方式協助學校發展(複選)?(7)給予學校精神支持	discrete	numeric-2.0	962	0	-
8	ve1_8	1.據您所知，校友會未來可能以何種方式協助學校發展(複選)?(8)協助學校校務發展的規劃	discrete	numeric-2.0	962	0	-
9	ve1_9	1.據您所知，校友會未來可能以何種方式協助學校發展(複選)?(9)參與董事會	discrete	numeric-2.0	962	0	-
10	ve1_10	1.據您所知，校友會未來可能以何種方式協助學校發展(複選)?(10)參與校長遴選	discrete	numeric-2.0	962	0	-
11	ve1_11	1.據您所知，校友會未來可能以何種方式協助學校發展(複選)?(11)越少管越好	discrete	numeric-2.0	962	0	-
12	ve1_12	1.據您所知，校友會未來可能以何種方式協助學校發展(複選)?(12)其他	discrete	numeric-2.0	962	0	-
13	ve2_1	2.您個人未來可能以何種方式協助學校發展(複選)?(1)提供特定目的捐款	discrete	numeric-2.0	962	0	-
14	ve2_2	2.您個人未來可能以何種方式協助學校發展(複選)?(2)提供畢業生就業資訊	discrete	numeric-2.0	962	0	-
15	ve2_3	2.您個人未來可能以何種方式協助學校發展(複選)?(3)協助畢業生獲得工作	discrete	numeric-2.0	962	0	-

#	Name	Label	Type	Format	Valid	Invalid	Question
16	ve2_4	2.您個人未來可能以何種方式協助學校發展(複選)?(4)提供在校生獎學金	discrete	numeric-2.0	962	0	-
17	ve2_5	2.您個人未來可能以何種方式協助學校發展(複選)?(5)提供在校生急難救助或返鄉專車等社會服務	discrete	numeric-2.0	962	0	-
18	ve2_6	2.您個人未來可能以何種方式協助學校發展(複選)?(6)舉辦傑出校友座談會、演講或其他活動	discrete	numeric-2.0	962	0	-
19	ve2_7	2.您個人未來可能以何種方式協助學校發展(複選)?(7)給予學校精神支持	discrete	numeric-2.0	962	0	-
20	ve2_8	2.您個人未來可能以何種方式協助學校發展(複選)?(8)協助學校校務發展的規劃	discrete	numeric-2.0	962	0	-
21	ve2_9	2.您個人未來可能以何種方式協助學校發展(複選)?(9)參與董事會	discrete	numeric-2.0	962	0	-
22	ve2_10	2.您個人未來可能以何種方式協助學校發展(複選)?(10)參與校長遴選	discrete	numeric-2.0	962	0	-
23	ve2_11	2.您個人未來可能以何種方式協助學校發展(複選)?(11)越少管越好	discrete	numeric-2.0	962	0	-
24	ve2_12	2.您個人未來可能以何種方式協助學校發展(複選)?(12)其他	discrete	numeric-2.0	962	0	-
25	ve3	3.如果學校每年都向您勸募一、二千元的小額捐款，您捐款的可能性如何？	discrete	numeric-2.0	962	0	-
26	ve4	4.就捐款而言，你個人會優先捐給學校或捐給系裡？	discrete	numeric-2.0	962	0	-
27	ve5_1_1	5.學校有哪些需要時，您個人較可能捐款給學校(複選)?(1)系方面：設備	discrete	numeric-2.0	962	0	-
28	ve5_1_2	5.學校有哪些需要時，您個人較可能捐款給學校(複選)?(1)系方面：圖書	discrete	numeric-2.0	962	0	-
29	ve5_1_3	5.學校有哪些需要時，您個人較可能捐款給學校(複選)?(1)系方面：獎學金	discrete	numeric-2.0	962	0	-
30	ve5_1_4	5.學校有哪些需要時，您個人較可能捐款給學校(複選)?(1)系方面：師資	discrete	numeric-2.0	962	0	-
31	ve5_1_5	5.學校有哪些需要時，您個人較可能捐款給學校(複選)?(1)系方面：學術發展基金	discrete	numeric-2.0	962	0	-
32	ve5_1_6	5.學校有哪些需要時，您個人較可能捐款給學校(複選)?(1)系方面：系友會	discrete	numeric-2.0	962	0	-
33	ve5_1_7	5.學校有哪些需要時，您個人較可能捐款給學校(複選)?(1)系方面：重大工程	discrete	numeric-2.0	962	0	-

#	Name	Label	Type	Format	Valid	Invalid	Question
34	ve5_1_8	5.學校有哪些需要時，您個人較可能捐款給學校(複選)?(1)系方面：其他	discrete	numeric-2.0	962	0	-
35	ve5_2_1	5.學校有哪些需要時，您個人較可能捐款給學校(複選)?(2)校方面：設備	discrete	numeric-2.0	962	0	-
36	ve5_2_2	5.學校有哪些需要時，您個人較可能捐款給學校(複選)?(2)校方面：圖書	discrete	numeric-2.0	962	0	-
37	ve5_2_3	5.學校有哪些需要時，您個人較可能捐款給學校(複選)?(2)校方面：獎學金	discrete	numeric-2.0	962	0	-
38	ve5_2_4	5.學校有哪些需要時，您個人較可能捐款給學校(複選)?(2)校方面：師資	discrete	numeric-2.0	962	0	-
39	ve5_2_5	5.學校有哪些需要時，您個人較可能捐款給學校(複選)?(2)校方面：學術發展基金	discrete	numeric-2.0	962	0	-
40	ve5_2_6	5.學校有哪些需要時，您個人較可能捐款給學校(複選)?(2)校方面：系友會	discrete	numeric-2.0	962	0	-
41	ve5_2_7	5.學校有哪些需要時，您個人較可能捐款給學校(複選)?(2)校方面：重大工程	discrete	numeric-2.0	962	0	-
42	ve5_2_8	5.學校有哪些需要時，您個人較可能捐款給學校(複選)?(2)校方面：其他	discrete	numeric-2.0	962	0	-
43	ve5_3_1	5.學校有哪些需要時，您個人較可能捐款給學校(複選)?(3)學校主動募款，直接通知	discrete	numeric-2.0	962	0	-
44	ve5_3_2	5.學校有哪些需要時，您個人較可能捐款給學校(複選)?(3)其他	discrete	numeric-2.0	962	0	-

### Group 【教師】個人基本資料

#	Name	Label	Type	Format	Valid	Invalid	Question
1	card1	卡號一	discrete	numeric-1.0	1073	0	-
2	school1	您目前服務的學校是?	discrete	numeric-2.0	1073	0	-
3	id1	編號	continuous	numeric-3.0	1073	0	-
4	sex	1.性別	discrete	numeric-1.0	1073	0	-
5	borny	2.您是什麼時候出生的?民國__年	discrete	numeric-2.0	1073	0	-
6	bornm	2.您是什麼時候出生的?__月	discrete	numeric-2.0	1073	0	-
7	paborn	3.您父親的籍貫是那裡?	discrete	numeric-2.0	1073	0	-
8	relig	4.您目前信什麼教?	discrete	numeric-1.0	1073	0	-
9	marital	5.您目前的婚姻狀況如何?	discrete	numeric-1.0	1073	0	-
10	degree	6.(A)您的最高學歷是?	discrete	numeric-1.0	1073	0	-
11	party	8.您屬於那一個政黨?	discrete	numeric-1.0	1073	0	-

#	Name	Label	Type	Format	Valid	Invalid	Question
12	wrkstat	9.您是專任或兼任教師?	discrete	numeric-1.0	1073	0	-
13	position	9-1.您目前在學校的職稱是?	discrete	numeric-1.0	1073	0	-
14	salary	9-2.您目前每個月的學校薪資差不多是多少?__萬元	discrete	numeric-3.0	1073	0	-
15	card2	卡號二	discrete	numeric-1.0	1073	0	-
16	school2	您目前服務的學校是?	discrete	numeric-2.0	1073	0	-
17	card3	卡號三	discrete	numeric-1.0	1073	0	-
18	school3	您目前服務的學校是?	discrete	numeric-2.0	1073	0	-
19	card4	卡號四	discrete	numeric-1.0	1073	0	-
20	school4	您目前服務的學校是?	discrete	numeric-2.0	1073	0	-
21	card5	卡號五	discrete	numeric-1.0	1073	0	-
22	school5	您目前服務的學校是?	discrete	numeric-2.0	1073	0	-
23	card6	卡號六	discrete	numeric-1.0	1073	0	-
24	school6	您目前服務的學校是?	discrete	numeric-2.0	1073	0	-

### Group 【教師】進這個學校的一些情形

#	Name	Label	Type	Format	Valid	Invalid	Question
1	va01	1.您是那一年進入這個學校的?民國__年	discrete	numeric-2.0	1073	0	-
2	va2_1	2-1.您最初被學校聘任時,當時是專任或兼任?	discrete	numeric-1.0	1073	0	-
3	va2_2	2-2.您最初被學校聘任時,當時的職稱是?	discrete	numeric-1.0	1073	0	-
4	va2_3	2-3.您最初被學校聘任時,當時學校月薪大約多少?__萬元	discrete	numeric-3.0	1073	0	-
5	va03	3.您是如何知道這個學校有工作機會?	discrete	numeric-1.0	1073	0	-
6	va3_1	3-1.您在求職過程中, 是否有人幫您介紹或推薦?	discrete	numeric-1.0	1073	0	-
7	va3_2	3-2.您在求職過程中, 有人幫您介紹或推薦, 這位介紹人的性別是?	discrete	numeric-1.0	1073	0	-
8	va3_3	3-3.您在求職過程中, 有人幫您介紹或推薦, 這位介紹人當時年齡大約__歲	discrete	numeric-2.0	1073	0	-
9	va3_4	3-4.您在求職過程中, 有人幫您介紹或推薦, 這位介紹人的籍貫是?	discrete	numeric-1.0	1073	0	-
10	va3_5	3-5.您在求職過程中, 有人幫您介紹或推薦, 這位介紹人的教育程度是?	discrete	numeric-1.0	1073	0	-
11	va3_7	3-7.您在求職過程中, 有人幫您介紹或推薦, 這位介紹人與你的關係是?	discrete	numeric-2.0	1073	0	-
12	va3_8	3-8.您在求職過程中, 有人幫您介紹或推薦, 您與這位介紹人的關係如何?	discrete	numeric-1.0	1073	0	-



#	Name	Label	Type	Format	Valid	Invalid	Question
13	va3_9	3-9.您在求職過程中，有人幫您介紹或推薦，這位介紹人是如何幫您的？	discrete	numeric-1.0	1073	0	-
14	va4_1	4.在聘用過程中，您必須準備那些資料(複選)?(1)學歷證件	discrete	numeric-1.0	1073	0	-
15	va4_2	4.在聘用過程中，您必須準備那些資料(複選)?(2)履歷表	discrete	numeric-1.0	1073	0	-
16	va4_3	4.在聘用過程中，您必須準備那些資料(複選)?(3)出版品	discrete	numeric-1.0	1073	0	-
17	va4_4	4.在聘用過程中，您必須準備那些資料(複選)?(4)介紹信	discrete	numeric-1.0	1073	0	-
18	va4_5	4.在聘用過程中，您必須準備那些資料(複選)?(5)未來教學計劃	discrete	numeric-1.0	1073	0	-
19	va4_6	4.在聘用過程中，您必須準備那些資料(複選)?(6)未來研究計劃	discrete	numeric-1.0	1073	0	-
20	va4_7	4.在聘用過程中，您必須準備那些資料(複選)?(7)其他	discrete	numeric-1.0	1073	0	-
21	va05	5.您是否經過正式面談的程序？	discrete	numeric-1.0	1073	0	-
22	va5_1_1	5-1.您有經過正式面談的程序，您有和那些人面談(複選)?(1)校(院)長	discrete	numeric-1.0	1073	0	-
23	va5_1_2	5-1.您有經過正式面談的程序，您有和那些人面談(複選)?(2)系主任	discrete	numeric-1.0	1073	0	-
24	va5_1_3	5-1.您有經過正式面談的程序，您有和那些人面談(複選)?(3)系裡的教師	discrete	numeric-1.0	1073	0	-
25	va5_1_4	5-1.您有經過正式面談的程序，您有和那些人面談(複選)?(4)聘任委員會的教師	discrete	numeric-1.0	1073	0	-
26	va5_1_5	5-1.您有經過正式面談的程序，您有和那些人面談(複選)?(5)其他	discrete	numeric-1.0	1073	0	-
27	va06	6.您需要先作一次學術報告嗎？	discrete	numeric-1.0	1073	0	-
28	va07	7.在您求職過程中，是否尚有其他學校或機構工作的機會？	discrete	numeric-1.0	1073	0	-
29	va7_1_1	7-1.您選擇這學校最主要的原因是那些(複選)?(1)比較喜歡學校所在的都市	discrete	numeric-1.0	1073	0	-
30	va7_1_2	7-1.您選擇這學校最主要的原因是那些(複選)?(2)學術專業上比較適合	discrete	numeric-1.0	1073	0	-
31	va7_1_3	7-1.您選擇這學校最主要的原因是那些(複選)?(3)比較喜歡校園的環境	discrete	numeric-1.0	1073	0	-

#	Name	Label	Type	Format	Valid	Invalid	Question
32	va7_1_4	7-1.您選擇這學校最主要的原因是那些(複選)?(4)母校	discrete	numeric-1.0	1073	0	-
33	va7_1_5	7-1.您選擇這學校最主要的原因是那些(複選)?(5)升遷機會比較大	discrete	numeric-1.0	1073	0	-
34	va7_1_6	7-1.您選擇這學校最主要的原因是那些(複選)?(6)工作比較有保障	discrete	numeric-1.0	1073	0	-
35	va7_1_7	7-1.您選擇這學校最主要的原因是那些(複選)?(7)有熟人在那裡	discrete	numeric-1.0	1073	0	-
36	va7_1_8	7-1.您選擇這學校最主要的原因是那些(複選)?(8)剛好有機會進來	discrete	numeric-1.0	1073	0	-
37	va7_1_9	7-1.您選擇這學校最主要的原因是那些(複選)?(9)其他	discrete	numeric-1.0	1073	0	-
38	va8_1	8.在您剛到學校時，有下列那些硬體設備(複選)?(1)個人辦公室	discrete	numeric-1.0	1073	0	-
39	va8_2	8.在您剛到學校時，有下列那些硬體設備(複選)?(2)幾個人共用一間辦公室	discrete	numeric-1.0	1073	0	-
40	va8_3	8.在您剛到學校時，有下列那些硬體設備(複選)?(3)宿舍	discrete	numeric-1.0	1073	0	-
41	va8_4	8.在您剛到學校時，有下列那些硬體設備(複選)?(4)個人使用之電腦	discrete	numeric-1.0	1073	0	-
42	va8_5	8.在您剛到學校時，有下列那些硬體設備(複選)?(5)公用電腦	discrete	numeric-1.0	1073	0	-
43	va8_6	8.在您剛到學校時，有下列那些硬體設備(複選)?(6)個人實驗室	discrete	numeric-1.0	1073	0	-
44	va8_7	8.在您剛到學校時，有下列那些硬體設備(複選)?(7)幾個人共用一間實驗室	discrete	numeric-1.0	1073	0	-
45	va8_8	8.在您剛到學校時，有下列那些硬體設備(複選)?(8)儀器設備	discrete	numeric-1.0	1073	0	-
46	va8_1_1	8-1.在您剛到學校時，圖書設備如何?	discrete	numeric-1.0	1073	0	-
47	va8_2_1	8-2.在您剛到學校時，研究設備如何?	discrete	numeric-1.0	1073	0	-

**Group 【教師】 有關學校升等方面的情況**

#	Name	Label	Type	Format	Valid	Invalid	Question
1	vb1_1	1.您從進校以來，經過下列那些升等程序(複選)?(1)助教升講師	discrete	numeric-1.0	1073	0	-
2	vb1_2	1.您從進校以來，經過下列那些升等程序(複選)?(2)講師升副教授	discrete	numeric-1.0	1073	0	-

#	Name	Label	Type	Format	Valid	Invalid	Question
3	vb1_3	1.您從進校以來，經過下列那些升等程序(複選)?(3)副教授升教授	discrete	numeric-1.0	1073	0	-
4	vb1_4	1.您從進校以來，經過下列那些升等程序(複選)?(4)其他	discrete	numeric-1.0	1073	0	-
5	vb1_5	1.您從進校以來，經過下列那些升等程序(複選)?(5)沒有(續答3)	discrete	numeric-1.0	1073	0	-
6	vb02	2.上次升等是否順利通過?	discrete	numeric-1.0	1073	0	-
7	vb2_1	2-1.上次升等不過，主要卡在那一個階段?	discrete	numeric-1.0	1073	0	-
8	vb3_1	3.你們學校對升等資格的要求主要有那些(複選)?(1)代表作論文一篇	discrete	numeric-1.0	1073	0	-
9	vb3_2	3.你們學校對升等資格的要求主要有那些(複選)?(2)著書一本	discrete	numeric-1.0	1073	0	-
10	vb3_3	3.你們學校對升等資格的要求主要有那些(複選)?(3)歷年來著作數篇	discrete	numeric-1.0	1073	0	-
11	vb3_4	3.你們學校對升等資格的要求主要有那些(複選)?(4)參與學校行政工作	discrete	numeric-1.0	1073	0	-
12	vb3_5	3.你們學校對升等資格的要求主要有那些(複選)?(5)教學評估	discrete	numeric-1.0	1073	0	-
13	vb3_6	3.你們學校對升等資格的要求主要有那些(複選)?(6)執行研究計劃	discrete	numeric-1.0	1073	0	-
14	vb3_7	3.你們學校對升等資格的要求主要有那些(複選)?(7)其他	discrete	numeric-1.0	1073	0	-
15	vb4_1	4.你們系對升等資格的審核過程通常是以那種方式進行(複選)?(1)個人向系主任提出申請，再由系主任轉呈	discrete	numeric-1.0	1073	0	-
16	vb4_2	4.你們系對升等資格的審核過程通常是以那種方式進行(複選)?(2)系主任主動授意教員可提出升等申請，再按規定轉呈	discrete	numeric-1.0	1073	0	-
17	vb4_3	4.你們系對升等資格的審核過程通常是以那種方式進行(複選)?(3)由系務會議作正式審核	discrete	numeric-1.0	1073	0	-
18	vb4_4	4.你們系對升等資格的審核過程通常是以那種方式進行(複選)?(4)由院務會議作正式審核	discrete	numeric-1.0	1073	0	-
19	vb4_5	4.你們系對升等資格的審核過程通常是以那種方式進行(複選)?(5)由校務會議作正式審核	discrete	numeric-1.0	1073	0	-

#	Name	Label	Type	Format	Valid	Invalid	Question
20	vb4_6	4.你們系對升等資格的審核過程通常是以那種方式進行(複選)?(6)其他	discrete	numeric-1.0	1073	0	-
21	vb05	5.就您來看，對升等案的決策，誰的影響力(或權力)最大?	discrete	numeric-1.0	1073	0	-
22	vb06	6.您是否曾經擔任學校的行政職位?	discrete	numeric-1.0	1073	0	-
23	vb07	7.您剛開始教書時，每週授課時數多少?	discrete	numeric-2.0	1073	0	-
24	vb08	8.您目前每週授課時數多少?	discrete	numeric-2.0	1073	0	-
25	vb09	9.民國77年6月以來，您有沒有申請過研究計劃或接受委託執行研究計劃?	discrete	numeric-1.0	1073	0	-
26	vb9_1_1	9-1.(1)民國77年6月以來，您有自己向國科會等機構提出申請研究計劃(複選)	discrete	numeric-1.0	1073	0	-
27	vb9_1_2	9-1.(1)民國77年6月以來，您有自己向國科會等機構提出申請研究計劃，核准一個	discrete	numeric-1.0	1073	0	-
28	vb9_1_3	9-1.(1)民國77年7月以來，您有自己向國科會等機構提出申請研究計劃，未核准一個	discrete	numeric-1.0	1073	0	-
29	vb9_1_4	9-1.(2)民國77年6月以來，您有接受機構委託提出研究計劃(複選)	discrete	numeric-1.0	1073	0	-
30	vb9_1_5	9-1.(2)民國77年7月以來，您有接受機構委託提出研究計劃，核准一個	discrete	numeric-1.0	1073	0	-
31	vb9_1_6	9-1.(2)民國77年8月以來，您有接受機構委託提出研究計劃，未核准一個	discrete	numeric-1.0	1073	0	-
32	vb9_1_7	9-1.(3)民國77年9月以來，您有申請過研究計劃或接受委託執行研究計劃：其他(複選)	discrete	numeric-1.0	1073	0	-

### Group 【教師】剛到此學校時，有關學校行政方面的情況

#	Name	Label	Type	Format	Valid	Invalid	Question
1	vc01	1.您剛來時，您們每學年有沒有召開系務會議?	discrete	numeric-1.0	1073	0	-
2	vc1_1	1-1.您剛來時，您們一學年中大概召開幾次系務會議?一次	discrete	numeric-2.0	1073	0	-
3	vc1_2_1	1-2.您剛來時，參與系務會議的(出席與列席)包括下列哪些人(複選)?(1)校方行政人員代表	discrete	numeric-1.0	1073	0	-
4	vc1_2_2	1-2.您剛來時，參與系務會議的(出席與列席)包括下	discrete	numeric-1.0	1073	0	-

#	Name	Label	Type	Format	Valid	Invalid	Question
		列哪些人(複選)?(2)副教授以上					
5	vc1_2_3	1-2.您剛來時，參與系務會議的(出席與列席)包括下列哪些人(複選)?(3)講師	discrete	numeric-1.0	1073	0	-
6	vc1_2_4	1-2.您剛來時，參與系務會議的(出席與列席)包括下列哪些人(複選)?(4)助教	discrete	numeric-1.0	1073	0	-
7	vc1_2_5	1-2.您剛來時，參與系務會議的(出席與列席)包括下列哪些人(複選)?(5)學生代表	discrete	numeric-1.0	1073	0	-
8	vc1_2_6	1-2.您剛來時，參與系務會議的(出席與列席)包括下列哪些人(複選)?(6)其他	discrete	numeric-1.0	1073	0	-
9	vc1_3_1	1-3.就你來看系務會議的主要功能是什麼(複選)?(1)決定系務發展方向或策略	discrete	numeric-1.0	1073	0	-
10	vc1_3_2	1-3.就你來看系務會議的主要功能是什麼(複選)?(2)討論行政資源分配問題	discrete	numeric-1.0	1073	0	-
11	vc1_3_3	1-3.就你來看系務會議的主要功能是什麼(複選)?(3)解決系務衝突	discrete	numeric-1.0	1073	0	-
12	vc1_3_4	1-3.就你來看系務會議的主要功能是什麼(複選)?(4)決定新聘與升等事務	discrete	numeric-1.0	1073	0	-
13	vc1_3_5	1-3.就你來看系務會議的主要功能是什麼(複選)?(5)增進系內同仁情誼	discrete	numeric-1.0	1073	0	-
14	vc1_3_6	1-3.就你來看系務會議的主要功能是什麼(複選)?(6)沒有實質功能	discrete	numeric-1.0	1073	0	-
15	vc1_3_7	1-3.就你來看系務會議的主要功能是什麼(複選)?(7)其他	discrete	numeric-1.0	1073	0	-
16	vc2_1	2.剛到此校時，貴系是否有設置下列各種不同的委員會(複選)?(1)學術發展方面	discrete	numeric-1.0	1073	0	-
17	vc2_2	2.(1)剛到此校時，貴系有設置學術發展方面委員會，其產生方式為何?	discrete	numeric-1.0	1073	0	-
18	vc2_3	2.剛到此校時，貴系是否有設置下列各種不同的委員會(複選)?(2)聘任方面	discrete	numeric-1.0	1073	0	-
19	vc2_4	2.(2)剛到此校時，貴系有設置聘任方面委員會，其產生方式為何?	discrete	numeric-1.0	1073	0	-
20	vc2_5	2.剛到此校時，貴系是否有設置下列各種不同的委員會(複選)?(3)升等方面	discrete	numeric-1.0	1073	0	-
21	vc2_6	2.(3)剛到此校時，貴系有設置升等方面委員會，其產生方式為何?	discrete	numeric-1.0	1073	0	-

#	Name	Label	Type	Format	Valid	Invalid	Question
22	vc2_7	2.剛到此校時，貴系是否有設置下列各種不同的委員會(複選)?(4)研討會方面	discrete	numeric-1.0	1073	0	-
23	vc2_8	2.(4)剛到此校時，貴系有設置研討會方面委員會，其產生方式為何?	discrete	numeric-1.0	1073	0	-
24	vc2_9	2.剛到此校時，貴系是否有設置下列各種不同的委員會(複選)?(5)教學方面	discrete	numeric-1.0	1073	0	-
25	vc2_10	2.(5)剛到此校時，貴系有設置教學方面委員會，其產生方式為何?	discrete	numeric-1.0	1073	0	-
26	vc2_11	2.剛到此校時，貴系是否有設置下列各種不同的委員會(複選)?(6)電腦方面	discrete	numeric-1.0	1073	0	-
27	vc2_12	2.(6)剛到此校時，貴系有設置電腦方面委員會，其產生方式為何?	discrete	numeric-1.0	1073	0	-
28	vc2_13	2.剛到此校時，貴系是否有設置下列各種不同的委員會(複選)?(7)設備分配方面	discrete	numeric-1.0	1073	0	-
29	vc2_14	2.(7)剛到此校時，貴系有設置設備分配方面委員會，其產生方式為何?	discrete	numeric-1.0	1073	0	-
30	vc2_15	2.剛到此校時，貴系是否有設置下列各種不同的委員會(複選)?(8)其他	discrete	numeric-1.0	1073	0	-
31	vc2_16	2.(8)剛到此校時，貴系有設置其他委員會，其產生方式為何?	discrete	numeric-1.0	1073	0	-
32	vc03	3.剛到此校時，學校新聘教授方面名額的決定主要是?	discrete	numeric-1.0	1073	0	-
33	vc04	4.剛到此校時，升等教授方面名額的決定主要是?	discrete	numeric-1.0	1073	0	-
34	vc05	5.剛到此校時，授課的課目(課名)方面，主要是如何決定的?	discrete	numeric-1.0	1073	0	-
35	vc5_1	5-1.若想開一門新課主要的決定因素是什麼?	discrete	numeric-1.0	1073	0	-
36	vc06	6.剛到此校時，如果有其他機構(單位)委託系裡作研究計畫時，通常是如何安排執行的?	discrete	numeric-1.0	1073	0	-
37	vc07	7.剛到此校時，一般而言，系裡有沒有公開可以自行運用的經費?	discrete	numeric-1.0	1073	0	-
38	vc08	8.剛到此校時，如果學校有派遣教師進修的機會，有沒有公開通知?	discrete	numeric-1.0	1073	0	-
39	vc8_1	8-1.剛到此校時，如果學校有派遣教師進修的機會，通常是如何決定的?	discrete	numeric-1.0	1073	0	-
40	vc09	9.剛到此校時，學校提供的設備，例如辦公室、個人	discrete	numeric-1.0	1073	0	-

#	Name	Label	Type	Format	Valid	Invalid	Question
		電腦等，通常是如何分配的？					
41	vc10	10.剛到此校時，您認為系主任在學校的決策過程中，是否有重要的地位？	discrete	numeric-1.0	1073	0	-
42	vc11	11.剛到此校時，就你來看，教師在學校重要行政決策方面，是否佔有重要地位？	discrete	numeric-1.0	1073	0	-
43	vc12	12.剛到此校時，就你來看，教師在系裡的重要決策方面，是否佔有重要地位？	discrete	numeric-1.0	1073	0	-

### Group 【教師】目前行政方面的情況

#	Name	Label	Type	Format	Valid	Invalid	Question
1	vd01	1.您們目前每學年有沒有召開系務會議？	discrete	numeric-1.0	1073	0	-
2	vd1_1	1-1.您們目前每學年有召開系務會議，一學年中大概召開幾次？—次	discrete	numeric-2.0	1073	0	-
3	vd1_2_1	1-2.目前參與系務會議的(出席與列席)包括下列哪些人(複選)?(1)校方行政人員代表	discrete	numeric-1.0	1073	0	-
4	vd1_2_2	1-2.目前參與系務會議的(出席與列席)包括下列哪些人(複選)?(2)副教授以上	discrete	numeric-1.0	1073	0	-
5	vd1_2_3	1-2.目前參與系務會議的(出席與列席)包括下列哪些人(複選)?(3)講師	discrete	numeric-1.0	1073	0	-
6	vd1_2_4	1-2.目前參與系務會議的(出席與列席)包括下列哪些人(複選)?(4)助教	discrete	numeric-1.0	1073	0	-
7	vd1_2_5	1-2.目前參與系務會議的(出席與列席)包括下列哪些人(複選)?(5)學生代表	discrete	numeric-1.0	1073	0	-
8	vd1_2_6	1-2.目前參與系務會議的(出席與列席)包括下列哪些人(複選)?(6)其他	discrete	numeric-1.0	1073	0	-
9	vd1_3_1	1-3.就你來看目前系務會議的主要功能是什麼(複選)?(1)決定系務發展方向或策略	discrete	numeric-1.0	1073	0	-
10	vd1_3_2	1-3.就你來看目前系務會議的主要功能是什麼(複選)?(2)討論行政資源分配問題	discrete	numeric-1.0	1073	0	-
11	vd1_3_3	1-3.就你來看目前系務會議的主要功能是什麼(複選)?(3)解決系務衝突	discrete	numeric-1.0	1073	0	-
12	vd1_3_4	1-3.就你來看目前系務會議的主要功能是什麼(複選)?(4)決定新聘與升等事務	discrete	numeric-1.0	1073	0	-

#	Name	Label	Type	Format	Valid	Invalid	Question
13	vd1_3_5	1-3.就你來看目前系務會議的主要功能是什麼(複選)? (5)增進系內同仁情誼	discrete	numeric-1.0	1073	0	-
14	vd1_3_6	1-3.就你來看目前系務會議的主要功能是什麼(複選)? (6)沒有實質功能	discrete	numeric-1.0	1073	0	-
15	vd1_3_7	1-3.就你來看目前系務會議的主要功能是什麼(複選)? (7)其他	discrete	numeric-1.0	1073	0	-
16	vd2_1	2.目前貴系是否有設置下列各種不同的委員會(複選)? (1)學術發展方面	discrete	numeric-1.0	1073	0	-
17	vd2_2	2.(1)目前貴系有設置學術發展方面的委員會，產生方式為何?	discrete	numeric-1.0	1073	0	-
18	vd2_3	2.目前貴系是否有設置下列各種不同的委員會(複選)? (2)聘任方面	discrete	numeric-1.0	1073	0	-
19	vd2_4	2.(2)目前貴系有設置聘任方面的委員會，產生方式為何?	discrete	numeric-1.0	1073	0	-
20	vd2_5	2.目前貴系是否有設置下列各種不同的委員會(複選)? (3)升等方面	discrete	numeric-1.0	1073	0	-
21	vd2_6	2.(3)目前貴系有設置升等方面的委員會，產生方式為何?	discrete	numeric-1.0	1073	0	-
22	vd2_7	2.目前貴系是否有設置下列各種不同的委員會(複選)? (4)研討會方面	discrete	numeric-1.0	1073	0	-
23	vd2_8	2.(4)目前貴系有設置研討會方面的委員會，產生方式為何?	discrete	numeric-1.0	1073	0	-
24	vd2_9	2.目前貴系是否有設置下列各種不同的委員會(複選)? (5)教學方面	discrete	numeric-1.0	1073	0	-
25	vd2_10	2.(5)目前貴系有設置教學方面的委員會，產生方式為何?	discrete	numeric-1.0	1073	0	-
26	vd2_11	2.目前貴系是否有設置下列各種不同的委員會(複選)? (6)電腦方面	discrete	numeric-1.0	1073	0	-
27	vd2_12	2.(6)目前貴系有設置電腦方面的委員會，產生方式為何?	discrete	numeric-1.0	1073	0	-
28	vd2_13	2.目前貴系是否有設置下列各種不同的委員會(複選)? (7)設備分配方面	discrete	numeric-1.0	1073	0	-
29	vd2_14	2.(7)目前貴系有設置設備分配方面的委員會，產生方式為何?	discrete	numeric-1.0	1073	0	-
30	vd2_15	2.目前貴系是否有設置下列各種不同的委員會(複選)? (8)其他	discrete	numeric-1.0	1073	0	-



#	Name	Label	Type	Format	Valid	Invalid	Question
31	vd2_16	2.(8)目前貴系有設置其他的委員會，產生方式為何？	discrete	numeric-1.0	1073	0	-
32	vd03	3.目前學校新聘教授方面名額的決定主要是	discrete	numeric-1.0	1073	0	-
33	vd04	4.目前升等教授方面名額的決定主要是	discrete	numeric-1.0	1073	0	-
34	vd05	5.目前授課的課目(課名)方面，主要是如何決定的？	discrete	numeric-1.0	1073	0	-
35	vd5_1	5-1.若想開一門新課主要的決定因素是什麼？	discrete	numeric-1.0	1073	0	-
36	vd06	6.目前如果有其他機構(單位)委託系裡作研究計畫時，通常如何安排執行的？	discrete	numeric-1.0	1073	0	-
37	vd07	7.目前一般而言系裡有沒有公開可以自行運用的經費？	discrete	numeric-1.0	1073	0	-
38	vd08	8.目前如果學校有派遣教師進修的機會，有沒有公開通知？	discrete	numeric-1.0	1073	0	-
39	vd8_1	8-1.目前如果學校有派遣教師進修的機會，通常是如何決定的？	discrete	numeric-1.0	1073	0	-
40	vd09	9.目前學校提供的設備，例如辦公室、個人電腦等，通常是如何分配的？	discrete	numeric-1.0	1073	0	-
41	vd10	10.目前一般而言，系主任在學校的決策過程中，是否有重要的地位？	discrete	numeric-1.0	1073	0	-
42	vd11	11.目前就你來看，教師在學校重要行政決策方面，是否佔有重要地位？	discrete	numeric-1.0	1073	0	-
43	vd12	12.目前就你來看，教師在系裡的重要決策方面，是否佔有重要地位？	discrete	numeric-1.0	1073	0	-

### Group 【教師】剛到這學校時，學校財源的籌措和支出情況

#	Name	Label	Type	Format	Valid	Invalid	Question
1	ve1_1	1.剛到學校時，學校經費主要來源：學生學雜費	discrete	numeric-2.0	1073	0	-
2	ve1_2	1.剛到學校時，學校經費主要來源：學校基金的利息	discrete	numeric-2.0	1073	0	-
3	ve1_3	1.剛到學校時，學校經費主要來源：教育部補助	discrete	numeric-2.0	1073	0	-
4	ve1_4	1.剛到學校時，學校經費主要來源：董事會捐款	discrete	numeric-2.0	1073	0	-
5	ve1_5	1.剛到學校時，學校經費主要來源：校友捐款	discrete	numeric-2.0	1073	0	-
6	ve1_6	1.剛到學校時，學校經費主要來源：學校經營的事業機構收入	discrete	numeric-2.0	1073	0	-
7	ve1_7	1.剛到學校時，學校經費主要來源：推廣教育收入	discrete	numeric-2.0	1073	0	-

#	Name	Label	Type	Format	Valid	Invalid	Question
8	ve1_8	1.剛到學校時，學校經費主要來源：校外合作項目收入	discrete	numeric-2.0	1073	0	-
9	ve1_9	1.剛到學校時，學校經費主要來源：教會補助	discrete	numeric-2.0	1073	0	-
10	ve1_10	1.剛到學校時，學校經費主要來源：其他	discrete	numeric-2.0	1073	0	-
11	ve2_1	2.剛到學校時，學校主要建築物的經費來源：學生學雜費	discrete	numeric-1.0	1073	0	-
12	ve2_2	2.剛到學校時，學校主要建築物的經費來源：學校基金的利息	discrete	numeric-1.0	1073	0	-
13	ve2_3	2.剛到學校時，學校主要建築物的經費來源：教育部補助	discrete	numeric-1.0	1073	0	-
14	ve2_4	2.剛到學校時，學校主要建築物的經費來源：董事會捐款	discrete	numeric-1.0	1073	0	-
15	ve2_5	2.剛到學校時，學校主要建築物的經費來源：校友捐款	discrete	numeric-1.0	1073	0	-
16	ve2_6	2.剛到學校時，學校主要建築物的經費來源：向社會各界募款	discrete	numeric-1.0	1073	0	-
17	ve2_7	2.剛到學校時，學校主要建築物的經費來源：其他	discrete	numeric-1.0	1073	0	-
18	ve03	3.剛到學校時，系裡每年編列預算時，主要是以下列那種方式？	discrete	numeric-1.0	1073	0	-
19	ve04	4.剛到學校時，您對學校經費的來源和支出是否清楚？	discrete	numeric-1.0	1073	0	-
20	ve5_1	5.剛到學校時，您認為學校在財務決策方面，是否有下列人士參與(複選)?(1)董事長	discrete	numeric-1.0	1073	0	-
21	ve5_2	5.剛到學校時，您認為學校在財務決策方面，是否有下列人士參與(複選)?(2)董事會之董事	discrete	numeric-1.0	1073	0	-
22	ve5_3	5.剛到學校時，您認為學校在財務決策方面，是否有下列人士參與(複選)?(3)校長(院長)	discrete	numeric-1.0	1073	0	-
23	ve5_4	5.剛到學校時，您認為學校在財務決策方面，是否有下列人士參與(複選)?(4)教務、總務、訓導長	discrete	numeric-1.0	1073	0	-
24	ve5_5	5.剛到學校時，您認為學校在財務決策方面，是否有下列人士參與(複選)?(5)系主任	discrete	numeric-1.0	1073	0	-
25	ve5_6	5.剛到學校時，您認為學校在財務決策方面，是否有下列人士參與(複選)?(6)校友	discrete	numeric-1.0	1073	0	-

#	Name	Label	Type	Format	Valid	Invalid	Question
26	ve5_7	5.剛到學校時，您認為學校在財務決策方面，是否有下列人士參與(複選)?(7)學生	discrete	numeric-1.0	1073	0	-
27	ve5_8	5.剛到學校時，您認為學校在財務決策方面，是否有下列人士參與(複選)?(8)其他	discrete	numeric-1.0	1073	0	-

**Group 【教師】** 目前學校在財務方面的情況

#	Name	Label	Type	Format	Valid	Invalid	Question
1	vf1_1	1.目前學校經費主要來源：學生學雜費	discrete	numeric-2.0	1073	0	-
2	vf1_2	1.目前學校經費主要來源：學校基金的利息	discrete	numeric-2.0	1073	0	-
3	vf1_3	1.目前學校經費主要來源：教育部補助	discrete	numeric-2.0	1073	0	-
4	vf1_4	1.目前學校經費主要來源：董事會捐款	discrete	numeric-2.0	1073	0	-
5	vf1_5	1.目前學校經費主要來源：校友捐款	discrete	numeric-2.0	1073	0	-
6	vf1_6	1.目前學校經費主要來源：學校經營的事業機構收入	discrete	numeric-2.0	1073	0	-
7	vf1_7	1.目前學校經費主要來源：推廣教育收入	discrete	numeric-2.0	1073	0	-
8	vf1_8	1.目前學校經費主要來源：校外合作項目收入	discrete	numeric-2.0	1073	0	-
9	vf1_9	1.目前學校經費主要來源：教會補助	discrete	numeric-2.0	1073	0	-
10	vf1_10	1.目前學校經費主要來源：其他	discrete	numeric-2.0	1073	0	-
11	vf2_1	2.目前學校主要建築物的經費來源：學生學雜費	discrete	numeric-1.0	1073	0	-
12	vf2_2	2.目前學校主要建築物的經費來源：學校基金的利息	discrete	numeric-1.0	1073	0	-
13	vf2_3	2.目前學校主要建築物的經費來源：教育部補助	discrete	numeric-1.0	1073	0	-
14	vf2_4	2.目前學校主要建築物的經費來源：董事會捐款	discrete	numeric-1.0	1073	0	-
15	vf2_5	2.目前學校主要建築物的經費來源：校友捐款	discrete	numeric-1.0	1073	0	-
16	vf2_6	2.目前學校主要建築物的經費來源：向社會各界募款	discrete	numeric-1.0	1073	0	-
17	vf2_7	2.目前學校主要建築物的經費來源：其他	discrete	numeric-1.0	1073	0	-
18	vf03	3.目前系裡每年編列預算時，主要是以下列那種方式？	discrete	numeric-1.0	1073	0	-
19	vf04	4.目前您對學校經費的來源和支出是否清楚？	discrete	numeric-1.0	1073	0	-

#	Name	Label	Type	Format	Valid	Invalid	Question
20	vf5_1	5.目前您認為學校在財務決策方面，是否有下列人士參與(複選)?(1)董事長	discrete	numeric-1.0	1073	0	-
21	vf5_2	5.目前您認為學校在財務決策方面，是否有下列人士參與(複選)?(2)董事會之董事	discrete	numeric-1.0	1073	0	-
22	vf5_3	5.目前您認為學校在財務決策方面，是否有下列人士參與(複選)?(3)校長(院長)	discrete	numeric-1.0	1073	0	-
23	vf5_4	5.目前您認為學校在財務決策方面，是否有下列人士參與(複選)?(4)教務、總務、訓導長	discrete	numeric-1.0	1073	0	-
24	vf5_5	5.目前您認為學校在財務決策方面，是否有下列人士參與(複選)?(5)系主任	discrete	numeric-1.0	1073	0	-
25	vf5_6	5.目前您認為學校在財務決策方面，是否有下列人士參與(複選)?(6)校友	discrete	numeric-1.0	1073	0	-
26	vf5_7	5.目前您認為學校在財務決策方面，是否有下列人士參與(複選)?(7)學生	discrete	numeric-1.0	1073	0	-
27	vf5_8	5.目前您認為學校在財務決策方面，是否有下列人士參與(複選)?(8)其他	discrete	numeric-1.0	1073	0	-

**Group 【教師】對學校各方面發展影響力最大**

#	Name	Label	Type	Format	Valid	Invalid	Question
1	vg1_1	1.您認為對學校人事方面發展影響力最大的是誰：剛到學校時，董事長	discrete	numeric-1.0	1073	0	-
2	vg1_2	1.您認為對學校人事方面發展影響力最大的是誰：現況，董事長	discrete	numeric-1.0	1073	0	-
3	vg1_3	1.您認為對學校人事方面發展影響力最大的是誰：剛到學校時，董事會	discrete	numeric-1.0	1073	0	-
4	vg1_4	1.您認為對學校人事方面發展影響力最大的是誰：現況，董事會	discrete	numeric-1.0	1073	0	-
5	vg1_5	1.您認為對學校人事方面發展影響力最大的是誰：剛到學校時，校(院)長	discrete	numeric-1.0	1073	0	-
6	vg1_6	1.您認為對學校人事方面發展影響力最大的是誰：現況，校(院)長	discrete	numeric-1.0	1073	0	-
7	vg1_7	1.您認為對學校人事方面發展影響力最大的是誰：剛到學校時，校務會議	discrete	numeric-1.0	1073	0	-
8	vg1_8	1.您認為對學校人事方面發展影響力最大的是誰：現況，校務會議	discrete	numeric-1.0	1073	0	-

#	Name	Label	Type	Format	Valid	Invalid	Question
9	vg1_9	1.您認為對學校人事方面發展影響力最大的是誰：剛到學校時，系主任	discrete	numeric-1.0	1073	0	-
10	vg1_10	1.您認為對學校人事方面發展影響力最大的是誰：現況，系主任	discrete	numeric-1.0	1073	0	-
11	vg1_11	1.您認為對學校人事方面發展影響力最大的是誰：剛到學校時，校友	discrete	numeric-1.0	1073	0	-
12	vg1_12	1.您認為對學校人事方面發展影響力最大的是誰：現況，校友	discrete	numeric-1.0	1073	0	-
13	vg1_13	1.您認為對學校人事方面發展影響力最大的是誰：剛到學校時，其他人	discrete	numeric-1.0	1073	0	-
14	vg1_14	1.您認為對學校人事方面發展影響力最大的是誰：現況，其他人	discrete	numeric-1.0	1073	0	-
15	vg2_1	2.您認為對學校財務方面發展影響力最大的是誰：剛到學校時，董事長	discrete	numeric-1.0	1073	0	-
16	vg2_2	2.您認為對學校財務方面發展影響力最大的是誰：現況，董事長	discrete	numeric-1.0	1073	0	-
17	vg2_3	2.您認為對學校財務方面發展影響力最大的是誰：剛到學校時，董事會	discrete	numeric-1.0	1073	0	-
18	vg2_4	2.您認為對學校財務方面發展影響力最大的是誰：現況，董事會	discrete	numeric-1.0	1073	0	-
19	vg2_5	2.您認為對學校財務方面發展影響力最大的是誰：剛到學校時，校(院)長	discrete	numeric-1.0	1073	0	-
20	vg2_6	2.您認為對學校財務方面發展影響力最大的是誰：現況，校(院)長	discrete	numeric-1.0	1073	0	-
21	vg2_7	2.您認為對學校財務方面發展影響力最大的是誰：剛到學校時，校務會議	discrete	numeric-1.0	1073	0	-
22	vg2_8	2.您認為對學校財務方面發展影響力最大的是誰：現況，校務會議	discrete	numeric-1.0	1073	0	-
23	vg2_9	2.您認為對學校財務方面發展影響力最大的是誰：剛到學校時，系主任	discrete	numeric-1.0	1073	0	-
24	vg2_10	2.您認為對學校財務方面發展影響力最大的是誰：現況，系主任	discrete	numeric-1.0	1073	0	-
25	vg2_11	2.您認為對學校財務方面發展影響力最大的是誰：剛到學校時，校友	discrete	numeric-1.0	1073	0	-
26	vg2_12	2.您認為對學校財務方面發展影響力最大的是誰：現況，校友	discrete	numeric-1.0	1073	0	-

#	Name	Label	Type	Format	Valid	Invalid	Question
27	vg2_13	2.您認為對學校財務方面發展影響力最大的是誰：剛到學校時，其他人	discrete	numeric-1.0	1073	0	-
28	vg2_14	2.您認為對學校財務方面發展影響力最大的是誰：現況，其他人	discrete	numeric-1.0	1073	0	-
29	card5	卡號五	discrete	numeric-1.0	1073	0	-
30	school5	您目前服務的學校是?	discrete	numeric-2.0	1073	0	-
31	vg3_1	3.就目前台灣私立大專院校的情況，您認為那三個學校辦得最好：大同工學院	discrete	numeric-1.0	1073	0	-
32	vg3_2	3.就目前台灣私立大專院校的情況，您認為那三個學校辦得最好：中國文化大學	discrete	numeric-1.0	1073	0	-
33	vg3_3	3.就目前台灣私立大專院校的情況，您認為那三個學校辦得最好：世界新聞傳播學院	discrete	numeric-1.0	1073	0	-
34	vg3_4	3.就目前台灣私立大專院校的情況，您認為那三個學校辦得最好：台北醫學院	discrete	numeric-1.0	1073	0	-
35	vg3_5	3.就目前台灣私立大專院校的情況，您認為那三個學校辦得最好：東吳大學	discrete	numeric-1.0	1073	0	-
36	vg3_6	3.就目前台灣私立大專院校的情況，您認為那三個學校辦得最好：淡江大學	discrete	numeric-1.0	1073	0	-
37	vg3_7	3.就目前台灣私立大專院校的情況，您認為那三個學校辦得最好：華梵人文科技學院	discrete	numeric-1.0	1073	0	-
38	vg3_8	3.就目前台灣私立大專院校的情況，您認為那三個學校辦得最好：輔仁大學	discrete	numeric-1.0	1073	0	-
39	vg3_9	3.就目前台灣私立大專院校的情況，您認為那三個學校辦得最好：銘傳管理學院	discrete	numeric-1.0	1073	0	-
40	vg3_10	3.就目前台灣私立大專院校的情況，您認為那三個學校辦得最好：實踐設計管理學院	discrete	numeric-1.0	1073	0	-
41	vg3_11	3.就目前台灣私立大專院校的情況，您認為那三個學校辦得最好：長庚醫學院暨工程學院	discrete	numeric-1.0	1073	0	-
42	vg3_12	3.就目前台灣私立大專院校的情況，您認為那三個學校辦得最好：中原大學	discrete	numeric-1.0	1073	0	-
43	vg3_13	3.就目前台灣私立大專院校的情況，您認為那三個學校辦得最好：元智工學院	discrete	numeric-1.0	1073	0	-
44	vg3_14	3.就目前台灣私立大專院校的情況，您認為那三個學校辦得最好：中華工學院	discrete	numeric-1.0	1073	0	-

#	Name	Label	Type	Format	Valid	Invalid	Question
45	vg3_15	3.就目前台灣私立大專院校的情況，您認為那三個學校辦得最好：中山醫學院	discrete	numeric-1.0	1073	0	-
46	vg3_16	3.就目前台灣私立大專院校的情況，您認為那三個學校辦得最好：中國醫藥學院	discrete	numeric-1.0	1073	0	-
47	vg3_17	3.就目前台灣私立大專院校的情況，您認為那三個學校辦得最好：東海大學	discrete	numeric-1.0	1073	0	-
48	vg3_18	3.就目前台灣私立大專院校的情況，您認為那三個學校辦得最好：逢甲大學	discrete	numeric-1.0	1073	0	-
49	vg3_19	3.就目前台灣私立大專院校的情況，您認為那三個學校辦得最好：靜宜大學	discrete	numeric-1.0	1073	0	-
50	vg3_20	3.就目前台灣私立大專院校的情況，您認為那三個學校辦得最好：大葉工學院	discrete	numeric-1.0	1073	0	-
51	vg3_21	3.就目前台灣私立大專院校的情況，您認為那三個學校辦得最好：長榮管理學院	discrete	numeric-1.0	1073	0	-
52	vg3_22	3.就目前台灣私立大專院校的情況，您認為那三個學校辦得最好：高雄工學院	discrete	numeric-1.0	1073	0	-
53	vg3_23	3.就目前台灣私立大專院校的情況，您認為那三個學校辦得最好：高雄醫學院	discrete	numeric-1.0	1073	0	-
54	vg4_1	4.就目前台灣私立大專院校的情況，您認為那三個學校辦得最差：大同工學院	discrete	numeric-1.0	1073	0	-
55	vg4_2	4.就目前台灣私立大專院校的情況，您認為那三個學校辦得最差：中國文化大學	discrete	numeric-1.0	1073	0	-
56	vg4_3	4.就目前台灣私立大專院校的情況，您認為那三個學校辦得最差：世界新聞傳播學院	discrete	numeric-1.0	1073	0	-
57	vg4_4	4.就目前台灣私立大專院校的情況，您認為那三個學校辦得最差：台北醫學院	discrete	numeric-1.0	1073	0	-
58	vg4_5	4.就目前台灣私立大專院校的情況，您認為那三個學校辦得最差：東吳大學	discrete	numeric-1.0	1073	0	-
59	vg4_6	4.就目前台灣私立大專院校的情況，您認為那三個學校辦得最差：淡江大學	discrete	numeric-1.0	1073	0	-
60	vg4_7	4.就目前台灣私立大專院校的情況，您認為那三個學校辦得最差：華梵人文科技學院	discrete	numeric-1.0	1073	0	-
61	vg4_8	4.就目前台灣私立大專院校的情況，您認為那三個學校辦得最差：輔仁大學	discrete	numeric-1.0	1073	0	-

#	Name	Label	Type	Format	Valid	Invalid	Question
62	vg4_9	4.就目前台灣私立大專院校的情況，您認為那三個學校辦得最差：銘傳管理學院	discrete	numeric-1.0	1073	0	-
63	vg4_10	4.就目前台灣私立大專院校的情況，您認為那三個學校辦得最差：實踐設計管理學院	discrete	numeric-1.0	1073	0	-
64	vg4_11	4.就目前台灣私立大專院校的情況，您認為那三個學校辦得最差：長庚醫學院暨工程學院	discrete	numeric-1.0	1073	0	-
65	vg4_12	4.就目前台灣私立大專院校的情況，您認為那三個學校辦得最差：中原大學	discrete	numeric-1.0	1073	0	-
66	vg4_13	4.就目前台灣私立大專院校的情況，您認為那三個學校辦得最差：元智工學院	discrete	numeric-1.0	1073	0	-
67	vg4_14	4.就目前台灣私立大專院校的情況，您認為那三個學校辦得最差：中華工學院	discrete	numeric-1.0	1073	0	-
68	vg4_15	4.就目前台灣私立大專院校的情況，您認為那三個學校辦得最差：中山醫學院	discrete	numeric-1.0	1073	0	-
69	vg4_16	4.就目前台灣私立大專院校的情況，您認為那三個學校辦得最差：中國醫藥學院	discrete	numeric-1.0	1073	0	-
70	vg4_17	4.就目前台灣私立大專院校的情況，您認為那三個學校辦得最差：東海大學	discrete	numeric-1.0	1073	0	-
71	vg4_18	4.就目前台灣私立大專院校的情況，您認為那三個學校辦得最差：逢甲大學	discrete	numeric-1.0	1073	0	-
72	vg4_19	4.就目前台灣私立大專院校的情況，您認為那三個學校辦得最差：靜宜大學	discrete	numeric-1.0	1073	0	-
73	vg4_20	4.就目前台灣私立大專院校的情況，您認為那三個學校辦得最差：大葉工學院	discrete	numeric-1.0	1073	0	-
74	vg4_21	4.就目前台灣私立大專院校的情況，您認為那三個學校辦得最差：長榮管理學院	discrete	numeric-1.0	1073	0	-
75	vg4_22	4.就目前台灣私立大專院校的情況，您認為那三個學校辦得最差：高雄工學院	discrete	numeric-1.0	1073	0	-
76	vg4_23	4.就目前台灣私立大專院校的情況，您認為那三個學校辦得最差：高雄醫學院	discrete	numeric-1.0	1073	0	-
77	vg5_1	5.未來十年後，您認為那三個學校會辦得最好：大同工學院	discrete	numeric-1.0	1073	0	-
78	vg5_2	5.未來十年後，您認為那三個學校會辦得最好：中國文化大學	discrete	numeric-1.0	1073	0	-



#	Name	Label	Type	Format	Valid	Invalid	Question
79	vg5_3	5.未來十年後，您認為那三個學校會辦得最好：世界新聞傳播學院	discrete	numeric-1.0	1073	0	-
80	vg5_4	5.未來十年後，您認為那三個學校會辦得最好：台北醫學院	discrete	numeric-1.0	1073	0	-
81	vg5_5	5.未來十年後，您認為那三個學校會辦得最好：東吳大學	discrete	numeric-1.0	1073	0	-
82	vg5_6	5.未來十年後，您認為那三個學校會辦得最好：淡江大學	discrete	numeric-1.0	1073	0	-
83	vg5_7	5.未來十年後，您認為那三個學校會辦得最好：華梵人文科技學院	discrete	numeric-1.0	1073	0	-
84	vg5_8	5.未來十年後，您認為那三個學校會辦得最好：輔仁大學	discrete	numeric-1.0	1073	0	-
85	vg5_9	5.未來十年後，您認為那三個學校會辦得最好：銘傳管理學院	discrete	numeric-1.0	1073	0	-
86	vg5_10	5.未來十年後，您認為那三個學校會辦得最好：實踐設計管理學院	discrete	numeric-1.0	1073	0	-
87	vg5_11	5.未來十年後，您認為那三個學校會辦得最好：長庚醫學院暨工程學院	discrete	numeric-1.0	1073	0	-
88	vg5_12	5.未來十年後，您認為那三個學校會辦得最好：中原大學	discrete	numeric-1.0	1073	0	-
89	vg5_13	5.未來十年後，您認為那三個學校會辦得最好：元智工學院	discrete	numeric-1.0	1073	0	-
90	vg5_14	5.未來十年後，您認為那三個學校會辦得最好：中華工學院	discrete	numeric-1.0	1073	0	-
91	vg5_15	5.未來十年後，您認為那三個學校會辦得最好：中山醫學院	discrete	numeric-1.0	1073	0	-
92	vg5_16	5.未來十年後，您認為那三個學校會辦得最好：中國醫藥學院	discrete	numeric-1.0	1073	0	-
93	vg5_17	5.未來十年後，您認為那三個學校會辦得最好：東海大學	discrete	numeric-1.0	1073	0	-
94	vg5_18	5.未來十年後，您認為那三個學校會辦得最好：逢甲大學	discrete	numeric-1.0	1073	0	-
95	vg5_19	5.未來十年後，您認為那三個學校會辦得最好：靜宜大學	discrete	numeric-1.0	1073	0	-
96	vg5_20	5.未來十年後，您認為那三個學校會辦得最好：大葉工學院	discrete	numeric-1.0	1073	0	-

#	Name	Label	Type	Format	Valid	Invalid	Question
97	vg5_21	5.未來十年後，您認為那三個學校會辦得最好：長榮管理學院	discrete	numeric-1.0	1073	0	-
98	vg5_22	5.未來十年後，您認為那三個學校會辦得最好：高雄工學院	discrete	numeric-1.0	1073	0	-
99	vg5_23	5.未來十年後，您認為那三個學校會辦得最好：高雄醫學院	discrete	numeric-1.0	1073	0	-
100	card6	卡號六	discrete	numeric-1.0	1073	0	-
101	school6	您目前服務的學校是?	discrete	numeric-2.0	1073	0	-
102	vg6_1	6.未來十年後，您認為那三個學校可能辦得最差：大同工學院	discrete	numeric-1.0	1073	0	-
103	vg6_2	6.未來十年後，您認為那三個學校可能辦得最差：中國文化大學	discrete	numeric-1.0	1073	0	-
104	vg6_3	6.未來十年後，您認為那三個學校可能辦得最差：世界新聞傳播學院	discrete	numeric-1.0	1073	0	-
105	vg6_4	6.未來十年後，您認為那三個學校可能辦得最差：台北醫學院	discrete	numeric-1.0	1073	0	-
106	vg6_5	6.未來十年後，您認為那三個學校可能辦得最差：東吳大學	discrete	numeric-1.0	1073	0	-
107	vg6_6	6.未來十年後，您認為那三個學校可能辦得最差：淡江大學	discrete	numeric-1.0	1073	0	-
108	vg6_7	6.未來十年後，您認為那三個學校可能辦得最差：華梵人文科技學院	discrete	numeric-1.0	1073	0	-
109	vg6_8	6.未來十年後，您認為那三個學校可能辦得最差：輔仁大學	discrete	numeric-1.0	1073	0	-
110	vg6_9	6.未來十年後，您認為那三個學校可能辦得最差：銘傳管理學院	discrete	numeric-1.0	1073	0	-
111	vg6_10	6.未來十年後，您認為那三個學校可能辦得最差：實踐設計管理學院	discrete	numeric-1.0	1073	0	-
112	vg6_11	6.未來十年後，您認為那三個學校可能辦得最差：長庚醫學院暨工程學院	discrete	numeric-1.0	1073	0	-
113	vg6_12	6.未來十年後，您認為那三個學校可能辦得最差：中原大學	discrete	numeric-1.0	1073	0	-
114	vg6_13	6.未來十年後，您認為那三個學校可能辦得最差：元智工學院	discrete	numeric-1.0	1073	0	-
115	vg6_14	6.未來十年後，您認為那三個學校可能辦得最差：中華工學院	discrete	numeric-1.0	1073	0	-

#	Name	Label	Type	Format	Valid	Invalid	Question
116	vg6_15	6.未來十年後，您認為那三個學校可能辦得最差：中山醫學院	discrete	numeric-1.0	1073	0	-
117	vg6_16	6.未來十年後，您認為那三個學校可能辦得最差：中國醫藥學院	discrete	numeric-1.0	1073	0	-
118	vg6_17	6.未來十年後，您認為那三個學校可能辦得最差：東海大學	discrete	numeric-1.0	1073	0	-
119	vg6_18	6.未來十年後，您認為那三個學校可能辦得最差：逢甲大學	discrete	numeric-1.0	1073	0	-
120	vg6_19	6.未來十年後，您認為那三個學校可能辦得最差：靜宜大學	discrete	numeric-1.0	1073	0	-
121	vg6_20	6.未來十年後，您認為那三個學校可能辦得最差：大葉工學院	discrete	numeric-1.0	1073	0	-
122	vg6_21	6.未來十年後，您認為那三個學校可能辦得最差：長榮管理學院	discrete	numeric-1.0	1073	0	-
123	vg6_22	6.未來十年後，您認為那三個學校可能辦得最差：高雄工學院	discrete	numeric-1.0	1073	0	-
124	vg6_23	6.未來十年後，您認為那三個學校可能辦得最差：高雄醫學院	discrete	numeric-1.0	1073	0	-
125	vg7_1	7.目前臺灣公立和私立大專院校最顯著不同的差別為下列哪三項?(1)師資	discrete	numeric-1.0	1073	0	-
126	vg7_2	7.目前臺灣公立和私立大專院校最顯著不同的差別為下列哪三項?(2)學生素質	discrete	numeric-1.0	1073	0	-
127	vg7_3	7.目前臺灣公立和私立大專院校最顯著不同的差別為下列哪三項?(3)財力	discrete	numeric-1.0	1073	0	-
128	vg7_4	7.目前臺灣公立和私立大專院校最顯著不同的差別為下列哪三項?(4)校政民主	discrete	numeric-1.0	1073	0	-
129	vg7_5	7.目前臺灣公立和私立大專院校最顯著不同的差別為下列哪三項?(5)一般聲望	discrete	numeric-1.0	1073	0	-
130	vg7_6	7.目前臺灣公立和私立大專院校最顯著不同的差別為下列哪三項?(6)學術自由	discrete	numeric-1.0	1073	0	-
131	vg7_7	7.目前臺灣公立和私立大專院校最顯著不同的差別為下列哪三項?(7)校園風氣	discrete	numeric-1.0	1073	0	-
132	vg7_8	7.目前臺灣公立和私立大專院校最顯著不同的差別為下列哪三項?(8)其他	discrete	numeric-1.0	1073	0	-
133	vg09	9.你認為目前你們學校的實質領導人是那一位?	discrete	character-20	287	0	-
134	vg10_1	10.未來十年中，領導學校發展的理想人選，應具備	discrete	numeric-1.0	1073	0	-

#	Name	Label	Type	Format	Valid	Invalid	Question
		那三項重要特質：行政能力強					
135	vg10_2	10.未來十年中，領導學校發展的理想人選，應具備那三項重要特質：重視學術發展	discrete	numeric-1.0	1073	0	-
136	vg10_3	10.未來十年中，領導學校發展的理想人選，應具備那三項重要特質：支持校政民主	discrete	numeric-1.0	1073	0	-
137	vg10_4	10.未來十年中，領導學校發展的理想人選，應具備那三項重要特質：有學術聲望	discrete	numeric-1.0	1073	0	-
138	vg10_5	10.未來十年中，領導學校發展的理想人選，應具備那三項重要特質：募款能力佳	discrete	numeric-1.0	1073	0	-
139	vg10_6	10.未來十年中，領導學校發展的理想人選，應具備那三項重要特質：與領導人有家族關係	discrete	numeric-1.0	1073	0	-
140	vg10_7	10.未來十年中，領導學校發展的理想人選，應具備那三項重要特質：注重校內協調	discrete	numeric-1.0	1073	0	-
141	vg10_8	10.未來十年中，領導學校發展的理想人選，應具備那三項重要特質：黨政關係良好	discrete	numeric-1.0	1073	0	-
142	vg10_9	10.未來十年中，領導學校發展的理想人選，應具備那三項重要特質：其他	discrete	numeric-1.0	1073	0	-
143	vg11_1	11.就你來看，政府對促進私立大專院校的發展最應該加強下列那三方面：提高補助款項	discrete	numeric-1.0	1073	0	-
144	vg11_2	11.就你來看，政府對促進私立大專院校的發展最應該加強下列那三方面：監督師生比例	discrete	numeric-1.0	1073	0	-
145	vg11_3	11.就你來看，政府對促進私立大專院校的發展最應該加強下列那三方面：鼓勵校政民主	discrete	numeric-1.0	1073	0	-
146	vg11_4	11.就你來看，政府對促進私立大專院校的發展最應該加強下列那三方面：積極推動學術發展	discrete	numeric-1.0	1073	0	-
147	vg11_5	11.就你來看，政府對促進私立大專院校的發展最應該加強下列那三方面：允許課程自主	discrete	numeric-1.0	1073	0	-
148	vg11_6	11.就你來看，政府對促進私立大專院校的發展最應該加強下列那三方面：增強師資水準	discrete	numeric-1.0	1073	0	-

#	Name	Label	Type	Format	Valid	Invalid	Question
149	vg11_7	11.就你來看，政府對促進私立大專院校的發展最應該加強下列那三方面：其他	discrete	numeric-1.0	1073	0	-
150	vg12	12.你認為在臺灣社會，私校募得大量捐款的可能性如何？	discrete	numeric-1.0	1073	0	-
151	vg13	13.您認為學校是否應該在外籌措財源，以作校務發展之用？	discrete	numeric-1.0	1073	0	-
152	vg13_1_1	13-1.你認為募款對象應該以誰為主：董事	discrete	numeric-1.0	1073	0	-
153	vg13_1_2	13-1.你認為募款對象應該以誰為主：學校教職員	discrete	numeric-1.0	1073	0	-
154	vg13_1_3	13-1.你認為募款對象應該以誰為主：校友	discrete	numeric-1.0	1073	0	-
155	vg13_1_4	13-1.你認為募款對象應該以誰為主：財團或企業界人士	discrete	numeric-1.0	1073	0	-
156	vg13_1_5	13-1.你認為募款對象應該以誰為主：其他	discrete	numeric-1.0	1073	0	-

# Variables Description

**Dataset contains 692 variable(s)**

## File : 校友

### # card1: 卡號一

<b>Information</b>	[Type= discrete] [Format=numeric] [Range= 1-1] [Missing=*]
<b>Statistics [NW/ W]</b>	[Valid=962 /-] [Invalid=0 /-] [Mean=1 /-] [StdDev=0 /-]

Value	Label	Cases	Percentage
1		962	100.0%

*Warning: these figures indicate the number of cases found in the data file. They cannot be interpreted as summary statistics of the population of interest.*

### # id1: 編號一

<b>Information</b>	[Type= continuous] [Format=numeric] [Range= 1003-7600] [Missing=*]
<b>Statistics [NW/ W]</b>	[Valid=962 /-] [Invalid=0 /-] [Mean=4323.4 /-] [StdDev=1789.185 /-]

### # school: 1.您大學畢業的學校

<b>Information</b>	[Type= discrete] [Format=numeric] [Range= 1-9] [Missing=*]
<b>Statistics [NW/ W]</b>	[Valid=962 /-] [Invalid=0 /-]

Value	Label	Cases	Percentage
1	世新	81	8.4%
2	逢甲	158	16.4%
3	高醫	125	13.0%
4	輔仁	169	17.6%
5	中原	210	21.8%
6	東海	120	12.5%
7	文化	92	9.6%
8	淡江	6	0.6%
9	東吳	1	0.1%

*Warning: these figures indicate the number of cases found in the data file. They cannot be interpreted as summary statistics of the population of interest.*

### # grayear: 1.您是那一年畢業的?民國\_\_年

<b>Information</b>	[Type= discrete] [Format=numeric] [Range= -1-82] [Missing=*]
<b>Statistics [NW/ W]</b>	[Valid=962 /-] [Invalid=0 /-]

Value	Label	Cases	Percentage
-1	遺漏值	14	1.5%
48		7	0.7%
49		5	0.5%
50		6	0.6%
51		4	0.4%
52		5	0.5%
53		1	0.1%
54		3	0.3%
55		9	0.9%
56		9	0.9%
57		22	2.3%
58		14	1.5%
59		29	3.0%
60		20	2.1%
61		26	2.7%
62		29	3.0%

## File : 校友

# grayear: 1.您是那一年畢業的?民國\_\_年

Value	Label	Cases	Percentage
63		16	1.7%
64		24	2.5%
65		25	2.6%
66		30	3.1%
67		24	2.5%
68		37	3.8%
69		35	3.6%
70		39	4.1%
71		34	3.5%
72		37	3.8%
73		49	5.1%
74		54	5.6%
75		69	7.2%
76		48	5.0%
77		52	5.4%
78		61	6.3%
79		81	8.4%
80		15	1.6%
81		20	2.1%
82		9	0.9%

Warning: these figures indicate the number of cases found in the data file. They cannot be interpreted as summary statistics of the population of interest.

# gradept: 1.畢業的科系是？

Information	[Type= discrete] [Format=numeric] [Range= 0-82] [Missing=*]		
Statistics [NW/ W]	[Valid=962 /-] [Invalid=0 /-]		
Value	Label	Cases	Percentage
0	遺漏值	6	0.6%
1	企業管理系	51	5.3%
2	國際貿易系	32	3.3%
3	會計系	33	3.4%
4	資訊管理系	2	0.2%
5	銀行保險系	8	0.8%
6	財稅學系	10	1.0%
7	(合作)經濟學系	44	4.6%
8	交通管理學系	7	0.7%
9	土地管理學系	6	0.6%
10	水利工程學系	13	1.4%
11	自動控制工程系	4	0.4%
12	化學工程系(應用化學系)	45	4.7%
13	土木工程系	37	3.8%
14	機械工程系	49	5.1%
15	資訊工程系(電子計算機學系)	16	1.7%
16	電機工程系	4	0.4%
17	工業工程系	27	2.8%



## File : 校友

# gradept: 1.畢業的科系是？

Value	Label	Cases	Percentage
18	電子工程系	11	1.1%
19	航空工程學系	1	0.1%
20	醫學工程學系	8	0.8%
21	室內設計系	2	0.2%
22	建築系	36	3.7%
23	商業設計系	1	0.1%
24	都市計畫學系	3	0.3%
25	中文系	26	2.7%
26	歷史系	14	1.5%
27	哲學系	4	0.4%
28	圖書館系	2	0.2%
29	外文系	7	0.7%
30	日文系(東方語文學系)	4	0.4%
31	英文系	4	0.4%
32	德文系	4	0.4%
33	法文系	11	1.1%
34	西班牙文系	3	0.3%
35	法律系	14	1.5%
36	社會學系	7	0.7%
37	社會工作系	10	1.0%
38	政治系	11	1.1%
39	公共行政學系(行政管理系)	6	0.6%
40	體育系	4	0.4%
41	音樂系	2	0.2%
42	(應用)美術系	3	0.3%
43	織品服裝系(紡織工程學系)	15	1.6%
44	生活應用科學系(家政系)	7	0.7%
45	食品營養學系(食品科學系)	4	0.4%
46	畜產學系	6	0.6%
47	景觀學系	5	0.5%
48	園藝學系	5	0.5%
49	醫學系	35	3.6%
50	牙醫系	32	3.3%
51	藥學系	32	3.3%
52	護理系	20	2.1%
53	公共衛生學系	2	0.2%
54	數學系	15	1.6%
55	物理系	11	1.1%
56	化學系	32	3.3%
57	(應用)心理系	12	1.2%
58	統計系	6	0.6%
59	生物系	9	0.9%
60	環境科學系	4	0.4%

## File : 校友

# **gradept: 1.**畢業的科系是？

Value	Label	Cases	Percentage
61	材料科學系	0	
62	大眾傳播學系(科)	7	<div><div></div></div> 0.7%
63	新聞學系(科)	7	<div><div></div></div> 0.7%
64	廣告系(科)	0	
65	廣播電視科	10	<div><div></div></div> 1.0%
66	電影製作科	6	<div><div></div></div> 0.6%
67	印刷傳播學系(印刷攝影科)	2	<div><div></div></div> 0.2%
68	編輯採訪科	11	<div><div></div></div> 1.1%
69	報業行政科	18	<div><div></div></div> 1.9%
70	觀光宣導科	2	<div><div></div></div> 0.2%
71	公共關係科	21	<div><div></div></div> 2.2%
72	圖書資料科	8	<div><div></div></div> 0.8%
73	醫技系	4	<div><div></div></div> 0.4%
74	復建系	0	
75	森林系	8	<div><div></div></div> 0.8%
76	學士後醫學系	1	<div><div></div></div> 0.1%
77	戲劇系	1	<div><div></div></div> 0.1%
78	地質系	5	<div><div></div></div> 0.5%
79	兒童福利系	5	<div><div></div></div> 0.5%
80	造紙系	0	
81	氣象系	2	<div><div></div></div> 0.2%
82	勞工系	0	

Warning: these figures indicate the number of cases found in the data file. They cannot be interpreted as summary statistics of the population of interest.

# **sex: 2.**性別

Information		[Type= discrete] [Format=numeric] [Range= 1-2] [Missing=*]		
Statistics [NW/ W]		[Valid=962 /-] [Invalid=0 /-]		
Value	Label	Cases	Percentage	
1	男	684	<div></div>	71.1%
2	女	278	<div></div>	28.9%

Warning: these figures indicate the number of cases found in the data file. They cannot be interpreted as summary statistics of the population of interest.

# **borny: 3.**您是什麼時候出生的?民國\_\_年

Information		[Type= discrete] [Format=numeric] [Range= -1-60] [Missing=*]	
Statistics [NW/ W]		[Valid=962 /-] [Invalid=0 /-]	
Value	Label	Cases	Percentage
-1	遺漏值	5	<div><div></div></div> 0.5%
15		1	<div><div></div></div> 0.1%
16		1	<div><div></div></div> 0.1%
22		3	<div><div></div></div> 0.3%
23		5	<div><div></div></div> 0.5%
24		4	<div><div></div></div> 0.4%
25		5	<div><div></div></div> 0.5%
26		6	<div><div></div></div> 0.6%

## File : 校友

# borny: 3.您是什麼時候出生的?民國\_\_年

Value	Label	Cases	Percentage
27		7	0.7%
28		8	0.8%
29		5	0.5%
30		12	1.2%
31		7	0.7%
32		5	0.5%
33		9	0.9%
34		9	0.9%
35		14	1.5%
36		22	2.3%
37		25	2.6%
38		35	3.6%
39		28	2.9%
40		24	2.5%
41		19	2.0%
42		20	2.1%
43		27	2.8%
44		36	3.7%
45		43	4.5%
46		39	4.1%
47		41	4.3%
48		33	3.4%
49		48	5.0%
50		49	5.1%
51		42	4.4%
52		71	7.4%
53		55	5.7%
54		48	5.0%
55		53	5.5%
56		51	5.3%
57		28	2.9%
58		9	0.9%
59		9	0.9%
60		1	0.1%

Warning: these figures indicate the number of cases found in the data file. They cannot be interpreted as summary statistics of the population of interest.

# bornm: 3.您是什麼時候出生的?\_\_月

Information		[Type= discrete] [Format=numeric] [Range= -1-12] [Missing=*]			
Statistics [NW/ W]		[Valid=962 /-] [Invalid=0 /-]			
Value	Label	Cases	Percentage		
-1	遺漏值	15	<div></div>	1.6%	
1		113	<div></div>	11.7%	
2		89	<div></div>	9.3%	
3		78	<div></div>	8.1%	

## File : 校友

# bornm: 3.您是什麼時候出生的?—月

Value	Label	Cases	Percentage
4		70	<div><div></div></div> 7.3%
5		77	<div><div></div></div> 8.0%
6		54	<div><div></div></div> 5.6%
7		67	<div><div></div></div> 7.0%
8		104	<div><div></div></div> 10.8%
9		64	<div><div></div></div> 6.7%
10		82	<div><div></div></div> 8.5%
11		78	<div><div></div></div> 8.1%
12		71	<div><div></div></div> 7.4%

Warning: these figures indicate the number of cases found in the data file. They cannot be interpreted as summary statistics of the population of interest.

# paborn: 4.您父親的籍貫是哪裡?

Information	[Type= discrete] [Format=numeric] [Range= 0-80] [Missing=*]
Statistics [NW/ W]	[Valid=962 /-] [Invalid=0 /-]

Value	Label	Cases	Percentage
0	遺漏值	4	<div><div></div></div> 0.4%
1	廣東省	30	<div><div></div></div> 3.1%
2	廣西省	2	<div><div></div></div> 0.2%
3	貴州省	1	<div><div></div></div> 0.1%
4	雲南省	2	<div><div></div></div> 0.2%
5	浙江省	23	<div><div></div></div> 2.4%
6	江西省	12	<div><div></div></div> 1.2%
7	湖南省	15	<div><div></div></div> 1.6%
8	湖北省	12	<div><div></div></div> 1.2%
9	四川省	4	<div><div></div></div> 0.4%
10	江蘇省	18	<div><div></div></div> 1.9%
11	安徽省	14	<div><div></div></div> 1.5%
12	河南省	21	<div><div></div></div> 2.2%
13	河北省	4	<div><div></div></div> 0.4%
14	山東省	30	<div><div></div></div> 3.1%
15	山西省	0	
16	陝西省	1	<div><div></div></div> 0.1%
17	甘肅省	0	
18	熱河省	0	
19	寧夏省	1	<div><div></div></div> 0.1%
20	綏遠省	0	
21	察哈爾省	1	<div><div></div></div> 0.1%
22	遼寧省	5	<div><div></div></div> 0.5%
23	安東省	0	
24	遼北省	0	
25	吉林省	1	<div><div></div></div> 0.1%
26	松江省	0	
27	合江省	0	
28	興安省	0	

## File : 校友

### # paborn: 4. 您父親的籍貫是哪裡？

Value	Label	Cases	Percentage
29	黑龍江省	0	
30	嫩江省	0	
31	新疆省	0	
32	西康省	0	
33	青海省	0	
34	西藏地方	0	
35	蒙古地方	0	
36	海南島	1	0.1%
37	南京市	2	0.2%
38	上海市	5	0.5%
39	北平市	1	0.1%
40	天津市	1	0.1%
41	青島市	0	
42	西安市	0	
43	漢口市	0	
44	重慶市	0	
45	廣州市	0	
46	瀋陽市	0	
47	大連市	0	
48	臺灣省	635	66.0%
49	臺北市	44	4.6%
50	高雄市	32	3.3%
51	福建省	32	3.3%
80	其他	8	0.8%

Warning: these figures indicate the number of cases found in the data file. They cannot be interpreted as summary statistics of the population of interest.

### # relig: 5. 您目前信什麼教？

Information	[Type= discrete] [Format=numeric] [Range= -1-9] [Missing=*]
Statistics [NW/ W]	[Valid=962 /-] [Invalid=0 /-]

Value	Label	Cases	Percentage
-1	遺漏值	6	0.6%
1	佛教	251	26.1%
2	道教	38	4.0%
3	一貫道	18	1.9%
4	天主教	18	1.9%
5	基督教	95	9.9%
6	回教	0	
7	民間信仰(傳統拜拜)	285	29.6%
8	無宗教信仰	232	24.1%
9	其他	19	2.0%

Warning: these figures indicate the number of cases found in the data file. They cannot be interpreted as summary statistics of the population of interest.

### # marital: 6. 您目前的婚姻狀況如何？

Information	[Type= discrete] [Format=numeric] [Range= 1-3] [Missing=*]
-------------	--

## File : 校友

# **marital: 6.**您目前的婚姻狀況如何？

Statistics [NW/ W] [Valid=959 /-] [Invalid=3 /-]



Value	Label	Cases	Percentage
1	未婚	220	 22.9%
2	已婚	734	 76.5%
3	其他	5	 0.5%
Sysmiss		3	

Warning: these figures indicate the number of cases found in the data file. They cannot be interpreted as summary statistics of the population of interest.

# **partner: 6.(2)**您目前婚姻狀況為已婚，配偶為：

Information [Type= discrete] [Format=numeric] [Range= 0-3] [Missing=\*]

Statistics [NW/ W] [Valid=962 /-] [Invalid=0 /-]








Value	Label	Cases	Percentage
0	遺漏值	225	 23.4%
1	同一所大學之校友	97	 10.1%
2	同系系友	54	 5.6%
3	都不是	586	 60.9%

Warning: these figures indicate the number of cases found in the data file. They cannot be interpreted as summary statistics of the population of interest.

# **edu: 7.**您的最高學歷是什麼？

Information [Type= discrete] [Format=numeric] [Range= -1-6] [Missing=\*]

Statistics [NW/ W] [Valid=962 /-] [Invalid=0 /-]







Value	Label	Cases	Percentage
-1	遺漏值	2	 0.2%
1	學士	642	 66.7%
2	研究所研究	41	 4.3%
3	碩士	170	 17.7%
4	博士	35	 3.6%
5	三專	71	 7.4%
6	其他	1	 0.1%

Warning: these figures indicate the number of cases found in the data file. They cannot be interpreted as summary statistics of the population of interest.

# **party: 8.**您目前屬於那一個政黨？

Information [Type= discrete] [Format=numeric] [Range= -1-5] [Missing=\*]

Statistics [NW/ W] [Valid=962 /-] [Invalid=0 /-]

Value	Label	Cases	Percentage
-1	遺漏值	59	 6.1%
1	國民黨	258	 26.8%
2	民進黨	12	 1.2%
3	新黨	25	 2.6%
4	無	605	 62.9%
5	其他	3	 0.3%

Warning: these figures indicate the number of cases found in the data file. They cannot be interpreted as summary statistics of the population of interest.

# **vote: 9.**您今年三月是否投票選國大代表？

Information [Type= discrete] [Format=numeric] [Range= -1-9] [Missing=\*]

Statistics [NW/ W] [Valid=962 /-] [Invalid=0 /-]

## File : 校友

# vote: 9.您今年三月是否投票選國大代表？

Value	Label	Cases	Percentage
-1	遺漏值	18	1.9%
1	是	782	81.3%
2	不是	158	16.4%
9	遺漏值	4	0.4%

Warning: these figures indicate the number of cases found in the data file. They cannot be interpreted as summary statistics of the population of interest.

# vote: 9.您今年三月投票選國大代表：候選人的政黨是\_\_

Information	[Type= discrete] [Format=numeric] [Range= 0-9] [Missing=*]
Statistics [NW/ W]	[Valid=962 /-] [Invalid=0 /-]

Value	Label	Cases	Percentage
0	遺漏值	194	20.2%
1	國民黨	256	26.6%
2	民進黨	197	20.5%
3	新黨	184	19.1%
4	其他政黨	17	1.8%
9	遺漏值	114	11.9%

Warning: these figures indicate the number of cases found in the data file. They cannot be interpreted as summary statistics of the population of interest.

# workfor1: 10.(A)您現在在哪裡工作？

Information	[Type= discrete] [Format=numeric] [Range= -1-11] [Missing=*]
Statistics [NW/ W]	[Valid=962 /-] [Invalid=0 /-]

Value	Label	Cases	Percentage
-1	遺漏值	5	0.5%
1	為自己工作，無雇用人員	63	6.5%
2	為自己工作，有雇用人員	110	11.4%
3	學校教育機構	135	14.0%
4	政府機關	90	9.4%
5	公營事業(包括黨營)	86	8.9%
6	私人事業	359	37.3%
7	為家裡工作	9	0.9%
8	退休	7	0.7%
9	家庭主婦	26	2.7%
10	目前無工作	30	3.1%
11	其他	42	4.4%

Warning: these figures indicate the number of cases found in the data file. They cannot be interpreted as summary statistics of the population of interest.

# hire1: 10.(A)2.您為自己工作，雇用人員\_\_人

Information	[Type= discrete] [Format=numeric] [Range= -1-359] [Missing=*]
Statistics [NW/ W]	[Valid=962 /-] [Invalid=0 /-]

Value	Label	Cases	Percentage
-1	遺漏值	9	0.9%
0		844	87.7%
1		18	1.9%
2		18	1.9%

## File : 校友

# hire1: 10.(A)2.您為自己工作，雇用人員—人

Value	Label	Cases	Percentage
3		8	0.8%
4		8	0.8%
5		10	1.0%
6		7	0.7%
7		3	0.3%
8		6	0.6%
9		2	0.2%
10		7	0.7%
15		2	0.2%
20		4	0.4%
21		1	0.1%
23		1	0.1%
25		2	0.2%
30		1	0.1%
36		1	0.1%
40		1	0.1%
50		2	0.2%
58		1	0.1%
60		1	0.1%
68		1	0.1%
80		1	0.1%
99		1	0.1%
150		1	0.1%
359		1	0.1%

Warning: these figures indicate the number of cases found in the data file. They cannot be interpreted as summary statistics of the population of interest.

# occ1: 您工作行業

Information	[Type= discrete] [Format=numeric] [Range= -1-10] [Missing=*]
Statistics [NW/ W]	[Valid=962 /-] [Invalid=0 /-]

Value	Label	Cases	Percentage
-1	遺漏值	79	8.2%
1	農林漁牧狩獵業	3	0.3%
2	礦業及土石採取業	10	1.0%
3	製造業	70	7.3%
4	水電燃氣業	25	2.6%
5	營造業	59	6.1%
6	商業	100	10.4%
7	運輸倉儲及通信業	22	2.3%
8	金融保險不動產及工商服務業	136	14.1%
9	公共行政社會服務及個人服務業	340	35.3%
10	不能歸類的行業	118	12.3%

Warning: these figures indicate the number of cases found in the data file. They cannot be interpreted as summary statistics of the population of interest.



<b>File : 校友</b>			
# <b>job1: 10.(B)</b> 您工作職位			
<b>Information</b>	[Type= discrete] [Format=numeric] [Range= -1-10] [Missing=*]		
<b>Statistics [NW/ W]</b>	[Valid=962 /-] [Invalid=0 /-]		
<b>Value</b>	<b>Label</b>	<b>Cases</b>	<b>Percentage</b>
-1	遺漏值	59	6.1%
0	現役軍人	13	1.4%
1	民意代表、行政主管、企業主管及經理人員	350	36.4%
2	專業人員	343	35.7%
3	技術員及助理專業人員	55	5.7%
4	事務工作人員	69	7.2%
5	服務工作人員及售貨員	12	1.2%
6	農林漁牧工作人員	0	
7	技術工及有關工作人員	3	0.3%
8	機械設備操作及組裝工	0	
9	非技術工及體力工	2	0.2%
10	家庭主婦及目前無工作者	56	5.8%
<i>Warning: these figures indicate the number of cases found in the data file. They cannot be interpreted as summary statistics of the population of interest.</i>			
# <b>income1: 10.(C)</b> 您目前工作上每個月的平均收入是多少？			
<b>Information</b>	[Type= discrete] [Format=numeric] [Range= -1-13] [Missing=*]		
<b>Statistics [NW/ W]</b>	[Valid=962 /-] [Invalid=0 /-]		
<b>Value</b>	<b>Label</b>	<b>Cases</b>	<b>Percentage</b>
-1	遺漏值	38	4.0%
0	遺漏值	5	0.5%
1	無收入	45	4.7%
2	1萬元以下	4	0.4%
3	1-2萬元	11	1.1%
4	2-3萬元	36	3.7%
5	3-4萬元	129	13.4%
6	4-5萬元	144	15.0%
7	5-6萬元	152	15.8%
8	6-8萬元	148	15.4%
9	8-10萬元	101	10.5%
10	10-15萬元	76	7.9%
11	15-20萬元	29	3.0%
12	20-30萬元	23	2.4%
13	30萬元以上	21	2.2%
<i>Warning: these figures indicate the number of cases found in the data file. They cannot be interpreted as summary statistics of the population of interest.</i>			
# <b>workfor2: 11.(A)</b> 如果您已經結婚， 您的配偶在哪裡工作？(未婚者跳答 <b>12</b> )			
<b>Information</b>	[Type= discrete] [Format=numeric] [Range= -1-11] [Missing=*]		
<b>Statistics [NW/ W]</b>	[Valid=962 /-] [Invalid=0 /-]		
<b>Value</b>	<b>Label</b>	<b>Cases</b>	<b>Percentage</b>
-1	遺漏值	6	0.6%
0	遺漏值	227	23.6%

## File : 校友

# **workfor2: 11.(A)**如果您已經結婚，您的配偶在哪裡工作?(未婚者跳答**12**)

Value	Label	Cases	Percentage
1	為自己工作，無雇用人員	42	4.4%
2	為自己工作，有雇用人員	45	4.7%
3	學校教育機構	104	10.8%
4	政府機關	63	6.5%
5	公營事業(包括黨營)	54	5.6%
6	私人事業	209	21.7%
7	為家裡工作	18	1.9%
8	退休	7	0.7%
9	家庭主婦	147	15.3%
10	目前無工作	15	1.6%
11	其他	25	2.6%

Warning: these figures indicate the number of cases found in the data file. They cannot be interpreted as summary statistics of the population of interest.

# **hire2: 11.(A)(2)**如果您已經結婚，您的配偶為自己工作，雇用人員一人(未婚者跳答**12**)

Information	[Type= discrete] [Format=numeric] [Range= -1-998] [Missing=*]
Statistics [NW/ W]	[Valid=962 /-] [Invalid=0 /-]

Value	Label	Cases	Percentage
-1	遺漏值	7	0.7%
0		906	94.2%
1		10	1.0%
2		7	0.7%
3		2	0.2%
4		5	0.5%
5		2	0.2%
6		2	0.2%
7		3	0.3%
8		2	0.2%
9		4	0.4%
10		3	0.3%
15		2	0.2%
20		1	0.1%
30		1	0.1%
80		1	0.1%
99		2	0.2%
150		1	0.1%
998		1	0.1%

Warning: these figures indicate the number of cases found in the data file. They cannot be interpreted as summary statistics of the population of interest.

# **occ2:** 如果您已經結婚，您配偶工作行業(未婚者跳答**12**)

Information	[Type= discrete] [Format=numeric] [Range= -1-10] [Missing=*]
Statistics [NW/ W]	[Valid=962 /-] [Invalid=0 /-]

Value	Label	Cases	Percentage
-1	遺漏值	346	36.0%
1	農林漁牧狩獵業	2	0.2%

## File : 校友

### # occ2: 如果您已經結婚，您配偶工作行業(未婚者跳答12)

Value	Label	Cases	Percentage
2	礦業及土石採取業	3	0.3%
3	製造業	38	4.0%
4	水電燃氣業	6	0.6%
5	營造業	21	2.2%
6	商業	59	6.1%
7	運輸倉儲及通信業	13	1.4%
8	金融保險不動產及工商服務業	74	7.7%
9	公共行政社會服務及個人服務業	219	22.8%
10	不能歸類的行業	181	18.8%

Warning: these figures indicate the number of cases found in the data file. They cannot be interpreted as summary statistics of the population of interest.

### # job2: 11.(B)如果您已經結婚，您配偶工作職位(未婚者跳答12)

Information	[Type= discrete] [Format=numeric] [Range= -1-10] [Missing=*]
Statistics [NW/ W]	[Valid=962 /-] [Invalid=0 /-]

Value	Label	Cases	Percentage
-1	遺漏值	87	9.0%
0	現役軍人	271	28.2%
1	民意代表、行政主管、企業主管及經理人員	139	14.4%
2	專業人員	184	19.1%
3	技術員及助理專業人員	49	5.1%
4	事務工作人員	73	7.6%
5	服務工作人員及售貨員	14	1.5%
6	農林漁牧工作人員	0	
7	技術工及有關工作人員	3	0.3%
8	機械設備操作及組裝工	0	
9	非技術工及體力工	1	0.1%
10	家庭主婦及目前無工作者	141	14.7%

Warning: these figures indicate the number of cases found in the data file. They cannot be interpreted as summary statistics of the population of interest.

### # income2: 11.(C)您配偶目前工作上每個月的平均收入是多少?(未婚者跳答12)

Information	[Type= discrete] [Format=numeric] [Range= -1-13] [Missing=*]
Statistics [NW/ W]	[Valid=962 /-] [Invalid=0 /-]

Value	Label	Cases	Percentage
-1	遺漏值	50	5.2%
0	遺漏值	242	25.2%
1	無收入	128	13.3%
2	1萬元以下	6	0.6%
3	1-2萬元	16	1.7%
4	2-3萬元	63	6.5%
5	3-4萬元	97	10.1%
6	4-5萬元	104	10.8%
7	5-6萬元	103	10.7%
8	6-8萬元	74	7.7%
9	8-10萬元	46	4.8%

## File : 校友

# **income2: 11.(C)**您配偶目前工作上每個月的平均收入是多少?(未婚者跳答12)

Value	Label	Cases	Percentage
10	10-15萬元	14	1.5%
11	15-20萬元	9	0.9%
12	20-30萬元	7	0.7%
13	30萬元以上	3	0.3%

*Warning: these figures indicate the number of cases found in the data file. They cannot be interpreted as summary statistics of the population of interest.*

# **grad2: 11.(D)**您配偶是否為大學(學院)畢業?(未婚者跳答12)

<b>Information</b>	[Type= discrete] [Format=numeric] [Range= 0-9] [Missing=*]
<b>Statistics [NW/ W]</b>	[Valid=962 /-] [Invalid=0 /-]

Value	Label	Cases	Percentage
0	遺漏值	227	23.6%
1	是	413	42.9%
2	不是	305	31.7%
9	遺漏值	17	1.8%

*Warning: these figures indicate the number of cases found in the data file. They cannot be interpreted as summary statistics of the population of interest.*

# **grayear2: 11.(D)(1)**您配偶是大學(學院)畢業：哪一年畢業?(未婚者跳答12)

<b>Information</b>	[Type= discrete] [Format=numeric] [Range= -1-85] [Missing=*]
<b>Statistics [NW/ W]</b>	[Valid=962 /-] [Invalid=0 /-]

Value	Label	Cases	Percentage
-1	遺漏值	61	6.3%
0	遺漏值	533	55.4%
43		1	0.1%
48		1	0.1%
50		3	0.3%
51		1	0.1%
52		4	0.4%
54		1	0.1%
55		3	0.3%
56		2	0.2%
57		1	0.1%
58		5	0.5%
59		8	0.8%
60		8	0.8%
61		10	1.0%
62		10	1.0%
63		8	0.8%
64		13	1.4%
65		10	1.0%
66		15	1.6%
67		9	0.9%
68		17	1.8%
69		21	2.2%
70		11	1.1%

## File : 校友

# grayear2: 11.(D)(1)您配偶是大學(學院)畢業：哪一年畢業?(未婚者跳答12)

Value	Label	Cases	Percentage
71		17	1.8%
72		20	2.1%
73		21	2.2%
74		29	3.0%
75		22	2.3%
76		16	1.7%
77		24	2.5%
78		12	1.2%
79		18	1.9%
80		10	1.0%
81		7	0.7%
82		2	0.2%
83		3	0.3%
84		3	0.3%
85		2	0.2%

Warning: these figures indicate the number of cases found in the data file. They cannot be interpreted as summary statistics of the population of interest.

# gradsch: 11.(D)(1)您配偶是大學(學院)畢業：哪一個學校?(未婚者跳答12)

Information	[Type= discrete] [Format=numeric] [Range= -1-80] [Missing=*]
Statistics [NW/ W]	[Valid=962 /-] [Invalid=0 /-]

Value	Label	Cases	Percentage
-1	遺漏值	51	5.3%
0	遺漏值	569	59.1%
1	政治大學	7	0.7%
2	清華大學	2	0.2%
3	臺灣大學	30	3.1%
4	臺灣師範大學	16	1.7%
5	成功大學	23	2.4%
6	中興大學	11	1.1%
7	交通大學	2	0.2%
8	中央大學	0	
9	中山大學	3	0.3%
10	海洋大學(學院)	5	0.5%
11	中正大學	0	
12	高雄師範大學(學院)	7	0.7%
13	彰化師範大學(臺灣教育學院)	1	0.1%
14	中興法商學院	6	0.6%
15	東海大學	25	2.6%
16	輔仁大學	33	3.4%
17	東吳大學	9	0.9%
18	中原大學(理工學院)	16	1.7%
19	淡江大學(文理學院)	13	1.4%
20	中國文化大學(學院)	28	2.9%
21	逢甲大學(工商學院)	24	2.5%

## File : 校友

# **gradsch: 11.(D)(1)**您配偶是大學(學院)畢業：哪一個學校?(未婚者跳答12)

Value	Label	Cases	Percentage
22	靜宜大學(文理學院)	8	0.8%
23	陽明醫學院	0	
24	國立藝術學院	1	0.1%
25	國立體育學院	0	
26	臺灣工業技術學院	2	0.2%
27	雲林技術學院	0	
28	屏東技術學院	0	
29	國立台北師範學院	1	0.1%
30	新竹師範學院	0	
31	台中師範學院	4	0.4%
32	嘉義師範學院	0	
33	台南師範學院	1	0.1%
34	屏東師範學院	0	
35	台東師範學院	0	
36	花蓮師範學院	0	
37	市立台北師範學院	0	
38	大同工學院	0	
39	高雄醫學院	19	2.0%
40	中國醫藥學院	4	0.4%
41	台北醫學院	2	0.2%
42	中山醫學院	1	0.1%
43	長庚醫學院	0	
44	元智工學院	0	
45	華梵工學院	0	
46	大葉工學院	0	
47	高雄工學院	2	0.2%
48	銘傳管理學院	15	1.6%
49	世界新聞傳播學院	8	0.8%
50	實踐設計管理學院	13	1.4%
80	其他大學	0	

Warning: these figures indicate the number of cases found in the data file. They cannot be interpreted as summary statistics of the population of interest.

# **paborn2: 11.(E)**您的配偶籍貫是哪裡?(未婚者跳答12)

Information		[Type= discrete] [Format=numeric] [Range= 0-99] [Missing=*]	
Statistics [NW/ W]		[Valid=962 /-] [Invalid=0 /-]	
Value	Label	Cases	Percentage
0	遺漏值	234	<div></div> 24.3%
1	廣東省	19	<div></div> 2.0%
2	廣西省	0	
3	貴州省	2	<div></div> 0.2%
4	雲南省	0	
5	浙江省	20	<div></div> 2.1%
6	江西省	7	<div></div> 0.7%
7	湖南省	9	<div></div> 0.9%

## File : 校友

# paborn2: 11.(E)您的配偶籍貫是哪裡?(未婚者跳答12)

Value	Label	Cases	Percentage
8	湖北省	7	0.7%
9	四川省	14	1.5%
10	江蘇省	13	1.4%
11	安徽省	9	0.9%
12	河南省	7	0.7%
13	河北省	7	0.7%
14	山東省	16	1.7%
15	山西省	0	
16	陝西省	3	0.3%
17	甘肅省	0	
18	熱河省	0	
19	寧夏省	0	
20	綏遠省	0	
21	察哈爾省	0	
22	遼寧省	3	0.3%
23	安東省	1	0.1%
24	遼北省	0	
25	吉林省	1	0.1%
26	松江省	0	
27	合江省	0	
28	興安省	0	
29	黑龍江省	0	
30	嫩江省	0	
31	新疆省	0	
32	西康省	0	
33	青海省	0	
34	西藏地方	0	
35	蒙古地方	0	
36	海南島	0	
37	南京市	1	0.1%
38	上海市	3	0.3%
39	北平市	0	
40	天津市	1	0.1%
41	青島市	1	0.1%
42	西安市	0	
43	漢口市	1	0.1%
44	重慶市	1	0.1%
45	廣州市	0	
46	瀋陽市	0	
47	大連市	0	
48	臺灣省	480	49.9%
49	臺北市	31	3.2%
50	高雄市	29	3.0%

## File : 校友

### # paborn2: 11.(E)您的配偶籍貫是哪裡?(未婚者跳答12)

Value	Label	Cases	Percentage
51	福建省	22	2.3%
80	其他	8	0.8%
99	遺漏值	12	1.2%

Warning: these figures indicate the number of cases found in the data file. They cannot be interpreted as summary statistics of the population of interest.

### # meet: 11.(F)您與配偶如何認識的?(未婚者跳答12)

Information	[Type= discrete] [Format=numeric] [Range= -1-11] [Missing=*]
Statistics [NW/ W]	[Valid=962 /-] [Invalid=0 /-]

Value	Label	Cases	Percentage
-1	遺漏值	10	1.0%
0	遺漏值	229	23.8%
1	中、小學時同校	16	1.7%
2	大學時同校	105	10.9%
3	中、小學校友	7	0.7%
4	大學校友	19	2.0%
5	朋友介紹	167	17.4%
6	親戚介紹	101	10.5%
7	工作上認識	138	14.3%
8	社交場合認識	45	4.7%
9	團體活動時認識	73	7.6%
10	鄰居	11	1.1%
11	其他	41	4.3%

Warning: these figures indicate the number of cases found in the data file. They cannot be interpreted as summary statistics of the population of interest.

### # societ1: 12.您目前參加了哪些社會團體(複選)?(1)宗親會

Information	[Type= discrete] [Format=numeric] [Range= 0-9] [Missing=*]
Statistics [NW/ W]	[Valid=962 /-] [Invalid=0 /-]

Value	Label	Cases	Percentage
0	沒有	896	93.1%
1	有	41	4.3%
9	遺漏值	25	2.6%

Warning: these figures indicate the number of cases found in the data file. They cannot be interpreted as summary statistics of the population of interest.

### # societ2: 12.您目前參加了哪些社會團體(複選)?(2)職業團體

Information	[Type= discrete] [Format=numeric] [Range= 0-9] [Missing=*]
Statistics [NW/ W]	[Valid=962 /-] [Invalid=0 /-]

Value	Label	Cases	Percentage
0	沒有	781	81.2%
1	有	156	16.2%
9	遺漏值	25	2.6%

Warning: these figures indicate the number of cases found in the data file. They cannot be interpreted as summary statistics of the population of interest.

### # societ3: 12.您目前參加了哪些社會團體(複選)?(3)宗教團體

Information	[Type= discrete] [Format=numeric] [Range= 0-9] [Missing=*]
Statistics [NW/ W]	[Valid=962 /-] [Invalid=0 /-]



## File : 校友

# **societ3: 12.**您目前參加了哪些社會團體(複選)?**(3)**宗教團體

Value	Label	Cases	Percentage
0	沒有	827	<div><div></div></div> 86.0%
1	有	110	<div><div></div></div> 11.4%
9	遺漏值	25	<div><div></div></div> 2.6%

Warning: these figures indicate the number of cases found in the data file. They cannot be interpreted as summary statistics of the population of interest.

# **societ4: 12.**您目前參加了哪些社會團體(複選)?**(4)**康樂團體

Information	[Type= discrete] [Format=numeric] [Range= 0-9] [Missing=*]
Statistics [NW/ W]	[Valid=962 /-] [Invalid=0 /-]

Value	Label	Cases	Percentage
0	沒有	913	<div><div></div></div> 94.9%
1	有	24	<div><div></div></div> 2.5%
9	遺漏值	25	<div><div></div></div> 2.6%

Warning: these figures indicate the number of cases found in the data file. They cannot be interpreted as summary statistics of the population of interest.

# **societ5: 12.**您目前參加了哪些社會團體(複選)?**(5)**同鄉會

Information	[Type= discrete] [Format=numeric] [Range= 0-9] [Missing=*]
Statistics [NW/ W]	[Valid=962 /-] [Invalid=0 /-]

Value	Label	Cases	Percentage
0	沒有	886	<div><div></div></div> 92.1%
1	有	51	<div><div></div></div> 5.3%
9	遺漏值	25	<div><div></div></div> 2.6%

Warning: these figures indicate the number of cases found in the data file. They cannot be interpreted as summary statistics of the population of interest.

# **societ6: 12.**您目前參加了哪些社會團體(複選)?**(6)**政黨以外之政治團體

Information	[Type= discrete] [Format=numeric] [Range= 0-9] [Missing=*]
Statistics [NW/ W]	[Valid=962 /-] [Invalid=0 /-]

Value	Label	Cases	Percentage
0	沒有	924	<div><div></div></div> 96.0%
1	有	13	<div><div></div></div> 1.4%
9	遺漏值	25	<div><div></div></div> 2.6%

Warning: these figures indicate the number of cases found in the data file. They cannot be interpreted as summary statistics of the population of interest.

# **societ7: 12.**您目前參加了哪些社會團體(複選)?**(7)**學術團體

Information	[Type= discrete] [Format=numeric] [Range= 0-9] [Missing=*]
Statistics [NW/ W]	[Valid=962 /-] [Invalid=0 /-]

Value	Label	Cases	Percentage
0	沒有	747	<div><div></div></div> 77.7%
1	有	190	<div><div></div></div> 19.8%
9	遺漏值	25	<div><div></div></div> 2.6%

Warning: these figures indicate the number of cases found in the data file. They cannot be interpreted as summary statistics of the population of interest.

# **societ8: 12.**您目前參加了哪些社會團體(複選)?**(8)**社會團體

Information	[Type= discrete] [Format=numeric] [Range= 0-9] [Missing=*]
Statistics [NW/ W]	[Valid=962 /-] [Invalid=0 /-]

## File : 校友

# **societ8: 12.**您目前參加了哪些社會團體(複選)?**(8)**社會團體

Value	Label	Cases	Percentage
0	沒有	825	<div><div></div></div> 85.8%
1	有	112	<div><div></div></div> 11.6%
9	遺漏值	25	<div><div></div></div> 2.6%

*Warning: these figures indicate the number of cases found in the data file. They cannot be interpreted as summary statistics of the population of interest.*

# **societ9: 12.**您目前參加了哪些社會團體(複選)?**(9)**未參加任何社團(免答13, 跳答下一大項**1**)

Information	[Type= discrete] [Format=numeric] [Range= 0-9] [Missing=*]
Statistics [NW/ W]	[Valid=962 /-] [Invalid=0 /-]

Value	Label	Cases	Percentage
0	沒有	483	<div><div></div></div> 50.2%
1	有	454	<div><div></div></div> 47.2%
9	遺漏值	25	<div><div></div></div> 2.6%

*Warning: these figures indicate the number of cases found in the data file. They cannot be interpreted as summary statistics of the population of interest.*

# **societ10: 12.**您目前參加了哪些社會團體(複選)?**(10)**其他

Information	[Type= discrete] [Format=numeric] [Range= 0-9] [Missing=*]
Statistics [NW/ W]	[Valid=962 /-] [Invalid=0 /-]

Value	Label	Cases	Percentage
0	沒有	891	<div><div></div></div> 92.6%
1	有	46	<div><div></div></div> 4.8%
9	遺漏值	25	<div><div></div></div> 2.6%

*Warning: these figures indicate the number of cases found in the data file. They cannot be interpreted as summary statistics of the population of interest.*

# **cadre: 13.**您在以上的社會團體中是否曾擔任幹部(理監事、秘書長、幹事、祕書等)

Information	[Type= discrete] [Format=numeric] [Range= 0-9] [Missing=*]
Statistics [NW/ W]	[Valid=962 /-] [Invalid=0 /-]

Value	Label	Cases	Percentage
0	遺漏值	426	<div><div></div></div> 44.3%
1	曾經擔任過幹部	214	<div><div></div></div> 22.2%
2	未曾擔任過	244	<div><div></div></div> 25.4%
9	遺漏值	78	<div><div></div></div> 8.1%

*Warning: these figures indicate the number of cases found in the data file. They cannot be interpreted as summary statistics of the population of interest.*

# **card2:** 卡號二

Information	[Type= discrete] [Format=numeric] [Range= 2-2] [Missing=*]
Statistics [NW/ W]	[Valid=962 /-] [Invalid=0 /-] [Mean=2 /-] [StdDev=0 /-]

Value	Label	Cases	Percentage
2		962	<div><div></div></div> 100.0%

*Warning: these figures indicate the number of cases found in the data file. They cannot be interpreted as summary statistics of the population of interest.*

# **id2:** 編號二

Information	[Type= continuous] [Format=numeric] [Range= 1003-7600] [Missing=*]
Statistics [NW/ W]	[Valid=962 /-] [Invalid=0 /-] [Mean=4323.4 /-] [StdDev=1789.185 /-]

# **va1\_1: 1.**您當年在學校時參加過下列哪些活動(複選)?**(1)**社團活動

Information	[Type= discrete] [Format=numeric] [Range= 0-9] [Missing=*]
-------------	--

## File : 校友

# **va1\_1: 1.**您當年在學校時參加過下列哪些活動(複選)?**(1)**社團活動

**Statistics [NW/ W]** [Valid=962 /-] [Invalid=0 /-]

Value	Label	Cases	Percentage
0	沒有	308	<div><div></div></div> 32.0%
1	有	649	<div><div></div></div> 67.5%
9	遺漏值	5	<div><div></div></div> 0.5%

*Warning: these figures indicate the number of cases found in the data file. They cannot be interpreted as summary statistics of the population of interest.*

# **va1\_2: 1.**您當年在學校時參加過下列哪些活動(複選)?**(2)**班級活動

**Information** [Type= discrete] [Format=numeric] [Range= 0-9] [Missing=\*]

**Statistics [NW/ W]** [Valid=962 /-] [Invalid=0 /-]

Value	Label	Cases	Percentage
0	沒有	194	<div><div></div></div> 20.2%
1	有	763	<div><div></div></div> 79.3%
9	遺漏值	5	<div><div></div></div> 0.5%

*Warning: these figures indicate the number of cases found in the data file. They cannot be interpreted as summary statistics of the population of interest.*

# **va1\_3: 1.**您當年在學校時參加過下列哪些活動(複選)?**(3)**系上辦的活動

**Information** [Type= discrete] [Format=numeric] [Range= 0-9] [Missing=\*]

**Statistics [NW/ W]** [Valid=962 /-] [Invalid=0 /-]

Value	Label	Cases	Percentage
0	沒有	237	<div><div></div></div> 24.6%
1	有	720	<div><div></div></div> 74.8%
9	遺漏值	5	<div><div></div></div> 0.5%

*Warning: these figures indicate the number of cases found in the data file. They cannot be interpreted as summary statistics of the population of interest.*

# **va1\_4: 1.**您當年在學校時參加過下列哪些活動(複選)?**(4)**學校主辦的活動

**Information** [Type= discrete] [Format=numeric] [Range= 0-9] [Missing=\*]

**Statistics [NW/ W]** [Valid=962 /-] [Invalid=0 /-]

Value	Label	Cases	Percentage
0	沒有	469	<div><div></div></div> 48.8%
1	有	488	<div><div></div></div> 50.7%
9	遺漏值	5	<div><div></div></div> 0.5%

*Warning: these figures indicate the number of cases found in the data file. They cannot be interpreted as summary statistics of the population of interest.*

# **va1\_5: 1.**您當年在學校時參加過下列哪些活動(複選)?**(5)**都沒有

**Information** [Type= discrete] [Format=numeric] [Range= 0-9] [Missing=\*]

**Statistics [NW/ W]** [Valid=962 /-] [Invalid=0 /-]

Value	Label	Cases	Percentage
0	沒有	907	<div><div></div></div> 94.3%
1	有	50	<div><div></div></div> 5.2%
9	遺漏值	5	<div><div></div></div> 0.5%

*Warning: these figures indicate the number of cases found in the data file. They cannot be interpreted as summary statistics of the population of interest.*

# **va1\_6: 1.**您當年在學校時參加過下列哪些活動(複選)?**(6)**其他

**Information** [Type= discrete] [Format=numeric] [Range= 0-9] [Missing=\*]

**Statistics [NW/ W]** [Valid=962 /-] [Invalid=0 /-]

## File : 校友














# **va1\_6: 1.**您當年在學校時參加過下列哪些活動(複選)?**(6)**其他

















Value	Label	Cases	Percentage
0	沒有	927	<div><div></div></div> 96.4%
1	有	30	<div><div></div></div> 3.1%
9	遺漏值	5	<div><div></div></div> 0.5%

*Warning: these figures indicate the number of cases found in the data file. They cannot be interpreted as summary statistics of the population of interest.*

# va2_1: 2.您當年在學校時比較常有下列哪些情形(複選)?(1)課餘大多在宿舍			
Information	[Type= discrete] [Format=numeric] [Range= 0-9] [Missing=*]		
Statistics [NW/ W]	[Valid=962 /-] [Invalid=0 /-]		
Value	Label	Cases	Percentage
0	沒有	593	<div><div></div></div> 61.6%
1	有	361	<div><div></div></div> 37.5%
9	遺漏值	8	<div><div></div></div> 0.8%
Warning: these figures indicate the number of cases found in the data file. They cannot be interpreted as summary statistics of the population of interest.			
# va2_2: 2.您當年在學校時比較常有下列哪些情形(複選)?(2)常和老師談話			
Information	[Type= discrete] [Format=numeric] [Range= 0-9] [Missing=*]		
Statistics [NW/ W]	[Valid=962 /-] [Invalid=0 /-]		
Value	Label	Cases	Percentage
0	沒有	845	<div><div></div></div> 87.8%
1	有	109	<div><div></div></div> 11.3%
9	遺漏值	8	<div><div></div></div> 0.8%
Warning: these figures indicate the number of cases found in the data file. They cannot be interpreted as summary statistics of the population of interest.			
# va2_3: 2.您當年在學校時比較常有下列哪些情形(複選)?(3)課餘大多與同學相處			
Information	[Type= discrete] [Format=numeric] [Range= 0-9] [Missing=*]		
Statistics [NW/ W]	[Valid=962 /-] [Invalid=0 /-]		
Value	Label	Cases	Percentage
0	沒有	218	<div><div></div></div> 22.7%
1	有	736	<div><div></div></div> 76.5%
9	遺漏值	8	<div><div></div></div> 0.8%
Warning: these figures indicate the number of cases found in the data file. They cannot be interpreted as summary statistics of the population of interest.			
# va2_4: 2.您當年在學校時比較常有下列哪些情形(複選)?(4)常到圖書館書			
Information	[Type= discrete] [Format=numeric] [Range= 0-9] [Missing=*]		
Statistics [NW/ W]	[Valid=962 /-] [Invalid=0 /-]		
Value	Label	Cases	Percentage
0	沒有	598	<div><div></div></div> 62.2%
1	有	356	<div><div></div></div> 37.0%
9	遺漏值	8	<div><div></div></div> 0.8%
Warning: these figures indicate the number of cases found in the data file. They cannot be interpreted as summary statistics of the population of interest.			
# va2_5: 2.您當年在學校時比較常有下列哪些情形(複選)?(5)常待在實驗室			
Information	[Type= discrete] [Format=numeric] [Range= 0-9] [Missing=*]		
Statistics [NW/ W]	[Valid=962 /-] [Invalid=0 /-]		
Value	Label	Cases	Percentage
0	沒有	907	<div><div></div></div> 94.3%
1	有	47	<div><div></div></div> 4.9%
9	遺漏值	8	<div><div></div></div> 0.8%
Warning: these figures indicate the number of cases found in the data file. They cannot be interpreted as summary statistics of the population of interest.			
# va2_6: 2.您當年在學校時比較常有下列哪些情形(複選)?(6)都沒有			
Information	[Type= discrete] [Format=numeric] [Range= 0-9] [Missing=*]		
Statistics [NW/ W]	[Valid=962 /-] [Invalid=0 /-]		

# va2_6: 2.您當年在學校時比較常有下列哪些情形(複選)?(6)都沒有			
Value	Label	Cases	Percentage
0	沒有	925	<div><div></div></div> 96.2%
1	有	29	<div><div></div></div> 3.0%
9	遺漏值	8	<div><div></div></div> 0.8%
Warning: these figures indicate the number of cases found in the data file. They cannot be interpreted as summary statistics of the population of interest.			
# va2_7: 2.您當年在學校時比較常有下列哪些情形(複選)?(7)其他			
Information	[Type= discrete] [Format=numeric] [Range= 0-9] [Missing=*]		
Statistics [NW/ W]	[Valid=962 /-] [Invalid=0 /-]		
Value	Label	Cases	Percentage
0	沒有	853	<div><div></div></div> 88.7%
1	有	101	<div><div></div></div> 10.5%
9	遺漏值	8	<div><div></div></div> 0.8%
Warning: these figures indicate the number of cases found in the data file. They cannot be interpreted as summary statistics of the population of interest.			
# va3_1: 3.現在回想起來， 您覺得學校在那一方面最令您懷念(複選)?(1)社團活動			
Information	[Type= discrete] [Format=numeric] [Range= 0-9] [Missing=*]		
Statistics [NW/ W]	[Valid=962 /-] [Invalid=0 /-]		
Value	Label	Cases	Percentage
0	沒有	604	<div><div></div></div> 62.8%
1	有	343	<div><div></div></div> 35.7%
9	遺漏值	15	<div><div></div></div> 1.6%
Warning: these figures indicate the number of cases found in the data file. They cannot be interpreted as summary statistics of the population of interest.			
# va3_2: 3.現在回想起來， 您覺得學校在那一方面最令您懷念(複選)?(2)班級活動			
Information	[Type= discrete] [Format=numeric] [Range= 0-9] [Missing=*]		
Statistics [NW/ W]	[Valid=962 /-] [Invalid=0 /-]		
Value	Label	Cases	Percentage
0	沒有	625	<div><div></div></div> 65.0%
1	有	322	<div><div></div></div> 33.5%
9	遺漏值	15	<div><div></div></div> 1.6%
Warning: these figures indicate the number of cases found in the data file. They cannot be interpreted as summary statistics of the population of interest.			
# va3_3: 3.現在回想起來， 您覺得學校在那一方面最令您懷念(複選)?(3)系上辦的活動			
Information	[Type= discrete] [Format=numeric] [Range= 0-9] [Missing=*]		
Statistics [NW/ W]	[Valid=962 /-] [Invalid=0 /-]		
Value	Label	Cases	Percentage
0	沒有	745	<div><div></div></div> 77.4%
1	有	202	<div><div></div></div> 21.0%
9	遺漏值	15	<div><div></div></div> 1.6%
Warning: these figures indicate the number of cases found in the data file. They cannot be interpreted as summary statistics of the population of interest.			
# va3_4: 3.現在回想起來， 您覺得學校在那一方面最令您懷念(複選)?(4)學校主辦的活動			
Information	[Type= discrete] [Format=numeric] [Range= 0-9] [Missing=*]		
Statistics [NW/ W]	[Valid=962 /-] [Invalid=0 /-]		
Value	Label	Cases	Percentage
0	沒有	861	<div><div></div></div> 89.5%

# va3_4: 3.現在回想起來，您覺得學校在那一方面最令您懷念(複選)?(5)學校主辦的活動			
Value	Label	Cases	Percentage
1	有	86	 8.9%
9	遺漏值	15	 1.6%
Warning: these figures indicate the number of cases found in the data file. They cannot be interpreted as summary statistics of the population of interest.			
# va3_5: 3.現在回想起來，您覺得學校在那一方面最令您懷念(複選)?(5)宿舍生活			
Information	[Type= discrete] [Format=numeric] [Range= 0-9] [Missing=*]		
Statistics [NW/ W]	[Valid=962 /-] [Invalid=0 /-]		
Value	Label	Cases	Percentage
0	沒有	636	 66.1%
1	有	311	 32.3%
9	遺漏值	15	 1.6%
Warning: these figures indicate the number of cases found in the data file. They cannot be interpreted as summary statistics of the population of interest.			
# va3_6: 3.現在回想起來，您覺得學校在那一方面最令您懷念(複選)?(6)和老師之互動			
Information	[Type= discrete] [Format=numeric] [Range= 0-9] [Missing=*]		
Statistics [NW/ W]	[Valid=962 /-] [Invalid=0 /-]		
Value	Label	Cases	Percentage
0	沒有	825	 85.8%
1	有	122	 12.7%
9	遺漏值	15	 1.6%
Warning: these figures indicate the number of cases found in the data file. They cannot be interpreted as summary statistics of the population of interest.			
# va3_7: 3.現在回想起來，您覺得學校在那一方面最令您懷念(複選)?(7)同學間的交往			
Information	[Type= discrete] [Format=numeric] [Range= 0-9] [Missing=*]		
Statistics [NW/ W]	[Valid=962 /-] [Invalid=0 /-]		
Value	Label	Cases	Percentage
0	沒有	331	 34.4%
1	有	616	 64.0%
9	遺漏值	15	 1.6%
Warning: these figures indicate the number of cases found in the data file. They cannot be interpreted as summary statistics of the population of interest.			
# va3_8: 3.現在回想起來，您覺得學校在那一方面最令您懷念(複選)?(8)課堂裡的學習			
Information	[Type= discrete] [Format=numeric] [Range= 0-9] [Missing=*]		
Statistics [NW/ W]	[Valid=962 /-] [Invalid=0 /-]		
Value	Label	Cases	Percentage
0	沒有	735	 76.4%
1	有	212	 22.0%
9	遺漏值	15	 1.6%
Warning: these figures indicate the number of cases found in the data file. They cannot be interpreted as summary statistics of the population of interest.			
# va3_9: 3.現在回想起來，您覺得學校在那一方面最令您懷念(複選)?(9)圖書館書			
Information	[Type= discrete] [Format=numeric] [Range= 0-9] [Missing=*]		
Statistics [NW/ W]	[Valid=962 /-] [Invalid=0 /-]		
Value	Label	Cases	Percentage
0	沒有	768	 79.8%
1	有	179	 18.6%

# va3_9: 3.現在回想起來，您覺得學校在那一方面最令您懷念(複選)?(9)圖書館書			
Value	Label	Cases	Percentage
9	遺漏值	15	 1.6%
Warning: these figures indicate the number of cases found in the data file. They cannot be interpreted as summary statistics of the population of interest.			
# va3_10: 3.現在回想起來，您覺得學校在那一方面最令您懷念(複選)?(10)實驗室生活			
Information	[Type= discrete] [Format=numeric] [Range= 0-9] [Missing=*]		
Statistics [NW/ W]	[Valid=962 /-] [Invalid=0 /-]		
Value	Label	Cases	Percentage
0	沒有	893	 92.8%
1	有	54	 5.6%
9	遺漏值	15	 1.6%
Warning: these figures indicate the number of cases found in the data file. They cannot be interpreted as summary statistics of the population of interest.			
# va3_11: 3.現在回想起來，您覺得學校在那一方面最令您懷念(複選)?(11)都沒有			
Information	[Type= discrete] [Format=numeric] [Range= 0-9] [Missing=*]		
Statistics [NW/ W]	[Valid=962 /-] [Invalid=0 /-]		
Value	Label	Cases	Percentage
0	沒有	924	 96.0%
1	有	23	 2.4%
9	遺漏值	15	 1.6%
Warning: these figures indicate the number of cases found in the data file. They cannot be interpreted as summary statistics of the population of interest.			
# va3_12: 3.現在回想起來，您覺得學校在那一方面最令您懷念(複選)?(12)其他			
Information	[Type= discrete] [Format=numeric] [Range= 0-9] [Missing=*]		
Statistics [NW/ W]	[Valid=962 /-] [Invalid=0 /-]		
Value	Label	Cases	Percentage
0	沒有	911	 94.7%
1	有	36	 3.7%
9	遺漏值	15	 1.6%
Warning: these figures indicate the number of cases found in the data file. They cannot be interpreted as summary statistics of the population of interest.			
# va4: 4.您畢業時，學校的設備和其他學校比較之下情況如何？			
Information	[Type= discrete] [Format=numeric] [Range= -1-5] [Missing=*]		
Statistics [NW/ W]	[Valid=962 /-] [Invalid=0 /-]		
Value	Label	Cases	Percentage
-1	遺漏值	22	 2.3%
1	很好	52	 5.4%
2	好	139	 14.4%
3	普通	424	 44.1%
4	不太好	234	 24.3%
5	很不好	91	 9.5%
Warning: these figures indicate the number of cases found in the data file. They cannot be interpreted as summary statistics of the population of interest.			
# va5: 5.您畢業時，學校的師資和其他學校比較之下情況如何？			
Information	[Type= discrete] [Format=numeric] [Range= -1-5] [Missing=*]		
Statistics [NW/ W]	[Valid=962 /-] [Invalid=0 /-]		



# va5: 5.您畢業時，學校的師資和其他學校比較之下情況如何？				
Value	Label	Cases	Percentage	
-1	遺漏值	20	<div><div></div></div>	2.1%
1	很好	36	<div><div></div></div>	3.7%
2	好	196	<div><div></div></div>	20.4%
3	普通	462	<div><div></div></div>	48.0%
4	不太好	194	<div><div></div></div>	20.2%
5	很不好	54	<div><div></div></div>	5.6%
Warning: these figures indicate the number of cases found in the data file. They cannot be interpreted as summary statistics of the population of interest.				
# va6: 6.在大學時，您與同學間的往來情形如何？				
Information	[Type= discrete] [Format=numeric] [Range= -1-5] [Missing=*]			
Statistics [NW/ W]	[Valid=962 /-] [Invalid=0 /-]			
Value	Label	Cases	Percentage	
-1	遺漏值	12	<div><div></div></div>	1.2%
1	很密切	163	<div><div></div></div>	16.9%
2	密切	458	<div><div></div></div>	47.6%
3	普通	291	<div><div></div></div>	30.2%
4	不太密切	27	<div><div></div></div>	2.8%
5	很不密切	11	<div><div></div></div>	1.1%
Warning: these figures indicate the number of cases found in the data file. They cannot be interpreted as summary statistics of the population of interest.				
# va7: 7.在大學時，您與老師間的往來情形如何？				
Information	[Type= discrete] [Format=numeric] [Range= -1-5] [Missing=*]			
Statistics [NW/ W]	[Valid=962 /-] [Invalid=0 /-]			
Value	Label	Cases	Percentage	
-1	遺漏值	12	<div><div></div></div>	1.2%
1	很密切	17	<div><div></div></div>	1.8%
2	密切	141	<div><div></div></div>	14.7%
3	普通	449	<div><div></div></div>	46.7%
4	不太密切	243	<div><div></div></div>	25.3%
5	很不密切	100	<div><div></div></div>	10.4%
Warning: these figures indicate the number of cases found in the data file. They cannot be interpreted as summary statistics of the population of interest.				
# va8: 8.老師對您繼續深造方面的幫助如何？				
Information	[Type= discrete] [Format=numeric] [Range= -1-9] [Missing=*]			
Statistics [NW/ W]	[Valid=962 /-] [Invalid=0 /-]			
Value	Label	Cases	Percentage	
-1	遺漏值	75	<div><div></div></div>	7.8%
1	沒有幫助	556	<div><div></div></div>	57.8%
2	有些幫助	272	<div><div></div></div>	28.3%
3	有很大幫助	57	<div><div></div></div>	5.9%
9	遺漏值	2	<div><div></div></div>	0.2%
Warning: these figures indicate the number of cases found in the data file. They cannot be interpreted as summary statistics of the population of interest.				
# va9: 9.老師對您就業方面的幫助如何？				
Information	[Type= discrete] [Format=numeric] [Range= -1-3] [Missing=*]			
Statistics [NW/ W]	[Valid=962 /-] [Invalid=0 /-]			

# <b>va9: 9.</b> 老師對您就業方面的幫助如何？				
Value	Label	Cases	Percentage	
-1	遺漏值	37	<div><div></div></div> 3.8%	
1	沒有幫助	672	<div><div></div></div> 69.9%	
2	有些幫助	206	<div><div></div></div> 21.4%	
3	有很大幫助	47	<div><div></div></div> 4.9%	
Warning: these figures indicate the number of cases found in the data file. They cannot be interpreted as summary statistics of the population of interest.				
# <b>va12: 12.</b> 過去五年以來， 您與大學同班同學一起聚會的情形如何？				
Information	[Type= discrete] [Format=numeric] [Range= -1-5] [Missing=*]			
Statistics [NW/ W]	[Valid=962 /-] [Invalid=0 /-]			
Value	Label	Cases	Percentage	
-1	遺漏值	20	<div><div></div></div> 2.1%	
1	平均一年兩、三次	180	<div><div></div></div> 18.7%	
2	每年至少一次	197	<div><div></div></div> 20.5%	
3	二年一次左右	140	<div><div></div></div> 14.6%	
4	五年來僅一兩次	263	<div><div></div></div> 27.3%	
5	五年來都沒有	162	<div><div></div></div> 16.8%	
Warning: these figures indicate the number of cases found in the data file. They cannot be interpreted as summary statistics of the population of interest.				
# <b>va13: 13.</b> 過去五年以來， 您與大學時同社團的同學一起聚會的情形如何？				
Information	[Type= discrete] [Format=numeric] [Range= -1-6] [Missing=*]			
Statistics [NW/ W]	[Valid=962 /-] [Invalid=0 /-]			
Value	Label	Cases	Percentage	
-1	遺漏值	29	<div><div></div></div> 3.0%	
1	平均一年兩、三次	43	<div><div></div></div> 4.5%	
2	每年至少一次	66	<div><div></div></div> 6.9%	
3	二年一次左右	31	<div><div></div></div> 3.2%	
4	五年來僅一兩次	83	<div><div></div></div> 8.6%	
5	五年來都沒有	495	<div><div></div></div> 51.5%	
6	在學時未曾加入社團	215	<div><div></div></div> 22.3%	
Warning: these figures indicate the number of cases found in the data file. They cannot be interpreted as summary statistics of the population of interest.				
# <b>va14: 14.</b> 過去五年以來， 您與大學時在其他活動認識的同學一起聚會的情形如何？				
Information	[Type= discrete] [Format=numeric] [Range= -1-6] [Missing=*]			
Statistics [NW/ W]	[Valid=962 /-] [Invalid=0 /-]			
Value	Label	Cases	Percentage	
-1	遺漏值	34	<div><div></div></div> 3.5%	
1	平均一年兩、三次	51	<div><div></div></div> 5.3%	
2	每年至少一次	55	<div><div></div></div> 5.7%	
3	二年一次左右	39	<div><div></div></div> 4.1%	
4	五年來僅一兩次	144	<div><div></div></div> 15.0%	
5	五年來都沒有	516	<div><div></div></div> 53.6%	
6	在學時未曾參加其他活動	123	<div><div></div></div> 12.8%	
Warning: these figures indicate the number of cases found in the data file. They cannot be interpreted as summary statistics of the population of interest.				
# <b>va15: 15.</b> 目前來往比較密切的五個朋友中， 有幾個是大學時就認識的系友或校友？				
Information	[Type= discrete] [Format=numeric] [Range= -1-5] [Missing=*]			

# va15: 15.目前來往比較密切的五個朋友中，有幾個是大學時就認識的系友或校友？			
Statistics [NW/ W]		[Valid=962 /-] [Invalid=0 /-]	
Value	Label	Cases	Percentage
-1	遺漏值	46	<div><div></div></div> 4.8%
0	沒有	163	<div><div></div></div> 16.9%
1	一個	142	<div><div></div></div> 14.8%
2	二個	235	<div><div></div></div> 24.4%
3	三個	195	<div><div></div></div> 20.3%
4	四個	67	<div><div></div></div> 7.0%
5	五個	114	<div><div></div></div> 11.9%
Warning: these figures indicate the number of cases found in the data file. They cannot be interpreted as summary statistics of the population of interest.			
# va16: 16.目前來往比較密切的五個朋友中，有沒有畢業以後才認識的大學校友？			
Information		[Type= discrete] [Format=numeric] [Range= -1-2] [Missing=*]	
Statistics [NW/ W]		[Valid=962 /-] [Invalid=0 /-]	
Value	Label	Cases	Percentage
-1	遺漏值	29	<div><div></div></div> 3.0%
1	有	389	<div><div></div></div> 40.4%
2	沒有	544	<div><div></div></div> 56.5%
Warning: these figures indicate the number of cases found in the data file. They cannot be interpreted as summary statistics of the population of interest.			
# vb1_1: 1.過去五年來，您知不知道系友會曾舉辦過哪些活動(複選)?(1)聯誼(郊遊、運動競賽)			
Information		[Type= discrete] [Format=numeric] [Range= -1-1] [Missing=*]	
Statistics [NW/ W]		[Valid=962 /-] [Invalid=0 /-]	
Value	Label	Cases	Percentage
-1	遺漏值	9	<div><div></div></div> 0.9%
0	不是	616	<div><div></div></div> 64.0%
1	是	337	<div><div></div></div> 35.0%
Warning: these figures indicate the number of cases found in the data file. They cannot be interpreted as summary statistics of the population of interest.			
# vb1_2: 1.過去五年來，您知不知道系友會曾舉辦過哪些活動(複選)?(2)演講			
Information		[Type= discrete] [Format=numeric] [Range= -1-1] [Missing=*]	
Statistics [NW/ W]		[Valid=962 /-] [Invalid=0 /-]	
Value	Label	Cases	Percentage
-1	遺漏值	9	<div><div></div></div> 0.9%
0	不是	741	<div><div></div></div> 77.0%
1	是	212	<div><div></div></div> 22.0%
Warning: these figures indicate the number of cases found in the data file. They cannot be interpreted as summary statistics of the population of interest.			
# vb1_3: 1.過去五年來，您知不知道系友會曾舉辦過哪些活動(複選)?(3)系慶活動			
Information		[Type= discrete] [Format=numeric] [Range= -1-1] [Missing=*]	
Statistics [NW/ W]		[Valid=962 /-] [Invalid=0 /-]	
Value	Label	Cases	Percentage
-1	遺漏值	8	<div><div></div></div> 0.8%
0	不是	536	<div><div></div></div> 55.7%
1	是	418	<div><div></div></div> 43.5%
Warning: these figures indicate the number of cases found in the data file. They cannot be interpreted as summary statistics of the population of interest.			

# vb1_4: 1.過去五年來，您知不知道系友會曾舉辦過哪些活動(複選)?(4)募款活動			
Information	[Type= discrete] [Format=numeric] [Range= -1-1] [Missing=*]		
Statistics [NW/ W]	[Valid=962 /-] [Invalid=0 /-]		
Value	Label	Cases	Percentage
-1	遺漏值	8	0.8%
0	不是	539	56.0%
1	是	415	43.1%
Warning: these figures indicate the number of cases found in the data file. They cannot be interpreted as summary statistics of the population of interest.			
# vb1_5: 1.過去五年來，您知不知道系友會曾舉辦過哪些活動(複選)?(5)例行會議			
Information	[Type= discrete] [Format=numeric] [Range= -1-1] [Missing=*]		
Statistics [NW/ W]	[Valid=962 /-] [Invalid=0 /-]		
Value	Label	Cases	Percentage
-1	遺漏值	8	0.8%
0	不是	791	82.2%
1	是	163	16.9%
Warning: these figures indicate the number of cases found in the data file. They cannot be interpreted as summary statistics of the population of interest.			
# vb1_6: 1.過去五年來，您知不知道系友會曾舉辦過哪些活動(複選)?(6)沒有辦活動(跳答3.)			
Information	[Type= discrete] [Format=numeric] [Range= -1-1] [Missing=*]		
Statistics [NW/ W]	[Valid=962 /-] [Invalid=0 /-]		
Value	Label	Cases	Percentage
-1	遺漏值	8	0.8%
0	不是	913	94.9%
1	是	41	4.3%
Warning: these figures indicate the number of cases found in the data file. They cannot be interpreted as summary statistics of the population of interest.			
# vb1_7: 1.過去五年來，您知不知道系友會曾舉辦過哪些活動(複選)?(7)不知道(跳答4.)			
Information	[Type= discrete] [Format=numeric] [Range= -1-1] [Missing=*]		
Statistics [NW/ W]	[Valid=962 /-] [Invalid=0 /-]		
Value	Label	Cases	Percentage
-1	遺漏值	8	0.8%
0	不是	695	72.2%
1	是	259	26.9%
Warning: these figures indicate the number of cases found in the data file. They cannot be interpreted as summary statistics of the population of interest.			
# vb1_8: 1.過去五年來，您知不知道系友會曾舉辦過哪些活動(複選)?(8)其他			
Information	[Type= discrete] [Format=numeric] [Range= -1-1] [Missing=*]		
Statistics [NW/ W]	[Valid=962 /-] [Invalid=0 /-]		
Value	Label	Cases	Percentage
-1	遺漏值	8	0.8%
0	不是	930	96.7%
1	是	24	2.5%
Warning: these figures indicate the number of cases found in the data file. They cannot be interpreted as summary statistics of the population of interest.			
# vb2: 2.過去五年來，您有沒有參加系友會的活動?			
Information	[Type= discrete] [Format=numeric] [Range= -1-3] [Missing=*]		
Statistics [NW/ W]	[Valid=962 /-] [Invalid=0 /-]		

# vb2: 2.過去五年來，您有沒有參加系友會的活動？			
Value	Label	Cases	Percentage
-1	遺漏值	17	1.8%
0	遺漏值	257	26.7%
1	有(續答2-1及2-2)	279	29.0%
2	沒有(跳答2-3)	384	39.9%
3	沒有系友會(跳答4)	25	2.6%
Warning: these figures indicate the number of cases found in the data file. They cannot be interpreted as summary statistics of the population of interest.			
# vb2_1_1: 2-1.過去五年來，您曾經參加過系友會哪些活動(複選)?(1)聯誼(郊遊、運動競賽)			
Information	[Type= discrete] [Format=numeric] [Range= -1-1] [Missing=*]		
Statistics [NW/ W]	[Valid=962 /-] [Invalid=0 /-]		
Value	Label	Cases	Percentage
-1	遺漏值	10	1.0%
0	不是	812	84.4%
1	是	140	14.6%
Warning: these figures indicate the number of cases found in the data file. They cannot be interpreted as summary statistics of the population of interest.			
# vb2_1_2: 2-1.過去五年來，您曾經參加過系友會哪些活動(複選)?(2)演講			
Information	[Type= discrete] [Format=numeric] [Range= -1-1] [Missing=*]		
Statistics [NW/ W]	[Valid=962 /-] [Invalid=0 /-]		
Value	Label	Cases	Percentage
-1	遺漏值	10	1.0%
0	不是	863	89.7%
1	是	89	9.3%
Warning: these figures indicate the number of cases found in the data file. They cannot be interpreted as summary statistics of the population of interest.			
# vb2_1_3: 2-1.過去五年來，您曾經參加過系友會哪些活動(複選)?(3)系慶活動			
Information	[Type= discrete] [Format=numeric] [Range= -1-1] [Missing=*]		
Statistics [NW/ W]	[Valid=962 /-] [Invalid=0 /-]		
Value	Label	Cases	Percentage
-1	遺漏值	10	1.0%
0	不是	813	84.5%
1	是	139	14.4%
Warning: these figures indicate the number of cases found in the data file. They cannot be interpreted as summary statistics of the population of interest.			
# vb2_1_4: 2-1.過去五年來，您曾經參加過系友會哪些活動(複選)?(4)募款活動			
Information	[Type= discrete] [Format=numeric] [Range= -1-1] [Missing=*]		
Statistics [NW/ W]	[Valid=962 /-] [Invalid=0 /-]		
Value	Label	Cases	Percentage
-1	遺漏值	10	1.0%
0	不是	842	87.5%
1	是	110	11.4%
Warning: these figures indicate the number of cases found in the data file. They cannot be interpreted as summary statistics of the population of interest.			
# vb2_1_5: 2-1.過去五年來，您曾經參加過系友會哪些活動(複選)?(5)例行會議			
Information	[Type= discrete] [Format=numeric] [Range= -1-1] [Missing=*]		
Statistics [NW/ W]	[Valid=962 /-] [Invalid=0 /-]		

# vb2_1_5: 2-1.過去五年來，您曾經參加過系友會哪些活動(複選)?(5)例行會議			
Value	Label	Cases	Percentage
-1	遺漏值	10	1.0%
0	不是	868	90.2%
1	是	84	8.7%
Warning: these figures indicate the number of cases found in the data file. They cannot be interpreted as summary statistics of the population of interest.			
# vb2_1_6: 2-1.過去五年來，您曾經參加過系友會哪些活動(複選)?(6)都沒有			
Information	[Type= discrete] [Format=numeric] [Range= -1-1] [Missing=*]		
Statistics [NW/ W]	[Valid=962 /-] [Invalid=0 /-]		
Value	Label	Cases	Percentage
-1	遺漏值	10	1.0%
0	不是	904	94.0%
1	是	48	5.0%
Warning: these figures indicate the number of cases found in the data file. They cannot be interpreted as summary statistics of the population of interest.			
# vb2_1_7: 2-1.過去五年來，您曾經參加過系友會哪些活動(複選)?(7)其他			
Information	[Type= discrete] [Format=numeric] [Range= -1-1] [Missing=*]		
Statistics [NW/ W]	[Valid=962 /-] [Invalid=0 /-]		
Value	Label	Cases	Percentage
-1	遺漏值	10	1.0%
0	不是	937	97.4%
1	是	15	1.6%
Warning: these figures indicate the number of cases found in the data file. They cannot be interpreted as summary statistics of the population of interest.			
# vb2_2_1: 2-2.您是如何參加系友會活動的(複選)?(1)系友會主動聯絡(跳答3)			
Information	[Type= discrete] [Format=numeric] [Range= -1-1] [Missing=*]		
Statistics [NW/ W]	[Valid=962 /-] [Invalid=0 /-]		
Value	Label	Cases	Percentage
-1	遺漏值	9	0.9%
0	不是	699	72.7%
1	是	254	26.4%
Warning: these figures indicate the number of cases found in the data file. They cannot be interpreted as summary statistics of the population of interest.			
# vb2_2_2: 2-2.您是如何參加系友會活動的(複選)?(2)其他系友介紹(跳答3)			
Information	[Type= discrete] [Format=numeric] [Range= -1-1] [Missing=*]		
Statistics [NW/ W]	[Valid=962 /-] [Invalid=0 /-]		
Value	Label	Cases	Percentage
-1	遺漏值	9	0.9%
0	不是	919	95.5%
1	是	34	3.5%
Warning: these figures indicate the number of cases found in the data file. They cannot be interpreted as summary statistics of the population of interest.			
# vb2_2_3: 2-2.您是如何參加系友會活動的(複選)?(3)自行參加(跳答3)			
Information	[Type= discrete] [Format=numeric] [Range= -1-1] [Missing=*]		
Statistics [NW/ W]	[Valid=962 /-] [Invalid=0 /-]		
Value	Label	Cases	Percentage
-1	遺漏值	9	0.9%

# **vb2\_2\_3: 2-2.您是如何參加系友會活動的(複選)?(3)自行參加(跳答3)**

Value	Label	Cases	Percentage
0	不是	913	<div></div> 94.9%
1	是	40	<div></div> 4.2%

*Warning: these figures indicate the number of cases found in the data file. They cannot be interpreted as summary statistics of the population of interest.*

# **vb2\_2\_4: 2-2.您是如何參加系友會活動的(複選)?(4)其他(跳答3)**

<b>Information</b>	[Type= discrete] [Format=numeric] [Range= -1-1] [Missing=*]
<b>Statistics [NW/ W]</b>	[Valid=962 /-] [Invalid=0 /-]

Value	Label	Cases	Percentage
-1	遺漏值	9	<div></div> 0.9%
0	不是	941	<div></div> 97.8%
1	是	12	<div></div> 1.2%

*Warning: these figures indicate the number of cases found in the data file. They cannot be interpreted as summary statistics of the population of interest.*

# vb2_3: 2-3.您為什麼沒有參加系友會的活動?			
Information	[Type= discrete] [Format=numeric] [Range= -1-4] [Missing=*]		
Statistics [NW/ W]	[Valid=962 /-] [Invalid=0 /-]		
Value	Label	Cases	Percentage
-1	遺漏值	41	4.3%
0	遺漏值	533	55.4%
1	不知道有活動	45	4.7%
2	時間無法配合	205	21.3%
3	興趣不大	124	12.9%
4	其他	14	1.5%
Warning: these figures indicate the number of cases found in the data file. They cannot be interpreted as summary statistics of the population of interest.			
# vb3: 3.您有沒有擔任過系友會的幹部?			
Information	[Type= discrete] [Format=numeric] [Range= -1-2] [Missing=*]		
Statistics [NW/ W]	[Valid=962 /-] [Invalid=0 /-]		
Value	Label	Cases	Percentage
-1	遺漏值	27	2.8%
0	遺漏值	245	25.5%
1	有	105	10.9%
2	沒有	585	60.8%
Warning: these figures indicate the number of cases found in the data file. They cannot be interpreted as summary statistics of the population of interest.			
# vb3_1: 3.(1)您有擔任過系友會的幹部，開始年份			
Information	[Type= discrete] [Format=numeric] [Range= 0-99] [Missing=*]		
Statistics [NW/ W]	[Valid=962 /-] [Invalid=0 /-]		
Value	Label	Cases	Percentage
0	遺漏值	842	87.5%
1	遺漏值	1	0.1%
4	遺漏值	1	0.1%
9	遺漏值	1	0.1%
51		1	0.1%
57		1	0.1%
60		1	0.1%
65		3	0.3%
66		1	0.1%
67		1	0.1%
68		1	0.1%
69		2	0.2%
71		2	0.2%
72		1	0.1%
73		4	0.4%
74		3	0.3%
75		4	0.4%
76		5	0.5%
77		3	0.3%
78		3	0.3%
79		2	0.2%



# vb3_1: 3.(1)您有擔任過系友會的幹部，開始年份			
Value	Label	Cases	Percentage
80		3	0.3%
81		4	0.4%
82		7	0.7%
83		9	0.9%
84		5	0.5%
85		6	0.6%
99	遺漏值	45	4.7%
Warning: these figures indicate the number of cases found in the data file. They cannot be interpreted as summary statistics of the population of interest.			
# vb3_2: 3.(1)您有擔任過系友會的幹部，結束年份			
Information	[Type= discrete] [Format=numeric] [Range= 0-99] [Missing=*]		
Statistics [NW/ W]	[Valid=962 /-] [Invalid=0 /-]		
Value	Label	Cases	Percentage
0	遺漏值	839	87.2%
1	遺漏值	3	0.3%
3	遺漏值	1	0.1%
5	遺漏值	1	0.1%
9	遺漏值	1	0.1%
67		1	0.1%
68		1	0.1%
69		1	0.1%
71		1	0.1%
72		2	0.2%
74		4	0.4%
75		2	0.2%
76		2	0.2%
77		3	0.3%
78		4	0.4%
80		3	0.3%
81		1	0.1%
82		3	0.3%
83		4	0.4%
84		4	0.4%
85		26	2.7%
86		5	0.5%
87		1	0.1%
99	遺漏值	49	5.1%
Warning: these figures indicate the number of cases found in the data file. They cannot be interpreted as summary statistics of the population of interest.			
# vb4_1: 4.過去五年來，您知不知道大學校友會曾舉辦過哪些活動(複選)?(1)聯誼(郊遊、運動競賽)			
Information	[Type= discrete] [Format=numeric] [Range= -1-99] [Missing=*]		
Statistics [NW/ W]	[Valid=962 /-] [Invalid=0 /-]		
Value	Label	Cases	Percentage
-1	遺漏值	9	0.9%
0	不是	572	59.5%
1	是	381	39.6%

# <b>vb4_1: 4.</b> 過去五年來，您知不知道大學校友會曾舉辦過哪些活動(複選)? <b>(1)</b> 聯誼(郊遊、運動競賽)			
Value	Label	Cases	Percentage
9	遺漏值	0	
99	遺漏值	0	
Warning: these figures indicate the number of cases found in the data file. They cannot be interpreted as summary statistics of the population of interest.			
# <b>vb4_2: 4.</b> 過去五年來，您知不知道大學校友會曾舉辦過哪些活動(複選)? <b>(2)</b> 演講			
Information	[Type= discrete] [Format=numeric] [Range= -1-99] [Missing=*]		
Statistics [NW/ W]	[Valid=962 /-] [Invalid=0 /-]		
Value	Label	Cases	Percentage
-1	遺漏值	9	0.9%
0	不是	726	75.5%
1	是	227	23.6%
9	遺漏值	0	
99	遺漏值	0	
Warning: these figures indicate the number of cases found in the data file. They cannot be interpreted as summary statistics of the population of interest.			
# <b>vb4_3: 4.</b> 過去五年來，您知不知道大學校友會曾舉辦過哪些活動(複選)? <b>(3)</b> 校慶活動			
Information	[Type= discrete] [Format=numeric] [Range= -1-1] [Missing=*]		
Statistics [NW/ W]	[Valid=962 /-] [Invalid=0 /-]		
Value	Label	Cases	Percentage
-1	遺漏值	8	0.8%
0	不是	370	38.5%
1	是	584	60.7%
Warning: these figures indicate the number of cases found in the data file. They cannot be interpreted as summary statistics of the population of interest.			
# <b>vb4_4: 4.</b> 過去五年來，您知不知道大學校友會曾舉辦過哪些活動(複選)? <b>(4)</b> 募款活動			
Information	[Type= discrete] [Format=numeric] [Range= -1-1] [Missing=*]		
Statistics [NW/ W]	[Valid=962 /-] [Invalid=0 /-]		
Value	Label	Cases	Percentage
-1	遺漏值	8	0.8%
0	不是	467	48.5%
1	是	487	50.6%
Warning: these figures indicate the number of cases found in the data file. They cannot be interpreted as summary statistics of the population of interest.			
# <b>vb4_5: 4.</b> 過去五年來，您知不知道大學校友會曾舉辦過哪些活動(複選)? <b>(5)</b> 例行會議			
Information	[Type= discrete] [Format=numeric] [Range= -1-1] [Missing=*]		
Statistics [NW/ W]	[Valid=962 /-] [Invalid=0 /-]		
Value	Label	Cases	Percentage
-1	遺漏值	8	0.8%
0	不是	741	77.0%
1	是	213	22.1%
Warning: these figures indicate the number of cases found in the data file. They cannot be interpreted as summary statistics of the population of interest.			
# <b>vb4_6: 4.</b> 過去五年來，您知不知道大學校友會曾舉辦過哪些活動(複選)? <b>(6)</b> 沒有辦活動(跳答 <b>6</b> )			
Information	[Type= discrete] [Format=numeric] [Range= -1-1] [Missing=*]		
Statistics [NW/ W]	[Valid=962 /-] [Invalid=0 /-]		

# vb4_6: 4.過去五年來， 您知不知道大學校友會曾舉辦過哪些活動(複選)?(6)沒有辦活動(跳答6)			
Value	Label	Cases	Percentage
-1	遺漏值	8	0.8%
0	不是	945	98.2%
1	是	9	0.9%
Warning: these figures indicate the number of cases found in the data file. They cannot be interpreted as summary statistics of the population of interest.			
# vb4_7: 4.過去五年來， 您知不知道大學校友會曾舉辦過哪些活動(複選)?(7)不知道(跳答7)			
Information	[Type= discrete] [Format=numeric] [Range= -1-1] [Missing=*]		
Statistics [NW/ W]	[Valid=962 /-] [Invalid=0 /-]		
Value	Label	Cases	Percentage
-1	遺漏值	8	0.8%
0	不是	737	76.6%
1	是	217	22.6%
Warning: these figures indicate the number of cases found in the data file. They cannot be interpreted as summary statistics of the population of interest.			
# vb4_8: 4.過去五年來， 您知不知道大學校友會曾舉辦過哪些活動(複選)?(8)其他			
Information	[Type= discrete] [Format=numeric] [Range= -1-1] [Missing=*]		
Statistics [NW/ W]	[Valid=962 /-] [Invalid=0 /-]		
Value	Label	Cases	Percentage
-1	遺漏值	8	0.8%
0	不是	947	98.4%
1	是	7	0.7%
Warning: these figures indicate the number of cases found in the data file. They cannot be interpreted as summary statistics of the population of interest.			
# card3: 卡號三			
Information	[Type= discrete] [Format=numeric] [Range= 3-3] [Missing=*]		
Statistics [NW/ W]	[Valid=962 /-] [Invalid=0 /-] [Mean=3 /-] [StdDev=0 /-]		
Value	Label	Cases	Percentage
3		962	100.0%
Warning: these figures indicate the number of cases found in the data file. They cannot be interpreted as summary statistics of the population of interest.			
# id3: 編號三			
Information	[Type= continuous] [Format=numeric] [Range= 1003-7600] [Missing=*]		
Statistics [NW/ W]	[Valid=962 /-] [Invalid=0 /-] [Mean=4323.4 /-] [StdDev=1789.185 /-]		
# vb5: 5.過去五年來， 您有沒有參加大學校友會的活動?			
Information	[Type= discrete] [Format=numeric] [Range= -1-3] [Missing=*]		
Statistics [NW/ W]	[Valid=962 /-] [Invalid=0 /-]		
Value	Label	Cases	Percentage
-1	遺漏值	12	1.2%
0	遺漏值	189	19.6%
1	有(續答5-1及5-2)	262	27.2%
2	沒有(跳答5-3)	498	51.8%
3	沒有系友會(跳答7)	1	0.1%
Warning: these figures indicate the number of cases found in the data file. They cannot be interpreted as summary statistics of the population of interest.			
# vb5_1_1: 5-1.過去五年來， 您曾經參加過大學校友會哪些活動(複選)?(1)聯誼(郊遊、運動競賽)			
Information	[Type= discrete] [Format=numeric] [Range= -1-1] [Missing=*]		

# vb5_1_1: 5-1.過去五年來，您曾經參加過大學校友會哪些活動(複選)?(1)聯誼(郊遊、運動競賽)			
Statistics [NW/ W]		[Valid=962 /-] [Invalid=0 /-]	
Value	Label	Cases	Percentage
-1	遺漏值	13	1.4%
0	不是	823	85.6%
1	是	126	13.1%
Warning: these figures indicate the number of cases found in the data file. They cannot be interpreted as summary statistics of the population of interest.			
# vb5_1_2: 5-1.過去五年來，您曾經參加過大學校友會哪些活動(複選)?(2)演講			
Information		[Type= discrete] [Format=numeric] [Range= -1-1] [Missing=*]	
Statistics [NW/ W]		[Valid=962 /-] [Invalid=0 /-]	
Value	Label	Cases	Percentage
-1	遺漏值	13	1.4%
0	不是	878	91.3%
1	是	71	7.4%
Warning: these figures indicate the number of cases found in the data file. They cannot be interpreted as summary statistics of the population of interest.			
# vb5_1_3: 5-1.過去五年來，您曾經參加過大學校友會哪些活動(複選)?(3)校慶活動			
Information		[Type= discrete] [Format=numeric] [Range= -1-1] [Missing=*]	
Statistics [NW/ W]		[Valid=962 /-] [Invalid=0 /-]	
Value	Label	Cases	Percentage
-1	遺漏值	13	1.4%
0	不是	773	80.4%
1	是	176	18.3%
Warning: these figures indicate the number of cases found in the data file. They cannot be interpreted as summary statistics of the population of interest.			
# vb5_1_4: 5-1.過去五年來，您曾經參加過大學校友會哪些活動(複選)?(4)募款活動			
Information		[Type= discrete] [Format=numeric] [Range= -1-1] [Missing=*]	
Statistics [NW/ W]		[Valid=962 /-] [Invalid=0 /-]	
Value	Label	Cases	Percentage
-1	遺漏值	13	1.4%
0	不是	855	88.9%
1	是	94	9.8%
Warning: these figures indicate the number of cases found in the data file. They cannot be interpreted as summary statistics of the population of interest.			
# vb5_1_5: 5-1.過去五年來，您曾經參加過大學校友會哪些活動(複選)?(5)例行會議			
Information		[Type= discrete] [Format=numeric] [Range= -1-1] [Missing=*]	
Statistics [NW/ W]		[Valid=962 /-] [Invalid=0 /-]	
Value	Label	Cases	Percentage
-1	遺漏值	13	1.4%
0	不是	883	91.8%
1	是	66	6.9%
Warning: these figures indicate the number of cases found in the data file. They cannot be interpreted as summary statistics of the population of interest.			
# vb5_1_6: 5-1.過去五年來，您曾經參加過大學校友會哪些活動(複選)?(6)都沒有			
Information		[Type= discrete] [Format=numeric] [Range= -1-1] [Missing=*]	
Statistics [NW/ W]		[Valid=962 /-] [Invalid=0 /-]	

# vb5_1_6: 5-1.過去五年來，您曾經參加過大學校友會哪些活動(複選)?(6)都沒有			
Value	Label	Cases	Percentage
-1	遺漏值	13	1.4%
0	不是	902	93.8%
1	是	47	4.9%
Warning: these figures indicate the number of cases found in the data file. They cannot be interpreted as summary statistics of the population of interest.			
# vb5_1_7: 5-1.過去五年來，您曾經參加過大學校友會哪些活動(複選)?(7)其他			
Information	[Type= discrete] [Format=numeric] [Range= -1-1] [Missing=*]		
Statistics [NW/ W]	[Valid=962 /-] [Invalid=0 /-]		
Value	Label	Cases	Percentage
-1	遺漏值	13	1.4%
0	不是	945	98.2%
1	是	4	0.4%
Warning: these figures indicate the number of cases found in the data file. They cannot be interpreted as summary statistics of the population of interest.			
# vb5_2_1: 5-2.您是如何參加大學校友會活動的(複選)?(1)校友會主動聯絡(跳答6.)			
Information	[Type= discrete] [Format=numeric] [Range= -1-1] [Missing=*]		
Statistics [NW/ W]	[Valid=962 /-] [Invalid=0 /-]		
Value	Label	Cases	Percentage
-1	遺漏值	14	1.5%
0	不是	706	73.4%
1	是	242	25.2%
Warning: these figures indicate the number of cases found in the data file. They cannot be interpreted as summary statistics of the population of interest.			
# vb5_2_2: 5-2.您是如何參加大學校友會活動的(複選)?(2)其他校友介紹(跳答6.)			
Information	[Type= discrete] [Format=numeric] [Range= -1-1] [Missing=*]		
Statistics [NW/ W]	[Valid=962 /-] [Invalid=0 /-]		
Value	Label	Cases	Percentage
-1	遺漏值	14	1.5%
0	不是	917	95.3%
1	是	31	3.2%
Warning: these figures indicate the number of cases found in the data file. They cannot be interpreted as summary statistics of the population of interest.			
# vb5_2_3: 5-2.您是如何參加大學校友會活動的(複選)?(3)自行參加(跳答6.)			
Information	[Type= discrete] [Format=numeric] [Range= -1-1] [Missing=*]		
Statistics [NW/ W]	[Valid=962 /-] [Invalid=0 /-]		
Value	Label	Cases	Percentage
-1	遺漏值	14	1.5%
0	不是	906	94.2%
1	是	42	4.4%
Warning: these figures indicate the number of cases found in the data file. They cannot be interpreted as summary statistics of the population of interest.			
# vb5_2_4: 5-2.您是如何參加大學校友會活動的(複選)?(4)其他(跳答6.)			
Information	[Type= discrete] [Format=numeric] [Range= -1-1] [Missing=*]		
Statistics [NW/ W]	[Valid=962 /-] [Invalid=0 /-]		
Value	Label	Cases	Percentage
-1	遺漏值	14	1.5%

# vb5_2_4: 5-2.您是如何參加大學校友會活動的(複選)?(4)其他(跳答6.)			
Value	Label	Cases	Percentage
0	不是	942	97.9%
1	是	6	0.6%
Warning: these figures indicate the number of cases found in the data file. They cannot be interpreted as summary statistics of the population of interest.			
# vb5_3: 5-3.您為什麼沒有參加大學校友會的活動?			
Information	[Type= discrete] [Format=numeric] [Range= -1-4] [Missing=*]		
Statistics [NW/ W]	[Valid=962 /-] [Invalid=0 /-]		
Value	Label	Cases	Percentage
-1	遺漏值	37	3.8%
0	遺漏值	442	45.9%
1	不知道有活動	33	3.4%
2	時間無法配合	213	22.1%
3	興趣不大	222	23.1%
4	其他	15	1.6%
Warning: these figures indicate the number of cases found in the data file. They cannot be interpreted as summary statistics of the population of interest.			
# vb6: 6.您有沒有擔任過大學校友會的幹部?			
Information	[Type= discrete] [Format=numeric] [Range= -1-2] [Missing=*]		
Statistics [NW/ W]	[Valid=962 /-] [Invalid=0 /-]		
Value	Label	Cases	Percentage
-1	遺漏值	33	3.4%
0	遺漏值	179	18.6%
1	有	64	6.7%
2	沒有	686	71.3%
Warning: these figures indicate the number of cases found in the data file. They cannot be interpreted as summary statistics of the population of interest.			
# vb6_1: 6.(1)您有擔任過大學校友會的幹部：開始年份			
Information	[Type= discrete] [Format=numeric] [Range= 0-99] [Missing=*]		
Statistics [NW/ W]	[Valid=962 /-] [Invalid=0 /-]		
Value	Label	Cases	Percentage
0	遺漏值	868	90.2%
51		1	0.1%
55		1	0.1%
60		2	0.2%
63		1	0.1%
65		1	0.1%
66		1	0.1%
69		1	0.1%
70		2	0.2%
71		1	0.1%
73		1	0.1%
75		4	0.4%
78		1	0.1%
79		2	0.2%
80		2	0.2%
82		6	0.6%

# vb6_1: 6.(1)您有擔任過大學校友會的幹部：開始年份			
Value	Label	Cases	Percentage
83		8	0.8%
84		4	0.4%
85		1	0.1%
99	遺漏值	54	5.6%
Warning: these figures indicate the number of cases found in the data file. They cannot be interpreted as summary statistics of the population of interest.			
# vb6_2: 6.(1)您有擔任過大學校友會的幹部：結束年份			
Information	[Type= discrete] [Format=numeric] [Range= 0-99] [Missing=*]		
Statistics [NW/ W]	[Valid=962 /-] [Invalid=0 /-]		
Value	Label	Cases	Percentage
0	遺漏值	868	90.2%
68		1	0.1%
69		1	0.1%
70		1	0.1%
72		2	0.2%
75		1	0.1%
78		1	0.1%
79		1	0.1%
80		2	0.2%
81		1	0.1%
82		3	0.3%
83		2	0.2%
84		3	0.3%
85		19	2.0%
86		2	0.2%
99	遺漏值	54	5.6%
Warning: these figures indicate the number of cases found in the data file. They cannot be interpreted as summary statistics of the population of interest.			
# vb7_1: 7.(1)過去五年來，您有收到過系友會刊物，大約：			
Information	[Type= discrete] [Format=numeric] [Range= -1-99] [Missing=*]		
Statistics [NW/ W]	[Valid=962 /-] [Invalid=0 /-]		
Value	Label	Cases	Percentage
-1	遺漏值	53	5.5%
1	每月一次	45	4.7%
2	每季一次	174	18.1%
3	半年一次	60	6.2%
4	一年一次	70	7.3%
5	不定期	328	34.1%
6	沒有收到過	232	24.1%
99	遺漏值	0	
Warning: these figures indicate the number of cases found in the data file. They cannot be interpreted as summary statistics of the population of interest.			
# vb7_2: 7.(2)過去五年來，您有收到過大學校友會刊物，大約：			
Information	[Type= discrete] [Format=numeric] [Range= -1-99] [Missing=*]		
Statistics [NW/ W]	[Valid=962 /-] [Invalid=0 /-]		

# **vb7\_2: 7.(2)**過去五年來，您有收到過大學校友會刊物，大約：

Value	Label	Cases	Percentage
-1	遺漏值	44	<div><div></div></div> 4.6%
1	每月一次	78	<div><div></div></div> 8.1%
2	每季一次	262	<div><div></div></div> 27.2%
3	半年一次	102	<div><div></div></div> 10.6%
4	一年一次	79	<div><div></div></div> 8.2%
5	不定期	300	<div><div></div></div> 31.2%
6	沒有收到過	97	<div><div></div></div> 10.1%
99	遺漏值	0	

*Warning: these figures indicate the number of cases found in the data file. They cannot be interpreted as summary statistics of the population of interest.*

# **vb8: 8.**您有沒有參加其他特定專業的大學校友會？

<b>Information</b>	[Type= discrete] [Format=numeric] [Range= -1-2] [Missing=*]
<b>Statistics [NW/ W]</b>	[Valid=962 /-] [Invalid=0 /-]

Value	Label	Cases	Percentage
-1	遺漏值	61	<div><div></div></div> 6.3%
1	有	28	<div><div></div></div> 2.9%
2	沒有	873	<div><div></div></div> 90.7%

*Warning: these figures indicate the number of cases found in the data file. They cannot be interpreted as summary statistics of the population of interest.*

# **vb9\_1: 9.**據您所知，大學校友會曾以何種方式協助學校發展(複選)?**(1)**發動特定目的捐款活動

<b>Information</b>	[Type= discrete] [Format=numeric] [Range= -1-1] [Missing=*]
<b>Statistics [NW/ W]</b>	[Valid=962 /-] [Invalid=0 /-]

Value	Label	Cases	Percentage
-1	遺漏值	28	<div><div></div></div> 2.9%
0	沒有	251	<div><div></div></div> 26.1%
1	有	683	<div><div></div></div> 71.0%

*Warning: these figures indicate the number of cases found in the data file. They cannot be interpreted as summary statistics of the population of interest.*

# **vb9\_2: 9.**據您所知，大學校友會曾以何種方式協助學校發展(複選)?**(2)**提供畢業生就業資訊

<b>Information</b>	[Type= discrete] [Format=numeric] [Range= -1-1] [Missing=*]
<b>Statistics [NW/ W]</b>	[Valid=962 /-] [Invalid=0 /-]

Value	Label	Cases	Percentage
-1	遺漏值	28	<div><div></div></div> 2.9%
0	沒有	426	<div><div></div></div> 44.3%
1	有	508	<div><div></div></div> 52.8%

*Warning: these figures indicate the number of cases found in the data file. They cannot be interpreted as summary statistics of the population of interest.*



# **vb9\_3: 9.**據您所知，大學校友會曾以何種方式協助學校發展(複選)?**(3)**協助畢業生獲得工作

<b>Information</b>	[Type= discrete] [Format=numeric] [Range= -1-1] [Missing=*]
<b>Statistics [NW/ W]</b>	[Valid=962 /-] [Invalid=0 /-]

Value	Label	Cases	Percentage
-1	遺漏值	28	<div><div></div></div> 2.9%
0	沒有	655	<div><div></div></div> 68.1%
1	有	279	<div><div></div></div> 29.0%
















*Warning: these figures indicate the number of cases found in the data file. They cannot be interpreted as summary statistics of the population of interest.*




























# vb9_4: 9.據您所知，大學校友會曾以何種方式協助學校發展(複選)?(4)提供在校生獎學金			
Information	[Type= discrete] [Format=numeric] [Range= -1-1] [Missing=*]		
Statistics [NW/ W]	[Valid=962 /-] [Invalid=0 /-]		
Value	Label	Cases	Percentage
-1	遺漏值	28	 2.9%
0	沒有	519	 54.0%
1	有	415	 43.1%
Warning: these figures indicate the number of cases found in the data file. They cannot be interpreted as summary statistics of the population of interest.			
# vb9_5: 9.據您所知，大學校友會曾以何種方式協助學校發展(複選)?(5)提供在校生急難救助或返鄉專車等社會服務			
Information	[Type= discrete] [Format=numeric] [Range= -1-1] [Missing=*]		
Statistics [NW/ W]	[Valid=962 /-] [Invalid=0 /-]		
Value	Label	Cases	Percentage
-1	遺漏值	28	 2.9%
0	沒有	821	 85.3%
1	有	113	 11.7%
Warning: these figures indicate the number of cases found in the data file. They cannot be interpreted as summary statistics of the population of interest.			
# vb9_6: 9.據您所知，大學校友會曾以何種方式協助學校發展(複選)?(6)舉辦傑出校友座談會、演講或其他活動			
Information	[Type= discrete] [Format=numeric] [Range= -1-1] [Missing=*]		
Statistics [NW/ W]	[Valid=962 /-] [Invalid=0 /-]		
Value	Label	Cases	Percentage
-1	遺漏值	28	 2.9%
0	沒有	443	 46.0%
1	有	491	 51.0%
Warning: these figures indicate the number of cases found in the data file. They cannot be interpreted as summary statistics of the population of interest.			
# vb9_7: 9.據您所知，大學校友會曾以何種方式協助學校發展(複選)?(7)給予學校精神支持			
Information	[Type= discrete] [Format=numeric] [Range= -1-1] [Missing=*]		
Statistics [NW/ W]	[Valid=962 /-] [Invalid=0 /-]		
Value	Label	Cases	Percentage
-1	遺漏值	28	 2.9%
0	沒有	666	 69.2%
1	有	268	 27.9%
Warning: these figures indicate the number of cases found in the data file. They cannot be interpreted as summary statistics of the population of interest.			
# vb9_8: 9.據您所知，大學校友會曾以何種方式協助學校發展(複選)?(8)協助學校校務發展的規劃			
Information	[Type= discrete] [Format=numeric] [Range= -1-1] [Missing=*]		
Statistics [NW/ W]	[Valid=962 /-] [Invalid=0 /-]		
Value	Label	Cases	Percentage
-1	遺漏值	28	 2.9%
0	沒有	730	 75.9%
1	有	204	 21.2%
Warning: these figures indicate the number of cases found in the data file. They cannot be interpreted as summary statistics of the population of interest.			
# vb9_9: 9.據您所知，大學校友會曾以何種方式協助學校發展(複選)?(9)參與董事會			
Information	[Type= discrete] [Format=numeric] [Range= -1-1] [Missing=*]		
Statistics [NW/ W]	[Valid=962 /-] [Invalid=0 /-]		

# vb9_9: 9.據您所知，大學校友會曾以何種方式協助學校發展(複選)?(9)參與董事會			
Value	Label	Cases	Percentage
-1	遺漏值	28	2.9%
0	沒有	838	87.1%
1	有	96	10.0%
Warning: these figures indicate the number of cases found in the data file. They cannot be interpreted as summary statistics of the population of interest.			
# vb9_10: 9.據您所知，大學校友會曾以何種方式協助學校發展(複選)?(10)參與校長遴選			
Information	[Type= discrete] [Format=numeric] [Range= -1-1] [Missing=*]		
Statistics [NW/ W]	[Valid=962 /-] [Invalid=0 /-]		
Value	Label	Cases	Percentage
-1	遺漏值	28	2.9%
0	沒有	881	91.6%
1	有	53	5.5%
Warning: these figures indicate the number of cases found in the data file. They cannot be interpreted as summary statistics of the population of interest.			
# vb9_11: 9.據您所知，大學校友會曾以何種方式協助學校發展(複選)?(11)未曾協助			
Information	[Type= discrete] [Format=numeric] [Range= -1-1] [Missing=*]		
Statistics [NW/ W]	[Valid=962 /-] [Invalid=0 /-]		
Value	Label	Cases	Percentage
-1	遺漏值	28	2.9%
0	沒有	900	93.6%
1	有	34	3.5%
Warning: these figures indicate the number of cases found in the data file. They cannot be interpreted as summary statistics of the population of interest.			
# vb9_12: 9.據您所知，大學校友會曾以何種方式協助學校發展(複選)?(12)其他			
Information	[Type= discrete] [Format=numeric] [Range= -1-1] [Missing=*]		
Statistics [NW/ W]	[Valid=962 /-] [Invalid=0 /-]		
Value	Label	Cases	Percentage
-1	遺漏值	28	2.9%
0	沒有	883	91.8%
1	有	51	5.3%
Warning: these figures indicate the number of cases found in the data file. They cannot be interpreted as summary statistics of the population of interest.			
# vb10_1: 10.您個人曾以何種方式協助學校發展(複選)?(1)提供特定目的捐款			
Information	[Type= discrete] [Format=numeric] [Range= -1-1] [Missing=*]		
Statistics [NW/ W]	[Valid=962 /-] [Invalid=0 /-]		
Value	Label	Cases	Percentage
-1	遺漏值	28	2.9%
0	沒有	596	62.0%
1	有	338	35.1%
Warning: these figures indicate the number of cases found in the data file. They cannot be interpreted as summary statistics of the population of interest.			
# vb10_2: 10.您個人曾以何種方式協助學校發展(複選)?(2)提供畢業生就業資訊			
Information	[Type= discrete] [Format=numeric] [Range= -1-1] [Missing=*]		
Statistics [NW/ W]	[Valid=962 /-] [Invalid=0 /-]		
Value	Label	Cases	Percentage
-1	遺漏值	28	2.9%

# vb10_2: 10.您個人曾以何種方式協助學校發展(複選)?(2)提供畢業生就業資訊			
Value	Label	Cases	Percentage
0	沒有	832	<div><div></div></div> 86.5%
1	有	102	<div><div></div></div> 10.6%
Warning: these figures indicate the number of cases found in the data file. They cannot be interpreted as summary statistics of the population of interest.			
# vb10_3: 10.您個人曾以何種方式協助學校發展(複選)?(3)協助畢業生獲得工作			
Information	[Type= discrete] [Format=numeric] [Range= -1-1] [Missing=*]		
Statistics [NW/ W]	[Valid=962 /-] [Invalid=0 /-]		
Value	Label	Cases	Percentage
-1	遺漏值	28	<div><div></div></div> 2.9%
0	沒有	869	<div><div></div></div> 90.3%
1	有	65	<div><div></div></div> 6.8%
Warning: these figures indicate the number of cases found in the data file. They cannot be interpreted as summary statistics of the population of interest.			
# vb10_4: 10.您個人曾以何種方式協助學校發展(複選)?(4)提供在校生獎學金			
Information	[Type= discrete] [Format=numeric] [Range= -1-1] [Missing=*]		
Statistics [NW/ W]	[Valid=962 /-] [Invalid=0 /-]		
Value	Label	Cases	Percentage
-1	遺漏值	28	<div><div></div></div> 2.9%
0	沒有	910	<div><div></div></div> 94.6%
1	有	24	<div><div></div></div> 2.5%
Warning: these figures indicate the number of cases found in the data file. They cannot be interpreted as summary statistics of the population of interest.			
# vb10_5: 10.您個人曾以何種方式協助學校發展(複選)?(5)提供在校生急難救助或返鄉專車等社會服務			
Information	[Type= discrete] [Format=numeric] [Range= -1-1] [Missing=*]		
Statistics [NW/ W]	[Valid=962 /-] [Invalid=0 /-]		
Value	Label	Cases	Percentage
-1	遺漏值	28	<div><div></div></div> 2.9%
0	沒有	928	<div><div></div></div> 96.5%
1	有	6	<div><div></div></div> 0.6%
Warning: these figures indicate the number of cases found in the data file. They cannot be interpreted as summary statistics of the population of interest.			

# vb10_6: 10.您個人曾以何種方式協助學校發展(複選)?(6)舉辦傑出校友座談會、演講或其他活動			
Information		[Type= discrete] [Format=numeric] [Range= -1-1] [Missing=*]	
Statistics [NW/ W]		[Valid=962 /-] [Invalid=0 /-]	
Value	Label	Cases	Percentage
-1	遺漏值	28	 2.9%
0	沒有	893	 92.8%
1	有	41	 4.3%
Warning: these figures indicate the number of cases found in the data file. They cannot be interpreted as summary statistics of the population of interest.			
# vb10_7: 10.您個人曾以何種方式協助學校發展(複選)?(7)給予學校精神支持			
Information		[Type= discrete] [Format=numeric] [Range= -1-1] [Missing=*]	
Statistics [NW/ W]		[Valid=962 /-] [Invalid=0 /-]	
Value	Label	Cases	Percentage
-1	遺漏值	28	 2.9%
0	沒有	723	 75.2%
1	有	211	 21.9%
Warning: these figures indicate the number of cases found in the data file. They cannot be interpreted as summary statistics of the population of interest.			
# vb10_8: 10.您個人曾以何種方式協助學校發展(複選)?(8)協助學校校務發展的規劃			
Information		[Type= discrete] [Format=numeric] [Range= -1-1] [Missing=*]	
Statistics [NW/ W]		[Valid=962 /-] [Invalid=0 /-]	
Value	Label	Cases	Percentage
-1	遺漏值	28	 2.9%
0	沒有	919	 95.5%
1	有	15	 1.6%
Warning: these figures indicate the number of cases found in the data file. They cannot be interpreted as summary statistics of the population of interest.			
# vb10_9: 10.您個人曾以何種方式協助學校發展(複選)?(9)參與董事會			
Information		[Type= discrete] [Format=numeric] [Range= -1-1] [Missing=*]	
Statistics [NW/ W]		[Valid=962 /-] [Invalid=0 /-]	
Value	Label	Cases	Percentage
-1	遺漏值	28	 2.9%
0	沒有	931	 96.8%
1	有	3	 0.3%
Warning: these figures indicate the number of cases found in the data file. They cannot be interpreted as summary statistics of the population of interest.			
# vb10_10: 10.您個人曾以何種方式協助學校發展(複選)?(10)參與校長遴選			
Information		[Type= discrete] [Format=numeric] [Range= -1-1] [Missing=*]	
Statistics [NW/ W]		[Valid=962 /-] [Invalid=0 /-]	
Value	Label	Cases	Percentage
-1	遺漏值	28	 2.9%
0	沒有	931	 96.8%
1	有	3	 0.3%
Warning: these figures indicate the number of cases found in the data file. They cannot be interpreted as summary statistics of the population of interest.			
# vb10_11: 10.您個人曾以何種方式協助學校發展(複選)?(11)未曾協助			
Information		[Type= discrete] [Format=numeric] [Range= -1-1] [Missing=*]	
Statistics [NW/ W]		[Valid=962 /-] [Invalid=0 /-]	

# vb10_11: 10.您個人曾以何種方式協助學校發展(複選)?(11)未曾協助			
Value	Label	Cases	Percentage
-1	遺漏值	28	 2.9%
0	沒有	493	 51.2%
1	有	441	 45.8%
Warning: these figures indicate the number of cases found in the data file. They cannot be interpreted as summary statistics of the population of interest.			
# vb10_12: 10.您個人曾以何種方式協助學校發展(複選)?(12)其他			
Information	[Type= discrete] [Format=numeric] [Range= -1-1] [Missing=*]		
Statistics [NW/ W]	[Valid=962 /-] [Invalid=0 /-]		
Value	Label	Cases	Percentage
-1	遺漏值	28	 2.9%
0	沒有	912	 94.8%
1	有	22	 2.3%
Warning: these figures indicate the number of cases found in the data file. They cannot be interpreted as summary statistics of the population of interest.			
# vc1: 1.就目前臺灣私立大學院校的整體情況，若請您評分的話，您會給母校幾分？			
Information	[Type= discrete] [Format=numeric] [Range= 0-99] [Missing=*]		
Statistics [NW/ W]	[Valid=962 /-] [Invalid=0 /-]		
Value	Label	Cases	Percentage
0	遺漏值	1	 0.1%
1	最差	13	 1.4%
2		8	 0.8%
3		13	 1.4%
4		17	 1.8%
5		67	 7.0%
6	及格	193	 20.1%
7		253	 26.3%
8		259	 26.9%
9		51	 5.3%
10	滿分	25	 2.6%
99	遺漏值	62	 6.4%
Warning: these figures indicate the number of cases found in the data file. They cannot be interpreted as summary statistics of the population of interest.			
# vc2: 2.和畢業時相比，您覺得目前學校整體的設備情況如何？			
Information	[Type= discrete] [Format=numeric] [Range= -1-6] [Missing=*]		
Statistics [NW/ W]	[Valid=962 /-] [Invalid=0 /-]		
Value	Label	Cases	Percentage
-1	遺漏值	11	 1.1%
1	好很多	358	 37.2%
2	好一些	333	 34.6%
3	差不多	52	 5.4%
4	差一些	16	 1.7%
5	差很多	4	 0.4%
6	不清楚	188	 19.5%
Warning: these figures indicate the number of cases found in the data file. They cannot be interpreted as summary statistics of the population of interest.			

# vc3: 3.和畢業時相比， 您覺得目前學校整體的師資情況如何？			
Information	[Type= discrete] [Format=numeric] [Range= -1-6] [Missing=*]		
Statistics [NW/ W]	[Valid=962 /-] [Invalid=0 /-]		
Value	Label	Cases	Percentage
-1	遺漏值	12	<div><div></div></div> 1.2%
1	好很多	206	<div><div></div></div> 21.4%
2	好一些	281	<div><div></div></div> 29.2%
3	差不多	118	<div><div></div></div> 12.3%
4	差一些	24	<div><div></div></div> 2.5%
5	差很多	7	<div><div></div></div> 0.7%
6	不清楚	314	<div><div></div></div> 32.6%
Warning: these figures indicate the number of cases found in the data file. They cannot be interpreted as summary statistics of the population of interest.			
# vc4: 4.和畢業時相比， 您覺得目前學校整體的名聲情況如何？			
Information	[Type= discrete] [Format=numeric] [Range= -1-6] [Missing=*]		
Statistics [NW/ W]	[Valid=962 /-] [Invalid=0 /-]		
Value	Label	Cases	Percentage
-1	遺漏值	12	<div><div></div></div> 1.2%
1	好很多	139	<div><div></div></div> 14.4%
2	好一些	230	<div><div></div></div> 23.9%
3	差不多	381	<div><div></div></div> 39.6%
4	差一些	87	<div><div></div></div> 9.0%
5	差很多	27	<div><div></div></div> 2.8%
6	不清楚	86	<div><div></div></div> 8.9%
Warning: these figures indicate the number of cases found in the data file. They cannot be interpreted as summary statistics of the population of interest.			
# vc5: 5.和畢業時相比， 您覺得目前學校整體的財務情況如何？			
Information	[Type= discrete] [Format=numeric] [Range= -1-6] [Missing=*]		
Statistics [NW/ W]	[Valid=962 /-] [Invalid=0 /-]		
Value	Label	Cases	Percentage
-1	遺漏值	15	<div><div></div></div> 1.6%
1	好很多	109	<div><div></div></div> 11.3%
2	好一些	165	<div><div></div></div> 17.2%
3	差不多	110	<div><div></div></div> 11.4%
4	差一些	28	<div><div></div></div> 2.9%
5	差很多	18	<div><div></div></div> 1.9%
6	不清楚	517	<div><div></div></div> 53.7%
Warning: these figures indicate the number of cases found in the data file. They cannot be interpreted as summary statistics of the population of interest.			
# vc6: 6.和畢業時相比， 您覺得目前學校整體的學生素質情況如何？			
Information	[Type= discrete] [Format=numeric] [Range= -1-6] [Missing=*]		
Statistics [NW/ W]	[Valid=962 /-] [Invalid=0 /-]		
Value	Label	Cases	Percentage
-1	遺漏值	15	<div><div></div></div> 1.6%
1	好很多	56	<div><div></div></div> 5.8%
2	好一些	124	<div><div></div></div> 12.9%
3	差不多	213	<div><div></div></div> 22.1%
















# <b>vc6: 6.</b> 和畢業時相比， 您覺得目前學校整體的學生素質情況如何？			
Value	Label	Cases	Percentage
4	差一些	204	<div><div></div></div> 21.2%
5	差很多	90	<div><div></div></div> 9.4%
6	不清楚	260	<div><div></div></div> 27.0%
Warning: these figures indicate the number of cases found in the data file. They cannot be interpreted as summary statistics of the population of interest.			
# <b>vc7: 7.</b> 和畢業時相比， 您覺得目前學校的校長能力整體而言如何？			
Information	[Type= discrete] [Format=numeric] [Range= -1-6] [Missing=*]		
Statistics [NW/ W]	[Valid=962 /-] [Invalid=0 /-]		
Value	Label	Cases	Percentage
-1	遺漏值	14	<div><div></div></div> 1.5%
1	好很多	62	<div><div></div></div> 6.4%
2	好一些	142	<div><div></div></div> 14.8%
3	差不多	132	<div><div></div></div> 13.7%
4	差一些	28	<div><div></div></div> 2.9%
5	差很多	18	<div><div></div></div> 1.9%
6	不清楚	566	<div><div></div></div> 58.8%
Warning: these figures indicate the number of cases found in the data file. They cannot be interpreted as summary statistics of the population of interest.			
# <b>vc8: 8.</b> 和畢業時相比， 您覺得目前學校的董事長能力整體而言如何？			
Information	[Type= discrete] [Format=numeric] [Range= -1-6] [Missing=*]		
Statistics [NW/ W]	[Valid=962 /-] [Invalid=0 /-]		
Value	Label	Cases	Percentage
-1	遺漏值	20	<div><div></div></div> 2.1%
1	好很多	28	<div><div></div></div> 2.9%
2	好一些	65	<div><div></div></div> 6.8%
3	差不多	126	<div><div></div></div> 13.1%
4	差一些	18	<div><div></div></div> 1.9%
5	差很多	8	<div><div></div></div> 0.8%
6	不清楚	697	<div><div></div></div> 72.5%
Warning: these figures indicate the number of cases found in the data file. They cannot be interpreted as summary statistics of the population of interest.			
# <b>vc9: 9.</b> 和畢業時相比， 您覺得目前學校的董事會整體而言情況如何？			
Information	[Type= discrete] [Format=numeric] [Range= -1-6] [Missing=*]		
Statistics [NW/ W]	[Valid=962 /-] [Invalid=0 /-]		
Value	Label	Cases	Percentage
-1	遺漏值	24	<div><div></div></div> 2.5%
1	好很多	25	<div><div></div></div> 2.6%
2	好一些	65	<div><div></div></div> 6.8%
3	差不多	114	<div><div></div></div> 11.9%
4	差一些	18	<div><div></div></div> 1.9%
5	差很多	8	<div><div></div></div> 0.8%
6	不清楚	708	<div><div></div></div> 73.6%
Warning: these figures indicate the number of cases found in the data file. They cannot be interpreted as summary statistics of the population of interest.			
# <b>vc10: 10.</b> 和畢業時相比， 您覺得目前學校的校友會整體而言情況如何？			
Information	[Type= discrete] [Format=numeric] [Range= -1-6] [Missing=*]		
Statistics [NW/ W]	[Valid=962 /-] [Invalid=0 /-]		

# <b>vc10: 10.</b> 和畢業時相比，您覺得目前學校的校友會整體而言情況如何？			
Value	Label	Cases	Percentage
-1	遺漏值	15	<div><div></div></div> 1.6%
1	好很多	103	<div><div></div></div> 10.7%
2	好一些	234	<div><div></div></div> 24.3%
3	差不多	170	<div><div></div></div> 17.7%
4	差一些	19	<div><div></div></div> 2.0%
5	差很多	11	<div><div></div></div> 1.1%
6	不清楚	410	<div><div></div></div> 42.6%
Warning: these figures indicate the number of cases found in the data file. They cannot be interpreted as summary statistics of the population of interest.			
# <b>vc11: 11.</b> 與其他私立大學相比，您認為母校的聲望在未來十年會有什麼變化？			
Information	[Type= discrete] [Format=numeric] [Range= -1-5] [Missing=*]		
Statistics [NW/ W]	[Valid=962 /-] [Invalid=0 /-]		
Value	Label	Cases	Percentage
-1	遺漏值	24	<div><div></div></div> 2.5%
1	好很多	119	<div><div></div></div> 12.4%
2	好一些	368	<div><div></div></div> 38.3%
3	差不多	380	<div><div></div></div> 39.5%
4	差一些	57	<div><div></div></div> 5.9%
5	差很多	14	<div><div></div></div> 1.5%
Warning: these figures indicate the number of cases found in the data file. They cannot be interpreted as summary statistics of the population of interest.			
# <b>vc12_1: 12.</b> 您覺得過去五年來學校最有進步的是哪些方面(複選)? <b>(1)</b> 設備			
Information	[Type= discrete] [Format=numeric] [Range= -1-1] [Missing=*]		
Statistics [NW/ W]	[Valid=962 /-] [Invalid=0 /-]		
Value	Label	Cases	Percentage
-1	遺漏值	20	<div><div></div></div> 2.1%
0	不是	429	<div><div></div></div> 44.6%
1	是	513	<div><div></div></div> 53.3%
Warning: these figures indicate the number of cases found in the data file. They cannot be interpreted as summary statistics of the population of interest.			
# <b>vc12_2: 12.</b> 您覺得過去五年來學校最有進步的是哪些方面(複選)? <b>(2)</b> 財務			
Information	[Type= discrete] [Format=numeric] [Range= -1-1] [Missing=*]		
Statistics [NW/ W]	[Valid=962 /-] [Invalid=0 /-]		
Value	Label	Cases	Percentage
-1	遺漏值	20	<div><div></div></div> 2.1%
0	不是	830	<div><div></div></div> 86.3%
1	是	112	<div><div></div></div> 11.6%
Warning: these figures indicate the number of cases found in the data file. They cannot be interpreted as summary statistics of the population of interest.			
# <b>vc12_3: 12.</b> 您覺得過去五年來學校最有進步的是哪些方面(複選)? <b>(3)</b> 師資			
Information	[Type= discrete] [Format=numeric] [Range= -1-1] [Missing=*]		
Statistics [NW/ W]	[Valid=962 /-] [Invalid=0 /-]		
Value	Label	Cases	Percentage
-1	遺漏值	20	<div><div></div></div> 2.1%
0	不是	671	<div><div></div></div> 69.8%
1	是	271	<div><div></div></div> 28.2%



# <b>vc12_3: 12.</b> 您覺得過去五年來學校最有進步的是哪些方面(複選)? <b>(3)</b> 師資			
Warning: these figures indicate the number of cases found in the data file. They cannot be interpreted as summary statistics of the population of interest.			
# <b>vc12_4: 12.</b> 您覺得過去五年來學校最有進步的是哪些方面(複選)? <b>(4)</b> 學生素質			
Information	[Type= discrete] [Format=numeric] [Range= -1-1] [Missing=*]		
Statistics [NW/ W]	[Valid=962 /-] [Invalid=0 /-]		
Value	Label	Cases	Percentage
-1	遺漏值	20	2.1%
0	不是	840	87.3%
1	是	102	10.6%
Warning: these figures indicate the number of cases found in the data file. They cannot be interpreted as summary statistics of the population of interest.			
# <b>vc12_5: 12.</b> 您覺得過去五年來學校最有進步的是哪些方面(複選)? <b>(5)</b> 整體名聲			
Information	[Type= discrete] [Format=numeric] [Range= -1-1] [Missing=*]		
Statistics [NW/ W]	[Valid=962 /-] [Invalid=0 /-]		
Value	Label	Cases	Percentage
-1	遺漏值	20	2.1%
0	不是	755	78.5%
1	是	187	19.4%
Warning: these figures indicate the number of cases found in the data file. They cannot be interpreted as summary statistics of the population of interest.			
# <b>vc12_6: 12.</b> 您覺得過去五年來學校最有進步的是哪些方面(複選)? <b>(6)</b> 董事會			
Information	[Type= discrete] [Format=numeric] [Range= -1-1] [Missing=*]		
Statistics [NW/ W]	[Valid=962 /-] [Invalid=0 /-]		
Value	Label	Cases	Percentage
-1	遺漏值	20	2.1%
0	不是	920	95.6%
1	是	22	2.3%
Warning: these figures indicate the number of cases found in the data file. They cannot be interpreted as summary statistics of the population of interest.			
# <b>vc12_7: 12.</b> 您覺得過去五年來學校最有進步的是哪些方面(複選)? <b>(7)</b> 校友會			
Information	[Type= discrete] [Format=numeric] [Range= -1-1] [Missing=*]		
Statistics [NW/ W]	[Valid=962 /-] [Invalid=0 /-]		
Value	Label	Cases	Percentage
-1	遺漏值	20	2.1%
0	不是	798	83.0%
1	是	144	15.0%
Warning: these figures indicate the number of cases found in the data file. They cannot be interpreted as summary statistics of the population of interest.			
# <b>vc12_8: 12.</b> 您覺得過去五年來學校最有進步的是哪些方面(複選)? <b>(8)</b> 不清楚			
Information	[Type= discrete] [Format=numeric] [Range= -1-1] [Missing=*]		
Statistics [NW/ W]	[Valid=962 /-] [Invalid=0 /-]		
Value	Label	Cases	Percentage
-1	遺漏值	20	2.1%
0	不是	642	66.7%
1	是	300	31.2%
Warning: these figures indicate the number of cases found in the data file. They cannot be interpreted as summary statistics of the population of interest.			

# <b>vc12_9: 12.</b> 您覺得過去五年來學校最有進步的是哪些方面(複選)? <b>(9)</b> 其他			
Information		[Type= discrete] [Format=numeric] [Range= -1-1] [Missing=*]	
Statistics [NW/ W]		[Valid=962 /-] [Invalid=0 /-]	
Value	Label	Cases	Percentage
-1	遺漏值	20	<div><div></div></div> 2.1%
0	不是	927	<div><div></div></div> 96.4%
1	是	15	<div><div></div></div> 1.6%
Warning: these figures indicate the number of cases found in the data file. They cannot be interpreted as summary statistics of the population of interest.			
# <b>card4:</b> 卡號四			
Information		[Type= discrete] [Format=numeric] [Range= 4-4] [Missing=*]	
Statistics [NW/ W]		[Valid=962 /-] [Invalid=0 /-] [Mean=4 /-] [StdDev=0 /-]	
Value	Label	Cases	Percentage
4		962	<div><div></div></div> 100.0%
Warning: these figures indicate the number of cases found in the data file. They cannot be interpreted as summary statistics of the population of interest.			
# <b>id4:</b> 編號四			
Information		[Type= continuous] [Format=numeric] [Range= 1003-7600] [Missing=*]	
Statistics [NW/ W]		[Valid=962 /-] [Invalid=0 /-] [Mean=4323.4 /-] [StdDev=1789.185 /-]	
# <b>vc13_1: 13.</b> 您覺得過去五年來學校最沒有進步的是哪些方面(複選)? <b>(1)</b> 設備			
Information		[Type= discrete] [Format=numeric] [Range= -1-1] [Missing=*]	
Statistics [NW/ W]		[Valid=962 /-] [Invalid=0 /-]	
Value	Label	Cases	Percentage
-1	遺漏值	38	<div><div></div></div> 4.0%
0	不是	891	<div><div></div></div> 92.6%
1	是	33	<div><div></div></div> 3.4%
Warning: these figures indicate the number of cases found in the data file. They cannot be interpreted as summary statistics of the population of interest.			
# <b>vc13_2: 13.</b> 您覺得過去五年來學校最沒有進步的是哪些方面(複選)? <b>(2)</b> 財務			
Information		[Type= discrete] [Format=numeric] [Range= -1-1] [Missing=*]	
Statistics [NW/ W]		[Valid=962 /-] [Invalid=0 /-]	
Value	Label	Cases	Percentage
-1	遺漏值	38	<div><div></div></div> 4.0%
0	不是	874	<div><div></div></div> 90.9%
1	是	50	<div><div></div></div> 5.2%
Warning: these figures indicate the number of cases found in the data file. They cannot be interpreted as summary statistics of the population of interest.			
# <b>vc13_3: 13.</b> 您覺得過去五年來學校最沒有進步的是哪些方面(複選)? <b>(3)</b> 師資			
Information		[Type= discrete] [Format=numeric] [Range= -1-1] [Missing=*]	
Statistics [NW/ W]		[Valid=962 /-] [Invalid=0 /-]	
Value	Label	Cases	Percentage
-1	遺漏值	38	<div><div></div></div> 4.0%
0	不是	854	<div><div></div></div> 88.8%
1	是	70	<div><div></div></div> 7.3%
Warning: these figures indicate the number of cases found in the data file. They cannot be interpreted as summary statistics of the population of interest.			
# <b>vc13_4: 13.</b> 您覺得過去五年來學校最沒有進步的是哪些方面(複選)? <b>(4)</b> 學生素質			
Information		[Type= discrete] [Format=numeric] [Range= -1-1] [Missing=*]	

# <b>vc13_4: 13.</b> 您覺得過去五年來學校最沒有進步的是哪些方面(複選)? <b>(4)</b> 學生素質			
<b>Statistics [NW/ W]</b>		[Valid=962 /-] [Invalid=0 /-]	
<b>Value</b>	<b>Label</b>	<b>Cases</b>	<b>Percentage</b>
-1	遺漏值	38	 4.0%
0	不是	742	 77.1%
1	是	182	 18.9%
<i>Warning: these figures indicate the number of cases found in the data file. They cannot be interpreted as summary statistics of the population of interest.</i>			
# <b>vc13_5: 13.</b> 您覺得過去五年來學校最沒有進步的是哪些方面(複選)? <b>(5)</b> 整體名聲			
<b>Information</b>		[Type= discrete] [Format=numeric] [Range= -1-1] [Missing=*]	
<b>Statistics [NW/ W]</b>		[Valid=962 /-] [Invalid=0 /-]	
<b>Value</b>	<b>Label</b>	<b>Cases</b>	<b>Percentage</b>
-1	遺漏值	38	 4.0%
0	不是	783	 81.4%
1	是	141	 14.7%
<i>Warning: these figures indicate the number of cases found in the data file. They cannot be interpreted as summary statistics of the population of interest.</i>			
# <b>vc13_6: 13.</b> 您覺得過去五年來學校最沒有進步的是哪些方面(複選)? <b>(6)</b> 董事會			
<b>Information</b>		[Type= discrete] [Format=numeric] [Range= -1-1] [Missing=*]	
<b>Statistics [NW/ W]</b>		[Valid=962 /-] [Invalid=0 /-]	
<b>Value</b>	<b>Label</b>	<b>Cases</b>	<b>Percentage</b>
-1	遺漏值	38	 4.0%
0	不是	862	 89.6%
1	是	62	 6.4%
<i>Warning: these figures indicate the number of cases found in the data file. They cannot be interpreted as summary statistics of the population of interest.</i>			
# <b>vc13_7: 13.</b> 您覺得過去五年來學校最沒有進步的是哪些方面(複選)? <b>(7)</b> 校友會			
<b>Information</b>		[Type= discrete] [Format=numeric] [Range= -1-1] [Missing=*]	
<b>Statistics [NW/ W]</b>		[Valid=962 /-] [Invalid=0 /-]	
<b>Value</b>	<b>Label</b>	<b>Cases</b>	<b>Percentage</b>
-1	遺漏值	38	 4.0%
0	不是	877	 91.2%
1	是	47	 4.9%
<i>Warning: these figures indicate the number of cases found in the data file. They cannot be interpreted as summary statistics of the population of interest.</i>			
# <b>vc13_8: 13.</b> 您覺得過去五年來學校最沒有進步的是哪些方面(複選)? <b>(8)</b> 不清楚			
<b>Information</b>		[Type= discrete] [Format=numeric] [Range= -1-1] [Missing=*]	
<b>Statistics [NW/ W]</b>		[Valid=962 /-] [Invalid=0 /-]	
<b>Value</b>	<b>Label</b>	<b>Cases</b>	<b>Percentage</b>
-1	遺漏值	38	 4.0%
0	不是	369	 38.4%
1	是	555	 57.7%
<i>Warning: these figures indicate the number of cases found in the data file. They cannot be interpreted as summary statistics of the population of interest.</i>			
# <b>vc13_9: 13.</b> 您覺得過去五年來學校最沒有進步的是哪些方面(複選)? <b>(9)</b> 其他			
<b>Information</b>		[Type= discrete] [Format=numeric] [Range= -1-1] [Missing=*]	
<b>Statistics [NW/ W]</b>		[Valid=962 /-] [Invalid=0 /-]	

# **vc13\_9: 13.**您覺得過去五年來學校最沒有進步的是哪些方面(複選)?(9)其他

Value	Label	Cases	Percentage
-1	遺漏值	38	4.0%
0	不是	915	95.1%
1	是	9	0.9%

Warning: these figures indicate the number of cases found in the data file. They cannot be interpreted as summary statistics of the population of interest.

# **vc14\_1: 14.**目前來看，貴校哪三個科系的學生畢業後發展最好：最好之科系

Information	[Type= discrete] [Format=numeric] [Range= -1-82] [Missing=*]
Statistics [NW/ W]	[Valid=962 /-] [Invalid=0 /-]

Value	Label	Cases	Percentage
-1	遺漏值	322	33.5%
1	企業管理系	17	1.8%
2	國際貿易系	13	1.4%
3	會計系	8	0.8%
4	資訊管理系	15	1.6%
5	銀行保險系	5	0.5%
6	財稅學系	3	0.3%
7	(合作)經濟學系	2	0.2%
8	交通管理學系	1	0.1%
9	土地管理學系	0	
10	水利工程學系	1	0.1%
11	自動控制工程系	1	0.1%
12	化學工程系(應用化學系)	21	2.2%
13	土木工程系	7	0.7%
14	機械工程系	13	1.4%
15	資訊工程系(電子計算機學系)	67	7.0%
16	電機工程系	20	2.1%
17	工業工程系	8	0.8%
18	電子工程系	43	4.5%
19	航空工程學系	0	
20	醫學工程學系	8	0.8%
21	室內設計系	1	0.1%
22	建築系	72	7.5%
23	商業設計系	2	0.2%
24	都市計畫學系	0	
25	中文系	2	0.2%
26	歷史系	0	
27	哲學系	0	
28	圖書館系	0	
29	外文系	9	0.9%
30	日文系(東方語文學系)	1	0.1%
31	英文系	5	0.5%
32	德文系	0	
33	法文系	0	
34	西班牙文系	0	
35	法律系	15	1.6%

# vc14\_1: 14.目前來看，貴校哪三個科系的學生畢業後發展最好：最好之科系

Value	Label	Cases	Percentage
36	社會學系	1	0.1%
37	社會工作系	2	0.2%
38	政治系	2	0.2%
39	公共行政學系(行政管理系)	0	
40	體育系	1	0.1%
41	音樂系	1	0.1%
42	(應用)美術系	0	
43	織品服裝系(紡織工程學系)	4	0.4%
44	生活應用科學系(家政系)	0	
45	食品營養學系(食品科學系)	2	0.2%
46	畜產學系	0	
47	景觀學系	1	0.1%
48	園藝學系	0	
49	醫學系	113	11.7%
50	牙醫系	1	0.1%
51	藥學系	0	
52	護理系	2	0.2%
53	公共衛生學系	1	0.1%
54	數學系	1	0.1%
55	物理系	1	0.1%
56	化學系	5	0.5%
57	(應用)心理系	1	0.1%
58	統計系	0	
59	生物系	1	0.1%
60	環境科學系	2	0.2%
61	材料科學系	0	
62	大眾傳播學系(科)	62	6.4%
63	新聞學系(科)	26	2.7%
64	廣告系(科)	1	0.1%
65	廣播電視科	27	2.8%
66	電影製作科	0	
67	印刷傳播學系(印刷攝影科)	2	0.2%
68	編輯採訪科	11	1.1%
69	報業行政科	0	
70	觀光宣導科	0	
71	公共關係科	0	
72	圖書資料科	0	
73	醫技系	0	
74	復建系	1	0.1%
75	森林系	0	
76	學士後醫學系	0	
77	戲劇系	5	0.5%
78	地質系	1	0.1%
79	兒童福利系	1	0.1%
80	造紙系	0	

# vc14\_1: 14.目前來看，貴校哪三個科系的學生畢業後發展最好：最好之科系

Value	Label	Cases	Percentage
81	氣象系	0	
82	勞工系	1	0.1%

Warning: these figures indicate the number of cases found in the data file. They cannot be interpreted as summary statistics of the population of interest.

# vc14\_2: 14.目前來看，貴校哪三個科系的學生畢業後發展最好：第二好之科系

Information	[Type= discrete] [Format=numeric] [Range= -1-82] [Missing=*]
Statistics [NW/ W]	[Valid=962 /-] [Invalid=0 /-]

Value	Label	Cases	Percentage
-1	遺漏值	345	35.9%
0	遺漏值	20	2.1%
1	企業管理系	45	4.7%
2	國際貿易系	19	2.0%
3	會計系	10	1.0%
4	資訊管理系	11	1.1%
5	銀行保險系	10	1.0%
6	財稅學系	5	0.5%
7	(合作)經濟學系	5	0.5%
8	交通管理學系	0	
9	土地管理學系	0	
10	水利工程學系	0	
11	自動控制工程系	4	0.4%
12	化學工程系(應用化學系)	23	2.4%
13	土木工程系	17	1.8%
14	機械工程系	15	1.6%
15	資訊工程系(電子計算機學系)	36	3.7%
16	電機工程系	29	3.0%
17	工業工程系	15	1.6%
18	電子工程系	38	4.0%
19	航空工程學系	0	
20	醫學工程學系	5	0.5%
21	室內設計系	0	
22	建築系	33	3.4%
23	商業設計系	3	0.3%
24	都市計畫學系	0	
25	中文系	4	0.4%
26	歷史系	0	
27	哲學系	0	
28	圖書館系	0	
29	外文系	22	2.3%
30	日文系(東方語文學系)	1	0.1%
31	英文系	7	0.7%
32	德文系	0	
33	法文系	0	
34	西班牙文系	0	
35	法律系	13	1.4%

# vc14\_2: 14.目前來看，貴校哪三個科系的學生畢業後發展最好：第二好之科系

Value	Label	Cases	Percentage
36	社會學系	0	
37	社會工作系	1	0.1%
38	政治系	2	0.2%
39	公共行政學系(行政管理系)	0	
40	體育系	5	0.5%
41	音樂系	2	0.2%
42	(應用)美術系	1	0.1%
43	織品服裝系(紡織工程學系)	4	0.4%
44	生活應用科學系(家政系)	1	0.1%
45	食品營養學系(食品科學系)	3	0.3%
46	畜產學系	0	
47	景觀學系	1	0.1%
48	園藝學系	0	
49	醫學系	2	0.2%
50	牙醫系	81	8.4%
51	藥學系	9	0.9%
52	護理系	13	1.4%
53	公共衛生學系	1	0.1%
54	數學系	0	
55	物理系	1	0.1%
56	化學系	0	
57	(應用)心理系	1	0.1%
58	統計系	0	
59	生物系	1	0.1%
60	環境科學系	1	0.1%
61	材料科學系	0	
62	大眾傳播學系(科)	30	3.1%
63	新聞學系(科)	8	0.8%
64	廣告系(科)	2	0.2%
65	廣播電視科	8	0.8%
66	電影製作科	0	
67	印刷傳播學系(印刷攝影科)	3	0.3%
68	編輯採訪科	14	1.5%
69	報業行政科	1	0.1%
70	觀光宣導科	10	1.0%
71	公共關係科	8	0.8%
72	圖書資料科	0	
73	醫技系	1	0.1%
74	復建系	3	0.3%
75	森林系	0	
76	學士後醫學系	5	0.5%
77	戲劇系	1	0.1%
78	地質系	0	
79	兒童福利系	0	
80	造紙系	1	0.1%

# vc14\_2: 14.目前來看，貴校哪三個科系的學生畢業後發展最好：第二好之科系

Value	Label	Cases	Percentage
81	氣象系	2	0.2%
82	勞工系	0	

Warning: these figures indicate the number of cases found in the data file. They cannot be interpreted as summary statistics of the population of interest.

# vc14\_3: 14.目前來看，貴校哪三個科系的學生畢業後發展最好：第三好之科系

Information	[Type= discrete] [Format=numeric] [Range= -1-82] [Missing=*]
Statistics [NW/ W]	[Valid=962 /-] [Invalid=0 /-]

Value	Label	Cases	Percentage
-1	遺漏值	398	41.4%
0	遺漏值	61	6.3%
1	企業管理系	47	4.9%
2	國際貿易系	30	3.1%
3	會計系	14	1.5%
4	資訊管理系	13	1.4%
5	銀行保險系	7	0.7%
6	財稅學系	4	0.4%
7	(合作)經濟學系	5	0.5%
8	交通管理學系	0	
9	土地管理學系	0	
10	水利工程學系	0	
11	自動控制工程系	5	0.5%
12	化學工程系(應用化學系)	13	1.4%
13	土木工程系	21	2.2%
14	機械工程系	15	1.6%
15	資訊工程系(電子計算機學系)	17	1.8%
16	電機工程系	20	2.1%
17	工業工程系	13	1.4%
18	電子工程系	15	1.6%
19	航空工程學系	1	0.1%
20	醫學工程學系	6	0.6%
21	室內設計系	5	0.5%
22	建築系	23	2.4%
23	商業設計系	6	0.6%
24	都市計畫學系	0	
25	中文系	1	0.1%
26	歷史系	0	
27	哲學系	2	0.2%
28	圖書館系	0	
29	外文系	14	1.5%
30	日文系(東方語文學系)	1	0.1%
31	英文系	12	1.2%
32	德文系	0	
33	法文系	0	
34	西班牙文系	0	
35	法律系	12	1.2%




# vc14\_3: 14.目前來看，貴校哪三個科系的學生畢業後發展最好：第三好之科系

Value	Label	Cases	Percentage
36	社會學系	0	
37	社會工作系	2	0.2%
38	政治系	0	
39	公共行政學系(行政管理系)	1	0.1%
40	體育系	5	0.5%
41	音樂系	4	0.4%
42	(應用)美術系	2	0.2%
43	織品服裝系(紡織工程學系)	7	0.7%
44	生活應用科學系(家政系)	0	
45	食品營養學系(食品科學系)	5	0.5%
46	畜產學系	0	
47	景觀學系	0	
48	園藝學系	0	
49	醫學系	1	0.1%
50	牙醫系	16	1.7%
51	藥學系	30	3.1%
52	護理系	25	2.6%
53	公共衛生學系	3	0.3%
54	數學系	0	
55	物理系	2	0.2%
56	化學系	3	0.3%
57	(應用)心理系	0	
58	統計系	0	
59	生物系	1	0.1%
60	環境科學系	1	0.1%
61	材料科學系	0	
62	大眾傳播學系(科)	14	1.5%
63	新聞學系(科)	4	0.4%
64	廣告系(科)	1	0.1%
65	廣播電視科	4	0.4%
66	電影製作科	2	0.2%
67	印刷傳播學系(印刷攝影科)	9	0.9%
68	編輯採訪科	4	0.4%
69	報業行政科	8	0.8%
70	觀光宣導科	3	0.3%
71	公共關係科	5	0.5%
72	圖書資料科	2	0.2%
73	醫技系	4	0.4%
74	復建系	9	0.9%
75	森林系	1	0.1%
76	學士後醫學系	0	
77	戲劇系	1	0.1%
78	地質系	0	
79	兒童福利系	1	0.1%
80	造紙系	0	

# <b>vc14_3: 14.</b> 目前來看，貴校哪三個科系的學生畢業後發展最好：第三好之科系			
Value	Label	Cases	Percentage
81	氣象系	1	0.1%
82	勞工系	0	
Warning: these figures indicate the number of cases found in the data file. They cannot be interpreted as summary statistics of the population of interest.			
# <b>vc15: 15.</b> 您畢業之後，在工作或事業上有沒有得到其他校友的幫助？			
Information	[Type= discrete] [Format=numeric] [Range= -1-2] [Missing=*]		
Statistics [NW/ W]	[Valid=962 /-] [Invalid=0 /-]		
Value	Label	Cases	Percentage
-1	遺漏值	15	1.6%
1	有(續答15-1)	272	28.3%
2	沒有(跳答16)	675	70.2%
Warning: these figures indicate the number of cases found in the data file. They cannot be interpreted as summary statistics of the population of interest.			
# <b>vc15_1_1: 15-1.</b> 您畢業之後，在工作或事業上有得到其他校友的幫助，在哪些方面有助於(複選)? <b>(1)</b> 介紹工作			
Information	[Type= discrete] [Format=numeric] [Range= -1-1] [Missing=*]		
Statistics [NW/ W]	[Valid=962 /-] [Invalid=0 /-]		
Value	Label	Cases	Percentage
-1	遺漏值	14	1.5%
0	沒有	844	87.7%
1	有	104	10.8%
Warning: these figures indicate the number of cases found in the data file. They cannot be interpreted as summary statistics of the population of interest.			
# <b>vc15_1_2: 15-1.</b> 您畢業之後，在工作或事業上有得到其他校友的幫助，在哪些方面有助於(複選)? <b>(2)</b> 人事升遷			
Information	[Type= discrete] [Format=numeric] [Range= -1-1] [Missing=*]		
Statistics [NW/ W]	[Valid=962 /-] [Invalid=0 /-]		
Value	Label	Cases	Percentage
-1	遺漏值	14	1.5%
0	沒有	924	96.0%
1	有	24	2.5%
Warning: these figures indicate the number of cases found in the data file. They cannot be interpreted as summary statistics of the population of interest.			
# <b>vc15_1_3: 15-1.</b> 您畢業之後，在工作或事業上有得到其他校友的幫助，在哪些方面有助於(複選)? <b>(3)</b> 生意往來			
Information	[Type= discrete] [Format=numeric] [Range= -1-1] [Missing=*]		
Statistics [NW/ W]	[Valid=962 /-] [Invalid=0 /-]		
Value	Label	Cases	Percentage
-1	遺漏值	14	1.5%
0	沒有	906	94.2%
1	有	42	4.4%
Warning: these figures indicate the number of cases found in the data file. They cannot be interpreted as summary statistics of the population of interest.			
# <b>vc15_1_4: 15-1.</b> 您畢業之後，在工作或事業上有得到其他校友的幫助，在哪些方面有助於(複選)? <b>(4)</b> 提供事業或工作上的資訊			
Information	[Type= discrete] [Format=numeric] [Range= -1-1] [Missing=*]		
Statistics [NW/ W]	[Valid=962 /-] [Invalid=0 /-]		
Value	Label	Cases	Percentage
-1	遺漏值	14	1.5%
0	沒有	754	78.4%




# **vc15\_1\_4: 15-1.**您畢業之後，在工作或事業上有得到其他校友的幫助，在哪些方面有助(複選)?**(4)**提供事業或工作上的資訊

Value	Label	Cases	Percentage
1	有	194	 20.2%

*Warning: these figures indicate the number of cases found in the data file. They cannot be interpreted as summary statistics of the population of interest.*

# **vc15\_1\_5: 15-1.**您畢業之後，在工作或事業上有得到其他校友的幫助，在哪些方面有助(複選)?**(5)**經濟支援




<b>Information</b>	[Type= discrete] [Format=numeric] [Range= -1-1] [Missing=*]
<b>Statistics [NW/ W]</b>	[Valid=962 /-] [Invalid=0 /-]

Value	Label	Cases	Percentage
-1	遺漏值	14	 1.5%
0	沒有	941	 97.8%
1	有	7	 0.7%

*Warning: these figures indicate the number of cases found in the data file. They cannot be interpreted as summary statistics of the population of interest.*

# **vc15\_1\_6: 15-1.**您畢業之後，在工作或事業上有得到其他校友的幫助，在哪些方面有助(複選)?**(6)**其他




<b>Information</b>	[Type= discrete] [Format=numeric] [Range= -1-1] [Missing=*]
<b>Statistics [NW/ W]</b>	[Valid=962 /-] [Invalid=0 /-]

Value	Label	Cases	Percentage
-1	遺漏值	14	 1.5%
0	沒有	930	 96.7%
1	有	18	 1.9%

*Warning: these figures indicate the number of cases found in the data file. They cannot be interpreted as summary statistics of the population of interest.*

# **vc16\_1: 16.**據您所知，校友之間有沒有下列互相幫助的情形(複選)?**(1)**介紹工作




<b>Information</b>	[Type= discrete] [Format=numeric] [Range= -1-1] [Missing=*]
<b>Statistics [NW/ W]</b>	[Valid=962 /-] [Invalid=0 /-]

Value	Label	Cases	Percentage
-1	遺漏值	69	 7.2%
0	沒有	397	 41.3%
1	有	496	 51.6%



















*Warning: these figures indicate the number of cases found in the data file. They cannot be interpreted as summary statistics of the population of interest.*

# **vc16\_2: 16.**據您所知，校友之間有沒有下列互相幫助的情形(複選)?**(2)**人事升遷

<b>Information</b>	[Type= discrete] [Format=numeric] [Range= -1-1] [Missing=*]
<b>Statistics [NW/ W]</b>	[Valid=962 /-] [Invalid=0 /-]

Value	Label	Cases	Percentage
-1	遺漏值	69	 7.2%
0	沒有	692	 71.9%
1	有	201	 20.9%

*Warning: these figures indicate the number of cases found in the data file. They cannot be interpreted as summary statistics of the population of interest.*

# <b>vc16_3: 16.</b> 據您所知，校友之間有沒有下列互相幫助的情形(複選)? <b>(3)</b> 生意往來			
Information	[Type= discrete] [Format=numeric] [Range= -1-1] [Missing=*]		
Statistics [NW/ W]	[Valid=962 /-] [Invalid=0 /-]		
Value	Label	Cases	Percentage
-1	遺漏值	69	 7.2%
0	沒有	562	 58.4%
1	有	331	 34.4%
Warning: these figures indicate the number of cases found in the data file. They cannot be interpreted as summary statistics of the population of interest.			
# <b>vc16_4: 16.</b> 據您所知，校友之間有沒有下列互相幫助的情形(複選)? <b>(4)</b> 提供事業或工作上的資訊			
Information	[Type= discrete] [Format=numeric] [Range= -1-1] [Missing=*]		
Statistics [NW/ W]	[Valid=962 /-] [Invalid=0 /-]		
Value	Label	Cases	Percentage
-1	遺漏值	69	 7.2%
0	沒有	276	 28.7%
1	有	617	 64.1%
Warning: these figures indicate the number of cases found in the data file. They cannot be interpreted as summary statistics of the population of interest.			
# <b>vc16_5: 16.</b> 據您所知，校友之間有沒有下列互相幫助的情形(複選)? <b>(5)</b> 經濟支援			
Information	[Type= discrete] [Format=numeric] [Range= -1-1] [Missing=*]		
Statistics [NW/ W]	[Valid=962 /-] [Invalid=0 /-]		
Value	Label	Cases	Percentage
-1	遺漏值	69	 7.2%
0	沒有	800	 83.2%
1	有	93	 9.7%
Warning: these figures indicate the number of cases found in the data file. They cannot be interpreted as summary statistics of the population of interest.			
# <b>vc16_6: 16.</b> 據您所知，校友之間有沒有下列互相幫助的情形(複選)? <b>(6)</b> 其他			
Information	[Type= discrete] [Format=numeric] [Range= -1-1] [Missing=*]		
Statistics [NW/ W]	[Valid=962 /-] [Invalid=0 /-]		
Value	Label	Cases	Percentage
-1	遺漏值	69	 7.2%
0	沒有	794	 82.5%
1	有	99	 10.3%
Warning: these figures indicate the number of cases found in the data file. They cannot be interpreted as summary statistics of the population of interest.			
# <b>vc17: 17.</b> 一般而言，學校名聲對您的工作或事業有沒有幫助?			
Information	[Type= discrete] [Format=numeric] [Range= -1-9] [Missing=*]		
Statistics [NW/ W]	[Valid=962 /-] [Invalid=0 /-]		
Value	Label	Cases	Percentage
-1	遺漏值	12	 1.2%
1	有很大幫助	75	 7.8%
2	有些幫助	445	 46.3%
3	沒有什麼幫助	418	 43.5%
4	反而有阻力	11	 1.1%
9	遺漏值	1	 0.1%
Warning: these figures indicate the number of cases found in the data file. They cannot be interpreted as summary statistics of the population of interest.			

# <b>vc18: 18.</b> 一般而言，您認為臺灣非教會的私立大學院校是否主要由家族來經營？			
<b>Information</b>		[Type= discrete] [Format=numeric] [Range= -1-6] [Missing=*]	
<b>Statistics [NW/ W]</b>		[Valid=962 /-] [Invalid=0 /-]	
Value	Label	Cases	Percentage
-1	遺漏值	21	<div><div></div></div> 2.2%
1	幾乎都是	71	<div><div></div></div> 7.4%
2	大部分是	247	<div><div></div></div> 25.7%
3	不一定	195	<div><div></div></div> 20.3%
4	小部份是	79	<div><div></div></div> 8.2%
5	幾乎都不是	20	<div><div></div></div> 2.1%
6	不知道	329	<div><div></div></div> 34.2%
<i>Warning: these figures indicate the number of cases found in the data file. They cannot be interpreted as summary statistics of the population of interest.</i>			
# <b>vc19_1: 19.</b> 由家族來經營的私立大學院校和其他私立學校相比，您是否同意以下的看法?(1)家族經營的學校比較穩定和諧			
<b>Information</b>		[Type= discrete] [Format=numeric] [Range= -1-2] [Missing=*]	
<b>Statistics [NW/ W]</b>		[Valid=962 /-] [Invalid=0 /-]	
Value	Label	Cases	Percentage
-1	遺漏值	83	<div><div></div></div> 8.6%
1	同意	148	<div><div></div></div> 15.4%
2	不同意	731	<div><div></div></div> 76.0%
<i>Warning: these figures indicate the number of cases found in the data file. They cannot be interpreted as summary statistics of the population of interest.</i>			
# <b>vc19_2: 19.</b> 由家族來經營的私立大學院校和其他私立學校相比，您是否同意以下的看法?(2)家族經營的學校只要正派經營就好			
<b>Information</b>		[Type= discrete] [Format=numeric] [Range= -1-2] [Missing=*]	
<b>Statistics [NW/ W]</b>		[Valid=962 /-] [Invalid=0 /-]	
Value	Label	Cases	Percentage
-1	遺漏值	76	<div><div></div></div> 7.9%
1	同意	619	<div><div></div></div> 64.3%
2	不同意	267	<div><div></div></div> 27.8%
<i>Warning: these figures indicate the number of cases found in the data file. They cannot be interpreted as summary statistics of the population of interest.</i>			
# <b>vc19_3: 19.</b> 由家族來經營的私立大學院校和其他私立學校相比，您是否同意以下的看法?(3)家族經營的學校比較可能公私不分			
<b>Information</b>		[Type= discrete] [Format=numeric] [Range= -1-2] [Missing=*]	
<b>Statistics [NW/ W]</b>		[Valid=962 /-] [Invalid=0 /-]	
Value	Label	Cases	Percentage
-1	遺漏值	64	<div><div></div></div> 6.7%
1	同意	785	<div><div></div></div> 81.6%
2	不同意	113	<div><div></div></div> 11.7%
<i>Warning: these figures indicate the number of cases found in the data file. They cannot be interpreted as summary statistics of the population of interest.</i>			
# <b>vc19_4: 19.</b> 由家族來經營的私立大學院校和其他私立學校相比，您是否同意以下的看法?(4)家族經營的學校在領導人的接班方面比較沒爭議			
<b>Information</b>		[Type= discrete] [Format=numeric] [Range= -1-2] [Missing=*]	
<b>Statistics [NW/ W]</b>		[Valid=962 /-] [Invalid=0 /-]	




# **vc19\_4: 19.**由家族來經營的私立大學院校和其他私立學校相比，您是否同意以下的看法?(4)家族經營的學校在領導人的接班方面比較沒爭議

Value	Label	Cases	Percentage
-1	遺漏值	77	 8.0%
1	同意	324	 33.7%
2	不同意	561	 58.3%

Warning: these figures indicate the number of cases found in the data file. They cannot be interpreted as summary statistics of the population of interest.

# **vc19\_5: 19.**由家族來經營的私立大學院校和其他私立學校相比，您是否同意以下的看法?(5)家族經營的學校在人事或財務上較不公開




Information	[Type= discrete] [Format=numeric] [Range= -1-2] [Missing=*]
Statistics [NW/ W]	[Valid=962 /-] [Invalid=0 /-]

Value	Label	Cases	Percentage
-1	遺漏值	73	 7.6%
1	同意	814	 84.6%
2	不同意	75	 7.8%

Warning: these figures indicate the number of cases found in the data file. They cannot be interpreted as summary statistics of the population of interest.

# **vc19\_6: 19.**由家族來經營的私立大學院校和其他私立學校相比，您是否同意以下的看法?(6)家族經營的學校領導人的作風較不民主





Information	[Type= discrete] [Format=numeric] [Range= -1-2] [Missing=*]
Statistics [NW/ W]	[Valid=962 /-] [Invalid=0 /-]

Value	Label	Cases	Percentage
-1	遺漏值	80	 8.3%
1	同意	691	 71.8%
2	不同意	191	 19.9%

Warning: these figures indicate the number of cases found in the data file. They cannot be interpreted as summary statistics of the population of interest.

# **vc19\_7: 19.**由家族來經營的私立大學院校和其他私立學校相比，您是否同意以下的看法?(7)其他







Information	[Type= discrete] [Format=numeric] [Range= -1-2] [Missing=*]
Statistics [NW/ W]	[Valid=962 /-] [Invalid=0 /-]

















Value	Label	Cases	Percentage
-1	遺漏值	935	 97.2%
0	遺漏值	3	 0.3%
1	同意	23	 2.4%
2	不同意	1	 0.1%

Warning: these figures indicate the number of cases found in the data file. They cannot be interpreted as summary statistics of the population of interest.

# **vc20: 20.**一般而言，您認為教育部應給予私立大學多少經費的補助?
















Information	[Type= discrete] [Format=numeric] [Range= -1-6] [Missing=*]
Statistics [NW/ W]	[Valid=962 /-] [Invalid=0 /-]

Value	Label	Cases	Percentage
-1	遺漏值	25	 2.6%
1	不必補助	42	 4.4%
2	照現況補助	71	 7.4%
3	提高補助，但不必與公立學校相同	365	 37.9%
4	公立、私立一樣多	328	 34.1%
5	給私立學校補助應高於公立學校	65	 6.8%

# <b>vc20: 20.</b> 一般而言，您認為教育部應給予私立大學多少經費的補助？			
<b>Value</b>	<b>Label</b>	<b>Cases</b>	<b>Percentage</b>
6	無意見	66	 6.9%
<i>Warning: these figures indicate the number of cases found in the data file. They cannot be interpreted as summary statistics of the population of interest.</i>			
# <b>vc21_1: 21.</b> 您是否贊成教育部可以考慮下列補助私立大學的方式(複選)? <b>(1)</b> 補助學校研究設備經費			
<b>Information</b>	[Type= discrete] [Format=numeric] [Range= 1-9] [Missing=*]		
<b>Statistics [NW/ W]</b>	[Valid=962 /-] [Invalid=0 /-]		
<b>Value</b>	<b>Label</b>	<b>Cases</b>	<b>Percentage</b>
1	贊成	857	 89.1%
2	不贊成	30	 3.1%
9	遺漏值	75	 7.8%
<i>Warning: these figures indicate the number of cases found in the data file. They cannot be interpreted as summary statistics of the population of interest.</i>			
# <b>vc21_2: 21.</b> 您是否贊成教育部可以考慮下列補助私立大學的方式(複選)? <b>(2)</b> 補助學校人事經費			
<b>Information</b>	[Type= discrete] [Format=numeric] [Range= 1-9] [Missing=*]		
<b>Statistics [NW/ W]</b>	[Valid=962 /-] [Invalid=0 /-]		
<b>Value</b>	<b>Label</b>	<b>Cases</b>	<b>Percentage</b>
1	贊成	380	 39.5%
2	不贊成	408	 42.4%
9	遺漏值	174	 18.1%
<i>Warning: these figures indicate the number of cases found in the data file. They cannot be interpreted as summary statistics of the population of interest.</i>			
# <b>vc21_3: 21.</b> 您是否贊成教育部可以考慮下列補助私立大學的方式(複選)? <b>(3)</b> 直接補助學生學雜費			
<b>Information</b>	[Type= discrete] [Format=numeric] [Range= 1-9] [Missing=*]		
<b>Statistics [NW/ W]</b>	[Valid=962 /-] [Invalid=0 /-]		
<b>Value</b>	<b>Label</b>	<b>Cases</b>	<b>Percentage</b>
1	贊成	702	 73.0%
2	不贊成	139	 14.4%
9	遺漏值	121	 12.6%
<i>Warning: these figures indicate the number of cases found in the data file. They cannot be interpreted as summary statistics of the population of interest.</i>			
# <b>vc21_4: 21.</b> 您是否贊成教育部可以考慮下列補助私立大學的方式(複選)? <b>(4)</b> 不必補助			
<b>Information</b>	[Type= discrete] [Format=numeric] [Range= 1-9] [Missing=*]		
<b>Statistics [NW/ W]</b>	[Valid=962 /-] [Invalid=0 /-]		
<b>Value</b>	<b>Label</b>	<b>Cases</b>	<b>Percentage</b>
1	贊成	37	 3.8%
2	不贊成	511	 53.1%
9	遺漏值	414	 43.0%
<i>Warning: these figures indicate the number of cases found in the data file. They cannot be interpreted as summary statistics of the population of interest.</i>			
# <b>vd1: 1.</b> 您覺得目前學校對校友是否重視？			
<b>Information</b>	[Type= discrete] [Format=numeric] [Range= -1-5] [Missing=*]		
<b>Statistics [NW/ W]</b>	[Valid=962 /-] [Invalid=0 /-]		
<b>Value</b>	<b>Label</b>	<b>Cases</b>	<b>Percentage</b>
-1	遺漏值	16	 1.7%
1	很重視	75	 7.8%
2	重視	367	 38.1%

# <b>vd1: 1.</b> 您覺得目前學校對校友是否重視？			
Value	Label	Cases	Percentage
3	不太重視	240	<div><div></div></div> 24.9%
4	很不重視	44	<div><div></div></div> 4.6%
5	不清楚	220	<div><div></div></div> 22.9%
Warning: these figures indicate the number of cases found in the data file. They cannot be interpreted as summary statistics of the population of interest.			
# <b>vd2: 2.</b> 目前董事會中有沒有校友參與？			
Information	[Type= discrete] [Format=numeric] [Range= -1-3] [Missing=*]		
Statistics [NW/ W]	[Valid=962 /-] [Invalid=0 /-]		
Value	Label	Cases	Percentage
-1	遺漏值	19	<div><div></div></div> 2.0%
1	有	194	<div><div></div></div> 20.2%
2	沒有	37	<div><div></div></div> 3.8%
3	不知道	712	<div><div></div></div> 74.0%
Warning: these figures indicate the number of cases found in the data file. They cannot be interpreted as summary statistics of the population of interest.			
# <b>vd3: 3.</b> 您認為董事會中應不應該有校友擔任董事？			
Information	[Type= discrete] [Format=numeric] [Range= -1-4] [Missing=*]		
Statistics [NW/ W]	[Valid=962 /-] [Invalid=0 /-]		
Value	Label	Cases	Percentage
-1	遺漏值	52	<div><div></div></div> 5.4%
1	應該有一半以上	117	<div><div></div></div> 12.2%
2	應有三分之一左右	375	<div><div></div></div> 39.0%
3	有校友擔任即可	372	<div><div></div></div> 38.7%
4	校友不應或不需擔任董事(跳答4)	46	<div><div></div></div> 4.8%
Warning: these figures indicate the number of cases found in the data file. They cannot be interpreted as summary statistics of the population of interest.			
# <b>vd3_1: 3-1.</b> 您認為校友董事應由什麼方式產生？			
Information	[Type= discrete] [Format=numeric] [Range= -1-4] [Missing=*]		
Statistics [NW/ W]	[Valid=962 /-] [Invalid=0 /-]		
Value	Label	Cases	Percentage
-1	遺漏值	70	<div><div></div></div> 7.3%
0	遺漏值	53	<div><div></div></div> 5.5%
1	董事會遴選	83	<div><div></div></div> 8.6%
2	校友會推薦	690	<div><div></div></div> 71.7%
3	校友自薦	41	<div><div></div></div> 4.3%
4	其他	25	<div><div></div></div> 2.6%
Warning: these figures indicate the number of cases found in the data file. They cannot be interpreted as summary statistics of the population of interest.			
# <b>vd4_1: 4.</b> 您認為學校進用教師時是否應該優先考慮校友?(1)申請者條件相當時			
Information	[Type= discrete] [Format=numeric] [Range= -1-2] [Missing=*]		
Statistics [NW/ W]	[Valid=962 /-] [Invalid=0 /-]		
Value	Label	Cases	Percentage
-1	遺漏值	18	<div><div></div></div> 1.9%
1	應該	872	<div><div></div></div> 90.6%
2	不應該	72	<div><div></div></div> 7.5%
Warning: these figures indicate the number of cases found in the data file. They cannot be interpreted as summary statistics of the population of interest.			



# <b>vd4_2: 4.</b> 您認為學校進用教師時是否應該優先考慮校友?(2)校友條件差一些時			
<b>Information</b>		[Type= discrete] [Format=numeric] [Range= -1-2] [Missing=*]	
<b>Statistics [NW/ W]</b>		[Valid=962 /-] [Invalid=0 /-]	
<b>Value</b>	<b>Label</b>	<b>Cases</b>	<b>Percentage</b>
-1	遺漏值	83	 8.6%
1	應該	77	 8.0%
2	不應該	802	 83.4%
<i>Warning: these figures indicate the number of cases found in the data file. They cannot be interpreted as summary statistics of the population of interest.</i>			
# <b>vd5_1: 5.</b> 您認為聘用學校行政人員時是否應該優先錄用校友?(1)申請者條件相當時			
<b>Information</b>		[Type= discrete] [Format=numeric] [Range= -1-2] [Missing=*]	
<b>Statistics [NW/ W]</b>		[Valid=962 /-] [Invalid=0 /-]	
<b>Value</b>	<b>Label</b>	<b>Cases</b>	<b>Percentage</b>
-1	遺漏值	21	 2.2%
1	應該	867	 90.1%
2	不應該	74	 7.7%
<i>Warning: these figures indicate the number of cases found in the data file. They cannot be interpreted as summary statistics of the population of interest.</i>			
# <b>vd5_2: 5.</b> 您認為聘用學校行政人員時是否應該優先錄用校友?(2)校友條件差一些時			
<b>Information</b>		[Type= discrete] [Format=numeric] [Range= -1-2] [Missing=*]	
<b>Statistics [NW/ W]</b>		[Valid=962 /-] [Invalid=0 /-]	
<b>Value</b>	<b>Label</b>	<b>Cases</b>	<b>Percentage</b>
-1	遺漏值	89	 9.3%
1	應該	177	 18.4%
2	不應該	696	 72.3%
<i>Warning: these figures indicate the number of cases found in the data file. They cannot be interpreted as summary statistics of the population of interest.</i>			
# <b>vd6_1: 6.</b> 您認為在參與校務發展規劃方面，校友們應該扮演什麼樣的角色?(1)由校友加入董事會參與決策			
<b>Information</b>		[Type= discrete] [Format=numeric] [Range= -1-2] [Missing=*]	
<b>Statistics [NW/ W]</b>		[Valid=962 /-] [Invalid=0 /-]	
<b>Value</b>	<b>Label</b>	<b>Cases</b>	<b>Percentage</b>
-1	遺漏值	85	 8.8%
1	應該	770	 80.0%
2	不應該	107	 11.1%
<i>Warning: these figures indicate the number of cases found in the data file. They cannot be interpreted as summary statistics of the population of interest.</i>			
# <b>vd6_2: 6.</b> 您認為在參與校務發展規劃方面，校友們應該扮演什麼樣的角色?(2)透過校友會與學校合作			
<b>Information</b>		[Type= discrete] [Format=numeric] [Range= -1-2] [Missing=*]	
<b>Statistics [NW/ W]</b>		[Valid=962 /-] [Invalid=0 /-]	
<b>Value</b>	<b>Label</b>	<b>Cases</b>	<b>Percentage</b>
-1	遺漏值	64	 6.7%
1	應該	869	 90.3%
2	不應該	29	 3.0%
<i>Warning: these figures indicate the number of cases found in the data file. They cannot be interpreted as summary statistics of the population of interest.</i>			
# <b>vd6_3: 6.</b> 您認為在參與校務發展規劃方面，校友們應該扮演什麼樣的角色?(3)以捐款或提供實質服務			
<b>Information</b>		[Type= discrete] [Format=numeric] [Range= -1-2] [Missing=*]	
<b>Statistics [NW/ W]</b>		[Valid=962 /-] [Invalid=0 /-]	

# <b>vd6_3: 6.</b> 您認為在參與校務發展規劃方面，校友們應該扮演什麼樣的角色?(3)以捐款或提供實質服務			
Value	Label	Cases	Percentage
-1	遺漏值	78	<div><div></div></div> 8.1%
1	應該	832	<div><div></div></div> 86.5%
2	不應該	52	<div><div></div></div> 5.4%
Warning: these figures indicate the number of cases found in the data file. They cannot be interpreted as summary statistics of the population of interest.			
# <b>vd6_4: 6.</b> 您認為在參與校務發展規劃方面，校友們應該扮演什麼樣的角色?(4)校友個人隨時提供意見			
Information	[Type= discrete] [Format=numeric] [Range= -1-2] [Missing=*]		
Statistics [NW/ W]	[Valid=962 /-] [Invalid=0 /-]		
Value	Label	Cases	Percentage
-1	遺漏值	88	<div><div></div></div> 9.1%
1	應該	758	<div><div></div></div> 78.8%
2	不應該	116	<div><div></div></div> 12.1%
Warning: these figures indicate the number of cases found in the data file. They cannot be interpreted as summary statistics of the population of interest.			
# <b>vd6_5: 6.</b> 您認為在參與校務發展規劃方面，校友們應該扮演什麼樣的角色?(5)不必扮演任何角色			
Information	[Type= discrete] [Format=numeric] [Range= -1-2] [Missing=*]		
Statistics [NW/ W]	[Valid=962 /-] [Invalid=0 /-]		
Value	Label	Cases	Percentage
-1	遺漏值	232	<div><div></div></div> 24.1%
1	應該	53	<div><div></div></div> 5.5%
2	不應該	677	<div><div></div></div> 70.4%
Warning: these figures indicate the number of cases found in the data file. They cannot be interpreted as summary statistics of the population of interest.			
# <b>vd6_6: 6.</b> 您認為在參與校務發展規劃方面，校友們應該扮演什麼樣的角色?(6)其他			
Information	[Type= discrete] [Format=numeric] [Range= -1-2] [Missing=*]		
Statistics [NW/ W]	[Valid=962 /-] [Invalid=0 /-]		
Value	Label	Cases	Percentage
-1	遺漏值	953	<div><div></div></div> 99.1%
1	應該	5	<div><div></div></div> 0.5%
2	不應該	4	<div><div></div></div> 0.4%
Warning: these figures indicate the number of cases found in the data file. They cannot be interpreted as summary statistics of the population of interest.			
# <b>vd7_1: 7.</b> 您認為在參與學校規劃的募款或其他活動方面，校友們應該扮演什麼樣的角色?(1)由校友加入董事會參與決策			
Information	[Type= discrete] [Format=numeric] [Range= -1-2] [Missing=*]		
Statistics [NW/ W]	[Valid=962 /-] [Invalid=0 /-]		
Value	Label	Cases	Percentage
-1	遺漏值	104	<div><div></div></div> 10.8%
1	應該	747	<div><div></div></div> 77.7%
2	不應該	111	<div><div></div></div> 11.5%
Warning: these figures indicate the number of cases found in the data file. They cannot be interpreted as summary statistics of the population of interest.			
# <b>vd7_2: 7.</b> 您認為在參與學校規劃的募款或其他活動方面，校友們應該扮演什麼樣的角色?(2)透過校友會與學校合作			
Information	[Type= discrete] [Format=numeric] [Range= -1-2] [Missing=*]		
Statistics [NW/ W]	[Valid=962 /-] [Invalid=0 /-]		




# <b>vd7_2: 7.</b> 您認為在參與學校規劃的募款或其他活動方面，校友們應該扮演什麼樣的角色?(2)透過校友會與學校合作			
Value	Label	Cases	Percentage
-1	遺漏值	71	<div><div></div></div> 7.4%
1	應該	873	<div><div></div></div> 90.7%
2	不應該	18	<div><div></div></div> 1.9%
Warning: these figures indicate the number of cases found in the data file. They cannot be interpreted as summary statistics of the population of interest.			
# <b>vd7_3: 7.</b> 您認為在參與學校規劃的募款或其他活動方面，校友們應該扮演什麼樣的角色?(3)以捐款或提供實質服務			
Information	[Type= discrete] [Format=numeric] [Range= -1-2] [Missing=*]		
Statistics [NW/ W]	[Valid=962 /-] [Invalid=0 /-]		
Value	Label	Cases	Percentage
-1	遺漏值	73	<div><div></div></div> 7.6%
1	應該	853	<div><div></div></div> 88.7%
2	不應該	36	<div><div></div></div> 3.7%
Warning: these figures indicate the number of cases found in the data file. They cannot be interpreted as summary statistics of the population of interest.			
# <b>vd7_4: 7.</b> 您認為在參與學校規劃的募款或其他活動方面，校友們應該扮演什麼樣的角色?(4)校友個人隨時提供意見			
Information	[Type= discrete] [Format=numeric] [Range= -1-2] [Missing=*]		
Statistics [NW/ W]	[Valid=962 /-] [Invalid=0 /-]		
Value	Label	Cases	Percentage
-1	遺漏值	106	<div><div></div></div> 11.0%
1	應該	759	<div><div></div></div> 78.9%
2	不應該	97	<div><div></div></div> 10.1%
Warning: these figures indicate the number of cases found in the data file. They cannot be interpreted as summary statistics of the population of interest.			
# <b>vd7_5: 7.</b> 您認為在參與學校規劃的募款或其他活動方面，校友們應該扮演什麼樣的角色?(5)不必扮演任何角色			
Information	[Type= discrete] [Format=numeric] [Range= -1-2] [Missing=*]		
Statistics [NW/ W]	[Valid=962 /-] [Invalid=0 /-]		
Value	Label	Cases	Percentage
-1	遺漏值	250	<div><div></div></div> 26.0%
1	應該	70	<div><div></div></div> 7.3%
2	不應該	642	<div><div></div></div> 66.7%
Warning: these figures indicate the number of cases found in the data file. They cannot be interpreted as summary statistics of the population of interest.			
# <b>vd7_6: 7.</b> 您認為在參與學校規劃的募款或其他活動方面，校友們應該扮演什麼樣的角色?(6)其他			
Information	[Type= discrete] [Format=numeric] [Range= -1-2] [Missing=*]		
Statistics [NW/ W]	[Valid=962 /-] [Invalid=0 /-]		
Value	Label	Cases	Percentage
-1	遺漏值	954	<div><div></div></div> 99.2%
1	應該	4	<div><div></div></div> 0.4%
2	不應該	4	<div><div></div></div> 0.4%
Warning: these figures indicate the number of cases found in the data file. They cannot be interpreted as summary statistics of the population of interest.			
# <b>vd8: 8.</b> 您個人目前有沒有參與學校事務?			
Information	[Type= discrete] [Format=numeric] [Range= -1-2] [Missing=*]		
Statistics [NW/ W]	[Valid=962 /-] [Invalid=0 /-]		
Value	Label	Cases	Percentage
-1	遺漏值	12	<div><div></div></div> 1.2%

# vd8: 8.您個人目前有沒有參與學校事務?			
Value	Label	Cases	Percentage
1	有(續答8-1)	32	<div><div></div></div> 3.3%
2	沒有(跳答9)	918	<div><div></div></div> 95.4%
Warning: these figures indicate the number of cases found in the data file. They cannot be interpreted as summary statistics of the population of interest.			
# vd8_1_1: 8-1.您個人目前有參與學校事務， 如何參與(複選)?(1)擔任學校教員			
Information	[Type= discrete] [Format=numeric] [Range= -1-1] [Missing=*]		
Statistics [NW/ W]	[Valid=962 /-] [Invalid=0 /-]		
Value	Label	Cases	Percentage
-1	遺漏值	11	<div><div></div></div> 1.1%
0	沒有	928	<div><div></div></div> 96.5%
1	有	23	<div><div></div></div> 2.4%
Warning: these figures indicate the number of cases found in the data file. They cannot be interpreted as summary statistics of the population of interest.			
# vd8_1_2: 8-1.您個人目前有參與學校事務， 如何參與(複選)?(2)擔任學校行政人員			
Information	[Type= discrete] [Format=numeric] [Range= -1-1] [Missing=*]		
Statistics [NW/ W]	[Valid=962 /-] [Invalid=0 /-]		
Value	Label	Cases	Percentage
-1	遺漏值	11	<div><div></div></div> 1.1%
0	沒有	945	<div><div></div></div> 98.2%
1	有	6	<div><div></div></div> 0.6%
Warning: these figures indicate the number of cases found in the data file. They cannot be interpreted as summary statistics of the population of interest.			
# vd8_1_3: 8-1.您個人目前有參與學校事務， 如何參與(複選)?(3)參與董事會			
Information	[Type= discrete] [Format=numeric] [Range= -1-1] [Missing=*]		
Statistics [NW/ W]	[Valid=962 /-] [Invalid=0 /-]		
Value	Label	Cases	Percentage
-1	遺漏值	11	<div><div></div></div> 1.1%
0	沒有	948	<div><div></div></div> 98.5%
1	有	3	<div><div></div></div> 0.3%
Warning: these figures indicate the number of cases found in the data file. They cannot be interpreted as summary statistics of the population of interest.			
# vd8_1_4: 8-1.您個人目前有參與學校事務， 如何參與(複選)?(4)其他			
Information	[Type= discrete] [Format=numeric] [Range= -1-1] [Missing=*]		
Statistics [NW/ W]	[Valid=962 /-] [Invalid=0 /-]		
Value	Label	Cases	Percentage
-1	遺漏值	11	<div><div></div></div> 1.1%
0	沒有	943	<div><div></div></div> 98.0%
1	有	8	<div><div></div></div> 0.8%
Warning: these figures indicate the number of cases found in the data file. They cannot be interpreted as summary statistics of the population of interest.			
# vd9: 9.您認為校長應如何選出?			
Information	[Type= discrete] [Format=numeric] [Range= -1-6] [Missing=*]		
Statistics [NW/ W]	[Valid=962 /-] [Invalid=0 /-]		
Value	Label	Cases	Percentage
-1	遺漏值	27	<div><div></div></div> 2.8%
1	由全校師生票選(跳答10)	321	<div><div></div></div> 33.4%

# <b>vd9: 9.</b> 您認為校長應如何選出？			
Value	Label	Cases	Percentage
2	由學校教員票選(跳答10)	149	<div><div></div></div> 15.5%
3	由董事會直接遴選(跳答10)	43	<div><div></div></div> 4.5%
4	由校長遴選委員會推薦後交由董事會決定(續答9-1)	329	<div><div></div></div> 34.2%
5	由校長遴選委員會直接決定(續答9-1)	79	<div><div></div></div> 8.2%
6	其他(跳答10)	14	<div><div></div></div> 1.5%
Warning: these figures indicate the number of cases found in the data file. They cannot be interpreted as summary statistics of the population of interest.			
# <b>vd9_1: 9-1.</b> 您認為校長遴選委員會中是否應該有校友代表？			
Information	[Type= discrete] [Format=numeric] [Range= -1-3] [Missing=*]		
Statistics [NW/ W]	[Valid=962 /-] [Invalid=0 /-]		
Value	Label	Cases	Percentage
-1	遺漏值	28	<div><div></div></div> 2.9%
0	遺漏值	476	<div><div></div></div> 49.5%
1	應該	371	<div><div></div></div> 38.6%
2	不應該	15	<div><div></div></div> 1.6%
3	無意見	72	<div><div></div></div> 7.5%
Warning: these figures indicate the number of cases found in the data file. They cannot be interpreted as summary statistics of the population of interest.			
# <b>vd10_1: 10.</b> 您認為董事會應不應該參與下列校務事項的決策?(1)師資聘任			
Information	[Type= discrete] [Format=numeric] [Range= -1-2] [Missing=*]		
Statistics [NW/ W]	[Valid=962 /-] [Invalid=0 /-]		
Value	Label	Cases	Percentage
-1	遺漏值	59	<div><div></div></div> 6.1%
1	應該	319	<div><div></div></div> 33.2%
2	不應該	584	<div><div></div></div> 60.7%
Warning: these figures indicate the number of cases found in the data file. They cannot be interpreted as summary statistics of the population of interest.			
# <b>vd10_2: 10.</b> 您認為董事會應不應該參與下列校務事項的決策?(2)學生素質提昇			
Information	[Type= discrete] [Format=numeric] [Range= -1-2] [Missing=*]		
Statistics [NW/ W]	[Valid=962 /-] [Invalid=0 /-]		
Value	Label	Cases	Percentage
-1	遺漏值	54	<div><div></div></div> 5.6%
1	應該	695	<div><div></div></div> 72.2%
2	不應該	213	<div><div></div></div> 22.1%
Warning: these figures indicate the number of cases found in the data file. They cannot be interpreted as summary statistics of the population of interest.			
# <b>vd10_3: 10.</b> 您認為董事會應不應該參與下列校務事項的決策?(3)財務			
Information	[Type= discrete] [Format=numeric] [Range= -1-2] [Missing=*]		
Statistics [NW/ W]	[Valid=962 /-] [Invalid=0 /-]		
Value	Label	Cases	Percentage
-1	遺漏值	52	<div><div></div></div> 5.4%
1	應該	799	<div><div></div></div> 83.1%
2	不應該	111	<div><div></div></div> 11.5%
Warning: these figures indicate the number of cases found in the data file. They cannot be interpreted as summary statistics of the population of interest.			
# <b>vd10_4: 10.</b> 您認為董事會應不應該參與下列校務事項的決策?(4)校長聘任			
Information	[Type= discrete] [Format=numeric] [Range= -1-2] [Missing=*]		

# **vd10\_4: 10.**您認為董事會應不應該參與下列校務事項的決策?(4)校長聘任

**Statistics [NW/ W]** [Valid=962 /-] [Invalid=0 /-]




Value	Label	Cases	Percentage
-1	遺漏值	57	 5.9%
1	應該	637	 66.2%
2	不應該	268	 27.9%

*Warning: these figures indicate the number of cases found in the data file. They cannot be interpreted as summary statistics of the population of interest.*

# **vd10\_5: 10.**您認為董事會應不應該參與下列校務事項的決策?(5)校友會事務
















**Information** [Type= discrete] [Format=numeric] [Range= -1-2] [Missing=\*]

**Statistics [NW/ W]** [Valid=962 /-] [Invalid=0 /-]

Value	Label	Cases	Percentage
-1	遺漏值	89	 9.3%
1	應該	415	 43.1%
2	不應該	458	 47.6%

*Warning: these figures indicate the number of cases found in the data file. They cannot be interpreted as summary statistics of the population of interest.*

# <b>vd10_6: 10.</b> 您認為董事會應不應該參與下列校務事項的決策?(6)其他			
Information		[Type= discrete] [Format=numeric] [Range= -1-6] [Missing=*]	
Statistics [NW/ W]		[Valid=962 /-] [Invalid=0 /-]	
Value	Label	Cases	Percentage
-1	遺漏值	948	<div><div></div></div> 98.5%
0	遺漏值	1	<div><div></div></div> 0.1%
1	應該	8	<div><div></div></div> 0.8%
2	不應該	4	<div><div></div></div> 0.4%
6	遺漏值	1	<div><div></div></div> 0.1%
Warning: these figures indicate the number of cases found in the data file. They cannot be interpreted as summary statistics of the population of interest.			
# <b>card5: 卡號五</b>			
Information		[Type= discrete] [Format=numeric] [Range= 5-5] [Missing=*]	
Statistics [NW/ W]		[Valid=962 /-] [Invalid=0 /-] [Mean=5 /-] [StdDev=0 /-]	
Value	Label	Cases	Percentage
5		962	<div><div></div></div> 100.0%
Warning: these figures indicate the number of cases found in the data file. They cannot be interpreted as summary statistics of the population of interest.			
# <b>id5: 編號五</b>			
Information		[Type= continuous] [Format=numeric] [Range= 1003-7600] [Missing=*]	
Statistics [NW/ W]		[Valid=962 /-] [Invalid=0 /-] [Mean=4323.4 /-] [StdDev=1789.185 /-]	
# <b>ve1_1: 1.</b> 據您所知，校友會未來可能以何種方式協助學校發展(複選)?(1)發動特定目的捐款活動			
Information		[Type= discrete] [Format=numeric] [Range= -1-1] [Missing=*]	
Statistics [NW/ W]		[Valid=962 /-] [Invalid=0 /-]	
Value	Label	Cases	Percentage
-1	遺漏值	28	<div><div></div></div> 2.9%
0	沒有	206	<div><div></div></div> 21.4%
1	有	728	<div><div></div></div> 75.7%
Warning: these figures indicate the number of cases found in the data file. They cannot be interpreted as summary statistics of the population of interest.			
# <b>ve1_2: 1.</b> 據您所知，校友會未來可能以何種方式協助學校發展(複選)?(2)提供畢業生就業資訊			
Information		[Type= discrete] [Format=numeric] [Range= -1-1] [Missing=*]	
Statistics [NW/ W]		[Valid=962 /-] [Invalid=0 /-]	
Value	Label	Cases	Percentage
-1	遺漏值	28	<div><div></div></div> 2.9%
0	沒有	136	<div><div></div></div> 14.1%
1	有	798	<div><div></div></div> 83.0%
Warning: these figures indicate the number of cases found in the data file. They cannot be interpreted as summary statistics of the population of interest.			
# <b>ve1_3: 1.</b> 據您所知，校友會未來可能以何種方式協助學校發展(複選)?(3)協助畢業生獲得工作			
Information		[Type= discrete] [Format=numeric] [Range= -1-1] [Missing=*]	
Statistics [NW/ W]		[Valid=962 /-] [Invalid=0 /-]	
Value	Label	Cases	Percentage
-1	遺漏值	28	<div><div></div></div> 2.9%
0	沒有	240	<div><div></div></div> 24.9%
1	有	694	<div><div></div></div> 72.1%
Warning: these figures indicate the number of cases found in the data file. They cannot be interpreted as summary statistics of the population of interest.			

# <b>ve1_4: 1.</b> 據您所知，校友會未來可能以何種方式協助學校發展(複選)? <b>(4)</b> 提供在校生獎學金			
<b>Information</b>		[Type= discrete] [Format=numeric] [Range= -1-1] [Missing=*]	
<b>Statistics [NW/ W]</b>		[Valid=962 /-] [Invalid=0 /-]	
<b>Value</b>	<b>Label</b>	<b>Cases</b>	<b>Percentage</b>
-1	遺漏值	28	 2.9%
0	沒有	283	 29.4%
1	有	651	 67.7%
<i>Warning: these figures indicate the number of cases found in the data file. They cannot be interpreted as summary statistics of the population of interest.</i>			
# <b>ve1_5: 1.</b> 據您所知，校友會未來可能以何種方式協助學校發展(複選)? <b>(5)</b> 提供在校生急難救助或返鄉專車等社會服務			
<b>Information</b>		[Type= discrete] [Format=numeric] [Range= -1-1] [Missing=*]	
<b>Statistics [NW/ W]</b>		[Valid=962 /-] [Invalid=0 /-]	
<b>Value</b>	<b>Label</b>	<b>Cases</b>	<b>Percentage</b>
-1	遺漏值	28	 2.9%
0	沒有	524	 54.5%
1	有	410	 42.6%
<i>Warning: these figures indicate the number of cases found in the data file. They cannot be interpreted as summary statistics of the population of interest.</i>			
# <b>ve1_6: 1.</b> 據您所知，校友會未來可能以何種方式協助學校發展(複選)? <b>(6)</b> 舉辦傑出校友座談會、演講或其他活動			
<b>Information</b>		[Type= discrete] [Format=numeric] [Range= -1-1] [Missing=*]	
<b>Statistics [NW/ W]</b>		[Valid=962 /-] [Invalid=0 /-]	
<b>Value</b>	<b>Label</b>	<b>Cases</b>	<b>Percentage</b>
-1	遺漏值	28	 2.9%
0	沒有	224	 23.3%
1	有	710	 73.8%
<i>Warning: these figures indicate the number of cases found in the data file. They cannot be interpreted as summary statistics of the population of interest.</i>			
# <b>ve1_7: 1.</b> 據您所知，校友會未來可能以何種方式協助學校發展(複選)? <b>(7)</b> 給予學校精神支持			
<b>Information</b>		[Type= discrete] [Format=numeric] [Range= -1-1] [Missing=*]	
<b>Statistics [NW/ W]</b>		[Valid=962 /-] [Invalid=0 /-]	
<b>Value</b>	<b>Label</b>	<b>Cases</b>	<b>Percentage</b>
-1	遺漏值	28	 2.9%
0	沒有	314	 32.6%
1	有	620	 64.4%
<i>Warning: these figures indicate the number of cases found in the data file. They cannot be interpreted as summary statistics of the population of interest.</i>			
# <b>ve1_8: 1.</b> 據您所知，校友會未來可能以何種方式協助學校發展(複選)? <b>(8)</b> 協助學校校務發展的規劃			
<b>Information</b>		[Type= discrete] [Format=numeric] [Range= -1-1] [Missing=*]	
<b>Statistics [NW/ W]</b>		[Valid=962 /-] [Invalid=0 /-]	
<b>Value</b>	<b>Label</b>	<b>Cases</b>	<b>Percentage</b>
-1	遺漏值	28	 2.9%
0	沒有	327	 34.0%
1	有	607	 63.1%
<i>Warning: these figures indicate the number of cases found in the data file. They cannot be interpreted as summary statistics of the population of interest.</i>			
# <b>ve1_9: 1.</b> 據您所知，校友會未來可能以何種方式協助學校發展(複選)? <b>(9)</b> 參與董事會			
<b>Information</b>		[Type= discrete] [Format=numeric] [Range= -1-1] [Missing=*]	
<b>Statistics [NW/ W]</b>		[Valid=962 /-] [Invalid=0 /-]	



# ve1_9: 1.據您所知，校友會未來可能以何種方式協助學校發展(複選)?(9)參與董事會			
Value	Label	Cases	Percentage
-1	遺漏值	28	<div><div></div></div> 2.9%
0	沒有	464	<div><div></div></div> 48.2%
1	有	470	<div><div></div></div> 48.9%
Warning: these figures indicate the number of cases found in the data file. They cannot be interpreted as summary statistics of the population of interest.			
# ve1_10: 1.據您所知，校友會未來可能以何種方式協助學校發展(複選)?(10)參與校長遴選			
Information	[Type= discrete] [Format=numeric] [Range= -1-1] [Missing=*]		
Statistics [NW/ W]	[Valid=962 /-] [Invalid=0 /-]		
Value	Label	Cases	Percentage
-1	遺漏值	27	<div><div></div></div> 2.8%
0	沒有	648	<div><div></div></div> 67.4%
1	有	287	<div><div></div></div> 29.8%
Warning: these figures indicate the number of cases found in the data file. They cannot be interpreted as summary statistics of the population of interest.			
# ve1_11: 1.據您所知，校友會未來可能以何種方式協助學校發展(複選)?(11)越少管越好			
Information	[Type= discrete] [Format=numeric] [Range= -1-1] [Missing=*]		
Statistics [NW/ W]	[Valid=962 /-] [Invalid=0 /-]		
Value	Label	Cases	Percentage
-1	遺漏值	27	<div><div></div></div> 2.8%
0	沒有	908	<div><div></div></div> 94.4%
1	有	27	<div><div></div></div> 2.8%
Warning: these figures indicate the number of cases found in the data file. They cannot be interpreted as summary statistics of the population of interest.			
# ve1_12: 1.據您所知，校友會未來可能以何種方式協助學校發展(複選)?(12)其他			
Information	[Type= discrete] [Format=numeric] [Range= -1-1] [Missing=*]		
Statistics [NW/ W]	[Valid=962 /-] [Invalid=0 /-]		
Value	Label	Cases	Percentage
-1	遺漏值	27	<div><div></div></div> 2.8%
0	沒有	919	<div><div></div></div> 95.5%
1	有	16	<div><div></div></div> 1.7%
Warning: these figures indicate the number of cases found in the data file. They cannot be interpreted as summary statistics of the population of interest.			
# ve2_1: 2.您個人未來可能以何種方式協助學校發展(複選)?(1)提供特定目的捐款			
Information	[Type= discrete] [Format=numeric] [Range= -1-1] [Missing=*]		
Statistics [NW/ W]	[Valid=962 /-] [Invalid=0 /-]		
Value	Label	Cases	Percentage
-1	遺漏值	35	<div><div></div></div> 3.6%
0	沒有	382	<div><div></div></div> 39.7%
1	有	545	<div><div></div></div> 56.7%
Warning: these figures indicate the number of cases found in the data file. They cannot be interpreted as summary statistics of the population of interest.			
# ve2_2: 2.您個人未來可能以何種方式協助學校發展(複選)?(2)提供畢業生就業資訊			
Information	[Type= discrete] [Format=numeric] [Range= -1-1] [Missing=*]		
Statistics [NW/ W]	[Valid=962 /-] [Invalid=0 /-]		
Value	Label	Cases	Percentage
-1	遺漏值	35	<div><div></div></div> 3.6%

# ve2_2: 2.您個人未來可能以何種方式協助學校發展(複選)?(2)提供畢業生就業資訊			
Value	Label	Cases	Percentage
0	沒有	506	<div><div></div></div> 52.6%
1	有	421	<div><div></div></div> 43.8%
Warning: these figures indicate the number of cases found in the data file. They cannot be interpreted as summary statistics of the population of interest.			
# ve2_3: 2.您個人未來可能以何種方式協助學校發展(複選)?(3)協助畢業生獲得工作			
Information	[Type= discrete] [Format=numeric] [Range= -1-1] [Missing=*]		
Statistics [NW/ W]	[Valid=962 /-] [Invalid=0 /-]		
Value	Label	Cases	Percentage
-1	遺漏值	35	<div><div></div></div> 3.6%
0	沒有	616	<div><div></div></div> 64.0%
1	有	311	<div><div></div></div> 32.3%
Warning: these figures indicate the number of cases found in the data file. They cannot be interpreted as summary statistics of the population of interest.			
# ve2_4: 2.您個人未來可能以何種方式協助學校發展(複選)?(4)提供在校生獎學金			
Information	[Type= discrete] [Format=numeric] [Range= -1-1] [Missing=*]		
Statistics [NW/ W]	[Valid=962 /-] [Invalid=0 /-]		
Value	Label	Cases	Percentage
-1	遺漏值	35	<div><div></div></div> 3.6%
0	沒有	764	<div><div></div></div> 79.4%
1	有	163	<div><div></div></div> 16.9%
Warning: these figures indicate the number of cases found in the data file. They cannot be interpreted as summary statistics of the population of interest.			
# ve2_5: 2.您個人未來可能以何種方式協助學校發展(複選)?(5)提供在校生急難救助或返鄉專車等社會服務			
Information	[Type= discrete] [Format=numeric] [Range= -1-1] [Missing=*]		
Statistics [NW/ W]	[Valid=962 /-] [Invalid=0 /-]		
Value	Label	Cases	Percentage
-1	遺漏值	35	<div><div></div></div> 3.6%
0	沒有	844	<div><div></div></div> 87.7%
1	有	83	<div><div></div></div> 8.6%
Warning: these figures indicate the number of cases found in the data file. They cannot be interpreted as summary statistics of the population of interest.			
# ve2_6: 2.您個人未來可能以何種方式協助學校發展(複選)?(6)舉辦傑出校友座談會、演講或其他活動			
Information	[Type= discrete] [Format=numeric] [Range= -1-1] [Missing=*]		
Statistics [NW/ W]	[Valid=962 /-] [Invalid=0 /-]		
Value	Label	Cases	Percentage
-1	遺漏值	35	<div><div></div></div> 3.6%
0	沒有	749	<div><div></div></div> 77.9%
1	有	178	<div><div></div></div> 18.5%
Warning: these figures indicate the number of cases found in the data file. They cannot be interpreted as summary statistics of the population of interest.			
# ve2_7: 2.您個人未來可能以何種方式協助學校發展(複選)?(7)給予學校精神支持			
Information	[Type= discrete] [Format=numeric] [Range= -1-1] [Missing=*]		
Statistics [NW/ W]	[Valid=962 /-] [Invalid=0 /-]		
Value	Label	Cases	Percentage
-1	遺漏值	35	<div><div></div></div> 3.6%
0	沒有	382	<div><div></div></div> 39.7%

# ve2_7: 2.您個人未來可能以何種方式協助學校發展(複選)?(7)給予學校精神支持			
Value	Label	Cases	Percentage
1	有	545	<div><div></div></div> 56.7%
Warning: these figures indicate the number of cases found in the data file. They cannot be interpreted as summary statistics of the population of interest.			
# ve2_8: 2.您個人未來可能以何種方式協助學校發展(複選)?(8)協助學校校務發展的規劃			
Information	[Type= discrete] [Format=numeric] [Range= -1-1] [Missing=*]		
Statistics [NW/ W]	[Valid=962 /-] [Invalid=0 /-]		
Value	Label	Cases	Percentage
-1	遺漏值	35	<div><div></div></div> 3.6%
0	沒有	803	<div><div></div></div> 83.5%
1	有	124	<div><div></div></div> 12.9%
Warning: these figures indicate the number of cases found in the data file. They cannot be interpreted as summary statistics of the population of interest.			
# ve2_9: 2.您個人未來可能以何種方式協助學校發展(複選)?(9)參與董事會			
Information	[Type= discrete] [Format=numeric] [Range= -1-1] [Missing=*]		
Statistics [NW/ W]	[Valid=962 /-] [Invalid=0 /-]		
Value	Label	Cases	Percentage
-1	遺漏值	35	<div><div></div></div> 3.6%
0	沒有	896	<div><div></div></div> 93.1%
1	有	31	<div><div></div></div> 3.2%
Warning: these figures indicate the number of cases found in the data file. They cannot be interpreted as summary statistics of the population of interest.			
# ve2_10: 2.您個人未來可能以何種方式協助學校發展(複選)?(10)參與校長遴選			
Information	[Type= discrete] [Format=numeric] [Range= -1-1] [Missing=*]		
Statistics [NW/ W]	[Valid=962 /-] [Invalid=0 /-]		
Value	Label	Cases	Percentage
-1	遺漏值	35	<div><div></div></div> 3.6%
0	沒有	895	<div><div></div></div> 93.0%
1	有	32	<div><div></div></div> 3.3%
Warning: these figures indicate the number of cases found in the data file. They cannot be interpreted as summary statistics of the population of interest.			
# ve2_11: 2.您個人未來可能以何種方式協助學校發展(複選)?(11)越少管越好			
Information	[Type= discrete] [Format=numeric] [Range= -1-1] [Missing=*]		
Statistics [NW/ W]	[Valid=962 /-] [Invalid=0 /-]		
Value	Label	Cases	Percentage
-1	遺漏值	35	<div><div></div></div> 3.6%
0	沒有	871	<div><div></div></div> 90.5%
1	有	56	<div><div></div></div> 5.8%
Warning: these figures indicate the number of cases found in the data file. They cannot be interpreted as summary statistics of the population of interest.			
# ve2_12: 2.您個人未來可能以何種方式協助學校發展(複選)?(12)其他			
Information	[Type= discrete] [Format=numeric] [Range= -1-1] [Missing=*]		
Statistics [NW/ W]	[Valid=962 /-] [Invalid=0 /-]		
Value	Label	Cases	Percentage
-1	遺漏值	35	<div><div></div></div> 3.6%
0	沒有	900	<div><div></div></div> 93.6%
1	有	27	<div><div></div></div> 2.8%
Warning: these figures indicate the number of cases found in the data file. They cannot be interpreted as summary statistics of the population of interest.			

# ve3: 3.如果學校每年都向您勸募一、二千元的小額捐款，您捐款的可能性如何？			
Information	[Type= discrete] [Format=numeric] [Range= -1-4] [Missing=*]		
Statistics [NW/ W]	[Valid=962 /-] [Invalid=0 /-]		
Value	Label	Cases	Percentage
-1	遺漏值	19	<div><div></div></div> 2.0%
1	很可能	346	<div><div></div></div> 36.0%
2	可能	477	<div><div></div></div> 49.6%
3	不可能	90	<div><div></div></div> 9.4%
4	很不可能	30	<div><div></div></div> 3.1%
Warning: these figures indicate the number of cases found in the data file. They cannot be interpreted as summary statistics of the population of interest.			
# ve4: 4.就捐款而言，你個人會優先捐給學校或捐給系裡？			
Information	[Type= discrete] [Format=numeric] [Range= -1-4] [Missing=*]		
Statistics [NW/ W]	[Valid=962 /-] [Invalid=0 /-]		
Value	Label	Cases	Percentage
-1	遺漏值	24	<div><div></div></div> 2.5%
1	學校	177	<div><div></div></div> 18.4%
2	系	575	<div><div></div></div> 59.8%
3	無所謂	151	<div><div></div></div> 15.7%
4	不知道	35	<div><div></div></div> 3.6%
Warning: these figures indicate the number of cases found in the data file. They cannot be interpreted as summary statistics of the population of interest.			
# ve5_1_1: 5.學校有哪些需要時，您個人較可能捐款給學校(複選)?(1)系方面：設備			
Information	[Type= discrete] [Format=numeric] [Range= -1-1] [Missing=*]		
Statistics [NW/ W]	[Valid=962 /-] [Invalid=0 /-]		
Value	Label	Cases	Percentage
-1	遺漏值	24	<div><div></div></div> 2.5%
0	不是	459	<div><div></div></div> 47.7%
1	是	479	<div><div></div></div> 49.8%
Warning: these figures indicate the number of cases found in the data file. They cannot be interpreted as summary statistics of the population of interest.			
# ve5_1_2: 5.學校有哪些需要時，您個人較可能捐款給學校(複選)?(1)系方面：圖書			
Information	[Type= discrete] [Format=numeric] [Range= -1-1] [Missing=*]		
Statistics [NW/ W]	[Valid=962 /-] [Invalid=0 /-]		
Value	Label	Cases	Percentage
-1	遺漏值	24	<div><div></div></div> 2.5%
0	不是	467	<div><div></div></div> 48.5%
1	是	471	<div><div></div></div> 49.0%
Warning: these figures indicate the number of cases found in the data file. They cannot be interpreted as summary statistics of the population of interest.			
# ve5_1_3: 5.學校有哪些需要時，您個人較可能捐款給學校(複選)?(1)系方面：獎學金			
Information	[Type= discrete] [Format=numeric] [Range= -1-1] [Missing=*]		
Statistics [NW/ W]	[Valid=962 /-] [Invalid=0 /-]		
Value	Label	Cases	Percentage
-1	遺漏值	24	<div><div></div></div> 2.5%
0	不是	630	<div><div></div></div> 65.5%
1	是	308	<div><div></div></div> 32.0%
Warning: these figures indicate the number of cases found in the data file. They cannot be interpreted as summary statistics of the population of interest.			

# ve5_1_4: 5.學校有哪些需要時，您個人較可能捐款給學校(複選)?(1)系方面：師資			
Information	[Type= discrete] [Format=numeric] [Range= -1-1] [Missing=*]		
Statistics [NW/ W]	[Valid=962 /-] [Invalid=0 /-]		
Value	Label	Cases	Percentage
-1	遺漏值	24	2.5%
0	不是	751	78.1%
1	是	187	19.4%
Warning: these figures indicate the number of cases found in the data file. They cannot be interpreted as summary statistics of the population of interest.			
# ve5_1_5: 5.學校有哪些需要時，您個人較可能捐款給學校(複選)?(1)系方面：學術發展基金			
Information	[Type= discrete] [Format=numeric] [Range= -1-1] [Missing=*]		
Statistics [NW/ W]	[Valid=962 /-] [Invalid=0 /-]		
Value	Label	Cases	Percentage
-1	遺漏值	24	2.5%
0	不是	625	65.0%
1	是	313	32.5%
Warning: these figures indicate the number of cases found in the data file. They cannot be interpreted as summary statistics of the population of interest.			
# ve5_1_6: 5.學校有哪些需要時，您個人較可能捐款給學校(複選)?(1)系方面：系友會			
Information	[Type= discrete] [Format=numeric] [Range= -1-1] [Missing=*]		
Statistics [NW/ W]	[Valid=962 /-] [Invalid=0 /-]		
Value	Label	Cases	Percentage
-1	遺漏值	24	2.5%
0	不是	680	70.7%
1	是	258	26.8%
Warning: these figures indicate the number of cases found in the data file. They cannot be interpreted as summary statistics of the population of interest.			
# ve5_1_7: 5.學校有哪些需要時，您個人較可能捐款給學校(複選)?(1)系方面：重大工程			
Information	[Type= discrete] [Format=numeric] [Range= -1-1] [Missing=*]		
Statistics [NW/ W]	[Valid=962 /-] [Invalid=0 /-]		
Value	Label	Cases	Percentage
-1	遺漏值	24	2.5%
0	不是	797	82.8%
1	是	141	14.7%
Warning: these figures indicate the number of cases found in the data file. They cannot be interpreted as summary statistics of the population of interest.			
# ve5_1_8: 5.學校有哪些需要時，您個人較可能捐款給學校(複選)?(1)系方面：其他			
Information	[Type= discrete] [Format=numeric] [Range= -1-1] [Missing=*]		
Statistics [NW/ W]	[Valid=962 /-] [Invalid=0 /-]		
Value	Label	Cases	Percentage
-1	遺漏值	25	2.6%
0	不是	928	96.5%
1	是	9	0.9%
Warning: these figures indicate the number of cases found in the data file. They cannot be interpreted as summary statistics of the population of interest.			
# ve5_2_1: 5.學校有哪些需要時，您個人較可能捐款給學校(複選)?(2)校方面：設備			
Information	[Type= discrete] [Format=numeric] [Range= -1-1] [Missing=*]		
Statistics [NW/ W]	[Valid=962 /-] [Invalid=0 /-]		

# ve5_2_1: 5.學校有哪些需要時，您個人較可能捐款給學校(複選)?(2)校方面：設備			
Value	Label	Cases	Percentage
-1	遺漏值	27	<div><div></div></div> 2.8%
0	不是	537	<div><div></div></div> 55.8%
1	是	398	<div><div></div></div> 41.4%
Warning: these figures indicate the number of cases found in the data file. They cannot be interpreted as summary statistics of the population of interest.			
# ve5_2_2: 5.學校有哪些需要時，您個人較可能捐款給學校(複選)?(2)校方面：圖書			
Information	[Type= discrete] [Format=numeric] [Range= -1-1] [Missing=*]		
Statistics [NW/ W]	[Valid=962 /-] [Invalid=0 /-]		
Value	Label	Cases	Percentage
-1	遺漏值	27	<div><div></div></div> 2.8%
0	不是	549	<div><div></div></div> 57.1%
1	是	386	<div><div></div></div> 40.1%
Warning: these figures indicate the number of cases found in the data file. They cannot be interpreted as summary statistics of the population of interest.			
# ve5_2_3: 5.學校有哪些需要時，您個人較可能捐款給學校(複選)?(2)校方面：獎學金			
Information	[Type= discrete] [Format=numeric] [Range= -1-1] [Missing=*]		
Statistics [NW/ W]	[Valid=962 /-] [Invalid=0 /-]		
Value	Label	Cases	Percentage
-1	遺漏值	27	<div><div></div></div> 2.8%
0	不是	708	<div><div></div></div> 73.6%
1	是	227	<div><div></div></div> 23.6%
Warning: these figures indicate the number of cases found in the data file. They cannot be interpreted as summary statistics of the population of interest.			
# ve5_2_4: 5.學校有哪些需要時，您個人較可能捐款給學校(複選)?(2)校方面：師資			
Information	[Type= discrete] [Format=numeric] [Range= -1-1] [Missing=*]		
Statistics [NW/ W]	[Valid=962 /-] [Invalid=0 /-]		
Value	Label	Cases	Percentage
-1	遺漏值	27	<div><div></div></div> 2.8%
0	不是	789	<div><div></div></div> 82.0%
1	是	146	<div><div></div></div> 15.2%
Warning: these figures indicate the number of cases found in the data file. They cannot be interpreted as summary statistics of the population of interest.			
# ve5_2_5: 5.學校有哪些需要時，您個人較可能捐款給學校(複選)?(2)校方面：學術發展基金			
Information	[Type= discrete] [Format=numeric] [Range= -1-1] [Missing=*]		
Statistics [NW/ W]	[Valid=962 /-] [Invalid=0 /-]		
Value	Label	Cases	Percentage
-1	遺漏值	27	<div><div></div></div> 2.8%
0	不是	633	<div><div></div></div> 65.8%
1	是	302	<div><div></div></div> 31.4%
Warning: these figures indicate the number of cases found in the data file. They cannot be interpreted as summary statistics of the population of interest.			
# ve5_2_6: 5.學校有哪些需要時，您個人較可能捐款給學校(複選)?(2)校方面：系友會			
Information	[Type= discrete] [Format=numeric] [Range= -1-1] [Missing=*]		
Statistics [NW/ W]	[Valid=962 /-] [Invalid=0 /-]		
Value	Label	Cases	Percentage
-1	遺漏值	27	<div><div></div></div> 2.8%

# ve5_2_6: 5.學校有哪些需要時，您個人較可能捐款給學校(複選)?(2)校方面：系友會			
Value	Label	Cases	Percentage
0	不是	730	<div><div></div></div> 75.9%
1	是	205	<div><div></div></div> 21.3%
Warning: these figures indicate the number of cases found in the data file. They cannot be interpreted as summary statistics of the population of interest.			
# ve5_2_7: 5.學校有哪些需要時，您個人較可能捐款給學校(複選)?(2)校方面：重大工程			
Information	[Type= discrete] [Format=numeric] [Range= -1-1] [Missing=*]		
Statistics [NW/ W]	[Valid=962 /-] [Invalid=0 /-]		
Value	Label	Cases	Percentage
-1	遺漏值	27	<div><div></div></div> 2.8%
0	不是	672	<div><div></div></div> 69.9%
1	是	263	<div><div></div></div> 27.3%
Warning: these figures indicate the number of cases found in the data file. They cannot be interpreted as summary statistics of the population of interest.			
# ve5_2_8: 5.學校有哪些需要時，您個人較可能捐款給學校(複選)?(2)校方面：其他			
Information	[Type= discrete] [Format=numeric] [Range= -1-1] [Missing=*]		
Statistics [NW/ W]	[Valid=962 /-] [Invalid=0 /-]		
Value	Label	Cases	Percentage
-1	遺漏值	28	<div><div></div></div> 2.9%
0	不是	919	<div><div></div></div> 95.5%
1	是	15	<div><div></div></div> 1.6%
Warning: these figures indicate the number of cases found in the data file. They cannot be interpreted as summary statistics of the population of interest.			
# ve5_3_1: 5.學校有哪些需要時，您個人較可能捐款給學校(複選)?(3)學校主動募款，直接通知			
Information	[Type= discrete] [Format=numeric] [Range= -1-1] [Missing=*]		
Statistics [NW/ W]	[Valid=962 /-] [Invalid=0 /-]		
Value	Label	Cases	Percentage
-1	遺漏值	27	<div><div></div></div> 2.8%
0	不是	418	<div><div></div></div> 43.5%
1	是	517	<div><div></div></div> 53.7%
Warning: these figures indicate the number of cases found in the data file. They cannot be interpreted as summary statistics of the population of interest.			
# ve5_3_2: 5.學校有哪些需要時，您個人較可能捐款給學校(複選)?(3)其他			
Information	[Type= discrete] [Format=numeric] [Range= -1-1] [Missing=*]		
Statistics [NW/ W]	[Valid=962 /-] [Invalid=0 /-]		
Value	Label	Cases	Percentage
-1	遺漏值	27	<div><div></div></div> 2.8%
0	不是	905	<div><div></div></div> 94.1%
1	是	30	<div><div></div></div> 3.1%
Warning: these figures indicate the number of cases found in the data file. They cannot be interpreted as summary statistics of the population of interest.			

<b>File : 教師</b>			
# card1: 卡號一			
Information	[Type= discrete] [Format=numeric] [Range= 1-1] [Missing=*]		
Statistics [NW/ W]	[Valid=1073 /-] [Invalid=0 /-] [Mean=1 /-] [StdDev=0 /-]		
Value	Label	Cases	Percentage
1		1073	<div><div></div></div> 100.0%
Warning: these figures indicate the number of cases found in the data file. They cannot be interpreted as summary statistics of the population of interest.			
# school1: 您目前服務的學校是?			
Information	[Type= discrete] [Format=numeric] [Range= 1-11] [Missing=*]		
Statistics [NW/ W]	[Valid=1073 /-] [Invalid=0 /-]		
Value	Label	Cases	Percentage
1	輔仁大學	144	<div><div></div></div> 13.4%
2	淡江大學	149	<div><div></div></div> 13.9%
3	世界新聞傳播學院	48	<div><div></div></div> 4.5%
4	台北醫學院	57	<div><div></div></div> 5.3%
5	實踐設計管理學院	25	<div><div></div></div> 2.3%
6	元智工學院	35	<div><div></div></div> 3.3%
7	長庚醫學院暨工學院	47	<div><div></div></div> 4.4%
8	中原大學	104	<div><div></div></div> 9.7%
9	逢甲大學	201	<div><div></div></div> 18.7%
10	東海大學	148	<div><div></div></div> 13.8%
11	高雄醫學院	115	<div><div></div></div> 10.7%
Warning: these figures indicate the number of cases found in the data file. They cannot be interpreted as summary statistics of the population of interest.			
# id1: 編號			
Information	[Type= continuous] [Format=numeric] [Range= 1-521] [Missing=*]		
Statistics [NW/ W]	[Valid=1073 /-] [Invalid=0 /-] [Mean=158.076 /-] [StdDev=120.119 /-]		
# sex: 1.性別			
Information	[Type= discrete] [Format=numeric] [Range= 0-2] [Missing=*]		
Statistics [NW/ W]	[Valid=1073 /-] [Invalid=0 /-]		
Value	Label	Cases	Percentage
0	遺漏值	8	<div><div></div></div> 0.7%
1	男	790	<div><div></div></div> 73.6%
2	女	275	<div><div></div></div> 25.6%
Warning: these figures indicate the number of cases found in the data file. They cannot be interpreted as summary statistics of the population of interest.			
# borny: 2.您是什麼時候出生的?民國__年			
Information	[Type= discrete] [Format=numeric] [Range= 0-57] [Missing=*]		
Statistics [NW/ W]	[Valid=1073 /-] [Invalid=0 /-]		
Value	Label	Cases	Percentage
0	遺漏值	28	<div><div></div></div> 2.6%
1		2	<div><div></div></div> 0.2%
8		2	<div><div></div></div> 0.2%
10		1	<div><div></div></div> 0.1%
11		3	<div><div></div></div> 0.3%



# File : 教師

# borny: 2. 您是什麼時候出生的?民國\_\_年

Value	Label	Cases	Percentage
12		3	0.3%
13		3	0.3%
14		6	0.6%
15		4	0.4%
17		9	0.8%
18		9	0.8%
19		11	1.0%
20		6	0.6%
21		10	0.9%
22		7	0.7%
23		9	0.8%
24		12	1.1%
25		17	1.6%
26		9	0.8%
27		15	1.4%
28		13	1.2%
29		14	1.3%
30		24	2.2%
31		19	1.8%
32		32	3.0%
33		18	1.7%
34		24	2.2%
35		26	2.4%
36		40	3.7%
37		24	2.2%
38		36	3.4%
39		43	4.0%
40		53	4.9%
41		54	5.0%
42		51	4.8%
43		53	4.9%
44		48	4.5%
45		49	4.6%
46		63	5.9%
47		33	3.1%
48		41	3.8%
49		40	3.7%
50		32	3.0%
51		25	2.3%
52		23	2.1%
53		16	1.5%
54		7	0.7%
55		3	0.3%

## File : 教師

# borny: 2. 您是什麼時候出生的? 民國\_\_年

Value	Label	Cases	Percentage
56		2	0.2%
57		1	0.1%

Warning: these figures indicate the number of cases found in the data file. They cannot be interpreted as summary statistics of the population of interest.

# bornm: 2. 您是什麼時候出生的? \_\_月

Information	[Type= discrete] [Format=numeric] [Range= 0-12] [Missing=*]
Statistics [NW/ W]	[Valid=1073 /-] [Invalid=0 /-]

Value	Label	Cases	Percentage
0	遺漏值	56	5.2%
1		86	8.0%
2		104	9.7%
3		92	8.6%
4		49	4.6%
5		65	6.1%
6		90	8.4%
7		85	7.9%
8		82	7.6%
9		96	8.9%
10		101	9.4%
11		89	8.3%
12		78	7.3%

Warning: these figures indicate the number of cases found in the data file. They cannot be interpreted as summary statistics of the population of interest.

# paborn: 3. 您父親的籍貫是那裡?

Information	[Type= discrete] [Format=numeric] [Range= 0-80] [Missing=*]
Statistics [NW/ W]	[Valid=1073 /-] [Invalid=0 /-]

Value	Label	Cases	Percentage
0	遺漏值	29	2.7%
1	廣東省	34	3.2%
2	廣西省	3	0.3%
3	貴州省	57	5.3%
4	雲南省	1	0.1%
5	浙江省	3	0.3%
6	江西省	42	3.9%
7	湖南省	13	1.2%
8	湖北省	19	1.8%
9	四川省	8	0.7%
10	江蘇省	19	1.8%
11	安徽省	11	1.0%
12	河南省	42	3.9%
13	河北省	15	1.4%
14	山東省	16	1.5%
15	山西省	8	0.7%
16	陝西省	40	3.7%

## File : 教師

# paborn: 3.您父親的籍貫是那裡？

Value	Label	Cases	Percentage
17	甘肅省	0	
18	熱河省	1	0.1%
19	寧夏省	1	0.1%
20	綏遠省	0	
21	察哈爾省	0	
22	遼寧省	0	
23	安東省	0	
24	遼北省	3	0.3%
25	吉林省	1	0.1%
26	松江省	1	0.1%
27	合江省	0	
28	興安省	0	
29	黑龍江省	1	0.1%
30	嫩江省	0	
31	新疆省	0	
32	西康省	1	0.1%
33	青海省	0	
34	西藏地方	0	
35	蒙古地方	0	
36	海南島	0	
37	南京市	0	
38	上海市	2	0.2%
39	北平市	6	0.6%
40	天津市	6	0.6%
41	青島市	2	0.2%
42	西安市	3	0.3%
43	漢口市	1	0.1%
44	重慶市	0	
45	廣州市	1	0.1%
46	瀋陽市	0	
47	大連市	0	
48	臺灣省	2	0.2%
49	臺北市	1	0.1%
50	高雄市	591	55.1%
51	福建省	61	5.7%
52	遺漏值	27	2.5%
55	遺漏值	1	0.1%
80	其他	0	

Warning: these figures indicate the number of cases found in the data file. They cannot be interpreted as summary statistics of the population of interest.

# relig: 4.您目前信什麼教？

Information	[Type= discrete] [Format=numeric] [Range= 0-9] [Missing=*]
Statistics [NW/ W]	[Valid=1073 /-] [Invalid=0 /-]

## File : 教師

### # relig: 4.您目前信什麼教？

Value	Label	Cases	Percentage
0	遺漏值	36	3.4%
1	佛教	209	19.5%
2	道教	29	2.7%
3	一貫道	7	0.7%
4	天主教	74	6.9%
5	基督教	159	14.8%
6	回教	1	0.1%
7	民間信仰(佛、道教)	168	15.7%
8	無宗教信仰	366	34.1%
9	其他	24	2.2%

Warning: these figures indicate the number of cases found in the data file. They cannot be interpreted as summary statistics of the population of interest.

### # marital: 5.您目前的婚姻狀況如何？

Information	[Type= discrete] [Format=numeric] [Range= 0-5] [Missing=*]
Statistics [NW/ W]	[Valid=1073 /-] [Invalid=0 /-]

Value	Label	Cases	Percentage
0	遺漏值	14	1.3%
1	未婚	141	13.1%
2	已婚	889	82.9%
3	離婚	19	1.8%
4	配偶已經去世	7	0.7%
5	其他	3	0.3%

Warning: these figures indicate the number of cases found in the data file. They cannot be interpreted as summary statistics of the population of interest.

### # degree: 6.(A)您的最高學歷是？

Information	[Type= discrete] [Format=numeric] [Range= 0-4] [Missing=*]
Statistics [NW/ W]	[Valid=1073 /-] [Invalid=0 /-]

























Value	Label	Cases	Percentage
0	遺漏值	14	1.3%
1	學士	111	10.3%
2	研究所研究	28	2.6%
3	碩士	342	31.9%
4	博士	578	53.9%

Warning: these figures indicate the number of cases found in the data file. They cannot be interpreted as summary statistics of the population of interest.

### # party: 8.您屬於那一個政黨？

Information	[Type= discrete] [Format=numeric] [Range= 0-6] [Missing=*]
Statistics [NW/ W]	[Valid=1073 /-] [Invalid=0 /-]

Value	Label	Cases	Percentage
0	遺漏值	213	19.9%
1	國民黨	384	35.8%
2	民進黨	2	0.2%
3	社民黨	0	
4	新黨	9	0.8%

<b>File：教師</b>			
# party: 8.您屬於那一個政黨?			
<b>Value</b>	<b>Label</b>	<b>Cases</b>	<b>Percentage</b>
5	無	465	 43.3%
6	其他	0	
<i>Warning: these figures indicate the number of cases found in the data file. They cannot be interpreted as summary statistics of the population of interest.</i>			
# wrkstat: 9.您是專任或兼任教師?			
<b>Information</b>	[Type= discrete] [Format=numeric] [Range= 0-2] [Missing=*]		
<b>Statistics [NW/ W]</b>	[Valid=1073 /-] [Invalid=0 /-]		
<b>Value</b>	<b>Label</b>	<b>Cases</b>	<b>Percentage</b>
0	遺漏值	5	0.5%
1	專任	1030	 96.0%
2	兼任	38	 3.5%
<i>Warning: these figures indicate the number of cases found in the data file. They cannot be interpreted as summary statistics of the population of interest.</i>			
# position: 9-1.您目前在學校的職稱是?			
<b>Information</b>	[Type= discrete] [Format=numeric] [Range= 0-3] [Missing=*]		
<b>Statistics [NW/ W]</b>	[Valid=1073 /-] [Invalid=0 /-]		
<b>Value</b>	<b>Label</b>	<b>Cases</b>	<b>Percentage</b>
0	遺漏值	6	 0.6%
1	專(兼)任教授	289	 26.9%
2	專(兼)任副教授	507	 47.3%
3	專(兼)任講師	271	 25.3%
<i>Warning: these figures indicate the number of cases found in the data file. They cannot be interpreted as summary statistics of the population of interest.</i>			
# salary: 9-2.您目前每個月的學校薪資差不多是多少?__萬元			
<b>Information</b>	[Type= discrete] [Format=numeric] [Range= 0-250] [Missing=*]		
<b>Statistics [NW/ W]</b>	[Valid=1073 /-] [Invalid=0 /-]		
<b>Value</b>	<b>Label</b>	<b>Cases</b>	<b>Percentage</b>
0	遺漏值	109	 10.2%
5		1	 0.1%
6		6	 0.6%
7		2	 0.2%
8		2	 0.2%
9		3	 0.3%
10		3	 0.3%
11		1	 0.1%
12		1	 0.1%
15		1	 0.1%
20		8	 0.7%
30		2	 0.2%
35		1	 0.1%
40		51	 4.8%
41		3	 0.3%
42		4	 0.4%
43		5	 0.5%

## File : 教師

# salary: 9-2.您目前每個月的學校薪資差不多是多少?—萬元

Value	Label	Cases	Percentage
44		4	0.4%
45		32	3.0%
46		5	0.5%
47		4	0.4%
48		6	0.6%
49		2	0.2%
50		91	8.5%
53		1	0.1%
55		14	1.3%
56		3	0.3%
58		1	0.1%
60		192	17.9%
61		1	0.1%
62		3	0.3%
63		2	0.2%
65		17	1.6%
67		5	0.5%
68		4	0.4%
70		175	16.3%
71		1	0.1%
72		4	0.4%
73		1	0.1%
74		1	0.1%
75		13	1.2%
76		3	0.3%
77		4	0.4%
78		2	0.2%
80		134	12.5%
81		1	0.1%
84		2	0.2%
85		10	0.9%
86		3	0.3%
87		3	0.3%
90		40	3.7%
92		1	0.1%
95		5	0.5%
96		1	0.1%
100		46	4.3%
103		1	0.1%
110		3	0.3%
120		9	0.8%
130		4	0.4%
140		3	0.3%

## File：教師

# salary: 9-2.您目前每個月的學校薪資差不多是多少?—萬元

Value	Label	Cases	Percentage
150		4	0.4%
160		5	0.5%
180		2	0.2%
200		1	0.1%
250		1	0.1%

Warning: these figures indicate the number of cases found in the data file. They cannot be interpreted as summary statistics of the population of interest.

# va01: 1.您是那一年進入這個學校的?民國—年

Information	[Type= discrete] [Format=numeric] [Range= 0-82] [Missing=*]
Statistics [NW/ W]	[Valid=1073 /-] [Invalid=0 /-]

Value	Label	Cases	Percentage
0	遺漏值	20	1.9%
40		1	0.1%
44		1	0.1%
46		4	0.4%
47		3	0.3%
48		2	0.2%
49		4	0.4%
50		5	0.5%
51		1	0.1%
52		11	1.0%
53		10	0.9%
54		12	1.1%
55		12	1.1%
56		7	0.7%
57		8	0.7%
58		16	1.5%
59		9	0.8%
60		16	1.5%
61		15	1.4%
62		22	2.1%
63		22	2.1%
64		28	2.6%
65		19	1.8%
66		34	3.2%
67		10	0.9%
68		28	2.6%
69		34	3.2%
70		39	3.6%
71		33	3.1%
72		50	4.7%
73		33	3.1%
74		39	3.6%
75		42	3.9%

## File：教師

# va01: 1.您是那一年進入這個學校的?民國\_\_年

Value	Label	Cases	Percentage
76		61	5.7%
77		48	4.5%
78		73	6.8%
79		68	6.3%
80		78	7.3%
81		97	9.0%
82		58	5.4%

Warning: these figures indicate the number of cases found in the data file. They cannot be interpreted as summary statistics of the population of interest.

# va2\_1: 2-1.您最初被學校聘任時，當時是專任或兼任？

Information	[Type= discrete] [Format=numeric] [Range= 0-2] [Missing=*]
Statistics [NW/ W]	[Valid=1073 /-] [Invalid=0 /-]

Value	Label	Cases	Percentage
0	遺漏值	11	1.0%
1	專任	934	87.0%
2	兼任	128	11.9%

Warning: these figures indicate the number of cases found in the data file. They cannot be interpreted as summary statistics of the population of interest.

# va2\_2: 2-2.您最初被學校聘任時，當時的職稱是？

Information	[Type= discrete] [Format=numeric] [Range= 0-4] [Missing=*]
Statistics [NW/ W]	[Valid=1073 /-] [Invalid=0 /-]

Value	Label	Cases	Percentage
0	遺漏值	18	1.7%
1	教授	80	7.5%
2	副教授	402	37.5%
3	講師	402	37.5%
4	助教	171	15.9%

Warning: these figures indicate the number of cases found in the data file. They cannot be interpreted as summary statistics of the population of interest.

# va2\_3: 2-3.您最初被學校聘任時，當時學校月薪大約多少?\_\_萬元

Information	[Type= discrete] [Format=numeric] [Range= 0-250] [Missing=*]
Statistics [NW/ W]	[Valid=1073 /-] [Invalid=0 /-]

Value	Label	Cases	Percentage
0	遺漏值	159	14.8%
1		31	2.9%
2		29	2.7%
3		26	2.4%
4		23	2.1%
5		15	1.4%
6		23	2.1%
7		14	1.3%
8		21	2.0%
9		11	1.0%
10		43	4.0%



## File：教師

# va2\_3: 2-3.您最初被學校聘任時，當時學校月薪大約多少?—萬元

Value	Label	Cases	Percentage
11		3	0.3%
12		11	1.0%
13		5	0.5%
14		2	0.2%
15		24	2.2%
16		6	0.6%
17		4	0.4%
18		10	0.9%
19		1	0.1%
20		63	5.9%
21		1	0.1%
22		4	0.4%
23		3	0.3%
24		1	0.1%
25		25	2.3%
26		2	0.2%
27		5	0.5%
28		6	0.6%
29		2	0.2%
30		82	7.6%
31		1	0.1%
33		2	0.2%
34		1	0.1%
35		18	1.7%
36		2	0.2%
37		3	0.3%
38		1	0.1%
39		1	0.1%
40		92	8.6%
42		1	0.1%
43		2	0.2%
44		1	0.1%
45		18	1.7%
46		1	0.1%
47		1	0.1%
50		74	6.9%
51		1	0.1%
52		2	0.2%
54		1	0.1%
55		21	2.0%
56		5	0.5%
57		4	0.4%
58		1	0.1%

## File : 教師

# va2\_3: 2-3.您最初被學校聘任時，當時學校月薪大約多少?\_\_萬元

Value	Label	Cases	Percentage
60		70	6.5%
64		1	0.1%
65		9	0.8%
66		3	0.3%
67		3	0.3%
70		39	3.6%
75		3	0.3%
76		1	0.1%
80		14	1.3%
85		1	0.1%
87		1	0.1%
90		7	0.7%
95		1	0.1%
100		8	0.7%
140		1	0.1%
160		1	0.1%
250		1	0.1%

Warning: these figures indicate the number of cases found in the data file. They cannot be interpreted as summary statistics of the population of interest.

# va03: 3.您是如何知道這個學校有工作機會?

Information	[Type= discrete] [Format=numeric] [Range= 0-5] [Missing=*]
Statistics [NW/ W]	[Valid=1073 /-] [Invalid=0 /-]

Value	Label	Cases	Percentage
0	遺漏值	9	0.8%
1	看到應徵啟事	80	7.5%
2	有人告知學校的工作機會	226	21.1%
3	主動寫信或主動拜訪校方或系方負責人	374	34.9%
4	學校主動來邀請	261	24.3%
5	其他	123	11.5%

Warning: these figures indicate the number of cases found in the data file. They cannot be interpreted as summary statistics of the population of interest.

# va3\_1: 3-1.您在求職過程中，是否有人幫您介紹或推薦?

Information	[Type= discrete] [Format=numeric] [Range= 0-2] [Missing=*]
Statistics [NW/ W]	[Valid=1073 /-] [Invalid=0 /-]

Value	Label	Cases	Percentage
0	遺漏值	11	1.0%
1	有	499	46.5%
2	沒有(跳答4)	563	52.5%

Warning: these figures indicate the number of cases found in the data file. They cannot be interpreted as summary statistics of the population of interest.

# va3\_2: 3-2.您在求職過程中，有人幫您介紹或推薦，這位介紹人的性別是?

Information	[Type= discrete] [Format=numeric] [Range= 0-9] [Missing=*]
Statistics [NW/ W]	[Valid=1073 /-] [Invalid=0 /-]

## File : 教師

# va3\_2: 3-2.您在求職過程中，有人幫您介紹或推薦，這位介紹人的性別是？

Value	Label	Cases	Percentage
0	遺漏值	563	52.5%
1	男	424	39.5%
2	女	63	5.9%
9	遺漏值	23	2.1%

Warning: these figures indicate the number of cases found in the data file. They cannot be interpreted as summary statistics of the population of interest.

# va3\_3: 3-3.您在求職過程中，有人幫您介紹或推薦，這位介紹人當時年齡大約\_\_歲

Information	[Type= discrete] [Format=numeric] [Range= 0-99] [Missing=*]
Statistics [NW/ W]	[Valid=1073 /-] [Invalid=0 /-]

Value	Label	Cases	Percentage
0	遺漏值	563	52.5%
20		2	0.2%
22		3	0.3%
23		1	0.1%
25		5	0.5%
26		3	0.3%
27		2	0.2%
28		3	0.3%
30		16	1.5%
31		2	0.2%
32		6	0.6%
33		5	0.5%
34		3	0.3%
35		23	2.1%
36		11	1.0%
37		4	0.4%
38		12	1.1%
39		4	0.4%
40		69	6.4%
41		2	0.2%
42		16	1.5%
43		7	0.7%
44		4	0.4%
45		50	4.7%
46		5	0.5%
47		5	0.5%
48		1	0.1%
50		86	8.0%
51		1	0.1%
52		3	0.3%
53		2	0.2%
54		3	0.3%
55		17	1.6%

## File：教師

# va3\_3: 3-3.您在求職過程中，有人幫您介紹或推薦，這位介紹人當時年齡大約—歲

Value	Label	Cases	Percentage
56		3	0.3%
57		4	0.4%
58		6	0.6%
60		56	5.2%
62		1	0.1%
63		1	0.1%
65		9	0.8%
66		1	0.1%
68		2	0.2%
70		9	0.8%
72		1	0.1%
75		1	0.1%
80		2	0.2%
99	遺漏值	38	3.5%

Warning: these figures indicate the number of cases found in the data file. They cannot be interpreted as summary statistics of the population of interest.

# va3\_4: 3-4.您在求職過程中，有人幫您介紹或推薦，這位介紹人的籍貫是？

Information	[Type= discrete] [Format=numeric] [Range= 0-9] [Missing=*]
Statistics [NW/ W]	[Valid=1073 /-] [Invalid=0 /-]

Value	Label	Cases	Percentage
0	遺漏值	563	52.5%
1	本省閩南人	223	20.8%
2	本省客家人	21	2.0%
3	大陸各省市	209	19.5%
4	原住民	1	0.1%
5	其他	33	3.1%
9	遺漏值	23	2.1%

Warning: these figures indicate the number of cases found in the data file. They cannot be interpreted as summary statistics of the population of interest.

# va3\_5: 3-5.您在求職過程中，有人幫您介紹或推薦，這位介紹人的教育程度是？

Information	[Type= discrete] [Format=numeric] [Range= 0-9] [Missing=*]
Statistics [NW/ W]	[Valid=1073 /-] [Invalid=0 /-]

Value	Label	Cases	Percentage
0	遺漏值	563	52.5%
1	無或小學	3	0.3%
2	初中	2	0.2%
3	高中	7	0.7%
4	大學	116	10.8%
5	研究所以上	355	33.1%
9	遺漏值	27	2.5%

Warning: these figures indicate the number of cases found in the data file. They cannot be interpreted as summary statistics of the population of interest.

# va3\_7: 3-7.您在求職過程中，有人幫您介紹或推薦，這位介紹人與你的關係是？

Information	[Type= discrete] [Format=numeric] [Range= 0-99] [Missing=*]
Statistics [NW/ W]	[Valid=1073 /-] [Invalid=0 /-]

## File：教師

# va3\_7: 3-7.您在求職過程中，有人幫您介紹或推薦，這位介紹人與你的關係是？

Value	Label	Cases	Percentage
0	遺漏值	563	52.5%
1	父(母)的朋友	17	1.6%
2	父(母)的同事	2	0.2%
3	親戚	14	1.3%
4	鄰居	0	
5	同學	55	5.1%
6	同事	23	2.1%
7	朋友	78	7.3%
8	老師	239	22.3%
9	老師的朋友或同事	13	1.2%
10	其他	40	3.7%
99	遺漏值	29	2.7%

Warning: these figures indicate the number of cases found in the data file. They cannot be interpreted as summary statistics of the population of interest.

# va3\_8: 3-8.您在求職過程中，有人幫您介紹或推薦，您與這位介紹人的關係如何？

Information	[Type= discrete] [Format=numeric] [Range= 0-9] [Missing=*]
Statistics [NW/ W]	[Valid=1073 /-] [Invalid=0 /-]

Value	Label	Cases	Percentage
0	遺漏值	563	52.5%
1	非常熟	246	22.9%
2	還算熟	167	15.6%
3	不太熟	51	4.8%
4	非常不熟	18	1.7%
9	遺漏值	28	2.6%

Warning: these figures indicate the number of cases found in the data file. They cannot be interpreted as summary statistics of the population of interest.

# va3\_9: 3-9.您在求職過程中，有人幫您介紹或推薦，這位介紹人是如何幫您的？

Information	[Type= discrete] [Format=numeric] [Range= 0-9] [Missing=*]
Statistics [NW/ W]	[Valid=1073 /-] [Invalid=0 /-]

Value	Label	Cases	Percentage
0	遺漏值	563	52.5%
1	告知工作機會而已	82	7.6%
2	他自己在學校任職	257	24.0%
3	直接聯絡學校的人	96	8.9%
4	聯絡校外幫得上忙的人，最後找到校內幫忙的人。	4	0.4%
5	其他	41	3.8%
9	遺漏值	30	2.8%
















Warning: these figures indicate the number of cases found in the data file. They cannot be interpreted as summary statistics of the population of interest.

# va4\_1: 4.在聘用過程中，您必須準備那些資料(複選)?(1)學歷證件

Information	[Type= discrete] [Format=numeric] [Range= 0-9] [Missing=*]
Statistics [NW/ W]	[Valid=1073 /-] [Invalid=0 /-]

Value	Label	Cases	Percentage
0	不需要	24	2.2%

<b>File：教師</b>			
# va4_1: 4.在聘用過程中， 您必須準備那些資料(複選)?(1)學歷證件			
<b>Value</b>	<b>Label</b>	<b>Cases</b>	<b>Percentage</b>
1	要	1033	<div><div></div></div> 96.3%
9	遺漏值	16	<div><div></div></div> 1.5%
Warning: these figures indicate the number of cases found in the data file. They cannot be interpreted as summary statistics of the population of interest.			
# va4_2: 4.在聘用過程中， 您必須準備那些資料(複選)?(2)履歷表			
<b>Information</b>	[Type= discrete] [Format=numeric] [Range= 0-9] [Missing=*]		
<b>Statistics [NW/ W]</b>	[Valid=1073 /-] [Invalid=0 /-]		
<b>Value</b>	<b>Label</b>	<b>Cases</b>	<b>Percentage</b>
0	不需要	116	<div><div></div></div> 10.8%
1	要	941	<div><div></div></div> 87.7%
9	遺漏值	16	<div><div></div></div> 1.5%
Warning: these figures indicate the number of cases found in the data file. They cannot be interpreted as summary statistics of the population of interest.			
# va4_3: 4.在聘用過程中， 您必須準備那些資料(複選)?(3)出版品			
<b>Information</b>	[Type= discrete] [Format=numeric] [Range= 0-9] [Missing=*]		
<b>Statistics [NW/ W]</b>	[Valid=1073 /-] [Invalid=0 /-]		
<b>Value</b>	<b>Label</b>	<b>Cases</b>	<b>Percentage</b>
0	不需要	494	<div><div></div></div> 46.0%
1	要	563	<div><div></div></div> 52.5%
9	遺漏值	16	<div><div></div></div> 1.5%
Warning: these figures indicate the number of cases found in the data file. They cannot be interpreted as summary statistics of the population of interest.			
# va4_4: 4.在聘用過程中， 您必須準備那些資料(複選)?(4)介紹信			
<b>Information</b>	[Type= discrete] [Format=numeric] [Range= 0-9] [Missing=*]		
<b>Statistics [NW/ W]</b>	[Valid=1073 /-] [Invalid=0 /-]		
<b>Value</b>	<b>Label</b>	<b>Cases</b>	<b>Percentage</b>
0	不需要	739	<div><div></div></div> 68.9%
1	要	318	<div><div></div></div> 29.6%
9	遺漏值	16	<div><div></div></div> 1.5%
Warning: these figures indicate the number of cases found in the data file. They cannot be interpreted as summary statistics of the population of interest.			
# va4_5: 4.在聘用過程中， 您必須準備那些資料(複選)?(5)未來教學計劃			
<b>Information</b>	[Type= discrete] [Format=numeric] [Range= 0-9] [Missing=*]		
<b>Statistics [NW/ W]</b>	[Valid=1073 /-] [Invalid=0 /-]		
<b>Value</b>	<b>Label</b>	<b>Cases</b>	<b>Percentage</b>
0	不需要	807	<div><div></div></div> 75.2%
1	要	250	<div><div></div></div> 23.3%
9	遺漏值	16	<div><div></div></div> 1.5%
Warning: these figures indicate the number of cases found in the data file. They cannot be interpreted as summary statistics of the population of interest.			
# va4_6: 4.在聘用過程中， 您必須準備那些資料(複選)?(6)未來研究計劃			
<b>Information</b>	[Type= discrete] [Format=numeric] [Range= 0-9] [Missing=*]		
<b>Statistics [NW/ W]</b>	[Valid=1073 /-] [Invalid=0 /-]		
<b>Value</b>	<b>Label</b>	<b>Cases</b>	<b>Percentage</b>
0	不需要	859	<div><div></div></div> 80.1%

<b>File：教師</b>			
# va4_6: 4.在聘用過程中，您必須準備那些資料(複選)?(6)未來研究計劃			
<b>Value</b>	<b>Label</b>	<b>Cases</b>	<b>Percentage</b>
1	要	198	 18.5%
9	遺漏值	16	 1.5%
<i>Warning: these figures indicate the number of cases found in the data file. They cannot be interpreted as summary statistics of the population of interest.</i>			
# va4_7: 4.在聘用過程中，您必須準備那些資料(複選)?(7)其他			
<b>Information</b>	[Type= discrete] [Format=numeric] [Range= 0-9] [Missing=*]		
<b>Statistics [NW/ W]</b>	[Valid=1073 /-] [Invalid=0 /-]		
<b>Value</b>	<b>Label</b>	<b>Cases</b>	<b>Percentage</b>
0	不需要	987	 92.0%
1	要	70	 6.5%
9	遺漏值	16	 1.5%
<i>Warning: these figures indicate the number of cases found in the data file. They cannot be interpreted as summary statistics of the population of interest.</i>			
# va05: 5.您是否經過正式面談的程序?			
<b>Information</b>	[Type= discrete] [Format=numeric] [Range= 0-2] [Missing=*]		
<b>Statistics [NW/ W]</b>	[Valid=1073 /-] [Invalid=0 /-]		
<b>Value</b>	<b>Label</b>	<b>Cases</b>	<b>Percentage</b>
0	遺漏值	27	 2.5%
1	是(續答5-1)	395	 36.8%
2	否	651	 60.7%
<i>Warning: these figures indicate the number of cases found in the data file. They cannot be interpreted as summary statistics of the population of interest.</i>			
# va5_1_1: 5-1.您有經過正式面談的程序，您有和那些人面談(複選)?(1)校(院)長			
<b>Information</b>	[Type= discrete] [Format=numeric] [Range= 0-9] [Missing=*]		
<b>Statistics [NW/ W]</b>	[Valid=1073 /-] [Invalid=0 /-]		
<b>Value</b>	<b>Label</b>	<b>Cases</b>	<b>Percentage</b>
0	沒有	790	 73.6%
1	有	246	 22.9%
9	遺漏值	37	 3.4%
<i>Warning: these figures indicate the number of cases found in the data file. They cannot be interpreted as summary statistics of the population of interest.</i>			
# va5_1_2: 5-1.您有經過正式面談的程序，您有和那些人面談(複選)?(2)系主任			
<b>Information</b>	[Type= discrete] [Format=numeric] [Range= 0-9] [Missing=*]		
<b>Statistics [NW/ W]</b>	[Valid=1073 /-] [Invalid=0 /-]		
<b>Value</b>	<b>Label</b>	<b>Cases</b>	<b>Percentage</b>
0	沒有	560	 52.2%
1	有	476	 44.4%
9	遺漏值	37	 3.4%
<i>Warning: these figures indicate the number of cases found in the data file. They cannot be interpreted as summary statistics of the population of interest.</i>			
# va5_1_3: 5-1.您有經過正式面談的程序，您有和那些人面談(複選)?(3)系裡的教師			
<b>Information</b>	[Type= discrete] [Format=numeric] [Range= 0-9] [Missing=*]		
<b>Statistics [NW/ W]</b>	[Valid=1073 /-] [Invalid=0 /-]		
<b>Value</b>	<b>Label</b>	<b>Cases</b>	<b>Percentage</b>
0	沒有	887	 82.7%

<b>File：教師</b>			
# va5_1_3: 5-1.您有經過正式面談的程序，您有和那些人面談(複選)?(3)系裡的教師			
<b>Value</b>	<b>Label</b>	<b>Cases</b>	<b>Percentage</b>
1	有	149	13.9%
9	遺漏值	37	3.4%
Warning: these figures indicate the number of cases found in the data file. They cannot be interpreted as summary statistics of the population of interest.			
# va5_1_4: 5-1.您有經過正式面談的程序，您有和那些人面談(複選)?(4)聘任委員會的教師			
<b>Information</b>	[Type= discrete] [Format=numeric] [Range= 0-9] [Missing=*]		
<b>Statistics [NW/ W]</b>	[Valid=1073 /-] [Invalid=0 /-]		
<b>Value</b>	<b>Label</b>	<b>Cases</b>	<b>Percentage</b>
0	沒有	979	91.2%
1	有	57	5.3%
9	遺漏值	37	3.4%
Warning: these figures indicate the number of cases found in the data file. They cannot be interpreted as summary statistics of the population of interest.			
# va5_1_5: 5-1.您有經過正式面談的程序，您有和那些人面談(複選)?(5)其他			
<b>Information</b>	[Type= discrete] [Format=numeric] [Range= 0-9] [Missing=*]		
<b>Statistics [NW/ W]</b>	[Valid=1073 /-] [Invalid=0 /-]		
<b>Value</b>	<b>Label</b>	<b>Cases</b>	<b>Percentage</b>
0	沒有	999	93.1%
1	有	37	3.4%
9	遺漏值	37	3.4%
Warning: these figures indicate the number of cases found in the data file. They cannot be interpreted as summary statistics of the population of interest.			
# va06: 6.您需要先作一次學術報告嗎?			
<b>Information</b>	[Type= discrete] [Format=numeric] [Range= 0-2] [Missing=*]		
<b>Statistics [NW/ W]</b>	[Valid=1073 /-] [Invalid=0 /-]		
<b>Value</b>	<b>Label</b>	<b>Cases</b>	<b>Percentage</b>
0	遺漏值	46	4.3%
1	需要	178	16.6%
2	不需要	849	79.1%
Warning: these figures indicate the number of cases found in the data file. They cannot be interpreted as summary statistics of the population of interest.			
# va07: 7.在您求職過程中，是否尚有其他學校或機構工作的機會?			
<b>Information</b>	[Type= discrete] [Format=numeric] [Range= 0-3] [Missing=*]		
<b>Statistics [NW/ W]</b>	[Valid=1073 /-] [Invalid=0 /-]		
<b>Value</b>	<b>Label</b>	<b>Cases</b>	<b>Percentage</b>
0	遺漏值	34	3.2%
1	是(續答7-1)	716	66.7%
2	否	80	7.5%
3	根本沒有申請其他學校或機構	243	22.6%
Warning: these figures indicate the number of cases found in the data file. They cannot be interpreted as summary statistics of the population of interest.			
# va7_1_1: 7-1.您選擇這學校最主要的原因是那些(複選)?(1)比較喜歡學校所在的都市			
<b>Information</b>	[Type= discrete] [Format=numeric] [Range= 0-9] [Missing=*]		
<b>Statistics [NW/ W]</b>	[Valid=1073 /-] [Invalid=0 /-]		



<b>File : 教師</b>			
# va7_1_1: 7-1.您選擇這學校最主要的原因是那些(複選)?(1)比較喜歡學校所在的都市			
<b>Value</b>	<b>Label</b>	<b>Cases</b>	<b>Percentage</b>
0	不是	813	75.8%
1	是	223	20.8%
9	遺漏值	37	3.4%
Warning: these figures indicate the number of cases found in the data file. They cannot be interpreted as summary statistics of the population of interest.			
# va7_1_2: 7-1.您選擇這學校最主要的原因是那些(複選)?(2)學術專業上比較適合			
<b>Information</b>	[Type= discrete] [Format=numeric] [Range= 0-9] [Missing=*]		
<b>Statistics [NW/ W]</b>	[Valid=1073 /-] [Invalid=0 /-]		
<b>Value</b>	<b>Label</b>	<b>Cases</b>	<b>Percentage</b>
0	不是	707	65.9%
1	是	329	30.7%
9	遺漏值	37	3.4%
Warning: these figures indicate the number of cases found in the data file. They cannot be interpreted as summary statistics of the population of interest.			
# va7_1_3: 7-1.您選擇這學校最主要的原因是那些(複選)?(3)比較喜歡校園的環境			
<b>Information</b>	[Type= discrete] [Format=numeric] [Range= 0-9] [Missing=*]		
<b>Statistics [NW/ W]</b>	[Valid=1073 /-] [Invalid=0 /-]		
<b>Value</b>	<b>Label</b>	<b>Cases</b>	<b>Percentage</b>
0	不是	774	72.1%
1	是	262	24.4%
9	遺漏值	37	3.4%
Warning: these figures indicate the number of cases found in the data file. They cannot be interpreted as summary statistics of the population of interest.			
# va7_1_4: 7-1.您選擇這學校最主要的原因是那些(複選)?(4)母校			
<b>Information</b>	[Type= discrete] [Format=numeric] [Range= 0-9] [Missing=*]		
<b>Statistics [NW/ W]</b>	[Valid=1073 /-] [Invalid=0 /-]		
<b>Value</b>	<b>Label</b>	<b>Cases</b>	<b>Percentage</b>
0	不是	801	74.7%
1	是	235	21.9%
9	遺漏值	37	3.4%
Warning: these figures indicate the number of cases found in the data file. They cannot be interpreted as summary statistics of the population of interest.			
# va7_1_5: 7-1.您選擇這學校最主要的原因是那些(複選)?(5)升遷機會比較大			
<b>Information</b>	[Type= discrete] [Format=numeric] [Range= 0-9] [Missing=*]		
<b>Statistics [NW/ W]</b>	[Valid=1073 /-] [Invalid=0 /-]		
<b>Value</b>	<b>Label</b>	<b>Cases</b>	<b>Percentage</b>
0	不是	1002	93.4%
1	是	34	3.2%
9	遺漏值	37	3.4%
Warning: these figures indicate the number of cases found in the data file. They cannot be interpreted as summary statistics of the population of interest.			
# va7_1_6: 7-1.您選擇這學校最主要的原因是那些(複選)?(6)工作比較有保障			
<b>Information</b>	[Type= discrete] [Format=numeric] [Range= 0-9] [Missing=*]		
<b>Statistics [NW/ W]</b>	[Valid=1073 /-] [Invalid=0 /-]		

## File : 教師

# va7\_1\_6: 7-1.您選擇這學校最主要的原因是那些(複選)?(6)工作比較有保障

Value	Label	Cases	Percentage
0	不是	982	91.5%
1	是	54	5.0%
9	遺漏值	37	3.4%

Warning: these figures indicate the number of cases found in the data file. They cannot be interpreted as summary statistics of the population of interest.

# va7\_1\_7: 7-1.您選擇這學校最主要的原因是那些(複選)?(7)有熟人在那裡

Information	[Type= discrete] [Format=numeric] [Range= 0-9] [Missing=*]
Statistics [NW/ W]	[Valid=1073 /-] [Invalid=0 /-]

Value	Label	Cases	Percentage
0	不是	936	87.2%
1	是	100	9.3%
9	遺漏值	37	3.4%

Warning: these figures indicate the number of cases found in the data file. They cannot be interpreted as summary statistics of the population of interest.

# va7\_1\_8: 7-1.您選擇這學校最主要的原因是那些(複選)?(8)剛好有機會進來

Information	[Type= discrete] [Format=numeric] [Range= 0-9] [Missing=*]
Statistics [NW/ W]	[Valid=1073 /-] [Invalid=0 /-]

Value	Label	Cases	Percentage
0	不是	826	77.0%
1	是	210	19.6%
9	遺漏值	37	3.4%

Warning: these figures indicate the number of cases found in the data file. They cannot be interpreted as summary statistics of the population of interest.

# va7_1_9: 7-1.您選擇這學校最主要的原因是那些(複選)?(9)其他			
Information	[Type= discrete] [Format=numeric] [Range= 0-9] [Missing=*]		
Statistics [NW/ W]	[Valid=1073 /-] [Invalid=0 /-]		
Value	Label	Cases	Percentage
0	不是	950	<div><div></div></div> 88.5%
1	是	86	<div><div></div></div> 8.0%
9	遺漏值	37	<div><div></div></div> 3.4%
Warning: these figures indicate the number of cases found in the data file. They cannot be interpreted as summary statistics of the population of interest.			
# va8_1: 8.在您剛到學校時，有下列那些硬體設備(複選)?(1)個人辦公室			
Information	[Type= discrete] [Format=numeric] [Range= 0-9] [Missing=*]		
Statistics [NW/ W]	[Valid=1073 /-] [Invalid=0 /-]		
Value	Label	Cases	Percentage
0	沒有	618	<div><div></div></div> 57.6%
1	有	410	<div><div></div></div> 38.2%
9	遺漏值	45	<div><div></div></div> 4.2%
Warning: these figures indicate the number of cases found in the data file. They cannot be interpreted as summary statistics of the population of interest.			
# va8_2: 8.在您剛到學校時，有下列那些硬體設備(複選)?(2)幾個人共用一間辦公室			
Information	[Type= discrete] [Format=numeric] [Range= 0-9] [Missing=*]		
Statistics [NW/ W]	[Valid=1073 /-] [Invalid=0 /-]		
Value	Label	Cases	Percentage
0	沒有	444	<div><div></div></div> 41.4%
1	有	584	<div><div></div></div> 54.4%
9	遺漏值	45	<div><div></div></div> 4.2%
Warning: these figures indicate the number of cases found in the data file. They cannot be interpreted as summary statistics of the population of interest.			
# va8_3: 8.在您剛到學校時，有下列那些硬體設備(複選)?(3)宿舍			
Information	[Type= discrete] [Format=numeric] [Range= 0-9] [Missing=*]		
Statistics [NW/ W]	[Valid=1073 /-] [Invalid=0 /-]		
Value	Label	Cases	Percentage
0	沒有	737	<div><div></div></div> 68.7%
1	有	291	<div><div></div></div> 27.1%
9	遺漏值	45	<div><div></div></div> 4.2%
Warning: these figures indicate the number of cases found in the data file. They cannot be interpreted as summary statistics of the population of interest.			
# va8_4: 8.在您剛到學校時，有下列那些硬體設備(複選)?(4)個人使用之電腦			
Information	[Type= discrete] [Format=numeric] [Range= 0-9] [Missing=*]		
Statistics [NW/ W]	[Valid=1073 /-] [Invalid=0 /-]		
Value	Label	Cases	Percentage
0	沒有	871	<div><div></div></div> 81.2%
1	有	157	<div><div></div></div> 14.6%
9	遺漏值	45	<div><div></div></div> 4.2%
Warning: these figures indicate the number of cases found in the data file. They cannot be interpreted as summary statistics of the population of interest.			
# va8_5: 8.在您剛到學校時，有下列那些硬體設備(複選)?(5)公用電腦			
Information	[Type= discrete] [Format=numeric] [Range= 0-9] [Missing=*]		
Statistics [NW/ W]	[Valid=1073 /-] [Invalid=0 /-]		

# va8_5: 8.在您剛到學校時，有下列那些硬體設備(複選)?(5)公用電腦			
Value	Label	Cases	Percentage
0	沒有	765	<div><div></div></div> 71.3%
1	有	263	<div><div></div></div> 24.5%
9	遺漏值	45	<div><div></div></div> 4.2%
Warning: these figures indicate the number of cases found in the data file. They cannot be interpreted as summary statistics of the population of interest.			
# va8_6: 8.在您剛到學校時，有下列那些硬體設備(複選)?(6)個人實驗室			
Information	[Type= discrete] [Format=numeric] [Range= 0-9] [Missing=*]		
Statistics [NW/ W]	[Valid=1073 /-] [Invalid=0 /-]		
Value	Label	Cases	Percentage
0	沒有	941	<div><div></div></div> 87.7%
1	有	87	<div><div></div></div> 8.1%
9	遺漏值	45	<div><div></div></div> 4.2%
Warning: these figures indicate the number of cases found in the data file. They cannot be interpreted as summary statistics of the population of interest.			
# va8_7: 8.在您剛到學校時，有下列那些硬體設備(複選)?(7)幾個人共用一間實驗室			
Information	[Type= discrete] [Format=numeric] [Range= 0-9] [Missing=*]		
Statistics [NW/ W]	[Valid=1073 /-] [Invalid=0 /-]		
Value	Label	Cases	Percentage
0	沒有	859	<div><div></div></div> 80.1%
1	有	169	<div><div></div></div> 15.8%
9	遺漏值	45	<div><div></div></div> 4.2%
Warning: these figures indicate the number of cases found in the data file. They cannot be interpreted as summary statistics of the population of interest.			
# va8_8: 8.在您剛到學校時，有下列那些硬體設備(複選)?(8)儀器設備			
Information	[Type= discrete] [Format=numeric] [Range= 0-9] [Missing=*]		
Statistics [NW/ W]	[Valid=1073 /-] [Invalid=0 /-]		
Value	Label	Cases	Percentage
0	沒有	859	<div><div></div></div> 80.1%
1	有	169	<div><div></div></div> 15.8%
9	遺漏值	45	<div><div></div></div> 4.2%
Warning: these figures indicate the number of cases found in the data file. They cannot be interpreted as summary statistics of the population of interest.			
# va8_1_1: 8-1.在您剛到學校時，圖書設備如何？			
Information	[Type= discrete] [Format=numeric] [Range= 0-4] [Missing=*]		
Statistics [NW/ W]	[Valid=1073 /-] [Invalid=0 /-]		
Value	Label	Cases	Percentage
0	遺漏值	26	<div><div></div></div> 2.4%
1	很好	44	<div><div></div></div> 4.1%
2	還好	490	<div><div></div></div> 45.7%
3	不太好	370	<div><div></div></div> 34.5%
4	很差	143	<div><div></div></div> 13.3%
Warning: these figures indicate the number of cases found in the data file. They cannot be interpreted as summary statistics of the population of interest.			
# va8_2_1: 8-2.在您剛到學校時，研究設備如何？			
Information	[Type= discrete] [Format=numeric] [Range= 0-4] [Missing=*]		
Statistics [NW/ W]	[Valid=1073 /-] [Invalid=0 /-]		

# va8_2_1: 8-2.在您剛到學校時，研究設備如何？			
Value	Label	Cases	Percentage
0	遺漏值	56	5.2%
1	很好	23	2.1%
2	還好	309	28.8%
3	不太好	458	42.7%
4	很差	227	21.2%
Warning: these figures indicate the number of cases found in the data file. They cannot be interpreted as summary statistics of the population of interest.			
# vb1_1: 1.您從進校以來，經過下列那些升等程序(複選)?(1)助教升講師			
Information	[Type= discrete] [Format=numeric] [Range= 0-9] [Missing=*]		
Statistics [NW/ W]	[Valid=1073 /-] [Invalid=0 /-]		
Value	Label	Cases	Percentage
0	沒有	869	81.0%
1	有	167	15.6%
9	遺漏值	37	3.4%
Warning: these figures indicate the number of cases found in the data file. They cannot be interpreted as summary statistics of the population of interest.			
# vb1_2: 1.您從進校以來，經過下列那些升等程序(複選)?(2)講師升副教授			
Information	[Type= discrete] [Format=numeric] [Range= 0-9] [Missing=*]		
Statistics [NW/ W]	[Valid=1073 /-] [Invalid=0 /-]		
Value	Label	Cases	Percentage
0	沒有	714	66.5%
1	有	322	30.0%
9	遺漏值	37	3.4%
Warning: these figures indicate the number of cases found in the data file. They cannot be interpreted as summary statistics of the population of interest.			
# vb1_3: 1.您從進校以來，經過下列那些升等程序(複選)?(3)副教授升教授			
Information	[Type= discrete] [Format=numeric] [Range= 0-9] [Missing=*]		
Statistics [NW/ W]	[Valid=1073 /-] [Invalid=0 /-]		
Value	Label	Cases	Percentage
0	沒有	792	73.8%
1	有	244	22.7%
9	遺漏值	37	3.4%
Warning: these figures indicate the number of cases found in the data file. They cannot be interpreted as summary statistics of the population of interest.			
# vb1_4: 1.您從進校以來，經過下列那些升等程序(複選)?(4)其他			
Information	[Type= discrete] [Format=numeric] [Range= 0-9] [Missing=*]		
Statistics [NW/ W]	[Valid=1073 /-] [Invalid=0 /-]		
Value	Label	Cases	Percentage
0	沒有	976	91.0%
1	有	60	5.6%
9	遺漏值	37	3.4%
Warning: these figures indicate the number of cases found in the data file. They cannot be interpreted as summary statistics of the population of interest.			
# vb1_5: 1.您從進校以來，經過下列那些升等程序(複選)?(5)沒有(續答3)			
Information	[Type= discrete] [Format=numeric] [Range= 0-9] [Missing=*]		
Statistics [NW/ W]	[Valid=1073 /-] [Invalid=0 /-]		

# **vb1\_5: 1.**您從進校以來，經過下列那些升等程序(複選)?(5)沒有(續答3)

Value	Label	Cases	Percentage
0	沒有	556	<div><div></div></div> 51.8%
1	有	480	<div><div></div></div> 44.7%
9	遺漏值	37	<div><div></div></div> 3.4%

Warning: these figures indicate the number of cases found in the data file. They cannot be interpreted as summary statistics of the population of interest.

# **vb02: 2.**上次升等是否順利通過?

Information	[Type= discrete] [Format=numeric] [Range= 0-9] [Missing=*]
Statistics [NW/ W]	[Valid=1073 /-] [Invalid=0 /-]

Value	Label	Cases	Percentage
0	遺漏值	480	<div><div></div></div> 44.7%
1	是	360	<div><div></div></div> 33.6%
2	否(續答2-1)	149	<div><div></div></div> 13.9%
9	遺漏值	84	<div><div></div></div> 7.8%

Warning: these figures indicate the number of cases found in the data file. They cannot be interpreted as summary statistics of the population of interest.

# **card2: 卡號二**

Information	[Type= discrete] [Format=numeric] [Range= 2-2] [Missing=*]
Statistics [NW/ W]	[Valid=1073 /-] [Invalid=0 /-] [Mean=2 /-] [StdDev=0 /-]

Value	Label	Cases	Percentage
2		1073	<div><div></div></div> 100.0%

Warning: these figures indicate the number of cases found in the data file. They cannot be interpreted as summary statistics of the population of interest.

# **school2: 您目前服務的學校是?**

Information	[Type= discrete] [Format=numeric] [Range= 1-11] [Missing=*]
Statistics [NW/ W]	[Valid=1073 /-] [Invalid=0 /-]

Value	Label	Cases	Percentage
1	輔仁大學	144	<div><div></div></div> 13.4%
2	淡江大學	149	<div><div></div></div> 13.9%
3	世界新聞傳播學院	48	<div><div></div></div> 4.5%
4	台北醫學院	57	<div><div></div></div> 5.3%
5	實踐設計管理學院	25	<div><div></div></div> 2.3%
6	元智工學院	35	<div><div></div></div> 3.3%
7	長庚醫學院暨工學院	47	<div><div></div></div> 4.4%
8	中原大學	104	<div><div></div></div> 9.7%
9	逢甲大學	201	<div><div></div></div> 18.7%
10	東海大學	148	<div><div></div></div> 13.8%
11	高雄醫學院	115	<div><div></div></div> 10.7%

Warning: these figures indicate the number of cases found in the data file. They cannot be interpreted as summary statistics of the population of interest.

# **vb2\_1: 2-1.**上次升等不過，主要卡在那一個階段?

Information	[Type= discrete] [Format=numeric] [Range= 0-9] [Missing=*]
Statistics [NW/ W]	[Valid=1073 /-] [Invalid=0 /-]


































Value	Label	Cases	Percentage
0	遺漏值	840	<div><div></div></div> 78.3%
1	系	10	<div><div></div></div> 0.9%
2	院	31	<div><div></div></div> 2.9%

# vb2_1: 2-1.上次升等不過，主要卡在那一個階段？			
Value	Label	Cases	Percentage
3	校	48	<div><div></div></div> 4.5%
4	教育部	52	<div><div></div></div> 4.8%
5	其他	8	<div><div></div></div> 0.7%
9	遺漏值	84	<div><div></div></div> 7.8%
Warning: these figures indicate the number of cases found in the data file. They cannot be interpreted as summary statistics of the population of interest.			
# vb3_1: 3.你們學校對升等資格的要求主要有那些(複選)?(1)代表作論文一篇			
Information	[Type= discrete] [Format=numeric] [Range= 0-99] [Missing=*]		
Statistics [NW/ W]	[Valid=1073 /-] [Invalid=0 /-]		
Value	Label	Cases	Percentage
0	沒有	281	<div><div></div></div> 26.2%
1	有	752	<div><div></div></div> 70.1%
9	遺漏值	40	<div><div></div></div> 3.7%
99	遺漏值	0	
Warning: these figures indicate the number of cases found in the data file. They cannot be interpreted as summary statistics of the population of interest.			
# vb3_2: 3.你們學校對升等資格的要求主要有那些(複選)?(2)著書一本			
Information	[Type= discrete] [Format=numeric] [Range= 0-99] [Missing=*]		
Statistics [NW/ W]	[Valid=1073 /-] [Invalid=0 /-]		
Value	Label	Cases	Percentage
0	沒有	849	<div><div></div></div> 79.1%
1	有	184	<div><div></div></div> 17.1%
9	遺漏值	40	<div><div></div></div> 3.7%
99	遺漏值	0	
Warning: these figures indicate the number of cases found in the data file. They cannot be interpreted as summary statistics of the population of interest.			
# vb3_3: 3.你們學校對升等資格的要求主要有那些(複選)?(3)歷年來著作數篇			
Information	[Type= discrete] [Format=numeric] [Range= 0-9] [Missing=*]		
Statistics [NW/ W]	[Valid=1073 /-] [Invalid=0 /-]		
Value	Label	Cases	Percentage
0	沒有	175	<div><div></div></div> 16.3%
1	有	858	<div><div></div></div> 80.0%
9	遺漏值	40	<div><div></div></div> 3.7%
Warning: these figures indicate the number of cases found in the data file. They cannot be interpreted as summary statistics of the population of interest.			
# vb3_4: 3.你們學校對升等資格的要求主要有那些(複選)?(4)參與學校行政工作			
Information	[Type= discrete] [Format=numeric] [Range= 0-9] [Missing=*]		
Statistics [NW/ W]	[Valid=1073 /-] [Invalid=0 /-]		
Value	Label	Cases	Percentage
0	沒有	600	<div><div></div></div> 55.9%
1	有	433	<div><div></div></div> 40.4%
9	遺漏值	40	<div><div></div></div> 3.7%
Warning: these figures indicate the number of cases found in the data file. They cannot be interpreted as summary statistics of the population of interest.			
# vb3_5: 3.你們學校對升等資格的要求主要有那些(複選)?(5)教學評估			
Information	[Type= discrete] [Format=numeric] [Range= 0-9] [Missing=*]		
Statistics [NW/ W]	[Valid=1073 /-] [Invalid=0 /-]		

# vb3_5: 3.你們學校對升等資格的要求主要有那些(複選)?(5)教學評估			
Value	Label	Cases	Percentage
0	沒有	274	<div><div></div></div> 25.5%
1	有	759	<div><div></div></div> 70.7%
9	遺漏值	40	<div><div></div></div> 3.7%
Warning: these figures indicate the number of cases found in the data file. They cannot be interpreted as summary statistics of the population of interest.			
# vb3_6: 3.你們學校對升等資格的要求主要有那些(複選)?(6)執行研究計劃			
Information	[Type= discrete] [Format=numeric] [Range= 0-9] [Missing=*]		
Statistics [NW/ W]	[Valid=1073 /-] [Invalid=0 /-]		
Value	Label	Cases	Percentage
0	沒有	619	<div><div></div></div> 57.7%
1	有	414	<div><div></div></div> 38.6%
9	遺漏值	40	<div><div></div></div> 3.7%
Warning: these figures indicate the number of cases found in the data file. They cannot be interpreted as summary statistics of the population of interest.			
# vb3_7: 3.你們學校對升等資格的要求主要有那些(複選)?(7)其他			
Information	[Type= discrete] [Format=numeric] [Range= 0-9] [Missing=*]		
Statistics [NW/ W]	[Valid=1073 /-] [Invalid=0 /-]		
Value	Label	Cases	Percentage
0	沒有	927	<div><div></div></div> 86.4%
1	有	106	<div><div></div></div> 9.9%
9	遺漏值	40	<div><div></div></div> 3.7%
Warning: these figures indicate the number of cases found in the data file. They cannot be interpreted as summary statistics of the population of interest.			
# vb4_1: 4.你們系對升等資格的審核過程通常是以那種方式進行(複選)?(1)個人向系主任提出申請，再由系主任轉呈			
Information	[Type= discrete] [Format=numeric] [Range= 0-9] [Missing=*]		
Statistics [NW/ W]	[Valid=1073 /-] [Invalid=0 /-]		
Value	Label	Cases	Percentage
0	沒有	409	<div><div></div></div> 38.1%
1	有	598	<div><div></div></div> 55.7%
9	遺漏值	66	<div><div></div></div> 6.2%
Warning: these figures indicate the number of cases found in the data file. They cannot be interpreted as summary statistics of the population of interest.			
# vb4_2: 4.你們系對升等資格的審核過程通常是以那種方式進行(複選)?(2)系主任主動授意教員可提出升等申請，再按規定轉呈			
Information	[Type= discrete] [Format=numeric] [Range= 0-9] [Missing=*]		
Statistics [NW/ W]	[Valid=1073 /-] [Invalid=0 /-]		
Value	Label	Cases	Percentage
0	沒有	877	<div><div></div></div> 81.7%
1	有	130	<div><div></div></div> 12.1%
9	遺漏值	66	<div><div></div></div> 6.2%
Warning: these figures indicate the number of cases found in the data file. They cannot be interpreted as summary statistics of the population of interest.			
# vb4_3: 4.你們系對升等資格的審核過程通常是以那種方式進行(複選)?(3)由系務會議作正式審核			
Information	[Type= discrete] [Format=numeric] [Range= 0-9] [Missing=*]		
Statistics [NW/ W]	[Valid=1073 /-] [Invalid=0 /-]		



# vb4_3: 4.你們系對升等資格的審核過程通常是以那種方式進行(複選)?(3)由系務會議作正式審核			
Value	Label	Cases	Percentage
0	沒有	415	<div><div></div></div> 38.7%
1	有	592	<div><div></div></div> 55.2%
9	遺漏值	66	<div><div></div></div> 6.2%
Warning: these figures indicate the number of cases found in the data file. They cannot be interpreted as summary statistics of the population of interest.			
# vb4_4: 4.你們系對升等資格的審核過程通常是以那種方式進行(複選)?(4)由院務會議作正式審核			
Information	[Type= discrete] [Format=numeric] [Range= 0-9] [Missing=*]		
Statistics [NW/ W]	[Valid=1073 /-] [Invalid=0 /-]		
Value	Label	Cases	Percentage
0	沒有	380	<div><div></div></div> 35.4%
1	有	627	<div><div></div></div> 58.4%
9	遺漏值	66	<div><div></div></div> 6.2%
Warning: these figures indicate the number of cases found in the data file. They cannot be interpreted as summary statistics of the population of interest.			
# vb4_5: 4.你們系對升等資格的審核過程通常是以那種方式進行(複選)?(5)由校務會議作正式審核			
Information	[Type= discrete] [Format=numeric] [Range= 0-9] [Missing=*]		
Statistics [NW/ W]	[Valid=1073 /-] [Invalid=0 /-]		
Value	Label	Cases	Percentage
0	沒有	501	<div><div></div></div> 46.7%
1	有	506	<div><div></div></div> 47.2%
9	遺漏值	66	<div><div></div></div> 6.2%
Warning: these figures indicate the number of cases found in the data file. They cannot be interpreted as summary statistics of the population of interest.			
# vb4_6: 4.你們系對升等資格的審核過程通常是以那種方式進行(複選)?(6)其他			
Information	[Type= discrete] [Format=numeric] [Range= 0-9] [Missing=*]		
Statistics [NW/ W]	[Valid=1073 /-] [Invalid=0 /-]		
Value	Label	Cases	Percentage
0	沒有	857	<div><div></div></div> 79.9%
1	有	150	<div><div></div></div> 14.0%
9	遺漏值	66	<div><div></div></div> 6.2%
Warning: these figures indicate the number of cases found in the data file. They cannot be interpreted as summary statistics of the population of interest.			
# vb05: 5.就您來看，對升等案的決策，誰的影響力(或權力)最大?			
Information	[Type= discrete] [Format=numeric] [Range= 0-7] [Missing=*]		
Statistics [NW/ W]	[Valid=1073 /-] [Invalid=0 /-]		
Value	Label	Cases	Percentage
0	遺漏值	82	<div><div></div></div> 7.6%
1	系主任	147	<div><div></div></div> 13.7%
2	系裡其他教授	145	<div><div></div></div> 13.5%
3	院長	143	<div><div></div></div> 13.3%
4	校長	57	<div><div></div></div> 5.3%
5	教育部	234	<div><div></div></div> 21.8%
6	董事	5	<div><div></div></div> 0.5%
7	其他	260	<div><div></div></div> 24.2%
Warning: these figures indicate the number of cases found in the data file. They cannot be interpreted as summary statistics of the population of interest.			

# vb06: 6.您是否曾經擔任學校的行政職位？			
Information		[Type= discrete] [Format=numeric] [Range= 0-2] [Missing=*]	
Statistics [NW/ W]		[Valid=1073 /-] [Invalid=0 /-]	
Value	Label	Cases	Percentage
0	遺漏值	26	 2.4%
1	否	578	 53.9%
2	是	469	 43.7%
Warning: these figures indicate the number of cases found in the data file. They cannot be interpreted as summary statistics of the population of interest.			
# vb07: 7.您剛開始教書時，每週授課時數多少？			
Information		[Type= discrete] [Format=numeric] [Range= 1-99] [Missing=*]	
Statistics [NW/ W]		[Valid=1073 /-] [Invalid=0 /-]	
Value	Label	Cases	Percentage
1		11	 1.0%
2		33	 3.1%
3		32	 3.0%
4		42	 3.9%
5		11	 1.0%
6		63	 5.9%
7		6	 0.6%
8		59	 5.5%
9		125	 11.6%
10		152	 14.2%
11		46	 4.3%
12		201	 18.7%
13		17	 1.6%
14		50	 4.7%
15		58	 5.4%
16		44	 4.1%
17		4	 0.4%
18		33	 3.1%
19		4	 0.4%
20		15	 1.4%
21		1	 0.1%
22		4	 0.4%
23		1	 0.1%
24		3	 0.3%
25		2	 0.2%
28		2	 0.2%
30		1	 0.1%
44		2	 0.2%
45		1	 0.1%
99	遺漏值	50	 4.7%
Warning: these figures indicate the number of cases found in the data file. They cannot be interpreted as summary statistics of the population of interest.			
# vb08: 8.您目前每週授課時數多少？			
Information		[Type= discrete] [Format=numeric] [Range= 1-99] [Missing=*]	

# vb08: 8.您目前每週授課時數多少？

Statistics [NW/ W] [Valid=1073 /-] [Invalid=0 /-]

Value	Label	Cases	Percentage
1		11	1.0%
2		26	2.4%
3		32	3.0%
4		33	3.1%
5		26	2.4%
6		76	7.1%
7		21	2.0%
8		95	8.9%
9		149	13.9%
10		150	14.0%
11		63	5.9%
12		176	16.4%
13		48	4.5%
14		58	5.4%
15		32	3.0%
16		15	1.4%
17		4	0.4%
18		6	0.6%
19		2	0.2%
20		7	0.7%
21		1	0.1%
22		1	0.1%
25		1	0.1%
26		2	0.2%
30		2	0.2%
70	遺漏值	1	0.1%
99	遺漏值	35	3.3%

Warning: these figures indicate the number of cases found in the data file. They cannot be interpreted as summary statistics of the population of interest.

# vb09: 9.民國77年6月以來，您有沒有申請過研究計劃或接受委託執行研究計劃？

Information [Type= discrete] [Format=numeric] [Range= 0-2] [Missing=\*]

Statistics [NW/ W] [Valid=1073 /-] [Invalid=0 /-]

Value	Label	Cases	Percentage
0	遺漏值	28	2.6%
1	沒有	313	29.2%
2	有(續答9-1)	732	68.2%























Warning: these figures indicate the number of cases found in the data file. They cannot be interpreted as summary statistics of the population of interest.

# vb9\_1\_1: 9-1.(1)民國77年6月以來，您有自己向國科會等機構提出申請研究計劃(複選)

Information [Type= discrete] [Format=numeric] [Range= 0-9] [Missing=\*]

Statistics [NW/ W] [Valid=1073 /-] [Invalid=0 /-]

Value	Label	Cases	Percentage
0	否	461	43.0%
1	是	581	54.1%

# vb9_1_1: 9-1.(1)民國77年6月以來，您有自己向國科會等機構提出申請研究計劃(複選)			
Value	Label	Cases	Percentage
9	遺漏值	31	 2.9%
Warning: these figures indicate the number of cases found in the data file. They cannot be interpreted as summary statistics of the population of interest.			
# vb9_1_2: 9-1.(1)民國77年6月以來，您有自己向國科會等機構提出申請研究計劃，核准__個			
Information	[Type= discrete] [Format=numeric] [Range= 0-9] [Missing=*]		
Statistics [NW/ W]	[Valid=1073 /-] [Invalid=0 /-] [Mean=1.585 /-] [StdDev=2.524 /-]		
Value	Label	Cases	Percentage
0		578	 53.9%
1		162	 15.1%
2		97	 9.0%
3		64	 6.0%
4		33	 3.1%
5		28	 2.6%
6		26	 2.4%
7		15	 1.4%
8		10	 0.9%
9		60	 5.6%
Warning: these figures indicate the number of cases found in the data file. They cannot be interpreted as summary statistics of the population of interest.			
# vb9_1_3: 9-1.(1)民國77年7月以來，您有自己向國科會等機構提出申請研究計劃，未核准__個			
Information	[Type= discrete] [Format=numeric] [Range= 0-9] [Missing=*]		
Statistics [NW/ W]	[Valid=1073 /-] [Invalid=0 /-] [Mean=0.562 /-] [StdDev=1.639 /-]		
Value	Label	Cases	Percentage
0		830	 77.4%
1		138	 12.9%
2		53	 4.9%
3		14	 1.3%
4		4	 0.4%
6		1	 0.1%
7		1	 0.1%
9		32	 3.0%
Warning: these figures indicate the number of cases found in the data file. They cannot be interpreted as summary statistics of the population of interest.			
# vb9_1_4: 9-1.(2)民國77年6月以來，您有接受機構委託提出研究計劃(複選)			
Information	[Type= discrete] [Format=numeric] [Range= 0-9] [Missing=*]		
Statistics [NW/ W]	[Valid=1073 /-] [Invalid=0 /-]		
Value	Label	Cases	Percentage
0	否	744	 69.3%
1	是	298	 27.8%
9	遺漏值	31	 2.9%
Warning: these figures indicate the number of cases found in the data file. They cannot be interpreted as summary statistics of the population of interest.			
# vb9_1_5: 9-1.(2)民國77年7月以來，您有接受機構委託提出研究計劃，核准__個			
Information	[Type= discrete] [Format=numeric] [Range= 0-9] [Missing=*]		
Statistics [NW/ W]	[Valid=1073 /-] [Invalid=0 /-] [Mean=0.953 /-] [StdDev=2.126 /-]		

# vb9_1_5: 9-1.(2)民國77年7月以來，您有接受機構委託提出研究計劃，核准___個			
Value	Label	Cases	Percentage
0		773	<div><div></div></div> 72.0%
1		103	<div><div></div></div> 9.6%
2		64	<div><div></div></div> 6.0%
3		31	<div><div></div></div> 2.9%
4		17	<div><div></div></div> 1.6%
5		14	<div><div></div></div> 1.3%
6		21	<div><div></div></div> 2.0%
7		5	<div><div></div></div> 0.5%
8		5	<div><div></div></div> 0.5%
9		40	<div><div></div></div> 3.7%
Warning: these figures indicate the number of cases found in the data file. They cannot be interpreted as summary statistics of the population of interest.			
# vb9_1_6: 9-1.(2)民國77年8月以來，您有接受機構委託提出研究計劃，未核准___個			
Information	[Type= discrete] [Format=numeric] [Range= 0-9] [Missing=*]		
Statistics [NW/ W]	[Valid=1073 /-] [Invalid=0 /-] [Mean=0.297 /-] [StdDev=1.525 /-]		
Value	Label	Cases	Percentage
0		1016	<div><div></div></div> 94.7%
1		15	<div><div></div></div> 1.4%
2		9	<div><div></div></div> 0.8%
3		1	<div><div></div></div> 0.1%
4		1	<div><div></div></div> 0.1%
9		31	<div><div></div></div> 2.9%
Warning: these figures indicate the number of cases found in the data file. They cannot be interpreted as summary statistics of the population of interest.			
# vb9_1_7: 9-1.(3)民國77年9月以來，您有申請過研究計劃或接受委託執行研究計劃：其他(複選)			
Information	[Type= discrete] [Format=numeric] [Range= 0-9] [Missing=*]		
Statistics [NW/ W]	[Valid=1073 /-] [Invalid=0 /-]		
Value	Label	Cases	Percentage
0	否	938	<div><div></div></div> 87.4%
1	是	104	<div><div></div></div> 9.7%
9	遺漏值	31	<div><div></div></div> 2.9%
Warning: these figures indicate the number of cases found in the data file. They cannot be interpreted as summary statistics of the population of interest.			
# vc01: 1.您剛來時，您們每學年有沒有召開系務會議？			
Information	[Type= discrete] [Format=numeric] [Range= 0-2] [Missing=*]		
Statistics [NW/ W]	[Valid=1073 /-] [Invalid=0 /-]		
Value	Label	Cases	Percentage
0	遺漏值	30	<div><div></div></div> 2.8%
1	沒有(跳答2)	125	<div><div></div></div> 11.6%
2	有(續答1-1)	918	<div><div></div></div> 85.6%
Warning: these figures indicate the number of cases found in the data file. They cannot be interpreted as summary statistics of the population of interest.			
# vc1_1: 1-1.您剛來時，您們一學年中大概召開幾次系務會議？___次			
Information	[Type= discrete] [Format=numeric] [Range= 0-99] [Missing=*]		
Statistics [NW/ W]	[Valid=1073 /-] [Invalid=0 /-]		

# **vc1\_1: 1-1.**您剛來時， 您們一學年中大概召開幾次系務會議?\_\_次

Value	Label	Cases	Percentage
0		125	11.6%
1		31	2.9%
2		237	22.1%
3		66	6.2%
4		242	22.6%
5		38	3.5%
6		85	7.9%
7		10	0.9%
8		54	5.0%
9		8	0.7%
10		51	4.8%
12		24	2.2%
14		1	0.1%
15		7	0.7%
16		3	0.3%
18		1	0.1%
20		6	0.6%
24		1	0.1%
26		2	0.2%
30		3	0.3%
32		2	0.2%
34		1	0.1%
40		2	0.2%
50		1	0.1%
99	遺漏值	72	6.7%

*Warning: these figures indicate the number of cases found in the data file. They cannot be interpreted as summary statistics of the population of interest.*

# **vc1\_2\_1: 1-2.**您剛來時， 參與系務會議的(出席與列席)包括下列哪些人(複選)?**(1)**校方行政人員代表

<b>Information</b>	[Type= discrete] [Format=numeric] [Range= 0-9] [Missing=*]
<b>Statistics [NW/ W]</b>	[Valid=1073 /-] [Invalid=0 /-]

Value	Label	Cases	Percentage
0	沒有	781	72.8%
1	有	223	20.8%
9	遺漏值	69	6.4%

*Warning: these figures indicate the number of cases found in the data file. They cannot be interpreted as summary statistics of the population of interest.*





# **vc1\_2\_2: 1-2.**您剛來時， 參與系務會議的(出席與列席)包括下列哪些人(複選)?**(2)**副教授以上

<b>Information</b>	[Type= discrete] [Format=numeric] [Range= 0-9] [Missing=*]
<b>Statistics [NW/ W]</b>	[Valid=1073 /-] [Invalid=0 /-]

Value	Label	Cases	Percentage
0	沒有	185	17.2%
1	有	819	76.3%
9	遺漏值	69	6.4%

*Warning: these figures indicate the number of cases found in the data file. They cannot be interpreted as summary statistics of the population of interest.*

# vc1_2_3: 1-2.您剛來時，參與系務會議的(出席與列席)包括下列哪些人(複選)?(3)講師			
<b>Information</b>		[Type= discrete] [Format=numeric] [Range= 0-9] [Missing=*]	
<b>Statistics [NW/ W]</b>		[Valid=1073 /-] [Invalid=0 /-]	
Value	Label	Cases	Percentage
0	沒有	226	<div></div> 21.1%
1	有	778	<div></div> 72.5%
9	遺漏值	69	<div></div> 6.4%
Warning: these figures indicate the number of cases found in the data file. They cannot be interpreted as summary statistics of the population of interest.			

# <b>vc1_2_4: 1-2.</b> 您剛來時，參與系務會議的(出席與列席)包括下列哪些人(複選)? <b>(4)</b> 助教			
<b>Information</b>		[Type= discrete] [Format=numeric] [Range= 0-9] [Missing=*]	
<b>Statistics [NW/ W]</b>		[Valid=1073 /-] [Invalid=0 /-]	
<b>Value</b>	<b>Label</b>	<b>Cases</b>	<b>Percentage</b>
0	沒有	318	 29.6%
1	有	686	 63.9%
9	遺漏值	69	 6.4%
<i>Warning: these figures indicate the number of cases found in the data file. They cannot be interpreted as summary statistics of the population of interest.</i>			
# <b>vc1_2_5: 1-2.</b> 您剛來時，參與系務會議的(出席與列席)包括下列哪些人(複選)? <b>(5)</b> 學生代表			
<b>Information</b>		[Type= discrete] [Format=numeric] [Range= 0-9] [Missing=*]	
<b>Statistics [NW/ W]</b>		[Valid=1073 /-] [Invalid=0 /-]	
<b>Value</b>	<b>Label</b>	<b>Cases</b>	<b>Percentage</b>
0	沒有	690	 64.3%
1	有	314	 29.3%
9	遺漏值	69	 6.4%
<i>Warning: these figures indicate the number of cases found in the data file. They cannot be interpreted as summary statistics of the population of interest.</i>			
# <b>vc1_2_6: 1-2.</b> 您剛來時，參與系務會議的(出席與列席)包括下列哪些人(複選)? <b>(6)</b> 其他			
<b>Information</b>		[Type= discrete] [Format=numeric] [Range= 0-9] [Missing=*]	
<b>Statistics [NW/ W]</b>		[Valid=1073 /-] [Invalid=0 /-]	
<b>Value</b>	<b>Label</b>	<b>Cases</b>	<b>Percentage</b>
0	沒有	924	 86.1%
1	有	80	 7.5%
9	遺漏值	69	 6.4%
<i>Warning: these figures indicate the number of cases found in the data file. They cannot be interpreted as summary statistics of the population of interest.</i>			
# <b>vc1_3_1: 1-3.</b> 就你來看系務會議的主要功能是什麼(複選)? <b>(1)</b> 決定系務發展方向或策略			
<b>Information</b>		[Type= discrete] [Format=numeric] [Range= 0-9] [Missing=*]	
<b>Statistics [NW/ W]</b>		[Valid=1073 /-] [Invalid=0 /-]	
<b>Value</b>	<b>Label</b>	<b>Cases</b>	<b>Percentage</b>
0	沒有	263	 24.5%
1	有	741	 69.1%
9	遺漏值	69	 6.4%
<i>Warning: these figures indicate the number of cases found in the data file. They cannot be interpreted as summary statistics of the population of interest.</i>			
# <b>vc1_3_2: 1-3.</b> 就你來看系務會議的主要功能是什麼(複選)? <b>(2)</b> 討論行政資源分配問題			
<b>Information</b>		[Type= discrete] [Format=numeric] [Range= 0-9] [Missing=*]	
<b>Statistics [NW/ W]</b>		[Valid=1073 /-] [Invalid=0 /-]	
<b>Value</b>	<b>Label</b>	<b>Cases</b>	<b>Percentage</b>
0	沒有	541	 50.4%
1	有	463	 43.2%
9	遺漏值	69	 6.4%
<i>Warning: these figures indicate the number of cases found in the data file. They cannot be interpreted as summary statistics of the population of interest.</i>			
# <b>vc1_3_3: 1-3.</b> 就你來看系務會議的主要功能是什麼(複選)? <b>(3)</b> 解決系務衝突			
<b>Information</b>		[Type= discrete] [Format=numeric] [Range= 0-9] [Missing=*]	
<b>Statistics [NW/ W]</b>		[Valid=1073 /-] [Invalid=0 /-]	



# <b>vc1_3_3: 1-3.</b> 就你來看系務會議的主要功能是什麼(複選)? <b>(3)</b> 解決系務衝突			
Value	Label	Cases	Percentage
0	沒有	666	<div><div></div></div> 62.1%
1	有	338	<div><div></div></div> 31.5%
9	遺漏值	69	<div><div></div></div> 6.4%
Warning: these figures indicate the number of cases found in the data file. They cannot be interpreted as summary statistics of the population of interest.			
# <b>vc1_3_4: 1-3.</b> 就你來看系務會議的主要功能是什麼(複選)? <b>(4)</b> 決定新聘與升等事務			
Information	[Type= discrete] [Format=numeric] [Range= 0-9] [Missing=*]		
Statistics [NW/ W]	[Valid=1073 /-] [Invalid=0 /-]		
Value	Label	Cases	Percentage
0	沒有	635	<div><div></div></div> 59.2%
1	有	369	<div><div></div></div> 34.4%
9	遺漏值	69	<div><div></div></div> 6.4%
Warning: these figures indicate the number of cases found in the data file. They cannot be interpreted as summary statistics of the population of interest.			
# <b>vc1_3_5: 1-3.</b> 就你來看系務會議的主要功能是什麼(複選)? <b>(5)</b> 增進系內同仁情誼			
Information	[Type= discrete] [Format=numeric] [Range= 0-9] [Missing=*]		
Statistics [NW/ W]	[Valid=1073 /-] [Invalid=0 /-]		
Value	Label	Cases	Percentage
0	沒有	661	<div><div></div></div> 61.6%
1	有	343	<div><div></div></div> 32.0%
9	遺漏值	69	<div><div></div></div> 6.4%
Warning: these figures indicate the number of cases found in the data file. They cannot be interpreted as summary statistics of the population of interest.			
# <b>vc1_3_6: 1-3.</b> 就你來看系務會議的主要功能是什麼(複選)? <b>(6)</b> 沒有實質功能			
Information	[Type= discrete] [Format=numeric] [Range= 0-9] [Missing=*]		
Statistics [NW/ W]	[Valid=1073 /-] [Invalid=0 /-]		
Value	Label	Cases	Percentage
0	沒有	935	<div><div></div></div> 87.1%
1	有	69	<div><div></div></div> 6.4%
9	遺漏值	69	<div><div></div></div> 6.4%
Warning: these figures indicate the number of cases found in the data file. They cannot be interpreted as summary statistics of the population of interest.			
# <b>vc1_3_7: 1-3.</b> 就你來看系務會議的主要功能是什麼(複選)? <b>(7)</b> 其他			
Information	[Type= discrete] [Format=numeric] [Range= 0-9] [Missing=*]		
Statistics [NW/ W]	[Valid=1073 /-] [Invalid=0 /-]		
Value	Label	Cases	Percentage
0	沒有	974	<div><div></div></div> 90.8%
1	有	30	<div><div></div></div> 2.8%
9	遺漏值	69	<div><div></div></div> 6.4%
Warning: these figures indicate the number of cases found in the data file. They cannot be interpreted as summary statistics of the population of interest.			
# <b>vc2_1: 2.</b> 剛到此校時，貴系是否有設置下列各種不同的委員會(複選)? <b>(1)</b> 學術發展方面			
Information	[Type= discrete] [Format=numeric] [Range= 0-9] [Missing=*]		
Statistics [NW/ W]	[Valid=1073 /-] [Invalid=0 /-]		
Value	Label	Cases	Percentage
0	沒有	442	<div><div></div></div> 41.2%

# <b>vc2_1: 2.</b> 剛到此校時，貴系是否有設置下列各種不同的委員會(複選)? <b>(1)</b> 學術發展方面			
Value	Label	Cases	Percentage
1	有	347	<div><div></div></div> 32.3%
9	遺漏值	284	<div><div></div></div> 26.5%
Warning: these figures indicate the number of cases found in the data file. They cannot be interpreted as summary statistics of the population of interest.			
# <b>vc2_2: 2.(1)</b> 剛到此校時，貴系有設置學術發展方面委員會，其產生方式為何?			
Information	[Type= discrete] [Format=numeric] [Range= 0-9] [Missing=*]		
Statistics [NW/ W]	[Valid=1073 /-] [Invalid=0 /-]		
Value	Label	Cases	Percentage
0	遺漏值	442	<div><div></div></div> 41.2%
1	推選	146	<div><div></div></div> 13.6%
2	分派或指定	158	<div><div></div></div> 14.7%
9	遺漏值	327	<div><div></div></div> 30.5%
Warning: these figures indicate the number of cases found in the data file. They cannot be interpreted as summary statistics of the population of interest.			
# <b>vc2_3: 2.</b> 剛到此校時，貴系是否有設置下列各種不同的委員會(複選)? <b>(2)</b> 聘任方面			
Information	[Type= discrete] [Format=numeric] [Range= 0-9] [Missing=*]		
Statistics [NW/ W]	[Valid=1073 /-] [Invalid=0 /-]		
Value	Label	Cases	Percentage
0	沒有	363	<div><div></div></div> 33.8%
1	有	426	<div><div></div></div> 39.7%
9	遺漏值	284	<div><div></div></div> 26.5%
Warning: these figures indicate the number of cases found in the data file. They cannot be interpreted as summary statistics of the population of interest.			
# <b>vc2_4: 2.(2)</b> 剛到此校時，貴系有設置聘任方面委員會，其產生方式為何?			
Information	[Type= discrete] [Format=numeric] [Range= 0-9] [Missing=*]		
Statistics [NW/ W]	[Valid=1073 /-] [Invalid=0 /-]		
Value	Label	Cases	Percentage
0	遺漏值	363	<div><div></div></div> 33.8%
1	推選	165	<div><div></div></div> 15.4%
2	分派或指定	210	<div><div></div></div> 19.6%
9	遺漏值	335	<div><div></div></div> 31.2%
Warning: these figures indicate the number of cases found in the data file. They cannot be interpreted as summary statistics of the population of interest.			
# <b>vc2_5: 2.</b> 剛到此校時，貴系是否有設置下列各種不同的委員會(複選)? <b>(3)</b> 升等方面			
Information	[Type= discrete] [Format=numeric] [Range= 0-9] [Missing=*]		
Statistics [NW/ W]	[Valid=1073 /-] [Invalid=0 /-]		
Value	Label	Cases	Percentage
0	沒有	394	<div><div></div></div> 36.7%
1	有	395	<div><div></div></div> 36.8%
9	遺漏值	284	<div><div></div></div> 26.5%
Warning: these figures indicate the number of cases found in the data file. They cannot be interpreted as summary statistics of the population of interest.			
# <b>vc2_6: 2.(3)</b> 剛到此校時，貴系有設置升等方面委員會，其產生方式為何?			
Information	[Type= discrete] [Format=numeric] [Range= 0-9] [Missing=*]		
Statistics [NW/ W]	[Valid=1073 /-] [Invalid=0 /-]		

# **vc2\_6: 2.(3)**剛到此校時，貴系有設置升等方面委員會，其產生方式為何？

Value	Label	Cases	Percentage
0	遺漏值	394	<div><div></div></div> 36.7%
1	推選	150	<div><div></div></div> 14.0%
2	分派或指定	194	<div><div></div></div> 18.1%
9	遺漏值	335	<div><div></div></div> 31.2%

*Warning: these figures indicate the number of cases found in the data file. They cannot be interpreted as summary statistics of the population of interest.*

# **vc2\_7: 2.**剛到此校時，貴系是否有設置下列各種不同的委員會(複選)?**(4)**研討會方面

<b>Information</b>	[Type= discrete] [Format=numeric] [Range= 0-9] [Missing=*]
<b>Statistics [NW/ W]</b>	[Valid=1073 /-] [Invalid=0 /-]

Value	Label	Cases	Percentage
0	沒有	560	<div><div></div></div> 52.2%
1	有	229	<div><div></div></div> 21.3%
9	遺漏值	284	<div><div></div></div> 26.5%

*Warning: these figures indicate the number of cases found in the data file. They cannot be interpreted as summary statistics of the population of interest.*

# **vc2\_8: 2.(4)**剛到此校時，貴系有設置研討會方面委員會，其產生方式為何？

<b>Information</b>	[Type= discrete] [Format=numeric] [Range= 0-9] [Missing=*]
<b>Statistics [NW/ W]</b>	[Valid=1073 /-] [Invalid=0 /-]

Value	Label	Cases	Percentage
0	遺漏值	560	<div><div></div></div> 52.2%
1	推選	86	<div><div></div></div> 8.0%
2	分派或指定	125	<div><div></div></div> 11.6%
9	遺漏值	302	<div><div></div></div> 28.1%

*Warning: these figures indicate the number of cases found in the data file. They cannot be interpreted as summary statistics of the population of interest.*

# **vc2\_9: 2.**剛到此校時，貴系是否有設置下列各種不同的委員會(複選)?**(5)**教學方面

<b>Information</b>	[Type= discrete] [Format=numeric] [Range= 0-9] [Missing=*]
<b>Statistics [NW/ W]</b>	[Valid=1073 /-] [Invalid=0 /-]

Value	Label	Cases	Percentage
0	沒有	419	<div><div></div></div> 39.0%
1	有	370	<div><div></div></div> 34.5%
9	遺漏值	284	<div><div></div></div> 26.5%

*Warning: these figures indicate the number of cases found in the data file. They cannot be interpreted as summary statistics of the population of interest.*

# **vc2\_10: 2.(5)**剛到此校時，貴系有設置教學方面委員會，其產生方式為何？

<b>Information</b>	[Type= discrete] [Format=numeric] [Range= 0-9] [Missing=*]
<b>Statistics [NW/ W]</b>	[Valid=1073 /-] [Invalid=0 /-]

Value	Label	Cases	Percentage
0	遺漏值	419	<div><div></div></div> 39.0%
1	推選	143	<div><div></div></div> 13.3%
2	分派或指定	183	<div><div></div></div> 17.1%
9	遺漏值	328	<div><div></div></div> 30.6%

*Warning: these figures indicate the number of cases found in the data file. They cannot be interpreted as summary statistics of the population of interest.*

# **vc2\_11: 2.**剛到此校時，貴系是否有設置下列各種不同的委員會(複選)?**(6)**電腦方面

<b>Information</b>	[Type= discrete] [Format=numeric] [Range= 0-9] [Missing=*]
<b>Statistics [NW/ W]</b>	[Valid=1073 /-] [Invalid=0 /-]

# <b>vc2_11: 2.</b> 剛到此校時，貴系是否有設置下列各種不同的委員會(複選)? <b>(6)</b> 電腦方面			
Value	Label	Cases	Percentage
0	沒有	638	<div><div></div></div> 59.5%
1	有	151	<div><div></div></div> 14.1%
9	遺漏值	284	<div><div></div></div> 26.5%
Warning: these figures indicate the number of cases found in the data file. They cannot be interpreted as summary statistics of the population of interest.			
# <b>vc2_12: 2.(6)</b> 剛到此校時，貴系有設置電腦方面委員會，其產生方式為何?			
Information	[Type= discrete] [Format=numeric] [Range= 0-9] [Missing=*]		
Statistics [NW/ W]	[Valid=1073 /-] [Invalid=0 /-]		
Value	Label	Cases	Percentage
0	遺漏值	638	<div><div></div></div> 59.5%
1	推選	55	<div><div></div></div> 5.1%
2	分派或指定	85	<div><div></div></div> 7.9%
9	遺漏值	295	<div><div></div></div> 27.5%
Warning: these figures indicate the number of cases found in the data file. They cannot be interpreted as summary statistics of the population of interest.			
# <b>vc2_13: 2.</b> 剛到此校時，貴系是否有設置下列各種不同的委員會(複選)? <b>(7)</b> 設備分配方面			
Information	[Type= discrete] [Format=numeric] [Range= 0-9] [Missing=*]		
Statistics [NW/ W]	[Valid=1073 /-] [Invalid=0 /-]		
Value	Label	Cases	Percentage
0	沒有	598	<div><div></div></div> 55.7%
1	有	191	<div><div></div></div> 17.8%
9	遺漏值	284	<div><div></div></div> 26.5%
Warning: these figures indicate the number of cases found in the data file. They cannot be interpreted as summary statistics of the population of interest.			
# <b>vc2_14: 2.(7)</b> 剛到此校時，貴系有設置設備分配方面委員會，其產生方式為何?			
Information	[Type= discrete] [Format=numeric] [Range= 0-9] [Missing=*]		
Statistics [NW/ W]	[Valid=1073 /-] [Invalid=0 /-]		
Value	Label	Cases	Percentage
0	遺漏值	598	<div><div></div></div> 55.7%
1	推選	64	<div><div></div></div> 6.0%
2	分派或指定	109	<div><div></div></div> 10.2%
9	遺漏值	302	<div><div></div></div> 28.1%
Warning: these figures indicate the number of cases found in the data file. They cannot be interpreted as summary statistics of the population of interest.			
# <b>vc2_15: 2.</b> 剛到此校時，貴系是否有設置下列各種不同的委員會(複選)? <b>(8)</b> 其他			
Information	[Type= discrete] [Format=numeric] [Range= 0-9] [Missing=*]		
Statistics [NW/ W]	[Valid=1073 /-] [Invalid=0 /-]		
Value	Label	Cases	Percentage
0	沒有	654	<div><div></div></div> 61.0%
1	有	135	<div><div></div></div> 12.6%
9	遺漏值	284	<div><div></div></div> 26.5%
Warning: these figures indicate the number of cases found in the data file. They cannot be interpreted as summary statistics of the population of interest.			
# <b>vc2_16: 2.(8)</b> 剛到此校時，貴系有設置其他委員會，其產生方式為何?			
Information	[Type= discrete] [Format=numeric] [Range= 0-9] [Missing=*]		
Statistics [NW/ W]	[Valid=1073 /-] [Invalid=0 /-]		

# <b>vc2_16: 2.(8)</b> 剛到此校時，貴系有設置其他委員會，其產生方式為何？			
Value	Label	Cases	Percentage
0	遺漏值	654	<div><div></div></div> 61.0%
1	推選	9	<div><div></div></div> 0.8%
2	分派或指定	16	<div><div></div></div> 1.5%
9	遺漏值	394	<div><div></div></div> 36.7%
Warning: these figures indicate the number of cases found in the data file. They cannot be interpreted as summary statistics of the population of interest.			
# <b>vc03: 3.</b> 剛到此校時，學校新聘教授方面名額的決定主要是？			
Information	[Type= discrete] [Format=numeric] [Range= 0-5] [Missing=*]		
Statistics [NW/ W]	[Valid=1073 /-] [Invalid=0 /-]		
Value	Label	Cases	Percentage
0	遺漏值	103	<div><div></div></div> 9.6%
1	校方(院方)依照校(院)務會議決議，統籌規定	308	<div><div></div></div> 28.7%
2	系務會議決定，呈報校方	165	<div><div></div></div> 15.4%
3	系主任主動向校方爭取	261	<div><div></div></div> 24.3%
4	校長(院長)決定該年度可聘任名額	145	<div><div></div></div> 13.5%
5	其他	91	<div><div></div></div> 8.5%
Warning: these figures indicate the number of cases found in the data file. They cannot be interpreted as summary statistics of the population of interest.			
# <b>vc04: 4.</b> 剛到此校時，升等教授方面名額的決定主要是？			
Information	[Type= discrete] [Format=numeric] [Range= 0-6] [Missing=*]		
Statistics [NW/ W]	[Valid=1073 /-] [Invalid=0 /-]		
Value	Label	Cases	Percentage
0	遺漏值	149	<div><div></div></div> 13.9%
1	校方(院方)依照校(院)務會議決議，統籌規定	334	<div><div></div></div> 31.1%
2	系務會議決定，呈報校方	94	<div><div></div></div> 8.8%
3	系主任主動向校方爭取	118	<div><div></div></div> 11.0%
4	校長(院長)決定該年度可升等名額	80	<div><div></div></div> 7.5%
5	無名額限制	186	<div><div></div></div> 17.3%
6	其他	112	<div><div></div></div> 10.4%
Warning: these figures indicate the number of cases found in the data file. They cannot be interpreted as summary statistics of the population of interest.			
# <b>vc05: 5.</b> 剛到此校時，授課的課目(課名)方面，主要是如何決定的？			
Information	[Type= discrete] [Format=numeric] [Range= 0-4] [Missing=*]		
Statistics [NW/ W]	[Valid=1073 /-] [Invalid=0 /-]		
Value	Label	Cases	Percentage
0	遺漏值	66	<div><div></div></div> 6.2%
1	系裡統籌規定，再告知要教的課目	559	<div><div></div></div> 52.1%
2	個人向系裡申請，再由系協調辦理(續答5-1)	248	<div><div></div></div> 23.1%
3	個人向系裡表達欲開立之科目即可(續答5-1)	133	<div><div></div></div> 12.4%
4	其他	67	<div><div></div></div> 6.2%
Warning: these figures indicate the number of cases found in the data file. They cannot be interpreted as summary statistics of the population of interest.			
# <b>vc5_1: 5-1.</b> 若想開一門新課主要的決定因素是什麼？			
Information	[Type= discrete] [Format=numeric] [Range= 0-9] [Missing=*]		
Statistics [NW/ W]	[Valid=1073 /-] [Invalid=0 /-]		

# vc5_1: 5-1.若想開一門新課主要的決定因素是什麼？			
Value	Label	Cases	Percentage
0	遺漏值	626	<div><div></div></div> 58.3%
1	系主任個人同意即可	166	<div><div></div></div> 15.5%
2	系務會議討論決定	176	<div><div></div></div> 16.4%
3	院(校)方同意為主	13	<div><div></div></div> 1.2%
4	其他	21	<div><div></div></div> 2.0%
9	遺漏值	71	<div><div></div></div> 6.6%
Warning: these figures indicate the number of cases found in the data file. They cannot be interpreted as summary statistics of the population of interest.			
# vc06: 6.剛到此校時，如果有其他機構(單位)委託系裡作研究計畫時，通常是如何安排執行的？			
Information	[Type= discrete] [Format=numeric] [Range= 0-6] [Missing=*]		
Statistics [NW/ W]	[Valid=1073 /-] [Invalid=0 /-]		
Value	Label	Cases	Percentage
0	遺漏值	82	<div><div></div></div> 7.6%
1	沒有被委託過	368	<div><div></div></div> 34.3%
2	由系主任自己執行為主	65	<div><div></div></div> 6.1%
3	由系主任直接分配給教授執行	141	<div><div></div></div> 13.1%
4	系裡發通告，教授們自行決定參加	216	<div><div></div></div> 20.1%
5	不知道	153	<div><div></div></div> 14.3%
6	其他	48	<div><div></div></div> 4.5%
Warning: these figures indicate the number of cases found in the data file. They cannot be interpreted as summary statistics of the population of interest.			
# vc07: 7.剛到此校時，一般而言，系裡有沒有公開可以自行運用的經費？			
Information	[Type= discrete] [Format=numeric] [Range= 0-3] [Missing=*]		
Statistics [NW/ W]	[Valid=1073 /-] [Invalid=0 /-]		
Value	Label	Cases	Percentage
0	遺漏值	68	<div><div></div></div> 6.3%
1	有	363	<div><div></div></div> 33.8%
2	沒有	391	<div><div></div></div> 36.4%
3	不知道	251	<div><div></div></div> 23.4%
Warning: these figures indicate the number of cases found in the data file. They cannot be interpreted as summary statistics of the population of interest.			
# vc08: 8.剛到此校時，如果學校有派遣教師進修的機會，有沒有公開通知？			
Information	[Type= discrete] [Format=numeric] [Range= 0-3] [Missing=*]		
Statistics [NW/ W]	[Valid=1073 /-] [Invalid=0 /-]		
Value	Label	Cases	Percentage
0	遺漏值	96	<div><div></div></div> 8.9%
1	有(續答8-1)	599	<div><div></div></div> 55.8%
2	沒有(續答8-1)	155	<div><div></div></div> 14.4%
3	沒有這種機會	223	<div><div></div></div> 20.8%
Warning: these figures indicate the number of cases found in the data file. They cannot be interpreted as summary statistics of the population of interest.			
# vc8_1: 8-1.剛到此校時，如果學校有派遣教師進修的機會，通常是如何決定的？			
Information	[Type= discrete] [Format=numeric] [Range= 0-9] [Missing=*]		
Statistics [NW/ W]	[Valid=1073 /-] [Invalid=0 /-]		
Value	Label	Cases	Percentage
0	遺漏值	223	<div><div></div></div> 20.8%

# <b>vc8_1: 8-1.</b> 剛到此校時，如果學校有派遣教師進修的機會，通常是如何決定的？			
Value	Label	Cases	Percentage
1	由校(院)長直接指派	105	<div><div></div></div> 9.8%
2	由校(院)級委員會決定	193	<div><div></div></div> 18.0%
3	由系主任直接指派	83	<div><div></div></div> 7.7%
4	由系務會議討論決定	135	<div><div></div></div> 12.6%
5	其他	175	<div><div></div></div> 16.3%
9	遺漏值	159	<div><div></div></div> 14.8%
Warning: these figures indicate the number of cases found in the data file. They cannot be interpreted as summary statistics of the population of interest.			
# <b>vc09: 9.</b> 剛到此校時，學校提供的設備，例如辦公室、個人電腦等，通常是如何分配的？			
Information	[Type= discrete] [Format=numeric] [Range= 0-6] [Missing=*]		
Statistics [NW/ W]	[Valid=1073 /-] [Invalid=0 /-]		
Value	Label	Cases	Percentage
0	遺漏值	67	<div><div></div></div> 6.2%
1	由校(院)長直接分配	80	<div><div></div></div> 7.5%
2	由系主任直接指派或分配	435	<div><div></div></div> 40.5%
3	由系務會議或系級委員會討論決定	135	<div><div></div></div> 12.6%
4	由個人直接提出申請即可	104	<div><div></div></div> 9.7%
5	按照一定的分配章程或慣例	180	<div><div></div></div> 16.8%
6	其他	72	<div><div></div></div> 6.7%
Warning: these figures indicate the number of cases found in the data file. They cannot be interpreted as summary statistics of the population of interest.			
# <b>vc10: 10.</b> 剛到此校時，您認為系主任在學校的決策過程中，是否有重要的地位？			
Information	[Type= discrete] [Format=numeric] [Range= 0-5] [Missing=*]		
Statistics [NW/ W]	[Valid=1073 /-] [Invalid=0 /-]		
Value	Label	Cases	Percentage
0	遺漏值	45	<div><div></div></div> 4.2%
1	非常重要	255	<div><div></div></div> 23.8%
2	相當重要	379	<div><div></div></div> 35.3%
3	普通	280	<div><div></div></div> 26.1%
4	不太重要	95	<div><div></div></div> 8.9%
5	根本不重要	19	<div><div></div></div> 1.8%
Warning: these figures indicate the number of cases found in the data file. They cannot be interpreted as summary statistics of the population of interest.			
# <b>vc11: 11.</b> 剛到此校時，就你來看，教師在學校重要行政決策方面，是否佔有重要地位？			
Information	[Type= discrete] [Format=numeric] [Range= 0-5] [Missing=*]		
Statistics [NW/ W]	[Valid=1073 /-] [Invalid=0 /-]		
Value	Label	Cases	Percentage
0	遺漏值	41	<div><div></div></div> 3.8%
1	非常重要	29	<div><div></div></div> 2.7%
2	相當重要	116	<div><div></div></div> 10.8%
3	普通	424	<div><div></div></div> 39.5%
4	不太重要	299	<div><div></div></div> 27.9%
5	根本不重要	164	<div><div></div></div> 15.3%
Warning: these figures indicate the number of cases found in the data file. They cannot be interpreted as summary statistics of the population of interest.			
# <b>vc12: 12.</b> 剛到此校時，就你來看，教師在系裡的重要決策方面，是否佔有重要地位？			
Information	[Type= discrete] [Format=numeric] [Range= 0-5] [Missing=*]		

# <b>vc12: 12.</b> 剛到此校時，就你來看，教師在系裡的重要決策方面，是否佔有重要地位？			
<b>Statistics [NW/ W]</b>		[Valid=1073 /-] [Invalid=0 /-]	
<b>Value</b>	<b>Label</b>	<b>Cases</b>	<b>Percentage</b>
0	遺漏值	37	3.4%
1	非常重要	128	11.9%
2	相當重要	350	32.6%
3	普通	351	32.7%
4	不太重要	147	13.7%
5	根本不重要	60	5.6%
<i>Warning: these figures indicate the number of cases found in the data file. They cannot be interpreted as summary statistics of the population of interest.</i>			
# <b>vd01: 1.</b> 您們目前每學年有沒有召開系務會議？			
<b>Information</b>		[Type= discrete] [Format=numeric] [Range= 0-2] [Missing=*]	
<b>Statistics [NW/ W]</b>		[Valid=1073 /-] [Invalid=0 /-]	
<b>Value</b>	<b>Label</b>	<b>Cases</b>	<b>Percentage</b>
0	遺漏值	43	4.0%
1	沒有(跳答2)	30	2.8%
2	有(續答1-1)	1000	93.2%
<i>Warning: these figures indicate the number of cases found in the data file. They cannot be interpreted as summary statistics of the population of interest.</i>			
# <b>card3: 卡號三</b>			
<b>Information</b>		[Type= discrete] [Format=numeric] [Range= 3-3] [Missing=*]	
<b>Statistics [NW/ W]</b>		[Valid=1073 /-] [Invalid=0 /-] [Mean=3 /-] [StdDev=0 /-]	
<b>Value</b>	<b>Label</b>	<b>Cases</b>	<b>Percentage</b>
3		1073	100.0%
<i>Warning: these figures indicate the number of cases found in the data file. They cannot be interpreted as summary statistics of the population of interest.</i>			
# <b>school3: 您目前服務的學校是？</b>			
<b>Information</b>		[Type= discrete] [Format=numeric] [Range= 1-11] [Missing=*]	
<b>Statistics [NW/ W]</b>		[Valid=1073 /-] [Invalid=0 /-]	
<b>Value</b>	<b>Label</b>	<b>Cases</b>	<b>Percentage</b>
1	輔仁大學	144	13.4%
2	淡江大學	149	13.9%
3	世界新聞傳播學院	48	4.5%
4	台北醫學院	57	5.3%
5	實踐設計管理學院	25	2.3%
6	元智工學院	35	3.3%
7	長庚醫學院暨工學院	47	4.4%
8	中原大學	104	9.7%
9	逢甲大學	201	18.7%
10	東海大學	148	13.8%
11	高雄醫學院	115	10.7%
<i>Warning: these figures indicate the number of cases found in the data file. They cannot be interpreted as summary statistics of the population of interest.</i>			
# <b>vd1_1: 1-1.</b> 您們目前每學年有召開系務會議，一學年中大概召開幾次？__次			
<b>Information</b>		[Type= discrete] [Format=numeric] [Range= 0-99] [Missing=*]	
<b>Statistics [NW/ W]</b>		[Valid=1073 /-] [Invalid=0 /-]	



# **vd1\_1: 1-1.**您們目前每學年有召開系務會議，一學年中大概召開幾次?\_\_次

Value	Label	Cases	Percentage
0		30	2.8%
1		23	2.1%
2		191	17.8%
3		75	7.0%
4		249	23.2%
5		47	4.4%
6		127	11.8%
7		15	1.4%
8		80	7.5%
9		2	0.2%
10		81	7.5%
11		4	0.4%
12		33	3.1%
14		2	0.2%
15		15	1.4%
16		2	0.2%
17		1	0.1%
20		8	0.7%
24		2	0.2%
25		1	0.1%
26		2	0.2%
30		2	0.2%
32		3	0.3%
40		3	0.3%
50		1	0.1%
99	遺漏值	74	6.9%

Warning: these figures indicate the number of cases found in the data file. They cannot be interpreted as summary statistics of the population of interest.

# **vd1\_2\_1: 1-2.**目前參與系務會議的(出席與列席)包括下列哪些人(複選)?**(1)**校方行政人員代表

Information	[Type= discrete] [Format=numeric] [Range= 0-9] [Missing=*]
Statistics [NW/ W]	[Valid=1073 /-] [Invalid=0 /-]

Value	Label	Cases	Percentage
0	沒有	774	72.1%
1	有	245	22.8%
9	遺漏值	54	5.0%


Warning: these figures indicate the number of cases found in the data file. They cannot be interpreted as summary statistics of the population of interest.

# **vd1\_2\_2: 1-2.**目前參與系務會議的(出席與列席)包括下列哪些人(複選)?**(2)**副教授以上

Information	[Type= discrete] [Format=numeric] [Range= 0-9] [Missing=*]
Statistics [NW/ W]	[Valid=1073 /-] [Invalid=0 /-]

Value	Label	Cases	Percentage
0	沒有	85	7.9%
1	有	934	87.0%
9	遺漏值	54	5.0%

Warning: these figures indicate the number of cases found in the data file. They cannot be interpreted as summary statistics of the population of interest.

# <b>vd1_2_3: 1-2.</b> 目前參與系務會議的(出席與列席)包括下列哪些人(複選)? <b>(3)</b> 講師			
<b>Information</b>		[Type= discrete] [Format=numeric] [Range= 0-9] [Missing=*]	
<b>Statistics [NW/ W]</b>		[Valid=1073 /-] [Invalid=0 /-]	
<b>Value</b>	<b>Label</b>	<b>Cases</b>	<b>Percentage</b>
0	沒有	151	 14.1%
1	有	868	 80.9%
9	遺漏值	54	 5.0%
<i>Warning: these figures indicate the number of cases found in the data file. They cannot be interpreted as summary statistics of the population of interest.</i>			
# <b>vd1_2_4: 1-2.</b> 目前參與系務會議的(出席與列席)包括下列哪些人(複選)? <b>(4)</b> 助教			
<b>Information</b>		[Type= discrete] [Format=numeric] [Range= 0-9] [Missing=*]	
<b>Statistics [NW/ W]</b>		[Valid=1073 /-] [Invalid=0 /-]	
<b>Value</b>	<b>Label</b>	<b>Cases</b>	<b>Percentage</b>
0	沒有	229	 21.3%
1	有	790	 73.6%
9	遺漏值	54	 5.0%
<i>Warning: these figures indicate the number of cases found in the data file. They cannot be interpreted as summary statistics of the population of interest.</i>			
# <b>vd1_2_5: 1-2.</b> 目前參與系務會議的(出席與列席)包括下列哪些人(複選)? <b>(5)</b> 學生代表			
<b>Information</b>		[Type= discrete] [Format=numeric] [Range= 0-9] [Missing=*]	
<b>Statistics [NW/ W]</b>		[Valid=1073 /-] [Invalid=0 /-]	
<b>Value</b>	<b>Label</b>	<b>Cases</b>	<b>Percentage</b>
0	沒有	573	 53.4%
1	有	446	 41.6%
9	遺漏值	54	 5.0%
<i>Warning: these figures indicate the number of cases found in the data file. They cannot be interpreted as summary statistics of the population of interest.</i>			
# <b>vd1_2_6: 1-2.</b> 目前參與系務會議的(出席與列席)包括下列哪些人(複選)? <b>(6)</b> 其他			
<b>Information</b>		[Type= discrete] [Format=numeric] [Range= 0-9] [Missing=*]	
<b>Statistics [NW/ W]</b>		[Valid=1073 /-] [Invalid=0 /-]	
<b>Value</b>	<b>Label</b>	<b>Cases</b>	<b>Percentage</b>
0	沒有	912	 85.0%
1	有	107	 10.0%
9	遺漏值	54	 5.0%
<i>Warning: these figures indicate the number of cases found in the data file. They cannot be interpreted as summary statistics of the population of interest.</i>			
# <b>vd1_3_1: 1-3.</b> 就你來看目前系務會議的主要功能是什麼(複選)? <b>(1)</b> 決定系務發展方向或策略			
<b>Information</b>		[Type= discrete] [Format=numeric] [Range= 0-9] [Missing=*]	
<b>Statistics [NW/ W]</b>		[Valid=1073 /-] [Invalid=0 /-]	
<b>Value</b>	<b>Label</b>	<b>Cases</b>	<b>Percentage</b>
0	沒有	187	 17.4%
1	有	828	 77.2%
9	遺漏值	58	 5.4%
<i>Warning: these figures indicate the number of cases found in the data file. They cannot be interpreted as summary statistics of the population of interest.</i>			
# <b>vd1_3_2: 1-3.</b> 就你來看目前系務會議的主要功能是什麼(複選)? <b>(2)</b> 討論行政資源分配問題			
<b>Information</b>		[Type= discrete] [Format=numeric] [Range= 0-9] [Missing=*]	
<b>Statistics [NW/ W]</b>		[Valid=1073 /-] [Invalid=0 /-]	

# **vd1\_3\_2: 1-3.**就你來看目前系務會議的主要功能是什麼(複選)?**(2)**討論行政資源分配問題

Value	Label	Cases	Percentage
0	沒有	464	<div></div> 43.2%
1	有	551	<div></div> 51.4%
9	遺漏值	58	<div></div> 5.4%

*Warning: these figures indicate the number of cases found in the data file. They cannot be interpreted as summary statistics of the population of interest.*

# vd1_3_3: 1-3.就你來看目前系務會議的主要功能是什麼(複選)?(3)解決系務衝突			
Information	[Type= discrete] [Format=numeric] [Range= 0-9] [Missing=*]		
Statistics [NW/ W]	[Valid=1073 /-] [Invalid=0 /-]		
Value	Label	Cases	Percentage
0	沒有	599	<div><div></div></div> 55.8%
1	有	416	<div><div></div></div> 38.8%
9	遺漏值	58	<div><div></div></div> 5.4%
Warning: these figures indicate the number of cases found in the data file. They cannot be interpreted as summary statistics of the population of interest.			
# vd1_3_4: 1-3.就你來看目前系務會議的主要功能是什麼(複選)?(4)決定新聘與升等事務			
Information	[Type= discrete] [Format=numeric] [Range= 0-9] [Missing=*]		
Statistics [NW/ W]	[Valid=1073 /-] [Invalid=0 /-]		
Value	Label	Cases	Percentage
0	沒有	540	<div><div></div></div> 50.3%
1	有	475	<div><div></div></div> 44.3%
9	遺漏值	58	<div><div></div></div> 5.4%
Warning: these figures indicate the number of cases found in the data file. They cannot be interpreted as summary statistics of the population of interest.			
# vd1_3_5: 1-3.就你來看目前系務會議的主要功能是什麼(複選)?(5)增進系內同仁情誼			
Information	[Type= discrete] [Format=numeric] [Range= 0-9] [Missing=*]		
Statistics [NW/ W]	[Valid=1073 /-] [Invalid=0 /-]		
Value	Label	Cases	Percentage
0	沒有	612	<div><div></div></div> 57.0%
1	有	403	<div><div></div></div> 37.6%
9	遺漏值	58	<div><div></div></div> 5.4%
Warning: these figures indicate the number of cases found in the data file. They cannot be interpreted as summary statistics of the population of interest.			
# vd1_3_6: 1-3.就你來看目前系務會議的主要功能是什麼(複選)?(6)沒有實質功能			
Information	[Type= discrete] [Format=numeric] [Range= 0-9] [Missing=*]		
Statistics [NW/ W]	[Valid=1073 /-] [Invalid=0 /-]		
Value	Label	Cases	Percentage
0	沒有	942	<div><div></div></div> 87.8%
1	有	73	<div><div></div></div> 6.8%
9	遺漏值	58	<div><div></div></div> 5.4%
Warning: these figures indicate the number of cases found in the data file. They cannot be interpreted as summary statistics of the population of interest.			
# vd1_3_7: 1-3.就你來看目前系務會議的主要功能是什麼(複選)?(7)其他			
Information	[Type= discrete] [Format=numeric] [Range= 0-9] [Missing=*]		
Statistics [NW/ W]	[Valid=1073 /-] [Invalid=0 /-]		
Value	Label	Cases	Percentage
0	沒有	968	<div><div></div></div> 90.2%
1	有	47	<div><div></div></div> 4.4%
9	遺漏值	58	<div><div></div></div> 5.4%
Warning: these figures indicate the number of cases found in the data file. They cannot be interpreted as summary statistics of the population of interest.			
# vd2_1: 2.目前貴系是否有設置下列各種不同的委員會(複選)?(1)學術發展方面			
Information	[Type= discrete] [Format=numeric] [Range= 0-9] [Missing=*]		
Statistics [NW/ W]	[Valid=1073 /-] [Invalid=0 /-]		

# vd2_1: 2.目前貴系是否有設置下列各種不同的委員會(複選)?(1)學術發展方面			
Value	Label	Cases	Percentage
0	沒有	427	<div></div> 39.8%
1	有	510	<div></div> 47.5%
9	遺漏值	136	<div></div> 12.7%
Warning: these figures indicate the number of cases found in the data file. They cannot be interpreted as summary statistics of the population of interest.			
# vd2_2: 2.(1)目前貴系有設置學術發展方面的委員會，產生方式為何?			
Information	[Type= discrete] [Format=numeric] [Range= 0-9] [Missing=*]		
Statistics [NW/ W]	[Valid=1073 /-] [Invalid=0 /-]		
Value	Label	Cases	Percentage
0	遺漏值	426	<div></div> 39.7%
1	推選	269	<div></div> 25.1%
2	分派或指定	190	<div></div> 17.7%
9	遺漏值	188	<div></div> 17.5%
Warning: these figures indicate the number of cases found in the data file. They cannot be interpreted as summary statistics of the population of interest.			
# vd2_3: 2.目前貴系是否有設置下列各種不同的委員會(複選)?(2)聘任方面			
Information	[Type= discrete] [Format=numeric] [Range= 0-9] [Missing=*]		
Statistics [NW/ W]	[Valid=1073 /-] [Invalid=0 /-]		
Value	Label	Cases	Percentage
0	沒有	261	<div></div> 24.3%
1	有	676	<div></div> 63.0%
9	遺漏值	136	<div></div> 12.7%
Warning: these figures indicate the number of cases found in the data file. They cannot be interpreted as summary statistics of the population of interest.			
# vd2_4: 2.(2)目前貴系有設置聘任方面的委員會，產生方式為何?			
Information	[Type= discrete] [Format=numeric] [Range= 0-9] [Missing=*]		
Statistics [NW/ W]	[Valid=1073 /-] [Invalid=0 /-]		
Value	Label	Cases	Percentage
0	遺漏值	260	<div></div> 24.2%
1	推選	341	<div></div> 31.8%
2	分派或指定	243	<div></div> 22.6%
9	遺漏值	229	<div></div> 21.3%
Warning: these figures indicate the number of cases found in the data file. They cannot be interpreted as summary statistics of the population of interest.			
# vd2_5: 2.目前貴系是否有設置下列各種不同的委員會(複選)?(3)升等方面			
Information	[Type= discrete] [Format=numeric] [Range= 0-9] [Missing=*]		
Statistics [NW/ W]	[Valid=1073 /-] [Invalid=0 /-]		
Value	Label	Cases	Percentage
0	沒有	305	<div></div> 28.4%
1	有	632	<div></div> 58.9%
9	遺漏值	136	<div></div> 12.7%
Warning: these figures indicate the number of cases found in the data file. They cannot be interpreted as summary statistics of the population of interest.			
# vd2_6: 2.(3)目前貴系有設置升等方面的委員會，產生方式為何?			
Information	[Type= discrete] [Format=numeric] [Range= 0-9] [Missing=*]		
Statistics [NW/ W]	[Valid=1073 /-] [Invalid=0 /-]		

# **vd2\_6: 2.(3)**目前貴系有設置升等方面的委員會，產生方式為何？

Value	Label	Cases	Percentage
0	遺漏值	305	<div></div> 28.4%
1	推選	318	<div></div> 29.6%
2	分派或指定	226	<div></div> 21.1%
9	遺漏值	224	<div></div> 20.9%

*Warning: these figures indicate the number of cases found in the data file. They cannot be interpreted as summary statistics of the population of interest.*

# **vd2\_7: 2.**目前貴系是否有設置下列各種不同的委員會(複選)?**(4)**研討會方面

<b>Information</b>	[Type= discrete] [Format=numeric] [Range= 0-9] [Missing=*]
<b>Statistics [NW/ W]</b>	[Valid=1073 /-] [Invalid=0 /-]

Value	Label	Cases	Percentage
0	沒有	554	<div></div> 51.6%
1	有	383	<div></div> 35.7%
9	遺漏值	136	<div></div> 12.7%

*Warning: these figures indicate the number of cases found in the data file. They cannot be interpreted as summary statistics of the population of interest.*

# **vd2\_8: 2.(4)**目前貴系有設置研討會方面的委員會，產生方式為何？

<b>Information</b>	[Type= discrete] [Format=numeric] [Range= 0-9] [Missing=*]
<b>Statistics [NW/ W]</b>	[Valid=1073 /-] [Invalid=0 /-]

Value	Label	Cases	Percentage
0	遺漏值	553	<div></div> 51.5%
1	推選	197	<div></div> 18.4%
2	分派或指定	144	<div></div> 13.4%
9	遺漏值	179	<div></div> 16.7%

*Warning: these figures indicate the number of cases found in the data file. They cannot be interpreted as summary statistics of the population of interest.*

# **vd2\_9: 2.**目前貴系是否有設置下列各種不同的委員會(複選)?**(5)**教學方面

<b>Information</b>	[Type= discrete] [Format=numeric] [Range= 0-9] [Missing=*]
<b>Statistics [NW/ W]</b>	[Valid=1073 /-] [Invalid=0 /-]

Value	Label	Cases	Percentage
0	沒有	397	<div></div> 37.0%
1	有	540	<div></div> 50.3%
9	遺漏值	136	<div></div> 12.7%

*Warning: these figures indicate the number of cases found in the data file. They cannot be interpreted as summary statistics of the population of interest.*

# **vd2\_10: 2.(5)**目前貴系有設置教學方面的委員會，產生方式為何？

<b>Information</b>	[Type= discrete] [Format=numeric] [Range= 0-9] [Missing=*]
<b>Statistics [NW/ W]</b>	[Valid=1073 /-] [Invalid=0 /-]

Value	Label	Cases	Percentage
0	遺漏值	397	<div></div> 37.0%
1	推選	271	<div></div> 25.3%
2	分派或指定	197	<div></div> 18.4%
9	遺漏值	208	<div></div> 19.4%

*Warning: these figures indicate the number of cases found in the data file. They cannot be interpreted as summary statistics of the population of interest.*

# **vd2\_11: 2.**目前貴系是否有設置下列各種不同的委員會(複選)?**(6)**電腦方面

<b>Information</b>	[Type= discrete] [Format=numeric] [Range= 0-9] [Missing=*]
<b>Statistics [NW/ W]</b>	[Valid=1073 /-] [Invalid=0 /-]























# vd2_11: 2.目前貴系是否有設置下列各種不同的委員會(複選)?(6)電腦方面			
Value	Label	Cases	Percentage
0	沒有	656	<div><div></div></div> 61.1%
1	有	281	<div><div></div></div> 26.2%
9	遺漏值	136	<div><div></div></div> 12.7%
Warning: these figures indicate the number of cases found in the data file. They cannot be interpreted as summary statistics of the population of interest.			
# vd2_12: 2.(6)目前貴系有設置電腦方面的委員會，產生方式為何？			
Information	[Type= discrete] [Format=numeric] [Range= 0-9] [Missing=*]		
Statistics [NW/ W]	[Valid=1073 /-] [Invalid=0 /-]		
Value	Label	Cases	Percentage
0	遺漏值	655	<div><div></div></div> 61.0%
1	推選	126	<div><div></div></div> 11.7%
2	分派或指定	123	<div><div></div></div> 11.5%
9	遺漏值	169	<div><div></div></div> 15.8%
Warning: these figures indicate the number of cases found in the data file. They cannot be interpreted as summary statistics of the population of interest.			
# vd2_13: 2.目前貴系是否有設置下列各種不同的委員會(複選)?(7)設備分配方面			
Information	[Type= discrete] [Format=numeric] [Range= 0-9] [Missing=*]		
Statistics [NW/ W]	[Valid=1073 /-] [Invalid=0 /-]		
Value	Label	Cases	Percentage
0	沒有	618	<div><div></div></div> 57.6%
1	有	319	<div><div></div></div> 29.7%
9	遺漏值	136	<div><div></div></div> 12.7%
Warning: these figures indicate the number of cases found in the data file. They cannot be interpreted as summary statistics of the population of interest.			
# vd2_14: 2.(7)目前貴系有設置設備分配方面的委員會，產生方式為何？			
Information	[Type= discrete] [Format=numeric] [Range= 0-9] [Missing=*]		
Statistics [NW/ W]	[Valid=1073 /-] [Invalid=0 /-]		
Value	Label	Cases	Percentage
0	遺漏值	618	<div><div></div></div> 57.6%
1	推選	134	<div><div></div></div> 12.5%
2	分派或指定	140	<div><div></div></div> 13.0%
9	遺漏值	181	<div><div></div></div> 16.9%
Warning: these figures indicate the number of cases found in the data file. They cannot be interpreted as summary statistics of the population of interest.			
# vd2_15: 2.目前貴系是否有設置下列各種不同的委員會(複選)?(8)其他			
Information	[Type= discrete] [Format=numeric] [Range= 0-9] [Missing=*]		
Statistics [NW/ W]	[Valid=1073 /-] [Invalid=0 /-]		
Value	Label	Cases	Percentage
0	沒有	843	<div><div></div></div> 78.6%
1	有	94	<div><div></div></div> 8.8%
9	遺漏值	136	<div><div></div></div> 12.7%
Warning: these figures indicate the number of cases found in the data file. They cannot be interpreted as summary statistics of the population of interest.			
# vd2_16: 2.(8)目前貴系有設置其他的委員會，產生方式為何？			
Information	[Type= discrete] [Format=numeric] [Range= 0-9] [Missing=*]		
Statistics [NW/ W]	[Valid=1073 /-] [Invalid=0 /-]		

# vd2_16: 2.(8)目前貴系有設置其他的委員會，產生方式為何？			
Value	Label	Cases	Percentage
0	遺漏值	843	<div><div></div></div> 78.6%
1	推選	23	<div><div></div></div> 2.1%
2	分派或指定	21	<div><div></div></div> 2.0%
9	遺漏值	186	<div><div></div></div> 17.3%
Warning: these figures indicate the number of cases found in the data file. They cannot be interpreted as summary statistics of the population of interest.			
# vd03: 3.目前學校新聘教授方面名額的決定主要是			
Information	[Type= discrete] [Format=numeric] [Range= 0-5] [Missing=*]		
Statistics [NW/ W]	[Valid=1073 /-] [Invalid=0 /-]		
Value	Label	Cases	Percentage
0	遺漏值	74	<div><div></div></div> 6.9%
1	校方(院方)依照校(院)務會議決議，統籌規定	407	<div><div></div></div> 37.9%
2	系務會議決定，呈報校方	235	<div><div></div></div> 21.9%
3	系主任主動向校方爭取	143	<div><div></div></div> 13.3%
4	校長(院長)決定該年度可聘任名額	115	<div><div></div></div> 10.7%
5	其他	99	<div><div></div></div> 9.2%
Warning: these figures indicate the number of cases found in the data file. They cannot be interpreted as summary statistics of the population of interest.			
# vd04: 4.目前升等教授方面名額的決定主要是			
Information	[Type= discrete] [Format=numeric] [Range= 0-6] [Missing=*]		
Statistics [NW/ W]	[Valid=1073 /-] [Invalid=0 /-]		
Value	Label	Cases	Percentage
0	遺漏值	114	<div><div></div></div> 10.6%
1	校方(院方)依照校(院)務會議決議，統籌規定	376	<div><div></div></div> 35.0%
2	系務會議決定，呈報校方	158	<div><div></div></div> 14.7%
3	系主任主動向校方爭取	83	<div><div></div></div> 7.7%
4	校長(院長)決定該年度可聘任名額	57	<div><div></div></div> 5.3%
5	無名額限制	185	<div><div></div></div> 17.2%
6	其他	100	<div><div></div></div> 9.3%
Warning: these figures indicate the number of cases found in the data file. They cannot be interpreted as summary statistics of the population of interest.			
# vd05: 5.目前授課的課目(課名)方面，主要是如何決定的？			
Information	[Type= discrete] [Format=numeric] [Range= 0-4] [Missing=*]		
Statistics [NW/ W]	[Valid=1073 /-] [Invalid=0 /-]		
Value	Label	Cases	Percentage
0	遺漏值	58	<div><div></div></div> 5.4%
1	系裡統籌規定，再告知要教的課目	394	<div><div></div></div> 36.7%
2	個人向系裡申請，再由系協調辦理(續答5-1)	417	<div><div></div></div> 38.9%
3	個人向系裡表達欲開立之科目即可(續答5-1)	142	<div><div></div></div> 13.2%
4	其他	62	<div><div></div></div> 5.8%
Warning: these figures indicate the number of cases found in the data file. They cannot be interpreted as summary statistics of the population of interest.			
# vd5_1: 5-1.若想開一門新課主要的決定因素是什麼？			
Information	[Type= discrete] [Format=numeric] [Range= 0-9] [Missing=*]		
Statistics [NW/ W]	[Valid=1073 /-] [Invalid=0 /-]		



# vd5_1: 5-1.若想開一門新課主要的決定因素是什麼？			
Value	Label	Cases	Percentage
0	遺漏值	456	<div><div></div></div> 42.5%
1	系主任個人同意即可	170	<div><div></div></div> 15.8%
2	系務會議討論決定	320	<div><div></div></div> 29.8%
3	院(校)方同意為主	23	<div><div></div></div> 2.1%
4	其他	36	<div><div></div></div> 3.4%
9	遺漏值	68	<div><div></div></div> 6.3%
Warning: these figures indicate the number of cases found in the data file. They cannot be interpreted as summary statistics of the population of interest.			
# vd06: 6.目前如果有其他機構(單位)委託系裡作研究計畫時，通常如何安排執行的？			
Information	[Type= discrete] [Format=numeric] [Range= 0-6] [Missing=*]		
Statistics [NW/ W]	[Valid=1073 /-] [Invalid=0 /-]		
Value	Label	Cases	Percentage
0	遺漏值	70	<div><div></div></div> 6.5%
1	沒有被委託過	288	<div><div></div></div> 26.8%
2	由系主任自己執行為主	51	<div><div></div></div> 4.8%
3	由系主任以直接分配給教授執行	142	<div><div></div></div> 13.2%
4	系裡發通告，教授們自行決定參加	356	<div><div></div></div> 33.2%
5	不知道	118	<div><div></div></div> 11.0%
6	其他	48	<div><div></div></div> 4.5%
Warning: these figures indicate the number of cases found in the data file. They cannot be interpreted as summary statistics of the population of interest.			
# vd07: 7.目前一般而言系裡有沒有公開可以自行運用的經費？			
Information	[Type= discrete] [Format=numeric] [Range= 0-3] [Missing=*]		
Statistics [NW/ W]	[Valid=1073 /-] [Invalid=0 /-]		
Value	Label	Cases	Percentage
0	遺漏值	55	<div><div></div></div> 5.1%
1	沒有	592	<div><div></div></div> 55.2%
2	有	270	<div><div></div></div> 25.2%
3	不知道	156	<div><div></div></div> 14.5%
Warning: these figures indicate the number of cases found in the data file. They cannot be interpreted as summary statistics of the population of interest.			
# vd08: 8.目前如果學校有派遣教師進修的機會，有沒有公開通知？			
Information	[Type= discrete] [Format=numeric] [Range= 0-3] [Missing=*]		
Statistics [NW/ W]	[Valid=1073 /-] [Invalid=0 /-]		
Value	Label	Cases	Percentage
0	遺漏值	77	<div><div></div></div> 7.2%
1	有(續答8-1)	737	<div><div></div></div> 68.7%
2	沒有(續答8-1)	112	<div><div></div></div> 10.4%
3	沒有這種機會	147	<div><div></div></div> 13.7%
Warning: these figures indicate the number of cases found in the data file. They cannot be interpreted as summary statistics of the population of interest.			
# vd8_1: 8-1.目前如果學校有派遣教師進修的機會，通常是如何決定的？			
Information	[Type= discrete] [Format=numeric] [Range= 0-9] [Missing=*]		
Statistics [NW/ W]	[Valid=1073 /-] [Invalid=0 /-]		
Value	Label	Cases	Percentage
0	遺漏值	147	<div><div></div></div> 13.7%

# <b>vd8_1: 8-1.</b> 目前如果學校有派遣教師進修的機會，通常是如何決定的？			
Value	Label	Cases	Percentage
1	由校(院)長直接指派	61	<div><div></div></div> 5.7%
2	由校(院)級委員會決定	266	<div><div></div></div> 24.8%
3	由系主任直接指派或分配	75	<div><div></div></div> 7.0%
4	由系務會議或系級委員會討論決定	199	<div><div></div></div> 18.5%
5	其他	199	<div><div></div></div> 18.5%
9	遺漏值	126	<div><div></div></div> 11.7%
Warning: these figures indicate the number of cases found in the data file. They cannot be interpreted as summary statistics of the population of interest.			
# <b>vd09: 9.</b> 目前學校提供的設備，例如辦公室、個人電腦等，通常是如何分配的？			
Information	[Type= discrete] [Format=numeric] [Range= 0-6] [Missing=*]		
Statistics [NW/ W]	[Valid=1073 /-] [Invalid=0 /-]		
Value	Label	Cases	Percentage
0	遺漏值	67	<div><div></div></div> 6.2%
1	由院(校)長直接分配	86	<div><div></div></div> 8.0%
2	由系主任直接指派或分配	258	<div><div></div></div> 24.0%
3	由系務會議或系級委員會討論決定	291	<div><div></div></div> 27.1%
4	由個人直接提出申請即可	110	<div><div></div></div> 10.3%
5	按照一定的分配章程或慣例	205	<div><div></div></div> 19.1%
6	其他	56	<div><div></div></div> 5.2%
Warning: these figures indicate the number of cases found in the data file. They cannot be interpreted as summary statistics of the population of interest.			
# <b>vd10: 10.</b> 目前一般而言，系主任在學校的決策過程中，是否有重要的地位？			
Information	[Type= discrete] [Format=numeric] [Range= 0-5] [Missing=*]		
Statistics [NW/ W]	[Valid=1073 /-] [Invalid=0 /-]		
Value	Label	Cases	Percentage
0	遺漏值	51	<div><div></div></div> 4.8%
1	非常重要	129	<div><div></div></div> 12.0%
2	相當重要	422	<div><div></div></div> 39.3%
3	普通	369	<div><div></div></div> 34.4%
4	不太重要	86	<div><div></div></div> 8.0%
5	根本不重要	16	<div><div></div></div> 1.5%
Warning: these figures indicate the number of cases found in the data file. They cannot be interpreted as summary statistics of the population of interest.			
# <b>vd11: 11.</b> 目前就你來看，教師在學校重要行政決策方面，是否佔有重要地位？			
Information	[Type= discrete] [Format=numeric] [Range= 0-5] [Missing=*]		
Statistics [NW/ W]	[Valid=1073 /-] [Invalid=0 /-]		
Value	Label	Cases	Percentage
0	遺漏值	45	<div><div></div></div> 4.2%
1	非常重要	55	<div><div></div></div> 5.1%
2	相當重要	225	<div><div></div></div> 21.0%
3	普通	429	<div><div></div></div> 40.0%
4	不太重要	216	<div><div></div></div> 20.1%
5	根本不重要	103	<div><div></div></div> 9.6%
Warning: these figures indicate the number of cases found in the data file. They cannot be interpreted as summary statistics of the population of interest.			
# <b>vd12: 12.</b> 目前就你來看，教師在系裡的重要決策方面，是否佔有重要地位？			
Information	[Type= discrete] [Format=numeric] [Range= 0-5] [Missing=*]		

# <b>vd12: 12.</b> 目前就你來看，教師在系裡的重要決策方面，是否佔有重要地位？			
<b>Statistics [NW/ W]</b>		[Valid=1073 /-] [Invalid=0 /-]	
<b>Value</b>	<b>Label</b>	<b>Cases</b>	<b>Percentage</b>
0	遺漏值	43	 4.0%
1	非常重要	214	 19.9%
2	相當重要	466	 43.4%
3	普通	233	 21.7%
4	不太重要	84	 7.8%
5	根本不重要	33	 3.1%
<i>Warning: these figures indicate the number of cases found in the data file. They cannot be interpreted as summary statistics of the population of interest.</i>			
# <b>ve1_1: 1.</b> 剛到學校時，學校經費主要來源：學生學雜費			
<b>Information</b>		[Type= discrete] [Format=numeric] [Range= 0-99] [Missing=*]	
<b>Statistics [NW/ W]</b>		[Valid=1073 /-] [Invalid=0 /-]	
<b>Value</b>	<b>Label</b>	<b>Cases</b>	<b>Percentage</b>
0	遺漏值	53	 4.9%
1	最重要	830	 77.4%
2	第二重要	51	 4.8%
3	第三重要	26	 2.4%
4	第四重要	5	 0.5%
5	第五重要	2	 0.2%
6	第六重要	0	
7	第七重要	0	
8	第八重要	0	
9	第九重要	0	
99	遺漏值	106	 9.9%
<i>Warning: these figures indicate the number of cases found in the data file. They cannot be interpreted as summary statistics of the population of interest.</i>			
# <b>ve1_2: 1.</b> 剛到學校時，學校經費主要來源：學校基金的利息			
<b>Information</b>		[Type= discrete] [Format=numeric] [Range= 0-99] [Missing=*]	
<b>Statistics [NW/ W]</b>		[Valid=1073 /-] [Invalid=0 /-]	
<b>Value</b>	<b>Label</b>	<b>Cases</b>	<b>Percentage</b>
0	遺漏值	576	 53.7%
1	最重要	50	 4.7%
2	第二重要	119	 11.1%
3	第三重要	125	 11.6%
4	第四重要	51	 4.8%
5	第五重要	43	 4.0%
6	第六重要	1	 0.1%
7	第七重要	0	
8	第八重要	0	
9	第九重要	2	 0.2%
99	遺漏值	106	 9.9%
<i>Warning: these figures indicate the number of cases found in the data file. They cannot be interpreted as summary statistics of the population of interest.</i>			
# <b>ve1_3: 1.</b> 剛到學校時，學校經費主要來源：教育部補助			
<b>Information</b>		[Type= discrete] [Format=numeric] [Range= 0-99] [Missing=*]	
<b>Statistics [NW/ W]</b>		[Valid=1073 /-] [Invalid=0 /-]	

# **ve1\_3: 1.**剛到學校時，學校經費主要來源：教育部補助

Value	Label	Cases	Percentage
0	遺漏值	360	33.6%
1	最重要	60	5.6%
2	第二重要	336	31.3%
3	第三重要	121	11.3%
4	第四重要	66	6.2%
5	第五重要	24	2.2%
6	第六重要	0	
7	第七重要	0	
8	第八重要	0	
9	第九重要	0	
99	遺漏值	106	9.9%

Warning: these figures indicate the number of cases found in the data file. They cannot be interpreted as summary statistics of the population of interest.

# **ve1\_4: 1.**剛到學校時，學校經費主要來源：董事會捐款

Information	[Type= discrete] [Format=numeric] [Range= 0-99] [Missing=*]
Statistics [NW/ W]	[Valid=1073 /-] [Invalid=0 /-]

Value	Label	Cases	Percentage
0	遺漏值	632	58.9%
1	最重要	82	7.6%
2	第二重要	47	4.4%
3	第三重要	66	6.2%
4	第四重要	87	8.1%
5	第五重要	51	4.8%
6	第六重要	0	
7	第七重要	1	0.1%
8	第八重要	0	
9	第九重要	1	0.1%
99	遺漏值	106	9.9%

Warning: these figures indicate the number of cases found in the data file. They cannot be interpreted as summary statistics of the population of interest.

# **ve1\_5: 1.**剛到學校時，學校經費主要來源：校友捐款

Information	[Type= discrete] [Format=numeric] [Range= 0-99] [Missing=*]
Statistics [NW/ W]	[Valid=1073 /-] [Invalid=0 /-]

Value	Label	Cases	Percentage
0	遺漏值	656	61.1%
1	最重要	24	2.2%
2	第二重要	7	0.7%
3	第三重要	88	8.2%
4	第四重要	85	7.9%
5	第五重要	103	9.6%
6	第六重要	2	0.2%
7	第七重要	0	
8	第八重要	2	0.2%
9	第九重要	0	
99	遺漏值	106	9.9%

Warning: these figures indicate the number of cases found in the data file. They cannot be interpreted as summary statistics of the population of interest.

# <b>ve1_6: 1.</b> 剛到學校時，學校經費主要來源：學校經營的事業機構收入			
Information	[Type= discrete] [Format=numeric] [Range= 0-99] [Missing=*]		
Statistics [NW/ W]	[Valid=1073 /-] [Invalid=0 /-]		
Value	Label	Cases	Percentage
0	遺漏值	829	<div></div> 77.3%
1	最重要	32	<div></div> 3.0%
2	第二重要	33	<div></div> 3.1%
3	第三重要	31	<div></div> 2.9%
4	第四重要	20	<div></div> 1.9%
5	第五重要	15	<div></div> 1.4%
6	第六重要	3	<div></div> 0.3%
7	第七重要	2	<div></div> 0.2%
8	第八重要	1	<div></div> 0.1%
9	第九重要	1	<div></div> 0.1%
99	遺漏值	106	<div></div> 9.9%
Warning: these figures indicate the number of cases found in the data file. They cannot be interpreted as summary statistics of the population of interest.			
# <b>ve1_7: 1.</b> 剛到學校時，學校經費主要來源：推廣教育收入			
Information	[Type= discrete] [Format=numeric] [Range= 0-99] [Missing=*]		
Statistics [NW/ W]	[Valid=1073 /-] [Invalid=0 /-]		
Value	Label	Cases	Percentage
0	遺漏值	761	<div></div> 70.9%
1	最重要	16	<div></div> 1.5%
2	第二重要	21	<div></div> 2.0%
3	第三重要	66	<div></div> 6.2%
4	第四重要	61	<div></div> 5.7%
5	第五重要	38	<div></div> 3.5%
6	第六重要	1	<div></div> 0.1%
7	第七重要	2	<div></div> 0.2%
8	第八重要	1	<div></div> 0.1%
9	第九重要	0	
99	遺漏值	106	<div></div> 9.9%
Warning: these figures indicate the number of cases found in the data file. They cannot be interpreted as summary statistics of the population of interest.			
# <b>ve1_8: 1.</b> 剛到學校時，學校經費主要來源：校外合作項目收入			
Information	[Type= discrete] [Format=numeric] [Range= 0-99] [Missing=*]		
Statistics [NW/ W]	[Valid=1073 /-] [Invalid=0 /-]		
Value	Label	Cases	Percentage
0	遺漏值	835	<div></div> 77.8%
1	最重要	11	<div></div> 1.0%
2	第二重要	5	<div></div> 0.5%
3	第三重要	28	<div></div> 2.6%
4	第四重要	38	<div></div> 3.5%
5	第五重要	43	<div></div> 4.0%
6	第六重要	4	<div></div> 0.4%
7	第七重要	2	<div></div> 0.2%
8	第八重要	1	<div></div> 0.1%

# ve1_8: 1.剛到學校時，學校經費主要來源：校外合作項目收入			
Value	Label	Cases	Percentage
9	第九重要	0	
99	遺漏值	106	<div><div></div></div> 9.9%
Warning: these figures indicate the number of cases found in the data file. They cannot be interpreted as summary statistics of the population of interest.			
# ve1_9: 1.剛到學校時，學校經費主要來源：教會補助			
Information	[Type= discrete] [Format=numeric] [Range= 0-99] [Missing=*]		
Statistics [NW/ W]	[Valid=1073 /-] [Invalid=0 /-]		
Value	Label	Cases	Percentage
0	遺漏值	899	<div><div></div></div> 83.8%
1	最重要	20	<div><div></div></div> 1.9%
2	第二重要	25	<div><div></div></div> 2.3%
3	第三重要	7	<div><div></div></div> 0.7%
4	第四重要	7	<div><div></div></div> 0.7%
5	第五重要	6	<div><div></div></div> 0.6%
6	第六重要	1	<div><div></div></div> 0.1%
7	第七重要	0	
8	第八重要	2	<div><div></div></div> 0.2%
9	第九重要	0	
99	遺漏值	106	<div><div></div></div> 9.9%
Warning: these figures indicate the number of cases found in the data file. They cannot be interpreted as summary statistics of the population of interest.			
# ve1_10: 1.剛到學校時，學校經費主要來源：其他			
Information	[Type= discrete] [Format=numeric] [Range= 0-99] [Missing=*]		
Statistics [NW/ W]	[Valid=1073 /-] [Invalid=0 /-]		
Value	Label	Cases	Percentage
0	遺漏值	931	<div><div></div></div> 86.8%
1	最重要	30	<div><div></div></div> 2.8%
2	第二重要	3	<div><div></div></div> 0.3%
3	第三重要	2	<div><div></div></div> 0.2%
4	第四重要	0	
5	第五重要	1	<div><div></div></div> 0.1%
6	第六重要	0	
7	第七重要	0	
8	第八重要	0	
9	第九重要	0	
99	遺漏值	106	<div><div></div></div> 9.9%
Warning: these figures indicate the number of cases found in the data file. They cannot be interpreted as summary statistics of the population of interest.			
# ve2_1: 2.剛到學校時，學校主要建築物的經費來源：學生學雜費			
Information	[Type= discrete] [Format=numeric] [Range= 0-9] [Missing=*]		
Statistics [NW/ W]	[Valid=1073 /-] [Invalid=0 /-]		
Value	Label	Cases	Percentage
0	遺漏值	286	<div><div></div></div> 26.7%
1	最重要	457	<div><div></div></div> 42.6%
2	第二重要	52	<div><div></div></div> 4.8%
3	第三重要	33	<div><div></div></div> 3.1%

# ve2_1: 2.剛到學校時，學校主要建築物的經費來源：學生學雜費			
Value	Label	Cases	Percentage
4	第四重要	18	<div><div></div></div> 1.7%
5	第五重要	6	<div><div></div></div> 0.6%
6	第六重要	7	<div><div></div></div> 0.7%
7	第七重要	0	
9	遺漏值	214	<div><div></div></div> 19.9%
Warning: these figures indicate the number of cases found in the data file. They cannot be interpreted as summary statistics of the population of interest.			
# ve2_2: 2.剛到學校時，學校主要建築物的經費來源：學校基金的利息			
Information	[Type= discrete] [Format=numeric] [Range= 0-9] [Missing=*]		
Statistics [NW/ W]	[Valid=1073 /-] [Invalid=0 /-]		
Value	Label	Cases	Percentage
0	遺漏值	603	<div><div></div></div> 56.2%
1	最重要	47	<div><div></div></div> 4.4%
2	第二重要	87	<div><div></div></div> 8.1%
3	第三重要	44	<div><div></div></div> 4.1%
4	第四重要	35	<div><div></div></div> 3.3%
5	第五重要	32	<div><div></div></div> 3.0%
6	第六重要	11	<div><div></div></div> 1.0%
7	第七重要	0	
9	遺漏值	214	<div><div></div></div> 19.9%
Warning: these figures indicate the number of cases found in the data file. They cannot be interpreted as summary statistics of the population of interest.			
# ve2_3: 2.剛到學校時，學校主要建築物的經費來源：教育部補助			
Information	[Type= discrete] [Format=numeric] [Range= 0-9] [Missing=*]		
Statistics [NW/ W]	[Valid=1073 /-] [Invalid=0 /-]		
Value	Label	Cases	Percentage
0	遺漏值	438	<div><div></div></div> 40.8%
1	最重要	100	<div><div></div></div> 9.3%
2	第二重要	178	<div><div></div></div> 16.6%
3	第三重要	84	<div><div></div></div> 7.8%
4	第四重要	31	<div><div></div></div> 2.9%
5	第五重要	20	<div><div></div></div> 1.9%
6	第六重要	7	<div><div></div></div> 0.7%
7	第七重要	1	<div><div></div></div> 0.1%
9	遺漏值	214	<div><div></div></div> 19.9%
Warning: these figures indicate the number of cases found in the data file. They cannot be interpreted as summary statistics of the population of interest.			
# ve2_4: 2.剛到學校時，學校主要建築物的經費來源：董事會捐款			
Information	[Type= discrete] [Format=numeric] [Range= 0-9] [Missing=*]		
Statistics [NW/ W]	[Valid=1073 /-] [Invalid=0 /-]		
Value	Label	Cases	Percentage
0	遺漏值	532	<div><div></div></div> 49.6%
1	最重要	150	<div><div></div></div> 14.0%
2	第二重要	50	<div><div></div></div> 4.7%
3	第三重要	41	<div><div></div></div> 3.8%
4	第四重要	36	<div><div></div></div> 3.4%

# ve2_4: 2.剛到學校時，學校主要建築物的經費來源：董事會捐款			
Value	Label	Cases	Percentage
5	第五重要	30	<div><div></div></div> 2.8%
6	第六重要	20	<div><div></div></div> 1.9%
7	第七重要	0	
9	遺漏值	214	<div><div></div></div> 19.9%
Warning: these figures indicate the number of cases found in the data file. They cannot be interpreted as summary statistics of the population of interest.			
# ve2_5: 2.剛到學校時，學校主要建築物的經費來源：校友捐款			
Information	[Type= discrete] [Format=numeric] [Range= 0-9] [Missing=*]		
Statistics [NW/ W]	[Valid=1073 /-] [Invalid=0 /-]		
Value	Label	Cases	Percentage
0	遺漏值	566	<div><div></div></div> 52.7%
1	最重要	66	<div><div></div></div> 6.2%
2	第二重要	59	<div><div></div></div> 5.5%
3	第三重要	83	<div><div></div></div> 7.7%
4	第四重要	46	<div><div></div></div> 4.3%
5	第五重要	33	<div><div></div></div> 3.1%
6	第六重要	5	<div><div></div></div> 0.5%
7	第七重要	1	<div><div></div></div> 0.1%
9	遺漏值	214	<div><div></div></div> 19.9%
Warning: these figures indicate the number of cases found in the data file. They cannot be interpreted as summary statistics of the population of interest.			
# ve2_6: 2.剛到學校時，學校主要建築物的經費來源：向社會各界募款			
Information	[Type= discrete] [Format=numeric] [Range= 0-9] [Missing=*]		
Statistics [NW/ W]	[Valid=1073 /-] [Invalid=0 /-]		
Value	Label	Cases	Percentage
0	遺漏值	627	<div><div></div></div> 58.4%
1	最重要	52	<div><div></div></div> 4.8%
2	第二重要	42	<div><div></div></div> 3.9%
3	第三重要	46	<div><div></div></div> 4.3%
4	第四重要	44	<div><div></div></div> 4.1%
5	第五重要	25	<div><div></div></div> 2.3%
6	第六重要	23	<div><div></div></div> 2.1%
7	第七重要	0	
9	遺漏值	214	<div><div></div></div> 19.9%
Warning: these figures indicate the number of cases found in the data file. They cannot be interpreted as summary statistics of the population of interest.			
# ve2_7: 2.剛到學校時，學校主要建築物的經費來源：其他			
Information	[Type= discrete] [Format=numeric] [Range= 0-9] [Missing=*]		
Statistics [NW/ W]	[Valid=1073 /-] [Invalid=0 /-]		
Value	Label	Cases	Percentage
0	遺漏值	734	<div><div></div></div> 68.4%
1	最重要	107	<div><div></div></div> 10.0%
2	第二重要	10	<div><div></div></div> 0.9%
3	第三重要	4	<div><div></div></div> 0.4%
4	第四重要	1	<div><div></div></div> 0.1%
5	第五重要	2	<div><div></div></div> 0.2%



# **ve2\_7: 2.**剛到學校時，學校主要建築物的經費來源：其他

Value	Label	Cases	Percentage
6	第六重要	0	
7	第七重要	1	0.1%
9	遺漏值	214	19.9%

*Warning: these figures indicate the number of cases found in the data file. They cannot be interpreted as summary statistics of the population of interest.*

# ve03: 3.剛到學校時，系裡每年編列預算時，主要是以下列那種方式？			
Information	[Type= discrete] [Format=numeric] [Range= 0-6] [Missing=*]		
Statistics [NW/ W]	[Valid=1073 /-] [Invalid=0 /-]		
Value	Label	Cases	Percentage
0	遺漏值	125	<div></div> 11.6%
1	完全由系主任決定	278	<div></div> 25.9%
2	系主任徵詢部份教授意見後再決定	136	<div></div> 12.7%
3	由系的預算委員會決定	44	<div></div> 4.1%
4	由系務會議討論決定	136	<div></div> 12.7%
5	系裡無權決定	255	<div></div> 23.8%
6	其他	99	<div></div> 9.2%
Warning: these figures indicate the number of cases found in the data file. They cannot be interpreted as summary statistics of the population of interest.			
# ve04: 4.剛到學校時，您對學校經費的來源和支出是否清楚？			
Information	[Type= discrete] [Format=numeric] [Range= 0-5] [Missing=*]		
Statistics [NW/ W]	[Valid=1073 /-] [Invalid=0 /-]		
Value	Label	Cases	Percentage
0	遺漏值	41	<div></div> 3.8%
1	非常清楚	21	<div></div> 2.0%
2	相當清楚	77	<div></div> 7.2%
3	不太清楚	491	<div></div> 45.8%
4	根本不清楚	439	<div></div> 40.9%
5	其他	4	<div></div> 0.4%
Warning: these figures indicate the number of cases found in the data file. They cannot be interpreted as summary statistics of the population of interest.			
# card4: 卡號四			
Information	[Type= discrete] [Format=numeric] [Range= 4-4] [Missing=*]		
Statistics [NW/ W]	[Valid=1073 /-] [Invalid=0 /-] [Mean=4 /-] [StdDev=0 /-]		
Value	Label	Cases	Percentage
4		1073	<div></div> 100.0%
Warning: these figures indicate the number of cases found in the data file. They cannot be interpreted as summary statistics of the population of interest.			
# school4: 您目前服務的學校是？			
Information	[Type= discrete] [Format=numeric] [Range= 1-11] [Missing=*]		
Statistics [NW/ W]	[Valid=1073 /-] [Invalid=0 /-]		
Value	Label	Cases	Percentage
1	輔仁大學	144	<div></div> 13.4%
2	淡江大學	149	<div></div> 13.9%
3	世界新聞傳播學院	48	<div></div> 4.5%
4	台北醫學院	57	<div></div> 5.3%
5	實踐設計管理學院	25	<div></div> 2.3%
6	元智工學院	35	<div></div> 3.3%
7	長庚醫學院暨工學院	47	<div></div> 4.4%
8	中原大學	104	<div></div> 9.7%
9	逢甲大學	201	<div></div> 18.7%
10	東海大學	148	<div></div> 13.8%
11	高雄醫學院	115	<div></div> 10.7%
Warning: these figures indicate the number of cases found in the data file. They cannot be interpreted as summary statistics of the population of interest.			

# ve5_1: 5.剛到學校時，您認為學校在財務決策方面，是否有下列人士參與(複選)?(1)董事長			
Information	[Type= discrete] [Format=numeric] [Range= 0-9] [Missing=*]		
Statistics [NW/ W]	[Valid=1073 /-] [Invalid=0 /-]		
Value	Label	Cases	Percentage
0	沒有	197	<div><div></div></div> 18.4%
1	有	697	<div><div></div></div> 65.0%
9	遺漏值	179	<div><div></div></div> 16.7%
Warning: these figures indicate the number of cases found in the data file. They cannot be interpreted as summary statistics of the population of interest.			
# ve5_2: 5.剛到學校時，您認為學校在財務決策方面，是否有下列人士參與(複選)?(2)董事會之董事			
Information	[Type= discrete] [Format=numeric] [Range= 0-9] [Missing=*]		
Statistics [NW/ W]	[Valid=1073 /-] [Invalid=0 /-]		
Value	Label	Cases	Percentage
0	沒有	222	<div><div></div></div> 20.7%
1	有	672	<div><div></div></div> 62.6%
9	遺漏值	179	<div><div></div></div> 16.7%
Warning: these figures indicate the number of cases found in the data file. They cannot be interpreted as summary statistics of the population of interest.			
# ve5_3: 5.剛到學校時，您認為學校在財務決策方面，是否有下列人士參與(複選)?(3)校長(院長)			
Information	[Type= discrete] [Format=numeric] [Range= 0-9] [Missing=*]		
Statistics [NW/ W]	[Valid=1073 /-] [Invalid=0 /-]		
Value	Label	Cases	Percentage
0	沒有	83	<div><div></div></div> 7.7%
1	有	811	<div><div></div></div> 75.6%
9	遺漏值	179	<div><div></div></div> 16.7%
Warning: these figures indicate the number of cases found in the data file. They cannot be interpreted as summary statistics of the population of interest.			
# ve5_4: 5.剛到學校時，您認為學校在財務決策方面，是否有下列人士參與(複選)?(4)教務、總務、訓導長			
Information	[Type= discrete] [Format=numeric] [Range= 0-9] [Missing=*]		
Statistics [NW/ W]	[Valid=1073 /-] [Invalid=0 /-]		
Value	Label	Cases	Percentage
0	沒有	288	<div><div></div></div> 26.8%
1	有	606	<div><div></div></div> 56.5%
9	遺漏值	179	<div><div></div></div> 16.7%
Warning: these figures indicate the number of cases found in the data file. They cannot be interpreted as summary statistics of the population of interest.			
# ve5_5: 5.剛到學校時，您認為學校在財務決策方面，是否有下列人士參與(複選)?(5)系主任			
Information	[Type= discrete] [Format=numeric] [Range= 0-9] [Missing=*]		
Statistics [NW/ W]	[Valid=1073 /-] [Invalid=0 /-]		
Value	Label	Cases	Percentage
0	沒有	652	<div><div></div></div> 60.8%
1	有	242	<div><div></div></div> 22.6%
9	遺漏值	179	<div><div></div></div> 16.7%
Warning: these figures indicate the number of cases found in the data file. They cannot be interpreted as summary statistics of the population of interest.			
# ve5_6: 5.剛到學校時，您認為學校在財務決策方面，是否有下列人士參與(複選)?(6)校友			
Information	[Type= discrete] [Format=numeric] [Range= 0-9] [Missing=*]		
Statistics [NW/ W]	[Valid=1073 /-] [Invalid=0 /-]		

# ve5_6: 5.剛到學校時，您認為學校在財務決策方面，是否有下列人士參與(複選)?(6)校友			
Value	Label	Cases	Percentage
0	沒有	863	<div><div></div></div> 80.4%
1	有	31	<div><div></div></div> 2.9%
9	遺漏值	179	<div><div></div></div> 16.7%
Warning: these figures indicate the number of cases found in the data file. They cannot be interpreted as summary statistics of the population of interest.			
# ve5_7: 5.剛到學校時，您認為學校在財務決策方面，是否有下列人士參與(複選)?(7)學生			
Information	[Type= discrete] [Format=numeric] [Range= 0-9] [Missing=*]		
Statistics [NW/ W]	[Valid=1073 /-] [Invalid=0 /-]		
Value	Label	Cases	Percentage
0	沒有	889	<div><div></div></div> 82.9%
1	有	5	<div><div></div></div> 0.5%
9	遺漏值	179	<div><div></div></div> 16.7%
Warning: these figures indicate the number of cases found in the data file. They cannot be interpreted as summary statistics of the population of interest.			
# ve5_8: 5.剛到學校時，您認為學校在財務決策方面，是否有下列人士參與(複選)?(8)其他			
Information	[Type= discrete] [Format=numeric] [Range= 0-9] [Missing=*]		
Statistics [NW/ W]	[Valid=1073 /-] [Invalid=0 /-]		
Value	Label	Cases	Percentage
0	沒有	849	<div><div></div></div> 79.1%
1	有	45	<div><div></div></div> 4.2%
9	遺漏值	179	<div><div></div></div> 16.7%
Warning: these figures indicate the number of cases found in the data file. They cannot be interpreted as summary statistics of the population of interest.			
# vf1_1: 1.目前學校經費主要來源：學生學雜費			
Information	[Type= discrete] [Format=numeric] [Range= 0-99] [Missing=*]		
Statistics [NW/ W]	[Valid=1073 /-] [Invalid=0 /-]		
Value	Label	Cases	Percentage
0	遺漏值	38	<div><div></div></div> 3.5%
1	最重要	811	<div><div></div></div> 75.6%
2	第二重要	54	<div><div></div></div> 5.0%
3	第三重要	20	<div><div></div></div> 1.9%
4	第四重要	8	<div><div></div></div> 0.7%
5	第五重要	3	<div><div></div></div> 0.3%
6	第六重要	0	
7	第七重要	1	<div><div></div></div> 0.1%
8	第八重要	0	
9	第九重要	0	
99	遺漏值	138	<div><div></div></div> 12.9%
Warning: these figures indicate the number of cases found in the data file. They cannot be interpreted as summary statistics of the population of interest.			
# vf1_2: 1.目前學校經費主要來源：學校基金的利息			
Information	[Type= discrete] [Format=numeric] [Range= 0-99] [Missing=*]		
Statistics [NW/ W]	[Valid=1073 /-] [Invalid=0 /-]		
Value	Label	Cases	Percentage
0	遺漏值	564	<div><div></div></div> 52.6%
1	最重要	60	<div><div></div></div> 5.6%

# vf1\_2: 1.目前學校經費主要來源：學校基金的利息

Value	Label	Cases	Percentage
2	第二重要	100	9.3%
3	第三重要	79	7.4%
4	第四重要	43	4.0%
5	第五重要	46	4.3%
6	第六重要	18	1.7%
7	第七重要	16	1.5%
8	第八重要	5	0.5%
9	第九重要	4	0.4%
99	遺漏值	138	12.9%

Warning: these figures indicate the number of cases found in the data file. They cannot be interpreted as summary statistics of the population of interest.

# vf1\_3: 1.目前學校經費主要來源：教育部補助

Information	[Type= discrete] [Format=numeric] [Range= 0-99] [Missing=*]
Statistics [NW/ W]	[Valid=1073 /-] [Invalid=0 /-]

Value	Label	Cases	Percentage
0	遺漏值	130	12.1%
1	最重要	122	11.4%
2	第二重要	432	40.3%
3	第三重要	175	16.3%
4	第四重要	43	4.0%
5	第五重要	23	2.1%
6	第六重要	7	0.7%
7	第七重要	0	
8	第八重要	3	0.3%
9	第九重要	0	
99	遺漏值	138	12.9%

Warning: these figures indicate the number of cases found in the data file. They cannot be interpreted as summary statistics of the population of interest.

# vf1\_4: 1.目前學校經費主要來源：董事會捐款

Information	[Type= discrete] [Format=numeric] [Range= 0-99] [Missing=*]
Statistics [NW/ W]	[Valid=1073 /-] [Invalid=0 /-]

Value	Label	Cases	Percentage
0	遺漏值	634	59.1%
1	最重要	56	5.2%
2	第二重要	36	3.4%
3	第三重要	42	3.9%
4	第四重要	70	6.5%
5	第五重要	39	3.6%
6	第六重要	22	2.1%
7	第七重要	17	1.6%
8	第八重要	15	1.4%
9	第九重要	4	0.4%
99	遺漏值	138	12.9%

Warning: these figures indicate the number of cases found in the data file. They cannot be interpreted as summary statistics of the population of interest.

# vf1_5: 1.目前學校經費主要來源：校友捐款			
Information	[Type= discrete] [Format=numeric] [Range= 0-99] [Missing=*]		
Statistics [NW/ W]	[Valid=1073 /-] [Invalid=0 /-]		
Value	Label	Cases	Percentage
0	遺漏值	522	<div><div></div></div> 48.6%
1	最重要	48	<div><div></div></div> 4.5%
2	第二重要	17	<div><div></div></div> 1.6%
3	第三重要	93	<div><div></div></div> 8.7%
4	第四重要	102	<div><div></div></div> 9.5%
5	第五重要	101	<div><div></div></div> 9.4%
6	第六重要	25	<div><div></div></div> 2.3%
7	第七重要	17	<div><div></div></div> 1.6%
8	第八重要	7	<div><div></div></div> 0.7%
9	第九重要	3	<div><div></div></div> 0.3%
99	遺漏值	138	<div><div></div></div> 12.9%
Warning: these figures indicate the number of cases found in the data file. They cannot be interpreted as summary statistics of the population of interest.			
# vf1_6: 1.目前學校經費主要來源：學校經營的事業機構收入			
Information	[Type= discrete] [Format=numeric] [Range= 0-99] [Missing=*]		
Statistics [NW/ W]	[Valid=1073 /-] [Invalid=0 /-]		
Value	Label	Cases	Percentage
0	遺漏值	684	<div><div></div></div> 63.7%
1	最重要	55	<div><div></div></div> 5.1%
2	第二重要	38	<div><div></div></div> 3.5%
3	第三重要	50	<div><div></div></div> 4.7%
4	第四重要	36	<div><div></div></div> 3.4%
5	第五重要	23	<div><div></div></div> 2.1%
6	第六重要	26	<div><div></div></div> 2.4%
7	第七重要	6	<div><div></div></div> 0.6%
8	第八重要	15	<div><div></div></div> 1.4%
9	第九重要	2	<div><div></div></div> 0.2%
99	遺漏值	138	<div><div></div></div> 12.9%
Warning: these figures indicate the number of cases found in the data file. They cannot be interpreted as summary statistics of the population of interest.			
# vf1_7: 1.目前學校經費主要來源：推廣教育收入			
Information	[Type= discrete] [Format=numeric] [Range= 0-99] [Missing=*]		
Statistics [NW/ W]	[Valid=1073 /-] [Invalid=0 /-]		
Value	Label	Cases	Percentage
0	遺漏值	494	<div><div></div></div> 46.0%
1	最重要	45	<div><div></div></div> 4.2%
2	第二重要	30	<div><div></div></div> 2.8%
3	第三重要	122	<div><div></div></div> 11.4%
4	第四重要	126	<div><div></div></div> 11.7%
5	第五重要	63	<div><div></div></div> 5.9%
6	第六重要	32	<div><div></div></div> 3.0%
7	第七重要	21	<div><div></div></div> 2.0%
8	第八重要	2	<div><div></div></div> 0.2%

# vf1_7: 1.目前學校經費主要來源：推廣教育收入			
Value	Label	Cases	Percentage
9	第九重要	0	
99	遺漏值	138	<div><div></div></div> 12.9%
Warning: these figures indicate the number of cases found in the data file. They cannot be interpreted as summary statistics of the population of interest.			
# vf1_8: 1.目前學校經費主要來源：校外合作項目收入			
Information	[Type= discrete] [Format=numeric] [Range= 0-99] [Missing=*]		
Statistics [NW/ W]	[Valid=1073 /-] [Invalid=0 /-]		
Value	Label	Cases	Percentage
0	遺漏值	630	<div><div></div></div> 58.7%
1	最重要	27	<div><div></div></div> 2.5%
2	第二重要	7	<div><div></div></div> 0.7%
3	第三重要	59	<div><div></div></div> 5.5%
4	第四重要	80	<div><div></div></div> 7.5%
5	第五重要	56	<div><div></div></div> 5.2%
6	第六重要	34	<div><div></div></div> 3.2%
7	第七重要	24	<div><div></div></div> 2.2%
8	第八重要	16	<div><div></div></div> 1.5%
9	第九重要	2	<div><div></div></div> 0.2%
99	遺漏值	138	<div><div></div></div> 12.9%
Warning: these figures indicate the number of cases found in the data file. They cannot be interpreted as summary statistics of the population of interest.			
# vf1_9: 1.目前學校經費主要來源：教會補助			
Information	[Type= discrete] [Format=numeric] [Range= 0-99] [Missing=*]		
Statistics [NW/ W]	[Valid=1073 /-] [Invalid=0 /-]		
Value	Label	Cases	Percentage
0	遺漏值	843	<div><div></div></div> 78.6%
1	最重要	12	<div><div></div></div> 1.1%
2	第二重要	13	<div><div></div></div> 1.2%
3	第三重要	8	<div><div></div></div> 0.7%
4	第四重要	5	<div><div></div></div> 0.5%
5	第五重要	11	<div><div></div></div> 1.0%
6	第六重要	4	<div><div></div></div> 0.4%
7	第七重要	3	<div><div></div></div> 0.3%
8	第八重要	11	<div><div></div></div> 1.0%
9	第九重要	25	<div><div></div></div> 2.3%
99	遺漏值	138	<div><div></div></div> 12.9%
Warning: these figures indicate the number of cases found in the data file. They cannot be interpreted as summary statistics of the population of interest.			
# vf1_10: 1.目前學校經費主要來源：其他			
Information	[Type= discrete] [Format=numeric] [Range= 0-99] [Missing=*]		
Statistics [NW/ W]	[Valid=1073 /-] [Invalid=0 /-]		
Value	Label	Cases	Percentage
0	遺漏值	889	<div><div></div></div> 82.9%
1	最重要	30	<div><div></div></div> 2.8%
2	第二重要	6	<div><div></div></div> 0.6%
3	第三重要	5	<div><div></div></div> 0.5%

# vf1_10: 1.目前學校經費主要來源：其他			
Value	Label	Cases	Percentage
4	第四重要	0	
5	第五重要	1	0.1%
6	第六重要	2	0.2%
7	第七重要	1	0.1%
8	第八重要	0	
9	第九重要	1	0.1%
99	遺漏值	138	12.9%
Warning: these figures indicate the number of cases found in the data file. They cannot be interpreted as summary statistics of the population of interest.			
# vf2_1: 2.目前學校主要建築物的經費來源：學生學雜費			
Information	[Type= discrete] [Format=numeric] [Range= 0-9] [Missing=*]		
Statistics [NW/ W]	[Valid=1073 /-] [Invalid=0 /-]		
Value	Label	Cases	Percentage
0	遺漏值	268	25.0%
1	最重要	470	43.8%
2	第二重要	66	6.2%
3	第三重要	44	4.1%
4	第四重要	17	1.6%
5	第五重要	5	0.5%
6	第六重要	6	0.6%
7	第七重要	0	
9	遺漏值	197	18.4%
Warning: these figures indicate the number of cases found in the data file. They cannot be interpreted as summary statistics of the population of interest.			
# vf2_2: 2.目前學校主要建築物的經費來源：學校基金的利息			
Information	[Type= discrete] [Format=numeric] [Range= 0-9] [Missing=*]		
Statistics [NW/ W]	[Valid=1073 /-] [Invalid=0 /-]		
Value	Label	Cases	Percentage
0	遺漏值	583	54.3%
1	最重要	67	6.2%
2	第二重要	70	6.5%
3	第三重要	63	5.9%
4	第四重要	43	4.0%
5	第五重要	35	3.3%
6	第六重要	15	1.4%
7	第七重要	0	
9	遺漏值	197	18.4%
Warning: these figures indicate the number of cases found in the data file. They cannot be interpreted as summary statistics of the population of interest.			
# vf2_3: 2.目前學校主要建築物的經費來源：教育部補助			
Information	[Type= discrete] [Format=numeric] [Range= 0-9] [Missing=*]		
Statistics [NW/ W]	[Valid=1073 /-] [Invalid=0 /-]		
Value	Label	Cases	Percentage
0	遺漏值	267	24.9%
1	最重要	192	17.9%
2	第二重要	259	24.1%



# vf2_3: 2.目前學校主要建築物的經費來源：教育部補助			
Value	Label	Cases	Percentage
3	第三重要	105	<div><div></div></div> 9.8%
4	第四重要	30	<div><div></div></div> 2.8%
5	第五重要	17	<div><div></div></div> 1.6%
6	第六重要	5	<div><div></div></div> 0.5%
7	第七重要	1	<div><div></div></div> 0.1%
9	遺漏值	197	<div><div></div></div> 18.4%
Warning: these figures indicate the number of cases found in the data file. They cannot be interpreted as summary statistics of the population of interest.			
# vf2_4: 2.目前學校主要建築物的經費來源：董事會捐款			
Information	[Type= discrete] [Format=numeric] [Range= 0-9] [Missing=*]		
Statistics [NW/ W]	[Valid=1073 /-] [Invalid=0 /-]		
Value	Label	Cases	Percentage
0	遺漏值	582	<div><div></div></div> 54.2%
1	最重要	104	<div><div></div></div> 9.7%
2	第二重要	38	<div><div></div></div> 3.5%
3	第三重要	41	<div><div></div></div> 3.8%
4	第四重要	51	<div><div></div></div> 4.8%
5	第五重要	35	<div><div></div></div> 3.3%
6	第六重要	25	<div><div></div></div> 2.3%
7	第七重要	0	<div><div></div></div>
9	遺漏值	197	<div><div></div></div> 18.4%
Warning: these figures indicate the number of cases found in the data file. They cannot be interpreted as summary statistics of the population of interest.			
# vf2_5: 2.目前學校主要建築物的經費來源：校友捐款			
Information	[Type= discrete] [Format=numeric] [Range= 0-9] [Missing=*]		
Statistics [NW/ W]	[Valid=1073 /-] [Invalid=0 /-]		
Value	Label	Cases	Percentage
0	遺漏值	424	<div><div></div></div> 39.5%
1	最重要	123	<div><div></div></div> 11.5%
2	第二重要	99	<div><div></div></div> 9.2%
3	第三重要	121	<div><div></div></div> 11.3%
4	第四重要	63	<div><div></div></div> 5.9%
5	第五重要	39	<div><div></div></div> 3.6%
6	第六重要	5	<div><div></div></div> 0.5%
7	第七重要	2	<div><div></div></div> 0.2%
9	遺漏值	197	<div><div></div></div> 18.4%
Warning: these figures indicate the number of cases found in the data file. They cannot be interpreted as summary statistics of the population of interest.			
# vf2_6: 2.目前學校主要建築物的經費來源：向社會各界募款			
Information	[Type= discrete] [Format=numeric] [Range= 0-9] [Missing=*]		
Statistics [NW/ W]	[Valid=1073 /-] [Invalid=0 /-]		
Value	Label	Cases	Percentage
0	遺漏值	578	<div><div></div></div> 53.9%
1	最重要	61	<div><div></div></div> 5.7%
2	第二重要	48	<div><div></div></div> 4.5%
3	第三重要	57	<div><div></div></div> 5.3%

# vf2_6: 2.目前學校主要建築物的經費來源：向社會各界募款			
Value	Label	Cases	Percentage
4	第四重要	69	<div><div></div></div> 6.4%
5	第五重要	42	<div><div></div></div> 3.9%
6	第六重要	21	<div><div></div></div> 2.0%
7	第七重要	0	
9	遺漏值	197	<div><div></div></div> 18.4%
Warning: these figures indicate the number of cases found in the data file. They cannot be interpreted as summary statistics of the population of interest.			
# vf2_7: 2.目前學校主要建築物的經費來源：其他			
Information	[Type= discrete] [Format=numeric] [Range= 0-9] [Missing=*]		
Statistics [NW/ W]	[Valid=1073 /-] [Invalid=0 /-]		
Value	Label	Cases	Percentage
0	遺漏值	876	<div><div></div></div> 81.6%
1	最重要	0	
2	第二重要	0	
3	第三重要	0	
4	第四重要	0	
5	第五重要	0	
6	第六重要	0	
7	第七重要	0	
9	遺漏值	197	<div><div></div></div> 18.4%
Warning: these figures indicate the number of cases found in the data file. They cannot be interpreted as summary statistics of the population of interest.			
# vf03: 3.目前系裡每年編列預算時，主要是以下列那種方式？			
Information	[Type= discrete] [Format=numeric] [Range= 0-6] [Missing=*]		
Statistics [NW/ W]	[Valid=1073 /-] [Invalid=0 /-]		
Value	Label	Cases	Percentage
0	遺漏值	121	<div><div></div></div> 11.3%
1	完全由系主任決定	205	<div><div></div></div> 19.1%
2	系主任徵詢部份教授意見後再決定	183	<div><div></div></div> 17.1%
3	由系的預算委員會決定	69	<div><div></div></div> 6.4%
4	由系務會議討論決定	219	<div><div></div></div> 20.4%
5	系裡無權決定	193	<div><div></div></div> 18.0%
6	其他	83	<div><div></div></div> 7.7%
Warning: these figures indicate the number of cases found in the data file. They cannot be interpreted as summary statistics of the population of interest.			
# vf04: 4.目前您對學校經費的來源和支出是否清楚？			
Information	[Type= discrete] [Format=numeric] [Range= 0-5] [Missing=*]		
Statistics [NW/ W]	[Valid=1073 /-] [Invalid=0 /-]		
Value	Label	Cases	Percentage
0	遺漏值	48	<div><div></div></div> 4.5%
1	非常清楚	39	<div><div></div></div> 3.6%
2	相當清楚	196	<div><div></div></div> 18.3%
3	不太清楚	525	<div><div></div></div> 48.9%
4	根本不清楚	259	<div><div></div></div> 24.1%
5	其他	6	<div><div></div></div> 0.6%
Warning: these figures indicate the number of cases found in the data file. They cannot be interpreted as summary statistics of the population of interest.			

# vf5_1: 5.目前您認為學校在財務決策方面，是否有下列人士參與(複選)?(1)董事長			
Information		[Type= discrete] [Format=numeric] [Range= 0-9] [Missing=*]	
Statistics [NW/ W]		[Valid=1073 /-] [Invalid=0 /-]	
Value	Label	Cases	Percentage
0	沒有	182	<div><div></div></div> 17.0%
1	有	716	<div><div></div></div> 66.7%
9	遺漏值	175	<div><div></div></div> 16.3%
Warning: these figures indicate the number of cases found in the data file. They cannot be interpreted as summary statistics of the population of interest.			
# vf5_2: 5.目前您認為學校在財務決策方面，是否有下列人士參與(複選)?(2)董事會之董事			
Information		[Type= discrete] [Format=numeric] [Range= 0-9] [Missing=*]	
Statistics [NW/ W]		[Valid=1073 /-] [Invalid=0 /-]	
Value	Label	Cases	Percentage
0	沒有	187	<div><div></div></div> 17.4%
1	有	711	<div><div></div></div> 66.3%
9	遺漏值	175	<div><div></div></div> 16.3%
Warning: these figures indicate the number of cases found in the data file. They cannot be interpreted as summary statistics of the population of interest.			
# vf5_3: 5.目前您認為學校在財務決策方面，是否有下列人士參與(複選)?(3)校長(院長)			
Information		[Type= discrete] [Format=numeric] [Range= 0-9] [Missing=*]	
Statistics [NW/ W]		[Valid=1073 /-] [Invalid=0 /-]	
Value	Label	Cases	Percentage
0	沒有	60	<div><div></div></div> 5.6%
1	有	838	<div><div></div></div> 78.1%
9	遺漏值	175	<div><div></div></div> 16.3%
Warning: these figures indicate the number of cases found in the data file. They cannot be interpreted as summary statistics of the population of interest.			
# vf5_4: 5.目前您認為學校在財務決策方面，是否有下列人士參與(複選)?(4)教務、總務、訓導長			
Information		[Type= discrete] [Format=numeric] [Range= 0-9] [Missing=*]	
Statistics [NW/ W]		[Valid=1073 /-] [Invalid=0 /-]	
Value	Label	Cases	Percentage
0	沒有	253	<div><div></div></div> 23.6%
1	有	645	<div><div></div></div> 60.1%
9	遺漏值	175	<div><div></div></div> 16.3%
Warning: these figures indicate the number of cases found in the data file. They cannot be interpreted as summary statistics of the population of interest.			
# vf5_5: 5.目前您認為學校在財務決策方面，是否有下列人士參與(複選)?(5)系主任			
Information		[Type= discrete] [Format=numeric] [Range= 0-9] [Missing=*]	
Statistics [NW/ W]		[Valid=1073 /-] [Invalid=0 /-]	
Value	Label	Cases	Percentage
0	沒有	609	<div><div></div></div> 56.8%
1	有	289	<div><div></div></div> 26.9%
9	遺漏值	175	<div><div></div></div> 16.3%
Warning: these figures indicate the number of cases found in the data file. They cannot be interpreted as summary statistics of the population of interest.			
# vf5_6: 5.目前您認為學校在財務決策方面，是否有下列人士參與(複選)?(6)校友			
Information		[Type= discrete] [Format=numeric] [Range= 0-9] [Missing=*]	
Statistics [NW/ W]		[Valid=1073 /-] [Invalid=0 /-]	

# vf5_6: 5.目前您認為學校在財務決策方面，是否有下列人士參與(複選)?(6)校友			
Value	Label	Cases	Percentage
0	沒有	846	<div><div></div></div> 78.8%
1	有	52	<div><div></div></div> 4.8%
9	遺漏值	175	<div><div></div></div> 16.3%
Warning: these figures indicate the number of cases found in the data file. They cannot be interpreted as summary statistics of the population of interest.			
# vf5_7: 5.目前您認為學校在財務決策方面，是否有下列人士參與(複選)?(7)學生			
Information	[Type= discrete] [Format=numeric] [Range= 0-9] [Missing=*]		
Statistics [NW/ W]	[Valid=1073 /-] [Invalid=0 /-]		
Value	Label	Cases	Percentage
0	沒有	882	<div><div></div></div> 82.2%
1	有	16	<div><div></div></div> 1.5%
9	遺漏值	175	<div><div></div></div> 16.3%
Warning: these figures indicate the number of cases found in the data file. They cannot be interpreted as summary statistics of the population of interest.			
# vf5_8: 5.目前您認為學校在財務決策方面，是否有下列人士參與(複選)?(8)其他			
Information	[Type= discrete] [Format=numeric] [Range= 0-9] [Missing=*]		
Statistics [NW/ W]	[Valid=1073 /-] [Invalid=0 /-]		
Value	Label	Cases	Percentage
0	沒有	843	<div><div></div></div> 78.6%
1	有	55	<div><div></div></div> 5.1%
9	遺漏值	175	<div><div></div></div> 16.3%
Warning: these figures indicate the number of cases found in the data file. They cannot be interpreted as summary statistics of the population of interest.			
# vg1_1: 1.您認為對學校人事方面發展影響力最大的是誰：剛到學校時，董事長			
Information	[Type= discrete] [Format=numeric] [Range= 0-9] [Missing=*]		
Statistics [NW/ W]	[Valid=1073 /-] [Invalid=0 /-]		
Value	Label	Cases	Percentage
0	遺漏值	239	<div><div></div></div> 22.3%
1	影響力最大	481	<div><div></div></div> 44.8%
2	影響力第二大	122	<div><div></div></div> 11.4%
3	影響力第三大	133	<div><div></div></div> 12.4%
4	影響力第四大	9	<div><div></div></div> 0.8%
5	影響力第五大	0	
6	影響力第六大	0	
7	影響力第七大	0	
9	遺漏值	89	<div><div></div></div> 8.3%
Warning: these figures indicate the number of cases found in the data file. They cannot be interpreted as summary statistics of the population of interest.			
# vg1_2: 1.您認為對學校人事方面發展影響力最大的是誰：現況，董事長			
Information	[Type= discrete] [Format=numeric] [Range= 0-9] [Missing=*]		
Statistics [NW/ W]	[Valid=1073 /-] [Invalid=0 /-]		
Value	Label	Cases	Percentage
0	遺漏值	294	<div><div></div></div> 27.4%
1	影響力最大	434	<div><div></div></div> 40.4%
2	影響力第二大	115	<div><div></div></div> 10.7%
3	影響力第三大	126	<div><div></div></div> 11.7%

# <b>vg1_2: 1.</b> 您認為對學校人事方面發展影響力最大的是誰：現況，董事長			
Value	Label	Cases	Percentage
4	影響力第四大	15	<div><div></div></div> 1.4%
5	影響力第五大	0	
6	影響力第六大	0	
7	影響力第七大	0	
9	遺漏值	89	<div><div></div></div> 8.3%
Warning: these figures indicate the number of cases found in the data file. They cannot be interpreted as summary statistics of the population of interest.			
# <b>vg1_3: 1.</b> 您認為對學校人事方面發展影響力最大的是誰：剛到學校時，董事會			
Information	[Type= discrete] [Format=numeric] [Range= 0-9] [Missing=*]		
Statistics [NW/ W]	[Valid=1073 /-] [Invalid=0 /-]		
Value	Label	Cases	Percentage
0	遺漏值	571	<div><div></div></div> 53.2%
1	影響力最大	101	<div><div></div></div> 9.4%
2	影響力第二大	81	<div><div></div></div> 7.5%
3	影響力第三大	90	<div><div></div></div> 8.4%
4	影響力第四大	122	<div><div></div></div> 11.4%
5	影響力第五大	17	<div><div></div></div> 1.6%
6	影響力第六大	2	<div><div></div></div> 0.2%
7	影響力第七大	0	
9	遺漏值	89	<div><div></div></div> 8.3%
Warning: these figures indicate the number of cases found in the data file. They cannot be interpreted as summary statistics of the population of interest.			
# <b>vg1_4: 1.</b> 您認為對學校人事方面發展影響力最大的是誰：現況，董事會			
Information	[Type= discrete] [Format=numeric] [Range= 0-9] [Missing=*]		
Statistics [NW/ W]	[Valid=1073 /-] [Invalid=0 /-]		
Value	Label	Cases	Percentage
0	遺漏值	504	<div><div></div></div> 47.0%
1	影響力最大	181	<div><div></div></div> 16.9%
2	影響力第二大	106	<div><div></div></div> 9.9%
3	影響力第三大	73	<div><div></div></div> 6.8%
4	影響力第四大	107	<div><div></div></div> 10.0%
5	影響力第五大	13	<div><div></div></div> 1.2%
6	影響力第六大	0	
7	影響力第七大	0	
9	遺漏值	89	<div><div></div></div> 8.3%
Warning: these figures indicate the number of cases found in the data file. They cannot be interpreted as summary statistics of the population of interest.			
# <b>vg1_5: 1.</b> 您認為對學校人事方面發展影響力最大的是誰：剛到學校時，校(院)長			
Information	[Type= discrete] [Format=numeric] [Range= 0-9] [Missing=*]		
Statistics [NW/ W]	[Valid=1073 /-] [Invalid=0 /-]		
Value	Label	Cases	Percentage
0	遺漏值	531	<div><div></div></div> 49.5%
1	影響力最大	160	<div><div></div></div> 14.9%
2	影響力第二大	54	<div><div></div></div> 5.0%
3	影響力第三大	59	<div><div></div></div> 5.5%
4	影響力第四大	54	<div><div></div></div> 5.0%

# <b>vg1_5: 1.</b> 您認為對學校人事方面發展影響力最大的是誰：剛到學校時，校(院)長			
Value	Label	Cases	Percentage
5	影響力第五大	114	<div><div></div></div> 10.6%
6	影響力第六大	12	<div><div></div></div> 1.1%
7	影響力第七大	0	
9	遺漏值	89	<div><div></div></div> 8.3%
Warning: these figures indicate the number of cases found in the data file. They cannot be interpreted as summary statistics of the population of interest.			
# <b>vg1_6: 1.</b> 您認為對學校人事方面發展影響力最大的是誰：現況，校(院)長			
Information	[Type= discrete] [Format=numeric] [Range= 0-9] [Missing=*]		
Statistics [NW/ W]	[Valid=1073 /-] [Invalid=0 /-]		
Value	Label	Cases	Percentage
0	遺漏值	532	<div><div></div></div> 49.6%
1	影響力最大	154	<div><div></div></div> 14.4%
2	影響力第二大	59	<div><div></div></div> 5.5%
3	影響力第三大	73	<div><div></div></div> 6.8%
4	影響力第四大	46	<div><div></div></div> 4.3%
5	影響力第五大	106	<div><div></div></div> 9.9%
6	影響力第六大	14	<div><div></div></div> 1.3%
7	影響力第七大	0	
9	遺漏值	89	<div><div></div></div> 8.3%
Warning: these figures indicate the number of cases found in the data file. They cannot be interpreted as summary statistics of the population of interest.			
# <b>vg1_7: 1.</b> 您認為對學校人事方面發展影響力最大的是誰：剛到學校時，校務會議			
Information	[Type= discrete] [Format=numeric] [Range= 0-9] [Missing=*]		
Statistics [NW/ W]	[Valid=1073 /-] [Invalid=0 /-]		
Value	Label	Cases	Percentage
0	遺漏值	784	<div><div></div></div> 73.1%
1	影響力最大	13	<div><div></div></div> 1.2%
2	影響力第二大	3	<div><div></div></div> 0.3%
3	影響力第三大	8	<div><div></div></div> 0.7%
4	影響力第四大	11	<div><div></div></div> 1.0%
5	影響力第五大	27	<div><div></div></div> 2.5%
6	影響力第六大	138	<div><div></div></div> 12.9%
7	影響力第七大	0	
9	遺漏值	89	<div><div></div></div> 8.3%
Warning: these figures indicate the number of cases found in the data file. They cannot be interpreted as summary statistics of the population of interest.			
# <b>vg1_8: 1.</b> 您認為對學校人事方面發展影響力最大的是誰：現況，校務會議			
Information	[Type= discrete] [Format=numeric] [Range= 0-9] [Missing=*]		
Statistics [NW/ W]	[Valid=1073 /-] [Invalid=0 /-]		
Value	Label	Cases	Percentage
0	遺漏值	781	<div><div></div></div> 72.8%
1	影響力最大	13	<div><div></div></div> 1.2%
2	影響力第二大	7	<div><div></div></div> 0.7%
3	影響力第三大	8	<div><div></div></div> 0.7%
4	影響力第四大	15	<div><div></div></div> 1.4%
5	影響力第五大	22	<div><div></div></div> 2.1%

# <b>vg1_8: 1.</b> 您認為對學校人事方面發展影響力最大的是誰：現況，校務會議			
Value	Label	Cases	Percentage
6	影響力第六大	138	<div><div></div></div> 12.9%
7	影響力第七大	0	
9	遺漏值	89	<div><div></div></div> 8.3%
Warning: these figures indicate the number of cases found in the data file. They cannot be interpreted as summary statistics of the population of interest.			
# <b>vg1_9: 1.</b> 您認為對學校人事方面發展影響力最大的是誰：剛到學校時，系主任			
Information	[Type= discrete] [Format=numeric] [Range= 0-9] [Missing=*]		
Statistics [NW/ W]	[Valid=1073 /-] [Invalid=0 /-]		
Value	Label	Cases	Percentage
0	遺漏值	982	<div><div></div></div> 91.5%
1	影響力最大	2	<div><div></div></div> 0.2%
2	影響力第二大	0	
3	影響力第三大	0	
4	影響力第四大	0	
5	影響力第五大	0	
6	影響力第六大	0	
7	影響力第七大	0	
9	遺漏值	89	<div><div></div></div> 8.3%
Warning: these figures indicate the number of cases found in the data file. They cannot be interpreted as summary statistics of the population of interest.			
# <b>vg1_10: 1.</b> 您認為對學校人事方面發展影響力最大的是誰：現況，系主任			
Information	[Type= discrete] [Format=numeric] [Range= 0-9] [Missing=*]		
Statistics [NW/ W]	[Valid=1073 /-] [Invalid=0 /-]		
Value	Label	Cases	Percentage
0	遺漏值	981	<div><div></div></div> 91.4%
1	影響力最大	3	<div><div></div></div> 0.3%
2	影響力第二大	0	
3	影響力第三大	0	
4	影響力第四大	0	
5	影響力第五大	0	
6	影響力第六大	0	
7	影響力第七大	0	
9	遺漏值	89	<div><div></div></div> 8.3%
Warning: these figures indicate the number of cases found in the data file. They cannot be interpreted as summary statistics of the population of interest.			
# <b>vg1_11: 1.</b> 您認為對學校人事方面發展影響力最大的是誰：剛到學校時，校友			
Information	[Type= discrete] [Format=numeric] [Range= 0-9] [Missing=*]		
Statistics [NW/ W]	[Valid=1073 /-] [Invalid=0 /-]		
Value	Label	Cases	Percentage
0	遺漏值	531	<div><div></div></div> 49.5%
1	影響力最大	307	<div><div></div></div> 28.6%
2	影響力第二大	55	<div><div></div></div> 5.1%
3	影響力第三大	31	<div><div></div></div> 2.9%
4	影響力第四大	26	<div><div></div></div> 2.4%
5	影響力第五大	22	<div><div></div></div> 2.1%
6	影響力第六大	12	<div><div></div></div> 1.1%

# **vg1\_11: 1.**您認為對學校人事方面發展影響力最大的是誰：剛到學校時，校友

Value	Label	Cases	Percentage
7	影響力第七大	0	
9	遺漏值	89	<div></div> 8.3%

*Warning: these figures indicate the number of cases found in the data file. They cannot be interpreted as summary statistics of the population of interest.*



# <b>vg1_12: 1.</b> 您認為對學校人事方面發展影響力最大的是誰：現況，校友			
Information	[Type= discrete] [Format=numeric] [Range= 0-9] [Missing=*]		
Statistics [NW/ W]	[Valid=1073 /-] [Invalid=0 /-]		
Value	Label	Cases	Percentage
0	遺漏值	600	<div><div></div></div> 55.9%
1	影響力最大	196	<div><div></div></div> 18.3%
2	影響力第二大	58	<div><div></div></div> 5.4%
3	影響力第三大	47	<div><div></div></div> 4.4%
4	影響力第四大	39	<div><div></div></div> 3.6%
5	影響力第五大	31	<div><div></div></div> 2.9%
6	影響力第六大	13	<div><div></div></div> 1.2%
7	影響力第七大	0	
9	遺漏值	89	<div><div></div></div> 8.3%
Warning: these figures indicate the number of cases found in the data file. They cannot be interpreted as summary statistics of the population of interest.			
# <b>vg1_13: 1.</b> 您認為對學校人事方面發展影響力最大的是誰：剛到學校時，其他人			
Information	[Type= discrete] [Format=numeric] [Range= 0-9] [Missing=*]		
Statistics [NW/ W]	[Valid=1073 /-] [Invalid=0 /-]		
Value	Label	Cases	Percentage
0	遺漏值	568	<div><div></div></div> 52.9%
1	影響力最大	143	<div><div></div></div> 13.3%
2	影響力第二大	139	<div><div></div></div> 13.0%
3	影響力第三大	61	<div><div></div></div> 5.7%
4	影響力第四大	46	<div><div></div></div> 4.3%
5	影響力第五大	25	<div><div></div></div> 2.3%
6	影響力第六大	2	<div><div></div></div> 0.2%
7	影響力第七大	0	
9	遺漏值	89	<div><div></div></div> 8.3%
Warning: these figures indicate the number of cases found in the data file. They cannot be interpreted as summary statistics of the population of interest.			
# <b>vg1_14: 1.</b> 您認為對學校人事方面發展影響力最大的是誰：現況，其他人			
Information	[Type= discrete] [Format=numeric] [Range= 0-9] [Missing=*]		
Statistics [NW/ W]	[Valid=1073 /-] [Invalid=0 /-]		
Value	Label	Cases	Percentage
0	遺漏值	594	<div><div></div></div> 55.4%
1	影響力最大	139	<div><div></div></div> 13.0%
2	影響力第二大	100	<div><div></div></div> 9.3%
3	影響力第三大	61	<div><div></div></div> 5.7%
4	影響力第四大	51	<div><div></div></div> 4.8%
5	影響力第五大	35	<div><div></div></div> 3.3%
6	影響力第六大	4	<div><div></div></div> 0.4%
7	影響力第七大	0	
9	遺漏值	89	<div><div></div></div> 8.3%
Warning: these figures indicate the number of cases found in the data file. They cannot be interpreted as summary statistics of the population of interest.			
# <b>vg2_1: 2.</b> 您認為對學校財務方面發展影響力最大的是誰：剛到學校時，董事長			
Information	[Type= discrete] [Format=numeric] [Range= 0-9] [Missing=*]		
Statistics [NW/ W]	[Valid=1073 /-] [Invalid=0 /-]		

# **vg2\_1: 2.**您認為對學校財務方面發展影響力最大的是誰：剛到學校時，董事長

Value	Label	Cases	Percentage
0	遺漏值	267	<div><div></div></div> 24.9%
1	影響力最大	367	<div><div></div></div> 34.2%
2	影響力第二大	118	<div><div></div></div> 11.0%
3	影響力第三大	164	<div><div></div></div> 15.3%
4	影響力第四大	7	<div><div></div></div> 0.7%
5	影響力第五大	0	
6	影響力第六大	0	
7	影響力第七大	0	
9	遺漏值	150	<div><div></div></div> 14.0%

*Warning: these figures indicate the number of cases found in the data file. They cannot be interpreted as summary statistics of the population of interest.*

# **vg2\_2: 2.**您認為對學校財務方面發展影響力最大的是誰：現況，董事長

<b>Information</b>	[Type= discrete] [Format=numeric] [Range= 0-9] [Missing=*]
<b>Statistics [NW/ W]</b>	[Valid=1073 /-] [Invalid=0 /-]

Value	Label	Cases	Percentage
0	遺漏值	305	<div><div></div></div> 28.4%
1	影響力最大	349	<div><div></div></div> 32.5%
2	影響力第二大	110	<div><div></div></div> 10.3%
3	影響力第三大	140	<div><div></div></div> 13.0%
4	影響力第四大	18	<div><div></div></div> 1.7%
5	影響力第五大	1	<div><div></div></div> 0.1%
6	影響力第六大	0	
7	影響力第七大	0	
9	遺漏值	150	<div><div></div></div> 14.0%

*Warning: these figures indicate the number of cases found in the data file. They cannot be interpreted as summary statistics of the population of interest.*

# **vg2\_3: 2.**您認為對學校財務方面發展影響力最大的是誰：剛到學校時，董事會

<b>Information</b>	[Type= discrete] [Format=numeric] [Range= 0-9] [Missing=*]
<b>Statistics [NW/ W]</b>	[Valid=1073 /-] [Invalid=0 /-]

Value	Label	Cases	Percentage
0	遺漏值	583	<div><div></div></div> 54.3%
1	影響力最大	65	<div><div></div></div> 6.1%
2	影響力第二大	38	<div><div></div></div> 3.5%
3	影響力第三大	59	<div><div></div></div> 5.5%
4	影響力第四大	167	<div><div></div></div> 15.6%
5	影響力第五大	10	<div><div></div></div> 0.9%
6	影響力第六大	1	<div><div></div></div> 0.1%
7	影響力第七大	0	
9	遺漏值	150	<div><div></div></div> 14.0%

*Warning: these figures indicate the number of cases found in the data file. They cannot be interpreted as summary statistics of the population of interest.*

# **vg2\_4: 2.**您認為對學校財務方面發展影響力最大的是誰：現況，董事會

<b>Information</b>	[Type= discrete] [Format=numeric] [Range= 0-9] [Missing=*]
<b>Statistics [NW/ W]</b>	[Valid=1073 /-] [Invalid=0 /-]

Value	Label	Cases	Percentage
0	遺漏值	545	<div><div></div></div> 50.8%

# <b>vg2_4: 2.</b> 您認為對學校財務方面發展影響力最大的是誰：現況，董事會			
Value	Label	Cases	Percentage
1	影響力最大	106	<div><div></div></div> 9.9%
2	影響力第二大	45	<div><div></div></div> 4.2%
3	影響力第三大	70	<div><div></div></div> 6.5%
4	影響力第四大	146	<div><div></div></div> 13.6%
5	影響力第五大	9	<div><div></div></div> 0.8%
6	影響力第六大	2	<div><div></div></div> 0.2%
7	影響力第七大	0	
9	遺漏值	150	<div><div></div></div> 14.0%
Warning: these figures indicate the number of cases found in the data file. They cannot be interpreted as summary statistics of the population of interest.			
# <b>vg2_5: 2.</b> 您認為對學校財務方面發展影響力最大的是誰：剛到學校時，校(院)長			
Information	[Type= discrete] [Format=numeric] [Range= 0-9] [Missing=*]		
Statistics [NW/ W]	[Valid=1073 /-] [Invalid=0 /-]		
Value	Label	Cases	Percentage
0	遺漏值	679	<div><div></div></div> 63.3%
1	影響力最大	24	<div><div></div></div> 2.2%
2	影響力第二大	10	<div><div></div></div> 0.9%
3	影響力第三大	25	<div><div></div></div> 2.3%
4	影響力第四大	29	<div><div></div></div> 2.7%
5	影響力第五大	139	<div><div></div></div> 13.0%
6	影響力第六大	17	<div><div></div></div> 1.6%
7	影響力第七大	0	
9	遺漏值	150	<div><div></div></div> 14.0%
Warning: these figures indicate the number of cases found in the data file. They cannot be interpreted as summary statistics of the population of interest.			
# <b>vg2_6: 2.</b> 您認為對學校財務方面發展影響力最大的是誰：現況，校(院)長			
Information	[Type= discrete] [Format=numeric] [Range= 0-9] [Missing=*]		
Statistics [NW/ W]	[Valid=1073 /-] [Invalid=0 /-]		
Value	Label	Cases	Percentage
0	遺漏值	678	<div><div></div></div> 63.2%
1	影響力最大	21	<div><div></div></div> 2.0%
2	影響力第二大	14	<div><div></div></div> 1.3%
3	影響力第三大	24	<div><div></div></div> 2.2%
4	影響力第四大	33	<div><div></div></div> 3.1%
5	影響力第五大	133	<div><div></div></div> 12.4%
6	影響力第六大	20	<div><div></div></div> 1.9%
7	影響力第七大	0	
9	遺漏值	150	<div><div></div></div> 14.0%
Warning: these figures indicate the number of cases found in the data file. They cannot be interpreted as summary statistics of the population of interest.			
# <b>vg2_7: 2.</b> 您認為對學校財務方面發展影響力最大的是誰：剛到學校時，校務會議			
Information	[Type= discrete] [Format=numeric] [Range= 0-9] [Missing=*]		
Statistics [NW/ W]	[Valid=1073 /-] [Invalid=0 /-]		
Value	Label	Cases	Percentage
0	遺漏值	750	<div><div></div></div> 69.9%
1	影響力最大	5	<div><div></div></div> 0.5%

# <b>vg2_7: 2.</b> 您認為對學校財務方面發展影響力最大的是誰：剛到學校時，校務會議			
Value	Label	Cases	Percentage
2	影響力第二大	2	0.2%
3	影響力第三大	10	0.9%
4	影響力第四大	4	0.4%
5	影響力第五大	21	2.0%
6	影響力第六大	131	12.2%
7	影響力第七大	0	
9	遺漏值	150	14.0%
Warning: these figures indicate the number of cases found in the data file. They cannot be interpreted as summary statistics of the population of interest.			
# <b>vg2_8: 2.</b> 您認為對學校財務方面發展影響力最大的是誰：現況，校務會議			
Information	[Type= discrete] [Format=numeric] [Range= 0-9] [Missing=*]		
Statistics [NW/ W]	[Valid=1073 /-] [Invalid=0 /-]		
Value	Label	Cases	Percentage
0	遺漏值	740	69.0%
1	影響力最大	12	1.1%
2	影響力第二大	2	0.2%
3	影響力第三大	12	1.1%
4	影響力第四大	6	0.6%
5	影響力第五大	25	2.3%
6	影響力第六大	126	11.7%
7	影響力第七大	0	
9	遺漏值	150	14.0%
Warning: these figures indicate the number of cases found in the data file. They cannot be interpreted as summary statistics of the population of interest.			
# <b>vg2_9: 2.</b> 您認為對學校財務方面發展影響力最大的是誰：剛到學校時，系主任			
Information	[Type= discrete] [Format=numeric] [Range= 0-9] [Missing=*]		
Statistics [NW/ W]	[Valid=1073 /-] [Invalid=0 /-]		
Value	Label	Cases	Percentage
0	遺漏值	921	85.8%
1	影響力最大	2	0.2%
2	影響力第二大	0	
3	影響力第三大	0	
4	影響力第四大	0	
5	影響力第五大	0	
6	影響力第六大	0	
7	影響力第七大	0	
9	遺漏值	150	14.0%
Warning: these figures indicate the number of cases found in the data file. They cannot be interpreted as summary statistics of the population of interest.			
# <b>vg2_10: 2.</b> 您認為對學校財務方面發展影響力最大的是誰：現況，系主任			
Information	[Type= discrete] [Format=numeric] [Range= 0-9] [Missing=*]		
Statistics [NW/ W]	[Valid=1073 /-] [Invalid=0 /-]		
Value	Label	Cases	Percentage
0	遺漏值	920	85.7%
1	影響力最大	3	0.3%
2	影響力第二大	0	

# <b>vg2_10: 2.</b> 您認為對學校財務方面發展影響力最大的是誰：現況，系主任			
Value	Label	Cases	Percentage
3	影響力第三大	0	
4	影響力第四大	0	
5	影響力第五大	0	
6	影響力第六大	0	
7	影響力第七大	0	
9	遺漏值	150	14.0%
Warning: these figures indicate the number of cases found in the data file. They cannot be interpreted as summary statistics of the population of interest.			
# <b>vg2_11: 2.</b> 您認為對學校財務方面發展影響力最大的是誰：剛到學校時，校友			
Information	[Type= discrete] [Format=numeric] [Range= 0-9] [Missing=*]		
Statistics [NW/ W]	[Valid=1073 /-] [Invalid=0 /-]		
Value	Label	Cases	Percentage
0	遺漏值	408	38.0%
1	影響力最大	389	36.3%
2	影響力第二大	67	6.2%
3	影響力第三大	32	3.0%
4	影響力第四大	15	1.4%
5	影響力第五大	9	0.8%
6	影響力第六大	3	0.3%
7	影響力第七大	0	
9	遺漏值	150	14.0%
Warning: these figures indicate the number of cases found in the data file. They cannot be interpreted as summary statistics of the population of interest.			
# <b>vg2_12: 2.</b> 您認為對學校財務方面發展影響力最大的是誰：現況，校友			
Information	[Type= discrete] [Format=numeric] [Range= 0-9] [Missing=*]		
Statistics [NW/ W]	[Valid=1073 /-] [Invalid=0 /-]		
Value	Label	Cases	Percentage
0	遺漏值	482	44.9%
1	影響力最大	272	25.3%
2	影響力第二大	85	7.9%
3	影響力第三大	43	4.0%
4	影響力第四大	25	2.3%
5	影響力第五大	12	1.1%
6	影響力第六大	4	0.4%
7	影響力第七大	0	
9	遺漏值	150	14.0%
Warning: these figures indicate the number of cases found in the data file. They cannot be interpreted as summary statistics of the population of interest.			
# <b>vg2_13: 2.</b> 您認為對學校財務方面發展影響力最大的是誰：剛到學校時，其他人			
Information	[Type= discrete] [Format=numeric] [Range= 0-9] [Missing=*]		
Statistics [NW/ W]	[Valid=1073 /-] [Invalid=0 /-]		
Value	Label	Cases	Percentage
0	遺漏值	367	34.2%
1	影響力最大	304	28.3%
2	影響力第二大	178	16.6%
3	影響力第三大	53	4.9%

# **vg2\_13: 2.**您認為對學校財務方面發展影響力最大的是誰：剛到學校時，其他人

Value	Label	Cases	Percentage
4	影響力第四大	16	1.5%
5	影響力第五大	4	0.4%
6	影響力第六大	1	0.1%
7	影響力第七大	0	
9	遺漏值	150	14.0%

Warning: these figures indicate the number of cases found in the data file. They cannot be interpreted as summary statistics of the population of interest.

# **vg2\_14: 2.**您認為對學校財務方面發展影響力最大的是誰：現況，其他人

Information	[Type= discrete] [Format=numeric] [Range= 0-9] [Missing=*]
Statistics [NW/ W]	[Valid=1073 /-] [Invalid=0 /-]

Value	Label	Cases	Percentage
0	遺漏值	391	36.4%
1	影響力最大	298	27.8%
2	影響力第二大	151	14.1%
3	影響力第三大	53	4.9%
4	影響力第四大	20	1.9%
5	影響力第五大	9	0.8%
6	影響力第六大	1	0.1%
7	影響力第七大	0	
9	遺漏值	150	14.0%

Warning: these figures indicate the number of cases found in the data file. They cannot be interpreted as summary statistics of the population of interest.

# **card5: 卡號五**

Information	[Type= discrete] [Format=numeric] [Range= 5-5] [Missing=*]
Statistics [NW/ W]	[Valid=1073 /-] [Invalid=0 /-] [Mean=5 /-] [StdDev=0 /-]

Value	Label	Cases	Percentage
5		1073	100.0%

Warning: these figures indicate the number of cases found in the data file. They cannot be interpreted as summary statistics of the population of interest.

# **school5: 您目前服務的學校是？**

Information	[Type= discrete] [Format=numeric] [Range= 1-11] [Missing=*]
Statistics [NW/ W]	[Valid=1073 /-] [Invalid=0 /-]

Value	Label	Cases	Percentage
1	輔仁大學	144	13.4%
2	淡江大學	149	13.9%
3	世界新聞傳播學院	48	4.5%
4	台北醫學院	57	5.3%
5	實踐設計管理學院	25	2.3%
6	元智工學院	35	3.3%
7	長庚醫學院暨工學院	47	4.4%
8	中原大學	104	9.7%
9	逢甲大學	201	18.7%
10	東海大學	148	13.8%
11	高雄醫學院	115	10.7%













Warning: these figures indicate the number of cases found in the data file. They cannot be interpreted as summary statistics of the population of interest.

# <b>vg3_1: 3.</b> 就目前台灣私立大專院校的情況，您認為那三個學校辦得最好：大同工學院			
Information	[Type= discrete] [Format=numeric] [Range= 0-9] [Missing=*]		
Statistics [NW/ W]	[Valid=1073 /-] [Invalid=0 /-]		
Value	Label	Cases	Percentage
0	遺漏值	792	<div><div></div></div> 73.8%
1	最好	35	<div><div></div></div> 3.3%
2	第二好	32	<div><div></div></div> 3.0%
3	第三好	33	<div><div></div></div> 3.1%
9	遺漏值	181	<div><div></div></div> 16.9%
Warning: these figures indicate the number of cases found in the data file. They cannot be interpreted as summary statistics of the population of interest.			
# <b>vg3_2: 3.</b> 就目前台灣私立大專院校的情況，您認為那三個學校辦得最好：中國文化大學			
Information	[Type= discrete] [Format=numeric] [Range= 0-9] [Missing=*]		
Statistics [NW/ W]	[Valid=1073 /-] [Invalid=0 /-]		
Value	Label	Cases	Percentage
0	遺漏值	885	<div><div></div></div> 82.5%
1	最好	2	<div><div></div></div> 0.2%
2	第二好	3	<div><div></div></div> 0.3%
3	第三好	2	<div><div></div></div> 0.2%
9	遺漏值	181	<div><div></div></div> 16.9%
Warning: these figures indicate the number of cases found in the data file. They cannot be interpreted as summary statistics of the population of interest.			
# <b>vg3_3: 3.</b> 就目前台灣私立大專院校的情況，您認為那三個學校辦得最好：世界新聞傳播學院			
Information	[Type= discrete] [Format=numeric] [Range= 0-9] [Missing=*]		
Statistics [NW/ W]	[Valid=1073 /-] [Invalid=0 /-]		
Value	Label	Cases	Percentage
0	遺漏值	866	<div><div></div></div> 80.7%
1	最好	7	<div><div></div></div> 0.7%
2	第二好	7	<div><div></div></div> 0.7%
3	第三好	12	<div><div></div></div> 1.1%
9	遺漏值	181	<div><div></div></div> 16.9%
Warning: these figures indicate the number of cases found in the data file. They cannot be interpreted as summary statistics of the population of interest.			
# <b>vg3_4: 3.</b> 就目前台灣私立大專院校的情況，您認為那三個學校辦得最好：台北醫學院			
Information	[Type= discrete] [Format=numeric] [Range= 0-9] [Missing=*]		
Statistics [NW/ W]	[Valid=1073 /-] [Invalid=0 /-]		
Value	Label	Cases	Percentage
0	遺漏值	844	<div><div></div></div> 78.7%
1	最好	18	<div><div></div></div> 1.7%
2	第二好	13	<div><div></div></div> 1.2%
3	第三好	17	<div><div></div></div> 1.6%
9	遺漏值	181	<div><div></div></div> 16.9%
Warning: these figures indicate the number of cases found in the data file. They cannot be interpreted as summary statistics of the population of interest.			
# <b>vg3_5: 3.</b> 就目前台灣私立大專院校的情況，您認為那三個學校辦得最好：東吳大學			
Information	[Type= discrete] [Format=numeric] [Range= 0-9] [Missing=*]		
Statistics [NW/ W]	[Valid=1073 /-] [Invalid=0 /-]		

# <b>vg3_5: 3.</b> 就目前台灣私立大專院校的情況，您認為那三個學校辦得最好：東吳大學			
Value	Label	Cases	Percentage
0	遺漏值	708	<div><div></div></div> 66.0%
1	最好	58	<div><div></div></div> 5.4%
2	第二好	54	<div><div></div></div> 5.0%
3	第三好	72	<div><div></div></div> 6.7%
9	遺漏值	181	<div><div></div></div> 16.9%
Warning: these figures indicate the number of cases found in the data file. They cannot be interpreted as summary statistics of the population of interest.			
# <b>vg3_6: 3.</b> 就目前台灣私立大專院校的情況，您認為那三個學校辦得最好：淡江大學			
Information	[Type= discrete] [Format=numeric] [Range= 0-9] [Missing=*]		
Statistics [NW/ W]	[Valid=1073 /-] [Invalid=0 /-]		
Value	Label	Cases	Percentage
0	遺漏值	732	<div><div></div></div> 68.2%
1	最好	65	<div><div></div></div> 6.1%
2	第二好	42	<div><div></div></div> 3.9%
3	第三好	53	<div><div></div></div> 4.9%
9	遺漏值	181	<div><div></div></div> 16.9%
Warning: these figures indicate the number of cases found in the data file. They cannot be interpreted as summary statistics of the population of interest.			
# <b>vg3_7: 3.</b> 就目前台灣私立大專院校的情況，您認為那三個學校辦得最好：華梵人文科技學院			
Information	[Type= discrete] [Format=numeric] [Range= 0-9] [Missing=*]		
Statistics [NW/ W]	[Valid=1073 /-] [Invalid=0 /-]		
Value	Label	Cases	Percentage
0	遺漏值	854	<div><div></div></div> 79.6%
1	最好	9	<div><div></div></div> 0.8%
2	第二好	10	<div><div></div></div> 0.9%
3	第三好	19	<div><div></div></div> 1.8%
9	遺漏值	181	<div><div></div></div> 16.9%
Warning: these figures indicate the number of cases found in the data file. They cannot be interpreted as summary statistics of the population of interest.			
# <b>vg3_8: 3.</b> 就目前台灣私立大專院校的情況，您認為那三個學校辦得最好：輔仁大學			
Information	[Type= discrete] [Format=numeric] [Range= 0-9] [Missing=*]		
Statistics [NW/ W]	[Valid=1073 /-] [Invalid=0 /-]		
Value	Label	Cases	Percentage
0	遺漏值	537	<div><div></div></div> 50.0%
1	最好	128	<div><div></div></div> 11.9%
2	第二好	122	<div><div></div></div> 11.4%
3	第三好	105	<div><div></div></div> 9.8%
9	遺漏值	181	<div><div></div></div> 16.9%
Warning: these figures indicate the number of cases found in the data file. They cannot be interpreted as summary statistics of the population of interest.			
# <b>vg3_9: 3.</b> 就目前台灣私立大專院校的情況，您認為那三個學校辦得最好：銘傳管理學院			
Information	[Type= discrete] [Format=numeric] [Range= 0-9] [Missing=*]		
Statistics [NW/ W]	[Valid=1073 /-] [Invalid=0 /-]		
Value	Label	Cases	Percentage
0	遺漏值	876	<div><div></div></div> 81.6%
1	最好	2	<div><div></div></div> 0.2%



# <b>vg3_9: 3.</b> 就目前台灣私立大專院校的情況，您認為那三個學校辦得最好：銘傳管理學院			
Value	Label	Cases	Percentage
2	第二好	6	0.6%
3	第三好	8	0.7%
9	遺漏值	181	16.9%
Warning: these figures indicate the number of cases found in the data file. They cannot be interpreted as summary statistics of the population of interest.			
# <b>vg3_10: 3.</b> 就目前台灣私立大專院校的情況，您認為那三個學校辦得最好：實踐設計管理學院			
Information	[Type= discrete] [Format=numeric] [Range= 0-9] [Missing=*]		
Statistics [NW/ W]	[Valid=1073 /-] [Invalid=0 /-]		
Value	Label	Cases	Percentage
0	遺漏值	882	82.2%
1	最好	4	0.4%
2	第二好	4	0.4%
3	第三好	2	0.2%
9	遺漏值	181	16.9%
Warning: these figures indicate the number of cases found in the data file. They cannot be interpreted as summary statistics of the population of interest.			
# <b>vg3_11: 3.</b> 就目前台灣私立大專院校的情況，您認為那三個學校辦得最好：長庚醫學院暨工程學院			
Information	[Type= discrete] [Format=numeric] [Range= 0-9] [Missing=*]		
Statistics [NW/ W]	[Valid=1073 /-] [Invalid=0 /-]		
Value	Label	Cases	Percentage
0	遺漏值	482	44.9%
1	最好	249	23.2%
2	第二好	107	10.0%
3	第三好	54	5.0%
9	遺漏值	181	16.9%
Warning: these figures indicate the number of cases found in the data file. They cannot be interpreted as summary statistics of the population of interest.			
# <b>vg3_12: 3.</b> 就目前台灣私立大專院校的情況，您認為那三個學校辦得最好：中原大學			
Information	[Type= discrete] [Format=numeric] [Range= 0-9] [Missing=*]		
Statistics [NW/ W]	[Valid=1073 /-] [Invalid=0 /-]		
Value	Label	Cases	Percentage
0	遺漏值	652	60.8%
1	最好	83	7.7%
2	第二好	91	8.5%
3	第三好	66	6.2%
9	遺漏值	181	16.9%
Warning: these figures indicate the number of cases found in the data file. They cannot be interpreted as summary statistics of the population of interest.			
# <b>vg3_13: 3.</b> 就目前台灣私立大專院校的情況，您認為那三個學校辦得最好：元智工學院			
Information	[Type= discrete] [Format=numeric] [Range= 0-9] [Missing=*]		
Statistics [NW/ W]	[Valid=1073 /-] [Invalid=0 /-]		
Value	Label	Cases	Percentage
0	遺漏值	721	67.2%
1	最好	53	4.9%
2	第二好	58	5.4%
3	第三好	60	5.6%

# <b>vg3_13: 3.</b> 就目前台灣私立大專院校的情況，您認為那三個學校辦得最好：元智工學院			
<b>Value</b>	<b>Label</b>	<b>Cases</b>	<b>Percentage</b>
9	遺漏值	181	 16.9%
<i>Warning: these figures indicate the number of cases found in the data file. They cannot be interpreted as summary statistics of the population of interest.</i>			
# <b>vg3_14: 3.</b> 就目前台灣私立大專院校的情況，您認為那三個學校辦得最好：中華工學院			
<b>Information</b>	[Type= discrete] [Format=numeric] [Range= 0-9] [Missing=*]		
<b>Statistics [NW/ W]</b>	[Valid=1073 /-] [Invalid=0 /-]		
<b>Value</b>	<b>Label</b>	<b>Cases</b>	<b>Percentage</b>
0	遺漏值	889	 82.9%
1	最好	0	
2	第二好	3	0.3%
3	第三好	0	
9	遺漏值	181	 16.9%
<i>Warning: these figures indicate the number of cases found in the data file. They cannot be interpreted as summary statistics of the population of interest.</i>			
# <b>vg3_15: 3.</b> 就目前台灣私立大專院校的情況，您認為那三個學校辦得最好：中山醫學院			
<b>Information</b>	[Type= discrete] [Format=numeric] [Range= 0-9] [Missing=*]		
<b>Statistics [NW/ W]</b>	[Valid=1073 /-] [Invalid=0 /-]		
<b>Value</b>	<b>Label</b>	<b>Cases</b>	<b>Percentage</b>
0	遺漏值	887	 82.7%
1	最好	0	
2	第二好	2	0.2%
3	第三好	3	0.3%
9	遺漏值	181	 16.9%
<i>Warning: these figures indicate the number of cases found in the data file. They cannot be interpreted as summary statistics of the population of interest.</i>			
# <b>vg3_16: 3.</b> 就目前台灣私立大專院校的情況，您認為那三個學校辦得最好：中國醫藥學院			
<b>Information</b>	[Type= discrete] [Format=numeric] [Range= 0-9] [Missing=*]		
<b>Statistics [NW/ W]</b>	[Valid=1073 /-] [Invalid=0 /-]		
<b>Value</b>	<b>Label</b>	<b>Cases</b>	<b>Percentage</b>
0	遺漏值	884	 82.4%
1	最好	3	0.3%
2	第二好	3	0.3%
3	第三好	2	0.2%
9	遺漏值	181	 16.9%
<i>Warning: these figures indicate the number of cases found in the data file. They cannot be interpreted as summary statistics of the population of interest.</i>			
# <b>vg3_17: 3.</b> 就目前台灣私立大專院校的情況，您認為那三個學校辦得最好：東海大學			
<b>Information</b>	[Type= discrete] [Format=numeric] [Range= 0-9] [Missing=*]		
<b>Statistics [NW/ W]</b>	[Valid=1073 /-] [Invalid=0 /-]		
<b>Value</b>	<b>Label</b>	<b>Cases</b>	<b>Percentage</b>
0	遺漏值	440	 41.0%
1	最好	198	 18.5%
2	第二好	148	 13.8%
3	第三好	106	 9.9%
9	遺漏值	181	 16.9%
<i>Warning: these figures indicate the number of cases found in the data file. They cannot be interpreted as summary statistics of the population of interest.</i>			

# <b>vg3_18: 3.</b> 就目前台灣私立大專院校的情況，您認為那三個學校辦得最好：逢甲大學			
Information	[Type= discrete] [Format=numeric] [Range= 0-9] [Missing=*]		
Statistics [NW/ W]	[Valid=1073 /-] [Invalid=0 /-]		
Value	Label	Cases	Percentage
0	遺漏值	716	<div><div></div></div> 66.7%
1	最好	78	<div><div></div></div> 7.3%
2	第二好	49	<div><div></div></div> 4.6%
3	第三好	49	<div><div></div></div> 4.6%
9	遺漏值	181	<div><div></div></div> 16.9%
Warning: these figures indicate the number of cases found in the data file. They cannot be interpreted as summary statistics of the population of interest.			
# <b>vg3_19: 3.</b> 就目前台灣私立大專院校的情況，您認為那三個學校辦得最好：靜宜大學			
Information	[Type= discrete] [Format=numeric] [Range= 0-9] [Missing=*]		
Statistics [NW/ W]	[Valid=1073 /-] [Invalid=0 /-]		
Value	Label	Cases	Percentage
0	遺漏值	876	<div><div></div></div> 81.6%
1	最好	6	<div><div></div></div> 0.6%
2	第二好	3	<div><div></div></div> 0.3%
3	第三好	7	<div><div></div></div> 0.7%
9	遺漏值	181	<div><div></div></div> 16.9%
Warning: these figures indicate the number of cases found in the data file. They cannot be interpreted as summary statistics of the population of interest.			
# <b>vg3_20: 3.</b> 就目前台灣私立大專院校的情況，您認為那三個學校辦得最好：大葉工學院			
Information	[Type= discrete] [Format=numeric] [Range= 0-9] [Missing=*]		
Statistics [NW/ W]	[Valid=1073 /-] [Invalid=0 /-]		
Value	Label	Cases	Percentage
0	遺漏值	871	<div><div></div></div> 81.2%
1	最好	4	<div><div></div></div> 0.4%
2	第二好	8	<div><div></div></div> 0.7%
3	第三好	9	<div><div></div></div> 0.8%
9	遺漏值	181	<div><div></div></div> 16.9%
Warning: these figures indicate the number of cases found in the data file. They cannot be interpreted as summary statistics of the population of interest.			
# <b>vg3_21: 3.</b> 就目前台灣私立大專院校的情況，您認為那三個學校辦得最好：長榮管理學院			
Information	[Type= discrete] [Format=numeric] [Range= 0-9] [Missing=*]		
Statistics [NW/ W]	[Valid=1073 /-] [Invalid=0 /-]		
Value	Label	Cases	Percentage
0	遺漏值	877	<div><div></div></div> 81.7%
1	最好	2	<div><div></div></div> 0.2%
2	第二好	6	<div><div></div></div> 0.6%
3	第三好	7	<div><div></div></div> 0.7%
9	遺漏值	181	<div><div></div></div> 16.9%
Warning: these figures indicate the number of cases found in the data file. They cannot be interpreted as summary statistics of the population of interest.			
# <b>vg3_22: 3.</b> 就目前台灣私立大專院校的情況，您認為那三個學校辦得最好：高雄工學院			
Information	[Type= discrete] [Format=numeric] [Range= 0-9] [Missing=*]		
Statistics [NW/ W]	[Valid=1073 /-] [Invalid=0 /-]		

# **vg3\_22: 3.**就目前台灣私立大專院校的情況，您認為那三個學校辦得最好：高雄工學院

Value	Label	Cases	Percentage
0	遺漏值	887	<div><div></div></div> 82.7%
1	最好	1	0.1%
2	第二好	1	0.1%
3	第三好	3	0.3%
9	遺漏值	181	<div><div></div></div> 16.9%

*Warning: these figures indicate the number of cases found in the data file. They cannot be interpreted as summary statistics of the population of interest.*

# **vg3\_23: 3.**就目前台灣私立大專院校的情況，您認為那三個學校辦得最好：高雄醫學院

<b>Information</b>	[Type= discrete] [Format=numeric] [Range= 0-9] [Missing=*]
<b>Statistics [NW/ W]</b>	[Valid=1073 /-] [Invalid=0 /-]

Value	Label	Cases	Percentage
0	遺漏值	715	<div><div></div></div> 66.6%
1	最好	63	<div><div></div></div> 5.9%
2	第二好	61	<div><div></div></div> 5.7%
3	第三好	53	<div><div></div></div> 4.9%
9	遺漏值	181	<div><div></div></div> 16.9%

*Warning: these figures indicate the number of cases found in the data file. They cannot be interpreted as summary statistics of the population of interest.*

# **vg4\_1: 4.**就目前台灣私立大專院校的情況，您認為那三個學校辦得最差：大同工學院

<b>Information</b>	[Type= discrete] [Format=numeric] [Range= 0-9] [Missing=*]
<b>Statistics [NW/ W]</b>	[Valid=1073 /-] [Invalid=0 /-]

Value	Label	Cases	Percentage
0	遺漏值	617	<div><div></div></div> 57.5%
1	最差	6	<div><div></div></div> 0.6%
2	第二差	13	<div><div></div></div> 1.2%
3	第三差	11	<div><div></div></div> 1.0%
9	遺漏值	426	<div><div></div></div> 39.7%

*Warning: these figures indicate the number of cases found in the data file. They cannot be interpreted as summary statistics of the population of interest.*

# **vg4\_2: 4.**就目前台灣私立大專院校的情況，您認為那三個學校辦得最差：中國文化大學

<b>Information</b>	[Type= discrete] [Format=numeric] [Range= 0-9] [Missing=*]
<b>Statistics [NW/ W]</b>	[Valid=1073 /-] [Invalid=0 /-]

Value	Label	Cases	Percentage
0	遺漏值	173	<div><div></div></div> 16.1%
1	最差	341	<div><div></div></div> 31.8%
2	第二差	93	<div><div></div></div> 8.7%
3	第三差	40	<div><div></div></div> 3.7%
9	遺漏值	426	<div><div></div></div> 39.7%

*Warning: these figures indicate the number of cases found in the data file. They cannot be interpreted as summary statistics of the population of interest.*

# **vg4\_3: 4.**就目前台灣私立大專院校的情況，您認為那三個學校辦得最差：世界新聞傳播學院

<b>Information</b>	[Type= discrete] [Format=numeric] [Range= 0-9] [Missing=*]
<b>Statistics [NW/ W]</b>	[Valid=1073 /-] [Invalid=0 /-]

Value	Label	Cases	Percentage
0	遺漏值	564	<div><div></div></div> 52.6%
1	最差	27	<div><div></div></div> 2.5%

# <b>vg4_3: 4.</b> 就目前台灣私立大專院校的情況，您認為那三個學校辦得最差：世界新聞傳播學院			
Value	Label	Cases	Percentage
2	第二差	30	<div><div></div></div> 2.8%
3	第三差	26	<div><div></div></div> 2.4%
9	遺漏值	426	<div><div></div></div> 39.7%
Warning: these figures indicate the number of cases found in the data file. They cannot be interpreted as summary statistics of the population of interest.			
# <b>vg4_4: 4.</b> 就目前台灣私立大專院校的情況，您認為那三個學校辦得最差：台北醫學院			
Information	[Type= discrete] [Format=numeric] [Range= 0-9] [Missing=*]		
Statistics [NW/ W]	[Valid=1073 /-] [Invalid=0 /-]		
Value	Label	Cases	Percentage
0	遺漏值	493	<div><div></div></div> 45.9%
1	最差	59	<div><div></div></div> 5.5%
2	第二差	58	<div><div></div></div> 5.4%
3	第三差	37	<div><div></div></div> 3.4%
9	遺漏值	426	<div><div></div></div> 39.7%
Warning: these figures indicate the number of cases found in the data file. They cannot be interpreted as summary statistics of the population of interest.			
# <b>vg4_5: 4.</b> 就目前台灣私立大專院校的情況，您認為那三個學校辦得最差：東吳大學			
Information	[Type= discrete] [Format=numeric] [Range= 0-9] [Missing=*]		
Statistics [NW/ W]	[Valid=1073 /-] [Invalid=0 /-]		
Value	Label	Cases	Percentage
0	遺漏值	641	<div><div></div></div> 59.7%
1	最差	0	
2	第二差	4	<div><div></div></div> 0.4%
3	第三差	2	<div><div></div></div> 0.2%
9	遺漏值	426	<div><div></div></div> 39.7%
Warning: these figures indicate the number of cases found in the data file. They cannot be interpreted as summary statistics of the population of interest.			
# <b>vg4_6: 4.</b> 就目前台灣私立大專院校的情況，您認為那三個學校辦得最差：淡江大學			
Information	[Type= discrete] [Format=numeric] [Range= 0-9] [Missing=*]		
Statistics [NW/ W]	[Valid=1073 /-] [Invalid=0 /-]		
Value	Label	Cases	Percentage
0	遺漏值	557	<div><div></div></div> 51.9%
1	最差	18	<div><div></div></div> 1.7%
2	第二差	40	<div><div></div></div> 3.7%
3	第三差	32	<div><div></div></div> 3.0%
9	遺漏值	426	<div><div></div></div> 39.7%
Warning: these figures indicate the number of cases found in the data file. They cannot be interpreted as summary statistics of the population of interest.			
# <b>vg4_7: 4.</b> 就目前台灣私立大專院校的情況，您認為那三個學校辦得最差：華梵人文科技學院			
Information	[Type= discrete] [Format=numeric] [Range= 0-9] [Missing=*]		
Statistics [NW/ W]	[Valid=1073 /-] [Invalid=0 /-]		
Value	Label	Cases	Percentage
0	遺漏值	584	<div><div></div></div> 54.4%
1	最差	18	<div><div></div></div> 1.7%
2	第二差	26	<div><div></div></div> 2.4%
3	第三差	19	<div><div></div></div> 1.8%

# <b>vg4_7: 4.</b> 就目前台灣私立大專院校的情況，您認為那三個學校辦得最差：華梵人文科技學院			
Value	Label	Cases	Percentage
9	遺漏值	426	<div></div> 39.7%
<i>Warning: these figures indicate the number of cases found in the data file. They cannot be interpreted as summary statistics of the population of interest.</i>			
# <b>vg4_8: 4.</b> 就目前台灣私立大專院校的情況，您認為那三個學校辦得最差：輔仁大學			
Information	[Type= discrete] [Format=numeric] [Range= 0-9] [Missing=*]		
Statistics [NW/ W]	[Valid=1073 /-] [Invalid=0 /-]		
Value	Label	Cases	Percentage
0	遺漏值	637	<div></div> 59.4%
1	最差	2	<div></div> 0.2%
2	第二差	2	<div></div> 0.2%
3	第三差	6	<div></div> 0.6%
9	遺漏值	426	<div></div> 39.7%
<i>Warning: these figures indicate the number of cases found in the data file. They cannot be interpreted as summary statistics of the population of interest.</i>			

# <b>vg4_9: 4.</b> 就目前台灣私立大專院校的情況，您認為那三個學校辦得最差：銘傳管理學院			
Information	[Type= discrete] [Format=numeric] [Range= 0-9] [Missing=*]		
Statistics [NW/ W]	[Valid=1073 /-] [Invalid=0 /-]		
Value	Label	Cases	Percentage
0	遺漏值	581	<div><div></div></div> 54.1%
1	最差	15	<div><div></div></div> 1.4%
2	第二差	27	<div><div></div></div> 2.5%
3	第三差	24	<div><div></div></div> 2.2%
9	遺漏值	426	<div><div></div></div> 39.7%
Warning: these figures indicate the number of cases found in the data file. They cannot be interpreted as summary statistics of the population of interest.			
# <b>vg4_10: 4.</b> 就目前台灣私立大專院校的情況，您認為那三個學校辦得最差：實踐設計管理學院			
Information	[Type= discrete] [Format=numeric] [Range= 0-9] [Missing=*]		
Statistics [NW/ W]	[Valid=1073 /-] [Invalid=0 /-]		
Value	Label	Cases	Percentage
0	遺漏值	560	<div><div></div></div> 52.2%
1	最差	27	<div><div></div></div> 2.5%
2	第二差	31	<div><div></div></div> 2.9%
3	第三差	29	<div><div></div></div> 2.7%
9	遺漏值	426	<div><div></div></div> 39.7%
Warning: these figures indicate the number of cases found in the data file. They cannot be interpreted as summary statistics of the population of interest.			
# <b>vg4_11: 4.</b> 就目前台灣私立大專院校的情況，您認為那三個學校辦得最差：長庚醫學院暨工程學院			
Information	[Type= discrete] [Format=numeric] [Range= 0-9] [Missing=*]		
Statistics [NW/ W]	[Valid=1073 /-] [Invalid=0 /-]		
Value	Label	Cases	Percentage
0	遺漏值	640	<div><div></div></div> 59.6%
1	最差	3	<div><div></div></div> 0.3%
2	第二差	1	<div><div></div></div> 0.1%
3	第三差	3	<div><div></div></div> 0.3%
9	遺漏值	426	<div><div></div></div> 39.7%
Warning: these figures indicate the number of cases found in the data file. They cannot be interpreted as summary statistics of the population of interest.			
# <b>vg4_12: 4.</b> 就目前台灣私立大專院校的情況，您認為那三個學校辦得最差：中原大學			
Information	[Type= discrete] [Format=numeric] [Range= 0-9] [Missing=*]		
Statistics [NW/ W]	[Valid=1073 /-] [Invalid=0 /-]		
Value	Label	Cases	Percentage
0	遺漏值	638	<div><div></div></div> 59.5%
1	最差	4	<div><div></div></div> 0.4%
2	第二差	0	
3	第三差	5	<div><div></div></div> 0.5%
9	遺漏值	426	<div><div></div></div> 39.7%
Warning: these figures indicate the number of cases found in the data file. They cannot be interpreted as summary statistics of the population of interest.			
# <b>vg4_13: 4.</b> 就目前台灣私立大專院校的情況，您認為那三個學校辦得最差：元智工學院			
Information	[Type= discrete] [Format=numeric] [Range= 0-9] [Missing=*]		
Statistics [NW/ W]	[Valid=1073 /-] [Invalid=0 /-]		

# **vg4\_13: 4.**就目前台灣私立大專院校的情況，您認為那三個學校辦得最差：元智工學院

Value	Label	Cases	Percentage
0	遺漏值	622	<div><div></div></div> 58.0%
1	最差	9	<div><div></div></div> 0.8%
2	第二差	10	<div><div></div></div> 0.9%
3	第三差	6	<div><div></div></div> 0.6%
9	遺漏值	426	<div><div></div></div> 39.7%

*Warning: these figures indicate the number of cases found in the data file. They cannot be interpreted as summary statistics of the population of interest.*

# **vg4\_14: 4.**就目前台灣私立大專院校的情況，您認為那三個學校辦得最差：中華工學院

<b>Information</b>	[Type= discrete] [Format=numeric] [Range= 0-9] [Missing=*]
<b>Statistics [NW/ W]</b>	[Valid=1073 /-] [Invalid=0 /-]

Value	Label	Cases	Percentage
0	遺漏值	556	<div><div></div></div> 51.8%
1	最差	34	<div><div></div></div> 3.2%
2	第二差	29	<div><div></div></div> 2.7%
3	第三差	28	<div><div></div></div> 2.6%
9	遺漏值	426	<div><div></div></div> 39.7%

*Warning: these figures indicate the number of cases found in the data file. They cannot be interpreted as summary statistics of the population of interest.*

# **vg4\_15: 4.**就目前台灣私立大專院校的情況，您認為那三個學校辦得最差：中山醫學院

<b>Information</b>	[Type= discrete] [Format=numeric] [Range= 0-9] [Missing=*]
<b>Statistics [NW/ W]</b>	[Valid=1073 /-] [Invalid=0 /-]

Value	Label	Cases	Percentage
0	遺漏值	553	<div><div></div></div> 51.5%
1	最差	32	<div><div></div></div> 3.0%
2	第二差	35	<div><div></div></div> 3.3%
3	第三差	27	<div><div></div></div> 2.5%
9	遺漏值	426	<div><div></div></div> 39.7%

*Warning: these figures indicate the number of cases found in the data file. They cannot be interpreted as summary statistics of the population of interest.*

# **vg4\_16: 4.**就目前台灣私立大專院校的情況，您認為那三個學校辦得最差：中國醫藥學院

<b>Information</b>	[Type= discrete] [Format=numeric] [Range= 0-9] [Missing=*]
<b>Statistics [NW/ W]</b>	[Valid=1073 /-] [Invalid=0 /-]

Value	Label	Cases	Percentage
0	遺漏值	576	<div><div></div></div> 53.7%
1	最差	22	<div><div></div></div> 2.1%
2	第二差	30	<div><div></div></div> 2.8%
3	第三差	19	<div><div></div></div> 1.8%
9	遺漏值	426	<div><div></div></div> 39.7%

*Warning: these figures indicate the number of cases found in the data file. They cannot be interpreted as summary statistics of the population of interest.*

# **vg4\_17: 4.**就目前台灣私立大專院校的情況，您認為那三個學校辦得最差：東海大學

<b>Information</b>	[Type= discrete] [Format=numeric] [Range= 0-9] [Missing=*]
<b>Statistics [NW/ W]</b>	[Valid=1073 /-] [Invalid=0 /-]

Value	Label	Cases	Percentage
0	遺漏值	632	<div><div></div></div> 58.9%
1	最差	5	<div><div></div></div> 0.5%



# <b>vg4_17: 4.</b> 就目前台灣私立大專院校的情況，您認為那三個學校辦得最差：東海大學			
Value	Label	Cases	Percentage
2	第二差	6	0.6%
3	第三差	4	0.4%
9	遺漏值	426	39.7%
Warning: these figures indicate the number of cases found in the data file. They cannot be interpreted as summary statistics of the population of interest.			
# <b>vg4_18: 4.</b> 就目前台灣私立大專院校的情況，您認為那三個學校辦得最差：逢甲大學			
Information	[Type= discrete] [Format=numeric] [Range= 0-9] [Missing=*]		
Statistics [NW/ W]	[Valid=1073 /-] [Invalid=0 /-]		
Value	Label	Cases	Percentage
0	遺漏值	592	55.2%
1	最差	9	0.8%
2	第二差	32	3.0%
3	第三差	14	1.3%
9	遺漏值	426	39.7%
Warning: these figures indicate the number of cases found in the data file. They cannot be interpreted as summary statistics of the population of interest.			
# <b>vg4_19: 4.</b> 就目前台灣私立大專院校的情況，您認為那三個學校辦得最差：靜宜大學			
Information	[Type= discrete] [Format=numeric] [Range= 0-9] [Missing=*]		
Statistics [NW/ W]	[Valid=1073 /-] [Invalid=0 /-]		
Value	Label	Cases	Percentage
0	遺漏值	510	47.5%
1	最差	46	4.3%
2	第二差	50	4.7%
3	第三差	41	3.8%
9	遺漏值	426	39.7%
Warning: these figures indicate the number of cases found in the data file. They cannot be interpreted as summary statistics of the population of interest.			
# <b>vg4_20: 4.</b> 就目前台灣私立大專院校的情況，您認為那三個學校辦得最差：大葉工學院			
Information	[Type= discrete] [Format=numeric] [Range= 0-9] [Missing=*]		
Statistics [NW/ W]	[Valid=1073 /-] [Invalid=0 /-]		
Value	Label	Cases	Percentage
0	遺漏值	593	55.3%
1	最差	19	1.8%
2	第二差	13	1.2%
3	第三差	22	2.1%
9	遺漏值	426	39.7%
Warning: these figures indicate the number of cases found in the data file. They cannot be interpreted as summary statistics of the population of interest.			
# <b>vg4_21: 4.</b> 就目前台灣私立大專院校的情況，您認為那三個學校辦得最差：長榮管理學院			
Information	[Type= discrete] [Format=numeric] [Range= 0-9] [Missing=*]		
Statistics [NW/ W]	[Valid=1073 /-] [Invalid=0 /-]		
Value	Label	Cases	Percentage
0	遺漏值	630	58.7%
1	最差	5	0.5%
2	第二差	5	0.5%
3	第三差	7	0.7%

# <b>vg4_21: 4.</b> 就目前台灣私立大專院校的情況，您認為那三個學校辦得最差：長榮管理學院			
<b>Value</b>	<b>Label</b>	<b>Cases</b>	<b>Percentage</b>
9	遺漏值	426	39.7%
<i>Warning: these figures indicate the number of cases found in the data file. They cannot be interpreted as summary statistics of the population of interest.</i>			
# <b>vg4_22: 4.</b> 就目前台灣私立大專院校的情況，您認為那三個學校辦得最差：高雄工學院			
<b>Information</b>	[Type= discrete] [Format=numeric] [Range= 0-9] [Missing=*]		
<b>Statistics [NW/ W]</b>	[Valid=1073 /-] [Invalid=0 /-]		
<b>Value</b>	<b>Label</b>	<b>Cases</b>	<b>Percentage</b>
0	遺漏值	581	54.1%
1	最差	20	1.9%
2	第二差	22	2.1%
3	第三差	24	2.2%
9	遺漏值	426	39.7%
<i>Warning: these figures indicate the number of cases found in the data file. They cannot be interpreted as summary statistics of the population of interest.</i>			
# <b>vg4_23: 4.</b> 就目前台灣私立大專院校的情況，您認為那三個學校辦得最差：高雄醫學院			
<b>Information</b>	[Type= discrete] [Format=numeric] [Range= 0-9] [Missing=*]		
<b>Statistics [NW/ W]</b>	[Valid=1073 /-] [Invalid=0 /-]		
<b>Value</b>	<b>Label</b>	<b>Cases</b>	<b>Percentage</b>
0	遺漏值	631	58.8%
1	最差	5	0.5%
2	第二差	4	0.4%
3	第三差	7	0.7%
9	遺漏值	426	39.7%
<i>Warning: these figures indicate the number of cases found in the data file. They cannot be interpreted as summary statistics of the population of interest.</i>			
# <b>vg5_1: 5.</b> 未來十年後，您認為那三個學校會辦得最好：大同工學院			
<b>Information</b>	[Type= discrete] [Format=numeric] [Range= 0-9] [Missing=*]		
<b>Statistics [NW/ W]</b>	[Valid=1073 /-] [Invalid=0 /-]		
<b>Value</b>	<b>Label</b>	<b>Cases</b>	<b>Percentage</b>
0	遺漏值	691	64.4%
1	最好	8	0.7%
2	第二好	11	1.0%
3	第三好	18	1.7%
9	遺漏值	345	32.2%
<i>Warning: these figures indicate the number of cases found in the data file. They cannot be interpreted as summary statistics of the population of interest.</i>			
# <b>vg5_2: 5.</b> 未來十年後，您認為那三個學校會辦得最好：中國文化大學			
<b>Information</b>	[Type= discrete] [Format=numeric] [Range= 0-9] [Missing=*]		
<b>Statistics [NW/ W]</b>	[Valid=1073 /-] [Invalid=0 /-]		
<b>Value</b>	<b>Label</b>	<b>Cases</b>	<b>Percentage</b>
0	遺漏值	720	67.1%
1	最好	3	0.3%
2	第二好	1	0.1%
3	第三好	4	0.4%
9	遺漏值	345	32.2%
<i>Warning: these figures indicate the number of cases found in the data file. They cannot be interpreted as summary statistics of the population of interest.</i>			

# <b>vg5_3: 5.</b> 未來十年後，您認為那三個學校會辦得最好：世界新聞傳播學院			
Information	[Type= discrete] [Format=numeric] [Range= 0-9] [Missing=*]		
Statistics [NW/ W]	[Valid=1073 /-] [Invalid=0 /-]		
Value	Label	Cases	Percentage
0	遺漏值	700	<div><div></div></div> 65.2%
1	最好	9	<div><div></div></div> 0.8%
2	第二好	12	<div><div></div></div> 1.1%
3	第三好	7	<div><div></div></div> 0.7%
9	遺漏值	345	<div><div></div></div> 32.2%
Warning: these figures indicate the number of cases found in the data file. They cannot be interpreted as summary statistics of the population of interest.			
# <b>vg5_4: 5.</b> 未來十年後，您認為那三個學校會辦得最好：台北醫學院			
Information	[Type= discrete] [Format=numeric] [Range= 0-9] [Missing=*]		
Statistics [NW/ W]	[Valid=1073 /-] [Invalid=0 /-]		
Value	Label	Cases	Percentage
0	遺漏值	693	<div><div></div></div> 64.6%
1	最好	12	<div><div></div></div> 1.1%
2	第二好	12	<div><div></div></div> 1.1%
3	第三好	11	<div><div></div></div> 1.0%
9	遺漏值	345	<div><div></div></div> 32.2%
Warning: these figures indicate the number of cases found in the data file. They cannot be interpreted as summary statistics of the population of interest.			
# <b>vg5_5: 5.</b> 未來十年後，您認為那三個學校會辦得最好：東吳大學			
Information	[Type= discrete] [Format=numeric] [Range= 0-9] [Missing=*]		
Statistics [NW/ W]	[Valid=1073 /-] [Invalid=0 /-]		
Value	Label	Cases	Percentage
0	遺漏值	630	<div><div></div></div> 58.7%
1	最好	28	<div><div></div></div> 2.6%
2	第二好	27	<div><div></div></div> 2.5%
3	第三好	43	<div><div></div></div> 4.0%
9	遺漏值	345	<div><div></div></div> 32.2%
Warning: these figures indicate the number of cases found in the data file. They cannot be interpreted as summary statistics of the population of interest.			
# <b>vg5_6: 5.</b> 未來十年後，您認為那三個學校會辦得最好：淡江大學			
Information	[Type= discrete] [Format=numeric] [Range= 0-9] [Missing=*]		
Statistics [NW/ W]	[Valid=1073 /-] [Invalid=0 /-]		
Value	Label	Cases	Percentage
0	遺漏值	634	<div><div></div></div> 59.1%
1	最好	43	<div><div></div></div> 4.0%
2	第二好	15	<div><div></div></div> 1.4%
3	第三好	36	<div><div></div></div> 3.4%
9	遺漏值	345	<div><div></div></div> 32.2%
Warning: these figures indicate the number of cases found in the data file. They cannot be interpreted as summary statistics of the population of interest.			
# <b>vg5_7: 5.</b> 未來十年後，您認為那三個學校會辦得最好：華梵人文科技學院			
Information	[Type= discrete] [Format=numeric] [Range= 0-9] [Missing=*]		
Statistics [NW/ W]	[Valid=1073 /-] [Invalid=0 /-]		

# **vg5\_7: 5.**未來十年後，您認為那三個學校會辦得最好：華梵人文科技學院

Value	Label	Cases	Percentage
0	遺漏值	686	<div><div></div></div> 63.9%
1	最好	17	<div><div></div></div> 1.6%
2	第二好	11	<div><div></div></div> 1.0%
3	第三好	14	<div><div></div></div> 1.3%
9	遺漏值	345	<div><div></div></div> 32.2%

*Warning: these figures indicate the number of cases found in the data file. They cannot be interpreted as summary statistics of the population of interest.*

# **vg5\_8: 5.**未來十年後，您認為那三個學校會辦得最好：輔仁大學

<b>Information</b>	[Type= discrete] [Format=numeric] [Range= 0-9] [Missing=*]
<b>Statistics [NW/ W]</b>	[Valid=1073 /-] [Invalid=0 /-]

Value	Label	Cases	Percentage
0	遺漏值	554	<div><div></div></div> 51.6%
1	最好	67	<div><div></div></div> 6.2%
2	第二好	62	<div><div></div></div> 5.8%
3	第三好	45	<div><div></div></div> 4.2%
9	遺漏值	345	<div><div></div></div> 32.2%

*Warning: these figures indicate the number of cases found in the data file. They cannot be interpreted as summary statistics of the population of interest.*

# **vg5\_9: 5.**未來十年後，您認為那三個學校會辦得最好：銘傳管理學院

<b>Information</b>	[Type= discrete] [Format=numeric] [Range= 0-9] [Missing=*]
<b>Statistics [NW/ W]</b>	[Valid=1073 /-] [Invalid=0 /-]

Value	Label	Cases	Percentage
0	遺漏值	710	<div><div></div></div> 66.2%
1	最好	5	<div><div></div></div> 0.5%
2	第二好	7	<div><div></div></div> 0.7%
3	第三好	6	<div><div></div></div> 0.6%
9	遺漏值	345	<div><div></div></div> 32.2%

*Warning: these figures indicate the number of cases found in the data file. They cannot be interpreted as summary statistics of the population of interest.*

# **vg5\_10: 5.**未來十年後，您認為那三個學校會辦得最好：實踐設計管理學院

<b>Information</b>	[Type= discrete] [Format=numeric] [Range= 0-9] [Missing=*]
<b>Statistics [NW/ W]</b>	[Valid=1073 /-] [Invalid=0 /-]

Value	Label	Cases	Percentage
0	遺漏值	709	<div><div></div></div> 66.1%
1	最好	9	<div><div></div></div> 0.8%
2	第二好	7	<div><div></div></div> 0.7%
3	第三好	3	<div><div></div></div> 0.3%
9	遺漏值	345	<div><div></div></div> 32.2%

*Warning: these figures indicate the number of cases found in the data file. They cannot be interpreted as summary statistics of the population of interest.*

# **vg5\_11: 5.**未來十年後，您認為那三個學校會辦得最好：長庚醫學院暨工程學院

<b>Information</b>	[Type= discrete] [Format=numeric] [Range= 0-9] [Missing=*]
<b>Statistics [NW/ W]</b>	[Valid=1073 /-] [Invalid=0 /-]

Value	Label	Cases	Percentage
0	遺漏值	249	<div><div></div></div> 23.2%
1	最好	319	<div><div></div></div> 29.7%

# <b>vg5_11: 5.</b> 未來十年後，您認為那三個學校會辦得最好：長庚醫學院暨工程學院			
Value	Label	Cases	Percentage
2	第二好	102	<div><div></div></div> 9.5%
3	第三好	58	<div><div></div></div> 5.4%
9	遺漏值	345	<div><div></div></div> 32.2%
Warning: these figures indicate the number of cases found in the data file. They cannot be interpreted as summary statistics of the population of interest.			
# <b>vg5_12: 5.</b> 未來十年後，您認為那三個學校會辦得最好：中原大學			
Information	[Type= discrete] [Format=numeric] [Range= 0-9] [Missing=*]		
Statistics [NW/ W]	[Valid=1073 /-] [Invalid=0 /-]		
Value	Label	Cases	Percentage
0	遺漏值	564	<div><div></div></div> 52.6%
1	最好	64	<div><div></div></div> 6.0%
2	第二好	54	<div><div></div></div> 5.0%
3	第三好	46	<div><div></div></div> 4.3%
9	遺漏值	345	<div><div></div></div> 32.2%
Warning: these figures indicate the number of cases found in the data file. They cannot be interpreted as summary statistics of the population of interest.			
# <b>vg5_13: 5.</b> 未來十年後，您認為那三個學校會辦得最好：元智工學院			
Information	[Type= discrete] [Format=numeric] [Range= 0-9] [Missing=*]		
Statistics [NW/ W]	[Valid=1073 /-] [Invalid=0 /-]		
Value	Label	Cases	Percentage
0	遺漏值	570	<div><div></div></div> 53.1%
1	最好	44	<div><div></div></div> 4.1%
2	第二好	72	<div><div></div></div> 6.7%
3	第三好	42	<div><div></div></div> 3.9%
9	遺漏值	345	<div><div></div></div> 32.2%
Warning: these figures indicate the number of cases found in the data file. They cannot be interpreted as summary statistics of the population of interest.			
# <b>vg5_14: 5.</b> 未來十年後，您認為那三個學校會辦得最好：中華工學院			
Information	[Type= discrete] [Format=numeric] [Range= 0-9] [Missing=*]		
Statistics [NW/ W]	[Valid=1073 /-] [Invalid=0 /-]		
Value	Label	Cases	Percentage
0	遺漏值	721	<div><div></div></div> 67.2%
1	最好	4	<div><div></div></div> 0.4%
2	第二好	1	<div><div></div></div> 0.1%
3	第三好	2	<div><div></div></div> 0.2%
9	遺漏值	345	<div><div></div></div> 32.2%
Warning: these figures indicate the number of cases found in the data file. They cannot be interpreted as summary statistics of the population of interest.			
# <b>vg5_15: 5.</b> 未來十年後，您認為那三個學校會辦得最好：中山醫學院			
Information	[Type= discrete] [Format=numeric] [Range= 0-9] [Missing=*]		
Statistics [NW/ W]	[Valid=1073 /-] [Invalid=0 /-]		
Value	Label	Cases	Percentage
0	遺漏值	719	<div><div></div></div> 67.0%
1	最好	3	<div><div></div></div> 0.3%
2	第二好	1	<div><div></div></div> 0.1%
3	第三好	5	<div><div></div></div> 0.5%

# <b>vg5_15: 5.</b> 未來十年後，您認為那三個學校會辦得最好：中山醫學院			
Value	Label	Cases	Percentage
9	遺漏值	345	<div></div> 32.2%
Warning: these figures indicate the number of cases found in the data file. They cannot be interpreted as summary statistics of the population of interest.			
# <b>vg5_16: 5.</b> 未來十年後，您認為那三個學校會辦得最好：中國醫藥學院			
Information	[Type= discrete] [Format=numeric] [Range= 0-9] [Missing=*]		
Statistics [NW/ W]	[Valid=1073 /-] [Invalid=0 /-]		
Value	Label	Cases	Percentage
0	遺漏值	722	<div></div> 67.3%
1	最好	2	<div></div> 0.2%
2	第二好	2	<div></div> 0.2%
3	第三好	2	<div></div> 0.2%
9	遺漏值	345	<div></div> 32.2%
Warning: these figures indicate the number of cases found in the data file. They cannot be interpreted as summary statistics of the population of interest.			
# <b>vg5_17: 5.</b> 未來十年後，您認為那三個學校會辦得最好：東海大學			
Information	[Type= discrete] [Format=numeric] [Range= 0-9] [Missing=*]		
Statistics [NW/ W]	[Valid=1073 /-] [Invalid=0 /-]		
Value	Label	Cases	Percentage
0	遺漏值	445	<div></div> 41.5%
1	最好	110	<div></div> 10.3%
2	第二好	84	<div></div> 7.8%
3	第三好	89	<div></div> 8.3%
9	遺漏值	345	<div></div> 32.2%
Warning: these figures indicate the number of cases found in the data file. They cannot be interpreted as summary statistics of the population of interest.			
# <b>vg5_18: 5.</b> 未來十年後，您認為那三個學校會辦得最好：逢甲大學			
Information	[Type= discrete] [Format=numeric] [Range= 0-9] [Missing=*]		
Statistics [NW/ W]	[Valid=1073 /-] [Invalid=0 /-]		
Value	Label	Cases	Percentage
0	遺漏值	571	<div></div> 53.2%
1	最好	66	<div></div> 6.2%
2	第二好	52	<div></div> 4.8%
3	第三好	39	<div></div> 3.6%
9	遺漏值	345	<div></div> 32.2%
Warning: these figures indicate the number of cases found in the data file. They cannot be interpreted as summary statistics of the population of interest.			
# <b>vg5_19: 5.</b> 未來十年後，您認為那三個學校會辦得最好：靜宜大學			
Information	[Type= discrete] [Format=numeric] [Range= 0-9] [Missing=*]		
Statistics [NW/ W]	[Valid=1073 /-] [Invalid=0 /-]		
Value	Label	Cases	Percentage
0	遺漏值	714	<div></div> 66.5%
1	最好	4	<div></div> 0.4%
2	第二好	5	<div></div> 0.5%
3	第三好	5	<div></div> 0.5%
9	遺漏值	345	<div></div> 32.2%
Warning: these figures indicate the number of cases found in the data file. They cannot be interpreted as summary statistics of the population of interest.			

# <b>vg5_20: 5.</b> 未來十年後，您認為那三個學校會辦得最好：大葉工學院			
Information	[Type= discrete] [Format=numeric] [Range= 0-9] [Missing=*]		
Statistics [NW/ W]	[Valid=1073 /-] [Invalid=0 /-]		
Value	Label	Cases	Percentage
0	遺漏值	703	<div><div></div></div> 65.5%
1	最好	7	<div><div></div></div> 0.7%
2	第二好	5	<div><div></div></div> 0.5%
3	第三好	13	<div><div></div></div> 1.2%
9	遺漏值	345	<div><div></div></div> 32.2%
Warning: these figures indicate the number of cases found in the data file. They cannot be interpreted as summary statistics of the population of interest.			
# <b>vg5_21: 5.</b> 未來十年後，您認為那三個學校會辦得最好：長榮管理學院			
Information	[Type= discrete] [Format=numeric] [Range= 0-9] [Missing=*]		
Statistics [NW/ W]	[Valid=1073 /-] [Invalid=0 /-]		
Value	Label	Cases	Percentage
0	遺漏值	617	<div><div></div></div> 57.5%
1	最好	16	<div><div></div></div> 1.5%
2	第二好	49	<div><div></div></div> 4.6%
3	第三好	46	<div><div></div></div> 4.3%
9	遺漏值	345	<div><div></div></div> 32.2%
Warning: these figures indicate the number of cases found in the data file. They cannot be interpreted as summary statistics of the population of interest.			
# <b>vg5_22: 5.</b> 未來十年後，您認為那三個學校會辦得最好：高雄工學院			
Information	[Type= discrete] [Format=numeric] [Range= 0-9] [Missing=*]		
Statistics [NW/ W]	[Valid=1073 /-] [Invalid=0 /-]		
Value	Label	Cases	Percentage
0	遺漏值	718	<div><div></div></div> 66.9%
1	最好	2	<div><div></div></div> 0.2%
2	第二好	3	<div><div></div></div> 0.3%
3	第三好	5	<div><div></div></div> 0.5%
9	遺漏值	345	<div><div></div></div> 32.2%
Warning: these figures indicate the number of cases found in the data file. They cannot be interpreted as summary statistics of the population of interest.			
# <b>vg5_23: 5.</b> 未來十年後，您認為那三個學校會辦得最好：高雄醫學院			
Information	[Type= discrete] [Format=numeric] [Range= 0-9] [Missing=*]		
Statistics [NW/ W]	[Valid=1073 /-] [Invalid=0 /-]		
Value	Label	Cases	Percentage
0	遺漏值	615	<div><div></div></div> 57.3%
1	最好	34	<div><div></div></div> 3.2%
2	第二好	47	<div><div></div></div> 4.4%
3	第三好	32	<div><div></div></div> 3.0%
9	遺漏值	345	<div><div></div></div> 32.2%
Warning: these figures indicate the number of cases found in the data file. They cannot be interpreted as summary statistics of the population of interest.			
# <b>card6: 卡號六</b>			
Information	[Type= discrete] [Format=numeric] [Range= 6-6] [Missing=*]		
Statistics [NW/ W]	[Valid=1073 /-] [Invalid=0 /-] [Mean=6 /-] [StdDev=0 /-]		

# card6: 卡號六			
Value	Label	Cases	Percentage
6		1073	<div></div> 100.0%
Warning: these figures indicate the number of cases found in the data file. They cannot be interpreted as summary statistics of the population of interest.			
# school6: 您目前服務的學校是？			
Information	[Type= discrete] [Format=numeric] [Range= 1-11] [Missing=*]		
Statistics [NW/ W]	[Valid=1073 /-] [Invalid=0 /-]		
Value	Label	Cases	Percentage
1	輔仁大學	144	<div></div> 13.4%
2	淡江大學	149	<div></div> 13.9%
3	世界新聞傳播學院	48	<div></div> 4.5%
4	台北醫學院	57	<div></div> 5.3%
5	實踐設計管理學院	25	<div></div> 2.3%
6	元智工學院	35	<div></div> 3.3%
7	長庚醫學院暨工學院	47	<div></div> 4.4%
8	中原大學	104	<div></div> 9.7%
9	逢甲大學	201	<div></div> 18.7%
10	東海大學	148	<div></div> 13.8%
11	高雄醫學院	115	<div></div> 10.7%
Warning: these figures indicate the number of cases found in the data file. They cannot be interpreted as summary statistics of the population of interest.			
# vg6_1: 6.未來十年後，您認為那三個學校可能辦得最差：大同工學院			
Information	[Type= discrete] [Format=numeric] [Range= 0-9] [Missing=*]		
Statistics [NW/ W]	[Valid=1073 /-] [Invalid=0 /-]		
Value	Label	Cases	Percentage
0	遺漏值	473	<div></div> 44.1%
1	最差	12	<div></div> 1.1%
2	第二差	9	<div></div> 0.8%
3	第三差	9	<div></div> 0.8%
9	遺漏值	570	<div></div> 53.1%
Warning: these figures indicate the number of cases found in the data file. They cannot be interpreted as summary statistics of the population of interest.			
# vg6_2: 6.未來十年後，您認為那三個學校可能辦得最差：中國文化大學			
Information	[Type= discrete] [Format=numeric] [Range= 0-9] [Missing=*]		
Statistics [NW/ W]	[Valid=1073 /-] [Invalid=0 /-]		
Value	Label	Cases	Percentage
0	遺漏值	166	<div></div> 15.5%
1	最差	239	<div></div> 22.3%
2	第二差	62	<div></div> 5.8%
3	第三差	36	<div></div> 3.4%
9	遺漏值	570	<div></div> 53.1%
Warning: these figures indicate the number of cases found in the data file. They cannot be interpreted as summary statistics of the population of interest.			
# vg6_3: 6.未來十年後，您認為那三個學校可能辦得最差：世界新聞傳播學院			
Information	[Type= discrete] [Format=numeric] [Range= 0-9] [Missing=*]		
Statistics [NW/ W]	[Valid=1073 /-] [Invalid=0 /-]		



# <b>vg6_3: 6.</b> 未來十年後，您認為那三個學校可能辦得最差：世界新聞傳播學院			
Value	Label	Cases	Percentage
0	遺漏值	441	<div></div> 41.1%
1	最差	18	<div></div> 1.7%
2	第二差	31	<div></div> 2.9%
3	第三差	13	<div></div> 1.2%
9	遺漏值	570	<div></div> 53.1%
Warning: these figures indicate the number of cases found in the data file. They cannot be interpreted as summary statistics of the population of interest.			
# <b>vg6_4: 6.</b> 未來十年後，您認為那三個學校可能辦得最差：台北醫學院			
Information	[Type= discrete] [Format=numeric] [Range= 0-9] [Missing=*]		
Statistics [NW/ W]	[Valid=1073 /-] [Invalid=0 /-]		
Value	Label	Cases	Percentage
0	遺漏值	413	<div></div> 38.5%
1	最差	29	<div></div> 2.7%
2	第二差	30	<div></div> 2.8%
3	第三差	31	<div></div> 2.9%
9	遺漏值	570	<div></div> 53.1%
Warning: these figures indicate the number of cases found in the data file. They cannot be interpreted as summary statistics of the population of interest.			
# <b>vg6_5: 6.</b> 未來十年後，您認為那三個學校可能辦得最差：東吳大學			
Information	[Type= discrete] [Format=numeric] [Range= 0-9] [Missing=*]		
Statistics [NW/ W]	[Valid=1073 /-] [Invalid=0 /-]		
Value	Label	Cases	Percentage
0	遺漏值	498	<div></div> 46.4%
1	最差	0	
2	第二差	1	<div></div> 0.1%
3	第三差	4	<div></div> 0.4%
9	遺漏值	570	<div></div> 53.1%
Warning: these figures indicate the number of cases found in the data file. They cannot be interpreted as summary statistics of the population of interest.			
# <b>vg6_6: 6.</b> 未來十年後，您認為那三個學校可能辦得最差：淡江大學			
Information	[Type= discrete] [Format=numeric] [Range= 0-9] [Missing=*]		
Statistics [NW/ W]	[Valid=1073 /-] [Invalid=0 /-]		
Value	Label	Cases	Percentage
0	遺漏值	441	<div></div> 41.1%
1	最差	12	<div></div> 1.1%
2	第二差	33	<div></div> 3.1%
3	第三差	17	<div></div> 1.6%
9	遺漏值	570	<div></div> 53.1%
Warning: these figures indicate the number of cases found in the data file. They cannot be interpreted as summary statistics of the population of interest.			
# <b>vg6_7: 6.</b> 未來十年後，您認為那三個學校可能辦得最差：華梵人文科技學院			
Information	[Type= discrete] [Format=numeric] [Range= 0-9] [Missing=*]		
Statistics [NW/ W]	[Valid=1073 /-] [Invalid=0 /-]		
Value	Label	Cases	Percentage
0	遺漏值	432	<div></div> 40.3%
1	最差	25	<div></div> 2.3%

# **vg6\_7: 6.**未來十年後，您認為那三個學校可能辦得最差：華梵人文科技學院

Value	Label	Cases	Percentage
2	第二差	25	<div><div></div></div> 2.3%
3	第三差	21	<div><div></div></div> 2.0%
9	遺漏值	570	<div><div></div></div> 53.1%

*Warning: these figures indicate the number of cases found in the data file. They cannot be interpreted as summary statistics of the population of interest.*

# **vg6\_8: 6.**未來十年後，您認為那三個學校可能辦得最差：輔仁大學

Information	[Type= discrete] [Format=numeric] [Range= 0-9] [Missing=*]
Statistics [NW/ W]	[Valid=1073 /-] [Invalid=0 /-]

Value	Label	Cases	Percentage
0	遺漏值	496	<div><div></div></div> 46.2%
1	最差	2	<div><div></div></div> 0.2%
2	第二差	4	<div><div></div></div> 0.4%
3	第三差	1	<div><div></div></div> 0.1%
9	遺漏值	570	<div><div></div></div> 53.1%

*Warning: these figures indicate the number of cases found in the data file. They cannot be interpreted as summary statistics of the population of interest.*

# **vg6\_9: 6.**未來十年後，您認為那三個學校可能辦得最差：銘傳管理學院

Information	[Type= discrete] [Format=numeric] [Range= 0-9] [Missing=*]
Statistics [NW/ W]	[Valid=1073 /-] [Invalid=0 /-]

Value	Label	Cases	Percentage
0	遺漏值	441	<div><div></div></div> 41.1%
1	最差	18	<div><div></div></div> 1.7%
2	第二差	23	<div><div></div></div> 2.1%
3	第三差	21	<div><div></div></div> 2.0%
9	遺漏值	570	<div><div></div></div> 53.1%

*Warning: these figures indicate the number of cases found in the data file. They cannot be interpreted as summary statistics of the population of interest.*

# **vg6\_10: 6.**未來十年後，您認為那三個學校可能辦得最差：實踐設計管理學院

Information	[Type= discrete] [Format=numeric] [Range= 0-9] [Missing=*]
Statistics [NW/ W]	[Valid=1073 /-] [Invalid=0 /-]

Value	Label	Cases	Percentage
0	遺漏值	423	<div><div></div></div> 39.4%
1	最差	21	<div><div></div></div> 2.0%
2	第二差	32	<div><div></div></div> 3.0%
3	第三差	27	<div><div></div></div> 2.5%
9	遺漏值	570	<div><div></div></div> 53.1%

*Warning: these figures indicate the number of cases found in the data file. They cannot be interpreted as summary statistics of the population of interest.*

# <b>vg6_11: 6.</b> 未來十年後，您認為那三個學校可能辦得最差：長庚醫學院暨工程學院			
Information	[Type= discrete] [Format=numeric] [Range= 0-9] [Missing=*]		
Statistics [NW/ W]	[Valid=1073 /-] [Invalid=0 /-]		
Value	Label	Cases	Percentage
0	遺漏值	499	<div><div></div></div> 46.5%
1	最差	1	<div><div></div></div> 0.1%
2	第二差	1	<div><div></div></div> 0.1%
3	第三差	2	<div><div></div></div> 0.2%
9	遺漏值	570	<div><div></div></div> 53.1%
Warning: these figures indicate the number of cases found in the data file. They cannot be interpreted as summary statistics of the population of interest.			
# <b>vg6_12: 6.</b> 未來十年後，您認為那三個學校可能辦得最差：中原大學			
Information	[Type= discrete] [Format=numeric] [Range= 0-9] [Missing=*]		
Statistics [NW/ W]	[Valid=1073 /-] [Invalid=0 /-]		
Value	Label	Cases	Percentage
0	遺漏值	498	<div><div></div></div> 46.4%
1	最差	2	<div><div></div></div> 0.2%
2	第二差	0	<div><div></div></div>
3	第三差	3	<div><div></div></div> 0.3%
9	遺漏值	570	<div><div></div></div> 53.1%
Warning: these figures indicate the number of cases found in the data file. They cannot be interpreted as summary statistics of the population of interest.			
# <b>vg6_13: 6.</b> 未來十年後，您認為那三個學校可能辦得最差：元智工學院			
Information	[Type= discrete] [Format=numeric] [Range= 0-9] [Missing=*]		
Statistics [NW/ W]	[Valid=1073 /-] [Invalid=0 /-]		
Value	Label	Cases	Percentage
0	遺漏值	470	<div><div></div></div> 43.8%
1	最差	7	<div><div></div></div> 0.7%
2	第二差	14	<div><div></div></div> 1.3%
3	第三差	12	<div><div></div></div> 1.1%
9	遺漏值	570	<div><div></div></div> 53.1%
Warning: these figures indicate the number of cases found in the data file. They cannot be interpreted as summary statistics of the population of interest.			
# <b>vg6_14: 6.</b> 未來十年後，您認為那三個學校可能辦得最差：中華工學院			
Information	[Type= discrete] [Format=numeric] [Range= 0-9] [Missing=*]		
Statistics [NW/ W]	[Valid=1073 /-] [Invalid=0 /-]		
Value	Label	Cases	Percentage
0	遺漏值	400	<div><div></div></div> 37.3%
1	最差	31	<div><div></div></div> 2.9%
2	第二差	36	<div><div></div></div> 3.4%
3	第三差	36	<div><div></div></div> 3.4%
9	遺漏值	570	<div><div></div></div> 53.1%
Warning: these figures indicate the number of cases found in the data file. They cannot be interpreted as summary statistics of the population of interest.			
# <b>vg6_15: 6.</b> 未來十年後，您認為那三個學校可能辦得最差：中山醫學院			
Information	[Type= discrete] [Format=numeric] [Range= 0-9] [Missing=*]		
Statistics [NW/ W]	[Valid=1073 /-] [Invalid=0 /-]		

# <b>vg6_15: 6.</b> 未來十年後，您認為那三個學校可能辦得最差：中山醫學院			
Value	Label	Cases	Percentage
0	遺漏值	423	<div><div></div></div> 39.4%
1	最差	29	<div><div></div></div> 2.7%
2	第二差	26	<div><div></div></div> 2.4%
3	第三差	25	<div><div></div></div> 2.3%
9	遺漏值	570	<div><div></div></div> 53.1%
Warning: these figures indicate the number of cases found in the data file. They cannot be interpreted as summary statistics of the population of interest.			
# <b>vg6_16: 6.</b> 未來十年後，您認為那三個學校可能辦得最差：中國醫藥學院			
Information	[Type= discrete] [Format=numeric] [Range= 0-9] [Missing=*]		
Statistics [NW/ W]	[Valid=1073 /-] [Invalid=0 /-]		
Value	Label	Cases	Percentage
0	遺漏值	441	<div><div></div></div> 41.1%
1	最差	19	<div><div></div></div> 1.8%
2	第二差	23	<div><div></div></div> 2.1%
3	第三差	20	<div><div></div></div> 1.9%
9	遺漏值	570	<div><div></div></div> 53.1%
Warning: these figures indicate the number of cases found in the data file. They cannot be interpreted as summary statistics of the population of interest.			
# <b>vg6_17: 6.</b> 未來十年後，您認為那三個學校可能辦得最差：東海大學			
Information	[Type= discrete] [Format=numeric] [Range= 0-9] [Missing=*]		
Statistics [NW/ W]	[Valid=1073 /-] [Invalid=0 /-]		
Value	Label	Cases	Percentage
0	遺漏值	490	<div><div></div></div> 45.7%
1	最差	6	<div><div></div></div> 0.6%
2	第二差	2	<div><div></div></div> 0.2%
3	第三差	5	<div><div></div></div> 0.5%
9	遺漏值	570	<div><div></div></div> 53.1%
Warning: these figures indicate the number of cases found in the data file. They cannot be interpreted as summary statistics of the population of interest.			
# <b>vg6_18: 6.</b> 未來十年後，您認為那三個學校可能辦得最差：逢甲大學			
Information	[Type= discrete] [Format=numeric] [Range= 0-9] [Missing=*]		
Statistics [NW/ W]	[Valid=1073 /-] [Invalid=0 /-]		
Value	Label	Cases	Percentage
0	遺漏值	470	<div><div></div></div> 43.8%
1	最差	6	<div><div></div></div> 0.6%
2	第二差	10	<div><div></div></div> 0.9%
3	第三差	17	<div><div></div></div> 1.6%
9	遺漏值	570	<div><div></div></div> 53.1%
Warning: these figures indicate the number of cases found in the data file. They cannot be interpreted as summary statistics of the population of interest.			
# <b>vg6_19: 6.</b> 未來十年後，您認為那三個學校可能辦得最差：靜宜大學			
Information	[Type= discrete] [Format=numeric] [Range= 0-9] [Missing=*]		
Statistics [NW/ W]	[Valid=1073 /-] [Invalid=0 /-]		
Value	Label	Cases	Percentage
0	遺漏值	412	<div><div></div></div> 38.4%
1	最差	29	<div><div></div></div> 2.7%

# <b>vg6_19: 6.</b> 未來十年後，您認為那三個學校可能辦得最差：靜宜大學			
Value	Label	Cases	Percentage
2	第二差	31	<div><div></div></div> 2.9%
3	第三差	31	<div><div></div></div> 2.9%
9	遺漏值	570	<div><div></div></div> 53.1%
Warning: these figures indicate the number of cases found in the data file. They cannot be interpreted as summary statistics of the population of interest.			
# <b>vg6_20: 6.</b> 未來十年後，您認為那三個學校可能辦得最差：大葉工學院			
Information	[Type= discrete] [Format=numeric] [Range= 0-9] [Missing=*]		
Statistics [NW/ W]	[Valid=1073 /-] [Invalid=0 /-]		
Value	Label	Cases	Percentage
0	遺漏值	446	<div><div></div></div> 41.6%
1	最差	15	<div><div></div></div> 1.4%
2	第二差	24	<div><div></div></div> 2.2%
3	第三差	18	<div><div></div></div> 1.7%
9	遺漏值	570	<div><div></div></div> 53.1%
Warning: these figures indicate the number of cases found in the data file. They cannot be interpreted as summary statistics of the population of interest.			
# <b>vg6_21: 6.</b> 未來十年後，您認為那三個學校可能辦得最差：長榮管理學院			
Information	[Type= discrete] [Format=numeric] [Range= 0-9] [Missing=*]		
Statistics [NW/ W]	[Valid=1073 /-] [Invalid=0 /-]		
Value	Label	Cases	Percentage
0	遺漏值	491	<div><div></div></div> 45.8%
1	最差	4	<div><div></div></div> 0.4%
2	第二差	5	<div><div></div></div> 0.5%
3	第三差	3	<div><div></div></div> 0.3%
9	遺漏值	570	<div><div></div></div> 53.1%
Warning: these figures indicate the number of cases found in the data file. They cannot be interpreted as summary statistics of the population of interest.			
# <b>vg6_22: 6.</b> 未來十年後，您認為那三個學校可能辦得最差：高雄工學院			
Information	[Type= discrete] [Format=numeric] [Range= 0-9] [Missing=*]		
Statistics [NW/ W]	[Valid=1073 /-] [Invalid=0 /-]		
Value	Label	Cases	Percentage
0	遺漏值	441	<div><div></div></div> 41.1%
1	最差	22	<div><div></div></div> 2.1%
2	第二差	18	<div><div></div></div> 1.7%
3	第三差	22	<div><div></div></div> 2.1%
9	遺漏值	570	<div><div></div></div> 53.1%
Warning: these figures indicate the number of cases found in the data file. They cannot be interpreted as summary statistics of the population of interest.			
# <b>vg6_23: 6.</b> 未來十年後，您認為那三個學校可能辦得最差：高雄醫學院			
Information	[Type= discrete] [Format=numeric] [Range= 0-9] [Missing=*]		
Statistics [NW/ W]	[Valid=1073 /-] [Invalid=0 /-]		
Value	Label	Cases	Percentage
0	遺漏值	490	<div><div></div></div> 45.7%
1	最差	8	<div><div></div></div> 0.7%
2	第二差	1	<div><div></div></div> 0.1%
3	第三差	4	<div><div></div></div> 0.4%

# <b>vg6_23: 6.</b> 未來十年後，您認為那三個學校可能辦得最差：高雄醫學院			
<b>Value</b>	<b>Label</b>	<b>Cases</b>	<b>Percentage</b>
9	遺漏值	570	53.1%
<i>Warning: these figures indicate the number of cases found in the data file. They cannot be interpreted as summary statistics of the population of interest.</i>			
# <b>vg7_1: 7.</b> 目前臺灣公立和私立大專院校最顯著不同的差別為下列哪三項?(1)師資			
<b>Information</b>	[Type= discrete] [Format=numeric] [Range= 0-9] [Missing=*]		
<b>Statistics [NW/ W]</b>	[Valid=1073 /-] [Invalid=0 /-]		
<b>Value</b>	<b>Label</b>	<b>Cases</b>	<b>Percentage</b>
0	遺漏值	658	61.3%
1	最顯著	348	32.4%
2	第二顯著	16	1.5%
3	第三顯著	10	0.9%
9	遺漏值	41	3.8%
<i>Warning: these figures indicate the number of cases found in the data file. They cannot be interpreted as summary statistics of the population of interest.</i>			
# <b>vg7_2: 7.</b> 目前臺灣公立和私立大專院校最顯著不同的差別為下列哪三項?(2)學生素質			
<b>Information</b>	[Type= discrete] [Format=numeric] [Range= 0-9] [Missing=*]		
<b>Statistics [NW/ W]</b>	[Valid=1073 /-] [Invalid=0 /-]		
<b>Value</b>	<b>Label</b>	<b>Cases</b>	<b>Percentage</b>
0	遺漏值	338	31.5%
1	最顯著	647	60.3%
2	第二顯著	26	2.4%
3	第三顯著	21	2.0%
9	遺漏值	41	3.8%
<i>Warning: these figures indicate the number of cases found in the data file. They cannot be interpreted as summary statistics of the population of interest.</i>			
# <b>vg7_3: 7.</b> 目前臺灣公立和私立大專院校最顯著不同的差別為下列哪三項?(3)財力			
<b>Information</b>	[Type= discrete] [Format=numeric] [Range= 0-9] [Missing=*]		
<b>Statistics [NW/ W]</b>	[Valid=1073 /-] [Invalid=0 /-]		
<b>Value</b>	<b>Label</b>	<b>Cases</b>	<b>Percentage</b>
0	遺漏值	107	10.0%
1	最顯著	905	84.3%
2	第二顯著	16	1.5%
3	第三顯著	4	0.4%
9	遺漏值	41	3.8%
<i>Warning: these figures indicate the number of cases found in the data file. They cannot be interpreted as summary statistics of the population of interest.</i>			
# <b>vg7_4: 7.</b> 目前臺灣公立和私立大專院校最顯著不同的差別為下列哪三項?(4)校政民主			
<b>Information</b>	[Type= discrete] [Format=numeric] [Range= 0-9] [Missing=*]		
<b>Statistics [NW/ W]</b>	[Valid=1073 /-] [Invalid=0 /-]		
<b>Value</b>	<b>Label</b>	<b>Cases</b>	<b>Percentage</b>
0	遺漏值	849	79.1%
1	最顯著	164	15.3%
2	第二顯著	4	0.4%
3	第三顯著	15	1.4%
9	遺漏值	41	3.8%
<i>Warning: these figures indicate the number of cases found in the data file. They cannot be interpreted as summary statistics of the population of interest.</i>			

# <b>vg7_5: 7.</b> 目前臺灣公立和私立大專院校最顯著不同的差別為下列哪三項?(5)一般聲望			
Information	[Type= discrete] [Format=numeric] [Range= 0-9] [Missing=*]		
Statistics [NW/ W]	[Valid=1073 /-] [Invalid=0 /-]		
Value	Label	Cases	Percentage
0	遺漏值	596	<div><div></div></div> 55.5%
1	最顯著	414	<div><div></div></div> 38.6%
2	第二顯著	9	<div><div></div></div> 0.8%
3	第三顯著	13	<div><div></div></div> 1.2%
9	遺漏值	41	<div><div></div></div> 3.8%
Warning: these figures indicate the number of cases found in the data file. They cannot be interpreted as summary statistics of the population of interest.			
# <b>vg7_6: 7.</b> 目前臺灣公立和私立大專院校最顯著不同的差別為下列哪三項?(6)學術自由			
Information	[Type= discrete] [Format=numeric] [Range= 0-9] [Missing=*]		
Statistics [NW/ W]	[Valid=1073 /-] [Invalid=0 /-]		
Value	Label	Cases	Percentage
0	遺漏值	923	<div><div></div></div> 86.0%
1	最顯著	98	<div><div></div></div> 9.1%
2	第二顯著	5	<div><div></div></div> 0.5%
3	第三顯著	6	<div><div></div></div> 0.6%
9	遺漏值	41	<div><div></div></div> 3.8%
Warning: these figures indicate the number of cases found in the data file. They cannot be interpreted as summary statistics of the population of interest.			
# <b>vg7_7: 7.</b> 目前臺灣公立和私立大專院校最顯著不同的差別為下列哪三項?(7)校園風氣			
Information	[Type= discrete] [Format=numeric] [Range= 0-9] [Missing=*]		
Statistics [NW/ W]	[Valid=1073 /-] [Invalid=0 /-]		
Value	Label	Cases	Percentage
0	遺漏值	849	<div><div></div></div> 79.1%
1	最顯著	169	<div><div></div></div> 15.8%
2	第二顯著	5	<div><div></div></div> 0.5%
3	第三顯著	9	<div><div></div></div> 0.8%
9	遺漏值	41	<div><div></div></div> 3.8%
Warning: these figures indicate the number of cases found in the data file. They cannot be interpreted as summary statistics of the population of interest.			
# <b>vg7_8: 7.</b> 目前臺灣公立和私立大專院校最顯著不同的差別為下列哪三項?(8)其他			
Information	[Type= discrete] [Format=numeric] [Range= 0-9] [Missing=*]		
Statistics [NW/ W]	[Valid=1073 /-] [Invalid=0 /-]		
Value	Label	Cases	Percentage
0	遺漏值	1004	<div><div></div></div> 93.6%
1	最顯著	27	<div><div></div></div> 2.5%
2	第二顯著	1	<div><div></div></div> 0.1%
3	第三顯著	0	
9	遺漏值	41	<div><div></div></div> 3.8%
Warning: these figures indicate the number of cases found in the data file. They cannot be interpreted as summary statistics of the population of interest.			
# <b>vg09: 9.</b> 你認為目前你們學校的實質領導人是那一位?			
Information	[Type= discrete] [Format=character] [Missing=*]		
Statistics [NW/ W]	[Valid=287 /-] [Invalid=0 /-]		

# **vg09: 9.**你認為目前你們學校的實質領導人是那一位？

Value	Label	Cases	Percentage
副董事長校長		1	0.3%
校長		134	46.7%
校長副董事長		3	1.0%
校長和董事會		2	0.7%
校長和董事長		4	1.4%
秘書		1	0.3%
董事會		3	1.0%
董事長		12	4.2%
董事長一家人		1	0.3%
董事長及秘書		1	0.3%
董事長和院長		1	0.3%
董事長董事會 院長		1	0.3%
院長		120	41.8%
院長秘書董事 會秘書		1	0.3%
院長行政主管		1	0.3%
院長附近的人		1	0.3%

Warning: these figures indicate the number of cases found in the data file. They cannot be interpreted as summary statistics of the population of interest.

# **vg10\_1: 10.**未來十年中，領導學校發展的理想人選，應具備那三項重要特質：行政能力強

Information	[Type= discrete] [Format=numeric] [Range= 0-9] [Missing=*]
Statistics [NW/ W]	[Valid=1073 /-] [Invalid=0 /-]

Value	Label	Cases	Percentage
0	遺漏值	251	23.4%
1	最重要	452	42.1%
2	第二重要	180	16.8%
3	第三重要	138	12.9%
9	遺漏值	52	4.8%

Warning: these figures indicate the number of cases found in the data file. They cannot be interpreted as summary statistics of the population of interest.

# **vg10\_2: 10.**未來十年中，領導學校發展的理想人選，應具備那三項重要特質：重視學術發展

Information	[Type= discrete] [Format=numeric] [Range= 0-9] [Missing=*]
Statistics [NW/ W]	[Valid=1073 /-] [Invalid=0 /-]

Value	Label	Cases	Percentage
0	遺漏值	229	21.3%
1	最重要	386	36.0%
2	第二重要	258	24.0%
3	第三重要	148	13.8%
9	遺漏值	52	4.8%





Warning: these figures indicate the number of cases found in the data file. They cannot be interpreted as summary statistics of the population of interest.

# **vg10\_3: 10.**未來十年中，領導學校發展的理想人選，應具備那三項重要特質：支持校政民主

Information	[Type= discrete] [Format=numeric] [Range= 0-9] [Missing=*]
Statistics [NW/ W]	[Valid=1073 /-] [Invalid=0 /-]








# **vg10\_3: 10.**未來十年中，領導學校發展的理想人選，應具備那三項重要特質：支持校政民主

Value	Label	Cases	Percentage
0	遺漏值	714	 66.5%
1	最重要	114	 10.6%
2	第二重要	82	 7.6%
3	第三重要	111	 10.3%
9	遺漏值	52	 4.8%

*Warning: these figures indicate the number of cases found in the data file. They cannot be interpreted as summary statistics of the population of interest.*

# **vg10\_4: 10.**未來十年中，領導學校發展的理想人選，應具備那三項重要特質：有學術聲望






Information	[Type= discrete] [Format=numeric] [Range= 0-9] [Missing=*]
Statistics [NW/ W]	[Valid=1073 /-] [Invalid=0 /-]

Value	Label	Cases	Percentage
0	遺漏值	666	 62.1%
1	最重要	167	 15.6%
2	第二重要	96	 8.9%
3	第三重要	92	 8.6%
9	遺漏值	52	 4.8%

*Warning: these figures indicate the number of cases found in the data file. They cannot be interpreted as summary statistics of the population of interest.*

# **vg10\_5: 10.**未來十年中，領導學校發展的理想人選，應具備那三項重要特質：募款能力佳






Information	[Type= discrete] [Format=numeric] [Range= 0-9] [Missing=*]
Statistics [NW/ W]	[Valid=1073 /-] [Invalid=0 /-]

Value	Label	Cases	Percentage
0	遺漏值	637	 59.4%
1	最重要	125	 11.6%
2	第二重要	106	 9.9%
3	第三重要	153	 14.3%
9	遺漏值	52	 4.8%

*Warning: these figures indicate the number of cases found in the data file. They cannot be interpreted as summary statistics of the population of interest.*

# **vg10\_6: 10.**未來十年中，領導學校發展的理想人選，應具備那三項重要特質：與領導人有家族關係



Information	[Type= discrete] [Format=numeric] [Range= 0-9] [Missing=*]
Statistics [NW/ W]	[Valid=1073 /-] [Invalid=0 /-]

Value	Label	Cases	Percentage
0	遺漏值	992	 92.5%
1	最重要	18	 1.7%
2	第二重要	3	 0.3%
3	第三重要	8	 0.7%
9	遺漏值	52	 4.8%

*Warning: these figures indicate the number of cases found in the data file. They cannot be interpreted as summary statistics of the population of interest.*






# **vg10\_7: 10.**未來十年中，領導學校發展的理想人選，應具備那三項重要特質：注重校內協調

Information	[Type= discrete] [Format=numeric] [Range= 0-9] [Missing=*]
Statistics [NW/ W]	[Valid=1073 /-] [Invalid=0 /-]

Value	Label	Cases	Percentage
0	遺漏值	610	 56.8%
1	最重要	148	 13.8%

# <b>vg10_7: 10.</b> 未來十年中，領導學校發展的理想人選，應具備那三項重要特質：注重校內協調			
Value	Label	Cases	Percentage
2	第二重要	100	<div><div></div></div> 9.3%
3	第三重要	163	<div><div></div></div> 15.2%
9	遺漏值	52	<div><div></div></div> 4.8%
Warning: these figures indicate the number of cases found in the data file. They cannot be interpreted as summary statistics of the population of interest.			
# <b>vg10_8: 10.</b> 未來十年中，領導學校發展的理想人選，應具備那三項重要特質：黨政關係良好			
Information	[Type= discrete] [Format=numeric] [Range= 0-9] [Missing=*]		
Statistics [NW/ W]	[Valid=1073 /-] [Invalid=0 /-]		
Value	Label	Cases	Percentage
0	遺漏值	991	<div><div></div></div> 92.4%
1	最重要	12	<div><div></div></div> 1.1%
2	第二重要	10	<div><div></div></div> 0.9%
3	第三重要	8	<div><div></div></div> 0.7%
9	遺漏值	52	<div><div></div></div> 4.8%
Warning: these figures indicate the number of cases found in the data file. They cannot be interpreted as summary statistics of the population of interest.			
# <b>vg10_9: 10.</b> 未來十年中，領導學校發展的理想人選，應具備那三項重要特質：其他			
Information	[Type= discrete] [Format=numeric] [Range= 0-9] [Missing=*]		
Statistics [NW/ W]	[Valid=1073 /-] [Invalid=0 /-]		
Value	Label	Cases	Percentage
0	遺漏值	998	<div><div></div></div> 93.0%
1	最重要	17	<div><div></div></div> 1.6%
2	第二重要	1	<div><div></div></div> 0.1%
3	第三重要	5	<div><div></div></div> 0.5%
9	遺漏值	52	<div><div></div></div> 4.8%
Warning: these figures indicate the number of cases found in the data file. They cannot be interpreted as summary statistics of the population of interest.			
# <b>vg11_1: 11.</b> 就你來看，政府對促進私立大專院校的發展最應該加強下列那三方面：提高補助款項			
Information	[Type= discrete] [Format=numeric] [Range= 0-9] [Missing=*]		
Statistics [NW/ W]	[Valid=1073 /-] [Invalid=0 /-]		
Value	Label	Cases	Percentage
0	遺漏值	155	<div><div></div></div> 14.4%
1	最重要	685	<div><div></div></div> 63.8%
2	第二重要	100	<div><div></div></div> 9.3%
3	第三重要	90	<div><div></div></div> 8.4%
9	遺漏值	43	<div><div></div></div> 4.0%
Warning: these figures indicate the number of cases found in the data file. They cannot be interpreted as summary statistics of the population of interest.			
# <b>vg11_2: 11.</b> 就你來看，政府對促進私立大專院校的發展最應該加強下列那三方面：監督師生比例			
Information	[Type= discrete] [Format=numeric] [Range= 0-9] [Missing=*]		
Statistics [NW/ W]	[Valid=1073 /-] [Invalid=0 /-]		
Value	Label	Cases	Percentage
0	遺漏值	644	<div><div></div></div> 60.0%
1	最重要	111	<div><div></div></div> 10.3%
2	第二重要	162	<div><div></div></div> 15.1%
3	第三重要	113	<div><div></div></div> 10.5%

# <b>vg11_2:</b> 11.就你來看，政府對促進私立大專院校的發展最應該加強下列那三方面：監督師生比例			
<b>Value</b>	<b>Label</b>	<b>Cases</b>	<b>Percentage</b>
9	遺漏值	43	4.0%
<i>Warning: these figures indicate the number of cases found in the data file. They cannot be interpreted as summary statistics of the population of interest.</i>			
# <b>vg11_3:</b> 11.就你來看，政府對促進私立大專院校的發展最應該加強下列那三方面：鼓勵校政民主			
<b>Information</b>	[Type= discrete] [Format=numeric] [Range= 0-9] [Missing=*]		
<b>Statistics [NW/ W]</b>	[Valid=1073 /-] [Invalid=0 /-]		
<b>Value</b>	<b>Label</b>	<b>Cases</b>	<b>Percentage</b>
0	遺漏值	761	70.9%
1	最重要	97	9.0%
2	第二重要	75	7.0%
3	第三重要	96	8.9%
8	遺漏值	1	0.1%
9	遺漏值	43	4.0%
<i>Warning: these figures indicate the number of cases found in the data file. They cannot be interpreted as summary statistics of the population of interest.</i>			
# <b>vg11_4:</b> 11.就你來看，政府對促進私立大專院校的發展最應該加強下列那三方面：積極推動學術發展			
<b>Information</b>	[Type= discrete] [Format=numeric] [Range= 0-9] [Missing=*]		
<b>Statistics [NW/ W]</b>	[Valid=1073 /-] [Invalid=0 /-]		
<b>Value</b>	<b>Label</b>	<b>Cases</b>	<b>Percentage</b>
0	遺漏值	377	35.1%
1	最重要	195	18.2%
2	第二重要	244	22.7%
3	第三重要	214	19.9%
9	遺漏值	43	4.0%
<i>Warning: these figures indicate the number of cases found in the data file. They cannot be interpreted as summary statistics of the population of interest.</i>			
# <b>vg11_5:</b> 11.就你來看，政府對促進私立大專院校的發展最應該加強下列那三方面：允許課程自主			
<b>Information</b>	[Type= discrete] [Format=numeric] [Range= 0-9] [Missing=*]		
<b>Statistics [NW/ W]</b>	[Valid=1073 /-] [Invalid=0 /-]		
<b>Value</b>	<b>Label</b>	<b>Cases</b>	<b>Percentage</b>
0	遺漏值	713	66.4%
1	最重要	94	8.8%
2	第二重要	101	9.4%
3	第三重要	122	11.4%
9	遺漏值	43	4.0%
<i>Warning: these figures indicate the number of cases found in the data file. They cannot be interpreted as summary statistics of the population of interest.</i>			
# <b>vg11_6:</b> 11.就你來看，政府對促進私立大專院校的發展最應該加強下列那三方面：增強師資水準			
<b>Information</b>	[Type= discrete] [Format=numeric] [Range= 0-9] [Missing=*]		
<b>Statistics [NW/ W]</b>	[Valid=1073 /-] [Invalid=0 /-]		
<b>Value</b>	<b>Label</b>	<b>Cases</b>	<b>Percentage</b>
0	遺漏值	575	53.6%
1	最重要	138	12.9%
2	第二重要	155	14.4%
3	第三重要	162	15.1%
9	遺漏值	43	4.0%

# <b>vg11_6: 11.</b> 就你來看，政府對促進私立大專院校的發展最應該加強下列那三方面：增強師資水準			
Warning: these figures indicate the number of cases found in the data file. They cannot be interpreted as summary statistics of the population of interest.			
# <b>vg11_7: 11.</b> 就你來看，政府對促進私立大專院校的發展最應該加強下列那三方面：其他			
Information	[Type= discrete] [Format=numeric] [Range= 0-9] [Missing=*]		
Statistics [NW/ W]	[Valid=1073 /-] [Invalid=0 /-]		
Value	Label	Cases	Percentage
0	遺漏值	975	 90.9%
1	最重要	28	 2.6%
2	第二重要	12	 1.1%
3	第三重要	15	 1.4%
9	遺漏值	43	 4.0%
Warning: these figures indicate the number of cases found in the data file. They cannot be interpreted as summary statistics of the population of interest.			
# <b>vg12: 12.</b> 你認為在臺灣社會，私校募得大量捐款的可能性如何？			
Information	[Type= discrete] [Format=numeric] [Range= 0-4] [Missing=*]		
Statistics [NW/ W]	[Valid=1073 /-] [Invalid=0 /-]		
Value	Label	Cases	Percentage
0	遺漏值	51	 4.8%
1	很可能	40	 3.7%
2	可能	420	 39.1%
3	不可能	458	 42.7%
4	很不可能	104	 9.7%
Warning: these figures indicate the number of cases found in the data file. They cannot be interpreted as summary statistics of the population of interest.			
# <b>vg13: 13.</b> 您認為學校是否應該在外籌措財源，以作校務發展之用？			
Information	[Type= discrete] [Format=numeric] [Range= 0-3] [Missing=*]		
Statistics [NW/ W]	[Valid=1073 /-] [Invalid=0 /-]		
Value	Label	Cases	Percentage
0	遺漏值	72	 6.7%
1	是(續答13-1)	908	 84.6%
2	否	46	 4.3%
3	不知道	47	 4.4%
Warning: these figures indicate the number of cases found in the data file. They cannot be interpreted as summary statistics of the population of interest.			
# <b>vg13_1_1: 13-1.</b> 你認為募款對象應該以誰為主：董事			
Information	[Type= discrete] [Format=numeric] [Range= 0-9] [Missing=*]		
Statistics [NW/ W]	[Valid=1073 /-] [Invalid=0 /-]		
Value	Label	Cases	Percentage
0	遺漏值	397	 37.0%
1	第一優先	236	 22.0%
2	第二優先	130	 12.1%
3	第三優先	223	 20.8%
4	第四優先	11	 1.0%
5	第五優先	0	
9	遺漏值	76	 7.1%
Warning: these figures indicate the number of cases found in the data file. They cannot be interpreted as summary statistics of the population of interest.			

# vg13_1_2: 13-1.你認為募款對象應該以誰為主：學校教職員			
Information	[Type= discrete] [Format=numeric] [Range= 0-9] [Missing=*]		
Statistics [NW/ W]	[Valid=1073 /-] [Invalid=0 /-]		
Value	Label	Cases	Percentage
0	遺漏值	752	<div></div> 70.1%
1	第一優先	8	<div></div> 0.7%
2	第二優先	5	<div></div> 0.5%
3	第三優先	27	<div></div> 2.5%
4	第四優先	197	<div></div> 18.4%
5	第五優先	8	<div></div> 0.7%
9	遺漏值	76	<div></div> 7.1%
Warning: these figures indicate the number of cases found in the data file. They cannot be interpreted as summary statistics of the population of interest.			
# vg13_1_3: 13-1.你認為募款對象應該以誰為主：校友			
Information	[Type= discrete] [Format=numeric] [Range= 0-9] [Missing=*]		
Statistics [NW/ W]	[Valid=1073 /-] [Invalid=0 /-]		
Value	Label	Cases	Percentage
0	遺漏值	228	<div></div> 21.2%
1	第一優先	318	<div></div> 29.6%
2	第二優先	261	<div></div> 24.3%
3	第三優先	181	<div></div> 16.9%
4	第四優先	9	<div></div> 0.8%
5	第五優先	0	
9	遺漏值	76	<div></div> 7.1%
Warning: these figures indicate the number of cases found in the data file. They cannot be interpreted as summary statistics of the population of interest.			
# vg13_1_4: 13-1.你認為募款對象應該以誰為主：財團或企業界人士			
Information	[Type= discrete] [Format=numeric] [Range= 0-9] [Missing=*]		
Statistics [NW/ W]	[Valid=1073 /-] [Invalid=0 /-]		
Value	Label	Cases	Percentage
0	遺漏值	133	<div></div> 12.4%
1	第一優先	557	<div></div> 51.9%
2	第二優先	231	<div></div> 21.5%
3	第三優先	72	<div></div> 6.7%
4	第四優先	4	<div></div> 0.4%
5	第五優先	0	
9	遺漏值	76	<div></div> 7.1%
Warning: these figures indicate the number of cases found in the data file. They cannot be interpreted as summary statistics of the population of interest.			
# vg13_1_5: 13-1.你認為募款對象應該以誰為主：其他			
Information	[Type= discrete] [Format=numeric] [Range= 0-9] [Missing=*]		
Statistics [NW/ W]	[Valid=1073 /-] [Invalid=0 /-]		
Value	Label	Cases	Percentage
0	遺漏值	934	<div></div> 87.0%
1	第一優先	18	<div></div> 1.7%
2	第二優先	10	<div></div> 0.9%
3	第三優先	13	<div></div> 1.2%

# **vg13\_1\_5: 13-1.**你認為募款對象應該以誰為主：其他

Value	Label	Cases	Percentage
4	第四優先	7	0.7%
5	第五優先	15	1.4%
9	遺漏值	76	7.1%

*Warning: these figures indicate the number of cases found in the data file. They cannot be interpreted as summary statistics of the population of interest.*