

台灣 (Taiwan, ROC)

賴念華, 國立臺北教育大學心理與諮商學系

愛奇兒照顧者在不同時間點之需求與服務期待之調查研究- 以天使心基金會為例

Study Documentation

April 10, 2020

Metadata Production

Metadata Producer(s)	學術調查研究資料庫(Survey Research Data Archive) (SRDA) , 中央研究院人社中心調查研究專題中心, DDI文件製作
Production Date	April 25, 2019
Version	2.0版, 參考IHSN Nesstar Template修改
Identification	E10388

Table of Contents

Overview	4
Scope & Coverage	4
Producers & Sponsors	4
Data Collection	4
Data Processing & Appraisal	5
Accessibility	5
Files Description	6
data	6
Variables Group(s)	7
基本資料	7
我在愛奇兒不同成長時期的需要及承受壓力程度為何?	7
我在愛奇兒每個成長階段的需要被支持程度是如何?	7
孩子剛被診斷時的衝擊	8
當我得知孩子有狀況時, 我的情緒反應	8
醫療環境對於我的影響	8
經歷家庭文化壓力	8
以早療復健為生活中心	9
家庭分工與職涯的改變	9
自己在疲於奔命的復健療育行程後, 內心常會有的感受與想法	9
進入國民義務教育系統	9
對於未來的擔憂	9
孩子是否被接納	10
早期很專注在愛奇兒的療育, 好長的時間都忽略手足, 而手足也開始出現一些狀況	10
成年愛奇兒的長久性規劃	10
愛奇兒的未來需要及早開始規劃	10
適配機構	10
當孩子沒有機構, 父母必須重回全職照顧愛奇兒的時候	11
另一半退休了, 夫妻不太知道如何相處	11
診斷衝擊的時期	11
以早療復健為生活重心	11
進入國民義務教育系統	12
成年愛奇兒的長久性規劃	12
Variables Description	14
data	15

愛奇兒照顧者在不同時間點之需求與服務期待之調查研究- 以天使心基金會為例 *Parents' Perspectives on Pressure and Supports Across Lifespan in Taiwan*

Overview

Identification	E10388
Version	Production Date: 2021-08-01 v1.0
Abstract 在台灣絕大部分的愛奇兒都和父母共同居住在一起，父母也就是他們的主要照顧者(內政部，2011)。儘管如此，鮮少有人真正去理解愛奇兒父母整個生命週期的健康福祉。本研究透過質化及量化的研究資料，從愛奇兒父母的壓力及支持的觀點來做描述。階段一我們使用的是混合方法的研究，以五個焦點團體、兩個深度個別訪談的資料(共15個家庭)，透過紮根理論的方式來做資料的編碼及分析方式。階段二的問卷是根據階段一的訪談資料質性研究的結果發展出來的問卷，以天使心家族社會福利基金會所服務之家長作為母體，於2014年8月1日至2015年2月1日進行調查，正是施測460份，回收452份問卷，回收率98%，經過初步資料清理後，有效樣本共計451份。結果發現愛奇兒父母在四個特殊時間點具有高度的壓力及需求，分別是：(a) 初始診斷期，(b) 進入早期療癒的階段，(c) 進入國民義務教育系統學習期，以及 (d) 愛奇兒轉換進到成年期。透過本量化研究結果，再次確認愛奇兒父母在需求上所認定的一些主題，藉此可提供適切服務，以便探索愛奇兒父母在整個生命週期中所需滿足的需求以及可以提供的服務。	
Kind of Data	抽查
Unit of Analysis	個人

Scope & Coverage

Time Period(s)	2014-2015
Countries	台灣 (Taiwan, ROC)
Geographic Coverage 台灣地區	
Universe 天使心家族社會福利基金會所服務之家長	

Producers & Sponsors

Primary Investigator(s)	賴念華，國立臺北教育大學心理與諮商學系
Other Producer(s)	國立臺北教育大學心理與諮商學系
Funding Agency/ies	科技部
Other Acknowledgment(s)	，共同主持人，國立臺灣師範大學特殊教育學系

Data Collection

Data Collection Dates	start 2014-08-01 end 2015-02-01
Time Period(s)	start 2014-08-01 end 2016-02-29

Data Collection Mode	留卷自填問卷
-----------------------------	--------

Data Processing & Appraisal

Data Editing

中央研究院人文社會科學研究中心調查研究專題中心所進行的資料整理方式，為不合理值檢核。

Accessibility

Contact(s)	學術調查研究資料庫(Survey Research Data Archive) (中央研究院人社中心調查研究專題中心) , https://srda.sinica.edu.tw , srda@gate.sinica.edu.tw
-------------------	--

Distributor(s)	學術調查研究資料庫(Survey Research Data Archive)
-----------------------	---

Depositor(s)	國立臺灣師範大學特殊教育學系
---------------------	----------------

Access Conditions

標準版(一般會員、院內會員直接下載)

Files Description

Dataset contains 1 file(s)

data	
# Cases	451
# Variable(s)	107

Variables Group(s)

Dataset contains 23 group(s)

Group 基本資料							
#	Name	Label	Type	Format	Valid	Invalid	Question
1	ID	樣本編號	continuous	numeric-8.0	451	0	-
2	region	服務處	discrete	numeric-8.0	448	3	-
3	Parent_Age	家長年齡	continuous	numeric-2.0	442	9	-
4	Parent_sex	家長性別	discrete	numeric-8.0	446	5	-
5	N_Child	小孩數量	discrete	numeric-8.0	451	0	-
6	N_ChildwD1	愛奇兒數量	discrete	numeric-8.0	451	0	-
7	Age_ChildwD1	愛奇兒1年齡	continuous	numeric-8.3	445	6	-
8	Sex_ChildwD1	愛奇兒1性別	discrete	numeric-8.0	410	41	-
9	Age_ChildwD2	愛奇兒2年齡	continuous	numeric-8.3	35	416	-
10	Sex_ChildwD2	愛奇兒2性別	discrete	numeric-8.0	36	415	-
11	Age_ChildwD3	愛奇兒3年齡	discrete	numeric-8.3	2	449	-
12	Sex_ChildwD3	愛奇兒3性別	discrete	numeric-8.0	2	449	-
13	N_ChildnD	手足數量	discrete	numeric-8.0	325	126	-
14	Age_ChildnD1	手足1年齡	continuous	numeric-8.3	317	134	-
15	Sex_ChildnD1	手足1性別	discrete	numeric-8.0	296	155	-
16	Age_ChildnD2	手足2年齡	continuous	numeric-8.3	74	377	-
17	Sex_ChildnD2	手足2性別	discrete	numeric-8.0	74	377	-
18	Age_ChildnD3	手足3年齡	continuous	numeric-8.3	9	442	-
19	Sex_ChildnD3	手足3性別	discrete	numeric-8.0	9	442	-
20	marital	婚姻狀況	discrete	numeric-8.0	450	1	-
21	Employment	職業狀況	discrete	numeric-8.0	430	21	-
22	Occupation	職業類別	discrete	numeric-8.0	161	290	-
23	Fam_income_sou	家庭收入來源	discrete	numeric-8.0	428	23	-
24	Fam_income_amc	家庭經濟狀況	discrete	numeric-8.0	435	16	-
25	CareExpense	愛奇兒療育支出(月)	continuous	numeric-8.0	349	102	-
26	CareTime	照顧愛奇兒時間(每日)	continuous	numeric-8.0	385	66	-
27	CarePersonnel	外傭	discrete	numeric-8.0	346	105	-
28	Edu	階段	discrete	numeric-8.0	447	4	-

Group 我在愛奇兒不同成長時期的需要及承受壓力程度為何？

Subgroup(s)	孩子剛被診斷時的衝擊，以早療復健為生活中心，進入國民義務教育系統，成年愛奇兒的長久性規劃
-------------	--

Group 我在愛奇兒每個成長階段的需要被支持程度是如何？

Subgroup(s)	診斷衝擊的時期，以早療復健為生活重心，進入國民義務教育系統，成年愛奇兒的長久性規劃
-------------	---

Group 孩子剛被診斷時的衝擊							
Subgroup(s)		當我得知孩子有狀況時， 我的情緒反應，醫療環境對於我的影響，經歷家庭文化壓力					

Group 當我得知孩子有狀況時， 我的情緒反應							
#	Name	Label	Type	Format	Valid	Invalid	Question
1	Q1_1_1_1	對於未來感到茫然、許多的未知	discrete	numeric-8.0	446	5	-
2	Q1_1_1_2	面對孩子的狀況常感到手足無措	discrete	numeric-8.0	443	8	-
3	Q1_1_1_3	對於孩子有問題會感到自責、有罪惡感	discrete	numeric-8.0	443	8	-
4	Q1_1_1_4	面對孩子的狀況會感到震驚	discrete	numeric-8.0	444	7	-
5	Q1_1_1_5	心裡常常覺得悲傷難過	discrete	numeric-8.0	444	7	-
6	Q1_1_1_6	面對上述的各種情緒，有時也會想壓抑這些情緒	discrete	numeric-8.0	437	14	-

Group 醫療環境對於我的影響							
#	Name	Label	Type	Format	Valid	Invalid	Question
1	Q1_1_2_1	醫生告訴我孩子確切診斷時，說話的方式讓我覺得很有距離感/冷漠	discrete	numeric-8.0	446	5	-
2	Q1_1_2_2	專業人員提供的資訊不充分，而讓我感到難以理解	discrete	numeric-8.0	446	5	-
3	Q1_1_2_3	面對醫療反覆評估感到疲憊	discrete	numeric-8.0	443	8	-
4	Q1_1_2_4	得知評估結果，令我害怕面對結果	discrete	numeric-8.0	444	7	-
5	Q1_1_2_5	診斷過程中，會承受家人的諸多壓力，包括情緒無法獲得支持、甚至可能被身邊的人責備	discrete	numeric-8.0	442	9	-
6	Q1_1_2_6	同意辦身心障礙手冊/證明/發展遲緩證明時，象徵孩子沒有希望	discrete	numeric-8.0	443	8	-
7	Q1_1_2_7	面對各種療育資訊，初期毫無頭緒、希望有統一窗口	discrete	numeric-8.0	440	11	-

Group 經歷家庭文化壓力							
#	Name	Label	Type	Format	Valid	Invalid	Question
1	Q1_1_3_1	當孩子可能有異狀時，想帶孩子去評估，不被配偶支持	discrete	numeric-8.0	439	12	-
2	Q1_1_3_2	缺乏自己的父母及其他家人的支持	discrete	numeric-8.0	448	3	-
3	Q1_1_3_3	缺乏配偶家人(ex.婆家)的支持	discrete	numeric-8.0	442	9	-

#	Name	Label	Type	Format	Valid	Invalid	Question
4	Q1_1_3_4	沒有跟我一樣狀況的家庭的陪伴	discrete	numeric-8.0	446	5	-

Group 以早療復健為生活中心

Subgroup(s) 家庭分工與職涯的改變，自己在疲於奔命的復健療育行程後，內心常會有的感受與想法

Group 家庭分工與職涯的改變

#	Name	Label	Type	Format	Valid	Invalid	Question
1	Q1_2_1_1_1	夫妻兩人無法同時兼顧工作與照顧	discrete	numeric-8.0	404	47	-
2	Q1_2_1_1_2	不放心請外傭或他人幫忙	discrete	numeric-8.0	386	65	-
3	Q1_2_1_1_3	需要為孩子排更多時間復健	discrete	numeric-8.0	412	39	-
4	Q1_2_1_2	家庭須保有較高者的經濟收入，於是我讓自己辭去工作，承受職業生涯的失落	discrete	numeric-8.0	403	48	-

Group 自己在疲於奔命的復健療育行程後，內心常會有的感受與想法

#	Name	Label	Type	Format	Valid	Invalid	Question
1	Q1_2_3_1	對孩子與家庭的付出被認為理所當然時，讓我感到不公平	discrete	numeric-8.0	437	14	-
2	Q1_2_3_2	會感到自己是不被理解，難以和朋友甚或家人互動、心情也很難和人交流，感覺是與外界隔絕、有孤立感	discrete	numeric-8.0	440	11	-
3	Q1_2_3_3_1	不知道自己還可以做些什麼	discrete	numeric-8.0	439	12	-
4	Q1_2_3_3_2	看不到孩子的復健成果，甚至覺得他不會進步了	discrete	numeric-8.0	435	16	-
5	Q1_2_3_4	照顧一個或多個孩子的力不從心(雖只有一個孩子仍力不從心)	discrete	numeric-8.0	433	18	-

Group 進入國民義務教育系統

Subgroup(s) 對於未來的擔憂，孩子是否被接納，早期很專注在愛奇兒的療育，好長的時間都忽略手足，而手足也開始出現一些狀況

Group 對於未來的擔憂

#	Name	Label	Type	Format	Valid	Invalid	Question
1	Q1_3_1_1	當孩子分班時，常常得自己為孩子尋找最合適的班級或安排...	discrete	numeric-8.0	389	62	-
2	Q1_3_1_2	在意學校是否具有足夠的安全性，包括硬體的設備	discrete	numeric-8.0	389	62	-

#	Name	Label	Type	Format	Valid	Invalid	Question
		與軟體(師資/態度/校園友善等)部分					
3	Q1_3_1_3	當教育制度改變時，擔憂是否對愛奇兒更為不利...	discrete	numeric-8.0	388	63	-

Group 孩子是否被接納

#	Name	Label	Type	Format	Valid	Invalid	Question
1	Q1_3_2_1	擔心學校承辦人員或教師的負面回應	discrete	numeric-8.0	393	58	-
2	Q1_3_2_2	當孩子進入新的班級或學校，我也需要適應新的老師及教學模式	discrete	numeric-8.0	391	60	-
3	Q1_3_2_3	如果遇到不適任教師而學校不給予回應的時候，我感到的壓力程度	discrete	numeric-8.0	391	60	-
4	Q1_3_2_4	時常經歷承辦人員或教師無法提供相關訊息	discrete	numeric-8.0	390	61	-
5	Q1_3_2_5	當另一半對孩子的接納程度與我不同時，會讓我在教養上感到壓力	discrete	numeric-8.0	385	66	-

Group 早期很專注在愛奇兒的療育，好長的時間都忽略手足，而手足也開始出現一些狀況

#	Name	Label	Type	Format	Valid	Invalid	Question
1	Q1_3_3	早期很專注在愛奇兒的療育，好長的時間都忽略手足，而手足也開始出現一些狀況（如果沒有手足，請跳過本題）	discrete	numeric-8.0	319	132	-

Group 成年愛奇兒的長久性規劃

Subgroup(s)		愛奇兒的未來需要及早開始規劃，適配機構，當孩子沒有機構，父母必須重回全職照顧愛奇兒的時候，另一半退休了，夫妻不太知道如何相處					
--------------------	--	--	--	--	--	--	--

Group 愛奇兒的未來需要及早開始規劃

#	Name	Label	Type	Format	Valid	Invalid	Question
1	Q1_4_1_1	結束國民教育後，不再有清楚的未來，無法找到合適的機構	discrete	numeric-8.0	157	294	-
2	Q1_4_1_2	擔心孩子的就業問題	discrete	numeric-8.0	150	301	-

Group 適配機構

#	Name	Label	Type	Format	Valid	Invalid	Question
1	Q1_4_2_1	擔心現有機構的數量不多、招收名額不多	discrete	numeric-8.0	156	295	-
2	Q1_4_2_2	我和機構之間，對孩子狀況的認定不同，或選擇與期待不一致	discrete	numeric-8.0	154	297	-

Group 當孩子沒有機構，父母必須重回全職照顧愛奇兒的時候

#	Name	Label	Type	Format	Valid	Invalid	Question
1	Q1_4_3_1	如果沒找到適當機構/工作，我需要安排愛奇兒的日常生活，讓我有壓力	discrete	numeric-8.0	159	292	-
2	Q1_4_3_2	持續訓練孩子的復健及生活自理，是居家愛奇兒的一大問題	discrete	numeric-8.0	158	293	-
3	Q1_4_3_3	成年愛奇兒沒有機構可去，長時間和愛奇兒相處感到壓力	discrete	numeric-8.0	154	297	-

Group 另一半退休了，夫妻不太知道如何相處

#	Name	Label	Type	Format	Valid	Invalid	Question
1	Q1_4_4	另一半退休了，夫妻不太知道如何相處	discrete	numeric-8.0	138	313	-

Group 診斷衝擊的時期

#	Name	Label	Type	Format	Valid	Invalid	Question
1	Q2_1_1	家人能夠從行動與態度上支持，可以很自然不刻意的提供我協助	discrete	numeric-8.0	439	12	-
2	Q2_1_2	專業人員或醫療人員能夠引導我，並幫助我獲得各種資訊	discrete	numeric-8.0	440	11	-
3	Q2_1_3	專業人員或醫療人員能以友善、樂於協助的態度回應我	discrete	numeric-8.0	440	11	-
4	Q2_1_4	在超出醫療所能做的時候，我的醫師讓我感受到願意盡力協助我	discrete	numeric-8.0	440	11	-
5	Q2_1_5	當孩子被確診的初期，特別在資源與醫療部份，能有全盤性的引導、有統一提供諮詢的窗口	discrete	numeric-8.0	441	10	-
6	Q2_1_6	當專業人員建議我辦身心障礙手冊/證明/發展遲緩證明時，能夠先理解我需要跨越的心理障礙	discrete	numeric-8.0	433	18	-
7	Q2_1_7	專業人員能夠幫助我理解領手冊/證明時的好處	discrete	numeric-8.0	436	15	-
8	Q2_1_8	能有跟我相同背景的家長陪伴我，安撫心情、資訊交流	discrete	numeric-8.0	440	11	-

Group 以早療復健為生活重心

#	Name	Label	Type	Format	Valid	Invalid	Question
1	Q2_2_1	同樣都有愛奇兒的家長或專業工作者，能提供更完整的資源(早療、復健與醫療等)	discrete	numeric-8.0	426	25	-

#	Name	Label	Type	Format	Valid	Invalid	Question
2	Q2_2_2	家人/朋友/鄰居/或工作職場，願意主動替我分擔一些勞務，使我感到被接納與支持	discrete	numeric-8.0	431	20	-
3	Q2_2_3	我的配偶願意一同參與，並主動理解孩子的真實情況	discrete	numeric-8.0	419	32	-
4	Q2_2_4	孩子的老師能夠示範教導孩子的方式，給予我正向的回應，幫助我更有信心面對挑戰	discrete	numeric-8.0	425	26	-
5	Q2_2_5	不只是愛奇兒的教養，在健康手足上的關愛與教養，我也需要被提醒與支持	discrete	numeric-8.0	383	68	-
6	Q2_2_6	我需要別人協助我，認清自己孩子的能力，接受孩子的狀況	discrete	numeric-8.0	433	18	-

Group 進入國民義務教育系統

#	Name	Label	Type	Format	Valid	Invalid	Question
1	Q2_3_1	在愛奇兒每個教育階段，都有專業資訊來協助我和孩子	discrete	numeric-8.0	389	62	-
2	Q2_3_2	當我和學校接洽時，對方能夠讓我感受到接納與親切的態度是重要的	discrete	numeric-8.0	387	64	-
3	Q2_3_3	家人願意和我一起討論或參與這些過程，我會有更完整的評估與選擇	discrete	numeric-8.0	385	66	-
4	Q2_3_4	家長間能相互分享使用服務的經驗與資訊交流	discrete	numeric-8.0	390	61	-
5	Q2_3_5	愛奇兒寒暑假有銜接性活動，以幫助孩子適應	discrete	numeric-8.0	382	69	-
6	Q2_3_6	我有機會與老師溝通，並提供資訊協助老師認識愛奇兒狀況	discrete	numeric-8.0	384	67	-
7	Q2_3_7	我有機會參與學校相關事務，讓學校知道對待愛奇兒的方式	discrete	numeric-8.0	385	66	-
8	Q2_3_8	我能充分了解孩子在學校的實際狀況	discrete	numeric-8.0	379	72	-
9	Q2_3_9	隨著孩子的成長，我的另一半能共同參與教養，提升親職教養能力	discrete	numeric-8.0	377	74	-
10	Q2_3_10	隨著孩子的成長，能增進愛奇兒的社交關係	discrete	numeric-8.0	384	67	-
11	Q2_3_11	我有時間和朋友交往互動、與自己相處	discrete	numeric-8.0	386	65	-

Group 成年愛奇兒的長久性規劃

#	Name	Label	Type	Format	Valid	Invalid	Question
---	------	-------	------	--------	-------	---------	----------

#	Name	Label	Type	Format	Valid	Invalid	Question
1	Q2_4_1	我能清楚認識孩子的程度、善加發揮孩子的特質	discrete	numeric-8.0	153	298	-
2	Q2_4_2	能提早為愛奇兒開始職前準備、生活自理的訓練	discrete	numeric-8.0	152	299	-
3	Q2_4_3	相同背景的家長能夠彼此資訊分享、預備進入機構的心情	discrete	numeric-8.0	153	298	-
4	Q2_4_4	成年愛奇兒能夠有機構/小型作業所，穩定規律的生活	discrete	numeric-8.0	129	322	-
5	Q2_4_5	成年愛奇兒能有穩定的工作	discrete	numeric-8.0	115	336	-
6	Q2_4_6	成年愛奇兒能受到僱主的接納與照顧	discrete	numeric-8.0	109	342	-
7	Q2_4_7	成年愛奇兒可以有自己的社交圈	discrete	numeric-8.0	124	327	-
8	Q2_4_8	夫妻之間需要重新磨合、學習新的夫妻互動模式	discrete	numeric-8.0	128	323	-
9	Q2_4_9	自己開始嘗試一些過去沒機會、沒做過的事情，建立成就感	discrete	numeric-8.0	134	317	-
10	Q2_4_10	當無法照顧成年愛奇兒時，能為愛奇兒找到接替照顧者的角色	discrete	numeric-8.0	135	316	-
11	Q2_4_11	我有足夠資訊來安排成年愛奇兒的財務及法律權益	discrete	numeric-8.0	135	316	-

Variables Description

Dataset contains 107 variable(s)

File : data			
# ID: 樣本編號			
Information		[Type= continuous] [Format=numeric] [Range= 1-452] [Missing=*]	
Statistics [NW/ W]		[Valid=451 /-] [Invalid=0 /-] [Mean=226.02 /-] [StdDev=130.371 /-]	
# region: 服務處			
Information		[Type= discrete] [Format=numeric] [Range= 1-5] [Missing=*/99/0]	
Statistics [NW/ W]		[Valid=448 /-] [Invalid=3 /-]	
Value	Label	Cases	Percentage
1	TAIPEI	120	<div><div></div></div> 26.8%
2	TAOYUAN	69	<div><div></div></div> 15.4%
3	TAICHUNG	102	<div><div></div></div> 22.8%
4	TAINAN	50	<div><div></div></div> 11.2%
5	KAOSHIUNG	107	<div><div></div></div> 23.9%
99		3	
Warning: these figures indicate the number of cases found in the data file. They cannot be interpreted as summary statistics of the population of interest.			
# Parent_Age: 家長年齡			
Information		[Type= continuous] [Format=numeric] [Range= 29-78] [Missing=*/99/0]	
Statistics [NW/ W]		[Valid=442 /-] [Invalid=9 /-] [Mean=45.679 /-] [StdDev=8.044 /-]	
# Parent_sex: 家長性別			
Information		[Type= discrete] [Format=numeric] [Range= 1-2] [Missing=*/99/0]	
Statistics [NW/ W]		[Valid=446 /-] [Invalid=5 /-]	
Value	Label	Cases	Percentage
1	male	123	<div><div></div></div> 27.6%
2	female	323	<div><div></div></div> 72.4%
99		4	
Sysmiss		1	
Warning: these figures indicate the number of cases found in the data file. They cannot be interpreted as summary statistics of the population of interest.			
# N_Child: 小孩數量			
Information		[Type= discrete] [Format=numeric] [Range= 1-5] [Missing=*/99/0]	
Statistics [NW/ W]		[Valid=451 /-] [Invalid=0 /-] [Mean=2.038 /-] [StdDev=0.719 /-]	
Value	Label	Cases	Percentage
1		92	<div><div></div></div> 20.4%
2		265	<div><div></div></div> 58.8%
3		80	<div><div></div></div> 17.7%
4		13	<div><div></div></div> 2.9%
5		1	<div><div></div></div> 0.2%
Warning: these figures indicate the number of cases found in the data file. They cannot be interpreted as summary statistics of the population of interest.			
# N_ChildwD1: 愛奇兒數量			
Information		[Type= discrete] [Format=numeric] [Range= 1-3] [Missing=*/99/0]	
Statistics [NW/ W]		[Valid=451 /-] [Invalid=0 /-] [Mean=1.086 /-] [StdDev=0.297 /-]	
Value	Label	Cases	Percentage
1		414	<div><div></div></div> 91.8%
2		35	<div><div></div></div> 7.8%

File : data					
# N_ChildwD1: 愛奇兒數量					
Value		Label		Cases	Percentage
3				2	0.4%
Warning: these figures indicate the number of cases found in the data file. They cannot be interpreted as summary statistics of the population of interest.					
# Age_ChildwD1: 愛奇兒1年齡					
Information		[Type= continuous] [Format=numeric] [Range= 1-43] [Missing=*/99/0]			
Statistics [NW/ W]		[Valid=445 /-] [Invalid=6 /-] [Mean=14.378 /-] [StdDev=7.918 /-]			
# Sex_ChildwD1: 愛奇兒1性別					
Information		[Type= discrete] [Format=numeric] [Range= 1-2] [Missing=*/99/0]			
Statistics [NW/ W]		[Valid=410 /-] [Invalid=41 /-]			
Value		Label		Cases	Percentage
1		MALE		279	68.0%
2		FEMALE		131	32.0%
99				41	
Warning: these figures indicate the number of cases found in the data file. They cannot be interpreted as summary statistics of the population of interest.					
# Age_ChildwD2: 愛奇兒2年齡					
Information		[Type= continuous] [Format=numeric] [Range= 0.3-30] [Missing=*/99/0]			
Statistics [NW/ W]		[Valid=35 /-] [Invalid=416 /-] [Mean=12.006 /-] [StdDev=6.711 /-]			
# Sex_ChildwD2: 愛奇兒2性別					
Information		[Type= discrete] [Format=numeric] [Range= 1-2] [Missing=*/99/0]			
Statistics [NW/ W]		[Valid=36 /-] [Invalid=415 /-]			
Value		Label		Cases	Percentage
1		MALE		19	52.8%
2		FEMALE		17	47.2%
99				415	
Warning: these figures indicate the number of cases found in the data file. They cannot be interpreted as summary statistics of the population of interest.					
# Age_ChildwD3: 愛奇兒3年齡					
Information		[Type= discrete] [Format=numeric] [Range= 21-27] [Missing=*/99/0]			
Statistics [NW/ W]		[Valid=2 /-] [Invalid=449 /-] [Mean=24 /-] [StdDev=4.243 /-]			
Value		Label		Cases	Percentage
21				1	50.0%
27				1	50.0%
99				449	
Warning: these figures indicate the number of cases found in the data file. They cannot be interpreted as summary statistics of the population of interest.					
# Sex_ChildwD3: 愛奇兒3性別					
Information		[Type= discrete] [Format=numeric] [Range= 1-2] [Missing=*/99/0]			
Statistics [NW/ W]		[Valid=2 /-] [Invalid=449 /-]			
Value		Label		Cases	Percentage
1		MALE		1	50.0%
2		FEMALE		1	50.0%
99				449	
Warning: these figures indicate the number of cases found in the data file. They cannot be interpreted as summary statistics of the population of interest.					






File : data			
# N_ChildnD: 手足數量			
Information		[Type= discrete] [Format=numeric] [Range= 1-3] [Missing=*/99/0]	
Statistics [NW/ W]		[Valid=325 /-] [Invalid=126 /-] [Mean=1.255 /-] [StdDev=0.49 /-]	
Value	Label	Cases	Percentage
1		250	<div><div></div></div> 76.9%
2		67	<div><div></div></div> 20.6%
3		8	<div><div></div></div> 2.5%
99		126	
Warning: these figures indicate the number of cases found in the data file. They cannot be interpreted as summary statistics of the population of interest.			
# Age_ChildnD1: 手足1年齡			
Information		[Type= continuous] [Format=numeric] [Range= 1-41] [Missing=*/99/0]	
Statistics [NW/ W]		[Valid=317 /-] [Invalid=134 /-] [Mean=15.235 /-] [StdDev=8.468 /-]	
# Sex_ChildnD1: 手足1性別			
Information		[Type= discrete] [Format=numeric] [Range= 1-2] [Missing=*/99/0]	
Statistics [NW/ W]		[Valid=296 /-] [Invalid=155 /-]	
Value	Label	Cases	Percentage
1	MALE	131	<div><div></div></div> 44.3%
2	FEMALE	165	<div><div></div></div> 55.7%
99		155	
Warning: these figures indicate the number of cases found in the data file. They cannot be interpreted as summary statistics of the population of interest.			
# Age_ChildnD2: 手足2年齡			
Information		[Type= continuous] [Format=numeric] [Range= 1-38] [Missing=*/99/0]	
Statistics [NW/ W]		[Valid=74 /-] [Invalid=377 /-] [Mean=15.699 /-] [StdDev=9.232 /-]	
# Sex_ChildnD2: 手足2性別			
Information		[Type= discrete] [Format=numeric] [Range= 1-2] [Missing=*/99/0]	
Statistics [NW/ W]		[Valid=74 /-] [Invalid=377 /-]	
Value	Label	Cases	Percentage
1	MALE	30	<div><div></div></div> 40.5%
2	FEMALE	44	<div><div></div></div> 59.5%
99		377	
Warning: these figures indicate the number of cases found in the data file. They cannot be interpreted as summary statistics of the population of interest.			
# Age_ChildnD3: 手足3年齡			
Information		[Type= continuous] [Format=numeric] [Range= 3-33] [Missing=*/99/0]	
Statistics [NW/ W]		[Valid=9 /-] [Invalid=442 /-] [Mean=18.444 /-] [StdDev=10.667 /-]	
# Sex_ChildnD3: 手足3性別			
Information		[Type= discrete] [Format=numeric] [Range= 1-2] [Missing=*/99/0]	
Statistics [NW/ W]		[Valid=9 /-] [Invalid=442 /-]	
Value	Label	Cases	Percentage
1	MALE	3	<div><div></div></div> 33.3%
2	FEMALE	6	<div><div></div></div> 66.7%
99		442	

File : data			
# Sex_ChildnD3: 手足3性別			
<i>Warning: these figures indicate the number of cases found in the data file. They cannot be interpreted as summary statistics of the population of interest.</i>			
# marital: 婚姻狀況			
Information	[Type= discrete] [Format=numeric] [Range= 1-5] [Missing=*/99/0]		
Statistics [NW/ W]	[Valid=450 /-] [Invalid=1 /-]		
Value	Label	Cases	Percentage
1	married and coreside with partner	394	87.6%
2	married but seperated	18	4.0%
3	widowed	6	1.3%
4	divorced	28	6.2%
5	Not married	4	0.9%
99		1	
<i>Warning: these figures indicate the number of cases found in the data file. They cannot be interpreted as summary statistics of the population of interest.</i>			
# Employment: 職業狀況			
Information	[Type= discrete] [Format=numeric] [Range= 1-4] [Missing=*/99/0]		
Statistics [NW/ W]	[Valid=430 /-] [Invalid=21 /-]		
Value	Label	Cases	Percentage
1	full time	175	40.7%
2	part time	48	11.2%
3	unemployed	9	2.1%
4	housekeeping	198	46.0%
99		21	
<i>Warning: these figures indicate the number of cases found in the data file. They cannot be interpreted as summary statistics of the population of interest.</i>			
# Occupation: 職業類別			
Information	[Type= discrete] [Format=numeric] [Range= 1-6] [Missing=*/99/0]		
Statistics [NW/ W]	[Valid=161 /-] [Invalid=290 /-]		
Value	Label	Cases	Percentage
1	freelancer	22	13.7%
2	business	24	14.9%
3	industry	33	20.5%
4	argriculture	2	1.2%
5	government employees	28	17.4%
6	service industry	52	32.3%
99		290	
<i>Warning: these figures indicate the number of cases found in the data file. They cannot be interpreted as summary statistics of the population of interest.</i>			
# Fam_income_source: 家庭收入來源			
Information	[Type= discrete] [Format=numeric] [Range= 1-3] [Missing=*/99/0]		
Statistics [NW/ W]	[Valid=428 /-] [Invalid=23 /-]		
Value	Label	Cases	Percentage
1	both me and my spouse	127	29.7%
2	my spouse	200	46.7%
3	me	101	23.6%
99		23	

File : data			
# Fam_income_source: 家庭收入來源			
Warning: these figures indicate the number of cases found in the data file. They cannot be interpreted as summary statistics of the population of interest.			
# Fam_income_amount: 家庭經濟狀況			
Information		[Type= discrete] [Format=numeric] [Range= 1-7] [Missing=*/99/0]	
Statistics [NW/ W]		[Valid=435 /-] [Invalid=16 /-]	
Value	Label	Cases	Percentage
1	below 20000NTD	29	<div><div></div></div> 6.7%
2	20000-30000	65	<div><div></div></div> 14.9%
3	30000-40000	60	<div><div></div></div> 13.8%
4	40000-50000	66	<div><div></div></div> 15.2%
5	50000-60000	68	<div><div></div></div> 15.6%
6	60000-70000	52	<div><div></div></div> 12.0%
7	above 70000NTD	95	<div><div></div></div> 21.8%
99		16	
Warning: these figures indicate the number of cases found in the data file. They cannot be interpreted as summary statistics of the population of interest.			
# CareExpense: 愛奇兒療育支出(月)			
Information		[Type= continuous] [Format=numeric] [Range= 100-56880] [Missing=*/99/0]	
Statistics [NW/ W]		[Valid=349 /-] [Invalid=102 /-] [Mean=8390.917 /-] [StdDev=7576.888 /-]	
# CareTime: 照顧愛奇兒時間(每日)			
Information		[Type= continuous] [Format=numeric] [Range= 1-24] [Missing=*/99/0]	
Statistics [NW/ W]		[Valid=385 /-] [Invalid=66 /-] [Mean=12.226 /-] [StdDev=7.232 /-]	
# CarePersonnel: 外傭			
Information		[Type= discrete] [Format=numeric] [Range= 1-2] [Missing=*/99/0]	
Statistics [NW/ W]		[Valid=346 /-] [Invalid=105 /-]	
Value	Label	Cases	Percentage
1	yes	22	<div><div></div></div> 6.4%
2	no	324	<div><div></div></div> 93.6%
99		105	
Warning: these figures indicate the number of cases found in the data file. They cannot be interpreted as summary statistics of the population of interest.			
# Edu: 階段			
Information		[Type= discrete] [Format=numeric] [Range= 1-3] [Missing=*/99/0]	
Statistics [NW/ W]		[Valid=447 /-] [Invalid=4 /-]	
Value	Label	Cases	Percentage
1	EI	58	<div><div></div></div> 13.0%
2	ELEMENTARY-High	281	<div><div></div></div> 62.9%
3	Post-Secondary	108	<div><div></div></div> 24.2%
99		4	
Warning: these figures indicate the number of cases found in the data file. They cannot be interpreted as summary statistics of the population of interest.			
# Q1_1_1_1: 對於未來感到茫然、許多的未知			
Information		[Type= discrete] [Format=numeric] [Range= 1-5] [Missing=*/99/0]	
Statistics [NW/ W]		[Valid=446 /-] [Invalid=5 /-]	

File : data






Q1_1_1_1: 對於未來感到茫然、許多的未知

Value	Label	Cases	Percentage
1	沒有	7	 1.6%
2	輕微	25	 5.6%
3	普通	56	 12.6%
4	很強烈	161	 36.1%
5	非常強烈	197	 44.2%
99		5	

Warning: these figures indicate the number of cases found in the data file. They cannot be interpreted as summary statistics of the population of interest.

Q1_1_1_2: 面對孩子的狀況常感到手足無措






Information	[Type= discrete] [Format=numeric] [Range= 1-5] [Missing=*/99/0]
Statistics [NW/ W]	[Valid=443 /-] [Invalid=8 /-]

Value	Label	Cases	Percentage
1	沒有	6	 1.4%
2	輕微	19	 4.3%
3	普通	73	 16.5%
4	很強烈	152	 34.3%
5	非常強烈	193	 43.6%
0		2	
99		6	

Warning: these figures indicate the number of cases found in the data file. They cannot be interpreted as summary statistics of the population of interest.

Q1_1_1_3: 對於孩子有問題會感到自責、有罪惡感






Information	[Type= discrete] [Format=numeric] [Range= 1-5] [Missing=*/99/0]
Statistics [NW/ W]	[Valid=443 /-] [Invalid=8 /-]
















Value	Label	Cases	Percentage
1	沒有	30	 6.8%
2	輕微	38	 8.6%
3	普通	96	 21.7%
4	很強烈	129	 29.1%
5	非常強烈	150	 33.9%
0		2	
99		6	

Warning: these figures indicate the number of cases found in the data file. They cannot be interpreted as summary statistics of the population of interest.

Q1_1_1_4: 面對孩子的狀況會感到震驚

Information	[Type= discrete] [Format=numeric] [Range= 1-5] [Missing=*/99/0]
Statistics [NW/ W]	[Valid=444 /-] [Invalid=7 /-]

Value	Label	Cases	Percentage
1	沒有	12	 2.7%
2	輕微	37	 8.3%
3	普通	84	 18.9%
4	很強烈	141	 31.8%
5	非常強烈	170	 38.3%
0		1	

File : data			
# Q1_1_1_4: 面對孩子的狀況會感到震驚			
Value	Label	Cases	Percentage
99		6	
<i>Warning: these figures indicate the number of cases found in the data file. They cannot be interpreted as summary statistics of the population of interest.</i>			
# Q1_1_1_5: 心裡常常覺得悲傷難過			
Information	[Type= discrete] [Format=numeric] [Range= 1-5] [Missing=*/99/0]		
Statistics [NW/ W]	[Valid=444 /-] [Invalid=7 /-]		
Value	Label	Cases	Percentage
1	沒有	17	 3.8%
2	輕微	43	 9.7%
3	普通	79	 17.8%
4	很強烈	132	 29.7%
5	非常強烈	173	 39.0%
0		1	
99		6	
<i>Warning: these figures indicate the number of cases found in the data file. They cannot be interpreted as summary statistics of the population of interest.</i>			
# Q1_1_1_6: 面對上述的各種情緒，有時也會想壓抑這些情緒			
Information	[Type= discrete] [Format=numeric] [Range= 1-5] [Missing=*/99/0]		
Statistics [NW/ W]	[Valid=437 /-] [Invalid=14 /-]		
Value	Label	Cases	Percentage
1	沒有	10	 2.3%
2	輕微	34	 7.8%
3	普通	87	 19.9%
4	很強烈	149	 34.1%
5	非常強烈	157	 35.9%
0		2	
99		12	
<i>Warning: these figures indicate the number of cases found in the data file. They cannot be interpreted as summary statistics of the population of interest.</i>			
# Q1_1_2_1: 醫生告訴我孩子確切診斷時，說話的方式讓我覺得很有距離感/冷漠			
Information	[Type= discrete] [Format=numeric] [Range= 1-5] [Missing=*/99/0]		
Statistics [NW/ W]	[Valid=446 /-] [Invalid=5 /-]		
Value	Label	Cases	Percentage
1	沒有	79	 17.7%
2	輕微	39	 8.7%
3	普通	132	 29.6%
4	很強烈	130	 29.1%
5	非常強烈	66	 14.8%
0		1	
99		4	
<i>Warning: these figures indicate the number of cases found in the data file. They cannot be interpreted as summary statistics of the population of interest.</i>			
# Q1_1_2_2: 專業人員提供的資訊不充分，而讓我感到難以理解			
Information	[Type= discrete] [Format=numeric] [Range= 1-5] [Missing=*/99/0]		
Statistics [NW/ W]	[Valid=446 /-] [Invalid=5 /-]		

File : data

Q1_1_2_2: 專業人員提供的資訊不充分，而讓我感到難以理解

Value	Label	Cases	Percentage
1	沒有	48	<div><div></div></div> 10.8%
2	輕微	53	<div><div></div></div> 11.9%
3	普通	138	<div><div></div></div> 30.9%
4	很強烈	140	<div><div></div></div> 31.4%
5	非常強烈	67	<div><div></div></div> 15.0%
0		1	
99		4	

Warning: these figures indicate the number of cases found in the data file. They cannot be interpreted as summary statistics of the population of interest.

Q1_1_2_3: 面對醫療反覆評估感到疲憊

Information	[Type= discrete] [Format=numeric] [Range= 1-5] [Missing=*/99/0]
Statistics [NW/ W]	[Valid=443 /-] [Invalid=8 /-]

Value	Label	Cases	Percentage
1	沒有	27	<div><div></div></div> 6.1%
2	輕微	39	<div><div></div></div> 8.8%
3	普通	104	<div><div></div></div> 23.5%
4	很強烈	140	<div><div></div></div> 31.6%
5	非常強烈	133	<div><div></div></div> 30.0%
0		3	
99		5	

Warning: these figures indicate the number of cases found in the data file. They cannot be interpreted as summary statistics of the population of interest.

Q1_1_2_4: 得知評估結果，令我害怕面對結果

Information	[Type= discrete] [Format=numeric] [Range= 1-5] [Missing=*/99/0]
Statistics [NW/ W]	[Valid=444 /-] [Invalid=7 /-]

Value	Label	Cases	Percentage
1	沒有	27	<div><div></div></div> 6.1%
2	輕微	47	<div><div></div></div> 10.6%
3	普通	106	<div><div></div></div> 23.9%
4	很強烈	141	<div><div></div></div> 31.8%
5	非常強烈	123	<div><div></div></div> 27.7%
0		1	
99		6	

Warning: these figures indicate the number of cases found in the data file. They cannot be interpreted as summary statistics of the population of interest.

Q1_1_2_5: 診斷過程中，會承受家人的諸多壓力，包括情緒無法獲得支持、甚至可能被身邊的人責備

Information	[Type= discrete] [Format=numeric] [Range= 1-5] [Missing=*/99/0]
Statistics [NW/ W]	[Valid=442 /-] [Invalid=9 /-]

Value	Label	Cases	Percentage
1	沒有	57	<div><div></div></div> 12.9%
2	輕微	51	<div><div></div></div> 11.5%
3	普通	97	<div><div></div></div> 21.9%
4	很強烈	122	<div><div></div></div> 27.6%
5	非常強烈	115	<div><div></div></div> 26.0%

File : data






Q1_1_2_5: 診斷過程中，會承受家人的諸多壓力，包括情緒無法獲得支持、甚至可能被身邊的人責備

Value	Label	Cases	Percentage
0		3	
99		6	

Warning: these figures indicate the number of cases found in the data file. They cannot be interpreted as summary statistics of the population of interest.

Q1_1_2_6: 同意辦身心障礙手冊/證明/發展遲緩證明時，象徵孩子沒有希望






Information	[Type= discrete] [Format=numeric] [Range= 1-5] [Missing=*/99/0]
Statistics [NW/ W]	[Valid=443 /-] [Invalid=8 /-]

Value	Label	Cases	Percentage
1	沒有	96	 21.7%
2	輕微	56	 12.6%
3	普通	137	 30.9%
4	很強烈	85	 19.2%
5	非常強烈	69	 15.6%
0		4	
99		4	

Warning: these figures indicate the number of cases found in the data file. They cannot be interpreted as summary statistics of the population of interest.

Q1_1_2_7: 面對各種療育資訊，初期毫無頭緒、希望有統一窗口






Information	[Type= discrete] [Format=numeric] [Range= 1-5] [Missing=*/99/0]
Statistics [NW/ W]	[Valid=440 /-] [Invalid=11 /-]

Value	Label	Cases	Percentage
1	沒有	17	 3.9%
2	輕微	28	 6.4%
3	普通	64	 14.5%
4	很強烈	155	 35.2%
5	非常強烈	176	 40.0%
0		5	
99		6	

Warning: these figures indicate the number of cases found in the data file. They cannot be interpreted as summary statistics of the population of interest.

Q1_1_3_1: 當孩子可能有異狀時，想帶孩子去評估，不被配偶支持

Information	[Type= discrete] [Format=numeric] [Range= 1-5] [Missing=*/99/0]
Statistics [NW/ W]	[Valid=439 /-] [Invalid=12 /-]

Value	Label	Cases	Percentage
1	沒有	224	 51.0%
2	輕微	41	 9.3%
3	普通	85	 19.4%
4	很強烈	52	 11.8%
5	非常強烈	37	 8.4%
0		5	
99		7	

Warning: these figures indicate the number of cases found in the data file. They cannot be interpreted as summary statistics of the population of interest.

Q1_1_3_2: 缺乏自己的父母及其他家人的支持

Information	[Type= discrete] [Format=numeric] [Range= 1-5] [Missing=*/99/0]
-------------	---

File : data			
# Q1_1_3_2: 缺乏自己的父母及其他家人的支持			
Statistics [NW/ W]		[Valid=448 /-] [Invalid=3 /-]	
Value	Label	Cases	Percentage
1	沒有	133	29.7%
2	輕微	61	13.6%
3	普通	110	24.6%
4	很強烈	88	19.6%
5	非常強烈	56	12.5%
99		3	
Warning: these figures indicate the number of cases found in the data file. They cannot be interpreted as summary statistics of the population of interest.			
# Q1_1_3_3: 缺乏配偶家人(ex.婆家)的支持			
Information		[Type= discrete] [Format=numeric] [Range= 1-5] [Missing=*/99/0]	
Statistics [NW/ W]		[Valid=442 /-] [Invalid=9 /-]	
Value	Label	Cases	Percentage
1	沒有	134	30.3%
2	輕微	55	12.4%
3	普通	91	20.6%
4	很強烈	77	17.4%
5	非常強烈	85	19.2%
0		6	
99		3	
Warning: these figures indicate the number of cases found in the data file. They cannot be interpreted as summary statistics of the population of interest.			
# Q1_1_3_4: 沒有跟我一樣狀況的家庭的陪伴			
Information		[Type= discrete] [Format=numeric] [Range= 1-5] [Missing=*/99/0]	
Statistics [NW/ W]		[Valid=446 /-] [Invalid=5 /-]	
Value	Label	Cases	Percentage
1	沒有	84	18.8%
2	輕微	54	12.1%
3	普通	140	31.4%
4	很強烈	98	22.0%
5	非常強烈	70	15.7%
0		2	
99		3	
Warning: these figures indicate the number of cases found in the data file. They cannot be interpreted as summary statistics of the population of interest.			
# Q1_2_1_1_1: 夫妻兩人無法同時兼顧工作與照顧			
Information		[Type= discrete] [Format=numeric] [Range= 1-5] [Missing=*/99/0]	
Statistics [NW/ W]		[Valid=404 /-] [Invalid=47 /-]	
Value	Label	Cases	Percentage
1	沒有	70	17.3%
2	輕微	27	6.7%
3	普通	56	13.9%
4	很強烈	98	24.3%
5	非常強烈	153	37.9%

File : data

Q1_2_1_1: 夫妻兩人無法同時兼顧工作與照顧

Value	Label	Cases	Percentage
0		28	
99		19	

Warning: these figures indicate the number of cases found in the data file. They cannot be interpreted as summary statistics of the population of interest.

Q1_2_1_2: 不放心請外傭或他人幫忙

Information	[Type= discrete] [Format=numeric] [Range= 1-5] [Missing=*/99/0]
Statistics [NW/ W]	[Valid=386 /-] [Invalid=65 /-]

Value	Label	Cases	Percentage
1	沒有	88	<div><div></div></div> 22.8%
2	輕微	24	<div><div></div></div> 6.2%
3	普通	58	<div><div></div></div> 15.0%
4	很強烈	103	<div><div></div></div> 26.7%
5	非常強烈	113	<div><div></div></div> 29.3%
0		39	
99		26	

Warning: these figures indicate the number of cases found in the data file. They cannot be interpreted as summary statistics of the population of interest.

Q1_2_1_3: 需要為孩子排更多時間復健

Information	[Type= discrete] [Format=numeric] [Range= 1-5] [Missing=*/99/0]
Statistics [NW/ W]	[Valid=412 /-] [Invalid=39 /-]

Value	Label	Cases	Percentage
1	沒有	53	<div><div></div></div> 12.9%
2	輕微	24	<div><div></div></div> 5.8%
3	普通	55	<div><div></div></div> 13.3%
4	很強烈	120	<div><div></div></div> 29.1%
5	非常強烈	160	<div><div></div></div> 38.8%
0		24	
99		15	

Warning: these figures indicate the number of cases found in the data file. They cannot be interpreted as summary statistics of the population of interest.

Q1_2_1_2: 家庭須保有較高者的經濟收入，於是我讓自己辭去工作，承受職業生涯的失落

Information	[Type= discrete] [Format=numeric] [Range= 1-5] [Missing=*/99/0]
Statistics [NW/ W]	[Valid=403 /-] [Invalid=48 /-]

Value	Label	Cases	Percentage
1	沒有	137	<div><div></div></div> 34.0%
2	輕微	33	<div><div></div></div> 8.2%
3	普通	71	<div><div></div></div> 17.6%
4	很強烈	75	<div><div></div></div> 18.6%
5	非常強烈	87	<div><div></div></div> 21.6%
0		35	
99		13	

Warning: these figures indicate the number of cases found in the data file. They cannot be interpreted as summary statistics of the population of interest.






Q1_2_3_1: 對孩子與家庭的付出被認為理所當然時，讓我感到不公平

Information	[Type= discrete] [Format=numeric] [Range= 1-5] [Missing=*/99/0]
-------------	---

File : data

Q1_2_3_1: 對孩子與家庭的付出被認為理所當然時，讓我感到不公平

Statistics [NW/ W] [Valid=437 /-] [Invalid=14 /-]

Value	Label	Cases	Percentage
1	沒有	84	 19.2%
2	輕微	43	 9.8%
3	普通	106	 24.3%
4	很強烈	112	 25.6%
5	非常強烈	92	 21.1%
0		6	
99		8	

Warning: these figures indicate the number of cases found in the data file. They cannot be interpreted as summary statistics of the population of interest.

Q1_2_3_2: 會感到自己是不被理解，難以和朋友甚或家人互動、心情也很難和人交流，感覺是與外界隔絕、有孤立感

Information	[Type= discrete] [Format=numeric] [Range= 1-5] [Missing=*/99/0]
Statistics [NW/ W]	[Valid=440 /-] [Invalid=11 /-]

Value	Label	Cases	Percentage
1	沒有	69	15.7%
2	輕微	53	12.0%
3	普通	113	25.7%
4	很強烈	112	25.5%
5	非常強烈	93	21.1%
0		4	
99		7	

Warning: these figures indicate the number of cases found in the data file. They cannot be interpreted as summary statistics of the population of interest.

Q1_2_3_3_1: 不知道自己還可以做些什麼

Information	[Type= discrete] [Format=numeric] [Range= 1-5] [Missing=*/99/0]
Statistics [NW/ W]	[Valid=439 /-] [Invalid=12 /-]

Value	Label	Cases	Percentage
1	沒有	30	6.8%
2	輕微	44	10.0%
3	普通	94	21.4%
4	很強烈	147	33.5%
5	非常強烈	124	28.2%
0		3	
99		9	

Warning: these figures indicate the number of cases found in the data file. They cannot be interpreted as summary statistics of the population of interest.

Q1_2_3_3_2: 看不到孩子的復健成果，甚至覺得他不會進步了

Information	[Type= discrete] [Format=numeric] [Range= 1-5] [Missing=*/99/0]
Statistics [NW/ W]	[Valid=435 /-] [Invalid=16 /-]

Value	Label	Cases	Percentage
1	沒有	60	13.8%
2	輕微	57	13.1%
3	普通	106	24.4%
4	很強烈	136	31.3%
5	非常強烈	76	17.5%
0		5	
99		11	

Warning: these figures indicate the number of cases found in the data file. They cannot be interpreted as summary statistics of the population of interest.

Q1_2_3_4: 照顧一個或多個孩子的力不從心(雖只有一個孩子仍力不從心)

Information	[Type= discrete] [Format=numeric] [Range= 1-5] [Missing=*/99/0]
Statistics [NW/ W]	[Valid=433 /-] [Invalid=18 /-]

Value	Label	Cases	Percentage
1	沒有	31	7.2%
2	輕微	39	9.0%
3	普通	81	18.7%
4	很強烈	147	33.9%

# Q1_2_3_4: 照顧一個或多個孩子的力不從心(雖只有一個孩子仍力不從心)			
Value	Label	Cases	Percentage
5	非常強烈	135	<div><div></div></div> 31.2%
0		6	
99		12	
Warning: these figures indicate the number of cases found in the data file. They cannot be interpreted as summary statistics of the population of interest.			
# Q1_3_1_1: 當孩子分班時，常常得自己為孩子尋找最合適的班級或安排...			
Information	[Type= discrete] [Format=numeric] [Range= 1-5] [Missing=*/99/0]		
Statistics [NW/ W]	[Valid=389 /-] [Invalid=62 /-]		
Value	Label	Cases	Percentage
1	沒有	31	<div><div></div></div> 8.0%
2	輕微	19	<div><div></div></div> 4.9%
3	普通	72	<div><div></div></div> 18.5%
4	很強烈	129	<div><div></div></div> 33.2%
5	非常強烈	138	<div><div></div></div> 35.5%
0		8	
99		54	
Warning: these figures indicate the number of cases found in the data file. They cannot be interpreted as summary statistics of the population of interest.			
# Q1_3_1_2: 在意學校是否具有足夠的安全性，包括硬體的設備與軟體(師資/態度/校園友善等)部分			
Information	[Type= discrete] [Format=numeric] [Range= 1-5] [Missing=*/99/0]		
Statistics [NW/ W]	[Valid=389 /-] [Invalid=62 /-]		
Value	Label	Cases	Percentage
1	沒有	8	<div><div></div></div> 2.1%
2	輕微	22	<div><div></div></div> 5.7%
3	普通	66	<div><div></div></div> 17.0%
4	很強烈	123	<div><div></div></div> 31.6%
5	非常強烈	170	<div><div></div></div> 43.7%
0		8	
99		54	
Warning: these figures indicate the number of cases found in the data file. They cannot be interpreted as summary statistics of the population of interest.			
# Q1_3_1_3: 當教育制度改變時，擔憂是否對愛奇兒更為不利...			
Information	[Type= discrete] [Format=numeric] [Range= 1-5] [Missing=*/99/0]		
Statistics [NW/ W]	[Valid=388 /-] [Invalid=63 /-]		
Value	Label	Cases	Percentage
1	沒有	13	<div><div></div></div> 3.4%
2	輕微	14	<div><div></div></div> 3.6%
3	普通	58	<div><div></div></div> 14.9%
4	很強烈	136	<div><div></div></div> 35.1%
5	非常強烈	167	<div><div></div></div> 43.0%
0		5	
99		58	
Warning: these figures indicate the number of cases found in the data file. They cannot be interpreted as summary statistics of the population of interest.			
# Q1_3_2_1: 擔心學校承辦人員或教師的負面回應			
Information	[Type= discrete] [Format=numeric] [Range= 1-5] [Missing=*/99/0]		
Statistics [NW/ W]	[Valid=393 /-] [Invalid=58 /-]		

# Q1_3_2_1: 擔心學校承辦人員或教師的負面回應			
Value	Label	Cases	Percentage
1	沒有	11	<div><div></div></div> 2.8%
2	輕微	25	<div><div></div></div> 6.4%
3	普通	65	<div><div></div></div> 16.5%
4	很強烈	128	<div><div></div></div> 32.6%
5	非常強烈	164	<div><div></div></div> 41.7%
0		4	
99		54	
Warning: these figures indicate the number of cases found in the data file. They cannot be interpreted as summary statistics of the population of interest.			
# Q1_3_2_2: 當孩子進入新的班級或學校，我也需要適應新的老師及教學模式			
Information		[Type= discrete] [Format=numeric] [Range= 1-5] [Missing=*/99/0]	
Statistics [NW/ W]		[Valid=391 /-] [Invalid=60 /-]	
Value	Label	Cases	Percentage
1	沒有	10	<div><div></div></div> 2.6%
2	輕微	12	<div><div></div></div> 3.1%
3	普通	72	<div><div></div></div> 18.4%
4	很強烈	162	<div><div></div></div> 41.4%
5	非常強烈	135	<div><div></div></div> 34.5%
0		5	
99		55	
Warning: these figures indicate the number of cases found in the data file. They cannot be interpreted as summary statistics of the population of interest.			
# Q1_3_2_3: 如果遇到不適任教師而學校不給予回應的時候，我感到的壓力程度			
Information		[Type= discrete] [Format=numeric] [Range= 1-5] [Missing=*/99/0]	
Statistics [NW/ W]		[Valid=391 /-] [Invalid=60 /-]	
Value	Label	Cases	Percentage
1	沒有	15	<div><div></div></div> 3.8%
2	輕微	10	<div><div></div></div> 2.6%
3	普通	59	<div><div></div></div> 15.1%
4	很強烈	139	<div><div></div></div> 35.5%
5	非常強烈	168	<div><div></div></div> 43.0%
0		5	
99		55	
Warning: these figures indicate the number of cases found in the data file. They cannot be interpreted as summary statistics of the population of interest.			
# Q1_3_2_4: 時常經歷承辦人員或教師無法提供相關訊息			
Information		[Type= discrete] [Format=numeric] [Range= 1-5] [Missing=*/99/0]	
Statistics [NW/ W]		[Valid=390 /-] [Invalid=61 /-]	
Value	Label	Cases	Percentage
1	沒有	31	<div><div></div></div> 7.9%
2	輕微	37	<div><div></div></div> 9.5%
3	普通	123	<div><div></div></div> 31.5%
4	很強烈	110	<div><div></div></div> 28.2%
5	非常強烈	89	<div><div></div></div> 22.8%
0		4	
99		57	

# Q1_3_2_4: 時常經歷承辦人員或教師無法提供相關訊息			
Warning: these figures indicate the number of cases found in the data file. They cannot be interpreted as summary statistics of the population of interest.			
# Q1_3_2_5: 當另一半對孩子的接納程度與我不同時，會讓我在教養上感到壓力			
Information	[Type= discrete] [Format=numeric] [Range= 1-5] [Missing=*/99/0]		
Statistics [NW/ W]	[Valid=385 /-] [Invalid=66 /-]		
Value	Label	Cases	Percentage
1	沒有	47	12.2%
2	輕微	32	8.3%
3	普通	76	19.7%
4	很強烈	119	30.9%
5	非常強烈	111	28.8%
0		7	
99		59	
Warning: these figures indicate the number of cases found in the data file. They cannot be interpreted as summary statistics of the population of interest.			
# Q1_3_3: 早期很專注在愛奇兒的療育，好長的時間都忽略手足，而手足也開始出現一些狀況（如果沒有手足，請跳過本題）			
Information	[Type= discrete] [Format=numeric] [Range= 1-5] [Missing=*/99/0]		
Statistics [NW/ W]	[Valid=319 /-] [Invalid=132 /-]		
Value	Label	Cases	Percentage
1	沒有	33	10.3%
2	輕微	47	14.7%
3	普通	77	24.1%
4	很強烈	82	25.7%
5	非常強烈	80	25.1%
0		27	
99		105	
Warning: these figures indicate the number of cases found in the data file. They cannot be interpreted as summary statistics of the population of interest.			
# Q1_4_1_1: 結束國民教育後，不再有清楚的未來，無法找到合適的機構			
Information	[Type= discrete] [Format=numeric] [Range= 1-5] [Missing=*/99/0]		
Statistics [NW/ W]	[Valid=157 /-] [Invalid=294 /-]		
Value	Label	Cases	Percentage
1	沒有	10	6.4%
2	輕微	8	5.1%
3	普通	28	17.8%
4	很強烈	40	25.5%
5	非常強烈	71	45.2%
0		8	
99		286	
Warning: these figures indicate the number of cases found in the data file. They cannot be interpreted as summary statistics of the population of interest.			
# Q1_4_1_2: 擔心孩子的就業問題			
Information	[Type= discrete] [Format=numeric] [Range= 1-5] [Missing=*/99/0]		
Statistics [NW/ W]	[Valid=150 /-] [Invalid=301 /-]		
Value	Label	Cases	Percentage
1	沒有	14	9.3%






Q1_4_1_2: 擔心孩子的就業問題

Value	Label	Cases	Percentage
2	輕微	7	 4.7%
3	普通	10	 6.7%
4	很強烈	35	 23.3%
5	非常強烈	84	 56.0%
0		15	
99		286	

Warning: these figures indicate the number of cases found in the data file. They cannot be interpreted as summary statistics of the population of interest.

Q1_4_2_1: 擔心現有機構的數量不多、招收名額不多






Information	[Type= discrete] [Format=numeric] [Range= 1-5] [Missing=*/99/0]
Statistics [NW/ W]	[Valid=156 /-] [Invalid=295 /-]

Value	Label	Cases	Percentage
1	沒有	13	 8.3%
2	輕微	5	 3.2%
3	普通	16	 10.3%
4	很強烈	46	 29.5%
5	非常強烈	76	 48.7%
0		8	
99		287	

Warning: these figures indicate the number of cases found in the data file. They cannot be interpreted as summary statistics of the population of interest.

Q1_4_2_2: 我和機構之間，對孩子狀況的認定不同，或選擇與期待不一致






Information	[Type= discrete] [Format=numeric] [Range= 1-5] [Missing=*/99/0]
Statistics [NW/ W]	[Valid=154 /-] [Invalid=297 /-]

Value	Label	Cases	Percentage
1	沒有	19	 12.3%
2	輕微	13	 8.4%
3	普通	21	 13.6%
4	很強烈	48	 31.2%
5	非常強烈	53	 34.4%
0		9	
99		288	

Warning: these figures indicate the number of cases found in the data file. They cannot be interpreted as summary statistics of the population of interest.

Q1_4_3_1: 如果沒找到適當機構/工作，我需要安排愛奇兒的日常生活，讓我有壓力

Information	[Type= discrete] [Format=numeric] [Range= 1-5] [Missing=*/99/0]
Statistics [NW/ W]	[Valid=159 /-] [Invalid=292 /-]

Value	Label	Cases	Percentage
1	沒有	13	 8.2%
2	輕微	7	 4.4%
3	普通	16	 10.1%
4	很強烈	41	 25.8%
5	非常強烈	82	 51.6%
0		6	
99		286	

Warning: these figures indicate the number of cases found in the data file. They cannot be interpreted as summary statistics of the population of interest.

# Q1_4_3_2: 持續訓練孩子的復健及生活自理，是居家愛奇兒的一大問題			
Information	[Type= discrete] [Format=numeric] [Range= 1-5] [Missing=*/99/0]		
Statistics [NW/ W]	[Valid=158 /-] [Invalid=293 /-]		
Value	Label	Cases	Percentage
1	沒有	14	<div><div></div></div> 8.9%
2	輕微	10	<div><div></div></div> 6.3%
3	普通	18	<div><div></div></div> 11.4%
4	很強烈	40	<div><div></div></div> 25.3%
5	非常強烈	76	<div><div></div></div> 48.1%
0		7	
99		286	
Warning: these figures indicate the number of cases found in the data file. They cannot be interpreted as summary statistics of the population of interest.			
# Q1_4_3_3: 成年愛奇兒沒有機構可去，長時間和愛奇兒相處感到壓力			
Information	[Type= discrete] [Format=numeric] [Range= 1-5] [Missing=*/99/0]		
Statistics [NW/ W]	[Valid=154 /-] [Invalid=297 /-]		
Value	Label	Cases	Percentage
1	沒有	21	<div><div></div></div> 13.6%
2	輕微	8	<div><div></div></div> 5.2%
3	普通	17	<div><div></div></div> 11.0%
4	很強烈	36	<div><div></div></div> 23.4%
5	非常強烈	72	<div><div></div></div> 46.8%
0		9	
99		288	
Warning: these figures indicate the number of cases found in the data file. They cannot be interpreted as summary statistics of the population of interest.			
# Q1_4_4: 另一半退休了，夫妻不太知道如何相處			
Information	[Type= discrete] [Format=numeric] [Range= 1-5] [Missing=*/99/0]		
Statistics [NW/ W]	[Valid=138 /-] [Invalid=313 /-]		
Value	Label	Cases	Percentage
1	沒有	39	<div><div></div></div> 28.3%
2	輕微	13	<div><div></div></div> 9.4%
3	普通	35	<div><div></div></div> 25.4%
4	很強烈	25	<div><div></div></div> 18.1%
5	非常強烈	26	<div><div></div></div> 18.8%
0		25	
99		288	
Warning: these figures indicate the number of cases found in the data file. They cannot be interpreted as summary statistics of the population of interest.			
# Q2_1_1: 家人能夠從行動與態度上支持，可以很自然不刻意的提供我協助			
Information	[Type= discrete] [Format=numeric] [Range= 1-5] [Missing=*/99/0]		
Statistics [NW/ W]	[Valid=439 /-] [Invalid=12 /-]		
Value	Label	Cases	Percentage
1	沒有或非常微小	72	<div><div></div></div> 16.4%
2	少量	63	<div><div></div></div> 14.4%
3	普通	159	<div><div></div></div> 36.2%
4	很充足	109	<div><div></div></div> 24.8%

# Q2_1_1: 家人能夠從行動與態度上支持，可以很自然不刻意的提供我協助			
Value	Label	Cases	Percentage
5	非常充足	36	<div><div></div></div> 8.2%
0		1	
99		11	
Warning: these figures indicate the number of cases found in the data file. They cannot be interpreted as summary statistics of the population of interest.			
# Q2_1_2: 專業人員或醫療人員能夠引導我，並幫助我獲得各種資訊			
Information	[Type= discrete] [Format=numeric] [Range= 1-5] [Missing=*/99/0]		
Statistics [NW/ W]	[Valid=440 /-] [Invalid=11 /-]		
Value	Label	Cases	Percentage
1	沒有或非常微小	22	<div><div></div></div> 5.0%
2	少量	69	<div><div></div></div> 15.7%
3	普通	214	<div><div></div></div> 48.6%
4	很充足	113	<div><div></div></div> 25.7%
5	非常充足	22	<div><div></div></div> 5.0%
0		1	
99		10	
Warning: these figures indicate the number of cases found in the data file. They cannot be interpreted as summary statistics of the population of interest.			
# Q2_1_3: 專業人員或醫療人員能以友善、樂於協助的態度回應我			
Information	[Type= discrete] [Format=numeric] [Range= 1-5] [Missing=*/99/0]		
Statistics [NW/ W]	[Valid=440 /-] [Invalid=11 /-]		
Value	Label	Cases	Percentage
1	沒有或非常微小	15	<div><div></div></div> 3.4%
2	少量	46	<div><div></div></div> 10.5%
3	普通	210	<div><div></div></div> 47.7%
4	很充足	143	<div><div></div></div> 32.5%
5	非常充足	26	<div><div></div></div> 5.9%
0		1	
99		10	
Warning: these figures indicate the number of cases found in the data file. They cannot be interpreted as summary statistics of the population of interest.			
# Q2_1_4: 在超出醫療所能做的時候，我的醫師讓我感受到願意盡力協助我			
Information	[Type= discrete] [Format=numeric] [Range= 1-5] [Missing=*/99/0]		
Statistics [NW/ W]	[Valid=440 /-] [Invalid=11 /-]		
Value	Label	Cases	Percentage
1	沒有或非常微小	38	<div><div></div></div> 8.6%
2	少量	92	<div><div></div></div> 20.9%
3	普通	196	<div><div></div></div> 44.5%
4	很充足	86	<div><div></div></div> 19.5%
5	非常充足	28	<div><div></div></div> 6.4%
0		1	
99		10	
Warning: these figures indicate the number of cases found in the data file. They cannot be interpreted as summary statistics of the population of interest.			
# Q2_1_5: 當孩子被確診的初期，特別在資源與醫療部份，能有全盤性的引導、有統一提供諮詢的窗口			
Information	[Type= discrete] [Format=numeric] [Range= 1-5] [Missing=*/99/0]		
Statistics [NW/ W]	[Valid=441 /-] [Invalid=10 /-]		

Q2_1_5: 當孩子被確診的初期，特別在資源與醫療部份，能有全盤性的引導、有統一提供諮詢的窗口

Value	Label	Cases	Percentage
1	沒有或非常微小	85	<div><div></div></div> 19.3%
2	少量	121	<div><div></div></div> 27.4%
3	普通	165	<div><div></div></div> 37.4%
4	很充足	50	<div><div></div></div> 11.3%
5	非常充足	20	<div><div></div></div> 4.5%
0		1	
99		9	

Warning: these figures indicate the number of cases found in the data file. They cannot be interpreted as summary statistics of the population of interest.

Q2_1_6: 當專業人員建議我辦身心障礙手冊/證明/發展遲緩證明時，能夠先理解我需要跨越的心理障礙

Information	[Type= discrete] [Format=numeric] [Range= 1-5] [Missing=*/99/0]
Statistics [NW/ W]	[Valid=433 /-] [Invalid=18 /-]

Value	Label	Cases	Percentage
1	沒有或非常微小	91	<div><div></div></div> 21.0%
2	少量	83	<div><div></div></div> 19.2%
3	普通	160	<div><div></div></div> 37.0%
4	很充足	74	<div><div></div></div> 17.1%
5	非常充足	25	<div><div></div></div> 5.8%
0		6	
99		12	

Warning: these figures indicate the number of cases found in the data file. They cannot be interpreted as summary statistics of the population of interest.

Q2_1_7: 專業人員能夠幫助我理解領手冊/證明時的好處

Information	[Type= discrete] [Format=numeric] [Range= 1-5] [Missing=*/99/0]
Statistics [NW/ W]	[Valid=436 /-] [Invalid=15 /-]

Value	Label	Cases	Percentage
1	沒有或非常微小	73	<div><div></div></div> 16.7%
2	少量	80	<div><div></div></div> 18.3%
3	普通	161	<div><div></div></div> 36.9%
4	很充足	90	<div><div></div></div> 20.6%
5	非常充足	32	<div><div></div></div> 7.3%
0		6	
99		9	

Warning: these figures indicate the number of cases found in the data file. They cannot be interpreted as summary statistics of the population of interest.

Q2_1_8: 能有跟我相同背景的家長陪伴我，安撫心情、資訊交流

Information	[Type= discrete] [Format=numeric] [Range= 1-5] [Missing=*/99/0]
Statistics [NW/ W]	[Valid=440 /-] [Invalid=11 /-]

Value	Label	Cases	Percentage
1	沒有或非常微小	72	<div><div></div></div> 16.4%
2	少量	71	<div><div></div></div> 16.1%
3	普通	149	<div><div></div></div> 33.9%
4	很充足	104	<div><div></div></div> 23.6%
5	非常充足	44	<div><div></div></div> 10.0%
0		1	
99		10	






# Q2_1_8: 能有跟我相同背景的家長陪伴我，安撫心情、資訊交流			
Warning: these figures indicate the number of cases found in the data file. They cannot be interpreted as summary statistics of the population of interest.			
# Q2_2_1: 同樣都有愛奇兒的家長或專業工作者，能提供我更完整的資源(早療、復健與醫療等)			
Information	[Type= discrete] [Format=numeric] [Range= 1-5] [Missing=*/99/0]		
Statistics [NW/ W]	[Valid=426 /-] [Invalid=25 /-]		
Value	Label	Cases	Percentage
1	沒有或非常微小	38	<div><div></div></div> 8.9%
2	少量	60	<div><div></div></div> 14.1%
3	普通	170	<div><div></div></div> 39.9%
4	很充足	130	<div><div></div></div> 30.5%
5	非常充足	28	<div><div></div></div> 6.6%
0		9	
99		16	
Warning: these figures indicate the number of cases found in the data file. They cannot be interpreted as summary statistics of the population of interest.			
# Q2_2_2: 家人/朋友/鄰居/或工作職場，願意主動替我分擔一些勞務，使我感到被接納與支持			
Information	[Type= discrete] [Format=numeric] [Range= 1-5] [Missing=*/99/0]		
Statistics [NW/ W]	[Valid=431 /-] [Invalid=20 /-]		
Value	Label	Cases	Percentage
1	沒有或非常微小	78	<div><div></div></div> 18.1%
2	少量	105	<div><div></div></div> 24.4%
3	普通	146	<div><div></div></div> 33.9%
4	很充足	83	<div><div></div></div> 19.3%
5	非常充足	19	<div><div></div></div> 4.4%
0		6	
99		14	
Warning: these figures indicate the number of cases found in the data file. They cannot be interpreted as summary statistics of the population of interest.			
# Q2_2_3: 我的配偶願意一同參與，並主動理解孩子的真實情況			
Information	[Type= discrete] [Format=numeric] [Range= 1-5] [Missing=*/99/0]		
Statistics [NW/ W]	[Valid=419 /-] [Invalid=32 /-]		
Value	Label	Cases	Percentage
1	沒有或非常微小	51	<div><div></div></div> 12.2%
2	少量	84	<div><div></div></div> 20.0%
3	普通	75	<div><div></div></div> 17.9%
4	很充足	105	<div><div></div></div> 25.1%
5	非常充足	104	<div><div></div></div> 24.8%
0		18	
99		14	
Warning: these figures indicate the number of cases found in the data file. They cannot be interpreted as summary statistics of the population of interest.			
# Q2_2_4: 孩子的老師能夠示範教導孩子的方式，給予我正向的回應，幫助我更有信心面對挑戰			
Information	[Type= discrete] [Format=numeric] [Range= 1-5] [Missing=*/99/0]		
Statistics [NW/ W]	[Valid=425 /-] [Invalid=26 /-]		
Value	Label	Cases	Percentage
1	沒有或非常微小	35	<div><div></div></div> 8.2%
2	少量	63	<div><div></div></div> 14.8%

# Q2_2_4: 孩子的老師能夠示範教導孩子的方式，給予我正向的回應，幫助我更有信心面對挑戰			
Value	Label	Cases	Percentage
3	普通	168	<div><div></div></div> 39.5%
4	很充足	119	<div><div></div></div> 28.0%
5	非常充足	40	<div><div></div></div> 9.4%
0		10	
99		16	
Warning: these figures indicate the number of cases found in the data file. They cannot be interpreted as summary statistics of the population of interest.			
# Q2_2_5: 不只是愛奇兒的教養，在健康手足上的關愛與教養，我也需要被提醒與支持			
Information	[Type= discrete] [Format=numeric] [Range= 1-5] [Missing=*/99/0]		
Statistics [NW/ W]	[Valid=383 /-] [Invalid=68 /-]		
Value	Label	Cases	Percentage
1	沒有或非常微小	23	<div><div></div></div> 6.0%
2	少量	62	<div><div></div></div> 16.2%
3	普通	144	<div><div></div></div> 37.6%
4	很充足	107	<div><div></div></div> 27.9%
5	非常充足	47	<div><div></div></div> 12.3%
0		48	
99		20	
Warning: these figures indicate the number of cases found in the data file. They cannot be interpreted as summary statistics of the population of interest.			
# Q2_2_6: 我需要別人協助我，認清自己孩子的能力，接受孩子的狀況			
Information	[Type= discrete] [Format=numeric] [Range= 1-5] [Missing=*/99/0]		
Statistics [NW/ W]	[Valid=433 /-] [Invalid=18 /-]		
Value	Label	Cases	Percentage
1	沒有或非常微小	29	<div><div></div></div> 6.7%
2	少量	71	<div><div></div></div> 16.4%
3	普通	187	<div><div></div></div> 43.2%
4	很充足	95	<div><div></div></div> 21.9%
5	非常充足	51	<div><div></div></div> 11.8%
0		5	
99		13	
Warning: these figures indicate the number of cases found in the data file. They cannot be interpreted as summary statistics of the population of interest.			
# Q2_3_1: 在愛奇兒每個教育階段，都有專業資訊來協助我和孩子			
Information	[Type= discrete] [Format=numeric] [Range= 1-5] [Missing=*/99/0]		
Statistics [NW/ W]	[Valid=389 /-] [Invalid=62 /-]		
Value	Label	Cases	Percentage
1	沒有或非常微小	37	<div><div></div></div> 9.5%
2	少量	88	<div><div></div></div> 22.6%
3	普通	188	<div><div></div></div> 48.3%
4	很充足	62	<div><div></div></div> 15.9%
5	非常充足	14	<div><div></div></div> 3.6%
0		1	
99		61	
Warning: these figures indicate the number of cases found in the data file. They cannot be interpreted as summary statistics of the population of interest.			

# Q2_3_2: 當我和學校接洽時，對方能夠讓我感受到接納與親切的態度是重要的			
Information	[Type= discrete] [Format=numeric] [Range= 1-5] [Missing=*/99/0]		
Statistics [NW/ W]	[Valid=387 /-] [Invalid=64 /-]		
Value	Label	Cases	Percentage
1	沒有或非常微小	22	<div><div></div></div> 5.7%
2	少量	55	<div><div></div></div> 14.2%
3	普通	176	<div><div></div></div> 45.5%
4	很充足	111	<div><div></div></div> 28.7%
5	非常充足	23	<div><div></div></div> 5.9%
0		2	
99		62	
Warning: these figures indicate the number of cases found in the data file. They cannot be interpreted as summary statistics of the population of interest.			
# Q2_3_3: 家人願意和我一起討論或參與這些過程，我會有更完整的評估與選擇			
Information	[Type= discrete] [Format=numeric] [Range= 1-5] [Missing=*/99/0]		
Statistics [NW/ W]	[Valid=385 /-] [Invalid=66 /-]		
Value	Label	Cases	Percentage
1	沒有或非常微小	49	<div><div></div></div> 12.7%
2	少量	65	<div><div></div></div> 16.9%
3	普通	144	<div><div></div></div> 37.4%
4	很充足	92	<div><div></div></div> 23.9%
5	非常充足	35	<div><div></div></div> 9.1%
0		3	
99		63	
Warning: these figures indicate the number of cases found in the data file. They cannot be interpreted as summary statistics of the population of interest.			
# Q2_3_4: 家長間能相互分享使用服務的經驗與資訊交流			
Information	[Type= discrete] [Format=numeric] [Range= 1-5] [Missing=*/99/0]		
Statistics [NW/ W]	[Valid=390 /-] [Invalid=61 /-]		
Value	Label	Cases	Percentage
1	沒有或非常微小	28	<div><div></div></div> 7.2%
2	少量	58	<div><div></div></div> 14.9%
3	普通	155	<div><div></div></div> 39.7%
4	很充足	120	<div><div></div></div> 30.8%
5	非常充足	29	<div><div></div></div> 7.4%
99		61	
Warning: these figures indicate the number of cases found in the data file. They cannot be interpreted as summary statistics of the population of interest.			
# Q2_3_5: 愛奇兒寒暑假有銜接性活動，以幫助孩子適應			
Information	[Type= discrete] [Format=numeric] [Range= 1-5] [Missing=*/99/0]		
Statistics [NW/ W]	[Valid=382 /-] [Invalid=69 /-]		
Value	Label	Cases	Percentage
1	沒有或非常微小	104	<div><div></div></div> 27.2%
2	少量	88	<div><div></div></div> 23.0%
3	普通	117	<div><div></div></div> 30.6%
4	很充足	61	<div><div></div></div> 16.0%
5	非常充足	12	<div><div></div></div> 3.1%

# Q2_3_5: 愛奇兒寒暑假有銜接性活動，以幫助孩子適應			
Value	Label	Cases	Percentage
0		5	
99		64	
Warning: these figures indicate the number of cases found in the data file. They cannot be interpreted as summary statistics of the population of interest.			
# Q2_3_6: 我有機會與老師溝通，並提供資訊協助老師認識愛奇兒狀況			
Information	[Type= discrete] [Format=numeric] [Range= 1-5] [Missing=*/99/0]		
Statistics [NW/ W]	[Valid=384 /-] [Invalid=67 /-]		
Value	Label	Cases	Percentage
1	沒有或非常微小	18	4.7%
2	少量	66	17.2%
3	普通	155	40.4%
4	很充足	118	30.7%
5	非常充足	27	7.0%
0		4	
99		63	
Warning: these figures indicate the number of cases found in the data file. They cannot be interpreted as summary statistics of the population of interest.			
# Q2_3_7: 我有機會參與學校相關事務，讓學校知道對待愛奇兒的方式			
Information	[Type= discrete] [Format=numeric] [Range= 1-5] [Missing=*/99/0]		
Statistics [NW/ W]	[Valid=385 /-] [Invalid=66 /-]		
Value	Label	Cases	Percentage
1	沒有或非常微小	39	10.1%
2	少量	77	20.0%
3	普通	158	41.0%
4	很充足	88	22.9%
5	非常充足	23	6.0%
0		4	
99		62	
Warning: these figures indicate the number of cases found in the data file. They cannot be interpreted as summary statistics of the population of interest.			
# Q2_3_8: 我能充分了解孩子在學校的實際狀況			
Information	[Type= discrete] [Format=numeric] [Range= 1-5] [Missing=*/99/0]		
Statistics [NW/ W]	[Valid=379 /-] [Invalid=72 /-]		
Value	Label	Cases	Percentage
1	沒有或非常微小	23	6.1%
2	少量	52	13.7%
3	普通	166	43.8%
4	很充足	112	29.6%
5	非常充足	26	6.9%
0		5	
99		67	
Warning: these figures indicate the number of cases found in the data file. They cannot be interpreted as summary statistics of the population of interest.			
# Q2_3_9: 隨著孩子的成長，我的另一半能共同參與教養，提升親職教養能力			
Information	[Type= discrete] [Format=numeric] [Range= 1-5] [Missing=*/99/0]		
Statistics [NW/ W]	[Valid=377 /-] [Invalid=74 /-]		






Q2_3_9: 隨著孩子的成長，我的另一半能共同參與教養，提升親職教養能力

Value	Label	Cases	Percentage
1	沒有或非常微小	44	 11.7%
2	少量	58	 15.4%
3	普通	123	 32.6%
4	很充足	95	 25.2%
5	非常充足	57	 15.1%
0		11	
99		63	

Warning: these figures indicate the number of cases found in the data file. They cannot be interpreted as summary statistics of the population of interest.

Q2_3_10: 隨著孩子的成長，能增進愛奇兒的社交關係






Information	[Type= discrete] [Format=numeric] [Range= 1-5] [Missing=*/99/0]
Statistics [NW/ W]	[Valid=384 /-] [Invalid=67 /-]

Value	Label	Cases	Percentage
1	沒有或非常微小	30	 7.8%
2	少量	71	 18.5%
3	普通	171	 44.5%
4	很充足	93	 24.2%
5	非常充足	19	 4.9%
0		3	
99		64	

Warning: these figures indicate the number of cases found in the data file. They cannot be interpreted as summary statistics of the population of interest.

Q2_3_11: 我有時間和朋友交往互動、與自己相處






Information	[Type= discrete] [Format=numeric] [Range= 1-5] [Missing=*/99/0]
Statistics [NW/ W]	[Valid=386 /-] [Invalid=65 /-]

Value	Label	Cases	Percentage
1	沒有或非常微小	33	 8.5%
2	少量	77	 19.9%
3	普通	147	 38.1%
4	很充足	98	 25.4%
5	非常充足	31	 8.0%
0		2	
99		63	

Warning: these figures indicate the number of cases found in the data file. They cannot be interpreted as summary statistics of the population of interest.

Q2_4_1: 我能清楚認識孩子的程度、善加發揮孩子的特質

Information	[Type= discrete] [Format=numeric] [Range= 1-5] [Missing=*/99/0]
Statistics [NW/ W]	[Valid=153 /-] [Invalid=298 /-]

Value	Label	Cases	Percentage
1	沒有或非常微小	6	 3.9%
2	少量	23	 15.0%
3	普通	70	 45.8%
4	很充足	46	 30.1%
5	非常充足	8	 5.2%
0		4	
99		294	

# Q2_4_1: 我能清楚認識孩子的程度、善加發揮孩子的特質			
Warning: these figures indicate the number of cases found in the data file. They cannot be interpreted as summary statistics of the population of interest.			
# Q2_4_2: 能提早為愛奇兒開始職前準備、生活自理的訓練			
Information	[Type= discrete] [Format=numeric] [Range= 1-5] [Missing=*/99/0]		
Statistics [NW/ W]	[Valid=152 /-] [Invalid=299 /-]		
Value	Label	Cases	Percentage
1	沒有或非常微小	5	<div><div></div></div> 3.3%
2	少量	32	<div><div></div></div> 21.1%
3	普通	66	<div><div></div></div> 43.4%
4	很充足	39	<div><div></div></div> 25.7%
5	非常充足	10	<div><div></div></div> 6.6%
0		6	
99		293	
Warning: these figures indicate the number of cases found in the data file. They cannot be interpreted as summary statistics of the population of interest.			
# Q2_4_3: 相同背景的家長能夠彼此資訊分享、預備進入機構的心情			
Information	[Type= discrete] [Format=numeric] [Range= 1-5] [Missing=*/99/0]		
Statistics [NW/ W]	[Valid=153 /-] [Invalid=298 /-]		
Value	Label	Cases	Percentage
1	沒有或非常微小	15	<div><div></div></div> 9.8%
2	少量	22	<div><div></div></div> 14.4%
3	普通	69	<div><div></div></div> 45.1%
4	很充足	39	<div><div></div></div> 25.5%
5	非常充足	8	<div><div></div></div> 5.2%
0		5	
99		293	
Warning: these figures indicate the number of cases found in the data file. They cannot be interpreted as summary statistics of the population of interest.			
# Q2_4_4: 成年愛奇兒能夠有機構/小型作業所，穩定規律的生活			
Information	[Type= discrete] [Format=numeric] [Range= 1-5] [Missing=*/99/0]		
Statistics [NW/ W]	[Valid=129 /-] [Invalid=322 /-]		
Value	Label	Cases	Percentage
1	沒有或非常微小	20	<div><div></div></div> 15.5%
2	少量	33	<div><div></div></div> 25.6%
3	普通	40	<div><div></div></div> 31.0%
4	很充足	22	<div><div></div></div> 17.1%
5	非常充足	14	<div><div></div></div> 10.9%
0		14	
99		308	
Warning: these figures indicate the number of cases found in the data file. They cannot be interpreted as summary statistics of the population of interest.			

# Q2_4_5: 成年愛奇兒能有穩定的工作			
Information	[Type= discrete] [Format=numeric] [Range= 1-5] [Missing=*/99/0]		
Statistics [NW/ W]	[Valid=115 /-] [Invalid=336 /-]		
Value	Label	Cases	Percentage
1	沒有或非常微小	56	<div><div></div></div> 48.7%
2	少量	19	<div><div></div></div> 16.5%
3	普通	22	<div><div></div></div> 19.1%
4	很充足	14	<div><div></div></div> 12.2%
5	非常充足	4	<div><div></div></div> 3.5%
0		30	
99		306	
Warning: these figures indicate the number of cases found in the data file. They cannot be interpreted as summary statistics of the population of interest.			
# Q2_4_6: 成年愛奇兒能受到僱主的接納與照顧			
Information	[Type= discrete] [Format=numeric] [Range= 1-5] [Missing=*/99/0]		
Statistics [NW/ W]	[Valid=109 /-] [Invalid=342 /-]		
Value	Label	Cases	Percentage
1	沒有或非常微小	48	<div><div></div></div> 44.0%
2	少量	24	<div><div></div></div> 22.0%
3	普通	20	<div><div></div></div> 18.3%
4	很充足	11	<div><div></div></div> 10.1%
5	非常充足	6	<div><div></div></div> 5.5%
0		34	
99		308	
Warning: these figures indicate the number of cases found in the data file. They cannot be interpreted as summary statistics of the population of interest.			
# Q2_4_7: 成年愛奇兒可以有自己的社交圈			
Information	[Type= discrete] [Format=numeric] [Range= 1-5] [Missing=*/99/0]		
Statistics [NW/ W]	[Valid=124 /-] [Invalid=327 /-]		
Value	Label	Cases	Percentage
1	沒有或非常微小	50	<div><div></div></div> 40.3%
2	少量	30	<div><div></div></div> 24.2%
3	普通	29	<div><div></div></div> 23.4%
4	很充足	9	<div><div></div></div> 7.3%
5	非常充足	6	<div><div></div></div> 4.8%
0		20	
99		307	
Warning: these figures indicate the number of cases found in the data file. They cannot be interpreted as summary statistics of the population of interest.			
# Q2_4_8: 夫妻之間需要重新磨合、學習新的夫妻互動模式			
Information	[Type= discrete] [Format=numeric] [Range= 1-5] [Missing=*/99/0]		
Statistics [NW/ W]	[Valid=128 /-] [Invalid=323 /-]		
Value	Label	Cases	Percentage
1	沒有或非常微小	21	<div><div></div></div> 16.4%
2	少量	23	<div><div></div></div> 18.0%
3	普通	53	<div><div></div></div> 41.4%
4	很充足	26	<div><div></div></div> 20.3%






Q2_4_8: 夫妻之間需要重新磨合、學習新的夫妻互動模式

Value	Label	Cases	Percentage
5	非常充足	5	 3.9%
0		16	
99		307	

Warning: these figures indicate the number of cases found in the data file. They cannot be interpreted as summary statistics of the population of interest.

Q2_4_9: 自己開始嘗試一些過去沒機會、沒做過的事情，建立成就感






Information	[Type= discrete] [Format=numeric] [Range= 1-5] [Missing=*/99/0]
Statistics [NW/ W]	[Valid=134 -/] [Invalid=317 -/]

Value	Label	Cases	Percentage
1	沒有或非常微小	17	 12.7%
2	少量	28	 20.9%
3	普通	52	 38.8%
4	很充足	30	 22.4%
5	非常充足	7	 5.2%
0		8	
99		309	

Warning: these figures indicate the number of cases found in the data file. They cannot be interpreted as summary statistics of the population of interest.

Q2_4_10: 當無法照顧成年愛奇兒時，能為愛奇兒找到接替照顧者的角色






Information	[Type= discrete] [Format=numeric] [Range= 1-5] [Missing=*/99/0]
Statistics [NW/ W]	[Valid=135 -/] [Invalid=316 -/]

Value	Label	Cases	Percentage
1	沒有或非常微小	58	 43.0%
2	少量	23	 17.0%
3	普通	31	 23.0%
4	很充足	13	 9.6%
5	非常充足	10	 7.4%
0		9	
99		307	

Warning: these figures indicate the number of cases found in the data file. They cannot be interpreted as summary statistics of the population of interest.

Q2_4_11: 我有足夠資訊來安排成年愛奇兒的財務及法律權益

Information	[Type= discrete] [Format=numeric] [Range= 1-5] [Missing=*/99/0]
Statistics [NW/ W]	[Valid=135 -/] [Invalid=316 -/]

Value	Label	Cases	Percentage
1	沒有或非常微小	34	 25.2%
2	少量	37	 27.4%
3	普通	46	 34.1%
4	很充足	13	 9.6%
5	非常充足	5	 3.7%
0		9	
99		307	

Warning: these figures indicate the number of cases found in the data file. They cannot be interpreted as summary statistics of the population of interest.